



Class R 121

Book J 4
1916

Copyright N^o copy 2

COPYRIGHT DEPOSIT

2
1302

746

APPLETON'S
MEDICAL DICTIONARY

THE
LIBRARY OF THE
MUSEUM OF NATURAL HISTORY
LONDON

APPLETON'S MEDICAL DICTIONARY

EDITED BY

SMITH ELY JELLIFFE, A.M., M.D., PH.D.,

Adjunct Professor of Diseases of the Mind and Nervous System,
New York Post Graduate Hospital and Medical School

ASSISTED BY

CAROLINE WORMELEY LATIMER, M.D., A.M.,

Formerly Instructor in Biology,
Women's College of Baltimore



SPECIAL CONTRIBUTING EDITORS

ROBERT M. GREEN, M.D.

Instructor in Anatomy and Assistant in Obstetrics and
Gynecology, Harvard Medical School.

ARTHUR H. KOELKER, Ph.D., M.D.

Formerly Instructor in Chemistry, Johns
Hopkins University.

**ROBERT ANTHONY HATCHER,
Ph.G., M.D.**

Professor of Pharmacology and Materia Medica,
Cornell University

WILLIAM ROYAL STOKES, M.D., Sc.D

Professor of Pathology and Bacteriology, University
of Maryland School of Medicine and College
of Physicians and Surgeons of Baltimore

**WILLIAM HENRY HOWELL,
Ph.D., M.D., Sc.D., LL.D.**

Professor of Physiology, Johns Hopkins
University.

ARTHUR K. STONE, A.M., M.D.

Instructor in Medicine, Harvard Medical School.

WALTER L. BURRAGE, A.M., M.D.

Formerly Clinical Instructor in Gynecology, Harvard
Medical School, Boston.

NEW YORK AND LONDON
D. APPLETON AND COMPANY

1916

Copy 2

R121
.J4
1916
copy 2

COPYRIGHT, 1915, 1916, BY
D. APPLETON AND COMPANY ✓

\$3.50 ✓
AUG 30 1916 ✓

Printed in the United States of America

© Cl. A 437429
now. H

PREFACE

The field of medicine is for the student or the practitioner a vast country with always new discoveries to be made, new objects of knowledge and of activity. These are diverse in sphere though all belong to medicine. Effectually to meet these diversities and operate upon them and through them to obtain increasing knowledge of the nature of man which makes for the wider and truer scope of medical service, the physician needs tools to conquer these territories and appropriate unto his service the wealth of resource they offer in understanding and in opportunity through the problems presented.

The chief tool of the intellect is language, a mobile tool, by which the intellect can lay hold of one thing after another, material things first, then concepts, ideas which through language alone are caught and held for active use.

It has been the endeavor in the preparation of this dictionary to rearrange and select such tools as will be of greatest advantage in the departments of medical work. Some tools are no longer serviceable to newer concepts and broader knowledge. Others there are that have been tested and have proved effectual where newer ones have failed. There are still others whose use must change with extended knowledge and shifting points of view. Again we find new terms developed in a new sphere of activity such for example as the analytic penetration into the mental life which has begun to open up such far-reaching possibilities in the investigation of the causes and in the effectual treatment of human ailments.

The main emphasis we would lay upon this, that because language is not only a tool but a mobile tool it is in a continuous state of growth and alteration. What serves to-day may be inadequate and useless to-morrow. It is impossible therefore that the matter of this book should be fixed and perfected. There are terms whose value is already passing but whose functioning is as yet indispensable, there are others whose meaning as well as whose value must be more fully discovered and appraised by experience.

The dictionary as a whole represents the process of growth. Its use will not only determine its worth, it will also create its worth in so far as the tools it furnishes are utilized and applied to constructive work in the direct medical service of the sick, physical and mental together, and it will, moreover, in so doing be itself further developed, will alter and grow.

It is with an understanding of its necessary limitations and imperfections but possibilities as an instrument for a service reaching far beyond itself through the mobility of the tool, that we offer it to the minds that are to supply the motive and directing force.

KEY TO THE PRONUNCIATION

- a at the end of a syllable as a in rate, before a consonant as a in rat.
ă as a in rat.
ā as in rate.
ah as a in arm.
ai as ai in pair.
aw as a in all.
e at the end of a syllable as e in compete, before a consonant as e in pet.
ě as e in pet.
ē as e in compete.
ë as the French eu or the German oe, almost as e in pilfer.
eh as in rate, though not so prolonged.
i at the end of a syllable as i in fine, before a consonant as i in fin.
ī as i in fin.
ī as i in fine.
o at the end of a syllable as o in rote, before a consonant as o in rot.
ö as o in rot.
ō as o in rote.
oo as oo in root.
öö as oo in stood.
ow as ow in now.
oy as oy in toy.
u at the end of a syllable as u in cure, before a consonant as u in cut, before r as u in cur.
û as u in cut.
ū as u in pure.
ü as the French u or the German ü or ue.
dh as th in the.
g as in good.
kh a guttural k, like ch in German Buch.
n nasal as the French n in bon.
th as th in thrust.
zh as s in pleasure.

Other consonants as in English.

CONTENTS OF APPENDIX

PAGES

ANALYSES OF BODY FLUIDS

How to make a urine analysis—Comparative sizes of epithelia found in urine—
 How to make a blood examination—How to make a sputum examination—
 How to make an examination of the stomach contents—How to make a stool
 examination—How to determine blood pressure—How to examine cerebro-
 spinal fluid—The examination of vaginal smears—Examination of pleural and
 ascitic fluid 893-913

DIETARY

High protein diet—Low protein diet—Purin free diet, No. 2—Purin free diet
 (Folin)—Uric acid free diet—Dinner for hot weather—Dinner for cold weather—
 Schmidt's test diet—Lenhartz treatment—Karell treatment for "Anasarca"—
 Diet tables used in private practice by Dr. W. Gilman Thompson 913-917

BOTTLE-FED BABIES

The milk supply—How to prepare the food—Pasteurized milk—Plain milk
 formulas—Time-table for feeding during the first year—Barley and oatmeal
 gruels from the flour—Care of bottles and nipples—What the normal baby
 should be 917-919

DEATH CERTIFICATE AND INTERNATIONAL LIST OF CAUSES OF DEATH

General diseases—Diseases of the nervous system and of the organs of special
 sense—Diseases of the circulatory system—Diseases of the respiratory system—
 Diseases of the digestive system—Non-venereal diseases of the genito-urinary
 system and annexa—The puerperal state—Diseases of the skin and cellular
 tissue—Diseases of the bones and of the organs of locomotion—Malforma-
 tions—Diseases of early infancy—Old age—Affections produced by external
 causes—Ill-defined diseases 920-928

LIST OF UNDESIRABLE TERMS 928-932

STATEMENT OF OCCUPATION AND OTHER IMPORTANT DATA 933

STANDARD CERTIFICATE OF BIRTH 933

RECIPROCITY 934

ESSENTIAL FEATURES OF STATE LAWS AND CONDITIONS SURROUND-
 ING MEDICAL LICENSURE 935

RECIPROCITY TABLE 936-937

THE MORE COMMON POISONS, THEIR SYMPTOMS, ANTIDOTES, AND
 TREATMENT 938-940

ABBREVIATIONS AND SYMBOLS 941

TABLES OF WEIGHTS AND MEASURES

Apothecaries' weight—Apothecaries' measure—Avoirdupois weight—Dry meas-
 ure—Linear measure—Liquid, or wine measure—Square measure—Solid, or
 cubic measure—Troy weight—Metric, or French weights—Metric, or French
 dry and liquid measure—Metric, or French cubic or solid measure—Metric, or
 French lineal measure—Metric, or French square measure—Weights . . . 941-943

SUGGESTIONS TO MEDICAL AUTHORS

Instructions for reading galley proof—Instructions for reading page proof—
 Proof marks—Bibliographic references 943-945

APPLETON'S
MEDICAL DICTIONARY

A

A

A. 1. An abbreviation for anode and anterior. 2. The symbol for argon. 3. A symbol used to denote total acidity.

a-, an-. Prefix from the Gr., *alpha*, priv., before a vowel *an*, used in the sense of the English *un*, meaning *not*, *without*, *less*.

AA, aa. Used in prescription writing following the names of two or more ingredients to signify of *each*. [Gr., *ana*; in a distributive sense, of *each*.]

a-, ab-. Lat. prefix from a preposition meaning *from* or *away from*.

Abadie's sign (ă-bă-de'). 1. Insensibility of the tendo Achillis to pressure in locomotor ataxia. [*Abadie*, Bordeaux physician.] 2. Spasm of the levator palpebræ superioris in exophthalmic goiter. [*J. M. Abadie*, Parisian ophthalmologist.] **A.'s treatment of syphilis.** Intravenous injection of the oxycyanid of mercury.

abarticulation (ab-ar-tik-u-la'shun). 1. That variety of articulation known as diarthrosis. 2. Dislocation of a joint. [Lat., *ab*, from, + *articulatio*, joint.]

abasia (ah-ba'ze-ah). Loss or impairment of the power of walking due to motor incoördination, usually of psychogenic origin and seen in hysteria, compulsive states, psychosis. See *astasia-a. paroxysmal trepidant a.* *Astasia-a.*, in which walking is hindered by opposing movements that stiffen the legs and produce a sort of impediment resembling that of spastic paraplegia. [Gr., *a*, priv., + *basis*, step.]

Abbé's condenser. An illuminating apparatus placed beneath the stage of the microscope used either in indirect sunlight or with artificial light. It consists of two or three lenses which concentrate the light reflected from a mirror. [*Abbé*, a German physicist, 1845-1905.]

abbreviations and symbols. See in *appendix*, page 941.

abdomen (ab-do'men or ab'domen). The belly; the largest of the great visceral cavities of the body, bounded above by the diaphragm, below by the floor of the pelvis, in front by the fasciæ and muscles and partly by the ribs, and behind by the spine, ribs, fasciæ, and muscles. It is lined with peritoneum and is divided into the abdomen proper, above, and the pelvic cavity, below. **pendulous a.** Hanging

ABERRATION

or lax abdomen. **scaphoid a.** Hollowed out abdomen [Lat., *abdere*, to hide.]

abdom'inal (ab-dom'in-al). Of or pertaining to the abdomen. **a. belt.** A broad belt for encircling the abdomen for the purpose of support, as during pregnancy, etc. [Lat., *abdominalis*.]

abdom'ino-. A prefix from the Lat., *abdomen*; used in compound words to signify of or pertaining to the abdomen.

abducens. The sixth cranial nerve which, innervating the muscle of like name, external rectus, causes it to move the eye ball outward. **a. oris.** The levator anguli oris muscle.

abduct'. To draw a part away from the median line of the body. [Lat., *ab*, away from, + *ducere*, to lead.]

abduc'tion. A movement which carries a part away from the median line of the body or (in case of the fingers and toes) away from the middle line of a limb. As applied to the hand, the word means flexion toward the radial side of the forearm. [Lat., *ab*, away from, + *ducere*, to draw.]

abduc'tor. A muscle or nerve, the action of which is to abduct a part; the opposite of adductor. **a. muscle.** See *table of muscles*, under *muscle*.

Abelmos'chus esculen'tus. A species of *A.* growing in the West Indies. It furnishes the okra pods which are used in soups.

aber'rant (a-bèr'rant). Varying from the customary structure or type. [Lat., *aber-rare*, to wander.]

aberration (ab-er-a'shun). 1. Any deviation from the normal course. 2. In optics, the deviation of the rays of light from the principal focus of a curved lens or speculum. 3. See *mental a.* 4. An abnormal determination of one of the fluids of the body, especially the blood, to a part, as in vicarious menstruation; a metastasis. **chromatic a.** In the refraction of light by a lens, an inequality in the degree of refraction of the rays of the different colors, so that a series of tinted images is produced more or less removed from the focus. **mental a.** A vague term signifying strange or abnormal mental functioning; in law used loosely as synonymous with the still more vague term insanity. **spherical a.** In the refraction of light by a lens, an inequality in the degree of

convergence of the rays from different portions of the lens, producing a series of images at different focal distances, so called because the character of the a. is due to the fact that the surface of the lens is a segment of a sphere. [Lat., *aberratio*, a deviation.]

Abies (a'bi-*ez*). A genus of the *Coniferae*.

A. balsamea. Syn.: *A. balsamifera*. *Pinus balsamea*. The American silver fir; a species indigenous to the Northern United States and Canada, which furnishes Canada balsam (Canada turpentine). **A. balsamifera**. See *A. balsamea*. **A. canadensis**. The hemlock or hemlock spruce; a species indigenous to British America and the Northern United States, and furnishing the so-called Canada pitch. **A. communis**, **A. excelsa**. Syn.: *A. communis*, *Pinus Abies*, *Pinus picea*. The Norway spruce; indigenous to Europe and Northern Asia. It furnishes Burgundy pitch. **A. pectinata**, **A. picea**. The European silver fir, furnishing Strassburg turpentine and *abietite*, a sugar resembling mannite, from the needles. **A. Sabauiana**. The California nut-pine, which yields *abietene*, identical with heptane. [Lat., *abies*, fir-tree.]

abiogenesis (ab'i-o-jen'e-sis). Spontaneous generation; the hypothetic production of living matter without descent from other living matter. [Gr., *a*, priv., + *bios*, life, + *genesis*, generation.]

abiotrophy. A condition of premature death of the tissues from cell decay without the action of an immediate irritant. [Gr., *a*, priv., + *bios*, life, + *trophe*, nutrition.]

ablation (ab-la'shun). Removal. The action or process of removing. [Lat., *ablatio*, n. of action, from *ablat*-ppl. stem of *auferre*, to take away.]

ablepharia, **ablepharon** (ah-blef-a-re-ah, ah-blef-ar-on). Congenital absence of, or defect in, one or both eyelids. [Gr., *a*, priv., + *blepharon*, eyelid.]

ablep'sia, **ablep'sy**. 1. Blindness. 2. Stupidity, dulness. [Gr., *ablepsia*, blindness.]

abluent (ab'lu-ent). 1. Washing away. 2. A cleansing agent. 3. Cleansing. [Lat., *abluens*, pr. ppl. of *abluere*, to wash off.]

abnormal. Irregular, not according to rule; unnatural, departing from average. [Lat., *abnormis*, from *ab*, away from, + *norma*, rule.]

abnormal'ity, **abnor'mity**. An abnormal state, especially a malformation, as distinguished from a graver departure from normal, known as a monstrosity.

abolition (ab-o-lish'un). The destruction or removal of a part; the suppression of a function. [Lat., *abolescere*, to decay, vanish.]

abomasum. Syn.: *venter faliscus*, *ventriculus intestinalis*. The fourth, or principal, stomach of a ruminant animal. The mucous coat of the a. of the calf, or a preparation made from it (termed *rennet*), is used for curdling milk in making cheese.

abo'ral. Situated away from the mouth in

distinction from *adoral*. [Lat., *ab*, from, + *os*, *oris*, mouth.]

abort'. 1. To suffer an abortion. 2. To fall short of full development, to come to an untimely end; said of a disease. The word is also used (but improperly) in an active sense; e. g., a remedy is said to abort a disease, i. e., to cut it short. [Lat., *aboriri*, to miscarry.]

abor'ticide. An agent causing destruction of a fetus by producing abortion. [Lat., *abortus* + *caedere*, to kill.]

abortient, **abortifacient** (ab-or'shent, ab-or-tif-a'shent). A substance used to induce abortion. Said of a drug such as ergot or tansy. [Lat., *abortificiens*, from *abortus*, abortion, + *facere*, to produce.]

abortion. 1. The termination of pregnancy by the expulsion of the ovum before the fetus has become viable; in a stricter sense, the expulsion of the ovum before the completion of the third month of gestation (in the human subject), as distinguished from miscarriage. 2. A fetus which has been expelled prematurely.

3. The premature cessation of any physiological or pathological process. **criminal a.** Syn.: *feticide*. The act of inducing or attempting to induce a. for any other purpose than that of saving the mother's life. **habitual a.** The repeated occurrence of a. in the same individual in successive pregnancies, formerly imputed to "habit." **incomplete a.** One in which unusual delay occurs, so that portions of the ovum are retained. **induced a.** A. produced intentionally.

missed a., called also **concealed a.** That condition in which the ovum is retained in the uterus for a considerable time after its death, and the fetus is macerated or mummified, and finally expelled. **partial a.** A. resulting in the expulsion of one fetus (or fewer than the whole number) in cases of multiple gestation. **repeated a.** A. occurring at about the same period of time in repeated pregnancies. **spontaneous a.** A. not due to any interference or to any known accidental cause. **tubal a.** The escape of a fertilized ovum from the fallopian tube into the peritoneal cavity. [Lat., *abortus*, from *aboriri*, to miscarry.]

abortionist. One who practises criminal abortion.

abor'tive. 1. Cutting short the course of a disease. 2. A disease or a lesion is said to be a., when, after having begun in the usual way, it suddenly disappears or stops short in its progress. 3. In botany, an a. stamen is one that has no anther or only a rudimentary one; and an a. flower is one that falls without leaving any trace of fecundation. [Lat., *abortivus*.]

abrachiocephalus (a-bra''ke-o-sef'al-us). A monster without head or arms. [Gr., *a*, priv., + *brachion*, arm + *kephale*, head.]

abra'sion. Syn.: *excoriation*. 1. The rubbing or scraping away of a superficial portion of skin or mucous membrane or an incrustation, also the resulting lesion.

2. In dentistry the wearing away of tooth

substance. [Lat., *abrasio*, from *abradere*, to rub off.]

abras'tol. See *asaprol*.

abreac'tion. The adequate handling of an emotional situation.

ab'rin. A toxin, containing a globulin and an albumin chiefly obtained from jequirity (*Abrus precatorius*).

abrotanum, abrotonum (ab-rot'an-um, ab-rot'o-num). Southernwood; a bitter, irritant to mucous membranes. Used as a household remedy. See *Artemisia*. [Gr., *abrotonon*, southernwood.]

A'brus. A genus of the *Leguminosae*, one species of which, *A. precatorius* (jequirity), growing in the tropics, yields abrin. [Gr., *abros*, pretty, delicate.]

A. B. S. pill. An official pill of aloes, belladonna and strychnin.

ab'scess. Properly a circumscribed collection of pus in a cavity formed as the result of suppuration and disintegration of tissue) not an infiltration with pus or a collection in a natural cavity, though often applied to these conditions). The varieties are: acute. alveolar. amebic. Bartholinian. biliary. Brodie's. bursal. canalicular. caseous, or cheesy. cerebral. chronic. circumscribed. cold. consecutive. constitutional. critical. dental. diffuse. embolic. encysted. fecal. follicular. gangrenous. glandular. hemorrhagic. hypostatic. idiopathic. iliac. indolent. infecting mitral. interlamellar a. of the membrana tympani. ischio-rectal. lacrimal. lacunar. lumbar. lymphadenitic. lymphangitic. mammary. marginal. mastoid. metastatic. microscopical. miliary. milk. multiple. mural. necrotic. ossifluent. otic cerebral. otitic cerebral. parametric. parametric. perinephric. perinephritic. peripleuritic. peritoneal. peritonilar. perityphlitic. phlegmonous. post-fascial. post-mammary. post-pharyngeal. prelacrimal. preperitoneal. progressive ulcerative a. of the cornea. psoas. puerperal. pyemic. quiet bone. residual. retro-esophageal. retroperitoneal. retro-pharyngeal. secondary. septic. shirt-stud. spermatic. spinal. stercoraceous or stercoral. stitch. subaponeurotic. subareolar. subcutaneous. subdiaphragmatic. subfascial. submammary. subpectoral. subperitoneal. subphrenic. sudoriparous. supramammary. thecal. tropical. tuberculous. tympanitic. urethral. urinary. wandering. [Lat., *abscessus*, from *abscedere*, to depart; from the animistic reasoning that the formation of an abscess was a way by which a disease departed.]

absciss (ab'sis). See *complement*.

abscission (ab-si'zhun). A cutting off. Removal by cutting. [Lat., *abscissio*, n. of action, from *abscindere*, to cut off.]

absinthe (ab'sinth). 1. A liqueur consisting of an alcoholic solution of oil of wormwood, flavored with angelica, anise,

and marjoram. 2. *Artemisia absinthium*. [Lat., *absinthium*, wormwood.]

absinthin, absynthin (ab-sin'thin). The bitter principle of wormwood; a white, imperfectly crystalline substance; according to Kromayer, an aldehyd, $C_{10}H_{16}O_8 + H_2O$.

Absinthium (ab-sin'the-um). 1. A genus corresponding in part to the Linnean genus *Artemesia*. 2. Wormwood; the leaves and tops of *Artemisia A.* The volatile oil is an active narcotic poison. Wormwood is aromatic and bitter; but little used. **A. vulgare.** See *Artemisia Absinthium*. [Lat., *absinthium*, wormwood.]

ab'solute. 1. Actual, positive, as the a. weight of a body as distinguished from its specific weight. 2. Pure (e. g., a. alcohol). [Lat., *absolutus*, from *absolvere*, to complete.]

absorbefacient (ab-sor-be-fa'she-ent). Causing absorption. Drying up. An agent or medicine that does this, such as atropin in coryza. [Lat., *absorbere*, to suck up, + *facere*, to make.]

absorbent (ab-sor'bent). 1. Sucking up. 2. A lacteal, lymphatic, or other absorbing vessel. 3. A medicine or dressing that favors a sucking up. [Lat., *absorbens*, pr. ppl. of *absorbere*, to swallow up.]

absorp'tion. 1. In general the act or process of absorbing; the imbibition of nutritive or other material by a living organism; the process of taking up waste or foreign material into the general circulation. 2. The method of extracting certain groups of agglutinins from a serum by adding to it the bacilli which will agglutinate with the other agglutinins in it, thus leaving the special agglutinating groups only which act on one type of bacilli. **a. bands.** Dark bands observed in a spectrum when the light is transmitted through certain colored liquids. They are due to the absorption of rays of a certain wave length. The position and number of these bands are characteristic for the substance. **a. coefficient.** A term used to indicate the amount of gas absorbed by a definite volume (1 cc.) of liquid (water) at a given temperature and barometric pressure. **a. lines.** Narrow bands on lines in spectrum when light is absorbed after passing through certain liquids or vapors. **a. spectrum.** A spectrum in which there are definite dark lines or bands due to the absorption of the rays of light of the corresponding wave lengths. **pathological a.** The a. of an excretion (like the bile) of a morbid product (like pus or the contents of a cyst) into the blood. [Lat., *absorptio*, a sucking down.]

abstergent (ab-ster'jent). A cleansing substance, application, or medicine. [Lat., *abstergens*, pr. ppl. of *abstergere*, to wipe away.]

abstract (ab'strakt). A powdered extract diluted with sugar of milk, so that 1 part of the abstract represents 2 parts of the crude drug. Abstracts were official prod-

- ucts of the U. S. Ph. for 1880. [Lat., *abstractum*, from *abstrahere*, to withdraw.]
- abulia.** Signifies a blocking of the motor impulse to carry out a purposeful activity frequently met with in the psychoneuroses and psychoses and is of mental origin, spoken of as a weakness of will in the older faculty psychology.
- abuloma'nia, abouloma'nia.** Marked inability to decide. An old and indefinite term.
- Acacia** (a-ka'she-ah). 1. A genus of the *Leguminosae*, sub-order *Mimoseae*. 2. Gum arabic. In the U. S. Ph. a dry gummy exudate from *A. senegal* and other species. It is used in making mucilage and as a vehicle in pharmacy. **A. Catechu.** See *catechu*. **A. senegal.** Several species have been confounded under this name. One of them furnishes gum senegal, official Br. Ph., 1900. **A. stenocarpa.** A species found in Upper Egypt and adjacent countries, furnishing Suakin gum arabic. **A. vera, A. veravel.** Syn.: *Mimosa nilotica*. A moderate-sized tree, indigenous to Egypt, but growing also in Nubia, Senegal, and probably other parts of Africa, also found in India. This and *A. vereck* are the most important sources of gum arabic. **A. vereck.** A species growing in eastern Africa, but chiefly in western Africa, north of the Senegal River. **acaciae gummi.** Gum arabic. [Br. Ph.] **mulcilo acaciae.** A mucilage containing 34 per cent. [U. S. Ph.] or 40 per cent. [Br. Ph.] of acacia in water. **syrupus acaciae.** A syrup of a. containing 25 parts of mucilage of a. and 75 parts of syrup. [U. S. Ph.] [Gr., *akakia*, an Egyptian tree; from *ake*, a spine.]
- acampsia** (a-kamp'sha). Inflexibility, rigidity of a limb. [Gr., *akampsia* (from *a*, priv., + *kamptein*, to bend).]
- Acanthia lectularia.** The bedbug. See *Cimex lectularius*.
- acantho-.** Comb. form of Gr. *akantha*, thorn, used in the sense of thorn, thorny in compound words.
- acantho'ma.** Hyperplasia of the reticular layer of the skin. **a. adenoides cysticum** (Unna). A multiple benign cystic epithelioma. [Gr., *akantha*, a thorn, + *oma*, tumor.]
- acanthopelyx** (a-kan-thop'el-ix). A pelvis deformed by exostosis of the bones forming the pelvis. [Gr., *akantha*, thorn, + *pelyx*, basin.]
- acantho'sis.** Any disease of the prickle cells of the skin. **a. bullosa.** Same as *epidermolysis bullosa*. **a. nigrans.** A growth consisting of pigmented, warty, papillomatous nodules, showing a hyperplasia of the papillae and epidermis, dilatation of the blood and lymph vessels, and an increase of pigment in the palisade cells, with imperfect "cell-nest" formation. [Gr., *akantha*, spine, thorn.]
- acap'nia.** A condition in which the blood contains less than the usual amount of carbon dioxid. [Gr., *a*, priv., + *kapnos*, smoke.]
- acardia** (a-kar'de-ah). Congenital absence of the heart. [Gr., *a*, priv., + *kardia*, heart.]
- acardiacus** (a-kar-di'ak-us). A monster, which is sometimes developed in single ovum twin pregnancies, one twin being normal while the other is imperfectly formed and lacks a heart. [Gr., *a*, priv., + *kardia*, heart.]
- acarophobia** (ak-ar-o-fo'be-ah). Fear that itching is due to the presence of the acarus. [Gr., *akaros*, mite, + *phobos*, fear.]
- Ac'arus.** A minute parasitic animal or mite belonging to the order *Acarina* of the class *Arachnida*. **A. autumnalis.** The mower's mite, wheal worm, rouget, or harvest bug. A minute animal of a bright red color which attacks the legs of man during the harvest season and may spread to other parts of the body. It causes papules, vesicles, and pustules. **A. folliculorum**, also called *Demodax folliculosum*. The pimple mite, a species that inhabits the hair sacs and sebaceous follicles, especially those of the nose in persons who have acne. It may occur in the dog, the cat or the sheep. **A. scabiei.** See *Sarcoptes*. [Gr., *akaros*, a mite.]
- acatamathe'sia.** Impairment of the faculty of understanding spoken words [Gr., *a*, priv., + *katamathesis*, comprehension.]
- acatapha'sia.** Inability to express thought in orderly fashion. [Gr., *a*, priv., + *kataphasis*, a well-ordered statement.]
- A. C. C.** Anodal closure contraction.
- accelerator** (ak-sel'er-a-tor). 1. A term applied to the sympathetic nerve to the heart, the stimulation of which increases the rapidity of the heart's action. 2. A muscle supposed to hasten the flow of a physiological discharge. See *table of muscles*, under *muscle*. [Lat., *accelerare*, to hasten.]
- accesso'rius.** Accessory, contributing, aiding, as an accessory muscle. See *table of muscles*, under *muscle*. [Lat., *accedere*, to be added to.]
- accessory** (ak-ses'so-re). Joined to, additional, supplementary; applied to certain nerves and muscles. In pathology, a term used to express small isolated accessory organs, produced by the snaring off of certain cells during embryonic development, e. g., an accessory spleen. [B. N. A. *accessorius*.]
- ac'cident.** A mishap; chance; unintentional act. [Lat., *accidens*, slipping.]
- accipiter** (ak-sip'i-ter). A bandage applied over the nose resembling the spreading wings of a hawk. [Lat., *accipiter*, hawk.]
- acclimatiza'tion.** 1. The process of adaptation to a strange climate. 2. Artificial adaptation of animal or plant organisms under experimental condition. [Fr., *a*, to, + *climat*, climate.]
- acclivitas, adclivitas.** An upward slope; an elevation. **a. tibiae.** The rough projection on the summit of the tibia, between the two articular surfaces. [Lat., *acclivitas*, from *clivus*, a slope.]

accommodation (ak-kom-o-da'shun). 1.

The process by which the refractive power of the eye is changed in accordance with the distance at which an object is to be viewed so as to secure a distinct focus on the retina. 2. The process by which an organ or an entire organism adapts itself to a change in its conditions or environment.

binocular a. The convergence of the two eyes so as to bring the image of the object looked at upon the fovea of each retina.

mechanism of a. The anatomical and physiological means by which the curvature of the crystalline lens is altered so as to focus near objects on the retina. **range of accommodation.** Term used to express the extent of the change in curvature of the crystalline lens that can be effected by a maximum contraction of the ciliary muscle. It is expressed in the number of diopters by which the refractive power of the lens is thus increased. The range of accommodation diminishes steadily with age, according to a definite curve, from 14 diopters at 10 years to 1 diopter at 60 years. [Lat., *accommodatio*, an adapting or adjusting.]

accouchement (ak-koosh'mon). Confinement, labor, parturition. **a. forcé.** Labor brought on artificially and terminated forcibly. [Fr., *accoucher*, or *s'accoucher*, to go to bed.]

accoucheur (ak-koo-shûr'). A man who assists women in childbirth; an obstetrician.

accoucheuse (ak-koo-shûz'). A midwife. [Feminine of *accoucheur*.]

accretion. 1. Growth by organic enlargement; the growing of separate things into one; 2. The whole resulting from this. [Lat., *ad*, to, + *creescere*, to grow.]

accu'mula'tor. An electrical storage battery made of lead plates and coated alternately with lead sulphate and lead peroxid, immersed in dilute sulphuric acid. By recharging it can be used again. **galvanic a.** See *storage battery*, under *battery*. **secondary a.** See *storage battery*, under *battery*.

A. C. E., A. C. E. mixture. The abbreviation commonly used for an anesthetizing mixture of 1 volume of alcohol, 3 of chloroform, and 2 of ether.

-acea. A Lat. suffix (neut. pl.) used to form names for orders of animals, as crustacea.

aceognosia (as-e-og-no'sha). Knowledge of remedies. [Gr., *akos*, a remedy, + *gnosis*, knowledge.]

acephalia, acephalism, acephaly (a-sef-a'le-ah, a-sef'al-ism, a-sef'al-e). That form of monstrosity in which the head is wanting or is anencephalic. [Gr., *a*, priv., + *kephale*, head.]

acephalicus (a-sef'al'i-kus). A headless fetus. [Gr., *a*, priv., + *kephale*, head.]

acephalobranchius (a-sef-al-o-bra'ke-us). A monster without head or arms. [Gr., *a*, priv., + *kephale*, head, + *brachion*, arm.]

acephalocardius (a-sef-a-lo-kar'de-us). A monster without head or heart. [Gr., *a*,

priv., + *kephale*, head, + *kardia*, heart.]

acephalochirus (a-sef-a-lo-ki'rus). A monster without head or hands. [Gr., *a*, priv., + *kephale*, head, + *cheir*, hand.]

acephalocyst (a-sef'al-o-sist). The bladder-worm, a sterile echinococcus cyst. A class of hydatids consisting only of a membranous bag filled with fluid. One of the stages of existence of a sterile cestoid worm. [Gr., *a*, priv., + *kephale*, head, + *kystis*, a bag.]

acephalogaster (a-sef-al-o-gas'ter). A monstrosity in which the head and the upper part of the abdomen are wanting. [Gr., *a*, priv., + *kephale*, head, + *gaster*, belly.]

acephalopo'dius. A monster in which the head and feet are lacking. [Gr., *a*, priv., + *kephale*, head, + *podion*, foot.]

acephalorhacus (a-sef'al-o-ra'kus). A monster in which the head and vertebral column are wanting. [Gr., *a*, priv., + *kephale*, head, + *rhachis*, backbone.]

acephalostomus (a-sef-al-o'sto-mus). A variety of acephalia in which there is a mouthlike opening at the upper extremity of the body. [Gr., *a*, priv., + *kephale*, head, + *stoma*, mouth.]

acephalothorus (a-sef-al-o-tho'rus). A monster in which the head and the thorax are wanting. [Gr., *a*, priv., + *kephale*, head, + Lat., *thorax*, chest.]

acephalous (a-sef'al-us). Destitute of a head; said of monsters.

acephalus (a-sef'al-us). An acardiac monster without a head, or with only a rudimentary head. **a. dibrachius.** An a. with both upper limbs present but more or less undeveloped. **a. dipus.** One with both lower limbs present but more or less undeveloped. **a. monobranchius.** One with only one upper limb. **a. monopus.** One with only one lower limb. **a. para-cephalus.** See *paracephalus* and *hemicephalus*. **a. sympus.** One in which the trunk ends in a long conical extremity, having a foot or two feet at the end; due to fusion of the two lower limbs. [Gr., *a*, priv., + *kephale*, head.]

A'cer. The genus name of the maples. **A. saccharinum.** The sugar maple or rock maple. [Lat., *acer*, sharp, vigorous.] **acerbity** (as-er'bit-ē). Harshness, sourness or astringency of taste. [Lat., *acerbitas*.]

acero-se (as-er-ōz'). Chaffy. [Lat., *acerosus*, chaffy, from *acus*, *aceris*, chaff.]

acervuloma (as-er-vu-lo'mah.) See *psammoma*. [Lat., *acervulus*, little heap, + Gr., *oma*, tumor.]

acervulus (as-er'vu-lus). Brain-sand. A collection of gritty, laminated, calcareous concretions, found in the pineal body and sometimes also in the choroid plexus. [Lat., dim. of *acervus*, a heap.]

acescence (as-es'ens). Sourness, the process of becoming sour. [Lat., *acescere*, to become sour.]

acestoma (as-es'to-mah). The mass of granulation tissue which later goes to form the scar. [Gr., *akestos*, healed, + *oma*, tumor.]

aceta (as-e'tah). Pl. of *acetum*. The vine-

- gars; a series of pharmaceutical preparations. For the individual *aceta*, see under *acetum* and under the drugs from which they take their names.
- acetabulum** (as-et-ab'u-lum). The round cavity in the os coxae that receives the head of the femur. The cotyloid cavity. [B. N. A., *acetabulum*.] [Lat., *acetabulum*, a vessel for vinegar, hence any cup-shaped receptacle.]
- acetal** (as'-et-al). Syn.: *ethylidene, diethyl-ether*. A colorless mobile liquid, $C_2H_5(OC_2H_5)_2$, produced by the incomplete oxidation of ethyl alcohol. Used as a hypnotic in doses of 3i-ii. [Lat., *acet-alium*.]
- acetaldehyd** (as-et-al'de-hid). A low-boiling liquid, CH_3CHO , of penetrating odor.
- acetamid** (as-et-am'id). A white crystalline substance, CH_3CONH_2 . **a. chloral**. See *chloralamid*. **a. nitrate**. A crystalline substance formed by the action of nitric acid on acetamid.
- acetamido-antipy'rin** (as-et-am'i-do - anti-pi'rin). A product obtained by treating antipyrin with nitric acid and reducing by means of zinc and acetic acid; an antipyretic analgesic like antipyrin.
- acetam'inol**. A white crystalline substance, $C_{15}H_{22}NO_4$, used in the treatment of pulmonary tuberculosis.
- acetan'ilid**. A white crystalline substance, $C_6H_5NH(CH_3CO)$. It is antipyretic and analgesic. Average dose 5 grs. Overdosage leads to asphyxia by oxygen fixation in blood.
- acetarct** (as'-et-arkt). An acetic extract.
- acetate** (as'-et-ät). A salt of acetic acid. For the individual a's, see under the names of the bases. **acid a.** One in which the base replaces only a part of that portion of the hydrogen of the acid that is capable of displacement. **basic a.** One in which one or more of the acid radicles (CH_3COO) of the neutral acetate, have been replaced by hydroxyl (OH); or a combination of a normal a. with the hydrate or the oxid of the base. [Lat., *acetat*.]
- acet'ic**. Pertaining to vinegar or acetic acid. [Lat., *aceticus*.]
- acet'ic anhy'drid**. Anhydrous acetic acid (CH_3CO)₂O.
- acet'ic es'ter**. An easily volatile liquid of agreeable odor and an excellent organic solvent, $CH_3COO(C_2H_5)$.
- acet'ic e'ther**. An incorrect designation for acetic ester.
- acet'icus, acet'ic**. With the name of a base, the acetate of that base.
- acetocautin** (as'-et-o-kaws'tin). A caustic consisting of a 50-per-cent. solution of trichloroacetic acid.
- ac'etol**. 1. The alcohol of acetone, $C_3H_5O(OH) = CH_3CO.CH_2OH$. 2. A proprietary remedy for toothache. The active ingredients are said to be acetic acid and alum.
- acetoluid** (as-et-ol'u-id). See *toluylacetamid*.
- acetometer** (as-et-om'et-er). A hydrometer graduated for determining the strength of commercial acetic acid according to its density. [Lat., *acetum, vinegar, + Gr., metron, a measure*.]
- acetone** (as'-et-on). Syn.: *pyro-acetic spirit, acetylmethyl, dimethyl ketone*. A colorless, mobile liquid, of pleasant odor, produced by the destructive distillation of acetates (whence the name *pyro-acetic spirit*), and of sugar, cellulose, and various organic compounds: $CH_3CO.CH_3$. It has been found in small quantities in normal urine, [von Jaksch]; in larger amounts in diabetic urine. The fruitlike odor of the breath in diabetic patients is supposed to be due to a. A feeble anesthetic action has been attributed to it. Circulating in the blood, it gives rise to acetoneuria. **a. alcohol**. See *acetol*. **a. in urine, test for**. See in *appendix, page 894*. [Lat., *acetonium*.]
- acetonemia** (as-et-on-e'me-ah). A morbid condition imputed to the presence of acetone bodies (acetone, diacetic acid, β -oxybutyric acid) in the blood, characterized by a peculiar odor of the breath and of the urine and various derangements of the nervous systems. They are present in most severe cases of diabetes and have been thought to be causative of diabetic coma. [Lat., *acetonium, acetone, + Gr., aima, blood*.]
- ac'etoni'tril**. A colorless liquid, the nitril of acetic acid, CH_3CN .
- acetophenone** (as-et-o-fe'nön). Phenylmethylketone, $C_6H_5CO.CH_3$, a crystalline substance sometimes used as a hypnotic.
- acetophe'nonephenet'idin**. Syn.: *malarin citrate*. Sometimes used as an antineuralgic and an antipyretic.
- acetopyrin** (as'-et-o-pi'rin). A compound of antipyrin and acetylsalicylic acid.
- acetorthotoluid** (as-et-or-tho-tol'u-id). A white substance, $C_6H_3(CH_3).NH.CO.CH_3$. Used as an antipyretic.
- acetous** (as'-et-us). Having the qualities of vinegar. [Lat., *acetosus, from acetum, vinegar*.]
- acetozone** (as-et'o-zön). A proprietary mixture of equal parts of acetylbenzoylperoxid and an inert absorbent powder; one of the organic peroxids which slowly liberates nascent oxygen.
- acetparatoluid** (a's'-et-par-a-tol'u-id). The compound $C_6H_4(CH_3)NH.CO.CH_3$; an antipyretic.
- acetphenetid** (a-set-fen-et'id-in). See *phenacetin*.
- acetum** (as-e'tum). Pl. *aceta*. 1. Vinegar. 2. A pharmaceutical preparation made with vinegar or dilute acetic acid. **a. aromaticum**. Syn.: *vinegar of the four thieves*. Acetic acid and alcohol diluted with water and aromatized with volatile oil. **a. camphorata**. Camphorated vinegar. **a. commune**. Vinegar. **a. crudum**. Crude or commercial vinegar. **a. empyreumaticum**. Wood vinegar. See *pyroigneous acid*. **a. pyroignosum**. Crude pyroigneous acid. **a. pyroglignosum rectificatum**. Rectified pyroigneous acid. [Lat., *acere, to turn sour*.]
- acetyl** (as'-et-il). The chemical radicle, CH_3CO .

- acetylene** (as-et'il-ēn). A gaseous hydrocarbon, $\text{CH} \equiv \text{CH}$. A colorless, inflammable gas of agreeable odor. Prepared for illuminating purposes, although impure, from calcium carbide and water. List of poisons and their antidotes, see in appendix, page 938. [Fr., *acétylène*.]
- ac'etylyth'mol.** A liquid used as an antiseptic.
- ache.** Continuous pain. [Old Eng., *acan*, to ache.]
- ache'bone.** See *innominate bone*, under *bone*.
- acheilia** (a-ki'le-ah). A deformity consisting of partial or complete absence of the lips. [Gr., *a*, priv., + *cheilos*, lip.]
- acheiria** (a-ki're-ah). Congenital absence of one or both hands. An individual born without hands. [Gr., *a*, priv., + *cheir*, hand.]
- achei'rous** (a-ki'rus). Affected with acheiria.
- Achillea** (ak-il-e'ah). A genus of the *Compositae*. **A. millefolium.** Milfoil, yarrow, nosebleed, bastard pellitory, the Achillea of the U. S. Ph. (1870); a species growing in Europe and northern America. It is a mild aromatic bitter tonic astringent and antispasmodic. [Gr., *achilleia*, Achilles having been fabled to have first made use of the plant.]
- achillein** (ak-il-e'in). 1. A bitter glucosid, $\text{C}_{20}\text{H}_{38}\text{N}_2\text{O}_{15}$, by some called an alkaloid, obtained from *Achillea millefolium* and *Achillea moschata*; used by the Italians in intermittent fever. 2. Of Zanoni, a hydro-alcoholic extract, of complex composition (probably impure a.), obtained by him from the same plant.
- Achil'les tendon.** See *tendo Achillis*.
- achillodyn'ia.** Pain in the tendo Achillis region.
- achlorhydria** (ah-klor-hi'dre-ah). Absence of hydrochloric acid in the gastric juice. [Gr., *a*, priv., + *chlorhydric*.]
- achloropsia** (ah-klor-op'se-ah). Green blindness; inability to distinguish the color green. [Gr., *a*, priv., + *chloros*, green, + *opsis*, vision.]
- acholia** (ah-ko'le-ah). Absence or deficiency of the secretion of bile; also the condition resulting from its non-secretion. [Gr., *a*, priv., + *chole*, bile.]
- acholuria** (ah-kol-u're-ah). Absence of bile pigment in the urine. [Gr., *a*, priv., + *chole*, bile, + *ouron*, urine.]
- achondroplasia** (ah-kon-dro-pla'se-ah). A congenital anomaly of deficient cartilaginous growth, causing dwarfism, primarily occasioned through disorder of the endocrinous glands. [Gr., *a*, priv., + *chondros*, cartilage, + *plassein*, to form.]
- achordal** (ah-kor'dal). In embryology, situated away from or formed apart from the notochord. [Gr., *achordos*, without strings, from *a*, priv., + *chorde*, a string.]
- achoresis**, Pl. *achoreses* (ah-kor-e'sis). Diminished holding capacity of a hollow organ, as of the bladder. [Gr., *a*, priv., + *chorein*, to make room.]
- Achorion** (ah-ko're-on). A genus of fungi producing various skin diseases. **A.**
- Schönleinii.** The species producing favus. The plant consists chiefly of mycelia, or narrow ribbonlike filaments and rounded or oval-shaped spores, about six microns in diameter. It grows by sprouting. [Gr., *achor*, dandruff.]
- achroicythemia** (ah-kroi''o-si-the'me-ah). Deficiency of hemoglobin in the red blood corpuscles. [Gr., *achroios*, colorless, + *kytos*, cell, + *aima*, blood.]
- achroma, achromia** (ah-kro'ma, ah-kro'me-ah). Absence of color in the skin, whether congenital or acquired, such as in vitiligo, etc. [Gr., *a*, priv., + *chroma*, color.]
- achromacyte** (ah-kro'ma-sit). An erythrocyte without any pigment or color, often called a "phantom" or a "shadow" corpuscle. [Gr., *a*, priv., + *chroma*, color, + *kytos*, cell.]
- achromatic** (ah-kro-mat'ik). 1. Devoid or non-productive of color. 2. Pertaining to a non-stainable substance (achromatin) of the nucleus of a cell. **a. sensation.** A term used to designate the white, black, and gray visual sensations in contradistinction to the colored or chromatic sensations. [Gr., *a*, priv., + *chromatikos*, suited for color.]
- achromatin** (ah-kro'mat-in). Flemming's term for the non-fibrillated proteid portion of the nucleus of an animal or vegetable cell, which does not become deeply colored by staining reagents. There are three so-called a. substances: linin, matrix, and amphipyrenin. [Gr., *a*, priv., + *chromatikos*, pertaining to color.]
- achromatize.** To render achromatic.
- achromatolysis** (ah-kro-mat-ol'is-is). Degeneration of the achromatic portion of a cell. [*Achromatin* + Gr. *lysis*, dissolution.]
- achromatopsia, achromatopsis** (ah-kro-mat-op'se-ah, ah-kro-mat-op'sis). Color-blindness. [Gr., *a*, priv., + *chroma*, color, + *opsis*, sight.]
- achromatosis** (ah-kro-mat-o'sis). A disease of the skin characterized by defective pigmentation. **a. acquisita.** Acquired a., including vitiligo and canities prematura. **a. congenitalis.** Congenital a., including albinism. [Gr., *a*, priv., + *chroma*, color.]
- achromaturia** (ah-kro-ma-tu're-ah). A condition in which the urine is colorless. [Gr., *a*, priv., + *chroma*, color, + *ouron*, urine.]
- achroödextrin** (ah-kro-o-dek'strin). A modification of dextrin, which is not colored by iodine and is with difficulty converted into glucose or maltose by enzymes. [Gr., *achroos*, colorless, + *dextrin*.]
- achylia** (ah-ki'le-ah). 1. A lack of juice. 2. A defective formation of chyle. **a. gastrica.** Permanent absence of gastric secretion. [Gr., *a*, priv., + *chylos*, juice.]
- acicular** (as-ik'u-lar). Needle-shaped; applied to crystals. [Lat., dim. of *acus*, a needle.]
- a'cid.** A salt of hydrogen. The following properties are common to the most important acids: 1. Solubility in water. 2.

A sour taste. 3. The power of reddening most organic blue and violet coloring matters, and of restoring the original color of substances which have been altered by alkalis. 4. The power of decomposing most carbonates, causing effervescence. 5. The power of destroying the characteristic properties of alkalis more or less completely, at the same time losing their own distinguishing characters and forming alkaline salts. **abietic a.**, **abietinic a.** $C_{20}H_{30}O_2$, a crystalline substance derived from rosin. **abric a.** $C_{12}H_{24}N_3O$, crystalline, derived from jequirity. **acetic a.** $C_2H_4O_2$, crystalline, the a. of vinegar. **acetic a. and ferrocyanid test for albumin in urine**, see page 893. **aceto-acetic a.** See *diacetic a.* **acetosalicylic a.** $C_9H_8O_4$, acetate of salicylic a. **acid radicle.** An element or a combination of elements which, when united with hydrogen, forms an a. **aconitic a.** $C_6H_6O_6$, crystalline, from *Aconitum napellus*, and other plants. **acrylic a.** A general term for organic acids of the group $C_nH_{2n-2}O_2$, comprising the normal acrylic and the iso-acrylic acids. **adenylic a.** An a. derived from the thymus gland, which contains adenin. **adipic a.** $C_6H_{10}O_4$, crystalline, formed by action of nitric a. on fats. **agaric a.**, **agaric a.**, **agaric a.** $C_{16}H_{30}O_5 + H_2O$, from the white agaric, a fungus. **ailantic a.** A bitter a., having tonic properties obtained from *Ailantus excelsus*. **alantic a.** An a., $C_{15}H_{22}O_3$, derived *Imula helenium*. **alcohol a.** A body having at once the constitution of an alcohol and an a. (e. g., glycollic a., $CH_2(OH)-CO.OH$ formed by the oxidation of ethyl alcohol, and of ethylene alcohol. **aldehyd a.**, **aldehydic a.** A substance possessing the properties both of an aldehyd and of an a. **alginic a.** An organic a. obtained from certain algae. **aldepalmic a.** An a. obtained from cow's butter, $C_{16}H_{30}O_2$. **allophanic a.** $C_4H_4N_2O_3$, used for crystallizing certain liquids. **alloxanic a.** A crystalline a. derived from alloxin. **aloitinic a.** An almost insoluble yellow substance obtained from aloes. **amalic a.** A crystalline a., $C_{12}H_{12}N_4O_7 + H_2O$, formed by the action of chlorin on caffeine. **amic a.'s.** A class of nitrogenized a.'s derived from a polybasic a. by the substitution of amidogen for one of the molecules of hydroxyl in the a. characteristic. **amido a.** An a. derived from another a. by the substitution of amidogen for hydrogen in the acid radicle. **amido-acetic a.** See *glycoll.* **amidobenzoic a.** $C_7H_7NO_2$, an acid occasionally found in urine. **amidosuccinic a.** See *asparagin.* **amidovaleric a.** An a., $C_8H_{11}NO_2$, having the constitution of valeric acid in which amidogen replaces hydrogen in the acid radicle, or that of hydroxyvaleric a. in which amidogen replaces the hydroxyl. **angelic a.** $C_5H_8O_2$, crystalline, derived from *Angelica archangelica*. **animal a.** An a. found in animal tissues or secretions. **anistic a.** $C_8H_8O_3$, from anise seed. **antimonic a.** Sb_2O_5 , yellowish

powder. **antimonious a.** Sb_2O_3 , white-gray powder. **arabic a.** $C_{12}H_{22}O_{11}$, from gum arabic. **aromatic a.** any one of the acids derived from resins, balsams, etc. **arsanilic a.** Arsenic acid, in which an hydroxyl group is replaced by an anilin group. **arsenic a.** H_3AsO_4 ; its salts are arsenates. **arsenious a.** Arsenous a., H_3AsO_3 , known only in aqueous solution H_3AsO_2 . **asparaginic a.**, **aspartic a.** $C_4H_7NO_4$, crystalline, from beet root. **auric a.** $Au(OH)_3$, gold trihydroxid. **axinic a.** A brownish, oily acid, $C_{18}H_{38}O_2$, produced by the saponification of axin. **benzoic a.** $C_7H_6O_2$, crystalline, white, derived from certain resins. **boracic a.**, **boric a.** H_2BO_3 , powder, white, derived from borax. **borophenylic a.** The compound $C_6H_5-B(OH)_2$, a preservative and antiseptic. **borosalicylic a.** The compound $B(OH)-(OC_6H_4.CO_2H)_2$, known only in a sodium and a barium salt. **botulinic a.** A mixture of various substances found in poisonous sausages. **brom-a.** One in which one or more atoms of hydrogen in the a. radicle are replaced by bromin. **bromacetic a.** An a. derived from acetic a. by the substitution of one or more atoms of bromin for hydrogen. **bromic a.** $HBrO_3$, a monobasic a. known only in aqueous solution. **butyric a.** $C_4H_8O_2$, viscid, rancid, from butter and from excreta. **cacodylic a.** A crystalline acid $(CH_3)AsOOH$, used in psoriasis; also used internally in tuberculosis and chlorosis. **caffaic a.** $C_9H_8O_4$, crystalline, from coffee. **camphoric a.** $C_{10}H_{16}O_4$, crystalline, from camphor. **cantharidic a.** A dibasic acid, $C_{10}H_{14}O_4 = C_5H_{12}(CO.OH)_2$, formed from cantharidin by the addition of the elements of a molecule of water. **capric a.** $C_{10}H_{20}O_2$, from butter. **caprylic a.** $C_8H_{16}O_2$, fatty acid, from cocoanut oil and butter. **carbamic a.** $CO.NH_2.OH$, monobasic a. **carbazotic a.** See *picric a.* **carbolic a.** C_6H_6O , crystalline, officially known as *phenol*, from coal-tar; antiseptic and germicide, very poisonous. **carbonic a.** CO_2 , carbon dioxide, gas, colorless, odorless. **carminic a.** $C_{17}H_{18}O_{10}$, from cochineal insect and certain plant buds; coloring matter. **cerebric a.** Impure cerebrin. **cerotic a.** $C_{27}H_{54}O_2$, fatty acid derived from beeswax. **chloracetic a.** Acetic a. and chlorin in a caustic combination. **chloric a.** $HClO_3$, known in its compounds only. **chlorous a.** $HClO_2$, aqueous solution, caustic; forms salts called chlorites. **cholalic a.**, **cholic a.** $C_{24}H_{42}O_5$, crystalline, from bile. **chlor-a.** One in which one or more of the hydrogen atoms of the a. radicle are replaced by chlorin. **chondroitic a.** A substance of acid reaction obtained from cartilage by long treatment with caustic soda. **chromic a.** 1. H_2CrO_4 . 2. CrO_3 , chromium trioxid, crystalline, escharotic. **chrysophanic a.** $C_{15}H_{10}O_4$, crystalline, yellow, from rhubarb, lichens, senna. **cinnamic a.** $C_9H_8O_2$, from balsams and resins. **citric a.** C_6

H_2O_7 , crystalline, from currants, lemons, etc. **cocatannic a.** A variety of tannic a. obtained by Niemann from the leaves of *Erythroxylon coca*. **creosulphuric a.**, $C_7H_7O.SO_2.O_4$, found in urine. **cre-sylic a.** See *crezol*. **crotonic a.**, $C_4H_6O_2$, a monobasic acid of which three isomeric varieties are known. **cubebic a.** An amorphous resin, $C_{13}H_{14}O_7$, obtained from cubebs; in small doses it is laxative, and in large doses diuretic and irritant to the urinary passages. **cumic a.**, $C_6H_4(C_3H_7)CO.OH = C_{10}H_{12}O_2$, a para-propylbenzoic a. obtained by the oxidation of cuminol. **cyanic a.**, $CHNO$. **cyanuric a.**, $C_3N_3O_3H_3$, crystalline, also called tricyanic a. **dextrotartaric a.** A dense colorless liquid of a very acid reaction, sometimes found in diabetic urine. **diacetic a.**, $C_4H_6O_3$, occurs in diabetic urine. **diatomic a.** An a. which contains 2 atoms of hydrogen replaceable by metallic or organic radicles. **dibasic a.** An a. containing 2 replaceable atoms of hydrogen in the acid characteristic. **dichloroacetic a.** A monobasic acid, $CHCl_2 - CO.OH$, formed from acetic acid by the substitution of 2 atoms of chlorine for 2 atoms of hydrogen in the acid radicle. **diethyl-barbituric a.** See *veronal*. **digallic a.** See *tannic a.* **diiodosalicylic a.** An amorphous substance, $C_7H_4I_2O_3 = C_6H_2I_2(OH).COOH$. Its sodium salt is used as an analgetic and antipyretic. **disalicylic a.**, $C_{14}H_{10}O_5$, salicylic anhydrid. **ellagic a.** See *gallogen*. **ergotic a.** A volatile a. obtained by distilling ergot with sulphuric acid. **ergotinic a.** An a. derived from ergot. **exeretoleic a.**, **exeretolic a.** An acid found in the feces. Its formula is unknown. **fatty a.**, $C_nH_{2n}O_2$, produced by the oxidation of a primary alcohol. **felic a.** An acid of the empirical composition $C_{50}H_{72}O_6 + 4H_2O$, said to be obtained by treating bile with hydrochloric acid. **fibril a.** A horny compound contained in the neurofibrils, which stains an intense violet color with toluidin blue. **filicic a.** A crystalline powder, $C_{26}H_{36}O_9$, obtained from ethereal extract of *Aspidium filix mas*. **formic a.**, CH_2O_2 , liquid, colorless, pungent, from nettles and secretion of ants. **gallic a.**, $C_7H_6O_5$, crystalline, from nut-galls, tannic acid, tea, etc.; astringent, disinfectant. **gambogic a.** An acid, $C_{68}H_{36}O_{12}$, obtained from gamboge and resembling cambogic acid. **gluconic a.** A substance, $C_6H_{12}O_7$, derived from glucose by oxidation with chlorine. It is isomeric with mannitic acid. **glutaric a.** A crystalline dibasic acid, $C_5H_8O_4$, said to have been discovered in decomposed pus, and also to be obtainable artificially. **glyceric a.** An a. $CH_2OH.CHOH.COOH$, formed by oxidation of alanin with nitric acid. **glycerin-phosphoric a.**, $C_3H_5PO_6$, pale yellow, oily, odorless, of sour taste; a dibasic a., found in combination with the fatty a's and cholin, in bile, brain and nervous tissue; used in the treatment of neurasthenia. **glyco-**

cholic a., $C_{26}H_{43}NO_{61}$, crystalline, found in bile. **glycollic a.**, $C_2H_4O_3$, derived from action of nascent hydrogen upon oxalic acid. **glycuronic a.**, $C_6H_{10}O_7$, found in the urine. **guaiacol-carbonic a.**, **guaiacol-carboxylic a.** A monobasic, crystalline acid, $C_8H_8O_4$, said to possess antipyretic and antiseptic properties. **gynocardic a.** An acid constituting about 12 per cent. of the oil of *Gynocardia odorata* and, according to Moss, forming the active principle of the oil. **haloid a.** A hydrogen a. formed by the direct combination of an atom of hydrogen with an atom of one of the haloid elements. **hematic a.** A yellow crystalline substance of undetermined composition, obtained by Treviranus from carbonized red blood corpuscles treated with sodium carbonate, and washed with alcohol. **hexabasic a.** An a. containing 6 atoms of replaceable hydrogen in the a. characteristic. **hexatomic a.** An a. which contains 6 atoms of replaceable hydrogen, whether in the a. radicle, or in the a. characteristic, or in both. **hippuric a.**, $C_9H_8NO_3$, crystalline, from urine of herbivorous animals. **homogentisic a.** Dioxiphenylacetic a., $(OH)_2C_6H_3.CH_2.COOH$. An acid body easily soluble in water. Present in the urine in cases of alcaptonuria. The organism in such cases has the abnormal property of converting tyrosin and phenyl alanin into h. a. The urine of such a person turns brown and black upon the addition of alkalis and agitation with air. **hydantoic a.** Glycoleuramic a., $NH_2.CO.NH.CH_2.COOH$. **hydracrylic a.** B-hydroxypropionic a., $CH_2OH.CH_2.COOH$, a syrupy liquid isomeric with lactic a. **hydriodic a.**, HI, gaseous; in solutions used as an alternative. **hydrobromic a.**, HBr, gaseous, irritating; used in diluted form in nervous conditions. **hydrobutyric a.** One of the two isomeric B-h-acids. The B-h-a., $CH_3-CHOH.CH_2.COOH$ is found in the urine of diabetic patients. **hydrochloric a.**, HCl, gas, colorless; in aqueous solution it is used in certain digestive disorders. **hydrocinnamic a.** A crystalline a., $C_9H_8.CH_2.CH_2.COOH$, formed in the putrefaction of proteins. **hydrocoumaric a.** 1. Melilotic acid; a monobasic, crystalline acid, $C_9H_{10}O_3$ found in *Melilotus officinalis*, and also obtained by treating coumarin or coumaric acid with sodium amalgam. 2. An anhydrous crystalline acid, apparently not the same as melilotic acid, but having the molecular formula, $C_{18}H_{18}O_6$. **hydrocyanic a.**, HCN, liquid, volatile, poisonous; from bitter almonds, cherry leaves, etc.; diluted, used as a sedative. **hydroferrocyanic a.** A hydrogen acid, $H_4FeC_6N_6$. **hydrofluoric a.**, HF, liquid, colorless, caustic. **hydrofluosilic a.** A salt of hydrofluosilic a. **hydrogen a.** Originally an a. containing hydrogen; hence (as distinguished from an oxygen a.) one containing no oxygen. **hydroglycocholic a.** An a. obtained from pig's bile. **hydroparacoumaric a.**

Syn.: *para*oxyphenyl-propionic a. A crystalline acid, $\text{OH.C}_6\text{H}_4.\text{CH}_2.\text{COOH}$, found in normal human urine and among the products of putrefaction of proteins. It gives the Millon reaction. **hydrosulphuric a.**, H_2S , a foul-smelling gas, formed during putrefaction of albuminoid substances. **hydroxy-a's**. A class of a's formed from other a's by the substitution of one or more molecules of hydroxyl for an equal number of atoms of hydrogen in the a. radicle. **hyoglycholic a.** An amorphous resinous substance, $\text{C}_{27}\text{H}_{43}\text{NO}_5$, obtained from pig's bile. **hyotauricholic a.** An a. occurring in pig's bile. **hypobromous a.** HBrO . Forms the hypobromites which are used in tests for urea. **hypochlorous a.**, HClO , disinfectant. **hyoctic a.** An acid, $\text{C}_{16}\text{H}_{30}\text{O}_2$, found in peanut oil and in the oil of *Physeter macrocephalus*. **hyponitrous a.** HNO . A monobasic a. **hypophosphoric a.**, $\text{P}_2\text{O}_2(\text{OH})_4$, exists in the water in which phosphorus has been kept. **hypophosphorous a.**, $\text{PH}(\text{OH})_2$, forms salts known as hypophosphites. **hyposulphurous a.** Thio-sulphuric a. **ichthyosulphonic a.** A sulphonic a. prepared from ichthol by the action of concentrated sulphuric acid. Its salts are used in skin diseases. **indolacetic a.**, $\text{C}_8\text{H}_8\text{N.CH}_2.\text{COOH}$, formed in the intestine in the putrefaction of proteins. **indoxylsulphuric a.** A very unstable acid $\text{C}_8\text{H}_8\text{N.O.SO}_2.\text{OH}$, formed by the union of sulphuric a. with indoxyl; an oxidation product of indol in the body, furnishing the indigo occurring in the urine. **inosinic a.** A mononucleotid, $\text{CO}(\text{OH})_2.\text{C}_5\text{H}_5\text{O}_4.\text{C}_5\text{H}_5\text{N}_4\text{O}$, present in muscle extract. By hydrolytic cleavage it yields phosphoric acid, d-rebose, and hypoxanthin. **iodic a.**, HIO_3 , used in dilute solutions as alterative. **iodosalicylic a.** An acid formed by treating salicylic acid with iodine in the presence of iodic acid or an alkali. **iodosobenzoic a.** The compound $\text{C}_6\text{H}_4\text{OI.COOH}$. **isanic a.** A compound derived from the isano tree; purgative. **isobutyric a.**, $(\text{CH}_3)_2\text{CH.COOH}$. Occurs in the fruit of *Silvina dulcis* and in arnica root. It is prepared by oxidation of isobutyl alcohol with a mixture of sulphuric acid and potassium dichromate. **isonaphthalic a.** Benzene-metadicarboxylic acid, $\text{C}_6\text{H}_4(\text{COOH})_2$; isomeric with phthalic a. **isocyanic a.** An a., O:C:N.OH , known only in the form of its salts and esters. **itaconic a.** Methylsuccinic a., $\text{COOH.C}(\text{CH}_3).\text{CH}_2.\text{COOH}$, formed in the dry distillation of citric acid. **jaboric a.** A curdy mass, $\text{C}_{19}\text{H}_{24}\text{N}_3\text{O}_7\text{Ag}$, AgNO_3 , resembling jaborin in appearance, but very soluble in water, prepared from pilocarpidin by precipitating with excess of silver. **jalapic a.** A dibasic acid, $\text{C}_{22}\text{H}_{100}\text{O}_{25}$, produced by the action of baryta on jalapin. **jervic a.** An acid, $\text{C}_{14}\text{H}_{30}\text{O}_{12}$, obtained from the root of *Veratrum album*. **juglonic a.** A dibasic a. derived from juglone. **kinnotannic a.** A form of tannin apparently related to that of

catechu. **kynurenic a.** γ -oxy- β -quinolin carboxylic a., $\text{C}_{10}\text{H}_7\text{NO}_3$, an a. present in dog's urine. Its amount is increased by meat feeding. Its source is probably the tryptophan group of the protein molecule. **lactic a.**, $\text{C}_3\text{H}_5\text{O}_3$, syrupy liquid, occurs in four isomeric forms. The ordinary lactic a. is formed in milk-fermentation; used in diabetes, and in indigestion, etc. **lanoceric a.** An oxy-fatty a., $\text{C}_{30}\text{H}_{60}\text{O}_4$, present in wool fat. **lanopalmitic a.** Oxypalmitic a., $\text{C}_{15}\text{H}_{30}\text{OH.COOH}$, found in wool fats. **leucic a.** Syn.: *leucinic a.* A hydrox-isocaproic a., $\text{C}_4\text{Hg.CHOH.COOH}$, derived from leucin by the substitution of the OH group for the NH_2 group. **levotartaric a.** The levorotatory form of tartaric acid. **levulinic a.** An a. obtained from the nucleic acid of the thymus gland. **linoleic a.**, $\text{C}_{18}\text{H}_{34}\text{O}_2$, found in drying oils. **lithofellic a.** An acid, $\text{C}_{30}\text{H}_{30}\text{O}_4$, which forms the chief constituent of Oriental bezoar stones. **maialic a.** An a. obtained from *Convallaria maialis*. **maleic a.** An unsaturated dibasic a., COOH.CH:CH.COOH , isomeric with fumaric a. **malic a.**, $\text{C}_4\text{H}_6\text{O}_5$, crystalline, found in many fruit and plant juices. **malonic a.** A crystalline a., $\text{COOH.CH}_2.\text{COOH}$, present in the sugar beet. **maloric a.**, $\text{C}_3\text{H}_4\text{O}_4$, from beets. **mandelic a.** Phenylhydroxyacetic a., $\text{C}_6\text{H}_5\text{CHOH.COOH}$, a crystalline a. formed by treating amygdalin with concentrated hydrochloric acid. It has an asymmetrical carbon atom. The natural acid is the leviform. **manganic a.** A dibasic a., H_2MnO_4 , known only in solution. It forms salts called manganates. **mannitic a.** The compound $\text{C}_6\text{H}_{12}\text{O}_7$, derived from mannite by oxidation. **margaric a.** A monobasic fatty a., $\text{C}_{16}\text{H}_{33}\text{COOH}$, existing in nearly all natural fats. **meconamic a.** An a., $\text{C}_7\text{H}_5\text{NO}_6$, derived from meconic acid. **meconic a.**, $\text{C}_7\text{H}_4\text{O}_7$, crystalline, white, from opium. **mellitic a.** Benzene hexacarboxylic, $\text{C}_6(\text{COOH})_6$, obtained by oxidizing charcoal or graphite with fuming nitric acid. Its aluminum salt is found deposited in coal. **mercaptaric a's.** Derivatives of thiolactic a., found in dog's urine upon feeding chlorin and bromin derivatives of benzene. **mesitylenic a.** Dimethylbenzoic a., $(\text{CH}_3)_2\text{C}_6\text{H}_3.\text{COOH}$. Excreted in the urine upon feeding mesitylene in combination with glycochol. **mesitylenuric a.** Dimethylbenzoicglycochol $(\text{CH}_3)_2\text{C}_6\text{H}_3.\text{CO.NH}_2.\text{CH}_2.\text{COOH}$. Found in the urine after feeding with mesitylene. **mesotartaric a.** The intramolecular compensation in tartaric a. **mesoxalic a.** Dihydroxymalonic a., $(\text{OH})_2\text{C:C}(\text{COOH})_2$. A crystalline substance, one of the few chemical compounds which contain two hydroxyl groups (OH) in combination with the same carbon atoms. **metaboric a.** A monobasic a., HBrO_2 . **metaphosphoric a.** HPO_3 , compound used in testing urine for albumin. **metapurpuric a.** An acid, $\text{C}_8\text{H}_6\text{N}_4\text{O}_4$, not yet isolated, but present in potassium metapurpurate.

metarabic a. A body derived from arabin by heating to above 120° C. **metastannic a.** A substance, probably isomeric with stannic a., formed by the action of nitric a. on tin. **methazonic a.** A crystalline acid, $(\text{CH}_2)_2\text{N}_2\text{O}_3$, of highly explosive character. **mineral a.** An inorganic a.; one of which the radicle is not a carbon derivative. **molybdic a. molybdenic a.** H_2MoO_4 . **monamino a's, mono-amino a's.** Any one of the organic a's which contain an NH_2 group. The position of the NH_2 group in the biologically important m. acid is always in the α - position (the one adjoining the COOH group). The m. a's in combination with each other make up the greater portion of the protein molecule. **monatomomic a.** An a. which contains one atom of replaceable hydrogen, which must be in the α characteristic. **monobasic a.** An a. which, whether containing 1, 2, or more atoms of replaceable hydrogen, contains only one of them in the α characteristic. **monochloroacetic a.** Syn.: *chloroacetic a., chloro-acetic a.* A crystalline substance, $\text{Cl}\cdot\text{CH}_2\text{COOH}$, of strong caustic properties; easily soluble in water. **morruhic a.** The *gaduline* of De Jongh; a weak acid, $\text{C}_6\text{H}_{13}\text{NO}_3$, having also basic properties. It acts as a diuretic and appetizer. It occurs in cod liver oil. **mountannic a.** A substance, $\text{C}_8\text{H}_{10}\text{O}_6 + \text{H}_2\text{O}$, thought to be isomeric with morin, found in *Morus tinctoria*. **mucic a.** A dibasic a., $\text{C}_6\text{H}_{10}\text{O}_8$, derived from oxidation of milk sugar. **muriatric a.** See *hydrochloric a.* **myronic a.** $\text{C}_{10}\text{H}_{16}\text{NSO}_{10}$ found in black mustard. **myroxylic a.** An a., probably impure cinnamic a., obtained by treating cinnamic acid with concentrated alcoholic solution of potash. **naphthalenesulphonic a.** A monobasic a., $\text{C}_{10}\text{H}_7(\text{SO}_2\cdot\text{OH})$. **naphthionic a.** $\text{C}_{10}\text{H}_9\text{NSO}_3$. **nicotinic a.** $\text{C}_6\text{H}_5\text{NO}_2$, formed by the oxidation of nicotin. **nitric a.** HNO_3 , liquid, colorless; used as caustic and escharotic. Official nitric a. contains 68 per cent. of pure acid; dilute nitric a., 10 per cent., and crude nitric a., 61 per cent. Fuming nitric a. is a brownish liquid which gives off a suffocating vapor. **nitrohydrochloric a.** Syn.: *acidum nitromuriaticum, aqua regis.* A mixture of 1 part of nitric a. and 3 parts of hydrochloric a.; a liquid having a strong odor of chlorin and fuming on contact with air. It is a powerful corrosive, dissolving gold and platinum. It contains free chlorin (whence its solvent powers) and nitrosyl chlorid, produced by the interaction of the two a's. The n. a. of the U. S. Ph. is made by adding 820 c.c. of hydrochloric acid. **nitromuriatic a.** See *nitrohydrochloric a.* **nitrophenylpropionic a.** $\text{NO}_2\cdot\text{C}_6\text{H}_4\cdot\text{C}\cdot\text{COOH}$, used as a test for sugar. Upon heating this substance in an alkaline solution with a reducing agent (as glucose) it is inverted into indigo-blue. **nitrosonitric a.** Fuming nitric a. **nitrous a.** A monobasic acid, HNO_2 , known only in an unstable aqueous solution, prepared by dissolving

nitrogen trioxid in water. Its salts are the nitrites. **nondecatoic a.** Syn.: *nondecylic a.* A monobasic a., $\text{C}_{19}\text{H}_{38}\text{O}_2$, of the series of fatty a's. **nucitannic a.** Syn.: *nucitanin.* A glucosid occurring in the episperm of walnuts. **nucleic a.** An organic a. obtained from nuclein by the action of alkalis or by tryptic digestion. Its action and uses are those of nuclein. **oleic a.** $\text{C}_{18}\text{H}_{34}\text{O}_2$, crystallizable oil, colorless, found in several fats and oils. **organic a.** An a. the radicle of which is a carbon derivative. **ornithuric a.** Dibenzoylornithin, $(\text{C}_6\text{H}_5\text{CO})\text{NH}\cdot\text{CH}_2\cdot\text{CH}_2\cdot\text{CH}_2\cdot\text{CHNH}(\text{C}_6\text{H}_5\text{CO})\cdot\text{COOH}$, an a. obtained from the excrement of birds fed with benzoic a. **ortho-amidosalicylic a.** A derivative, $\text{C}_6\text{H}_3(\text{NH}_2)(\text{OH})\cdot\text{COOH}$, of orthonitrosalicylic a.; used in rheumatism. **orthobrombenzoic a.** One of the isomeric varieties of brombenzoic a., $\text{C}_6\text{H}_4\text{Br}\cdot\text{CO}\cdot\text{OH}$, which has the two groups attached to adjacent carbon atoms. **orthophosphoric a.** Ordinary phosphoric a., H_3PO_4 . It is official as a syrup, containing 85 per cent. [U. S. Ph.] or 66 per cent. [Br. Ph.] of absolute H_3PO_4 . **osmic a.** $\text{H}_2\text{Os}_2\text{N}_2\text{O}_8$, a dibasic a. formed by the action of ammonia on osmium tetroxid. **oxalic a.** $\text{C}_2\text{H}_2\text{O}_4$, crystalline, colorless, poisonous, from sugar, and other substances. **oxaluric a.** A monobasic a., $\text{NH}_2\cdot\text{CO}\cdot\text{NH}\cdot\text{CO}\cdot\text{CO}\cdot\text{OH}$, present in small quantities in the urine. **oxyacetic a.** Glycollic a., $\text{CH}_2\cdot\text{OH}\cdot\text{COOH}$. **oxy-a.** Any one of the organic a's which contains an oxy- (or hydroxy-) group, (OH). **oxybenzoic a.** Hydroxybenzoic a., $\text{OH}\cdot\text{C}_6\text{H}_4\cdot\text{COOH}$. Ortho-o' is salicylic a. The meta-oxybenzoic a., taken into the animal organism is excreted in combination with glycocholl and sulphuric a. **oxybutyric a.** $\text{C}_4\text{H}_8\text{O}_4$, a monobasic a. found in the urine in certain fevers and in diabetes. **oxycopaivic a.** A substance, $\text{C}_{20}\text{H}_{30}\text{O}_3$, found in the deposit of Pará copaiba balsam. **oxymandelic a.** $\text{OH}\cdot\text{C}_6\text{H}_4\cdot\text{CHOH}\cdot\text{COOH}$, present in the urine in acute yellow atrophy of the liver. **oxymono-amino a's.** Organic a's which contain, beside the oxy-group (OH), one amino radicle (NH_2). Three have been found in the proteid molecule, viz., serin, tyrosin, and oxyprolin. **oxyphenylacetic a.** $\text{OH}\cdot\text{C}_6\text{H}_4\cdot\text{CH}_2\cdot\text{COOH}$, an a. formed in the intestine by putrefaction of the tyrosin group of the proteid molecule. Found in the urine. **oxyphenylpropionic a.** $\text{OH}\cdot\text{C}_6\text{H}_4\cdot\text{CH}_2\cdot\text{CH}_2\cdot\text{COOH}$, present in the urine in small quantities, its source being the intestinal putrefaction of the tyrosins of the proteid molecule. **oxyproteic a.** An a. of unknown constitution present at times in the human urine; also present in dog's urine after phosphorous poisoning. **palmitic a.** $\text{C}_{16}\text{H}_{32}\text{O}_2$, found in palm oil. **paracotoinic a.** An amorphous mass, $\text{C}_{16}\text{H}_{12}\cdot\text{O} + \text{H}_2\text{O}$, obtained by boiling paracotoin with caustic potash. **paracoumaric a.** An a., $\text{C}_6\text{H}_3(\text{OH})\cdot\text{C}_2\text{H}_2\cdot\text{CO}\cdot\text{OH}$, obtained by the action of sulphuric a. on aloes. **para-**

lactic a. A body closely resembling lactic a., but differing in its power of rotating the polarized beam to the right. It occurs in the muscular juice. **paraoxyphenylacetic a.** A substance found in dog's urine, resulting from dosage. **parosorbic a.** $\text{CH}_3\text{CH}_2\text{CH}(\text{OH})\text{COOH}$, an oily liquid obtained in the preparation of malic a. from mountain ash berries. It is a powerful emetic and its vapors are stupefying. **pectic a.** $\text{C}_{28}\text{H}_{20}\text{O}_{26}$, found in many fruits. **pentabasic a.** An a. that contains 5 atoms of replaceable hydrogen, all in the a. characteristic. **pentatomic a.** An a. containing 5 atoms of replaceable hydrogen. **perchloric a.** HClO_4 , a mobile volatile liquid, which decomposes with explosion when brought into contact with certain organic compounds. **periodic a.** $\text{HIO}_4 + 2\text{H}_2\text{O}$, an a. obtained from iodine; a powerful oxidizer. **permanganic a.** HMnO_4 , a monobasic a., known only in aqueous solution. **phenacetic a.** An a. found in urine of dogs after ingestion of phenylacetic a. and of phenylacetone. **phenylacetic a.** An a., $\text{C}_6\text{H}_5\text{CH}_2\text{COOH}$, formed by putrefaction of proteids; may be made by boiling benzyl cyanid with alkalis, when it is yielded with ammonia. **phenylamido-acetic a.** $\text{C}_6\text{H}_5\text{CHNH}_2\text{COOH}$, an amido a. changed within the body to mandelic a. and excreted in the urine as salts. **phenylamidopropionic a.** $\text{C}_8\text{H}_{11}\text{NO}_2$, a substance of putrefactive origin. **phenylpropionic a.** $\text{C}_6\text{H}_5\text{CH}_2\text{CH}_2\text{COOH}$, an a. formed by putrefaction of proteins or by boiling a- or b-bromocinnamic a's with alcoholic potash. **phosphatic a.** An old name for the mixture of phosphoric and phosphorous a's formed by the slow combustion of phosphorus. **phosphinic a's.** A's produced by the oxidation of the primary or secondary phosphines. **phosphocarnic a.** A compound of unknown composition isolated from meat extract. Upon hydrolytic change it yields a carbohydrate, carbon dioxide, carnic a., sarcocollin a., succinic a., and phosphoric a. **phosphoric a.** H_3PO_4 , crystalline, but in ordinary form a liquid. **phosphormolybdic a.** A compound of phosphoric a. with molybdenum trioxide; used as a reagent in testing for alkaloids. **phosphorous a.** H_3PO_3 ; its salts are the phosphites. **phosphotungstic a.** A compound of phosphoric a. and tungstic a., or of the former with tungsten trioxide. One such compound, $\text{H}_{11}\text{PW}_{10}\text{O}_{38} + 8\text{H}_2\text{O}$, is used as a test for alkaloids. **phthalic a.** $\text{C}_8\text{H}_6\text{O}_4$, derived from oxidation of naphthalene. **picric a.** $\text{C}_6\text{H}_3\text{N}_3\text{O}_7$, crystalline; yellow; used as a dye, fixing agent, and explosive; also in medicine as an anthelmintic, and in erysipelas. **polyatomic a.** An a. containing more than one atom of replaceable hydrogen, whether in the a. radicle, in the a. characteristic, or in both. **polybasic a.** An a. containing more than one replaceable atom of hydrogen in the a. characteristic. **polygalic a.** $\text{C}_{32}\text{H}_{54}\text{O}_{18}$, a glucosid con-

tained in the root of *Polygala senega*. **propionic a.** $\text{C}_3\text{H}_6\text{O}_2$, colorless, occasionally found in sweat and in diabetic urine. **prussic a.** See *hydrocyanic a.* **purpuric a.** $\text{C}_8\text{H}_5\text{N}_3\text{O}_6$, not known in the free state. **pyro-a.** An a. derived from another by the action of heat. **pyroarsenic a.** A tetrabasic crystalline a., $\text{H}_4\text{As}_2\text{O}_7$, obtained by heating arsenic a. to 180°C . **pyroborate a.** A diabasic a., $\text{H}_2\text{B}_4\text{O}_7$, formed by heating boric a. **pyroboric a.** $\text{H}_2\text{B}_4\text{O}_7$, formed by the heating of boric a. **pyrogallic a.** $\text{C}_6\text{H}_6\text{O}_3$, crystalline, white poisonous compound; used in dermatology. **pyrogallic-carbonic a.** A compound obtained by heating pyrogallol with a 5 per cent. solution of sodium carbonate and dissolving the product in cold concentrated sulphuric a.; a delicate test for nitric a., showing a violet coloration. **pyroligneous a.** Impure acetic a. obtained by the destructive distillation of wood. **pyrophosphoric a.** $2\text{H}_2\text{O} \cdot \text{P}_2\text{O}_5$, crystalline, a form of phosphoric a. **pyrosulphuric a.** An a., $\text{H}_2\text{SO}_4\text{SO}_3$, prepared by crystallization from cooled Nordhausen sulphuric a. **quercetic a.** The compound, $\text{C}_{15}\text{H}_{10}\text{O}_7 + 3\text{H}_2\text{O}$. **quercitannic a.** A substance, $\text{C}_{17}\text{H}_{16}\text{O}_6$, found in oak bark. It differs from gallotannic a. in not being transformable into gallic a. and in showing no trace of pyrogallol on dry distillation. **quinic a.** $\text{C}_7\text{H}_{12}\text{O}_6$, crystalline, obtained from cinchona. **racemic a.** 1. Any organic a. containing one or more asymmetrical carbon atoms which is made up of equal quantities of the dextro- and levo-forms of this a. 2. A substance found in the juice of certain species of grape, $\text{COOH} \cdot \text{CHOH} \cdot \text{COOH}$; chemically, a mixture of equal parts of dextrotartaric a. and levotartaric a's. **rheumic a.** See *oxalic a.* **ricinic a.** An a. produced by the saponification or dry distillation of castor oil. **ricinoleic a.** Syn.: *hydroxylic a.* $\text{C}_{17}\text{H}_{32}(\text{OH})\text{COOH}$, present as a glycerin ester in castor oil. It is liberated from castor oil in the alimentary tract and by its irritant action induces purgation. **rosolic a.** $\text{C}_{20}\text{H}_{16}\text{O}_3$, used as a test for a's, and in histology as a dye. **saccharic a.** $\text{C}_6\text{H}_{10}\text{O}_6$, a dibasic a. formed by oxidation of saccharin by nitric a. **salicylic a.** $\text{C}_7\text{H}_6\text{O}_3$, crystalline, found in plants and obtained from carbolic a.; has many uses in medicine, particularly in rheumatic conditions. **sali-cylsulphonic a.** A substance used in testing proteins; crystalline. **salicyluric a.** $\text{C}_6\text{H}_5(\text{OH})\text{NO}_2$, found in urine after use of salicylic a. **sarcocollin a.** $\text{C}_8\text{H}_6\text{O}_3$, found in phosphorous poisoning in the blood and muscles. **sclerotic a.**, **sclerotinic a.** An acid, the active principle of ergot. **sebacic a.** $\text{C}_{10}\text{H}_{18}\text{O}_4$, a crystalline a., derived from olein and some fixed oils. **secale-amidosulphonic a.** A substance isolated by Kraft from ergot. **selenic a.** H_2SeO_4 , a clear liquid resembling sulphuric a. **silicic a.** An a. forming silicates; orthosilicic a., H_4SiO_4 ; metasilicic a., H_2SiO_3 , and parasilicic a.,

H_6SiO_6 . **silicic a. liquid.** A colloidal form of s. a., produced by the action of hydrochloric a. on a solution of sodium silicate and the subsequent removal of the sodium chlorid and the excess of a. by dialysis. **sinapoleic a.** An a., $\text{C}_{20}\text{H}_{38}\text{O}_2$, occurring in small quantities in the fixed oil of mustard. **skatoxyl sulphuric a.** A product of protein fermentation in the intestine which is found in the urine. **smilaspermic a.** Hemidesmic a. **sphacelinic a.** Of Kobert, an inactive resin with some adherent alkaloid obtained from ergot. **stearic a.** $\text{C}_{18}\text{H}_{36}\text{O}_2$, waxlike, derived from fats. **stearoleic a., stearolic a.** A monobasic a., $\text{C}_{17}\text{H}_{34}\text{COOH}$. **stillistearic a.** A fatty acid, $\text{C}_{15}\text{H}_{30}\text{O}_2$, obtained by the saponification of stillistearin. **succinic a.** $\text{C}_4\text{H}_6\text{O}_4$, obtained from amber by distillation. **sulphaminbenzoic a.** A product formed in the excretion of saccharin, found in the urine. **sulphanilic a.** $\text{C}_6\text{H}_4(\text{NH}_2)\text{SO}_3\text{H}$, crystalline; a reagent. **sulphinic a's.** Monobasic a's which may be regarded as derived from sulphurous a. by the replacement of one molecule of hydroxyl by a univalent radicle. **sulpho-a.** 1. A thio-a. 2. A sulphonic a., especially one derived from another a. **sulphobenzoic a.** An a., $\text{C}_6\text{H}_4(\text{COOH})\text{SO}_3\text{H}$, known in three isomeric forms. **sulphocarbolic a.** $\text{C}_6\text{H}_5\text{SO}_4$, an oily, reddish disinfectant. **sulphocarbonic a.** Thiocarbonic a. **sulphonic a's.** A's derived from sulphuric a. by the substitution of a radicle for hydroxyl; or acid sulphites derived from sulphurous a. by the replacement of half of its hydrogen by a basic radicle. **sulphosalicylic a.** The compound $\text{C}_6\text{H}_3(\text{SO}_3\text{H})(\text{OH})\text{CO.OH}$, used like sodium salicylate. **sulphoxybenzoic a.** Benzoic a. in which one atom of hydrogen is replaced by hydroxyl and another by the radicle SO_2OH . **sulphuric a.** H_2SO_4 , liquid, colorless, caustic; oil of vitriol; used as a caustic. **sulphurous a.** H_2SO_3 , liquid, colorless; bleaching agent and antiseptic in dermatology. **tannic a.** $\text{C}_{14}\text{H}_{10}\text{O}_6$, powder, astringent, obtained from nut-galls and sumac leaves. **tartaric a.** $\text{C}_4\text{H}_6\text{O}_6$, powder, white, obtained from grape juice. **tartronic a.** A dibasic crystalline a., COOH.CHOH.COOH . **taurocarbamic a.** A crystalline a., $\text{NH}_2\text{CO.NH.CH}_2\text{SO}_3\text{H}$, occurring in the urine after the administration of taurin. **taurocholic a.** $\text{C}_{24}\text{H}_{45}\text{NOS}_7$, crystalline, obtained from bile. **telluric a.** A dibasic a., H_2TeO_4 . **tellurous a.** A dibasic a., H_2TeO_3 . **temulentie a.** A poisonous, crystalline a. obtained from *Lilium temulentum*. **terebenzic a.** Paratoluic a. **tetrabasic a.** A polybasic a. supposed to contain 4 replaceable atoms of hydrogen, all of which must be contained in the a. characteristic. **tetrahydric a.** See *tetratomic a.* **tetrahydroxy-a's.** A's formed from other a's by the substitution of 4 molecules of hydroxyl for 4 atoms of hydrogen. **tetratomic a.** An a. which con-

tains 4 atoms of hydrogen replaceable by metallic or organic radicles, those atoms being found either entirely in the a. characteristic or partly in the a. radicle as well. **thio-a.** An a. in which sulphur replaces oxygen. **thiocyanic a.** CNSH, present as a salt in the stomach and in the saliva. **thiophenic a.** A crystalline a., $\text{C}_6\text{H}_5\text{S.COOH}$, analogous in structure and properties to benzoic a.; when fed to rabbits it is excreted in the urine as thiophenic acid. **thiophenicuric a.** An a., $\text{C}_4\text{H}_5\text{S.CONH.CH}_2\text{COOH}$, resembling hippuric a. in constitution; found in rabbits' urine after feeding them with methyl thiophene and thiophenic acid. **thiosulphuric a.** An a., $\text{S}_2\text{O}_3\text{H}_2$, known only in its salts, the thiosulphates. **titanic a.** A white powder, $\text{T}_2(\text{OH})_4$, obtained by precipitating titanium dioxide from an a. solution by means of ammonia. **toluic a.** An a., $\text{C}_6\text{H}_4(\text{CH}_3)\text{CO.OH}$, known in three isomeric forms: *Ortho' a.*, *meta' a.*, and *para' a.* **toluric a.** Paratoluyamidoo-acetic a., $\text{CH}_3\text{C}_6\text{H}_4\text{CO.NH.CH}_2\text{CO.OH}$, present in urine after the ingestion of valeric a. **triatomic a.** An a. which contains 3 atoms of hydrogen replaceable by metallic or organic radicles. **tribasic a.** A polybasic a. containing 3 replaceable atoms of hydrogen, all in the a. characteristic. **tribromacetic a.** A monobasic a., $\text{CBr}_3\text{CO.OH}$, derived from acetic a. **trichloracetic a.** $\text{HC}_2\text{Cl}_3\text{O}_2$, crystalline, caustic. **trichlorbenzoic a.** A crystalline a., $\text{C}_6\text{H}_2\text{Cl}_3\text{CO.OH}$. **trihydroxybenzoic a.** An a., $\text{C}_6\text{H}_2(\text{OH})_3\text{COOH}$, known in several isomeric forms, namely, gallic a., pyrogallol carboxylic a., phloroglucinol carboxylic a., and a hydroxyquin-carboxylic a. **trinitrobenzoic a.** A monobasic a., $\text{C}_6\text{H}_2(\text{NO}_2)_3\text{CO.OH}$. **trinitrocarbolic a.** Syn.: *picric a.* Trinitrophenol. **trisilicic a.** An a. containing three atoms of silicon. **tropic a.** An a., $\text{C}_6\text{H}_5\text{CH}(\text{CH}_2\text{OH})\text{CO.OH}$, obtained by decomposing atropin or hyoscyamin. **tuberculinic a.** An a. derived from fat-free tubercle, supposed to be the toxic principle of the bacilli. **uric a.** $\text{C}_5\text{H}_4\text{N}_4\text{O}_3$, crystalline, found in urine. **urobutylchloralic a.** A body, $\text{C}_{10}\text{H}_{15}\text{Cl}_3\text{O}_7$, obtained from the urine after the ingestion of butyl chloral. **uroleucic a.** A monobasic a. found in the urine in alkaptonuria. It has considerable antiseptic power, and is probably antipyretic. **valerianic a.** $\text{C}_5\text{H}_{10}\text{O}_2$, liquid, colorless, pungent; used in neurology. **valeric a.** See *valerianic a.* **vanadic a.** An a. formed by the union of vanadium pentoxid with water. **vanillic a.** An isomeric variety, $\text{C}_8(\text{CO.OH.H.OCH}_3.\text{OH.H.H.})$, of methylprotocatechuic a. **veratric a.** A white crystalline a., $\text{C}_6\text{H}_3(\text{OCH}_3)_2\text{CO.OH}$, which results from the decomposition of cevadin. **vitrolic a.** See *sulphuric a.* **xanthic a.** A monobasic a., $\text{SH.CSOC}_2\text{H}_5$. **xanthoproteic a's.** The nitro-compounds produced in the xanthoproteic reaction by the action of strong nitric a. on a solution containing albumin or albuminoids.

With ammonia they give a dark yellow solution. **xylic a.** An a., $C_6H_5(CH_3)_2CO.OH$, isomeric with mesitylenic a., and known in four forms. **xylicid a.** An a., $C_6H_5(CH_3)(CO.OH)$, known in two forms. **zymic a.** Of Ploucquet, an a. formed in the fermentation of amylaceous substances, probably a mixture of lactic and butyric a's. List of poisons and their antidotes, see in *appendix*, page 938. [Lat., *acidus*, sour.]

ac'idalbu'min. The substance formed from a protein by treatment with dilute acids.

acid-fast. A term used in bacteriology to describe certain bacteria, such as the *Bacillus tuberculosis*, which will retain an anilin dye even after treatment with a dilute acid.

acidif'erous. 1. Containing acid. 2. Acid-forming. [Lat., *acidum*, an acid, + *ferre*, to bear.]

acidifica'tion. Capable of conversion into an acid. [Lat., *acidum*, acid, + *ferri*, to become.]

acid'ify. 1. To convert into an acid. 2. To give acid properties.

acidimeter (as-id-im'et-er). An instrument for determining the strength of an acid; either a hydrometer or a simple graduated tube. [Lat., *acidum*, an acid, + Gr., *metron*, a measure.]

acidim'etry. 1. The determination of the quantity of real acid in a sample of hydrated acid. 2. The determination of the strength, i.e., the saturating power of an acid.

acid'ity. 1. In chemistry the word is used in different senses, denoting: *a.* the quality of possessing the characteristics of an acid and so, in acids or acid salts, equivalent to basicity; *b.* the capacity for saturating an acid evinced by a base; *c.* the intensity of an acid reaction, expressed usually in terms of the hydrogen-ion concentration. 2. Sourness of the stomach; the overproduction of acid in the stomach, characterized by a sensation of burning and of distention and acid eructations. [Lat., *aciditas*.]

ac'idol. Betain hydrochlorid, a proprietary preparation which liberates hydrochloric acid when dissolved in water.

acidophil (as-id'o-fil). Easily stained with acid dyes. [Lat., *acidum*, an acid, + Gr., *philein*, to love.]

acidophilic, acidophilous (as-id-o-fil'ik, as-id-of'il-us). Of bacteria, growing by preference on an acid medium. [Lat., *acidus*, acid, + Gr., *philein*, to love.]

acido'sis. A condition of diminished ability to neutralize normal acid products of metabolism. Chiefly seen in the neutralization of oxybutyric acid in diabetes. A widespread type of reactions.

acid'ulae. Waters containing carbon dioxide in solution. **a. artificiales.** Artificially aerated waters. **a. naturales.** Natural aerated waters. [Lat., pl. of adj. *acidulus* (*aquae* understood).]

acid'ulum, a'cidule. An acid salt. **oxalic a.** Acid oxalate of potassium. **tartrous a.** Acid tartrate of potassium.

acies (a'sēs). 1. A ridge or edge formed by the intersection of two planes (said of

prominent edges of bones). 2. A little eminence formed by the tenia semicircularis at the side of the foramen of Monro, about a line distant from it. 3. Keeness of vision. 4. The pupil of the eye. [Lat., *acies*, an edge.]

acinesia, acinosis (as-in-e'se-ah, as-in-e'-sis). 1. Absence of motion; rest. 2. The parasystole, the stage of rest intervening between the systole and the diastole of the heart. [Gr., *akinesia*, from *a*, priv., + *kinein*, to move.]

aciniform (as-in'if-orm). Clustered like grapes in form or arrangement. [Lat., *acinus*, grape, + *forma*, form.]

ac'inose, ac'inous. 1. Pertaining to an acinus. 2. Having acini. See *racemose gland*, under *gland*. 3. Rounded and transparent like a grape. 4. In pathology, resembling a racemose gland. See *a. adenoma*, under *adenoma*. [Lat., *acinus*.]

acinus (as'i-nus). Pl. *acini*. Syn.: *alveolus, insula, follicle, gland granule, gland vesicle*. 1. The smallest lobule of a racemose gland or of the liver. 2. One of the smallest lobules of the lung. 3. The cavity or saccular recess in the finest lobule of a racemose gland. 4. That part of the excretory duct of a racemose gland into which the cavities of several alveoli open. 5. One of the closed vesicles of a gland having no excretory duct, such as the thyroid. 6. A cell of the liver containing glycogen. [Lat., *acinus*, berry or grape.]

Acipenser (as-ip-en'ser). A genus of the order *Sturiones*, class *Pisces*. **A. huso.** The *beluga*, or Russian sturgeon. Its swimming-bladder constitutes isinglass, or *ichthyocolla*. [Lat., *acipenser*, the sturgeon.]

aclas'tic. Transmitting rays of light without refracting them. [Gr., *aklastos*, unbroken.]

acleistocardia (a-kli-to-kar'de-ah). An open condition of the foramen ovale, causing incomplete oxidation of the red blood corpuscles and producing the condition known as *morbus ceruleus* or the *blue disease*. [Gr., *a*, priv., + *kleistos*, closed, + *kardia*, heart.]

acme (ak'me). Syn.: *crisis, fastigium*. 1. The culminating point of a fever. 2. An acne pimple; according to some authors, a wart. [Gr., *akme*, highest point.]

acne (ak'ne). An inflammation of the sebaceous follicles or of the tissue around them. Its usual form is *acne vulgaris* and the term *acne* generally signifies this affection. It is characterized by an eruption of inflammatory lesions, varying in types from papules to pustules, involving the sebaceous follicles and in nearly all cases associated with comedones. The ordinary "bad complexion" is *acne*. **a. rosacea.** A form of *a.* characterized by a permanent congestion and dilatation of the terminal blood vessels and inflammation of the sebaceous follicles of the cheeks and nose. It is the red nose of alcoholism. **a. varioliforme.** Another name for *molluscum contagiosum*. Rare varieties of *a.* are: **a. exulcerans serpiginosa nasi**; **a., keratosa**; **a.**

scrofulorum; a. urticaria. [Gr., *akme*, point.]

acne'mia. 1. Defective development of the calves of the legs. 2. Absence of the lower limbs. [Gr., *a*, priv., + *kneme*, leg.]

acnitis (ak-ni'tis). A disease characterized by the grouping of acne papules and pustules on the chin, the central areas of the cheeks, in the eyebrows and the glabella, and over the temples. It is associated with a tuberculous cachexia.

Acocanthe'ra, Akokanthe'ra. A genus of the *Apocynaceae*. **A. Schimperii.** Yields acocantherin, or dimethyl ouabain, which resembles ouabain closely in its physiological action, except that it is less active. From this and other species of *Acocanthera*, the natives of Africa prepare arrow poison. [Gr., *akoke*, a point, + *antheros*, flowering.]

acoellous (ah-se'le-us). So wasted as to appear to have no belly. [Gr., *a*, priv., + *koilia*, belly.]

acolin (ak-o'in). A derivative of guanin, allied to caffein and theobromin; a local anesthetic.

aco'mia. Another name for *alopecia*. Absence of hair. [Gr., *a*, priv., + *kome*, hair.]

aconin (ak'o-nin). A base formed by the saponification of true aconitin; than which it is far less poisonous.

aconitanilid (ak-on-it-an'il-id). A compound, $N_3(C_6H_5O_3)'''(C_6H_5)_3.H_3$, which appears to be formed, together with aconitidaniil, by the action of aconitic acid or oxychlorocitric acid on anilin.

aconite (ak'o-nit). Syn.: *monkshood*, *wolfsbane*. The genus *Aconitum*; in pharmacy, the leaves or the tuberous root of *Aconitum napellus* (in the U. S. Ph., the root only). List of poisons and their antidotes, see in *appendix*, page 938. **a. leaves.** In pharmacy, the leaves of *Aconitum napellus*. **a. root.** In pharmacy, the tuber, or root stock of *Aconitum napellus*. [*Aconitum* U. S. Ph., *aconiti radix* Br. Ph.] **Fleming's tincture of a.** An alcoholic tincture of a. of which 150 c.c. represents 100 gms. of the aconite root. **Indian a.** See *Aconitum ferox*. **Japanese a.** A term applied to several varieties found in Japan. **Nepal a.** The tubers of *Aconitum ferox* and perhaps those of other species growing in Nepal. [Gr., *akoniton*, a poisonous plant said by Pliny to be so called because it grew *en akonais*, on sharp, steep, rocks (*akone*, a whetstone). Lat., *aconitum*.]

aconitin. An alkaloid, $C_{33}H_{43}NO_{12}$ (probably benzoylaconine, $C_{26}H_{35}[C_7H_5O]NO_{11}$) derived from *Aconitum napellus* and from other species of *Aconitum*. It is too active for use without dilution. Commercial varieties of a. vary considerably in physical properties and activity.

amorphous a. An amorphous base combined usually with several molecules of water. As formerly official it was very impure. [Lat., *aconitina*.]

Aconitum. 1. A genus of plants of the *Ranunculaceae*, tribe *Helleboreae*. 2. The drug aconite, in the U. S. Ph., the tu-

berous root of *A. napellus*. *Caution:* Tincture of aconitin now represents but 10 per cent. of the rhizome, whereas that of the U. S. Ph., 1890, represented 35 per cent. and Fleming's tincture of aconite is even stronger and should not be used. The root of *Aconitum napellus*, not indigenous to the United States, occasionally escaped from gardens, somewhat resembles that of horse-radish. Poisoning consists in respiratory and cardiac depression. The tincture (2-10 m) and fluid extract ($\frac{1}{2}$ -1 m) are official in the 1910 U. S. Ph. [For deriv. see *aconite*.]

Aconitum ferox. Indian aconite; found in the Himalayas, being the source of the terrible *bish*, or *bishk*, poison of India, used as an arrow poison.

aconuresis. Involuntary passage of urine. [Gr., *akon*, unwilling, + *ouresis*, urination.]

aco'pia. Freedom from fatigue. [Gr., *akopia*, from *a*, priv., + *kopos*, fatigue.]

acopyrin (ak-op-i'rin). Acetyl-salicylate of antipyrin; used in rheumatism and as an antipyretic.

acorea (ah-ko're-ah). Absence of the pupil of the eye. [Gr., *a*, priv., + *kore*, the pupil.]

acor'mus. An acardiac monster consisting of an imperfectly developed head and a rudimentary trunk, the umbilical cord being inserted in the cervical region. [Gr., *a*, priv., + *kormos*, trunk.]

acoulalion. A patented apparatus used to train deaf mutes to speak.

acoumeter (ak-oo'meter). An instrument for measuring the acuteness of the hearing. [Gr., *akouein*, to hear, + *metron*, a measure.]

acousma. Hallucinations of hearing.

acousmatagnosis (ak-ooos-mat-ag-no'sis). Inability to recognize previously known sound symbols; mind-deafness. [Gr., *akousma*, hearing, + *a*, priv., + *gnosis*, recognition.]

acousmatamnesia (ak-ooos-mat-am-ne'se-ah). Inability to recall sound symbols. [Gr., *akousma*, hearing, + *amnesia*, forgetfulness.]

acoustic (ak-ooos'tik or ak-ows'tik). Relating to sound or to the sense of hearing. [Gr., *akoustikos*, pertaining to the faculty of hearing.]

acous'ticomalle'us. The tensor tympani muscle. See *table of muscles*, under *muscle*.

acousticon (ak-oo'stik-on) An apparatus for aiding the deaf to hear.

acoustics (ak-ooos'tiks or ak-ows'tiks). Pertaining to the physics of sound or to the sense of hearing.

acraconitin (ak-ra-kon'it-in). Nepalin, napellin, or pseudoaconitin. [Gr., *akros*, extreme (on account of its virulence) + *aconitin*.]

acrania (ah-kra'ne-ah). The condition of entire or partial absence of the skull. [Gr., *a*, priv., + *kranion*, skull.]

acrasia (ah-kra'se-ah). 1. Intemperance. 2. Any dyscrasia. [Gr., *a*, priv., + *krasis*, moderation.]

acratia (ah-kra'te-ah). 1. Loss of strength,

- impotence. 2. Incontinence. 3. Intemperance. [Gr., *a*, priv., + *kratos*, strength.]
- ac'rid.** Producing a burning or sharp taste on the tongue or fauces as an acrid poison. [Lat., *acer*, *acris*, sharp.]
- ac'ridin.** An artificial alkaloid, $C_{12}H_{10}N$, first obtained from crude anthracene, that causes marked irritation when brought into contact with the skin or a mucous surface. [Lat., *acer*, *acris*, sharp.]
- a'crimony.** The quality of being irritant, pungent or biting. [Lat., *acer*, acrid.]
- acro-.** Combining form of Gr. *akros*, highest, topmost, extremity, peak; used in compound words to signify of or to the topmost point or extremity or extreme, complete.
- acro-asphyxia.** A condition seen in many disturbances of the blood vessels in which the extremities, fingers, toes, tip of nose, ear lobe, etc., receive a diminished blood supply and either get cold or actually die, by obstructive gangrene.
- acroblast.** The external layer of the mesoblast. They are cells lying between the ectoblast and the endoblast, but independent of the mesoblast, that take up food in an ameboid manner. They also give rise to bodies called porocytes. [Gr., *akros*, at the edge of, + *blastos*, bud.]
- acrobystitis** (ak-ro-bis-ti'tis). Inflammation of the prepuce. [Gr., *akrobystia*, foreskin, + *itis*, inflammation.]
- acrocephalia** (ak-ro-sef-a'le-ah). A deformity of the head in which it is increased in its vertical diameter and more or less pointed or conical at the top. [Gr., *akron*, the summit, + *kephale*, head.]
- acrochordon** (ak-ro-kor'don). A soft, pendulous wart consisting of myomatous or edematous fibrous tissue. [Gr., *akros*, extreme, + *chorde*, string.]
- acrocinesia** (ak-ro-sin-e'sis). An increase of the ease, freedom, and completeness of the normal muscular movements; one of the phenomena of hysteria, to be distinguished from *hypercinesia*. [Gr., *akros*, extreme, + *kinesis*, movement.]
- acrodermatitis** (ak-ro-der-mat-i'tis). Forms of infectious disease of the skin, involving the extremities. They are: **a. chronica atrophica.** **a. perstans.** **a. pustulosa hiemalis.** [Gr., *akron*, extremity, + *derma*, skin, + *itis*, inflammation.]
- acrodynia** (ak-ro-din'e-ah). A disease characterized by gastro-intestinal symptoms followed by pain, burning, and swelling of the feet and of the face, with the development on them of patches of erythema and thin vesicles and bullae. It is apparently a toxic disease and is usually followed by recovery. [Gr., *akron*, extremity, + *odyne*, pain.]
- acrogenous** (ak-roj'en-us). A term used in descriptive bacteriology, meaning produced at the end. [Gr., *akron*, extremity, + *gennan*, to engender.]
- acrolein** (ak-ro'le-in). A thin, colorless, highly volatile liquid, the fumes of which are highly pungent and irritating, pro-
- duced by the dry distillation of glycerin, $CH_2:CHO$. [Lat., *acer*, sharp, + *oleum*, oil.]
- acromania** (ak-ro-mā'ne-ah). Violent excitement, as seen in many psychoses, delirium tremens, excited paretics, meningitis, abscess, etc. [Gr., *akros*, complete, + *mania*, madness.]
- acromegaly** (ak-ro-meg'al-e). Hypertrophy of the extremities; a chronic trophic disease characterized by enlargement of the head, face, and extremities, with severe pain in them and mental dulness. It is referred usually to a hypersecretion of the anterior lobe of the pituitary gland. [Gr., *akros*, an extremity, + *megas*, *megale*, great.]
- acro'mial.** Pertaining to the acromion. **a. artery.** See *table of arteries* under *artery*.
- acromicria** (a-kro-mik're-ah). Abnormal smallness of one or more of the extremities. [Gr., *akron*, an extremity, + *mikros*, small.]
- acromion** (ak-ro'me-on). A massive outward prolongation of the spine of the scapula, which articulates with the clavicle, overhangs the articulation of the humerus with the scapula, and forms the point of the shoulder. [B. N. A., *acromion*.] [Gr., *akron*, extremity, + *omos*, shoulder.]
- ac'roneuro'sis.** Vasomotor trophic and other neuroses of the extremities, usually due to disorder of the vegetative nervous system.
- ac'roparesthesia.** Sensations of tingling and formication in the extremities, at times with stiffness and numbness.
- acropathology** (ak-ro-path-ol'o-je). Pathology of the extremities; a branch of orthopedics. [Gr., *akron*, extremity, + *pathology*.]
- acrophobia.** Morbid dread of remaining in a high place. [Gr., *akros*, high, + *phobos*, fear.]
- acroposthitis** (ak-ro-pos-thi'tis). Inflammation of the prepuce. [Gr., *akroposthia*, foreskin, + *itis*, inflammation.]
- acrose** (ak'rōs). d + l fructose. The first hexose prepared by synthesis from formaldehyd.
- acrosome** (ak'ro-sōm). The central portion of the sphere which is to form the anterior portion of the spermatogonium. [Gr., *akron*, summit, + *soma*, body.]
- acrotism** (ah'kro-tizm). Complete or partial failure of the pulse. [Gr., *a*, priv., + *kratos*, the pulse.]
- act.** The performance of a function or of a particular part of a function; e. g., *a's* of respiration. **compulsive** or **imperative a.** The *a.* of a person in consequence of an imperative or compulsive, usually unconscious, impulse. [Lat., *actus*, from *agere*, to put in motion.]
- Actaea** (ak-te'ah). A genus of the *Ranunculaceae*, tribe *Cimicifugae*. **A. alba.** White cohosh, white baneberry; a species formerly classed as a variety of *A. spicata*. It is found in most parts of the United States and closely resembles *A. spicata*, var. *rubra*. **A. racemosa.** See

- Cimicifuga racemosa*. **A. rubra**. Red cohosh, red baneberry; considered by some botanists as *A. spicata* (seu *americana*), var. *rubra*. **A. spicata**. Baneberry, herb Christopher; found widely distributed through Europe and in the United States. The medicinal properties are probably the same as those of *Cimicifuga racemosa*, which are related to aconite. [Gr., *aktea*, the elder tree.]
- actinic** (ak-tin'ik). 1. Having the power of exciting chemical action. 2. Applied usually to the rays of light in the spectrum of short wave length or to the ultraviolet rays. [Gr., *aktis*, a ray.]
- actiniform**. Radiate; having the shape of a ray. [Gr., *aktis*, ray; + Lat., *forma*, form.]
- actinism**. The actinic property of rays of light.
- actino-**. Combining form of Gr. *aktis* (*aktin-*), a ray or beam; used in compound words to signify of or pertaining to rays or beams of light. Sometimes used in composition to signify pertaining to x-rays.
- actinochemistry**. The science of the chemical action of light waves. [Gr., *aktis*, ray; + chemistry.]
- actinodermatitis**. Syn.: *radiodermatitis*. The inflammatory lesions of the skin produced by the application of the x-rays.
- actinology**. The science of radiant light. [Gr., *aktis*, a ray; + *logos*, understanding.]
- actinometer** (ak-tin-om'et-er). An instrument used to measure the sun's rays. Also one to measure the penetrating power of the Röntgen rays. [Gr., *aktis*, a ray; + *metron*, a measure.]
- actinomorph, actinomorphous**. Having a radiated form. In descriptive bacteriology, the term denotes the capability of bisection into planes identical in form. [Gr., *aktis*, ray; + *morphe*, form.]
- Actinomyces** (ak-tin-om'is-ez). One of the lower types of fungi, belonging to the family of *Mycobacteriaceae* and the genus *Actinomyces*. The organism consists of threads with branching forms, and coccoid sporelike forms, but without spores, and is pathogenic for cattle and for man. It stains by Gram's method and shows clubbed ends in fresh tissue or by special stains in the hardened tissue. **A. asterioides**. A species growing on culture media with a yellow color and producing abscesses in the brain, lungs, and other viscera. **A. bovis**. The species that produces the disease termed *actinomycosis*. **A. Madurac**. A species causing white mycetoma in Asia and Africa. [Gr., *aktis*, a ray; + *mykes*, fungus.]
- actinomyco'sis**. An infectious disease of cattle, and occasionally of human beings, characterized mainly by tumorlike growths of the jaws, due to the lodgment and growth of *Actinomyces bovis*. The substance of the growths, which spring mostly from the alveoli of the lower molars, resembles that of chronic inflammatory tissue called granulomata, in having a granular structure, but the growths contain abscesslike cavities inclosing sulphur yellow bodies consisting of felted masses of the mycelia of the actinomyces. The disease in man is attended by loss of weight and strength and by fever. The granulomata may develop in the viscera as well as in the bones and skin.
- actinoneuritis**. Neuritic changes set up to actinic, or light, or related activities, as radium emanations, x-ray emanations, etc.
- actinostephyte** (ak-tin-os'te-o-fit). A radiate osteophyte. [Gr., *aktis*, ray; + *osteon*, a bone; + *phyton*, a growth.]
- actinotherapy** (ak'tin-o-ther'ap-e). Therapeutic application of the violet and ultraviolet rays, or of the rays from radium and the x-rays. [Gr., *aktis*, a ray; + *therapeia*, service, attendance.]
- action** (ak'shun). 1. In mechanics, the effect of a force, whether apparent or concealed. 2. Any chemical change. See *reaction*. 3. In physiology, the performance of a function. 4. In pathology, a morbid process, e. g., *febrile a.* 5. In therapeutics, the operation of a drug. [Lat., *actio*, a doing, a performance, from *agere*, to do.]
- activate** (ak'tiv-âte). To render active. In the terminology of immunity to restore activity to an inactive cytolytic or cell-dissolving serum by adding the proper amount of fresh serum containing an active complement. Hemolytic or bacteriolytic serum heated to 60° C. for half an hour and rendered inactive will again dissolve such cells when fresh serum is added to the mixture of amboceptor and cells or organisms. [Lat., *activus*, from *agere*, to act.]
- active** (ak'tiv). Characterized by action; not passive; producing effect.
- actol** (ak'tol). Silver lactate, $\text{CH}_3\text{CHOH.COOAg}$. A white tasteless powder soluble in 20 parts of water, used as an antiseptic in diseases of the teeth and in infectious diseases, such as gonorrhoea, in a 2 per cent. solution.
- acuity** (ak-u'i-te). Acuteness or keenness, especially of vision. In ophthalmic practice the visual acuity is measured by test letters, each of which subtends an angle of 5' at the eye. [Lat., *acuitas*.]
- aculeate** (ak-u'le-ate). Aculeated. A term used in descriptive pathology, meaning beset with sharp points; having a sting; pointed. [Lat., *aculeatus*, thorny.]
- acumen** (ak-u'men). Keen discernment, penetration. [Lat., *acuere*, to sharpen.]
- acuminate** (ak-u'min-ate). Pointed, tapered to a point. [Lat., *acuminatus*, p. ppl. of *acuminare*, to point.]
- acupressure**. A process of arresting hemorrhage from divided blood vessels, or impeding the flow of blood through vessels that are not divided, by means of pressure with a needle passed across their course. [Lat., *acus*, a needle; + *pressura*, pressure.]
- acupuncture**. The *kingking*, *zinking*, or *xinkien* of the Chinese. A method of treating diseases by plunging one or more needles deep into the body. It is used now

only occasionally, mostly for neuralgia, or to give exit to serum in edema, or in the form of *electropuncture*, for the purpose of treating the parts with galvanic electricity. [Lat., *acus*, a needle, + *punctura*, a puncture.]

acusticus. The auditory portion of the eighth pair of cranial nerves.

acyesis (ah-si-e'-sis). Sterility in women. [Gr., *akyesis*, from *a*, priv., + *kyesis*, pregnancy.]

ad. Lat. preposition denoting "to"; used in prescription writing to indicate that a sufficient quantity is to be used to make the entire prescription equal to the amount stated.

ad-. A prefix from the Lat. prep. *ad*, "to"; used to denote increase, motion towards, or as an intensive.

-ad. A suffix sometimes used in anatomical nomenclature to signify toward or in the direction of, as *dorsad*, toward the back.

adactylia (ah-dak-til'e-ah). Congenital absence of fingers and toes. [Gr., *a*, priv., + *daktylos*, finger.]

adamant. 1. The diamond. 2. A magnet. 3. A substance impenetrably hard. [Gr., *a*, priv., + *damazein*, to overpower, to tame.]

adaman'tine. Of great hardness, used with reference to the enamel of the teeth. [Gr., *adamantinos*, from *a*, priv., + *damazein*, to tame.]

adamantinoma (ad'am-an-tin-o'mah). A benign tumor of the jaw occurring occasionally in young people. These tumors originate in the enamel organ, developing from the remains of its epithelium, and may reach the size of an apple.

adaman'toblast. See *ameloblast*. [*Adamant*, + Gr., *blastos*, germ.]

adamantoma (ad-am-an-to'mah). Same as *adamantinoma*.

Adamkiewicz's serum (ad-am-ke'vitz's se'rum). Syn.: *cancroin*. A material resembling neurin, injected hypodermically as an alexin to destroy malignant growths.

A's test. A test for protein bodies. On dissolving the substance to be tested in glacial acetic acid containing a small amount of glyoxalic acid and gradually adding concentrated sulphuric acid, the presence of albuminous bodies causes a violet coloration due to the presence of tryptophan in the protein. [*Albert Adamkiewicz*, Viennese pathologist, 1850, living.]

Adamkiewicz-Hopkins reaction (ad-am-ke'vitz). Method of treating the substance to be tested with a little concentrated sulphuric acid and double the volume of glacial acetic acid containing some glyoxalic acid. In the presence of tryptophan a violet color is obtained.

Ad'am's ap'ple. 1. See *Pomum Adami*, under *pomum*. 2. The fruit of the plantain trees, *Musa paradisiaca*. [B. N. A., *eminentia laryngea*.]

Adams' operation. See *Alexander-Adams' o.*

Adam-Stokes disease. Bradycardia with epileptiform attacks of unconsciousness

due to lesions of the auriculoventricular bundle of His.

adapta'tion. 1. Faculty possessed by an organism or an organ of accommodating itself to varying conditions. The adjustment of the individual to conditions of reality. 2. In pathology, it is used as in immunization and also to designate principle of adjustment of tissues to changed conditions produced by disease, as hypertrophy of the heart following obstruction of the valves. **dark and light a. in eyes.** Terms used to express the fact that the condition of the retina changes when kept in darkness or in light, so that in the dark its sensitiveness gradually becomes much greater, especially outside the fovea. [Lat., *adaptare*, to adjust.]

add. An abbreviation of the Latin *adde*, meaning "add"; or of *addetur*, meaning "let there be added." Used in prescription writing.

addepha'gia. Uncontrolled eating. [Gr., *adden*, to satiety, + *phagein*, to eat.]

addiment (ad'im-ent). Syn.: *complement*. A substance described by Ehrlich, which resembles a ferment in its action and is present in normal serum. It is destroyed by 56° to 58° C., and when attached to such cells as bacteria or red blood corpuscles by the intermediary body or amboceptor it dissolves or destroys these substances by bacteriolysis or hemolysis. [Lat., *addere*, to add.]

Addison's disease. A disease due to disorder (usually tuberculous) of the suprarenal capsules modifying their hormone activity, characterized by a bronze-like pigmentation of the skin, severe prostration and progressive anemia. [*Thomas Addison*, English physician, 1793-1860.]

addit'ion. In chemistry, the formation of a new molecule by the direct union of two or more atoms.

adducens (ad-du'sens). Adductive, acting as an adductor. **a. oculi.** See *rectus medialis in table of muscles*, under *muscle*. [Lat., *ad*, to, + *ducere*, to lead.]

adduc'ion. The drawing of a part toward the median line of the body or (in the case of the fingers and toes) toward the middle line of a limb. As applied to the hand, flexion toward the ulnar side of the forearm. [Lat., *ad*, towards, + *ducere*, to draw.]

adduc'tor. 1. A muscle whose office is to draw a part towards the median line of the body, or towards the middle line of a limb. See *table of muscles*, under *muscle*. 2. As applied to the *Lamelli branchiata*, a muscle that closes the valves of the shell. 3. In botany, a delicate filamentous structure found in the thecae of mosses.

adelomor'phous. Having a not clearly defined form. [Gr., *adelos*, not evident, + *morphe*, form.]

adelphia, adelphism (ad-el'fe-ah, ad-el'fism). A general term for monstrosities in which two or more organisms are separated below and united above. [Gr., *adelphos*, brother.]

adelphotaxy (ad-el'fo-taks-e). The tend-

- ency of motile cells to assume definite positions. [Gr., *adelphos*, brother, + *taxis*, arrangement.]
- aden-.** **adeni-.** **adeno-.** Combining forms of Gr., *aden*, a gland, used in compound words to denote of or pertaining to a gland.
- ad'ense.** An enzyme found in various organs which has the property of converting adenin into hypoxanthin by desamidization.
- adentric, adendritic** (ah-den'drik, ah-den-drit'ik). Said of nerve cells which have only the axis cylinder. [Gr., *a*, priv., + *dendrites*, of a tree.]
- aden'iform.** See *adenoid*. [Gr., *aden*, gland, + Lat., *forma*, shape.]
- adenin** (ad'en-in). A non-toxic leukomain, $C_8H_8N_8$, formed as a decomposition product of nuclein and found in various glands and viscera, as well as in the urine of patients suffering from leukemia. [Gr., *aden*, a gland.]
- adenitis** (ad-en-i'tis). Inflammation of a gland. [Gr., *aden*, a gland, + *-itis*, inflammation.]
- adeniza'tion.** Adenoid degeneration.
- adenoblast** (ad'en-o-blast). 1. A functional gland cell. 2. An embryonal cell from which glandular tissue is developed. [Gr., *aden*, a gland, + *blastos*, a germ.]
- ad''enocarcino'ma.** A malignant tumor, usually showing glandular tubules with lumina, but often having acini with several layers of cells or even consisting of solid masses of cells, and showing no *membrana propria*. The growth originates in the epithelium of various glands.
- adenocele** (ad'en-o-sel). A rare form of tumor of the breast, consisting of a cyst or cysts of the ducts or sinuses containing adenomatous growths apparently springing from the walls. [Gr., *aden*, a gland, + *kele*, a tumor.]
- adenocyst** (ad'en-o-sist). A glandular cyst. [Gr., *aden*, gland, + *kystis*, bladder.]
- ad''enocysto'ma.** A cystic tumor the walls of which are made up of adenomatous tissue. Generally applied to ovarian tumors.
- ad''enofibro'ma.** An adenoma having a fibrous stroma, which is so dense as to form the main portion of the tumor. It appears frequently in the mammary gland.
- ad''enofibro'sis.** Fibroid transformation of a gland; often caused by infection with *Botryomyces*.
- ad'enoid.** 1. Resembling a gland in structure; as a glandular tumor. See *adenoma*. 2. Pertaining to glands. In 1860 His applied the term to the feltlike or reticular connective tissue forming the framework of lymphatic nodes and other lymphoid structures. See *a. tissue*, under *tissue*. **a. cancer.** See *adenocarcinoma*. For other use of the word, see *a. body*, under *body*. [Gr., *aden*, gland, + *eidōs*, appearance.]
- ad''enolipomato'sis.** A disease characterized by fatty deposits in the neck, axilla, and inguinal regions.
- ad''enolymph'ocle.** A cyst of a lymph
- node, due to the dilatation of lymph sinuses by an obstruction of the efferent lymphatics by inflammation or other causes.
- ad''enolymph'oma.** See *lymphadenoma*.
- adenoma** (ad-en-o'mah), pl., *adenomata*. Syn.: *glandular* or *adenoid tumor*. A benign tumor composed of glandular epithelium, arranged in acini, ducts, or solid rows of cells, according to its origin. The acini are contained in a connective tissue stroma and usually possess a basement epithelium. They originate from mucous surfaces and glandular organs, and usually produce an abnormal secretion.
- acinous a.** One that contains acinous gland structure. **multiglandular a.** An a. made up of a mass of altered small glands. **a. sebaceum.** An a. of the sebaceous glands. [Gr., *aden*, a gland, + *oma*, tumor.]
- adenomalacia** (ad''en-o-mal-a'se-ah). Softening of a gland. [Gr., *aden*, a gland, + *malakia*, softness.]
- adenomatous** (ad-en-o'mat-us). Relating to an adenoma.
- adenomyo'ma**, pl., *adenomyomata*. A tumor composed of smooth muscle tissue and containing gland tissue, generally occurring in the uterus. [Gr., *aden*, gland, + *mys*, muscle, + *oma*, tumor.]
- ad''enomixo'ma.** An adenoma having its stroma invaded by myxomatous material.
- adenopathy** (ad-en-op'ath-e). A general term for any morbid state of the lymphatic glands, especially a lymphadenitis due to infection. **syphilitic adenopathies.** Enlarged and indurated lymphatic glands symptomatic of syphilis; most commonly the inguinal, the posterior cervical, and the cubital. [Gr., *aden*, a gland, + *pathos*, a disease.]
- ad''enosarco'ma.** A false term, formerly used to describe what is now known as adenoma having a stroma of a very cellular type.
- adenoscirrhus.** Scirrhus of a gland, or an adenoma with its stroma infiltrated with carcinoma.
- adeno'sis.** Any disease of a gland or a set of glands.
- ad'eps.** 1. Animal fat, grease. 2. Lard, the prepared internal fat of the abdomen of the hog (*Sus scrofa*), purified by washing, melting and straining. A soft, white unctuous solid, having a faint odor, free from rancidity and a bland taste. Its chief use in pharmacy is as an ingredient of ointment. **a. anserinus.** **a. anseris.** Goose-grease; formerly used in pharmacy and still employed as a domestic remedy, both internally and externally. **a. benzoatus** [Br. Ph.] **a. benzoïnatus** [U. S. Ph.]. Benzoinated lard, prepared by melting lard and adding benzoïn. It is fragrant and does not become rancid. **a. lanæ.** The purified fat of sheep's wool. [U. S. Ph., Br. Ph.] **a. lanæ hydrosus.** Syn.: *lanolin*. Wool fat mixed with 30 per cent of water. **oleum adipis** [U. S. Ph.]. Lard oil; the fixed oil expressed from lard at a low temperature. It is rarely

- employed in medicine. [U. S. Ph.] [Lat., *adepts*, fat.]
- adequate.** The possession of sufficient functional activity to meet the requirements of the organism; said of the organs of the body. [Lat., *adaequare*, to make equal, sufficient.]
- adhesion** (ad-he'zhun). 1. The act of sticking or growing fast to. 2. The molecular force which causes bodies to attach themselves to each other when brought into contact. 3. A band of fibrous tissue in a serous cavity due to inflammation. [Lat., *adhaerere*, to stick to.]
- adhe'sol.** An antiseptic varnish consisting of copal resin, benzoin, balsam of tolu, oil of thyme, alpha-naphthol, and ether.
- adiabatic** (ad'i-a-bat'ik). In thermodynamics, a change in volume whether by expansion or contraction, unaccompanied by a gain or loss of heat. [Gr., *a*, priv., + *diabainein*, to pass through.]
- adiadochokine'sia, adiadochokinesis** (ah-de-ad'o-ko-kin-e'se-ah, or e'sis). A frequent sign of cerebellar pathway disease consisting in an inability to perform rapid alternating acts, in the absence of paralysis, such as pronation and supination, flexion and extension. [Gr., *a*, priv., + *diadochos*, succeeding, + *kinesis*, motion.]
- Adiantum** (ad-e-an'tum). A genus of ferns, distinguished by special coverings (*indusia*) for the fruit dots (*sori*), formed by a reflection of distinct portions of the edge of the frond. **A. capillus Veneris.** Maidenhair; a European species reputed to be expectorant, aromatic, and stimulant. **A. pedatum.** Canadian (or American) maidenhair; indigenous to North America; used as an expectorant, chiefly in France, and often substituted for *A. capillus Veneris*. [Gr., *adiantos*, *adianton*, from *a*, priv., + *diainein*, to moisten, because it sheds water.]
- adiaphoresis** (ah-di-af-o-re'sis). Deficiency or suppression of perspiration. [Gr., *a*, priv., + *diaphoresis*, a sweating.]
- adiaphoria.** 1. Morbid indifference. 2. Neutrality, as of a chemical substance. [Gr., *adiaphoria*, indifference.]
- adiathermic** (ah-di-ath-er'mik). Impervious to heat. [Gr., *a*, priv., + *dia*, through, + *thermainein*, to heat.]
- adipate.** A salt of adipic acid.
- adipocere** (ad'e-po-ser). Grave-wax or corpse fat; a peculiar soft, white material consisting of a mixture of the fatty acids (especially palmitic acid) produced by the decomposition of animal matter under the influence of moisture without the access of air; discovered by Fourcroy in Paris in 1786. Regarded as a soap. Buried corpses have been found converted into it. [Lat., *adepts*, fat, + *cera*, wax.]
- adipofibroma** (ad-ip-o-fi-bro'mah). A benign tumor composed of fatty and fibrous tissue. [Lat., *adepts*, fat, + *fibroma*.]
- adipolysis** (ad-ip-ol'is-is). The enzymatic hydrolysis of fats. [Lat., *adepts*, fat, + Gr., *lysis*, solution.]
- adipoma** (ad-ip-o'mah). See *lipoma*.
- ad'ipose.** Fatty, pertaining to fat, especially to tissue containing fat. [Lat., *adepts*, fat.]
- adiposis** (ad-ip-o'sis). Increased fat, corpulence, fatty degeneration. **a. cerebrealis.** Adiposis of cerebral origin, usually hypophysial. **a. dolorosa.** A condition of the subcutaneous connective tissue showing many areas of fatty tissue and painful to touch. **a. hepatica.** Fatty degeneration, or infiltration of the liver. [Lat., *adepts*, fat.]
- adiposogenitalis** (ad-ip-o'so-jen-it-al'is). A condition characterized by progressive accumulation of adipose tissue, and lack of development of the primary and secondary sexual characters.
- adiposuria.** Fat in the urine. [Lat., *adepts*, fat, + Gr., *ouron*, urine.]
- adip'sia.** Absence of thirst; a phenomenon observed in certain grave diseases, but a natural condition in some aged persons. [Gr., *a*, priv., + *dipsa*, thirst.]
- ad'itus.** An approach; an entrance. **a. ad antrum.** The recess of the tympanic cavity, which lodges the head of the malleus and the greater part of the incus. **a. ad aquaeductum Sylvii.** The entrance to the sylvian aqueduct, situated at the lower posterior angle of the third ventricle of the brain. **a. ad infundibulum.** A small canal leading from the third ventricle into the infundibulum. **a. ad laryngem, a. laryngis.** Upper aperture of larynx. [Lat., *adire*, to go to.]
- adjustment** (ad-just'ment). The process of setting right, regulating, arranging. Said of the mechanism for raising or lowering the tube of a compound microscope. It is coarse if the screw raises or lowers the tube quickly and fine if it raises or lowers it slowly. [Fr., *adjuster*, now *ajuster*, to arrange.]
- ad'juvant.** Auxiliary, assisting; in therapeutics, a measure or drug designed to assist the action of the principal means. [Lat., *adjuvans*.]
- ad lib.** Abbreviation for Lat. *ad libitum*, at pleasure, or as desired.
- admixture** (ad-miks'tür). 1. The act of mixing or of adding to a mixture. 2. The compound formed by mixing different substances. [Lat., *admixio*, a mingling.]
- ad'mov.** Abbreviation for Lat. *admove*, *admoveatur*, imperat. sing. and 3rd pers. sing. subj. pass. of *admove*, to apply. Directions used in prescriptions signifying "apply" and "let there be applied."
- adnephrin** (ad-nef'rin). See *adrenalin*.
- adnex'a.** Appendages. **a. bulli oculi.** The appendages of the eyeball, as lids, and lacrimal glands. **a. uteri.** See *uterine appendages*, under *appendage*. [Pl. of past ppl. of Lat., *adnectere*, to join to.]
- adoles'cence.** Period between puberty and full development. [Lat., *adolescentia*.]
- adoles'cent.** 1. (Adj.) pertaining to adolescence; at the age of adolescence; growing. 2. (N.) a person at the age of adolescence. **a. cardiopathy.** The weak heart of young, rapidly growing persons fourteen and seventeen years of age. **a. insanity.** Clouston's term for

- a number of psychoses of youth, later resolved chiefly into group of dementia praecox, and of manic depressive psychosis. [Lat., *adolescens*.]
- adon'idin.** A glucosid with the action of digitalis extracted from *Adonis vernalis*. Commercial a. is impure.
- ado'nin.** A glucosid cardiac stimulant, $C_{20}H_{40}O_8$, obtained from *Adonis amurensis*, a ranunculaceous herb.
- Ado'nis.** A genus of the *Ranunculaceae*.
A. estivalis. Pheasant's eye; a species growing in England and on the continent of Europe. **A. verna**, **A. vernalis.** A species indigenous to Europe and cultivated in the United States. The fresh plant is a vesicant, but its irritant property is lost by drying. It is employed as a cardiac stimulant. It yields the glucosid adonidin. [From *Adonis*, from whose blood the plant was fabled to have sprung.]
- ado'ral.** Situated near mouth in distinction from *aboral*, away from mouth. [Lat., *ad*, near, + *os*, *oris*, mouth.]
- adrenal** (ăd-rĕn'ăl). One of the endocrinous glands situated near the kidney. [Lat., *ad*, to, + *ren*, gland.]
- adrenalin** (ad-re'nal-in). Syn.: *epinephrin*. The blood pressure raising principle or hormone of the adrenal gland. A white crystalline substance $(OH)_2C_8H_{17}CHOH.CH_3.NH.CH_3$. Its aqueous solution is slowly oxidized upon exposure to the air. It is a very valuable hemostatic, used in solution of 1-5000 locally, 5-30 m. internally.
- adrenal'itis, adreni'tis.** Inflammation of the suprarenal gland. [Lat., *ad*, near, + *ren*, kidney, + Gr., *itis*, inflammation.]
- adreucain** (ad'ru-kān). A name given to a solution of epinephrin and eucaïn.
- ad'rin.** See *epinephrin*.
- adrovain** (ad'ro-vān). A name given to a solution of epinephrin and stovain.
- adsorp'tion.** The power possessed by certain substances of retaining in their surface, gases, liquids, and solids, either in solution or in the colloidal state. [Lat., *ad*, to, + *sorbere*, to suck.]
- adstringens** (ad-strin'jens). Astringent.
a. Fothergillii. Kino.
- adult'**. 1. (Ādj.) having reached the stage of full development (said of living organisms). 2. (N.) a fully developed individual. [Lat., *adultus*, full grown.]
- adulterant** (ă-dul'ter-ant). 1. A substance with which an article is adulterated. 2. One who adulterates.
- adulteration** (ă-dul'ter-ă'shun). 1. The fraudulent addition of worthless or injurious material to an article. 2. The state of being adulterated. 3. A substance used in adulterating. [Lat., *adulterare*, to pollute.]
- advancement.** A process of surgery by which a tendon is severed and reattached at a point in advance of its original attachment. **capsular a.** The artificial attachment of a part of Tenon's capsule in such a way as to draw forward point of insertion of an ocular muscle.
- adventi'tia** (ad-ven-tish'yah). Any membrane covering an organ but not made up of the tissues of that organ. The outer connective tissue coat of blood vessels; tunica adventitia. [Lat., *adventitius*, foreign, from *ad*, to, + *venire*, to come.]
- adventi'tious.** Accidental or against in distinction to natural or hereditary. [Lat., *adventitius*.]
- adynamia** (ah-din-a'me-ah). Loss of or deficiency of vital power. [Gr., *adynamia*, from *a*, priv., + *dynamis*, power.]
- adynamic** (ah-din-am'ik). Lacking in strength or power.
- ae.** For words beginning with the diphthong æ see *e*.
- a'ërate.** 1. To supply with air, especially new or fresh air; to ventilate. 2. To charge with gas, especially carbon dioxide; to expose to the action of carbon dioxide. 3. To arterialize. [Gr., *aer*, Lat., *aer*, air.]
- aërial** (a-ë're-al). Pertaining to the air, existing or moving in the air. **a. perspective.** The term used to express the fact that in vision we obtain an idea of depth or perspective from the haze covering distant objects, due to thickness of intervening atmosphere, e. g., mountains in the distance. [Lat., *aërius* or *aëreus*, airy.]
- aëri'fication** (ă-e-rif-i-ka'shun). 1. The conversion of a solid or a liquid into the gaseous state. 2. The introduction of air into anything. 3. State of being filled with air. 4. State of being aeriform. [Lat., *aer*, air, + *facere*, to make.]
- a'ëri'fied.** 1. Converted into air or gas. 2. Filled or combined with gas.
- a'ëri'form.** Having the form or the nature of air or of gas. [Lat., *aer*, air, + *forma*, form.]
- aëro-** (a'ë-ro). Combining form of Gr. *aero-*, from *aer*, *aeros*, air, the atmosphere, used in compound words to denote of or pertaining to the air.
- aërobe** (a'er-ōb), pl. *aërobia*, *aërobes*. An organism requiring air or oxygen in order to live or develop. Commonly used in connection with bacteria or other low forms of vegetable life. **facultative aërobia.** Plants which grow better when oxygen is present, but may develop (less favorably) when oxygen is excluded. [Gr., *aer*, air, + *bios*, life.]
- aërobic, aërobiotic** (a'er-o'bik, a'er-o-bi-ot'ik). Growing only in free air and oxygen. [Gr., *aer*, air, + *bios*, life.]
- aëro'bion**, pl., *aërobia*. A plant needing free oxygen in order to grow. [Gr., *aer*, air, + *bios*, life.]
- aërobioscope** (a'er-o-bi'o-skōp). An instrument for determining the bacterial content of the air. [Gr., *aer*, air, + *bios*, life, + *skopein*, to observe.]
- aërocele** (a'er-o-sĕl). An air tumor. [Gr., *aer*, air, + *kele*, tumor.]
- aërocolpos** (a'ë-ro-kol'pos). Distension of the vagina with air. [Gr., *aer*, air, + *kolpos*, vagina.]
- aërocystoscopy** (a'ë-ro-sis-tos'ko-pe). Inspection of the bladder through an air-filled cystoscope. [Gr., *aer*, air, + *kystis*, bladder, + *skopein*, to inspect.]
- aërodynam'ics.** That branch of physics

which treats of the laws regulating the motion of elastic fluids, of atmospheric pressure, and of the mechanical effects of air in motion. [Gr., *aer*, air, + *dynamis*, power.]

aërogenesis (a-er-o-jen'e-sis). Gas production. [Gr., *aer*, air, + *genesis*, formation.]

aëromicrobe (a'er-o-mi'krōb). Any microscopic organism which requires free oxygen for the maintenance of its vitality. [Gr., *aer*, air, + *mikros*, small, + *bios*, life.]

aërophagy (a-er-of'a-gi). Swallowing of air. [Gr., *aer*, air, + *phagein*, to eat.]

aërosis (a-er-o'sis). The formation of gas in the organs or tissues of the body. [Gr., *aeresthai*, to become air.]

aërostatics. The science of the conditions of equilibrium of gases. [Gr., *aer*, air, + *statikos*, causing to stand.]

aërotherapy. See *pneumotherapy*. [Gr., *aer*, air, + *therapeia*, treatment.]

affect. Partly synonymous with emotion; feeling reaction.

affectio. A morbid condition. [Lat., *aficere*, to exert an influence upon.]

affective. Pertaining to the emotions, to instinctive feeling reactions, to unconscious feeling attitudes.

afferent. Serving to convey a fluid, like blood or lymph, to an organ or part (e. g., *a. vessels*). **a. nerves**. Those conveying nerve impulses from the periphery to the nerve centers. [Lat., *afferens*, from *adferre*, to bear to.]

affinity. 1. Relationship or kinship. 2. In chemistry, the attraction of elements or groups of elements for each other or the tendency of dissimilar substances to unite with each other. 3. In teratology, the tendency of double monsters to unite with each other. **a. of composition**. The tendency displayed by two or more substances to unite directly to form a compound without the destruction of any previously existing compound. **elective a.** That force by which a substance elects to unite with one substance rather than another. [Lat., *affinitas*.]

affluent (af'flu-ent). 1. Flowing toward; proceeding in a determinate direction. 2. In pathology, accumulating in excess in one part or organ; producing an afflux. 3. Confluent. [Lat., *affluens*, flowing to.]

afflux, **affluxion** (af'flucks, af-fluck'shon). A flowing to or into; in pathology, the accumulation of an unnaturally large quantity of fluid in any part of the body. [Lat., *affluere*, to flow toward.]

affusion. A pouring upon; especially the discharge of liquid from a reservoir upon any part of the body. It differs from douching in that the water is poured from a height. **cold a.** A method of cooling the body in fevers by pouring cold water over the patient. [Lat., *affusio*, noun of action from *affundere*, to pour upon.]

African lethargy. The African sleeping sickness.

afridol. Sodium hydroxymercuric tolylate, $\text{CaH}_3(\text{CH}_3)(\text{COONa})\text{HgOH}$, 2 : 3 : 1. An odorless, tasteless white powder solu-

ble with difficulty in neutral or acid mediums but soluble in an ammoniacal solution containing ammonium chlorid. It is said to be of value as a disinfectant and has been recommended in the treatment of parasitic diseases of the skin and scalp. It is on the market only as afridol soap which contains 4 per cent. of a.

after-action. A term used particularly in connection with nerve centers to designate the fact that they continue to react for some time after the stimulus ceases. In the sensory centers this action gives rise to after-sensations.

afterbrain. See *metencephalon*.

after-damp. The irrespirable mixture of carbon dioxide, carbon monoxid and other gases formed as the result of the explosion of fire-damp in coal-mines.

after-image. An impression of an object upon the retina which remains for a certain time after the light is withdrawn. **colored a.-i's**. Retinal impressions of objects looked at, which remain after the object has passed away from the field of vision. They may be either of the same color as the object or of a complementary color. **negative a.-i's**. A.-i's in which what is bright in the image corresponds to what is dark in the object, and *vice versa*; or in case of colored objects are complementary. **positive a.-i's**. Those in which the after-image retains its normal colors.

after-pains. Painful contractions of the uterus after delivery.

after-sensation. The persistence of a sensory perception after the sensory stimulus which gives rise to it has ceased to act.

after-treatment. A term generally applied to the management of a case after a surgical operation.

Ag. Chemical symbol for the element silver (*argentum*).

agalactia (ah-gal-ak'she-ah). A failure of the mammary secretion to appear after confinement or its untimely disappearance. [Gr., *a*, priv., + *gala*, milk.]

agalactorrhea (ah-gal-ak-to-rhe'ah). That form of agalactia in which there is a cessation of the flow of milk, as distinguished from an original absence of the secretion. [Gr., *a*, priv., + *gala*, milk, + *rein*, to flow.]

agamogenesis (a-gam-o-jen'e-sis). The production of offspring otherwise than by the union of parents of distinct sexes; asexual reproduction. [Gr., *agamos*, unmarried, + *genesis*, generation, birth.]

agar, **agar-agar**. A substance resembling isinglass, consisting of a dried seaweed, brought into commerce from the East Indies under the form of transparent colorless strips, almost wholly soluble in water. It absorbs water in the stomach and intestines and forms a jelly, which, being indigestible, increases the bulk of the feces. It is employed as a medium for the cultivation of the bacteria, and for making suppositories; more recently used in the treatment of constipation. [E. Ind.]

agaric (ag-ar'ik). A broad group of fungi. Especially belonging to genus *Agaricus*. **fly a.** *Amanita (Agaricus) muscaria*, *Amanita (Agaricus) phalloides*, two poisonous species; the latter often confused with *Psalliota (Agaricus) campestris*, the field mushroom. [Gr., *agarikon*, a tree fungus.]

agaricin (ag-ar'is-in). 1. A poisonous principle obtained from white agaric. It is official in Ger. Ph. as *agaricimum*, and is called agaric, or agaricic, acid. It should be prescribed under the name of agaric acid in order to insure uniformity. 2. An impure alcoholic extract of white agaric, improperly called agaricin, and commonly sold when agaricin is called for.

Agaricus (ag-ar'ik-us). 1. A large group of hymenomycetous fungi, divided into many sub-genera, now given generic rank. The group contains a large number of edible and a small number of poisonous species. Some of the more noteworthy are: **A. (Psalliota) campestris**. The usually eaten field mushroom. **A. chirogorum**. See *amadou*. **A. muscarius**. Syn.: *Amanita muscaria*. Fly agaric; bug agaric. A very poisonous species belonging to the *Amanita*, and containing the alkaloid *muscarin*. It must be carefully distinguished from the edible *A. caesareus*. **A. phalloides**. Syn.: *Amanita phalloides*. A very poisonous species also containing amanita toxin and a glucosid. **A. venenosus**. Probably *Amanita verna*, also a poisonous species, smaller than *Amanita phalloides*, and frequent at the edge of woods and fields. [For deriv. see *agaric*.]

ag'athin. A proprietary name for salicyl-methylphenylhydrazone. A greenish white crystalline substance used in neuralgia and rheumatism in the same manner as salicylic acid. [Gr., *agathos*, good.]

agenesia, agenesis (ah-jen-e'se-ah, ah-jen'esis). 1. Defective development or absence of a portion of the body. 2. Impotence or barrenness. [Gr., *a*, priv., + *genesis*, creation.]

agenosomus (ah-jen-os-o'mus). A monster characterized by median or lateral evagination, especially at the lower part of the abdomen, with defective development of the genitals. [Gr., *a*, priv., + *gennan*, to produce, + *soma*, body.]

ageusia (ah-gu'se-ah). Loss of the sense of taste. [Gr., *a*, priv., + *geusis*, the sense of taste.]

ag'ger. A prominence, as *a. nasi*, a ridge on the outer wall of the middle meatus of the nose. **a. perpendicularis, a. ponticulcus**. See *eminentia scaphae*, under *eminentia*. **a. valvarum venarum**. A little projection of the valves of a vein with the wall of the vessel. [Lat., *agger*, a heap.]

agglomerated (ag-lom'er-ā-ted). A term used in descriptive bacteriology meaning clustered together in a group, but not cohering. [Lat., *agglomeratus*.]

agglu'tinant. 1. Promoting the repair of

wounds by adhesion (said of sticking plaster and the like). 2. As formerly used, a medicine which favored the union of wounds by promoting absorption. 3. As a noun, agar, gelatin, and similar substances. [Lat., *agglutinans*, from *agglutinare*, to glue to.]

agglutina'tion. 1. The process of union in the healing of a wound. 2. In immunity the term is used to designate the loss of motility and the clumping together of motile bacteria in fluids or the grouping of cells, such as red blood corpuscles or trypanosoma by means of the serum of normal or of immunized animals. See *Widal's a. test.* **a. maxillae inferius**. Trismus. **a. squamaformis**. See *false suture*, under *suture*. **chief a.** See *haupt-agglutinin*. **immediate a.** The healing of a wound by simple adhesion. **major a.** See *haupt-agglutinin*. **mediate a.** Healing by the interposition of new material. **minor a.** See *metagglutinin*. **partial a.** See *metagglutinin*. [Lat., *agglutinatio*, n. of action from *agglutinare*, to glue to.]

agglu'tinin. A bacteriotropic principle contained in the normal serum, which is greatly increased by any of the intestinal infectious bacterial diseases and can also be produced artificially by the injection of non-fatal doses of such bacteria as *Bacillus typhosus* and *Spirillum cholerae* into animals. The serum of such animals will agglutinate the organism used for injection in very high dilution, the agglutinin combining with the receptors of the bacterial cell. It is destroyed by 75° C., acids and alkalis, and consists of two groups, a *combining* and an *agglutinating group*. **chief a.** See *haupt-a.* **group a.** An a. consisting of certain substances which act specifically on one species, but containing others which, in addition, will act on another species. This explains immune typhoid serum acting in a lower dilution on the paratyphoid bacillus. **haupt-agglutinin**. See under special heading. **ido-a.** An a. consisting of substances acting specifically on a single species of cells. **major a.** See *haupt-a.* **minor a.** See *metagglutinin*. **partial a.** See *metagglutinin*.

agglutin'ogen. The antigen or substance in the foreign cell, which produces the agglutinin when injected into an animal.

agglu'tinoid. An agglutinin changed by heating to 65° C., or by the action of acids, so that its active group, or agglutinating receptors, can no longer act. Its combining or haptophorous group can still unite with the combining receptors of the bacterium.

agglutogen'ic. Causing the formation of agglutinins.

agglutom'eter. An instrument containing a suspension of dead typhoid bacilli and used for obtaining the macroscopic agglutination test from diluted typhoid blood.

aggressin (ag-res'in). A supposititious substance, produced by living organisms injected into animals, and liberated as an

- endotoxin by bacteriolysis. It is supposed to inhibit the action of the leukocytes preventing phagocytosis, and the bacteria thus become more aggressive. Virulent organisms thus produce their own antibodies as a defense to themselves. [Lat., *aggressor*, an assailant.]
- aglobulia, aglobulism** (ah-glo-bu'le-ah, ah-glo'bu-lism). A deficiency in the number of the red corpuscles of the blood. Oligocythemia. [Gr., *a*, priv., + Lat., *globulus*, a globule.]
- aglossia** (ah-glos'se-a). 1. Congenital absence of the tongue. 2. Loss of the faculty of speech. [Gr., *a*, priv., + *glossa*, tongue.]
- aglossostoma** (ah-glos-sos'to-mah). A monster showing absence of the tongue and closure of the mouth. [Gr., *a*, priv., + *glossa*, tongue, + *stoma*, mouth.]
- ag'mina**. Collected multitudes. **a. digitorum manus**. The phalanges of the fingers. [Lat., pl. of *agmen*, a crowd.]
- ag'minate**. Arranged in clusters. [Lat., *agmen*, a group.]
- agnathia** (ag-na'the-ah). Congenital absence of one or both jaws. [Gr., *a*, priv., + *gnathos*, jaw.]
- agné'a, agnoí'a**. Loss of the perceptive power either tactile, auditory, optic, gustatory, etc. [Gr., *agnóia*, from *agnóein*, not to perceive.]
- ag'nin**. A fat prepared from sheep's wool. [Lat., *agnus*, a lamb.]
- agnosia** (ag-no'se-ah). Inability to recognize the import of sensory stimuli. [Gr., *a*, priv., + *gnosia*, perception.]
- ag'ogue**. A suffix denoting agents causing evacuation or flow, as hydragogue, emmenagogue. [Gr., *agoge*, a carrying off.]
- agomphosis** (ah-gom-fo'sis). Loosening of the teeth from disease. [Gr., *a*, priv., + *gomphoein*, to fasten with nails.]
- ag'ony**. 1. Anguish of mind; sore trouble or distress. 2. The death struggle. [Lat., *agonia* (Gr., *agonia*), contest, struggle.]
- agopyrin** (ag-op-ir'in). A proprietary preparation, containing ammonium chloride, cinchonin sulphate and salicin.
- agorapho'bia**. Morbid fear of open spaces. [Gr., *agora*, a market place, + *phobos*, fear.]
- ag'ra**. A suffix signifying severe pain as in *podagra*. [Gr., *agra*, a seizure.]
- agrammatism**. An aphasic disturbance characterized by "inability to form words grammatically and to arrange them in sentences syntactically." See *paraphasia*. [Gr., *agrammatos*, unable to read or write.]
- agraphia** (ah-graf'e-ah). Inability to write, due to disease of the central nervous system. A mental defect in which the patient finds it difficult or impossible to recall or arrange written characters. [Gr., *a*, priv., + *graphie*, the art of writing.]
- Agrimonia** (ag-ri-mo'ni-ah). Liverwort; a genus of the suborder *Roseae*, tribe *Rosidaeae*. **A. eupatoria**. Hemp-agrimony. A species growing wild in the United States and Canada. It contains a bitter principle and tannic acid, and is sometimes used as a tonic and astringent. [Gr., *agros*, field, + *monos*, alone.]
- agrip'pa**. A person born feet foremost. [Probably from the Roman family name, one of the Agrippas having been born feet foremost.]
- agroma'nia**. A passion for solitude or a country life. [Gr., *agros*, field, + *mania*, madness.]
- agryp'nia**. Persistent insomnia. [Gr., *agrypnos*, sleepless.]
- ague** (a'gu). A popular name for malaria. See *malaria*. **latent a.** 1. Intermittent fever in which the paroxysms are not attended with a chill. 2. A form without paroxysms, in which there is a feeling of great depression and chilliness, pains, and a coated tongue. [Fr., *aigu*, acute.]
- ag'urin**. Theobromin and sodium acetate; a proprietary diuretic.
- aho'ra**. Retarded development. [Gr., *aoros*, untimely, immature.]
- Ailanthus, Ailantus** (a-lan'thus, a-lan'tus). Syn.: *Chinese sumach*; *tree of heaven*. A genus of the *Simarubaceae*. **A. excelsa**. An East Indian species; the bark is used in India as a tonic and febrifuge. **A. glandulosa**. A large tree indigenous in Eastern Asia, cultivated in the United States as a shade tree. It is sometimes used medicinally. [Chinese, *ailanto*.]
- ailuropho'bia**. Cat phobia or compulsion. [Gr., *ailourus*, cat, *phobos*, fear.]
- ainhum** (án'hum). A disease of African countries characterized by the formation of a constricting ring around one or more digits, usually the little toe, and the gradual spontaneous amputation of the affected part. [Said to be an African word meaning "to saw."]
- air**. A name originally applied to any gas. It is now restricted to the gas forming the earth's atmosphere, which is a mixture of 78 per cent. nitrogen, 21 per cent. oxygen, 0.03 per cent. carbon dioxide, and 0.94 per cent. argon by volume. It contains beside very small amounts of helium, krypton, neon, and xenon. It may also contain water vapor, ammonia, nitric acid, nitrous acid and ozone, beside other occasional vapors. **alveolar a.** The air contained in the alveoli of the lungs. **complemental a.** The volume of a. in addition to the tidal a. which may be drawn into the lungs by a forced inspiration. **dephlogisticated a.** Oxygen. **expired a.** The a. forced from the lungs in respiration. **inspired a.** The a. taken into the lungs in inspiration. **fixed a.** Carbon dioxide. **liquid a.** A. condensed by pressure to the form of a liquid. It has been used as a refrigerant and caustic. **minimal a.** The small amount of a. left in the lungs after their collapse from the opening of the chest wall. It is the a. entrapped in the alveoli by occlusion of the small bronchioles opening into the alveoli. **reserve a.** Syn.: *respiratory reserve*. The volume of a. that may be voluntarily forced from the lungs after an ordinary respiration. **residual a.** Syn.: *respiratory residue*. The volume of

- a. that remains in the lungs after the most forcible respiration. **stationary a.** The amount of a. which remains constantly in the lungs in ordinary respiration. **supplemental a., supplementary a.** See *reserve a.* **tidal a.** Syn.: *breath, breathing a., breathing volume.* The volume of a. taken in at one inspiration in ordinary tranquil breathing. For other combinations of the word *air*, as *air-chamber, air passages*, see *separate heads.* [Gr., *aer.* Lat., *aer, air.*]
- air-chamber.** In prosthetic dentistry improperly used for vacuum-chamber.
- airol** (a'e-röl). Bismuth oxyiodogallate. A dark grayish green, odorless and tasteless powder. An external antiseptic, used in a 10 per cent. emulsion in gonorrhoea.
- air passages.** The passages through which air reaches the vesicular structure of the lungs, including the nasal passages, mouth, larynx, trachea, and bronchial tubes.
- a'ja-a'ja.** See *agar-agar.*
- ajowan** (aj'ow-an). See *Carum ajowan*, under *Carum.* A stearopten obtained from the essential oil of a.; the same as thymol.
- ak.** For words in *ak* see *ac.*
- akath'isia.** A phobic or compulsive idea preventing one from sitting down and frequently related to an unconscious infantile fecal fantasy. [Gr., *a, priv., + kathesthai*, to sit.]
- Al.** Chemical symbol for the element *aluminium.*
- ala** (a'lah). Pl. *alae.* 1. A wing-like structure. 2. Any winglike process of a bone, a muscle, or any other part of the body. 3. The pavilion of the ear. **alae atlantis.** The transverse process of the atlas. **a. auris, a. auriculae.** The pinna of the ear. **a. cinerea.** A small triangular tract of gray matter in the lower part of the fourth ventricle. **a. descendens.** The pterygoid process of the sphenoid bone. **alae diaphragmatis.** The lateral segments of the diaphragm. **a. fornicis.** The posterior pillar of the cerebral fornix. **a. lobus centralis.** A lateral part of the lobus centralis cerebelli. **alae magnae.** The great, or temporal wings of the sphenoid bone. **alae narium, alae nasi.** The lower lateral cartilages of the nose. **alae of the sacrum.** The wings of the sacrum. **alae parvae.** The lesser, or orbital wings of the sphenoid bone. **alae ptergoideae.** The pterygoid processes of the sphenoid bone. **alae vespertilionis.** Lit., "bat's wings." The broad ligaments of the uterus, so-called from their resemblance to the outspread wings of a bat. [Lat., *ala*, a wing.]
- alalia** (ah-la'le-ah). Inability to utter words, especially when due to injury or disease of the vocal apparatus itself or the peripheral nervous mechanisms. [Gr., *a, priv., + lalein*, to talk.]
- al'anin.** Syn.: *lactamic acid, a. amidopropionic acid.* A body, $\text{CH}_3\text{CHNH}_2\text{COOH}$, formed by the hydrolysis of proteins.
- alan'tin.** Inulin.
- alan'tol.** An oily liquid, boiling at 200°C ., and having probably the composition $\text{C}_{10}\text{H}_{16}\text{O}$, obtained from ecampane root and forming what was formerly known as helenin.
- alapu'rin.** A purified fat made from wool.
- a'lar.** 1. Pertaining to a wing. 2. Pertaining to the shoulder or the axilla. [Lat., *alaris.*]
- alba** (al'bah). The white substance of the central nervous system. [Lat., fem. of *albus*, white (*substantia* understood).]
- albargin** (al-bar'jin). Gelatin silver. A compound of silver nitrate with gelatin, containing from 13 to 15 per cent. of silver. It is used as a substitute for silver nitrate in the treatment of gonorrhoea.
- albe'do.** Whiteness. **a. unguium.** The white part at the base of the nail; the lunule. [Lat., *albere*, to be white.]
- albidurea** (al-bid-u're-ah). Excretion of a white or pale urine. [Lat., *albidus*, whitish, + Gr., *ouron*, urine.]
- al'binism.** A congenital absence of pigment in the skin. It may be complete or confined to limited areas.
- albi'no.** A person in whom the normal pigmentation of the epidermis, the hair, the iris, and the choroid is congenitally deficient, the skin being uncommonly white, the hair yellowish, resembling flax or silk in color; and the eyes pinkish and more or less affected with photophobia, blepharospasm, and occasionally, nystagmus. [Span. or Port., *albino*, orig. whitish, from *albo*, white. Lat., *albus.*]
- albofer'rin** (al-bo-fer'in). A proprietary preparation of iron.
- al'bolene, al'bolin.** A proprietary liquid petrolatum. It is nearly colorless.
- albuginea** (al-bu-jin'e-ah). A layer of firm, white, fibrous tissue forming the investment of an organ or part. **a. epididymidos.** The fibrous coat of the epididymis, resembling the *a. testis*, but much less firm and strong. **a. lienis.** Syn.: *tunica propria of the spleen.* The white, highly elastic fibrous coat, lying directly beneath the serous investment of the spleen. **a. ovarii.** The layer of firm fibrous tissue lying beneath the epithelial covering of the ovary. **a. penis.** A strong, very elastic white fibrous coat, forming an investment common to both corpora cavernosa of the penis. **a. renis.** The fibrous capsule of the kidney. **a. testiculi, a. testis.** The thick, unyielding layer of white fibrous tissue lying beneath the tunica vaginalis. [Lat., *albus*, white.]
- albugin'eous, albu'ginous.** Of or pertaining to the albuginea.
- albugo** (al-bu'go). A white spot or film upon the cornea. [Lat., *albus*, white.]
- albu'kalin.** A body, $\text{C}_8\text{H}_{16}\text{N}_2\text{O}_6 + \text{H}_2\text{O}$, found in the blood of leukemic patients.
- albu'men.** 1. An old name for albumin. 2. Term still applied at times to the white of an egg. **test solution of a.** A filtered solution of the white of one egg in

100 c.c. of distilled water [U. S. Ph.] [Lat., *albumen*, *albuminis*, white of egg.]

albumin. A group of protein substances, one of which is the chief and characteristic constituent of white of egg; substances also found in the blood, in chyle, lymph, and all serous fluids, as well as in the juice of flesh, in the brain, the pancreas, and the liquor amnii, and generally in all transudations from the blood vessels. They are coagulable by heat and by treatment with strong acids. In certain diseased conditions they are found in the urine. See *albuminuria*. They are present, in small quantities, in vegetable juices. In their chemical behavior the albumins are weak acids, forming salts (*albuminates*) with bases; they also combine with acids to form the compounds known as *acid a's*. For the properties and chemical composition of the different varieties of a. see *egg a.*, *serum a.*, and *vegetable a.* **acid a.** A compound formed by the action of an acid upon a. **a. in urine, how to determine the amount present;** see in *appendix*, page 893. **a. in urine, test for,** see in *appendix*, page 893. **alkali a.** The product formed by the action of weak alkalis upon albumin. **Bence-Jones a.** See under *Bence-Jones*. **blood a.** See *serum a.* **circulating a.** 1. Voit's term for the albumin present in the liquids of the body in non-organized form but utilizable by the tissues in metabolism. The term is contrasted with tissue albumin or protein contributing part of the living tissue. 2. A. in solution in the lymph as distinguished from that stored in the tissues. **crystalline a.** Different crystalline forms obtained from seeds and nuts. **egg a.** [*albumen ovi*, Br. Ph., 1867]. The variety of a. occurring in white of egg. **incipient a.** A name given by Prout to a variety of imperfect a. present in chyle and in chylous urine. **muscle a.** A variety of a. present in small quantities in the aqueous extract of muscular tissue. **myosin a.** Of F. W. F. Ross, the mixed a's of meat. **native a.** An a. occurring in the natural state in animal or vegetable tissues or juices. **serum a.** Syn.: *blood a.* The variety of a. present in blood serum and supposed to be identical with the form usually found in albuminous urine. **soluble a.** A. that has not been coagulated or so changed by chemical reagents as to be insoluble in water. **vegetable a.** The variety of a. found in vegetable tissues and juices. **wehy a.** An albuminous substance, readily soluble in water, obtained, along with another less soluble a., from whey. [Lat., *albumen*.]

albuminate. A compound of albumin with a base or an acid. See *acid* and *alkali albumin*.

albuminid. Acid albumin derived from serum albumin by the action of dilute acids.

albuminiferous. Producing or generating albumin. [*Albumin* + Lat., *ferre*, to bear.]

albuminimeter (al-bu-min-im'et-er). An

apparatus for estimating the amount of albumin in a liquid. [*Albumin* + Gr., *metron*, a measure.]

albuminoid. 1. (Adj.) Resembling albumin; of or pertaining to a substance resembling albumin. See *a. degeneration*. 2. (N.) One of a class of very complex nitrogenous substances called proteins of which ordinary albumin is a type.

albuminous. Of or pertaining to albumin; containing albumin.

albuminuria (al-bu-min-u're-ah). 1. The presence of albumin in the urine. 2. That condition or habit of the body in which there is a tendency to the discharge of albumin in the urine. It is often used as a synonym for Bright's disease. See also *globulinuria* and *peptonuria*. **acute a.** Acute Bright's disease. **a. gravidarum.** A. occurring during pregnancy. **a. renalis.** Nephrogenous a. **cardiac a.** A. which has for its cause some disease of the heart. **chronic a.** Chronic Bright's disease. **cyclic a.** Of F. W. Pavy, "a. in the apparently healthy," "intermittent a." or "a. in adolescents," from his observation of a diurnal periodicity in the maximum excretion of albumin. **dietetic a.** Temporary a. due to taking large quantities of albuminous food. **false a.** A. in which some albuminous substance, usually nuclear albumin, not serum albumin, appears in the urine. **febrile a.** A. due to a febrile condition. **functional a.** A. due to digestive or neurotic disturbances or to alterations in the composition of the blood. **hematogenous a.** A. due to some morbid condition of the blood and not to any structural disease of the kidney. **mixed a.** A combination of true and false a.; i. e., an a. in which the urine contains albumin derived from the blood circulating in the kidneys, together with blood, pus, and mucus from the urogenital tract. **nephrogenous a.** A. due to kidney disease, as distinguished from hematogenous a. **pathological a.** A. dependent upon some diseased condition, as distinguished from physiological a. **physiological a.** A temporary a. occurring in a healthy condition of the body and having no pathological significance. **sero-a.** A. in which only serum albumin is found in the urine. **toxic a.** A. dependent upon the introduction of a poison into the system. **true a.** A. in which the albumin enters the urine at the time of its secretion in the kidneys. [Lat., *albumen*, + Gr., *ourein*, to urinate.]

albumose. The mixture of soluble substances formed in the peptic digestion of proteins and precipitated by saturation with ammonium sulphate. They are probably mixtures of polypeptides. See *anti-albumose*, *deutero-albumose*, *dysalbumose*, *hemi-albumose*, *hetero-albumose*, *protalbumose*.

albumosuria. A morbid condition characterized by albumose in the urine. **myelopathic a.** Invasion of the cancellous tissue of the bones of the trunk by a cellular growth, with disappearance of

that tissue and the presence of large quantities of albumose in the urine.

alcaptonuria (al-kap-to-nu're-ah). An abnormal condition of human metabolism in the human body. The urine contains homogentisic acid, which is formed from the tyrosin and phenylalanin groups of the protein molecules.

alcarnose (al-kar-nös). A proprietary preparation of predigested meat.

alcarome (al'kar-öm). An aromatic liquid, proposed as a base for elixirs, made from coriander, oil of cassia, magnesium carbonate and cardamom seeds, digested in alcohol.

alchemy (al'kem-e). The crude beginnings of chemistry in the Middle Ages. Much occupied with seeking the elixir of eternal life and the transmutation of metals into gold. [Arab., *Al-kimiä*.]

alcohol (al'ko-hol). 1. The pure spirit of wine, ethyl alcohol or ethyl hydroxid, C_2H_5OH , obtained by distillation from all liquids which have undergone vinous fermentation. When it contains about an equal weight of water, it is termed proof spirit. The first product of distillation is technically called *low wines* and is again subjected to distillation. The latter portions of what comes over are called *feints* and are reserved for a further process in the wash-bowl. The second product is termed *raw spirit* and when again distilled is called *rectified spirit*. The strongest alcohol that can be produced is termed *absolute alcohol*, or *anhydrous alcohol*, to denote its entire freedom from water. 2. The U. S. Ph. name for a liquid composed of 91 per cent. by weight (94 per cent. by volume) of absolute ethyl alcohol and 9 per cent. by weight (6 per cent. by volume) of water. Alcohol is used by some as a heart stimulant in diseases associated with debility or depression of the system, as typhoid and typhus fever, diphtheria, etc., generally in the form of wine or spirits. Locally, alcohol is antiseptic and astringent and is used in the preservation of anatomical and biological preparations. It is also universally used in the making of tinctures and fluid extracts. 3. A general name for organic hydroxid compounds, derived from hydrocompounds by replacing hydrogen by the group hydroxyl (OH). Alcohols are divided into *hydric*, *dihydric*, and *trihydric*, according as one, two, or three hydroxyl radicles enter into their composition. Alcohols are also divided into primary, secondary, and tertiary a's, according as the hydroxyl radicle is attached to a primary, secondary, or tertiary carbon atom. **absolute a.** See *a. absolutum*. **a. absolutum**. A liquid containing 99 per cent. of ethyl alcohol [U. S. Ph.; Br. Ph.]. See *ethyl a. a.* **amylicum** (amylic alcohol). 1. A name for fusel oil, an oily, nearly colorless liquid having a strong, offensive odor and an acrid taste. It is an active irritant poison. See *fusel oil*. 2. Any one of the alcohols, which contain five carbon atoms, $C_5H_{11}OH$. The isobutyl a. is the chief

constituent of fusel oil. **a. dilutum**. A liquid containing 49 per cent. of ethyl a. [U. S. Ph.]. **aromatic a.** An a. in which one of the hydrocarbon groups is phenyl, C_6H_5 , or one of its homologues. **butyl a.** CH_3OH . One of the constituents of fusel oil. **cumin a.** An aromatic alcohol, $C_{10}H_{14}O$, derived from cuminic aldehyd. **denatured a.** A commercial term for any alcoholic liquid which has been rendered unfit for drinking, so that it may be sold without a license. **deodorized a.** Ethyl a. from which odorous and coloring matters have been removed by filtration through charcoal. **dilute a.** See *a. dilutum*. **ethyl a.** NCH_3-CH_2-OH . A colorless mobile liquid, almost odorless and having a burning taste. It is inflammable, burning with a blue flame. Specific gravity, 0.789 at 20° C. Boiling point, 78.3° C.; melting point, 112° C. It has a strong affinity for water; when mixed with equal parts of it, there is an evolution of heat and a contraction of volume. It is one of the most valuable organic solvents and the mother substance of many important pharmaceutical preparations. For certain industrial purposes it is denatured. **methyl a.** Syn.: *wood spirits*, *wood alcohol*, CH_3OH . A colorless liquid of a peculiar pleasant odor. It is inflammable and its boiling point is 67° C. Its poisonous effect is much greater than that of ethyl a. It is prepared from the distillation products of wood. **myricyl a.** Melissyl alcohol, $C_{30}H_{62}OH$. **vanillyl a.** The compound, $C_6H_4(OH)(OCH_3)CH_2OH$, formed from vanillin by reduction. **wood a.** See *methyl a.* [Arab., *al*, the, + *koh'l*, the fine powder of antimony used in the East to paint the eyebrows, indicating something very subtle.]

alcoholase (al'ko-hol-äs). An enzyme which decomposes alcohol. See *zymase*.

alcoholate (al'ko-hol-ät). 1. Any one of a class of medicines which differ from alcoholic tinctures, first, in that the solvent contains the volatile principles of medicinal substances, and, second, in the mode of preparation, which consists in impregnating the alcohol with medicinal principles, first by maceration and then by distillation. 2. A chemical compound in which one atom of hydrogen in the alcohol is replaced by metal.

alcohol'ic. 1. Of or pertaining to an alcohol, especially to ethyl alcohol. 2. Prepared with or contained in alcohol, as an a. specimen. 3. A chronic drinker. **a. fermentation.** See under *fermentation*.

al'coholism. The morbid phenomena due to excessive use in alcoholic beverages.

acute a. 1. Acute intoxication produced by alcohol. 2. Acute alcoholic delirium. See *delirium tremens*. **chronic a.** The series of phenomena induced by the persistent and immoderate use of alcoholic beverages. [Lat., *alcoholismus*.]

al'coholize. 1. To transform into alcohol; of dilute alcohol, to free from water. 2.

To mix with alcohol. 3. To produce alcoholism in the animal organism.

alcoholometer (al-ko-hol-om'et-er). An instrument (usually a hydrometer) for determining the strength of spirits. [*Alcohol* + Gr., *metron*, a measure.]

aldehyd (al'de-hid). 1. Any one of a large class of compounds which contain the CHO radicle (aldehyd radicle) in combination with hydrogen or an allyl or aryl radicle. The a's are the first oxidation product of the alcohols. 2. See *acetic a. acetic a.* CH_3CHO . A very volatile liquid, boiling at 21°C . **benz-a.** See *oil of bitter almond*, under *almond*.

form-a. H.CHO . At ordinary temperatures a gas of very penetrating and irritating odor. An excellent bactericide. In 40 per cent. aqueous solution it is known as *formalin*. **salicylic a.** $\text{C}_6\text{H}_4\text{OH.CHO}$. A fragrant colorless liquid. It has antiseptic and diuretic properties. [Lat., *aldehydum*, a contraction of *alcohol dehydrogenatus*, alcohol deprived of hydrogen.]

aldehydase (al'de-hi-dās). An enzyme having the power to oxidize an aldehyd. A specific member of this group found in the liver is *salicylase*, which oxidizes salicylic aldehyd to salicylic acid.

ale (āl). A fermented liquor made from the wort of barley malt flavored with hops. [Ang.-Sax., *eadu*.]

alemb'ic. A utensil used in distillation. [Arab., *al*, the, + Gr., *ambix*, beaker.]

alembroth (al-em'broth). A crystalline salt, $\text{Hg}(\text{NH}_4)_2\text{Cl}_2\text{H}_2\text{C}$, made by dissolving mercuric chlorid and ammonium chlorid in boiling water. It was used for a time by Lister as an antiseptic. [Lat., *sal alembroth*.]

Aleppo boil, A. button. See *Oriental sore*, under *sore*.

alcresta-. Used as a prefix to names of alkaloids prepared by precipitating them in combination with hydrous aluminum silicate.

Alet'oris farino'sa. Star-grass, colic-root, unicorn-root, devil's-bit, blazing-star; a species growing through the United States. The rhizome contains a bitter principle which is tonic in small doses and emetic and cathartic in large doses.

aleukemia (ah-lu-ke'me-ah). A deficiency of white cells in the blood. [Gr., *a*, priv., + *leukos*, white, + *aima*, blood.]

Aleurites (al-u-ri'tes). A genus of the *Euphorbiaceae*, of the tribe *Jatrophaeae*. **A. triloba.** The akhrouit, candlenut-tree, or candleberry-tree, found on the islands of the Indian and South Pacific oceans. It furnishes a cathartic oil. [Gr., *aleurites*, made of flour, from the white dusty substance on the plant.]

aleurom'eter. An apparatus for testing the suitability of flour for breadmaking. [Gr., *aleuron*, flour, + *metron*, measure.]

aleuronat (al-u'ro-nat). A vegetable albumin used as a substitute for bread for diabetes and also as an injection in the serous cavities of animals to produce an exudate of leukocytes for experimental purposes. [Gr., *aleuron*, flour.]

aleurones. Crystalloid proteids stored in

plants, products of simpler syntheses in plant metabolism. [Gr., *aleuron*, flour.]

Alexander-Adams' operation. Shortening the round ligaments of the uterus, through the inguinal canals and suturing them to the pillars of the external ring and the conjoined tendon. Sometimes called *Alqui's o.* [William Alexander, Liverpool surgeon, and James A. Adams, Glasgow surgeon. First described in 1844.]

Alexander's operation. See *Alexander-Adams' o.*

alexia. A loss of the knowledge of the significance of word symbols without loss of visual perception. [Gr., *a*, priv., + *lexis*, word.]

alexin (al-eks'in). The term given by Buchner in 1889 to the substance in normal blood which he regarded as a single and universal protective agent against bacteria and other foreign cells. It was destroyed by heating to 56°C . and represents to-day the complement of Ehrlich, which, however, consists of a plurality of substances. [Gr., *alexin*, to defend.]

alexipyretic (al-eks-e-pi-ret'ik). Preventive or curative of fever; as a febrifuge. [Gr., *alexin*, to ward off, + *pyretikos*, feverish.]

Algae (al'je). The chlorophyll-containing thallophytes, as opposed to the chlorophyll-tree fungi. Certain species of A. impart unpleasant tastes or odors to drinking water and they are very prevalent in fresh water as microorganisms. [Pl. of Lat. *alga*, seaweed.]

algedonic. Related to the pleasure-pain concepts and their bearing on conduct.

algisia (al-je'se-ah). Sensibility to pain. Opposed to analgesia. [Gr., *algesis*, a sense of pain.]

algid (al'jid). Characterized by extreme chilliness of the surface and extremities of the body; chilled with cold. **a. cholera.** Asiatic cholera, so-called because of its characteristic lowering of body temperature. [Lat., *algidus*.]

algin (al'jin). Syn.: *alginic acid*. The residual by-product in the wet process of obtaining iodine from certain marine algae. It has considerable alimentary value. [Lat., *alga*, a seaweed.]

al'gin. Syn.: *bitter of aloes*. A glucosid contained in and constituting the active principle of aloes. [U. S. Ph., Br. Ph.]

algotol'nia. The unconscious association of pain with sexuality as seen in the more frank expressions of sadism or masochism and widespread in minor manifestations as in teasing, jealousy and related stimuli. [Gr., *algos*, pain, + *lagneia*, lust.]

algopho'bia. Morbid dread of pain. [Gr., *algos*, pain, + *phobos*, fear.]

alienation (āl-yen-ā'shun). Mental disorder. **mental a.** A loose term including every form of deviation from the physiological mental activities in conduct. In law, an insanity, varying according to situation involved, state in which statute is made, etc. [Lat., *alienare*, to make strange.]

al'ienism. The branch of medicine that

deals with mental disorders. See also *psychiatry*. [Lat., *alienus*, of another.]

alienist. One who investigates mental disturbances. Psychiatrist.

al'iment. Any substance capable of nourishing or repairing the waste of the body. Food. [Lat., *alimentum*, nourishment.]

alimen'tary. 1. Nourishing, nutritious. 2. Pertaining to alimentation, as alimentary tract or canal. **a. canal.** See under *canal*. **a. principles.** Name given to the food stuffs found in different foods. They consist of: water, inorganic salts, proteins, fats, and carbohydrates.

alimenta'tion. 1. A process or system of giving food. 2. The processes of digesting and absorbing food. **artificial a.** The nourishing of persons who are unable or unwilling to take food in the ordinary way. **forced a.** 1. The feeding of a person against his will. 2. The giving of more food to a person than he craves, as in Weir Mitchell's treatment. **rectal a.** Feeding by means of nutrient enemata. [Lat., *alimentum*, nourishment.]

aliphatic (al-if-at'ik). Derived from or pertaining to the a. series, a series of chemical compounds which may be derived from the open chain hydrocarbons in contradistinction to the carbocyclic and heterocyclic series of organic chemical compounds. [Gr., *aleiphar*, oil.]

alis'min. An acrid, bitter extract, probably a mixture of several substances, obtained from *Alisma plantago*.

alizarin (al-iz'ar-in). Dihydroxyanthraquinon. A red dye-stuff extracted from madder (*rubia tinctorum*). Now prepared from the products of coal-tar. Used extensively in dyeing cotton. [Probably from Arab. *al*, the, + *acara*, to press.]

alkalescent (al-ka-les'ent). Weakly alkaline; becoming alkaline. [Lat., *alcalescens*.]

alkali (al'ka-li). A chemical compound of a strong base with either a weak acid (AsCO_2) or with the hydroxyl radicle. In an aqueous solution it is dissociated into the positive ions of the metal and hydroxyl ions. The strength of the alkali depends upon the number of hydroxyl ions present in its solution. A's have the power of neutralizing acids with which they form salts. They have also the property of turning many vegetable matters blue, a color test which is used to detect their presence. List of poisons and their antidotes, see in *appendix*, page 938. **a. albuminate.** The product formed by the action of an alkali upon a proteid at ordinary temperature. **a. metals.** Lithium, potassium, sodium, rubidium and cesium. **caustic a.** Any hydroxyd of the a. metals. [Arab., *al*, the, + *kali*, the plant from which soda was first obtained.]

alkalimetry (al-ka-lim'et-re). The determination of the amount of an alkali by titration, based upon changes in color caused by the action of acids and alkalis upon various dyes. [*Alkali*, + Gr., *metron*, a measure.]

alkaline (al'ka-lin). Of alkalis; of the nature of an alkali. **a. earths.** The oxids of the metals, calcium, strontium and barium.

alkalinu'ria. Alkalinity of the urine. [*Alkali*, + Gr., *ouron*, urine.]

alk'aloid. 1. Resembling an alkali. 2. Any alkaline principle found in plants. A general name applied to the large group of organic bases found in plants which have marked physiological action. Morphine, quinine, caffeine, nicotine, atropine, coniine, and strychnine are alkaloids. The majority of a's are formed by plants; some are prepared synthetically. They are mostly solid, crystallizable substances, except nicotine, the active principle of tobacco, and coniine, the active principle of conium. These are liquid and volatile.

cadaveric a. An a. generated in dead bodies by the processes of putrefaction.

glucosid a. A substance which shows the properties and reactions of an a., but, like a glucosid, may be decomposed by dilute acids into glucose and another compound. [*Alkali*, + Gr., *eidōs*, form.]

alkamet'ric. Pertaining to the apportionment of doses of alkaloids.

alk'anet. 1. A commercial name for several different plants belonging to the genera *Anchusa* (*Alkanna*, *Lithospermum*, and *Lawsonia*). 2. The root of *Anchusa tinctoria*, which is used for its red coloring matter. [Lat., *alkanna*.]

alkan'in. A principle contained in *Alkanna* (*Anchusa tinctoria*): a red dye.

alkap'ton. An amorphous, brownish or yellowish, nitrogenous substance discovered in the urine under certain pathological conditions. It stains the linen, particularly when the urine becomes alkaline.

alkaptonu'ria. The morbid condition in which alkapton is present in the urine. Such urine turns dark on standing.

alkyl (al'kil). The chemical univalent radicle, derived from any saturated aliphatic hydrocarbon by the extraction of one hydrogen atom.

al'lachesthesia (al-ak-es-the'ze-ah, al-ok-es-the'ze-ah). The placing of a tactile sensation elsewhere than at the point of touch. [Gr., *allache*, elsewhere, + *aisthesis*, feeling.]

allantiasis (al-an-ti'as-is). Sausage poisoning, produced by a soluble exotoxin from the *Bacillus botulinus*. [Gr., *allās* (*allant-*), a sausage.]

allan'toate. A salt of allantoic acid.

allanto'ic. Of, pertaining to, or derived from the allantois. **a. fluid.** The fluid contained in the sac of the allantois. **a. vessels.** The umbilical vessels.

allan'toin. A colorless, crystalline body, found in the allantoic fluid of the cow, in the urine of new-born children, in the urine of adults in very small amount, and in larger quantities in the urine of pregnant women. [Lat., *allantoina*.]

allantois (al-an'to-is). An organ developed from the hind-gut of the embryo in early fetal life. Within the body it enters into the formation of the bladder,

externally it contributes to the formation of the umbilical cord and placenta. [Gr., *allos*, sausage, + *eidōs*, resemblance.]

allelomorph. In the Mendelian theory a unit character. [Gr., *allelon*, of one another, + *morphe*, form.]

al'ergen, al'ergin. The antigen producing allergy or anaphylaxis.

allergia, allergy (al-er'je-ah, al'er-je). The condition of an infected organism towards a reinfection by the primary infection or its reaction towards the toxin of that infective agent. The allergy may be in the line of hypersensitiveness, anaphylaxis or of immunity. [Gr., *allos*, other, + *ergon*, energy.]

allia'ceous. Pertaining to garlic; having an odor resembling that of garlic.

Allingham's operation for hemorrhoids. Ligation of the tumors after partially dividing their bases with scissors, so as to leave as little to be tied off as possible except the vessels supplying them. [William Allingham, English surgeon, 1830-1900.]

Allium. 1. A genus of the *Liliaceae* of the tribe *Asphodeleae*. 2. The bulb of garlic, *A. sativum*. It was formerly much esteemed as a diuretic and an emmenagogue. **A. cepa.** Syn.: *Cepa*, *Cepa vulgaris*. The onion: the bulb is stimulant, expectorant, and diuretic; externally it acts as a mild irritant by virtue of a volatile oil that it contains. **A. porrum.** The leek. The scaly bulb has been occasionally employed medicinally. **A. vulgare.** Common garlic. [Lat., *alium*, or *allium*, garlic.]

allo- A prefix from the Gr. *allos*, other.

allochiria, allocheiria (al-o-ki're-ah). A derangement of the sense of touch in which a tactile impression made on one side of the body is apt to be referred by the patient to the corresponding point on the opposite side; observed in hysteria and in locomotor ataxia. [Gr., *allos*, another, + *cheir*, the hand.]

allog'amy. In botany, cross-fertilization. [Gr., *allos*, other, + *gamos*, marriage.]

al'lo-isom'erism. The special isomerism of the ethylene derivatives.

allola'lia. A general term for affections of the faculty of speech. [Gr., *allos*, different, + *lalein*, to speak.]

allomor'phism. A change of shape (said, in teratology, of gross developmental abnormalities unaccompanied by apparent histological changes). [Gr., *allos*, different, + *morphe*, shape.]

allop'athy (al-lop'ath-e). The art of curing disease, founded upon differences by which a morbid state is relieved by inducing a different action in the body. The term is incorrectly applied to the regular school of medicine by the homeopaths. [Gr., *allos*, other, different, + *pathos*, suffering.]

allopsychic (al-o-si'kik). Pertaining to mind in its relation to the external world. [Gr., *allos*, other, + *psyche*, mind.]

alloorhythmia (al-o-rith'me-ah). Irregular cardiac rhythm.

allotoxin (al-o-toks'in). Any substance

produced by the tissues which acts as a defense against toxins. [Gr., *allos*, other, + *toxīn*.]

allotrio- A prefix from the Gr. *allotrios*, strange.

allot'riodon'tia. 1. The transplantation of teeth from one person to another. 2. An abnormal situation of teeth, as in a dermoid tumor. [Gr., *allotrios*, foreign, + *odous*, a tooth.]

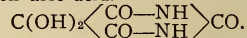
allotriophagy (al-ot-re-of'aj-e). A depraved or abnormal appetite. [Gr., *allotriophagos*, from *allotrios*, foreign, + *phagein*, to eat.]

allotrope. One of two or more different forms of the same element. [Gr., *allos*, different, + *trope*, a change.]

allotrop'ic. Belonging to or constituting an allotrope. Of or pertaining to allotropism.

allot'ropism, allot'ropy. The existence of isomeric forms of the same chemical element, having different chemical and physical properties (as oxygen and ozone). See *isomerism*. [Gr., *allotropia*, variety.]

allox'an. A substance obtained by the action of nitric acid or of nascent chlorine upon uric acid.



It has been found in the intestinal mucus in catarrhal enteritis. It gives a red color to the skin, and has been used as the basis of cosmetic preparations. [Lat., *alloxanum*.]

allox'puric bases, allox'puric bodies. See *purin bases*.

alloy' Any combination of metals fused together. [Fr., *aloyer*, to combine.]

allyl (al'lil). The chemical radicle, $\text{CH}_2\text{:}-\text{CH}\cdot\text{CH}_2$. Its compounds are found in the oil of garlic and oil of mustard. **a. isosulphocyanate.** Allyl mustard oil, volatile oil of mustard, $\text{CH}_2\text{:CH}\cdot\text{CH}_2\text{-N}\cdot\text{SC}$. Present in mustard seeds as a glucosid from which it may be prepared by self-digestion and distillation. It is an oil of penetrating odor and strong taste. **a. sulphid.** $(\text{C}_3\text{H}_5)_2\text{S}$. A colorless oil of disagreeable odor. Used in the treatment of cholera and of phthisis. **a. tribromid.** $\text{C}_3\text{H}_5\text{Br}_3$. A liquid which has been used as a sedative and an anodyne. [Lat., *allium*, garlic, + Gr., *yle*, matter.]

allylamin (al-il-am'in). A base, $\text{C}_3\text{H}_7\text{N}=\text{N}(\text{C}_3\text{H}_5)_2$, formed by the substitution of allyl for an atom of hydrogen in ammonia. It is a liquid of sharp caustic taste derived from the crude oil of mustard. [*Allyl* + *amin*.]

almatein (al-mat-e'in). A condensation product of hematoxylin and formaldehyd, $\text{C}_{34}\text{H}_{28}\text{O}_{12}$, used as a disinfectant and dusting powder.

almond (ah'mund). The seed or nut of *Amygdalus communis*. **a. powder.** Used for washing the hands. **artificial oil of bitter a.** See *benzaldehyd*. **bitter a.** The seed of *Amygdalus communis*, variety, *amara*. It has a bitter taste and triturated with water forms an emulsion

having the odor of hydrocyanic acid. It contains a glucosid (amygdalin), and about 43 per cent. of fixed oil. [U. S. Ph., Br. Ph.]. **oil of a.** [Br. Ph.] **expressed** [U. S. Ph.] A fixed oil expressed from the seed of either bitter or sweet almonds. It is demulcent. **oil of bitter a.** A volatile oil developed in bitter almond seeds, in the presence of moisture, by the action of the ferment emulsin on the glucosid amygdalin. Hydrocyanic acid is formed at the same time and traces of it are usually found in the oil. [U. S. Ph.] **sweet a.** The seed of *A. communis*, variety, *dulcis*. It contains about 50 per cent. of fixed oil. [Mid. Eng., *almande*, from Lat., *amygdala*.]

Al'nus. The alder, a genus of the *Betulaceae*. **A. glutinosa.** The common alder. The bark contains from 15 to 20 per cent. of tannin; used for astringent gargles, also in diarrhea and hematuria. **A. rubra**, **A. serrulata.** The common American (or smooth) alder. Its medicinal properties are the same as those of *A. glutinosa*. [Lat., *alnus*, the alder.]

Alöë (al'o-e). 1. A genus of plants of the natural order *Liliaceae*. 2. The inspissated juice of the leaves of *Alöë vera*, *A. chinensis*, *A. Perryi* or other species of alöë. [U. S. Ph.] **A. capensis.** Cape a.; a species obtained at the cape of Good Hope. **A. chinensis.** A species which probably yields curaçao and the so-called Barbados a. [Gr., *aloe*.]

aloes (al'oze). In medicine the term is applied to plants of the genus *Alöë*, also to the inspissated juice of several of the species. **a. caballina.** An inferior variety of a. used only in veterinary practice. **a. depurator.** A. freed from gross impurities. **a. hepatica.** A dark, opaque, brownish variety of a. **a. natalensis.** A variety of aloes obtained from Natal, which is of a greenish color. **a. purificata.** Purified a., melted and strained through a number 60 sieve. [U. S. Ph.] **Barbados a.** A variety of a. once obtained in Barbados but practically none of the a. now sold as Barbados a. comes from that island. **Curaçao a.** A variety of a. probably obtained from *A. chinensis*, coming from Curaçao. **extractum aloes.** An aqueous extract of a. nearly identical with purified a. [U. S. Ph.] **extractum aloes barbadensis.** An aqueous extract of Barbados a. [Br. Ph.] **pilulae aloes.** Pills of a., each of them containing 0.13 gm. of purified a. and soap. [U. S. Ph.] **pilulae aloes and asafetidae.** A pill mass containing about 25 per cent. of socotrine a. and asafetida in powder. [Br. Ph.] **pilulae aloes barbadensis.** A pill containing about 50 per cent. of powdered a. [Br. Ph.] **pilulae aloes et ferri.** Pills, each of which containing 0.07 gm. of sacch. purified a. and exsiccated ferrous sulphate. [U. S. Ph.] The Br. Ph. preparation contains practically the same ingredients. **pilulae aloes et mastiche.** Pills each containing 0.13 gm. of purified a. and 0.04 of mastic. [U. S.

Ph.] **pilulae aloes et myrrhae.** Pills each containing 0.13 gm. of purified a. and 0.06 gm. of myrrh. [U. S. Ph.] The pill mass of the Br. Ph. does not differ essentially. **pilulae aloes socotrinae.** A pill mass containing about 25 per cent. of powdered socotrine a. [Br. Ph.] **socotrine a.** A variety of a. procured from the ports on the Red Sea and the East African coast. **tinctura aloes.** A preparation containing 10 per cent. of purified a. with glycyrriza. The tincture of the Br. Ph. contains 2.5 per cent. of Barbados a. **tinctura aloes et myrrhae.** A preparation containing 10 per cent. each of purified aloes and myrrh. [Gr., *aloe*.]

al'o'etin. A substance soluble in water, obtained from aloes.

alogia (ah-lo'je-ah). Aphasia. [Gr., *a*, priv., + *logos*, word.]

al'o'in. A neutral bitter principle obtained from aloes.

alopecia (al-o-pee'sha). Falling off of the hair from any part of the body (but more especially from the scalp or face) in sufficient quantity to produce marked thinning of the hair or baldness. 2. The baldness so produced. It is classified as *acquired* or *congenital*. Under the former are the varieties: **a. arcata**, sharply circumscribed patches of baldness. **idiopathic premature a. senile a. symptomatic a.** In the form of a. due to acute infectious diseases the baldness is due to the sudden shedding of hairs of normal size. When these are replaced, the new hairs may be as vigorous and large as at first. In the forms of a. which develop gradually, the hairs that fall out are replaced by finer hairs and the decrease in size continues until the hair disappears altogether. [Gr., *alopekia*, a disease like the mange in foxes.]

al'pha. 1. Used in chemical notation, either spelled out or in the Greek form *a*, to denote: The first of a series of isomeric bodies. The first carbon atom of an organic compound. 2. In ophthalmology, see *angle a*. 3. The fiber of the esparto grass. [Gr., *alpha*, the first letter of the Greek alphabet.]

al'phol. See *betol*.

al'phos. A name for psoriasis. [Gr., *al-phos*, white leprosy.]

alophzone (al'fo-zon). Succinic dioxid ((COOH.CH₂.CH₂.CO)₂ O₂). It is a germicide and antiseptic organic peroxid. It does not effervesce when in contact with pus or living tissue.

Alquies' operation. See *Alexander-Adams' operation*.

al'sol. A mixture of aluminium acetate and aluminium tartrate. An astringent and disinfectant, especially in diseases of the nose and throat.

alsto'nia. Dita bark obtained from *A. scolaris*. A bitter tonic used in the treatment of dysentery. [Named after *Charles Alston*, an Edinburgh physician, 1683-1760.]

al'stonin. A principle found in *Alstonia constricta*.

alterant, alterative. An old term for a medicine which is supposed to produce favorable changes in the body without appreciably changing the nature of its fluids and solids. The following drugs were classed as alteratives: Mercury, arsenic, iodine, gold, iron and the iodides of sodium and potassium. [Lat., *alterare*, to change.]

Althae'a. 1. A genus of the *Malvaceae*. 2. The official title in the U. S. Ph. of the root of *A. officinalis*. **A. rosea.** Holly-hock. The flowers were formerly used as a substitute for those of *A. officinalis*. [Gr., *althaia*, from *althaino*, to heal.]

alum. A name given to a class of double sulphates, resembling each other in chemical structure and in crystalline form. a. of the U. S. Ph. should contain not less than 99.5 per cent. of pure aluminium and potassium sulphate, $\text{AlK}(\text{SO}_4)_2 + 12\text{H}_2\text{O}$, known also as potassa alum. [U. S. Ph., Br. Ph.]

ammonia a. The double sulphate of aluminium and ammonium; its uses are those of the ordinary alum.

burnt a. See *alumen exsiccatum*, under *alumen*. **calcined a.** See *alumen exsiccation*, under *alumen*.

iron a. A double sulphate of iron and another element or a radicle, especially the double sulphate of iron and potassium. [U. S. Ph.]

iron ammonium a., iron potassium a. See *iron and ammonium sulphate* and *iron and potassium sulphate*, under *iron*. [Mid. Eng., *alum*, *alom*, from Lat., *alumen*.]

alum'en. Alum. [U. S. Ph., Br. Ph.] **a. exsiccatum.** Dried alum, burnt alum. Alum from which the water of crystallization has been expelled by heat. [U. S. Ph., Br. Ph.] **a. ustum.** *a. exsiccatum*.

alu'mina. Aluminium oxid, Al_2O_3 . **a. acetica.** Aluminium acetate. **a. hypochlorosa.** Aluminium hypochlorite. **a. sulphurica.** Aluminium sulphate.

alu'minate, alumin'iate. A salt formed by the combination of alumina with a stronger base.

alu'minated. Containing or combined with alum, alumina, or aluminium.

aluminio-. Combining form of aluminium, used in compound words to denote of or pertaining to *aluminium*.

aluminium, aluminum (al-u-min'i-um, al-u'min-um). A metallic element; atomic weight 27. Symbol Al. It occurs in nature in a great variety of minerals, usually combined with silica, either alone or in connection with iron, magnesium, calcium, and sodium. It also occurs native as an oxid. a. is a white metal, capable of taking a fine polish. Its specific gravity is 2.58. It is very malleable and ductile. It does not oxidize in the air and resists the action of ordinary acids, except hydrochloric acid, but is acted on by alkalis and rapidly changed by mercury or mercury salts. **a. acetate.** $\text{Al}_2(\text{CH}_3\text{COO})_6$. Used in aqueous solution as an antiseptic and astringent. **a. acetotartrate.** Syn.: *alsol*. Recommended by Schaeffer as an antiseptic application in

a 1 to 5 per cent. solution in catarrhal affections of the nose and pharynx. **a. bromid.** AlBr_3 . Used as an antiseptic in diphtheria. **a. chlorid.** AlCl_3 . Used as an antiseptic.

a. hydrate, a hydroxid. $\text{Al}_2(\text{OH})_6$. A mild astringent and desiccant, given internally as an antacid.

a. naphthol disulphonate. Syn.: *alumnol*. Aluminium salt of naphthol sulphonic acid. An antiseptic and astringent. Used for gonorrhoea. **a. sulphate.** $\text{Al}_2(\text{SO}_4)_2 + 18\text{H}_2\text{O}$. A crystalline substance of marked astringent and antiseptic properties. Often applied locally to foul ulcers as a caustic. **a. tannate.** A salt of tannic acid. An astringent.

alumino'sis. A disease acquired by workers in alum, chiefly a form of bronchitis.

alum'nol. Aluminium naphthol sulphonate ($\text{C}_{10}\text{H}_7\text{O}(\text{SO}_3)_2\text{Al}$). Used as a topical antiseptic and astringent particularly in gonorrhoea.

alveolar (al-ve'o-lar). 1. Pertaining to an alveolus or to alveoli. 2. Containing alveoli, channeled, honeycombed. **a. process.** The raised margin of the inferior maxillary bone, that serves as a socket for the roots of the teeth. [Lat., *alveolus*, dim. of *alveus*, a hollow or cavity.]

alve'olate. Provided with alveoli arranged symmetrically so as to resemble honeycomb.

alve'oliform. Having the form of an alveolus. [Lat., *alveus*, a hollow, + *forma*, shape.]

alveolitis (al-ve-o-li'tis). Inflammation of the periodontal membrane, usually associated with inflammation of the alveolar process.

alve'ololabia'lis. 1. The buccinator muscle. 2. The molaris externus et internus; a muscle of the solipeds, analogous to the buccinator in man. [Lat., *alveolus*, a socket, + *labialis*, of the lips.]

alve'olus, pl., alveoli. 1. The bony socket of a tooth. 2. The smallest pulmonary air space. 3. Communicating section in a lymphatic gland, formed by the trabecular framework and filled with adenoid tissue. 4. A shallow polygonal pit or recess, like those found especially on the mucous surface of the bladder, formed by the intersection of low ridges.

a. pulmoneus. A pulmonary air space. **mucous alveoli of the salivary glands.** Those that secrete the ropy material of the saliva, containing mucin.

parietal a. An air space in the wall of an alveolar passage in the lung. **serous alveoli of the salivary glands.** Those that secrete the serous albumin of the saliva, which coagulates when heated.

terminal a. An air space connected with a pulmonary infundibulum. [Lat., dim. of *alveus*, a hollow.]

al'veus. 1. A cavity, hollow, or excavation. 2. A channel. **a. ampullascens, a. ampullescens, a. ampullosus.** The receptaculum chyli. **a. hippocampi.** A prolongation of the medullary substance of the hippocampal gyrus, investing the

convex surface of the hippocampus major. [Lat., *alveus*, a hollow.]

al'vine. Pertaining to the abdomen or to the intestines; said especially of evacuations from the latter. [Lat., *alvinus*.]

alypin (al-i'pin). 2-benzyoxy-2-dimethylaminomethyl-1-dimethylaminobutane hydrochlorid. [CH₃.CH₂.C(C₆H₅COO)(CH₂N(CH₃)₂).CH₂N(CH₃)₂.HCl]₂ or C₁₆H₂₈O₂N₂HCl, is closely related to cocaine, being used as a local anesthetic, especially for the eye.

Alyselminthus (al-is-el-min'thus). A genus of *Teniadae*. **A. cuniceps**, **A. ellipticus**. See *Taenia elliptica*. [Gr., *alysis*, a chain, + *elmins*, a worm.]

amacrine (am'ak-rin). A branched retinal nerve structure, regarded as a modified nerve cell. [Gr., *a*, priv., + *makros*, long, + *is*, *inos*, sinew.]

amadou (ah'mah-du). Touchwood, punk, spunk, tinder, oak agaric; obtained from *Polyporus igniarius* and other species of *Polyporus*; formerly much used as a hemostatic application and occasionally for the protection of abraded surfaces. [Fr.]

amal'gam. Any alloy that combines with mercury. An a. of silver, tin, and mercury is used for filling teeth. [Fr., *amalgame*, perhaps from Gr., *malagma*, a plaster or soft mass.]

Amani'ta. A genus of *Agaricinae*. See *Agaricus*. **A. muscaria**. Fly agaric; a poisonous species. **A. phalloides**. The poisonous mushroom from which the poisonous amanita toxin has been obtained which induces immunization in animals. [Gr., *amanita*, a mushroom.]

amanitotoxin (am-an-it-o-toks'in). The toxin obtained from *Amanita phalloides*.

ama'ra. Bitters. [Lat., neut. pl. of *amarus*, bitter.]

am'aroid. A vegetable bitter principle; other than alkaloids or glycosids.

amarthri'tis. Inflammation of several joints at the same time. [Gr., *ama*, together, + *arthritis*, inflammation of a joint.]

amas'tia, **ama'zia**. Absence or atrophy of the breasts. [Gr., *a*, priv., + *mastos*, *mazos*, the breast.]

am'ativeness. The sexual appetite. [Lat., *amare*, to love.]

amaurosis (am-aw-ro'sis). Blindness unaccompanied by lesions demonstrable by the ophthalmoscope. At present the term is not much used. **albuminuric a.** a. due to retinitis albuminurica. **a. alcoholica.** a. due to the excessive use of alcohol. **a. amarautic.** Blindness due to atrophy of the optic nerve or the centers of vision. **a. diabetica.** An a. occurring in diabetes, ranging from slight impairment of vision to nearly complete loss of it. **a. from abuse.** A generic term including all cases of defective vision due to poisoning by alcohol, tobacco, or syphilis. **cerebral a.** a. due to disease within the cranium, especially in the substance of the brain. **congenital a.** a. due to either arrested development or to prenatal disease. **epileptoid a.** An attack of sudden blindness considered by H. Jackson to be of the same

nature as epilepsy. **lead a.** An a. produced by lead poisoning in which the changes revealed by the ophthalmoscope vary from a simple hyperemia of the disk to gray atrophy. **tobacco a.** The a. caused by poisoning from tobacco, which resembles that caused by alcohol. **toxic a.** A generic term including all forms of a. due to systemic poisoning, e. g., those due to lead, alcohol, quinin, etc. [Gr., *amaurosis*, from *amauroein*, to darken.]

amaurotic (am-aw-rot'ik). Pertaining to or of the nature of amaurosis.

amaxopho'bia. Morbid dread of being in a vehicle. [Gr., *amaxa*, a wagon, + *phobos*, fear.]

am'ber. Syn.: *succinum*. A yellowish fossil resin, the gum of several species of coniferous trees, found in the alluvial deposits of N.E. Prussia. [Lat., *ambra*.]

am'bergris, **am'bergrease**, **am'bergreese**. A substance probably derived from the intestines of the sperm whale (*Physeter macrocephalus*), found on the surface and shores of the ocean. It occurs in opaque, rounded fragments usually grayish, but often variegated in color, having a peculiar aromatic odor, and consisting chiefly of *ambrein*. **factitious a.** A compound of orris root, spermaceti, gum benzoin, asphalt, ambergris, musk, oil of cloves, oil of rhodium, and ammonia water. [Abbreviated from Lat., *ambra grisea*, gray amber.]

ambiva'lence, **ambiva'lency**. The manifestation of the positive and negative feeling tone of the same idea.

Amblyomma (am-bli-om'mah). A genus of *Acarina* resembling *Argas* and *Ixodes*.

A. hebraeum. A species capable of transmitting heartwater to sheep. [Gr., *amblys*, dull, + *omma*, the eye.]

amblyopia (am-ble-o'pe-ah). Dimness of vision from imperfect function of the optic nerve. **alcoholic a.** A. caused by the excessive use of alcohol. **crossed a.** A. affecting one eye and accompanied by hemianesthesia of the same side. **hysterical a.** A form of a. seen in hysteria. **reflex a.** A. rising from peripheral irritation. **toxic a.** A. due to the excessive use of some toxic substance. [Gr., *amblyopia*, from *amblys*, dim., + *ops*, the eye.]

amblyoscope (am'bli-o-scöp). An instrument for exercising the fusion faculty in young children having strabismus. [Gr., *amblys*, dull, + *skopein*, to see.]

ambocepto'itoid. A modified amboceptor which will combine with the complement, but not with a cell, such as a bacterium or a red blood corpuscle.

amboceptor (am-bo-sep'tor). Syn.: *immune body*; *substance sensibilatrice* of Bordet; *coöula*; *desmon*; *preparator*; *intermediary body*; *fixateur*; *sensitizer*. Ehrlich's term for the substance in blood which is not destroyed by heating to 56° C., and which acts as an intermediary body that binds the complement to red blood corpuscles, bacteria, and other foreign cells by its two haptophorous

groups, uniting with the two sets of receptors. It thus produces hemolysis, bacteriolysis, etc., and is greatly increased by non-fatal injections of these foreign cells or their products. **bacteriolytic a.** The substance which acts with the complement in dissolving and destroying bacteria by lysis. A bacteriolysin. **hemolytic a.** The substance dissolving red blood corpuscles as above. An hemolysin. **immunine a.** Amboceptor produced by the repeated artificial injection of foreign cells into animals or man. **natural a.** Amboceptor normally present in blood. [Lat., *ambo*, both, + *capere*, to take.]

amboceptorgen. A free receptor capable of producing an amboceptor.

am'bra. See *amber*.

Ambro'sia. A genus of the *Compositae*, suborder *Tubuliflorae* or *Ambrosiaceae*. **A. artemisifolia.** Ragweed. Employed in domestic practice for a variety of purposes. Its pollen is supposed to induce hay fever. [Gr., *ambrosia*, the food of the gods.]

am'balance. 1. A wagon in which to carry the sick and wounded. 2. The movable hospital for an army. [Lat., *ambulare*, to walk about.]

am'bulant, am'bulatory. Not confined to bed. Walking about, as of certain fevers, e. g., typhoid. See *typhoid*. [Lat., *ambulare*, to walk about.]

Ameba (am-e'bah). Syn.: *proteus animalcule*. A genus of the subclass *Amebida* and the order *Gymnamebida*, including naked ameboid forms with lobose pseudopodia. This order includes the genera *Ameba* and *Entameba*. The amebae possess a nucleus and contain contractile vacuoles, acting as an excretory system, and storage vacuoles for the digestion of food. They thrust out pseudopodia and have an outer clear protoplasm or ectosarc and an inner granular endosarc. They reproduce themselves by simple or binary fission and live by ingesting minute portions of organisms which they digest and assimilate. They often undergo encystation, existing thus under adverse conditions. **A. buccalis.** See *Entameba*. **A. coli.** See *Entameba*. **A. in stool,** see in *appendix*, page 906. **A. proteus.** A saprophytic form found widely scattered in nature. [Gr., *amōibe*, alternation.]

amebadiastase (am-e'bah-dī'as-tās). The intracellular enzyme in the ameba which digests bacteria and other foreign bodies.

ame'bic. Pertaining to or caused by an ameba.

ameb'iform. See *ameboid*.

amebio'sis. See *entamebiasis*.

amebism (am-e'bism). Infestation by amebae.

ame'boïd. Syn.: *amebalike*. Resembling an ameba in form, structure, or especially behavior, such as rapid change of shape and thrusting out of pseudopodia, called ameboid movements. [Gr., *ameba*, + *eidōs*, resemblance.]

amebula (a-me'bu-lah). The young which are liberated from the spores of *Grega-*

rina gigantea, a protozoa infesting the lobster. [Dim. of *ameba*.]

amebu'ria. Amebae in the urine.

amel'oblast. The inner layer of cells of the enamel organ by which the enamel is produced. [Ang.-Sax., *amel*, enamel, + Gr., *blastos*, germ.]

a'melus. A monster having an absence of one or more limbs. [Gr., *a*, priv., + *melos*, a limb.]

amenorrhea (ah-mēn-ōr-rhē'ah). Absence or stoppage of the menses. [Gr., *a*, priv., + *men*, month, + *rein*, to flow.]

a'ment. One without mind, an idiot. [Gr., *a*, priv., + Lat., *mens*, *mentis*, mind.]

ament'ia. A confusional psychosis, following Meynert; also loosely used by some English authors as synonymous with various grades of mental defect.

ametria (ah-met're-ah). Congenital absence of the uterus. A word seldom used at the present time. [Gr., *a*, priv., + *metra*, the uterus.]

ametrometer (ah-met-rom'et-er). An instrument for detecting degrees of ametropia, i. e., of errors of refraction in the eye. [Gr., *a*, priv., + *metron*, a measure.]

ametropia (ah-met-ro'pe-ah). A generic term including all defects of vision due to error of refraction. [Gr., *a*, priv., + *metron*, measure, + *ops*, eye.]

Amian'thium, Amiantan'thium. A genus of plants closely allied to *Veratrum*. **A. muscaetoxicum.** Fly poison; a species found in the middle and southern Atlantic States. It contains a narcotic poison, which affects cattle feeding upon it, and the bulbs are employed as a fly-poison. [Gr., *amiantos*, pure, + *anthos*, a flower.]

am'ic. Pertaining to or derived from ammonia. [Lat., *amidieus*, from *ammonia*.]

amicrobic (ah-mi-kro'bi'k). Not caused by nor containing microbes. [Gr., *a*, priv., + *mikros*, small, + *bios*, life.]

amicroscop'ic particles. Minute particles, less than 5 μ (.00005 mm.), present in colloidal solutions, which are not separately visible even by use of the ultramicroscope. See *ultramicroscope*.

am'id. A compound derived from ammonia by the substitution of an acid radicle for one or more atoms of hydrogen.

acid a. An a. in the strict sense, as distinguished from an amin. [Probably from *am*, of ammonium, + *id*.]

amid-, amido-. Combining forms of *amid*, a name given to the first discovered derivatives of ammonia (NH₃) in which one atom of H was exchanged for a metal or an organic radical.

amidase (am'id-ās). An enzyme which has the property of converting an NH₂ group into an OH group with the production of ammonia.

am'idin. Guérin-Vary gave the names expressed in the following subtitles to the inner and outer portions of starch granules. Used without qualification, the word means soluble a. **soluble a.** The interior portion of a starch granule, which is soluble in water and is released from the insoluble tegumentary substance

(*amylin*) by boiling. **tegumentary a.** See *amylin*. [Fr., *amidon*, starch.]

am''ido-a'cetal. The compound $H_2N.CH_2-CH(O.C_2H_5)_2$, acting as a poison by paralyzing the respiratory center.

ami''dobenzene. Anilin.

amidogen (am-id'o-jen). A hypothetical univalent amido radical, NH_2 . An obsolete designation for amido. [Lat., *amido-genium*.]

amidol'ica. Pharmaceutical preparations made with starch, including *pastae, collae, pulves*, etc.

amidoplasts. See *leukoblasts*. [Lat., *amidum*, starch, + Gr., *plassein*, to fashion.]

amid'ulin. Of Schultze, a substance obtained by heating starch with sulphuric acid up to the point of complete solution, neutralizing the acid, and cooling, when the a. is deposited in white flocks; probably soluble starch freed from the investing starch cellulose. [Lat., *amidulinum*.]

amilka pana. A preparation made by macerating tamarind pulp in water, straining, and adding black pepper, sugar, cloves, camphor, and cardamom. Used as a cooling draught and as an appetizer in debilitated conditions. [Sanscr.]

amimia (ah-mim'e-ah). A form of aphasia consisting in inability to express oneself by signs and gestures. See *apraxial*. [Gr., *a*, priv., + *mimesis*, imitation.]

am'in. A compound formed by the replacement of 1, 2, or 3 hydrogen atoms in ammonia by an allyl or aryl radicle. The a's are divided into *monamins, diamins, triamins*, etc., according as one, two, or three hydrogen atoms are replaced.

amino-. See *amido-*.

amin'oforn. A name applied to hexamethylenamin or urotropin.

am'inol. An antiseptic preparation said to contain calcium hydrate, sodium chloride, and trimethylamin.

amitosis (ah-mit-o'sis). Direct or non-karyokinetic cell division. [Gr., *a*, priv., + *mitos*, a thread.]

am'meter. An instrument for measuring the amount of electric currents, estimated in amperes. [Fr., *Ampère*, the name of a French physicist, + Gr., *metron*, a measure.]

am'mion. Cinnabar in a sandlike condition; minium. [Gr., *ammion*, cinnabar in its sandy state, from *ammos*, sand.]

ammo-, ammonio-. Combining forms of ammonium used in compound words to signify of or pertaining to ammonium.

ammonia (am-mo'ne-ah). A colorless gas, NH_3 , with a pungent suffocating odor, and a strong alkaline taste and reaction. Specific gravity 0.589. Soluble in water and alcohol. In its compounds it is widely diffused in nature. In composition it acts as a monacid base and forms crystalline salts, known as ammoniacal salts. For these salts see *ammonium*. List of poisons and their antidotes, see in *appendix*, page 938. **anhydrous a.** Gaseous *aqua ammoniacae*. Syn.: *hartshorn*. An aqueous solution of a., containing 10 per cent. by weight of the gas. In-

correctly called *spirit of a.* or *spirit of hartshorn* [U. S. Ph.]. **aqua ammoniacae fortior.** The stronger water of ammonia. An aqueous solution of a. containing 28 per cent. by weight of the gas. **linimentum ammoniacae.** Syn.: *volatile liniment*. An emulsified soap, made of a. water, cotton-seed oil, alcohol, and olive oil [U. S. Ph.] or a. water, olive oil, and almond oil [Br. Ph.]. **liquor ammoniacae acetatis.** See under *ammonium*. **spiritus ammoniacae.** Spirit of a. An alcoholic solution of a. containing 10 per cent. by weight of a. [U. S. Ph.]. **spiritus ammoniacae aromaticus.** Aromatic spirit of a.; made by dissolving oil of lavender flowers, oil of pimenta, and oil of lemon in alcohol and adding a solution of ammonium carbonate in a. water and water. It is frequently used as an antacid and stimulant. **spiritus ammoniacae fetidus.** Fetid spirit of a.; made by mixing stronger water of a. with the distillate from a mixture of asafetida and spirit [Br. Ph.]. [Lat., *sal ammoniacus*, which is said to have been so named from the temple of Jupiter Ammon in Libya, near which it was prepared from camel's dung.]

ammoni'acal. Containing ammonia.

ammoniacal'ia. Preparations containing ammonia, or any of the salts of ammonia.

ammoniacum (am-o-ni'ak-um). A gummy resinous exudation obtained, according to some authorities, from *Dorema a.* but, according to others, from species of *Hera-cleum, Ferula*, and other related genera. It is used in chronic bronchitis with excessive secretion, and externally as a counterirritant. **emplastrum ammoniaci.** Ammoniac plaster, made by emulsifying gum ammoniac with dilute acetic acid, straining, and evaporating on a water-bath to a suitable consistence [U. S. Ph., 1890; Br. Ph.]. **emplastrum ammoniaci cum hydragero** [Br. Ph.]. A preparation containing ammonia, olive oil, and sublimed sulphur. **lac ammoniaci.** See *mistura ammoniaci*. **mistura ammoniaci.** Ammoniac mixture, milk of ammonia, made by rubbing ammoniacum with water [Br. Ph.]. **sal a.** See *ammonium chlorid*.

ammo'niated. Combined with or mixed with ammonia.

ammonie'mia. A condition, consequent upon extravasation or retention of urine, in which the blood is supposed to be poisoned by ammonium carbonate set free by decomposition of the retained urea. [Lat., *ammonia* + Gr., *aima*, blood.]

ammo'nio-. Prefix denoting ammonium.

ammonirrh'e'a. The excretion of ammonia or of an ammoniacal salt either by the urine or by the sweat. [Lat., *ammonium* + *rein*, to flow.]

ammo'nium. A hypothetical univalent radicle, NH_4 , supposed to be contained in ammoniacal salts, and to have the property of combining with an electro-negative element or radicle, forming a salt. A. salts stimulate respiration and the action of the heart. Many of them are of little

or no therapeutic interest. **a. acetate.** A compound of a. with acetic acid. *Normal or neutral a. acetate*, CH-COONH_4 , is a white odorless substance, obtained by saturating glacial acetic acid with dry ammonia. It is contained in the liquor ammonii acetatis. **a. base.** A base imagined to be derived from a. by the substitution of radicles for the hydrogen of the latter, forming compounds of a structure similar to that of the a. compounds. **a. benzoate.** A substance forming thin white crystals readily soluble in water and alcohol. Used for the same purposes as benzoic acid. **a. benzoicum solutum.** A preparation made by dissolving benzoic acid 2 oz. and a. carbonate 1 oz. in a pint of distilled water. **a. biborate.** A compound of a. and pyroboric acid; used in renal and vesical complaints. **a. bromid.** A substance, NH_4Br , forming colorless crystals or a white granular powder, readily soluble in water, but soluble with difficulty in alcohol and ether. Used as an anodyne and hypnotic and in the treatment of epilepsy. **a. carbonate.** A compound of a. and carbonic acid. *A. sesquicarbonate*, also called *salt of hartshorn*, and *sal volatile*, is the a. carbonate of the pharmacopoeias. It forms a white, translucent, fibrous mass, having a strong ammoniacal odor and a pungent caustic taste. It is soluble in 4 parts of water and partially soluble in alcohol. It is a valuable expectorant and stimulant in bronchitis, etc., and also a heart stimulant. **a. chlorid.** Sal ammoniac, NH_4Cl , found native in volcanic regions and in small quantities in sea water and formed artificially by the direct combination of ammonia and hydrochloric acid gas. Used in bronchitis. **a. citrate.** A salt of a. and citric acid. **a. lactate.** A compound of a. and lactic acid, occasionally used in dyspepsia and disorders of nutrition, especially rickets. **a. molybdate.** The compound used in the laboratory as a test for phosphoric acid. **a. nitrate.** A compound, NH_4NO_3 , of a. and nitric acid, occurring, according to the mode of preparation, in long, colorless, prismatic crystals [U. S. Ph.], or compact crystalline masses [Br. Ph.], or as a white crystalline powder, or in fibrous masses. Its principal use is in the manufacture of nitrogen monoxid. **a. persulphate.** The compound $(\text{NH}_4)_2\text{S}_2\text{O}_8$, a powerful antiseptic. **a. phosphate.** A compound of a. and phosphoric acid. It is used in gout and in diarrhea. **a. phosphomolybdate.** The characteristic yellow compound $2(\text{NH}_4)_3\text{PO}_4 \cdot 22\text{MoO}_3 + 12\text{H}_2\text{O}$, which is precipitated on the test for phosphoric acid. **a. salicylate.** A compound, $\text{C}_6\text{H}_4\text{OH} \cdot \text{COONH}_4 + \text{H}_2\text{O}$, of a. and salicylic acid. It has been used as an expectorant. **a. sulphate.** A compound of a. and sulphuric acid. Normal a. sulphate, $(\text{NH}_4)_2\text{SO}_4$, formerly known as *sal secretum Glauberi*, is found native as a mineral, *muscagnin*, and is also prepared artificially. **a. urate.** A compound of

a. and uric acid. Several such compounds exist, the most important being *acid a. urate*, $\text{C}_5\text{H}_3\text{N}_4\text{O}_8(\text{NH}_4)$, which occurs in alkaline urine and in certain urinary calculi. **liquor ammonii acetatis.** An extemporaneously prepared aqueous solution of a. acetate, made by neutralizing more or less diluted acetic acid with a. carbonate. **liquor ammonii caustici.** See *aqua ammoniae*, under *ammonia*. **liquor ammonii citratis.** An aqueous solution of citrate of a. containing about 20 per cent. of the salt [Br. Ph.]. **liquor ammonii citratis fortior.** An aqueous solution of a citrate, of which 4 c.c. contains 2.5 gms. of the citrate. **test solution of carbonate of a.** A solution of 1 part of a carbonate (sesquicarbonate) in 10 parts of distilled water [U. S. Ph.]. **test solution of chlorid of a.** A solution of 1 part of a. chlorid in 10 parts of distilled water [U. S. Ph.]. **test solution of oxalate of a.** A solution of normal a. oxalate 1 part in 20 parts of distilled water [U. S. Ph.]. **test solution of phosphat of a.** A solution of hydric diammonic phosphate 1 part in distilled water 10 parts. **test solution of sulphid of a.** An aqueous solution of a. sulphid made by passing gaseous hydrogen sulphid into 3 parts of ammonia water up to the point of saturation and then adding ammonia water 2 parts [U. S. Ph.]. **troches of chlorid of a., trochisci ammonii chloridi.** A preparation consisting of troches each containing a. chlorid [U. S. Ph.].

am'monol. A proprietary preparation, consisting of acetanilid, sodium bicarbonate, and ammonium carbonate.

ammother'apy. The treatment of disease by the external application of sand. [Gr., *ammos*, sand, + *therapeia*, therapeutics.]

amne'sia. 1. Forgetfulness, morbid or senile loss of memory. 2. Amnesic aphasia. **a. traumatica.** An a. which is the result of injuries. **auditory verbal a.** Impairment of memory of the meaning of spoken words. **periodic a.** See *double consciousness*, under *consciousness*. **verbal a.** Loss of memory as regards words. It may exist as an element of aphasia. [Gr., *amnesia*, from *a*, priv., + *mnesis*, memory.]

amne'sic. Pertaining to or affected with amnesia. See *ataxiamnestic*. **a. aphasia.** See *word deafness* under *deafness*.

am'nion. A thin double membrane, forming an ovoid bag, the immediate investment of the embryo in reptiles, birds and mammals, and containing the liquor amnii. **false a.** The reflected amnion, the serosa or primitive chorion. See *chorion*. **liquor amnii.** Amniotic fluid, the liquid commonly termed "the waters," surrounding the fetus in the amniotic sac. It increases in quantity as gestation progresses, its office being to protect the fetus and the umbilical cord from pressure and act as a fluid wedge in dilating the cervix uteri during the first stage of labor. **reflected a.** See *false*

- a. [Gr., *amnion*, a caul, diminutive of *amnos*, a lamb, from its being first observed as a fetal envelope in that animal.]
- amniot'ic**. Pertaining to the amnion. **a. sac.** See *amnion*.
- amniotitis** (am-ne-o-ti'tis). Inflammation of the amnion. [Gr., *amnion*, caul, + *itis*, inflammation.]
- amor'pha**. 1. A cutaneous eruption which has no definite form. 2. A macula. **A. fructinosa**. Bastard indigo; a plant growing in the southeastern Atlantic States. The bruised root is used as a remedy for toothache. [For deriv. see *amorphus*.]
- amor'phinism**. The morbid mental and physical condition which takes place when a person addicted to the use of morphin is deprived of the drug. [Gr., *a*, priv., + *morphin*.]
- amorphous** (ah-morf'us). Having no regular or definite shape or structure. [Gr., *a*, priv., + *morphe*, shape.]
- amorphus** (ah-morf'us). An acardiac monster without shape or form. [Gr., *a*, priv., + *morphe*, form.]
- amo'tio ret'inae**. Separation of the retina due to injuries, hemorrhage, tumors, and inflammation.
- Ampelop'sis**. A genus of climbing plants. **A. quinquefolia**. The Virginia creeper, woodbine, American (or five-leaved) ivy; a species found wild in the United States, often cultivated for its beauty. [Gr., *ampelos*, a vine, + *opsis*, an appearance.]
- ampelotherapy** (am''pe-lo-ther'a-pe). Syn.: *grape-cure*. The therapeutic use of grapes. [Gr., *ampelos*, the vine, + *therapeia*, medical treatment.]
- ampere**. In electricity a unit of electrical current, representing the current furnished by a potential of 1 volt (the unit of electromotive force) through 1 ohm (the unit of resistance). **Ampère's law**. A law to the effect that the directing force of electric currents on mobile magnets causes the latter's austral pole to deviate to the left of the current. [*A. M. Ampère*, a French physicist, 1775-1836.]
- ampere'meter**. An apparatus for measuring the quantity of a galvanic current in amperes. [*Ampère*, + Gr., *metron*, measure.]
- am'phi-**. Combining form of Gr., *amphi*, both, around, used as a prefix in compound words to denote both, around, about, on both sides.
- amphiarthrosis** (am-fi-ar-thro'sis). A form of articulation intermediate between diarthrosis and synarthrosis, in which the articulating bony surfaces are separated by an elastic substance to which both are attached, so that the mobility is slight, but may be exerted in all directions. The articulations of the bodies of the vertebrae are examples. [Gr., *amphi*, on both sides, + *arthrosis*, joint.]
- amphias'ter** (am-fe-as'tur). 1. The figure formed by the two asters or radiate masses of chromatin connected by a spindle-shaped body composed of bipolar fila-
- ments in a maturing ovum. [Gr., *amphi*, on both sides, + *aster*, a star.]
- Amphibia** (am-fib'e-ah). 1. Popular name for animals living in both water and air. 2. In zoölogy, a name given to a subdivision of the vertebrates which includes the frogs, toads, salamanders, etc. [Gr., *amphibios*, from *amphi*, double, + *bios*, life.]
- amphiblas'tula**. A stage in the development of an ovum, characterized by the formation of a roundish vesicle, the wall of which consists of small cells at the animal pole and of larger cells at the vegetative pole.
- amphiblestroid** (am-fi-bles'troyd). Net-like, reticular. The retina. [Gr., *amphiblestron*, a casting net, + *eidos*, resemblance.]
- amphibo'lia**. A state of hesitation, uncertainty, as in the amphibolic period of a disease. [Gr., *amphibolia*, the state of being attacked on both sides.]
- amphicelous** (am-fi-se'lus). Concave both before and behind; said of the body of a vertebra. [Gr., *amphi*, on both sides, + *koilos*, hollow.]
- amphicroic, amphicroitic** (am-fi-kro'ik, am-fi-kro-it'ik). Capable of coloring blue litmus-paper red and red litmus-paper blue. [Gr., *amphi*, in both directions, + *krouein*, to test.]
- amphicytula** (am-fi-sit'u-lah). A stage in the development of an ovum, characterized by the formation of a parent cell cytula, out of the amphimorula.
- amphid** (am'fid). 1. (Adj.) Having a double character. See *a. salts*, under *salts*. 2. (N.) See *amphigen*. [Gr., *amphi*, on both sides.]
- amphidesmous** (am-fi-des'mus). Having a double ligament. [Gr., *amphi*, on both sides, + *desmos*, a ligament.]
- amphidiarthrosis** (am''fi-di-ar-thro'sis). An articulation partaking of the nature of both amphiarthrosis and diarthrosis, i. e., having an interarticular fibrocartilage, but having also free mobility. The only example is the temporomandibular joint. [Gr., *amphi*, on both sides, + *dianarthrosis*, a joint.]
- amphigas'trula**. A stage in the development of an ovum, succeeding the amphiblastula, in which the primitive intestine is partly filled with segmented nutritive yolk.
- amphigen** (am'fi-jen). An element, such as oxygen, sulphur, selenium, and tellurium, which in combination can form either an acid or a base. [Gr., *amphi*, on both sides, + *gennan*, to engender.]
- amphigenetic** (am-fi-jen-et'ik). Reproduction by means of both sexes. [Gr., *amphi*, both, + *genesis*, generation.]
- amphigenous, amphogenous** (am-fi-jen-us, am-fo'gen-us). Of or resembling an amphigen; amphoteric. **a. reaction**. See *amphicroic reaction*, under *reaction*.
- amphig'ony**. Reproduction by the union of two distinct cells; i. e., bisexual reproduction. [Lat., *amphigonia*, from Gr., *amphi*, on both sides, + *gonos*, offspring.]

- amphimixis** (am-fi-miks'is). The mingling of the molecular structures of the two germs in sexual reproduction. [Gr., *amphi*, both, + *mixis*, a mingling.]
- amphimoner'ula**. A stage in the development of the ovum, characterized by the appearance of formative yolk at the animal pole and nutritive yolk at the vegetative pole.
- amphimor'ula**. A stage in the development of an ovum, characterized by the formation of a solid globular mass of cleavage cells, the animal cells being at one pole and the vegetative at the other. This stage succeeds the amphicytula.
- amphipy'renin**. A constituent of the nuclear membrane of the cells described by Hertwig.
- Amphistoma** (am-fis'to-mah). A genus of parasitic animals of the *Scolecida*, order *Trematoda*. They infest the *Mammalia* chiefly. **A. hominis**. A species found in great numbers in the large intestine and the appendix vermiformis of two East Indians who had died of cholera; a worm 5 to 8 mm. long and 3 to 4 mm. broad. [Gr., *amphistomos*, having a double mouth or opening.]
- amphitricha** (am-fit'rik-ah). Bacteria having a flagellum at each pole, as in many spirilla. [Gr., *amphi*, both, + *thrix* (*trich-*), hair.]
- am'phopep'tone**. A peptone, which, according to Kühne, is formed in the peptic digestion of proteids and which is changed into hemi- and antipeptone by pancreatic digestion.
- amphophil**, **amphophilous** (am'fo-fil, am-fo'fil-us). Having an affinity for both acid eosin and basic methyl blue. [Gr., *ampho*, both, + *philein*, to love.]
- amphor'ic**. 1. Resembling the sound produced by blowing across the mouth of a bottle (said of auscultatory sounds). 2. Tympanitic and of a metallic character (said of percussion sounds). [Lat., *amphora*, jar.]
- amphoteric**, **amphoterous** (am-fo-ter'ik, am-fo'ter-us). Having opposite characters; affecting both red and blue litmus paper. [Gr., *amphoterous*, pertaining to both.]
- amplifica'tion**. 1. The apparent enlargement of an object when viewed through a microscope or telescope. 2. The magnifying power of a microscope. [Lat., *amplius*, larger, + *facere*, to make.]
- amplifier**. A lens for increasing the visual field of a microscope.
- amplitude**. 1. In physics, the distance between the extreme limits of an oscillation or vibration. Thus, the a. of vibration of a pendulum is the chord of the arc through which it oscillates; the a. of vibration of a wave is the distance from the crest to the trough of the wave. 2. Of the pulse, its fullness, i. e., the extent of dilatation of the artery at each impulse of the heart. [Lat., *amplitudo*.]
- ampule** (am-pül'). A small bottle or flask, usually sealed hermetically; used for preparations which must be kept aseptically or without exposure to air. [Fr., *ampoule*.]
- ampul'la**. 1. In chemistry and physics, a glass flask with long neck and dilated body or a small hollow glass globe. 2. In anatomy, a flasklike expanded portion of a canal. 3. In pathology (rarely used), a bleb or blister. **a. canaliculi lacrimalis**. A dilatation at the curvature of the lacrimal canal. **a. chyli**, **a. chyliifera**. See *receptaculum chyli*. **a. ductus lactiferi**. A sinus of the mammary gland, being the expanded portion of a milk duct near the nipple, serving as a kind of temporary reservoir for the milk. **a. Fallopii tubae**. The outer, sinuous dilated portion of the oviduct. **a. membranacea labyrinthi**. That portion of the membranous labyrinth of the ear which is inclosed in the a. of a semicircular canal. **a. nervi optici**. The dilatation of the subvaginal space of the optic nerve at its anterior extremity. **a. of the rectum**. That portion which is situated between the muscular floor of the pelvis below and the "third sphincter" above; closed in the normal condition by the collapse. **a. of the vagina**. The dilatate upper portion of the vagina. **a. of the vas deferens**. A saccular enlargement near the termination of the canal beneath the bladder. **a. of Vater**. A small cavity in the wall of the duodenum, between the muscular and mucous layers, into which the ductus choledochus and the pancreatic duct empty independently; described by Vater, a Dutch anatomist. **a. ossea**. The dilated portion of an osseous semicircular canal of the ear at its union with the vestibule, serving for the lodgment of the a. membranacea. **Lieberkühn's a.** The cecal end of a lacteal in an intestinal villus. [Lat., *ampulla*, flask.]
- ampul'late**. Flask-shaped; pertaining to or shaped like an ampulla, e. g., a goblet-cell.
- amputa'tion**. The operation or process of cutting off a limb in part or entirely, or a projecting part of the body, as the breast, the tongue, the penis, etc. In the case of an internal organ or a tumor, the terms excision, extirpation, or removal are used. In dentistry, the operation of excising with a surgical bur the apical portion of a diseased root. **Chopart's a.** See *Chopart*. [Lat., *amputatio*, a pruning.]
- amu'sia**. Morbid impairment or loss of the power of producing or appreciating musical qualities. [Gr., *a*, priv., + *mousa*, music.]
- amus'sis**. One of two irregular masses into which the posterior commissure of the brain is divided by a median fissure. [Lat., *amussis*, an artisan's rule or level.]
- amyasthenia**. See *amyosthenia*.
- amyelencephalus** (ah-mi-len-sef'a-lus). A monster with absence of the brain and spinal cord. [Gr., *a*, priv., + *myelos*, marrow, + *egkephalos*, the brain.]
- amyelus** (ah-mi'e-lus). A monster having absence of the spinal cord. [Gr., *a*, priv., + *myelos*, marrow.]

amygdala (am-ig'dal-ah). 1. The almond.
2. Any almond-shaped body, especially the tonsil. **a. amara**. Bitter almond [U. S. Ph.]. **amygdalae cerebelli**. Syn.: *cerebellar tonsils, lobuli cerebelli spinales*. A pair of cerebellar lobules, projecting from the inferior surface of the cerebellum, on either side of the uvula. **amygdalae decorticatae**. Blanched almonds. **a. dulcis**. Sweet almond [U. S. Ph., Br. Ph.]. **amygdalae faucium**. The tonsils. **aqua amygdalae amarae**. Bitter almond water, containing $\frac{1}{10}$ per cent. of oil of bitter almonds [U. S. Ph.]. **emulum amygdalae**. An emulsion made with sweet almonds, gum water, sugar, and distilled water [U. S. Ph.]. **farina amygdalae**. Almond meal. **mistura amygdalae**. A preparation composed of 20 parts of compound powder of almonds and 80 parts of distilled water [Br. Ph.]. **oleum amygdalae amarae**. The volatile oil of bitter almonds. **oleum amygdalae dulcis** [U. S. Ph., 1860], **oleum amygdalae expressum** [U. S. Ph.]. A fixed oil obtained by expression from almonds. Used as a demulcent and as an ingredient in ointments and liniments. **pasta amygdalae**. Almond paste, made of blanched bitter almonds, white of egg, water and alcohol. Used as a cosmetic. **pulvis amygdalae compositus**. Compound of almonds, confection of almonds; made of blanched sweet almonds, sugar, and gum arabic, triturated together [Br. Ph.]. **syropus amygdalae** [U. S. Ph.]. Syrup of bitter almond, orange-flower water, and syrup. [Lat., "an almond," from Gr., *amygdale*.]
amygdalin. A glucosid, $C_{20}H_{27}NO_{11}$, derived from bitter almonds, peach-kernels, etc.
amygdaline. Pertaining to or made of almonds.
amygdalitis (am-ig-dal-i'tis). Any inflammation of the tonsil. [Gr., *amygdale*, almond (popular term for tonsil), + *itis*, inflammation.]
amygdaloglossus (am-ig'dal-o-glos'sus). See *table of muscles under muscle*.
amygdaloid (am-ig'da-loid). Almond-shaped. [Gr., *amygdale*, almond, + *eidōs*, form.]
Amygdalus communis. The common almond tree, indigenous to Barbary and cultivated in southern Europe.
amygdoph'enin. A derivative of paramidophenol, $C_6H_4.OC_2H_5.NH.CO.CH.OH.C_6H_5$; used in rheumatism and neuralgia.
amykos. An antiseptic cosmetic and tooth-wash containing cloves, glycerin, and borax. [Probably from Gr., *a*, priv., + *mykos*, anything defiled, impure.]
amyl (am'il). The alkyl radicle containing five carbon atoms, C_5H_{11} . **a. alcohol**. Any one of the monohydric alcohols which contain five carbon atoms, $C_5H_{11}.OH$. Seven isomeric alcohols of this formula are known. Fermentation a. a. formed in the fermentation of grain by

the yeast cells, is a powerful poison, producing an intoxication similar to that of ethyl alcohol (see *alcoholism*), but the symptoms, more particularly those of cerebral involvement, are more marked. Two of the a. a's form the greater portion of the fusel oils, used as a hypnotic and in epilepsy. **a. chlorid**. $C_5H_{11}Cl$, a liquid sometimes used as an anesthetic. **a. nitrate**. $C_5H_{11}.ONO$. Syn.: *amylum nitrosum*. A yellow liquid acting as an important heart stimulant and vasodilator. **a. valerianate**. The amyl ester of valeric acid. [Gr., *amylon*, starch.]

amylaceous (am-il-ā'shus). Starchlike or containing starch. [Lat., *amylaceus*, starchy.]

amylase (am'il-ās). An enzyme which will hydrolyse starch. [Gr., *amylon*, starch, + *ase*.]

amylene (am'il-ēn). A hydrocarbon of the olefine series of the constitution, C_5H_{10} . **a. chloral**. Syn.: *dormiol*. A liquid containing amylene hydrate and chloral. **a. hydrate**. Tertiary amyl alcohol $(CH_3)_2C(OH)C_2H_5$. Used as a hypnotic.

amyleniza'tion. Anesthetization with amylene.

amyles'ter. An ether of amyl alcohol.

amyl'ic. Containing or pertaining to amyl.

a. acid. See *valerianic acid under acid*.

a. alcohol. See *alcohol*.

amylin (am'il-in). The insoluble substance forming the cell walls and interstitial striae of starch granules. Probably a kind of cellulose.

am'yliod'oform. An antiseptic powder, made of starch, iodine, and formaldehyd.

amyl-. Combining form of Gr., *amylon*, starch, used as a prefix in compound words to denote of or pertaining to starch.

Amylobacter (a-mil-o-bak'tur). A genus of *Schizomycetes*, distinguished by containing starch in its interior at certain periods of its development. [Gr., *amylon*, starch, + *bakterion*, a little rod or staff.]

amylocar'bol. Antiseptic solution made of crude carbolic acid, soap, amyl alcohol, and water.

amylodex'trin. Soluble starch, formed by heating starch grains with water or very dilute acids.

amylodyspepsia (am-i'llo-dis-pep'se-ah). Difficulty in digesting starchy foods. [Gr., *amylon*, starch, + *dyspepsia*.]

amyl'oform. A compound of formaldehyd and starch. Used as an antiseptic.

am'yloid. 1. Starchlike or containing starch. 2. A waxy material found in the animal tissues as a result of diseases such as tuberculosis, syphilis, and prolonged suppuration. Like starch it stains with iodine, but it is a proteid and does not resemble starch in its other properties. It consists of a mixture of chondroitin and sulphuric acid and has the formula $C_{15}H_{27}NSO_4$. **a. degeneration**. See *degeneration*. [Gr., *amylon*, starch, + *eidōs*, form.]

amylolysis (am-il-ol'is-is). The conver-

- sion of starch into sugar. [Gr., *amylon*, starch, + *lysis*, solution.]
- amylolytic** (am-il-ol-it'ik). Having the power of breaking up the starch molecule by hydrolysis, as in the conversion of starch to sugar. [Gr., *amylon*, starch, + *lytikos*, capable of resolving into parts.]
- amyllopsin** (am-il-op'sin). An enzyme present in the pancreatic secretion, which converts starch into maltose. [Gr., *amylon*, starch, + *opsis*, appearance.]
- amylosclema** (am-il-os-klé'mah). The bran of starch. [Gr., *amylon*, starch, + *sklema*, dryness, hardness.]
- amylose**. A substance resembling starch; one of a group of carbohydrates comprising starch, dextrin, inulin, glycogen, gums, and cellulose.
- amylum**. 1. Starch. 2. In chemistry, the soluble starch (granulose) which forms the inner portion of the starch granules.
- a. iodatum**. Iodized starch. The U. S. preparation is made by triturating 5 parts of iodine with a little distilled water, then gradually adding starch to the amount of 95 parts, and drying at a temperature below 40° C. [U. S. Ph.]
- [Gr., *amylon*, starch.]
- amy'o-**. A prefix used in compound words to denote lack of muscular strength. [Gr., *a*, priv., + *mys*, muscle.]
- amycardia** (ah-mi-o-kar'de-ah). A permanent weakness of the heart's contraction as opposed to cardiotoxic systole. [Gr., *a*, priv., + *mys*, muscle, + *kardia*, heart.]
- amyo'stia**. Muscular tremor as seen in locomotor ataxia. [Gr., *a*, priv., + *mys*, muscle, + *stasis*, standing.]
- amyo'sthenia** (ah-mi-o-sthen'e-ah). Want of muscular power. Often incorrectly written amyasthenia. [Gr., *a*, priv., + *mys*, muscle, + *sthenos*, strength.]
- amyo'sthenics** (ah-mi-o-sthen'iks). Agents that depress muscular action. [Gr., *a*, priv., + *mys*, muscle, + *sthenos*, strength.]
- amyo'taxy** (ah-mi'o-tak-se). Muscular ataxia. [Gr., *a*, priv., + *mys*, muscle, + *tassein*, to arrange.]
- amyo'tonia** (ah-mi-o-to'ne-ah). See *myatonia*. [Gr., *a*, priv., + *mys*, muscle, + *tonos*, tone.]
- amyo'trophia, amyo'trophy** (ah-mi-o-tro'fe-ah, ah-mi-ot'ro-fe). Muscular atrophy.
- primary spinal a.** Muscular atrophy occurring as the direct result of disease of the motor cells. [Gr., *a*, priv., + *mys*, muscle, + *trophe*, nourishment.]
- amyo'trophic** (ah-mi-o-trof'ik). Relating to muscular atrophy.
- amyo'xia** (ah-mix'e-ah). Absence or deficiency of the normal secretion of mucus. [Gr., *a*, priv., + *myxa*, mucus.]
- ana** (an'ah). Of each; in equal parts by measure or weight. Usually written *aa* in prescriptions. [Gr. prep., *ana*, used in a distributive sense, of each.]
- anabio'sis**. A term applied to the "coming to life" of certain bodies which apparently were lifeless or incapable of development, e. g., the unfertilized ovum [Gr., *anabiosis*, from *anabioein*, to come to life again.]
- anabiot'ic**. Apparently lifeless, but capable of living.
- anabol'ic**. Relating to constructive metabolism-synthesis.
- anab'olism**. That form of metabolism in which a substance is transformed into one more complex or more highly organized. [Gr., *anaballein*, to throw up.]
- Anacardium** (an-a-kar'de-um). 1. The cashew nut, *A. occidentale*. 2. A genus of anacardiaceous plants. The genus *A.* of Lamarck is the *Semecarpus* of Linnaeus. **anacardii occidentalis fructus**. The cashew nut. [Gr., *ana*, up, + *kardia*, heart, on account of its heart-shaped seeds.]
- anacatadidymus** (an'ah-kat-ad-id'im-us). A double monster divided above and below, but united centrally. [Gr., *ana*, up, + *kata*, down, + *didymos*, twin.]
- anachlorhydria** (an-ah-klor-hid're-ah). Same as achlorhydria. Absence of hydrochloric acid from the gastric juice.
- anacid'ity**. Without acid; used to express the condition of the stomach when no hydrochloric acid is present in it. [Gr., *an*, priv., + *acidity*.]
- anacnasmeter** (an-ak-las-im'et-er). An instrument with which to measure the refraction of the media of the eye. [Gr., *anaklasis*, refraction, + *metron*, measure.]
- anac'lasis, anacnasm'us**. 1. Reflection or refraction of light or sound. 2. Refraction of the media of the eye. 3. Forcible flexion of a joint to break up adhesions in ankylosis. [Gr., *anaklasis*, a bending back.]
- anacroasia** (an-ah-kro-a'se-ah). Inability to understand spoken language. [Gr., *a*, priv., + *akroasis*, hearing.]
- anacrot'ic, anacrotous**. Relating to or affected with anacrotism. **a. limb**. The ascending limb of a pulse wave. **a. wave**. A wave on the anacrotic limb of a pulse wave.
- anacrotism**. An irregularity or wave in the ascending curve of a sphygmographic pulse tracing. [Gr., *ana*, up, + *krotos*, a stroke.]
- anacusis** (an-ah-ku'sis). Deafness, particularly that form due to disease of any part of the acoustic nerve. [Gr., *a*, priv., + *akousis*, a hearing.]
- anadicrotic**. A type of pulse shown by a double indentation of the ascending curve in the sphygmographic record.
- anadidymus** (an-ah-did'em-us). A double monster developed from one germinal vesicle, united below but separate above. [Gr., *ana*, up, + *didymos*, twin.]
- anadip'sia**. Great thirst. [Gr., *ana*, intensive, + *dipsa*, thirst.]
- an'adol**. A proprietary antipyretic preparation.
- ana'ërobe, anaëro'bion**, pl., *anaërobes, anaërobia*. Organisms having the power to live without air or free oxygen. **facultative anaërobia**. Plants, including bacteria, which flourish when oxygen is not present, but grow less luxuriantly

- when oxygen is present. [Gr., *an*, priv., + *aer*, air, + *bios*, life.]
- anaërobio'sis.** Existence in a medium destitute of free oxygen.
- anagen'esis.** The process of regeneration of parts that have been destroyed. [Gr., *anagenesis*.]
- anagnosasthenia** (an-ag-nôs-as-the'ne-ah). Inability to concentrate or read a printed page although the words can be distinguished. A form of neurosis. [Gr., *anagnosis*, reading, + *asthenia*.]
- anagyrin** (an-aj'i-rin). An alkaloid obtained from *Anagyris fetida* and *Anagyris indica*. The hydrobromid is said to be a cardiac stimulant.
- anakhre** (an-ah'kra). A disease characterized by a hornlike exostosis generally situated by the side of each nasal bone; almost restricted to the negroes of the Gold Coast of Africa. Called also *goundrou* and *big nose*. [Fr.]
- a'nal.** Relating to the anus. **a. canal** [pars analis recti BNA], the terminal portion of the rectum from the level of the levatores ani muscles to the anal orifice. **a. reflex.** The contraction of the sphincter ani muscle following irritation of the skin about the anus.
- analep'tic.** 1. (Adj.) Supporting, restorative (said of foods and drugs). 2. (N.) An agent that is thought to restore strength. [Gr., *analeptikos*, from *analambanein*, to restore.]
- anal'gen.** Syn.: *quinalgin*, *benzanalgin*. Ortho - oxyethylanamono - acetylamidoquinolin ($C_8H_8(OC_2H_5).NH(COC_6H_5)N$). Used as an antirheumatic and antineuralgic.
- analgesia** (an-al-je'ze-ah). Commonly used of loss of sensitiveness to painful impressions without loss of the sense of touch, in which respect it differs from anesthesia. **paretic a.** A peculiar state of a. of the upper limb, more or less complete, usually accompanied with partial paralysis and connected with some inflammation or injury of the hand, especially felon. [Gr., *analgesia*, insensibility.]
- analysis** (an-al'is-is). 1. In chemistry, the resolution of a compound into simpler bodies or into its ultimate elements for the purpose of ascertaining its composition and properties. 2. In pathology, an examination of a clinical history, of symptoms, etc., to determine the nature or cause of a disease. 3. A formal statement of the results arrived at in any of these processes. **absorbiometric a.** A method of determining the composition of gaseous bodies by noting the amount of absorption that takes place on exposure to a liquid, the coefficient of absorption of different gases in that liquid being known. **a., urine, how to make a;** see in appendix, page 893. **colorimetric a.** A. conducted by comparing the colors of solutions with those of standard test solutions. **densimetric a.** A. by ascertaining the specific gravity of a solution, thus determining the proportion of dissolved matter. **dry a.** A. by means of heat, using the blowpipe, crucible, fluxes, etc., and including spectral a. **elementary a.** The estimation of the amount of each element in any compound. **audiometric a.** See *gasometric a.* **forensic a.** An a. conducted for medico-legal purposes. **gasometric a.** An a. conducted by estimating the volume of the gases evolved in the decomposition of a compound. **gravimetric a.** A quantitative a. conducted by weighing the bodies analyzed or the products derived from them. **proximate a.** An a. to determine in what proximate principles the elements of a body are grouped. **psycho-a.** Mental a.; a term used in Freudian psychology. **qualitative a.** An a. undertaken simply to determine and isolate the elements of which a body is composed, without trying to ascertain the proportions in which they are combined. **quantitative a.** An a. undertaken to determine the proportions, either by weight or by volume, of the component elements of a body. The chief varieties are *gasometric*, *gravimetric*, and *volumetric a.* **spectral a., spectrometric a., spectroscopic a., spectrum a.** The determination of the chemical or physical constitution of a body by means of the spectroscope. **titration a.** See *volumetric a.* **ultimate a.** An a. to ascertain the ultimate elements of which a body is composed. **volumetric a., volumetrical a.** A quantitative a. by estimating the constituents by volumes. **weight a.** See *gravimetric a.* **wet a.** A. by means of solution, precipitation, etc. [Gr., *analyein*, to resolve matters into their elements.]
- anal'yst.** One who conducts an analysis, especially a chemist employed to make analyses for public purposes.
- analy'tic, analy'fical.** Pertaining to, or having the power of analysis.
- an'al'yzér.** 1. An analyst. 2. In a polarizing instrument, that part of the apparatus which distinguishes polarized from ordinary light, as opposed to the polarizer, which converts ordinary into polarized light.
- anamne'sia, anamne'sis.** The past history of a disease; any information bearing upon the case that can be furnished from memory. [Gr., *anamnesis*, from *anaminneskein*, to call to mind.]
- anamorph'ism, anamorpho'sis.** 1. In botany and zoology, an irregular or retrograde development. 2. In optics, the process by which a distorted image is restored to its proper form by means of a reflecting surface. 3. In pathology, an irregularity, distortion, or anomaly of development. [Gr., *anamorphosis*, from *anamorphoun*, to transform.]
- ananabasia** (an-an-ab-a'se-ah). Inability to ascend to high places. [Gr., *an*, priv., + *anabasis*, ascent.]
- anandria** (an-an'dre-ah). Absence of male characteristics. [Gr., *an*, priv., + *aner*, man.]
- anangioplasmia** (an-an-je-o-pla'se-ah). Congenital diminution of the caliber of the arteries. [Gr., *an*, priv., + *ageion*, vessel, + *plassein*, to form.]

anapeiratic (an-a-pi-rat'ik). Caused by the frequent repetition of some particular muscular action; applied to a class of occupation paralyses. [Gr., *anapeirasthai*, to continue or repeat an exercise.]

an'aphase. The stage in nuclear division (mitosis) as the chromosomes separate to form the diaster.

ana'phia. See *anhaphia*.

anaphore'sis. Diminished secretory activity of the sweat glands.

anapho'ria. Tendency of the visual axis of the eyes upward. [Gr., *ana*, upward, + *pherein*, to bear.]

anaphrodisia (an-af-ro-diz'e-ah). Absence or loss of sexual feeling. [Gr., *an*, priv., + *Aphrodite*, Venus.]

anaphrodisiac (an-af-ro-dis'e-ak). A drug or agent that diminishes sexual desire. [Gr., *an*, priv., + *aphrodisiakos*, venereal.]

anaphylactic (än-ah-fil-äk'tik). Decreasing immunity; pertaining to anaphylaxis.

anaphylactin. The substance in the blood which produces anaphylaxis. [Gr., *a*, priv., + *phylaktikos*, preservative.]

anaphylaxis (an-af-il-aks'is). 1. The sensitization of an animal, such as a guinea-pig, to a foreign proteid, so that a second dose finds an exaggerated susceptibility to the foreign substance. A guinea-pig injected with 0.01 c.c. of horse serum and in 10 to 12 days again injected with from 3 to 5 c.c., will die in about 10 minutes with respiratory failure, clonic spasm, and paralysis. The sensitized cells have probably produced receptors which grasp the non-poisonous moiety of the proteid and thus the poisonous group is liberated and acts. 2. A state of excessive susceptibility to the action of a toxin or drug after repeated injections or use. [Gr., *a*, priv., + *phylaxis*, protection.]

anapla'sia. The reversion of cells in their morphology, as the simplification of the tubular cells of the kidney in nephritis. [Gr., *ana*, again, + *plassein*, to form.]

Anaplas'ma. A genus of minute infusoria possibly causative of a disease in cattle.

anaplas'tic. Restoring a lost or absent part. [Gr., *anaplastos*, capable of being molded, plastic.]

anap'nograph. An apparatus for indicating the speed and pressure of the respiratory current of air. [Gr., *anapnoe*, respiration, + *graphein*, to register.]

anapno'ic. 1. Relieving dyspnea. 2. Pertaining to the respiration. [Gr., *ana*, against, toward, + *apnoia*, breathlessness (1st def.), + *pnoe*, respiration, 2nd def.]

anapnom'eter. See *anapnograph* and *spirometer*.

anapophysis (an-a-pof'is-is). The accessory process of a lumbar vertebra, a small process, pointing downward, situated behind the base of the transverse process and corresponding to the inferior tubercle of the transverse process of a dorsal vertebra. [Gr., *ana*, up, + *apophysis*, offshoot.]

anap'tic. Affected with anaphia, loss of the sense of touch. [Gr., *an*, priv., + *aptein*, to touch.]

anarcotin (ah-nar'kot-in). A name proposed for narcotin on account of its lack of narcotic properties. [Gr., *a*, priv., + *narkosis*, narcotism.]

anarithmia (an-ar-ith'me-ah). A form of aphasia in which the patient is unable to count. [Gr., *an*, priv., + *arithmos*, number.]

anarth'ria. 1. Want of vigor. 2. Absence of limbs or joints. 3. Inability to utter words distinctly from motor defect. [Gr., *an*, priv., + *arthron*, articulation.]

anasal'pin. Anhydrous wool fat. See *adeps lanae*.

anasar'ca. A puffy swelling, or bloating, extending over the whole body or the greater part of it, due to serous infiltration of the subcutaneous cellular tissue; general edema. **acute a.** A in which the skin preserves its natural color, and pitting under the finger disappears rapidly. **a., Karel treatment for;** see in *appendix*, page 916. [Gr., *ana*, throughout, + *sarx* (*sarc-*), flesh.]

anaspadias. The condition of urethral opening on the dorsum of the penis.

anastal'sis. A term applied by W. B. Cannon to an upward moving contraction of the intestine (Am. J. Physiol. Vol. XXX, 1912, p. 126). It being more exact than the general term, peristalsis. See *katastalsis* and *diastalsis*. [Gr., *ana*, up, + *stalsis*, a compression, restriction.]

anastomose. To communicate with or join each other by anastomosis.

anastomosis (an-as-to-mo'sis). Syn.: *in-osculation*. The communication of an artery or vein with another artery or vein; also the vascular branch by which such communication is established. **a. by convergence.** A union of two arteries running in the same general direction. **a. by inosculation.** The union of two vessels coming from opposite directions like that of the intestinal arteries in the mesentery. **a. by transverse communication.** A communication between two parallel vessels by means of a communicating (anastomotic) branch. **a. per coailitum.** The simple coalescence of two arteries so as to form one trunk of a caliber equal to the sum of the calibers of the two. **a. per dehiscientiam.** A communication between two adjacent arteries for a small portion of their course, so that the entering and emergent branches together form a figure somewhat like a cross. [Gr., *ana*, up, + *stomosis*, from *stoma*, mouth.]

anastomotic (an-as-to-mot'ik). Pertaining to anastomosis.

anatom'ic, anatom'ical. 1. Pertaining to anatomy or to the ultimate parts into which an organism may be resolved by dissection. 2. Structural, as opposed to functional. 3. Due to dissection.

anatom'ico-. A prefix signifying of or pertaining to anatomy.

anat'omist. 1. One who is versed in anatomy. 2. One who practises dissection.

pathological a. One who is versed in pathological anatomy, or who gives his

attention to making post-mortem examinations.

anatomiza'tion. 1. Dissection. 2. Analysis.

anat'omy. 1. Dissection. 2. Analysis. 3. The science of structure of an organism; of the examination and appreciation of its several parts and of their relations to each other and to the functions of the organism. **applied a.** A. in its relations to the diagnosis and treatment of disease. **artificial a.** The art of making models in wax or other material to illustrate a., normal or pathological. **artistic a.** That branch of a. which deals with the external form of the human body, or that of the other mammalia, in its various attitudes, as an aid to painters and sculptors. **comparative a.** The study or science of the anatomic and structural relations between the lower animals and man. **corrosion a.** The study of a. by destroying obscure parts by corrosion, the elements it is desired to observe, such as ducts and vessels, having previously been injected with some substance that resists the action of the corrosive agent, so that, on the completion of the process, their exact form is represented. **descriptive a.** A. studied by a separate consideration of the different systems in an organism, with reference to their relation to other systems. **general a.** A consideration of the tissues and fluids of the body in general, with the properties of the tissues and their arrangement into systems. **gross a.** A. without reference to the minute structure of parts. **histological a.** See *histology*. **homological a.** That branch of a. which deals with the correlation of parts. **human a.** The a. of man, i. e. of the human body. **macroscopic a.** See *gross a.* **medical a.** The application of a. to the study of the causes, symptoms, and treatment of non-surgical diseases. **microscopic a.** 1. Histology. 2. The study of microscopic organisms. **minute a.** See *histology* and *microscopic a.* **morbid a.** See *pathological a.* **palaeontological a.** The study of fossil remains with a view to their classification. **pathological a.** The science of the anatomical changes in the solids and fluids of the body which result from or give rise to disease, and of the relations between these changes and the phenomena of disease. **physiological a.** Anatomical study of the tissues for the purpose of ascertaining their functions. **practical a.** 1. Dissection. 2. Applied a. **preservative a.** The preservation of anatomical specimens. **regional a.** See *topographical a.* **special a.** The a. of a single species, or of a single system, apparatus, or organ. **surgical a.** The application of a. to the elucidation of surgical diseases and the performance of surgical operations. **theoretical a.** 1. The science of a. as opposed to the practice of dissection. 2. Transcendental a. **topographical a.** A study of all the structures met in any particular part

of the body, with regard to their relation to each other. **transcendental a.** A. in its bearings upon theories of type, evolution, developmental changes, the adaptation of means to ends, etc. **vegetable a.** The a. of plants. **veterinary a.** The a. of domesticated animals. [Gr., *anatome*, dissection, from *ana*, up, + *temnein*, to cut.]

anatricot'ic. A type of pulse shown by a triple indentation of the ascending curve in the sphygmographic record.

anatriptic (an-at-rip'tik). A medicine which is applied by rubbing. [Gr., *anatriptos*, rubbed up.]

anazotu'ria. A deficiency or absence of nitrogenous matter (urea) in the urine, also a morbid condition characterized thereby. [Gr., *an*, priv., + *azote*, not fit to preserve life, + *ouron*, urine.]

anazyme (an'az-im). A compound of boric and carbolic acids, employed as a substitute for iodoform.

An. C. C. Abbreviation for anodal closure contraction.

anchietin (an-ki'et-in). An alkaloid obtained from the *Anchietea salutaris* and thought to be its native principle.

anchorage (an'kor-age). 1. In surgery the fixation of a displaced viscus. 2. In dentistry the points of the fixation of fillings or of artificial crowns or bridges. [Old Eng. *ancor*, from Lat., *ancora*, from Gr., *agkyra*, a hook.]

Anchusa tinctoria (an-ku'sah tink-to're-ah). Dyers' alkanet; a perennial herb growing in southern Europe and the neighboring Mediterranean islands. Its root contains an astringent coloring principle called anchusic acid, anchusin, or alkannin. It is occasionally employed in medicine.

anchylosis. See *ankylosis*.

anchylostomum. See *Ankylostoma*.

an'conad. Toward the elbow. [Gr., *agkon*, elbow, + Lat., *ad*, toward.]

an'conal. Pertaining to the elbow or the olecranon. [Gr., *agkon*, the elbow.]

anconeus (an-co'ne-us). See *table of muscles*, under *muscle*.

anconiradialis (an-co''ni-ra-di-a'lis). Situated on the radial border of the forearm. **a. digiti medii.** The first dorsal interosseous muscle of the hand.

anconulnaris (an-co''ni-ul-na'ris). Situated on the ulnar border of the forearm. **a. digiti annularis.** The third dorsal interosseous muscle of the hand. **a. digiti medii.** The second dorsal interosseous muscle of the hand.

An'da. A genus of euphorbiaceous plants. **A. de Pison, A. Gomesii, A. joannesia, Johannesia princeps.** oil of a. A fixed oil obtained from the seeds of *Johannesia princeps*. It has been recommended as a substitute for castor oil, being more limpid; applied to the skin it acts as an irritant. [From the Brazilian name *andaagu*.]

Ander's disease. Adiposis tuberosa simplex.

Andi'ra araro'ba. A large tree growing

- in the province of Bahia, in Brazil, and furnishing araroba, or Goa-powder.
- andrei'a, an'dria.** A male hermaphrodite. See *hermaphroditism*. [Gr., *andrea*, manliness, from *aner*, *andros*, a man.]
- andro-** A prefix from the Gr. *aner*, *andros*, man, signifying of or pertaining to the male sex.
- androgenous** (an-droj'en-us). Giving birth to males. [Gr., *aner*, man, + *genesis*, to beget.]
- androgyna** (an-droj'in-ah). A female hermaphrodite. See *hermaphroditism*. [Gr., *aner*, a man, + *gynē*, a woman.]
- andrology** (an-drol'o-je). The branch of medicine that treats of man and of the diseases peculiar to the male sex. [Gr., *aner*, man, + *logos*, science.]
- androm'edotox'in, andrometox'in.** An anodyne and poisonous principle obtained from *Andromeda japonica* and some other ericaceous plants.
- andropho'bia.** An insane dislike or dread of men. [Gr., *aner*, man, + *phobos*, dread.]
- androphonomania** (an'dro-fo-no-may'ne-ah). Old term for homicidal mania. [Gr., *androphonos*, man-killing, + *mania*, madness.]
- anecta'sia, anec'tasis.** A lack of the usual size in an organ. [Gr., *an*, priv., + *ektasis*, extension.]
- anec'tasin.** A vasoconstrictor bacterial product.
- anelect'ric.** Insusceptible of being electrified by friction; readily parting with electricity. [Gr., *an*, priv., + *elektron*, amber.]
- anelectrode.** The positive pole of a battery. [Gr., *ana*, upward, + *elektron*, amber, + *odos*, a path.]
- anelectroton'ic.** Characteristic of or dependent on anelectrotonus.
- anelectrot'onous.** The state of diminished irritability and conductivity in the region of the anode when an electric current is passed through a nerve. [Gr., *ana*, upward, + *elektron*, amber, + *tonos*, tone.]
- Anel's operation.** Ligation of an artery immediately on the proximal side of an aneurism. A's **probe.** A probe for the nasal duct and punctum lacrimale. [Dominique Anel, French surgeon, 1679-1730.]
- anemia.** A diminution of the amount of blood in the body, either from hemorrhage or from deficiency of the hemoglobin or albumin of the blood. **acute a.** An a. due to the sudden loss of a large quantity of blood. **acute pernicious a.** See *progressive pernicious a.*
- ankylostoma a.** See *miners' a.* **essential a.** See *progressive pernicious a.*
- infantile splenic a.** An a. of early infancy due to hypertrophic alteration of the spleen. It is progressive and of a grave nature. **miners' a.** The disease, resulting from the presence of the intestinal parasite *Ankylostoma duodenale*, observed in miners and workers in tunnels. See *ankylostomiasis*. **paludal a.** The a. due to malarial influences. **perni-**
- cious a.** See *progressive pernicious a.*
- phenylhydrazin a.** A condition of the blood similar to that of pernicious a., produced in animals by subcutaneous injections of phenylhydrazin. **primary a.** Same as *pernicious a.* **progressive cachectic a.** A variety of progressive pernicious a. distinguished by a decided cachexia without any discernible cause. **progressive pernicious a.** A form of a. without any apparent cause which tends toward a fatal issue. It begins insidiously and is unattended by any bronzing of the skin, enlargement of the spleen and lymphatics, or any great disproportion in number between the red and white blood corpuscles. **retinal a.** A condition sometimes observed in marked general a., in which the retinal arteries are somewhat diminished in caliber. Usually the veins are not affected and there is little, if any interference with vision. **secondary a.** An a. due to hemorrhage or to reduction of red corpuscles from a well-recognized cause, as malaria, or cancer, or toxic conditions, such as lead poisoning. **spinal a.** A deficiency in the supply of blood to the spinal cord. It may affect the motor or sensory tracts of the cord, giving rise to disturbances of motion or sensation in different parts of the body. The sensory symptoms caused by this condition are those of irritation. **splenic a.** A condition characterized by anemia and an enlarged spleen, in which cirrhosis of the liver may develop later; usually a secondary a. **tropical a.** A form of a. met with in unaccimatized persons living in the tropics. [Gr., *anaimia*, from *an*, priv., + *aima*, blood.]
- anem'ic.** Pertaining to, caused by, or affected with anemia. [Gr., *anaimos*.]
- Anemone** (an-em'o-nē). A genus of the *Ranunculaceae*. **A. hepatica.** Liverwort, a species common throughout continental Europe. The leaves were formerly much employed in chronic disease of the thoracic and abdominal viscera. **A. pratensis.** Meadow a. The herb has a slight pungent odor and a burning, acrid taste, which it loses to a great extent upon drying. It contains *anemonin*, *anemonol*, and tannin. It is used for the same purposes as *A. pulsatilla*. **A. pulsatilla.** The herb was formerly official in the U. S. Ph., as *pulsatilla*. It is said to be somewhat less acrid than *A. pratensis*, but it probably contains the same constituents. It is used in acute catarrhal affections. [Gr., *anemone*, the wind flower, from *anemos*, wind, because plants of this genus grew in windy places.]
- anem'onin.** A poisonous crystalline substance, C₁₆H₁₂O₆, obtained from the leaves and flowers of several species of *Anemone*. It is volatile and has a burning, aromatic taste like that of pepper. It has been used in whooping-cough, bronchitis, and asthma.
- anem'onol.** Oil of anemone; it is exceedingly pungent and irritating.
- anemopho'bia,** Aphobia or compulsive

- idea relative to the danger from winds or drafts. [Gr., *anemos*, wind, + *phobos*, fear.]
- anemotrophy** (an-em-ot'ro-fe). Impoverishment (defective formation) of the blood. [Gr., *an*, priv., + *aima*, blood, + *trophe*, nourishment.]
- anenceph'alus**. A monstrosity characterized by absence of the brain and spinal cord, the cranium being open throughout its whole extent and the vertebral canal converted into a groove. [Gr., *an*, priv., + *egkephalos*, the brain.]
- anep'ia**. Loss of the power of speech. [Gr., *anepes*, speechless.]
- anerethisia** (an-er-e-this'e-ah). Impaired irritability of a muscle or nerve. [Gr., *a*, priv., + *erethizein*, to excite, to provoke.]
- anergia** (an-er'je-ah). Inactivity. [Gr., *an*, priv., + *ergo*, work.]
- an'croid**. Not containing liquid; as, an a. barometer. [Gr., *a*, priv., + *neros*, moist, + *eidōs*, appearance.]
- anerythrospia** (an-er-ith-rop'se-ah). Red blindness, or, more properly, red-green blindness. [Gr., *an*, priv., + *erythros*, red, + *opsis*, sight.]
- ane'sin**. A one-per-cent. solution of acetone in chloroform; a hypnotic and local anesthetic. Same as *chloretone*. [Gr., *anesis*, relaxation.]
- anesthescinesis** (an-es'the-sin-e'sis). Absence of both sensibility and the power of movement. [Gr., *an*, priv., + *aisthesis*, sensibility, + *kinesis*, movement.]
- anesthe'sia**. 1. Complete or nearly complete loss, temporary or permanent, of the power of sensation, either in the whole body or in any part of it, involving either common tactile sensibility, the special sensibility of an individual organ, or any sort of perceptive faculty, whether due to disease, to the action of a drug, or to injury. 2. The production of this condition. The varieties are: **doll's head a.** Central a. affecting the head, neck, and upper part of the thorax. **electrical a.** Temporary a. due to the passage of the electrical current. **facial a.** Insensibility of the parts supplied by the facial nerve. **general a.** A. affecting the whole body. **girdle a.** A ring of a. which surrounds the body. **gustatory a.** Loss or absence of the sense of taste. **infiltration a.** Local a. produced by hypodermic injections of solutions such as cocain, eucaïn, salt solution, etc. **local a.** A. confined to one limited part of the surface. **mixed a.** A. produced by the use of more than one anesthetic agent. **morphin-scopolamin a.** A general a. produced by injecting 0.01 gm. of morphin and 0.0012 gm. of scopolamin hydrobromate. **muscular a.** Absence or loss of the muscular sense. **olfactory a.** Loss of the sense of smell. **partial a.** A. with retention of some degree of sensibility. **peripheral a.** A. due to changes in the peripheral nerves. **pressure a.** In dentistry, the forcing of anesthetic agents into the tissues, as into the pulp of the tooth or even the dentin by means of a powerful syringe or unvulcanized rubber. **primary a.** A temporary a. occurring in the early stages of general a. **pulmonary a.** A. by inhalation. **rectal a.** Local a. caused by placing an anesthetic agent in the rectum. **Schleich's a.** See *infiltration a.* **sexual a.** Loss of the sexual sense. **spinal a.** 1. A. due to a spinal lesion. 2. Cocainization of the spine. **surgical a.** A. due to the administration of an anesthetic. **tactile a.** Loss or deficiency of the sense of touch. **thermic a.** Loss of the perception of heat. **total a.** Complete loss of sensation. **unilateral a.** A. of either lateral half of the body. **visceral a.** Loss of sensation in the viscera. [Gr., *anaesthesia*, from *an*, priv., + *aisthesis*, perception by the senses.]
- anesthesin** (an-es'the-sin). A name applied to ethylaminobenzoate (C₆H₄.NH₂.COO(C₂H₅)). It is used as a substitute for cocain. **soluble a.** A soluble, sweet preparation of anesthesia, intended for subcutaneous injection.
- anesthet'ic**. 1. (Adj.) pertaining to, accompanied by, or producing anesthesia. 2. (N.) any agent capable of producing anesthesia, either general or local. [Lat., *anestheticus*.]
- anes'thetiza'tion**. The production of anesthesia, general or local.
- anes'thetizer**. A person charged with the administration of an anesthetic.
- anes'thyl**, **anes'thol**, **anes'til**. A mixture of ethyl chlorid and methyl chlorid, used as a local anesthetic.
- an'ethene**. A hydrocarbon, C₁₀H₁₆, found in oil of dill.
- an'ethol**. Allylmethylphenol, C₁₀H₁₂O. A liquid or solid substance, formed in oil of anise, fennel, and tarragon. Antiseptic. **a. hydrid**. See *anise camphor*. **solid a.** See *anise camphor*. [Gr., *anethon*, anise.]
- aneu'ria**. Lack of nervous power. [Gr., *a*, priv., *neuron*, a nerve.]
- an'eurism**. A tumor formed by localized dilatation of an artery through which blood circulates. Such tumors are distinguished by their expansive pulsation with each systole of the heart, by a thrill to be felt in them on palpation, and by a *bruit* heard on auscultation. As they increase in size they produce absorption of adjacent structures and give rise to distressing symptoms by their pressure on nerves. Their final tendency is to burst and, if a large artery is the seat of the tumor, to cause death. They are classed as: (1.) *true arterial a.* and (2.) *arteriovenous a.* A *pulsating arterial hematoma*, even though its walls are not formed by the wall of an artery must be classified with aneurisms. **a. by anastomosis**. 1. J. Bell's term for a vascular tumor made up of enlarged and proliferated capillaries. 2. See *arteriovenous a.* 1. **true arterial a.** If only a portion of the wall of an artery is affected, a *sac-cular a.* is formed; if the entire wall is involved, a *cylindrical* or *cirsoid a.* develops. Other varieties of arterial a. are:

a. by erosion. **congenital a.** dissecting **a.** embolic **a.** false traumatic **a.** spontaneous **a.** True arterial **a.** is about twice as frequent in the male as the female and develops most often between the thirtieth and fiftieth year, involving the following arteries in the order of frequency given: thoracic aorta, popliteal, femoral, abdominal aorta, subclavian, innominate, axillary, iliac, visceral, central, and pulmonary. **arteriovenous a.** Those having a venous sac, connecting with a vein on one side and an artery on the other, called *aneurismal varix*; those having a false sac without direct communication with vein or artery called *varicose a*; and the rare form occurring when a true arterial **a.** erodes the wall of a vein and ruptures into it, called *arteriovenous a.* with *arterial sac*. *Arteriovenous a.* is usually due to punctured wounds and the vessels usually involved are the following in the order of frequency given: *brachial, femoral, popliteal, carotid*, arteries of the head, especially the temporal and the subclavian and axillary arteries. **varicose a.** An **a.**, either traumatic or spontaneous, consisting in the communication of an artery with a vein through the medium of a distinct sac formed between the two. [Gr., *aneurysma*, a dilatation, from *aneuryein*, to dilate.]

anfractuosity (an-frak-tu-os'i-te). Lit., an interruption, a winding, a breaking, a detour (as of a path). 1. Any one of a number of spiral turns. 2. A roughness of surface. 3. A cerebral fissure or sulcus. **ethmoidal anfractuositities.** The ethmoidal cells. [Lat., *anfractus*, a bending.]

angatra. A native name for a disease observed in Madagascar, characterized by pain extending around the head and the abdomen in the form of a ring, not accompanied by fever or any apparent organic change, but ending in marasmus.

angeli-. For words beginning thus see *angi-*.

Angelica (an-jel'ik-ah). 1. Lungwort. A genus of the *Umbelliferae*. 2. The root of *Archangelica officinalis*. Various parts of numerous species are used under the name of *A.*, especially the roots of *A. archangelica* and *A. atropurpurea*. The root is used as a simple bitter. [Lat., *angelicus*, angelic, on account of the marvelous medicinal properties ascribed to some species.]

angelicin (an-jel'is-in). A crystalline substance obtained from *Angelica*.

angi-. In composition having to do with a blood vessel. [Gr., *ageion*, vessel.]

angiectasis (an-je-ek'ta-sis). Dilatation of vessels without the power of independent growth, as contrasted with true blastomas. [Gr., *ageion*, a vessel, + *ektasis*, extension.]

angiectopia (an-je-ek-to'pe-ah). Abnormal position or course of a blood-vessel. [Gr., *ageion*, vessel, + *ek*, out, + *topos*, place.]

angiitis (an-je-i'tis). Inflammation of a

blood or lymph vessel. [Gr., *ageion*, a vessel, + *itis*, inflammation.]

angina (an'ji-nah or an-ji'nah). Lit. a sense of suffocation, a difficulty in breathing or swallowing; a general term for any inflammatory disease of the throat or the trachea, or of the adjacent structures, characterized by pain or difficulty in breathing or swallowing. A term now but little used except as referring to acute and painful conditions of the throat, and tonsils and more commonly of a pectoris. **a.** ab *hydrargyrosi*. Mercurial stomatitis. **a.** *acuta*. An ordinary sore throat of an acute character with pronounced fever. **a.** *aphthosa*. See *aphthous a.* **a.** *arthritica*. A sore throat occurring during the course of an arthritic attack, sometimes resulting in abscess. **a.** *carbuncularis*, **a.** *carbunculosa*. 1. A form of anthrax affecting the throat, often accompanied with erysipelas; observed in swine. 2. An **a.** complicated with carbuncle. **a.** *cruris*. Intermittent lameness, with pain and cyanosis of the affected limb, due to arterial obstruction. **a.** *exanthematica*. The **a.** of an eruptive fever (e. g., scarlet fever). **a.** *follicularis*, **a.** *folliculosa*, **a.** *folliculosa pharyngea*. See *follicular a.* **a.** *Ludovici*, **a.** *Ludwigii*. A diffuse phlegmonous inflammation of the floor of the mouth and of the intermuscular and subcutaneous tissue of the submaxillary region. **a.** *pectoris*. Breast pang, dyspnea of the heart, neuralgia of the heart, diaphragmatic gout; a term applied by Heberden to a disease first described by Rougnon in 1768. It is characterized by sudden attacks of terrible pain in the region of the heart, often radiating to the shoulders and down the left arm, with intense difficulty in breathing, a feeling of constriction of the chest, an overpowering apprehension of impending death (so that all movements are avoided, lest they should precipitate that event), deadly pallor, cold sweat, and great weakening of the heart's action, while the pulse is diminished in volume. Death frequently occurs in an attack. True **a.** *p.* is associated with serious disease of the heart (either valvular disease, degeneration of the muscular tissue, or embolism of the coronary arteries), and it is not uncommon for the paroxysm to prove fatal. The false or pseudo-form has been referred to some pathological condition of the nervous apparatus of the heart. **aphthous a.** Angina accompanied with the formation of aphthae on the tonsils or in some other part of the throat. **follicular a.** Syn.: *chronic bronchitis, clergyman's sore throat*. A chronic diffused catarrh of the pharynx and larynx, common in persons much employed in public speaking or singing, or who drink alcoholic liquors to excess. **simple a.** Ordinary sore throat; hyperemia of the fauces with more or less pain in swallowing, often accompanied with a swollen state of the uvula, coryza, and fever. **toxic a.** A form due to the abuse of tea,

- coffee, or tobacco. **vasomotor a.** A condition in which, together with the usual symptoms of a. pectoris, there are numbness, pain, and difficulty of movement in all the limbs, which become pale and decidedly cyanotic. The pulse remains unaffected and no abnormal sounds are heard over the heart. According to Landois and Nothnagel, the condition is due to a widely distributed spasm of the blood vessels. **Vincent's a.** See *Vincent*. [Lat., *angina*, from *angere*, to choke.]
- an'giniform, ang'inoid.** Resembling angina.
- an'ginose, an'ginous.** Of the nature or character of angina.
- angio-.** Combining form of Gr., *aggeion*, vessel, receptacle; used as a prefix in compound words to denote of or pertaining to a blood vessel. Sometimes incorrectly spelled angei-.
- an'gioblast.** An embryonic cell-form, whence the vessels are derived. [Gr., *aggeion*, vessel, + *blastos*, germ.]
- ang'ioardiopathy.** A morbid condition of the heart and blood vessels.
- an'giocardi'tis.** Inflammation of the heart and blood vessels.
- angiocholi'tis.** Inflammation of the bile ducts.
- an'giokerato'ma.** An outgrowth of the horny layer of the epidermis upon a telangiectatic patch. [Gr., *aggeion*, vessel, + *keras*, horn, + *oma*, tumor.]
- an'giokine'sis.** Excited motion or action of the blood-vessels.
- an'gioleuki'tis.** See *lymphangitis*.
- an'giolipo'ma** (an-je-o-li-po'mah). An angioma containing fatty tissue.
- angiolith** (an'je-o-lith). A calculus in a blood vessel. [Gr., *aggeion*, a vessel, + *lithos*, a stone.]
- an'giolymph'i'tis.** See *lymphangitis*.
- an'giolympho'ma.** See *lymphangioma*.
- angioma** (an-je-o'mah). A tumor composed of abnormally arranged, tortuous and dilated blood or lymph vessels, or of vessels showing true proliferation of cells. The varieties are: **a. simplex.** Known also as *telangiectasis*, but incorrectly, because there is present something more than a dilatation of vessels in an actual new formation of vessels. **cavernous a.** Similar in structure to the corpus cavernosum of the penis, being made up of the retiform blood spaces. **cirroid a.** A variety of a. characterized by thickened, dilated, tortuous, pulsating vessels; arteries forming the tumor rather than capillaries and many of the capillaries having aneurismal dilatation. **cutaneous a., subcutaneous a.** This form of a. develops most frequently in the skin and subcutaneous tissue, especially in the cheeks, eyelids, lips, and scalp. They are red in color and the blood may be driven out on pressure, returning when the pressure is removed. [Gr., *aggeion*, a vessel, + *oma*, tumor.]
- an'giomala'cia.** Softening of the blood-vessels.
- angioneurosin** (an'je-o-nu-ro'sin). See *nitroglycerin*.
- an'gioneuro'sis.** Any neurotic condition characterized by deranged vasomotor nerves. It may have its origin in lesions, either of the brain or cord, or even of the peripheral nervous system and its ganglia, and manifest itself by redness, or pallor, or edema of areas of the skin or subcutaneous tissue. [Gr., *aggeion*, a vessel, + *neuron*, a nerve.]
- angiopathy** (an-je-op'a-the). Any disease of the blood vessels. [Gr., *aggeion*, vessel, + *pathos*, affection.]
- angioplany** (an'je-o-pla-ne). An abnormality in the course of a vessel. [Gr., *aggeion*, vessel, *plane*, a wandering.]
- angioplasty.** Plastic surgery of blood vessels. [Gr., *aggeion*, vessel, + *plassein*, to form.]
- an'giosarco'ma.** A sarcoma in which a proliferation of blood vessels is the predominant element; sometimes developed from a diffuse cavernous angioma.
- angiosclerosis** (an'je-o-skle-ro'sis). A hardening of the blood vessels, both arteries and veins. See *arteriosclerosis*. [Gr., *aggeion*, a vessel, + *skleros*, hard.]
- angiosialitis** (an'je-o-si-al-i'tis). Inflammation of the duct of a salivary gland. [Gr., *aggeion*, vessel, + *sialon*, saliva, + *itis*, inflammation.]
- angio'sis.** Any disease of the blood or lymph vessels.
- an'giosteno'sis.** Constriction or contraction of the blood-vessels.
- angiosteogeny, angiosteosis** (an'je-oste-o'je-ne, an'je-os-te-o'sis). Calcification of the vessels. [Gr., *aggeion*, vessel, + *osteon*, a bone.]
- angiotelctasia, angiotelctasis** (an'je-o-tel-ek-ta'se-ah, an'je-o-tel-ek'ta-sis). Distension of capillary vessels or of minute arteries and veins. [Gr., *aggeion*, vessel, + *telos*, end, + *ektasis*, distention.]
- angiotomy** (an-je-ot'o-me). 1. Section of an artery or vein. 2. Dissection of the blood vessels or lymphatics. [Gr., *aggeion*, a vessel, + *tome*, a cut.]
- an'gle.** 1. The degree of divergence of two straight lines or two planes which meet each other or would meet if sufficiently projected. 2. A corner, a point at which two or more edges or sides of an object or the walls or boundaries of a cavity or opening meet; an abrupt bend.
- acromial a.** An a. formed by the clavicle and the head of the humerus. **a. a., a. alpha.** The a. (of 5°) formed by the visual axis and the optic axis. **a. of a rib.** The sharp turn taken by a rib in its posterior portion at a point corresponding to the outer edge of the erector spinae muscle. **a. of deviation.** 1. In optics, the a. between a refracted ray and the prolongation of the incident ray beyond the point of incidence. 2. The a. through which a galvanometer needle or the needle of a compass is made to move by the action of some disturbing force. **a. of incidence.** The angle which a ray of light or a wave of sound makes with the perpendicular to a surface at which it undergoes reflection or refraction. **a. of the lower jaw.** The prom-

inence of the junction of the ramus and body of the lower jaw. [B. N. A., *angulus mandibulae*.] **a. of polarization**. That a. of reflection, varying with the nature of the reflecting substance in which light is most completely polarized. **a. of the pubes**. The internal extremity of the pubic crest. [B. N. A., *angulus pubis*.] **a. of reflection**. The a. which a reflected ray of light or sound wave makes with a perpendicular let fall upon the reflecting surface at the point of reflection. **a. of refraction**. The a. which a refracted ray of light makes with the prolongation of a perpendicular let fall upon the surface at which the refraction takes place. **a. of vision**. See *optic a.* **auricular a.** The suboccipital and supra-occipital a.'s combined. **basilar a.** An a. included between two lines meeting at the basion, one being drawn from the nasion and the other from the opisthion. **biorbital a.** The a. formed by the intersection of the axes of the orbits. **cephalic a.'s**. A general term for the cranial and facial a.'s. **condylar a.** An a. formed by the plane of the occipital foramen with that of the basilar groove. **cranial a.'s**. Cephalic a.'s corresponding to the auricular a.'s but having their apices at the anterior border of the occipital foramen. **critical a.** Syn.: *limiting a.* The greatest a. which a ray of light passing from a denser to a rarer medium can make with the perpendicular to their surfaces of contact without undergoing total reflection. **ethmocranial a.** See *olfactory a.* **facial a.** 1. Of Camper, an a. formed by the intersection of a line tangent to the most prominent part of the forehead and the point of intersection and a line running from the auricular point to the point of intersection. 2. Of Albrecht Dürer, an a. formed by a line tangent to the brow and the lobule of the nose and a line running from the lobe of the ear to the lower part of the nasal septum. 3. Of G. Cuvier and Geoffroy St. Hilaire, an a. formed by a line running from the glabella to the lower end of the nasal septum in the living subject (to the subnasal spine of a skull) and a line running from the auricular point to the latter. 4. Of Cloquet, an a. formed by a line tangent to the glabella and the alveolar border of the maxilla and a line running from the auricular point to the latter. 5. Of Jacquart, the same a. as that of Cuvier and Geoffroy St. Hilaire, but having its apex at the nasal spine. **frontal a.** The a. formed by a line running from the auricular point to the bregma and one running from the auricular point to the glabella. [B. N. A. *angulus frontalis*.] **frontoglabella a.** The slope of the forehead. **ilio-ischial a.** The a. formed by the ischium with the cotylosacral rib of the ilium. **iliovertebral a.** The a. formed by the ilia with the vertebral column. **limiting a.** See *critical a.* **Louis's a.** See under *Louis*. **metafacial a.** The a. formed by the pterygoid processes with the plane

of the lower surface of the base of the skull. **meter-a.** The a. of convergence of the two eyes when both are fixed upon an object situated at a distance of 1 meter from each. **nasal a. of the eye**. The inner a. of the eye. **nasomalar a.** An a. formed at the base of the nose by the intersection of two lines running from the outer margins of the orbits; from 130° to 135° in Europeans and from 140° to 145° in Mongolians. **occipital a.** Of Broca, the a. formed by the plane of the occipital foramen with a line running from the opisthion to the root of the nose. [B. N. A., *angulus occipitalis*.] **olfactory a.** Syn.: *ethmocranial a.* The a. formed by the basicranial axis with the plane of the cribriform plate of the ethmoid bone. **optic a.** Syn.: *visual a.* The a. included between the lines joining the extremities of an object looked at with the posterior nodal point of the eye. **parietal a.** 1. of Quatrefages, an a. formed by the intersection of two lines, drawn one on either side of the head tangent to the most prominent points of the zygomatic arch and the frontoparietal suture. 2. Of Broca, an auricular a. formed by two lines running from Broca's auricular point to the bregma and the lambda [B. N. A., *angulus parietalis*]. **rolandic a.** The a. formed by the meeting of the upper part of the fissure of Rolando with the mesial plane. **sacrovertebral a.** The a. formed by the anterior surfaces of the last lumbar and the first sacral vertebrae [B. N. A., *promontorium*]. **sphenoidal a.** Virchow and Welcher's term for an a. formed by two lines meeting in the median line at the center of the transverse groove of the optic commissure, one of which is drawn from the nasion and the other from the basion [B. N. A., *angulus sphenoidalis*]. **sternoclavicular a.** Walsh's term for the a. formed by the clavicle with the sternum. **symphyseal a.** The a. formed by the lower axis of the symphysis menti with the plane of the lower part of the body of the lower jaw. **temporal a. of the eye**. The external canthus. **vertebro-iliac a.** The a. formed by the iliac portion of the plane of the pelvic inlet with the vertebral column. **vestibular a.** The a. formed by the posterior and middle walls of the vestibule, containing the opening of the ampulla common to the two vertical semicircular canals. **visual a.** See *optic a.* **Welcher's a.** See *sphenoidal a.* **xiphoid a.** The space between the two borders of the xiphoid notch. [B. N. A., *angulus*.] [Lat., *angulus*, corner, angle.]

angola seeds (an-go'lah). Jequirity beans. See *Abrus precatorius*.

Angostura, Angostura (an-gos-tu'rah, angus-tu'rah). See *Cusparia*. A genus, usually referred to *Galipea*. **a. bark**. See *Cusparia*. **false a. bark**. The bark of *Esenbeckia febrifuga* Juss.; *Brazilian a. bark*. The bark of *Strychnos nux vomicae*, sometimes accidentally mixed with a bark. [Said to be derived from *Angos-*

tura, the name of a Venezuelan city on the Orinoco River.]

anguilliform (an-gwil'e-form). Eel-shaped.

Anguillula (ang-gwil'lu-lah). A nematoid worm of the family *Anguillulidae*, having a mouth without teeth or spine, when parasitic, but possessing small teeth and two spicules when in the free-living state. **A. aceti**. The common vinegar, at times found in the human bladder and urine. **A. intestinalis**. A parasitic worm 2.2 mm. in length causing catarrhal diarrhea, and anemia from its presence in the human intestine. Discovered by Babay in 1877 in Cochín-China diarrhea. They bore into the epithelium of Lieberkühn's glands and lay eggs, which hatch out in the intestine and pass out with the feces. No male parasite has been discovered and the parasite is thought to be hermaphroditic or to develop by parthenogenesis. **A. stercoralis**. Syn.: *A. intestinalis*, *Strongyloides stercoralis*, *Strongyloides intestinalis*. The free living generation of *A. intestinalis*, which is sexually differentiated. These worms reach the open, mature, and propagate. [Lat., "little eel."]

anguilluliasis (an-gwil-u-li'as-is). The presence of an anguillula within the body.

angular. 1. Shaped like or having an angle. 2. Pertaining to a part termed an angle, e. g., the a. artery. 3. As a n., a bone of the mandible in some vertebrates.

angulus (an'gu-lus). An angle. **a. acutus tibiae**. The shin, or anterior edge of the tibia. **a. costac**. See *angle of a rib*. **a. ethmolacrimalis**. The angle of the orbital plate of the maxilla at its junction with the ethmoid bone. **a. femoris medius**. The prominent ridge or line which extends from the upper to the lower end of the shaft of the femur, separating the anterior and median surfaces. **a. frontalis**. The superior anterior angle of the parietal bone. **a. humeri anterior**. The prominent line or ridge on the anterior surface of the os brachii, which runs from about the middle of the bone down toward the condyles. **a. humeri lateralis**. The prominent line or ridge which begins behind the roughened point for the insertion of the deltoid muscle and runs down the shaft of the bone, forming the edge of the "gutter of torsion." **a. humeri medius**. The prominent line or ridge which begins near the insertion of the coracobrachialis muscle and runs down toward the inner condyle. **a. Ludovici**. See *Louis's angle*, under *Louis*. **a. mastoideus**. The posterior inferior angle of the parietal bone. **a. occipitalis**. The superior posterior angle of the parietal bone. **a. ocularis**, **a. oculi**. Syn.: *canthus*. The angle formed either at the inner or the outer side of the eye by the union of the upper and lower lids. **a. oculi externus**. Syn.: *canthus oculi externus* (seu *temporalis*). The outer angle of the eye. **a. oculi internus**.

Syn.: *canthus oculi internus* (seu *nasalis*).

The inner angle of the eye. **a. oris**. The angle formed at either side of the mouth by the meeting of the upper and lower lips. **a. prepubicus**. The sharp bend made by the urethra of the male in front of the pubes when the penis is in a flaccid state. **a. pubis**. See *angle of the pubes*, under *angle*. [Lat., *angulus*, angle.] **angustia** (an-gus'te-ah). A narrowing; a constriction. **a. abdominalis pelvis**. The superior strait of the pelvis. **a. perinealis pelvis**. The inferior strait of the pelvis. [Lat., *angustus*, narrow.] **angustu'rin**. An alkaloid said to exist in angustura bark.

anhalonin (an-ha-lo'nin). A poisonous alkaloid, $C_{12}H_{15}NO_3$, found in *Anhalonium Lewinii*, a Mexican plant called *mescal buttons*.

anhalo'nium. A Mexican genus of cactaceous plants.

anhaphia (an-ha'fe-ah). Loss of the sense of touch. [Gr., *an*, priv., + *aphe*, touch.]

anhedonia (an-hed-o'ne-ah). Loss of ability to have pleasant sensations. [Gr., *an*, priv., + *edone*, pleasure.]

anhematosis (an-hem-at-o'sis). Deficient formation of the blood. [Gr., *an*, priv., + *aimatoin*, to make bloody.]

anhidro'sis, **anidro'sis**. A relative condition consisting of a diminution in the secretion of sweat. [Gr., *an*, priv., + *idros*, sweat.]

anhistous (an-his'tus). Amorphous; devoid of special structure. [Gr., *an*, priv., + *istos*, web.]

anhydrata'tion. In chemistry, the state of not being hydrated. [Gr., *an*, priv., + *ydor*, water.]

anhidremia (an-hi-dre'me-ah). An abnormal decrease in the relative amount of water as compared to that of salts in the blood. [Gr., *an*, priv., + *ydor*, water, + *aima*, blood.]

anhydrid. An oxid derived from an acid, oxyacid, or other oxy-compound by the loss of the elements of one or more molecules of water; e. g., carbonic acid, H_2CO_3 , deprived of the elements of a molecule of water, H_2O , becomes carbonic a. (carbon dioxid), CO_2 . **carbonic a.** See *carbon dioxid*. **etheral a.** The a. of a fatty acid, formed by the deduction of the elements of water from two molecules of the acid. **mixed a.** An a. made up of the acid radicles of two dissimilar fatty acids united by an atom of oxygen. **simple a.** An ethereal a. made up of two similar fatty acid radicles, united by an atom of oxygen. [Gr., *an*, priv., + *ydor*, water.]

anhydrite. A native anhydrous calcium sulphate.

anhydro-. Combining form of the Gr., *anhydros*, waterless; used as a prefix in compound words to signify having no water in the composition.

anhydromyelia (an'hid-ro-mi'e-le-ah). A deficiency of the spinal fluid. [Gr., *an*, priv., + *ydor*, water, + *myelon*, marrow.]

anhydrous. Entirely free from water,

- either admixed or in combination. [Gr., *an*, priv., + *ydor*, water.]
- anianthinopsy** (an-e-an'thin-op-se). Inability to distinguish violet shades. [Gr., *an*, priv., + *ianthinos*, violet, + *opsis*, vision.]
- anideus** (an-id'e-us). A fetal monster consisting of a shapeless mass. [Gr., *an*, priv., + *eidos*, form.]
- anidrosis**. See *anhidrosis*.
- an'ilid**. A derivative of anilin, in which one of the hydrogen atoms of the NH₂ has been replaced by some radicle.
- an'ilin**. Phenylamin. C₆H₅.NH₂. An oily liquid prepared from the products of coal tar. Its sulphate is used in nervous diseases and in cholera. Many artificial dyes, including indigo, are prepared from anilin. **a. dyes**. Any dye-stuff which is a derivative of a blue, the hydrochloric acid salt of triphenylbrosanilin, C₂₀H₁₆-(C₆H₅)₃N₃HCl. A dye-stuff. [Arab., *annil*, the indigo plant.]
- anilipyrin** (an-il-ip-ir'in). A compound of anilipyrin and acetanilid.
- an'itim**. A morbid condition produced by the action of anilin vapor. In acute cases, the chief symptoms are a cyanotic hue of the skin, giddiness, dyspnea, uncertainty of the gait, nausea, choking, and, in severe cases, loss of consciousness followed by vomiting and headache. In chronic cases, there is a cyanotic hue of the skin, with muscular feebleness, symptoms of gastric catarrh, and, in aggravated cases, nervous disturbances.
- animal**. 1. A living organism endowed with sensation and the power of voluntary motion, and characterized by taking its food into an internal cavity for digestion. 2. Any other a. than man. [Lat., *animal*.]
- animalcule** (an-i-mal'kule). See *animalculum*.
- animalculism**. Syn.: *spermatism*. 1. The doctrine that the embryo is formed from the spermatozoon. See *animalculovism*. 2. The doctrine that the vital processes are due to the action of animalcula.
- animalculo'vism**. The doctrine that the embryo is the joint product of the spermatozoid and the ovule. [Lat., *animalculum*, dim. of animal, + *ovum*, an egg.]
- animal'culum**. Pl. *animalcula*. An animal that is visible only with the microscope. **animalcula seminalia**. 1. The spermatozoa. 2. The motile granules found in pollen. **animalcula seminis masculi**, **animalcula spermatica**. See *spermatozoon*. [Lat., dim. of *animalis*, animal.]
- anima'tion**. 1. The condition of being alive. 2. Maniacal or emotional excitement. **suspended a.** The apparent death of an individual, as in asphyxia. [Lat., *animatio*.]
- an'imism**. A doctrine which considered the soul (assumed to be an isolable entity) to be the cause of every vital phenomenon, whether in health or in disease, widely prevalent among primitive peoples and surprisingly persistent in the interpretation of many so-called occult phenomena. [Lat., *anima*, the soul.]
- ani'odol**. A syrupy germicide composed of trimethanal and a derivative of allyl. [Gr., *an*, priv., + *iodes*, poisonous.]
- an'ion**. In electrolysis, that element or radicle which accumulates at the anode. [Gr., *anion*, a going up.]
- an'iridia** (an-ir-id'e-ah). Absence or defect of the iris. [Gr., *an*, priv., + *iris*, a rainbow.]
- an'isal**. See *anisic aldehyd*.
- anisalol**. (an-is-al'ol). The phenyl ester of anisic acid, C₆H(OCH₃)CO₂C₆H₅; used in much the same manner and for the same indications as salol.
- anischuria**. Inability to control the urinary discharge. Enuresis. [Gr., *an*, priv., + *ischouria*, retention of urine.]
- anise** (an'is). 1. The plant *Pimpinella anisum*. 2. Aniseed [U. S. Ph.]. The fruit of *Pimpinella anisum*. It contains a volatile oil, rich in anethol, which is an aromatic stimulant and carminative. In the form of a. water it is much used as a vehicle. **a. camphor**. Syn.: *anisic camphor*, *anethol hydrid*, *solid anethol*. A form of anethol, C₁₀H₁₂O, which forms the chief part of oil of a. **Bengal a.** The ajowan seed. **French a.** Fennel. **Malta a.** One of the varieties of a. most highly esteemed. [Gr., *anison*, anise, dill.]
- anisette** (an-is-et'). A liqueur made by distilling the seeds of star anise, coriander, and fennel with water and alcohol, and adding sugar. There are several varieties, named after the places in which they are made, that of Bordeaux being most esteemed. [Fr.]
- an'isic** (an-es'ik). Of, or pertaining to anise or anisyl. **a. acid**. See under *acid*. **a. alcohol**. A crystalline compound, C₆H₁₀O₂ = C₆H₄ { OCH₃ } CH₂OH, formed by the action of alcoholic potash on a. aldehyd. **a. aldehyd**. Methoxybenzaldehyd, CH₃O-C₆H₄.CHO. An aromatic oil of agreeable odor.
- an'isin**. A crystalline artificial alkaloid, C₂₂H₂₄N₂O₃, formed by heating anishydramid, with which it is isomeric.
- anisoco'ria**. Inequality of the pupils. [Gr., *anisos*, unequal, + *kore*, the pupil.]
- anisocytosis** (an-is-o-si-to'sis). Inequality in the size of cells; usually applied to inequality of the red blood corpuscles. See also in *appendix*, page 901. [Gr., *anisos*, unequal, + *kytos*, cell.]
- anisog'amy**. Sexual conjugation in the protozoa in which the individuals are unequal in size. [Gr., *anisos*, unequal, + *gamos*, marriage.]
- an'isol**. Methylphenylether, CH₃OC₆H₅. A colorless liquid of pleasing aromatic odor.
- anisomelous** (an-is-om'e-lus). Having limbs of unequal length.
- anisomer'ic**. Not isomeric.
- anisometropia** (an-i-so-met-ro'pe-ah). Dissimilarity of the refractive power of the two eyes. [Gr., *anisos*, unequal, + *opsis*, vision.]
- aniso'pia**. Inequality of visual power in the two eyes. [Gr., *anisos*, unequal, + *opsis*, sight.]

anisospore (an-is'os-pore). A sexual cell that unites with one of the opposite sex by conjugation to form a new organism; in contradistinction to a non-sexual cell or isospore. [Gr., *anisos*, unequal, + *sporos*, spore.]

anisot'rop'al, anisotrop'ic, anisot'ropous. Doubly refractive; refracting with different degrees of intensity along different axes. [Gr., *anisos*, unequal, + *trope*, a turning.]

Ani'sum. 1. A genus of the *Umbelliferae*. 2. Aniseed; the fruit of *Pimpinella a. anisi fructus* [Br. Ph.]. See *A.*, 2nd def. **aqua anisi**. An aromatic water containing 1 part of oil of anise in 500 parts of the preparation [U. S. Ph.]. **oleum anisi**. A volatile oil, obtained by distillation, either from anise or star anise (*Illicium verum*) [U. S. Ph.]. **spiritus anisi** [U. S. Ph.]. A ten per cent. solution of oil of anise in alcohol. [Gr., *anison*, anise, dill.]

anisu'ria. Alternation of oliguria and polyuria.

an'itin. A proprietary preparation made from ichthyol, said to be a solution of ichthyolsulphonic acid.

an'itol. A substance rendered soluble by the action of anitin.

an'kle. The joint which connects the foot with the leg; the slender part of the leg between the joint and the calf; also the bony prominence (malleolus) on either side of that situation. [Old Fris., *ankel*; Dut., *enkel*, from Lat. root, *ang*, to bend, to crook.]

ankyloblepharon (an-kil-o-blef'ar-on). Adhesion of the ciliary edges of the eyelids to each other. [Gr., *agkyke*, loop, + *blepharon*, eyelid.]

anxyloglossia (an-kil-o-glos'eah). An adhesion of the tongue; tongue-tie. [Gr., *agkyke*, loop, + *glossa*, tongue.]

ankylosis (an-kil-o'sis). Incorrectly spelled *anchylosis*, because the Greek letter is *k* not *ch*. Stiff-joint. The adhesion of the articulating ends of two or more bones. If the bones themselves are fused the condition is known as **bony a.** If only the surrounding structures, as **false** or **spinous a.** [Gr., *agkylosis*, from *agkyke*, a joint bent and stiffened.]

Ankylostoma (ang-kil-os'to-mah). A nematoid worm of the family *Strongylidae*, infesting the intestines of human beings, and characterized by an oval aperture or mouth with two teeth on the ventral border and a broad bilobate bursa with two spicules at the tail end of the male. The male is 8 to 10 mm. in length and the female 12 to 18 mm. The female lays eggs in the intestine which are voided with the feces. **A. americana**. See *Necator americanus*. **A. duodenale**. Syn.: *Strongylus duodenalis*; *Dochmius duodenalis*, and *Uncinaria duodenalis*. A form discovered by Dubini in 1838 and occurring in Europe, Asia, and tropical America. It infests the small intestine of man, attaching itself to the mucous membrane by its buccal armature. The parasite causes ankylostomiasis in the Old

World. [Gr., *agkylos*, crooked, + *stoma* mouth.]

ankylostomiasis (ang-kil-os-to-mi'as-is). Syn.: *uncinariasis*, *dochmiasis*, *hookworm disease*, *miner's anemia*, *tropical chlorosis*. A toxemia resulting in a progressive anemia, caused by *Ankylostoma duodenale* and *Necator americanus*. Present in the tropics and the lower temperate zone of America, Africa, and Asia. Caused probably by a toxin set free by embryos in passing from skin to intestine. These embryos enter the skin through a papular or vesicular dermatitis, called "bunches" or "ground itch." The principal symptoms are local dermatitis of the feet, eosinophilia, anemia, debility, pallor, and edema. [Gr., *agkylos*, crooked, + *stoma*, mouth.]

aukyrism (an'ki-rism). That form of articulation in which one bone is hooked on to another, as the palatine is hooked on to the superior maxillary. [Gr., *agkyrizein*, to hook on to.]

anlage (an'lah-geh). The embryonic area in which the traces of a part first appear. [Ger.]

anneal (an-nee'l'). To alter by the action of fire; to bake earthenware; to toughen anything made brittle by the action of fire, by exposure to continuous and slowly diminished heat. [Prefix *an*, on, + Old Eng. *aelan*, to set on fire, burn, bake.]

annex'itis. Inflammation of the uterine appendages.

annid'alin. Dithymol trioxid; used like aristol.

annot'to. Also *arnotta*, *arnotto*, and *annatto*. A reddish coloring matter derived from the pulp of *Bixa orellana*, a tree of tropical America.

an'nular. Ring-shaped.

an'nulus. Pl. *annuli*. A ring or ring-shaped structure. **annuli cartilaginei, annuli cartilaginosi tracheae**. The incomplete cartilaginous rings of the trachea. **annuli of Böttcher**. The first row of meshes in the membrana reticularis of the ductus cochlearis, passing outward from the junction of the inner and outer pillars. Corti's cells fill or rest upon these meshes. **a. cruralis externus**. The saphenous opening of the fascia lata. **a. ovalis**. The prominent upper and lateral borders of the fovea ovalis of the right auricle of the heart. **a. tendineus, a. tendinosus**. The tendinous ring of Arnold; the structure from which the fibers of the middle layer of the membrana tympani originate. **a. trachea**. A tracheal ring. **a. tympani, a. tympanicus**. The tympanic ring; an osseous ring which develops into the external canal. **a. valvulosus**. The annular membrane attached to the margin of the auriculoventricular opening and formed by the union of the bases of the right auriculoventricular valves. [Lat., *annulus*, a ring.]

ano-. Combining form of Lat., *anus*, used in compound words to signify of or pertaining to the anus.

ano'ci-associat'ion. A condition in which the patient is freed from noci-association

- by cocain blocking and suggestion. See *nocci-association*.
- ano'dal, ano'dic.** Pertaining to the anode or positive pole of an electrical current.
- a. closure contraction.** A contraction of the muscles, occurring on closure of the current, when the stimulating electrode is the anode of the current used, expressed by the symbol AnCIC or ACC.
- a. opening contraction.** A contraction of the muscle, occurring at the opening or breaking of the current, when the stimulating electrode is the anode of the current used, expressed by the symbol AnOC or AOC.
- an'ode.** The positive pole of a galvanic battery. **physiological a.** Term used in stimulating nerves through the skin to emphasize the fact that the peripheral anode is the point (or points) at which the threads of current actually enter the nerve. [Lat., *anodus*, from *ana*, up, + *odos*, a course.]
- anodont'ia.** The state of having no teeth. [Gr., *an*, priv., + *odous*, tooth.]
- anodyne** (an'o-dine). Relieving pain; as a remedy having that effect. **Hoffmann's a.** See *compound spirit of ether* under *ether*. [Gr., *an*, priv., + *odyne*, pain.]
- anodynin** (an-od'in-in). See *antipyrin*.
- anoia.** Not knowing anything. Either applied to congenital lack, as in the concepts of idiocy, imbecility, or in acquired defects as in the loss of mental capacity due to acute delirium, coma, or senility. [Gr., *anoia*, want of knowledge.]
- anoint'.** To smear or rub with oil, or an unctuous substance.
- anom'alism.** A deviation from the normal standard.
- anomal'ogy.** The science of anomalies. [Gr., *anomalos*, anomalous, + *logos*, understanding.]
- anomalot'rophies.** A class of diseases consisting of nutritive anomalies. [Gr., *anomalos*, anomalous, + *trophe*, nutrition.]
- anomalous** (an-om'a-lus). Irregular, dissimilar; abnormal, irregular. [Lat., *anomalus*, from Gr., *anomalos*, irregular, uneven.]
- anomaly** (an-om'a-li). A deviation from the normal; an example of this. [Lat., *anomalia*, from Gr., *anomalia*, from *anomalos*, irregular.]
- anomia** (ah-no'me-ah). Optic aphasia; inability to name objects although they are perceived subjectively. [Gr., *a*, priv., + *onoma*, name.]
- anomodon'tous.** Having an anomalous formation or arrangement of the teeth. [Gr., *a*, priv., + *nomos*, a law, + *odous*, a tooth.]
- anoöpsia** (an-o-op'se-ah). A variety of strabismus in which the eye is turned upward; hyperphoria. [Gr., *ano*, upward, + *opsis*, vision.]
- anope'nile.** Pertaining to the anus and penis. A term used for the fibrous layer, prolonged backward from the sheath of the penis and continuous with the inferior aponeurosis of the perineum.
- Anopheles** (an-of-el-ees). A genus of mosquitoes belonging to the *Arthropoda*, order of *Diptera* and family of *Culicidae*, the females of which serve as hosts for the malarial parasite. They are two-winged and lay eggs which hatch in stagnant water into wormlike larvae. The larva develops into a nymph or pupa. The adult or imago develops by rupturing the pupa case. Their geographic range is from the frigid zone to the tropics. The eggs are laid in stagnant water and the female sucks the blood of mammals, birds, and man. The *Anopheles* differs from *Culex* in the horizontal attitude of the larva at the surface of the water, and the spotted wings and longer palpi of the adult female. Numerous species have been described, but the species conveying malaria in different countries are as follows: *A. maculipennis*, in America and Europe; *A. formosensis*, in Japan; *A. bifurcatus*, in Europe; *A. Martini* and *A. Pursati*, in Cambodia; *A. vagus*, in the Celebes; and *A. faranti* in the New Hebrides. [Gr., *anopheles*, harmful, of no use.]
- Anophelinae** (an-of-el'in-i). A sub-family of the family of mosquitoes (*Culicidae*) having a simple scutellum and palpi long, both in the male and the female.
- anoph'elism.** Infestation of a district with *Anopheles*.
- anophthal'mos.** Congenital lack of the eyes. [Gr., *an*, priv., + *ophthalmos*, eye.]
- ano'pia.** Congenital absence or rudimentary development of the eyes. [Gr., *a*, priv., + *ops*, the eye.]
- anop'sia.** 1. Amblyopia. 2. Anooöpsia. [Gr., *a*, priv., + *ops*, the eye.]
- anorchia, anorchism** (an-or'ke-ah, an'orkism). Congenital absence or imperfect development of the testicles. **a. duplex.** Lack of both testicles. **a. simplex.** Lack of one testicle. [Gr., *an*, priv., + *orchis*, the testicle.]
- anor'chus.** Without testicles, e. g., a male without testicles in the scrotum either because of absence or failure of descent.
- anorex'ia.** A deficiency or entire lack of appetite for food. **a. paralytica.** A. due to nervous derangement of the stomach, also that accompanying apoplexy, etc.
- hysterical a.** A. as a manifestation of hysteria. [Gr., *anorexia*, from *an*, priv., + *orexis*, appetite.]
- anor'mal.** Abnormal, anomalous.
- anortho'pia.** A defect or vision in which absence of parallelism or of symmetry is not recognized. [Gr., *a*, priv., + *orthos*, straight, + *opsis*, vision.]
- anos'mia.** Loss or deficiency of the sense of smell. **afferent a.** A. from loss of the conducting power of the olfactory nerves. **a. atonica.** A. from defective nervous power or from no ascertained cause. [Gr., *an*, priv., + *osme*, the sense of smell.]
- anos'mous.** 1. Having no odor. 2. Lacking the sense of smell.
- anosp'i'nal.** Pertaining to the anus and situated in the spinal cord, e. g., the a. center.

anosto'sis. Defective development of bone. [Gr., *an*, priv., + *osteon*, bone.]

anotus (an-o'tus). A fetus having congenital absence of the ears. [Gr., *an*, priv., + *ous*, *otos*, ear.]

anoxe'mia. A deficiency of oxygen in the blood. [Gr., *a*, priv., + *oxus*, sharp, + *aima*, blood.]

ano'zol. A mixture of iodoform and thymol.

ansa (an'sah). Pl. *ansae*. A loop or coil, as of an intestine, a blood vessel, etc. **a. atlantis.** The uppermost one of the *ansae cervicales*. **ansae cervicales.** The connecting branches between the anterior cervical nerves. **a. galvanocautica.** Syn.: *ligatura candens*. The wire loop of a galvanic cautery. **ansae intestinales.** The loops or coils of the intestines. **a. lenticularis.** A tract of nerve fibers which passes under the optic thalamus, extending from the crista to the lenticular nucleus. **ansae lumbales, ansae lumbares.** The communicating branches between the anterior branches of the lumbar nerves. **a. nervi hypoglossi.** The communicating branch between the descending branch of the hypoglossal nerve and one or two branches of the second or third anterior spinal nerve, or both. **a. of Reil.** Syn.: *substantia innominata*. The region of the brain ventrad of the thalamus. **a. sacralis.** A communicating branch between two sacral nerves. **ansae Vieusenii.** The communicating branches between the middle and lower cervical ganglia. **a. Wrisbergii.** A loop connecting the right great splanchnic and the right vagus nerves, at the level of the sixth dorsal vertebra. [Lat., *ansa*, handle of a jug.]

ant'acid. Counteracting acidity; as a n., a remedy so acting.

antacidity (ant-as-id'i-ē). Below normal acidity.

antagonism (an-tag'o-nism). Opposition of action; in anatomy, the opposing action of two muscles or sets of muscles; in physiology, a balance of opposed actions on particular organs or tissues; in pathology, the opposition exerted by one organism against another, either within or without the body. [Gr., *antagonisma*, struggle.]

antagonist. 1. A muscle that opposes another, as a flexor opposes an extensor. 2. A drug that counteracts the effect of another drug. [Gr., *antagonistes*, opponent.]

antagonis'tic. Acting against; opposed to. **a. method.** The derivative method in therapeutics. [Gr., *antagonistos*, opposing.]

antal'gic. Anodyne. [Gr., *anti*, against, + *algos*, pain.]

antal'kali. A corrective of alkalinity.

antal'kaline. A substance which neutralizes an alkali. [Gr., *anti*, against, + *alkali*.]

anta-pa'na. A certain proprietary demulcent and antipyretic.

antaphrodisiac (ant-af-ro-diz'i-ak). Counteracting venereal desire. [Gr., *anti*, against, + *aphrodisiakos*, venereal.]

ante- Combining form of Lat., *ante*, before; used as a prefix in compound words, to signify before, in front of.

antebrachium (an-te-brā'ke-um). The forearm [B. N. A.]. [Lat., *ante*, before, + *brachium*, arm.]

ante cibum (an'te ke'bum). Used in prescription writing. [Lat., "before food."]

anteflex'ion. The bending forward of an organ; generally applied to the uterus in which one or both extremities are bent forward. See *anteversion*. [Lat., *ante*, in front, + *flexio*, a bending.]

antemet'ic. A remedy used to counteract vomiting. Cracked ice, for example.

ante'rior. Situated forward or in front of; in human anatomy, ventrad; in the lower animals, cephalad. In dentistry, applied to the six front teeth. [Lat., *anterior*, from *ante*, in front of.]

antero- Combining form of Lat., *anterior*; used in compound words as a prefix to signify front, fore.

anterograde. Proceeding from before backward; said of operations for the division of urethral stricture. [Lat., *anterior*, in front of, + *gradus*, step.]

an'tero-infe'rior. Situated in front and below.

an'tero-inte'rior. Situated in front of and internally.

an'terolat'eral. Situated anteriorly and laterally, or extending from side to side.

an'teroposte'rior. Extending from before backward.

an'terosupe'rior. Situated in front of and above.

anteversion (an-te-ver'shun). A tilting forward of the long axis of the uterus. [Lat., *ante*, in front, + *versus*, a turning.]

an'thelix. A curved ridge on the external ear, running anterior and parallel to the helix, from which it is separated by one of the scaphoid fossa. [Gr., *anti*, opposite, + *elix*, the outer ear.]

anthelmintic (an-thel-min'tik). Efficacious against intestinal worms; as a n., a remedy so acting, a vermifuge. **direct a.** See *vermicide*. **indirect a.** See *vermifuge*. [Lat., *anthelminthicus*, from Gr., *anti*, against, + *elmens*, a worm.]

An'themis. 1. Chamomile; a genus of the *Compositae*, suborder *Tubuliflorae*. Of the U. S. Ph., the flower heads of *Anthemis nobilis*. **A. nobilis.** The Roman or common chamomile. The flowers of a. [U. S. Ph.], *anthemidis flores* [Br. Ph.], are used as a stomachic, tonic, emetic, and diaphoretic, and externally as an anodyne. **extractum anthemidis.** An aqueous extract of chamomile is added [Br. Ph.]. **oleum anthemidis.** The oil distilled from chamomile flowers [Br. Ph.]. [Gr., *anthesis*.]

an'ther. That part of the stamen of a flowering plant that contains the pollen.

antherid'ium. The male sexual organ of the mosses corresponding to the anther of flowering plants.

Anthomy'ia. A genus of dipterous insects which, in the larval state, infest flowers. **A. canicularis.** A species having the

larva pinnated; taken into the alimentary canal, it may cause violent irritation. **A. Desjardensii**. A species causing intestinal irritation in the tropics. [Gr., *anthos*, a flower, + *myia*, a fly.]

anthracemia (an-thrah-se'me-ah). 1. Asphyxia from carbon monoxid poisoning. 2. The presence of *Bacillus anthracis* in the blood. [Gr., *anthrax*, coal, + *aima*, blood.]

anthracene, anthracin (an'thras-ēn, an'thras-in). A substance prepared from heavy coal-tar oil, of the constitution $C_6H_4 \left\langle \begin{array}{c} CH \\ CH \end{array} \right\rangle C_6H_4$. The substance from which alizarin is prepared. [Gr., *anthrax*, coal.]

anthracina (an-thra'se-nah). See *melanotic cancer* under *cancer*.

anthracometer. An instrument for determining the amount of carbon dioxide in the atmosphere, and especially in the breath. [Lat., *anthracometrum*, from Gr., *anthrax*, carbon, + *metron*, a measure.]

anthracosis. Black phthisis, a disease of coal-miners. Produced by the inhalation of particles of solid matter, such as the dust from coal, iron, glass, stone, etc., which accumulate in the pulmonary alveoli, and are taken up by the lymphatics and deposited in the bronchial glands, eventually in other situations, and finally throughout the lung tissue. They may even appear in the liver. See *pneumoconiosis*. [Gr., *anthrakosis*.]

anthraquinone (an-thrah-quin'ōn). A derivative of anthracene, $C_{14}H_8O_2$, constituting a nucleus found in many of the purgative principles known as the anthracene derivatives.

anthrarobin (an-thrah-ro'bin). Liebermann's name for several compounds analogous to chrysarobin, prepared by the reduction of alizarin and purpurin. The one obtained from alizarin has been used in psoriasis.

anthrasol. Colorless coal-tar. Coal-tar freed from pitch and other substances and mixed with juniper tar. It is antiseptic. Used in treating skin diseases and for removal of dandruff.

anthrax. Syn.: *splenic fever*. 1. A carbuncle. 2. An infectious febrile disease of man and certain lower animals (chiefly horses, sheep and cattle) due to inoculation with *Bacillus anthracis*. The chief physical sign is enlargement of the spleen.

anthropism. Humanity; the sum of the attributes that distinguish man from the lower animals. [Gr., *anthropismos*.]

anthropo-. Combining form of Gr., *anthropos*, man; used as a prefix to denote of or pertaining to man.

anthropogeny. The doctrine of the descent of man from lower forms of animal life by evolution. [Gr., *anthropos*, a man, + *genesis*, origin, generation.]

anthropoid. Resembling man; said chiefly of a family of apes. [Gr., *anthropos*, a man, + *eidōs*, form.]

anthropolite, anthropolith. Petrified

human remains. [Gr., *anthropos*, a man, + *lithos*, a stone.]

anthropometry. The systematic study or determination of the dimensions, proportions, weight, strength, and other physical attributes of the human body, especially for purposes of comparison with certain standards or of different races with each other. [Gr., *anthropos*, a man, + *metron*, a measure.]

anthroponomy. The science of the laws governing the formation and functions of the body. [Gr., *anthropos*, a man, + *nomos*, a rule.]

anthropophagy. Cannibalism. Also a condition of unconscious hunger association with sexuality not infrequently shown in schizophrenic patients, and more often appearing in dream activities. [Gr., *anthropos*, a man, + *phagein*, to eat.]

anthropin, antihydropin (an-ti-hi'dro-pin, an-ti-hi'dro-pin). See under *Blatta orientalis*.

anti-. A prefix from the Gr. preposition, *anti*, against, opposite; used in compound words to denote against, opposed to, opposite.

antiabrin (an-te-a'brin). An antitoxin produced in the blood by injections of abrin into animals.

antiagglutinin (an-te-ag-lu'tin-in). A substance opposing the action of an agglutinin and produced by repeated injections of a serum substance containing agglutinin.

antiaggressin (an-te-ag-res'in). A substance produced by injecting an aggressin into the tissues that opposes the action of the aggressin.

antialbumate. A body formed when a protein is digested with gastric juice. Similar to an acid albuminate.

antialbumid, antialbumin. A body formed in the gastric digestion of proteins. It contains a higher proportion of carbon and a lower proportion of oxygen than either antipeptone or hemipeptone and is very resistant to the action of trypsin.

antialbumose (an-ti-al'bu-mose). A variety of a. formed in the process of the digestion of albumin, and converted by further digestion into antipeptone. It closely resembles acid albumin in its general characters.

antialex'in. See *anticomplement*.

antiamboceptor (an-te-am'bo-sep-tor). A material produced by injecting animals with the immune serum of an organism, such as the typhoid bacillus, which antagonizes the action of such an immune serum in another animal.

antiar'. A variety of the upas poison of Java, derived from *Antiaris toxicaria*.

antiarin (an-te'ar-in). A poisonous glucosid, probably $C_{27}H_{42}O_{10}$, obtained from the juice of *Antiaris toxicaria*. Its action resembles that of digitalin.

Antiaris (an-te'ar-is). A genus of the *Artocarpaceae*. **A. toxicaria**. The upas tree; a Java species containing an acid milky juice having marked poisonous properties. This juice, the *ipo* or *upas*

- antiar* of the Malays, contains antiarin and is used as an arrow-poison. [Jav., *antiar*.]
- antiarthrin** (an-te-ar'thrin). A proprietary antarthritic said to consist mostly of salicin.
- antibacterin** (an-te-bak'te-rin). 1. A certain proprietary antiseptic inhalant. 2. A mixture of crude aluminum sulphate and soot.
- antibiotic** (an-te-bi-ot'ik). Destructive to life. [Gr., *anti*, against, + *bios*, life.]
- antibodies** (an'te-bod-ez). The reaction products produced from injections of antigens into susceptible animals. These include such substances as bacteriolytic, hemolytic, and other cytolytic amboceptors, agglutinins, precipitins, and antitoxins. [Gr., *anti*, against, + *bodies*.]
- antibromic**. Deodorizing. [Gr., *anti*, against, + *bromos*, stench.]
- anticardium**. The pit of the stomach. [Gr., *anti*, against, + *kardia*, heart.]
- anticholerin** (an-te-kol'er-in). A substance produced by killing cultures of the cholera spirillum, which is used in small doses as a preventive inoculation against cholera. [Gr., *anti*, against, + *cholera*.]
- anticipate** (an-tis'ip-ät). 1. In therapeutics, to meet an indication in advance, e. g., to a prostration by the early employment of alcohol. 2. To occur before the regular time or at shorter and shorter intervals, said of periodical phenomena, especially the paroxysms of malaria. [Lat., *anticipare*, from *ante*, before, + *capere*, from *capere*, to take.]
- anticol**. A proprietary mixture said to contain acetanilid, sodium bicarbonate, and tartaric acid.
- anticomplement**. Any substance which possesses the power of reducing or preventing the action of the complement. Acids, alkalis, and certain sera possess this property and it may also be produced in the blood of an animal by repeated injections of fresh serum from another species.
- anticor**. 1. See *anticardium*. 2. A sore of the front of the chest in horses and cattle, due to chafing of harness. [Fr., *anticoeur*, *avantcoeur*.]
- anticritical**. Interrupting or preventing a crisis; said of phenomena and of drugs. [Lat., *anticriticus*.]
- anticrotin**. The antitoxin of crotin, the poison of *Croton tiglium*.
- anticus**. Anterior. [Lat., *anticus*, in the very front.]
- anticytolysis** (an-te-si-to'l'e-sis). See *anticytotoxin*.
- anticytotoxin** (an-te-si-to-toks'in). A substance which resists the action of a cytotoxin. [Gr., *anti*, against, + *cytotoxin*.]
- antidiabetin**. A mixture of mannite and saccharin, proposed as a substitute for sugar in the diet of diabetics.
- antidinic**. Controlling or contraverting vertigo. [Gr., *anti*, against, + *dinos*, whirl.]
- antidolorin** (an-te-do-lor'in). A proprietary preparation containing ethyl chlorid.
- antido'tal**. 1. As formerly used, remedial, given as a remedy for. 2. Efficacious as a counterpoison. [Gr., *antidotos* (*dosis*), counterpoison.]
- an'tidote**. A remedial agent which counteracts the effect of a poison or destroys the poison itself. List of poisons and their antidotes, see in *appendix*, page 938.
- chemical a.** One that acts by converting the poison into an insoluble or innocuous compound.
- mechanical a.** One that acts either by diluting the poison, by absorbing it into its own substance, or by ensheathing it so as to protect the tissues.
- physiological a.** One which, either hastens the excretion of the poison or counteracts it by exerting an opposite effect on the system. [Gr., *anti*, against, + *didonai*, to give.]
- antidrom'ic**. The condition of nerve conduction in a direction opposite to the usual one. [Gr., *anti*, against, + *dromos*, race course.]
- antidynam'ic**. Depressing, lowering, weakening. [Lat., *antidynamicus*, from Gr., *anti*, against, + *dynamis*, strength.]
- antienzyme** (an-te-en'zim). An agent produced by injecting repeated doses of an enzyme into animals, that neutralizes the action of the enzyme. [Gr., *anti*, against, + *enzyme*.]
- antifeb'rile**. See *antipyretic* and *febrifuge*. [Lat., *antifebrilis*.]
- antifeb'rin**. A trade name for acetanilid.
- antiferment**. An agent that checks fermentation.
- antiformin** (an-te-for'min). A proprietary preparation consisting of an alkaline solution of sodium hypochlorite. It dissolves the bodies of bacteria except acid-fast organisms, such as the tubercle bacillus. It is used also to dissolve the mucus in sputum in order to obtain a sediment of tubercle bacilli and in obtaining pure cultures of this organism directly from sputum.
- antigen** (an'te-jen). Any substance which produces special antibodies by one or many injections into a susceptible animal, such as bacteria, red blood corpuscles or other foreign cells. Blood serum, milk, and bacterial extracts are also antigens, because they produce specific precipitins, but inorganic substances, and such inorganic materials as alkaloids, do not produce antagonistic bodies and are not antigens. Diphtheria and tetanus toxins, snake venoms, and ricin are antigens. [Gr., *anti*, against, + *gen*, root of *gennan*, to form.]
- antiger'minal**. Pertaining to the pole of the ovum opposite the germinal pole.
- antihemagglutinin** (an-te-hem-ag-lu'tin-in). A substance which is produced by injecting a hemagglutinin into the tissues which antagonizes the action of the hemagglutinin.
- antihemolysin** (an'te-he-mol'is-in). A substance in the blood which resists the action of a hemolysin.
- antihy'dropin**. Trade name of a diuretic obtained from the cockroach, *Blatta orientalis*.

anti-immune body. An antibody to the immune body.

anti-isolysin (an'ti-i-sol'is-in). A substance that counteracts an isolysin, being produced by injecting repeated doses of isolytic serum into animals.

antikam'nia. A proprietary antipyretic and analgetic, said to contain phenacetin, sodium bicarbonate and citric acid. [Gr., *anti*, against, + *kamnein*, to be in distress.]

antilactase (an-ti-lak'tās). An antienzyme which neutralizes the lysins produced by bacteria.

antilep'sis. 1. Revulsive treatment. 2. A taking effect; said of inoculation. 3. A seizure, an attack of sickness. [Gr., *antilepsis*, from *anti*, against, + *lepsis*, a seizing.]

antilith'ic. Preventing the formation of stone in the bladder or capable of dissolving it. [Gr., *anti*, against, + *lithos*, a stone.]

ant'itlobe. See *antitragus*.

antiluetic (an-te-lu-et'ik). Antisyphilitic. [Gr., *anti*, against, + Lat., *lues*, syphilis.]

antilysin (an-te-li'sin). An immunizing substance formed in the blood of animals, that neutralizes the lysins produced by injecting bacteria or red blood corpuscles.

antilyssic. Efficacious against rabies. [Gr., *anti*, against, + *lyssa*, rabies.]

antimetro'pia. An opposite state of refraction in the two eyes, e. g., myopia of one and hyperopia of the other. [Gr., *anti*, against, + *metron*, a measure, + *ops*, the eye.]

antimigraine (an'ti-me-grān'). A proprietary remedy for hemicrania, containing caffeine and antipyrin.

antimo'nial. Pertaining to, consisting of, or containing antimony.

antimon'ic. Of or pertaining to antimony; in chemical nomenclature, containing antimony as a quivalent radicle. **a. acid.** See under *acid*. **a. anhydrid.** See *antimony pentoxid*. **a. hydrate.** See *a. acid* under *acid*. **a. oxid.** See *antimony pentoxid*. **a. sulphid.** See *antimony pentasulphid*. [Lat., *antimonius*.]

antim'onid. A compound formed by the chemical union of antimony directly with another element or a radicle; also an alloy containing antimony.

antimonif'erous. Producing or containing antimony. [Lat., *antimonium*, antimony, + *ferre*, to bear.]

antim'onite. A salt of antimonious acid.

antimo'nious. 1. Of or containing antimony. 2. In chemical nomenclature, combining antimony as a trivalent radicle. **a. acid.** See under *acid*.

antimo'nium. Antimony. **antimonii sulphidum** [U. S. Ph., 1890]. Antimony trisulphids fused, finely pulverized, and freed as far as possible [by levigation and elutriation] from admixed impurities, especially arsenic [U. S. Ph.]. See *antimony trisulphid*. **antimonii sulphidum purificatum** [U. S. Ph., 1890]. Syn.: *a. nigrum purificatum* [Br. Ph.]. Prepared antimony trisulphid (antimonii

sulphidum) reduced to a very fine powder and freed from impurities, especially from traces of copper, by prolonged maceration with ammonia water and subsequent washing with water [U. S. Ph., Br. Ph.]. **a. nigrum.** Black antimony; antimony trisulphid purified by fusion and pulverized. See *antimonii sulphidum*. **a. nigrum purificatum.** See *antimonii sulphidum purificatum* [Br. Ph., "1898"]. **a. sulphuratum.** Sulphurated antimony; oxysulphuret of antimony; precipitated sulphuret of antimony. A mixture of antimony trisulphid and antimony trioxid made by boiling antimony trisulphid with solution of caustic soda and precipitating with dilute sulphuric acid. [U. S. Ph., 1890, Br. Ph.]. **a. tartaratum.** [Br. Ph.]. See *antimony and potassium tartrate*. **pilulae antimonii compositae** [U. S. Ph., 1890]. Syn.: *pilulae hydrageri subchloridi compositae*, *compound pills of antimony*, *compound calomel pills*, *Plummer's pills*, each of which contains sulphureted antimony, calomel, guaiac, and castor oil. **vinum antimonii.** A solution of 4 parts of antimony and potassium tartrate in 1000 parts of wine. [U. S. Ph.] [Lat., for *antimony*.]

ant'imony. A silvery white metallic element, not affected by the air. Type metal contains 25 per cent of antimony. Chemical symbol Sb. Its salts have emetic and diaphoretic properties. List of poisons and their antidotes, see in *appendix*, page 938. **a. and potassium tartrate.** Tartrated or tartarized a., tartar emetic. A double salt of tartaric acid, $2C_2(OH)_2H_2 \begin{matrix} < \\ CO-O.SbO \\ CO-O.K \end{matrix} + H_2O$. It is used as a diaphoretic, emetic, and nauseant expectorant. In large doses, it acts as an irritant poison, producing violent gastro-enteritis, with vomiting and choleraic purging [U. S. Ph.]. **a. pentasulphid**, Sb_2S_5 . A diaphoretic, emetic and expectorant. **a. pentoxid**, Sb_2O_5 . A light yellow powder of acid properties. **a. trichlorid**, $SbCl_3$. Syn.: *butter of a.* Prepared by treating a trisulphid or a sulphate with chlorin or a metallic chlorid. It is strongly corrosive and is frequently used as a caustic application to tumors or ill-conditioned ulcers. **a. trioxid**, Sb_2O_3 . A substance occurring in nature as valentinate or a bloom. **a. trisulphid**, Sb_2S_3 . A substance occurring native, either in the crystalline or in the massive state, as stibnite. Used as a diaphoretic and as a source of the other a. compounds. [Probably of Arabic origin. From the mineral Stibnite, Lat., *Stibium*, whence the symbol Sb.]

antim'onyl (an-tim'on-il). The univalent radicle ($Sb=O$) occurring in antimonious compounds. **a. and potassium tartrate**, $SbO.OOC.CHOH.CHOH.COOK$. The antimonyl and potassium salt of tartaric acid. Soluble in water, has a metallic taste. An unimportant emetic.

antineural'gic. Efficacious against neuralgia.

ant'ion. That point in the median line of the forehead which is farthest from the inion. [Gr., *anti*, opposite, + *inion*, the nape of the neck.]

antion'nin. A proprietary preparation, said to consist chiefly of the potassium salt of orthodinitroresol. It is an antiseptic and insecticide.

antin'osin. A sodium compound of nosphen.

antiparasit'ic. Efficacious against parasites, especially external parasites.

antiparas'itin. An insecticide said to contain potassium dinitroresol.

antip'athy. Contrariety of feeling, disposition or nature; hostile feeling toward. [Lat., *antipathia*, from Gr., *antipatheia*, the state of being opposed in feeling.]

antipep'tone. A variety of peptone, formed in the gastric digestion of proteins, which cannot be converted into the mono-amino acids.

antiperiod'ic. Efficacious against the periodical recurrence of paroxysms, especially those due to malarial infection.

antiperistal'sis. Reversed peristalsis; a muscular contraction of the intestines or the stomach in which the movement progresses upward, that is, toward the mouth. See *anastalsis*.

antiphlogistin (an'te-flo-jis'tin). A proprietary remedy composed of purified clay and glycerin, used like a poultice in inflammatory conditions. [Gr., *anti*, against, + *phlogistos*, on fire.]

antiphrynyolysin (an'te-frin-ol'is-in). The antitoxic serum from toad poison.

ant'ipode. One of the two chemical compounds which contain one or more asymmetrical carbon atoms and which bear the same special relation to each other as an object to its mirror image.

antiprecipitin (an-te-pré-sip'it-in). A substance in serum, produced by injecting a precipitating serum containing a precipitin into an animal, which acts in an antagonistic manner towards this serum.

antiprurit'ic. Preventing or controlling itching. [Gr., *anti*, against, + Lat., *pruritus*, itching.]

antipy'ic. Preventing or checking supuration. [Gr., *anti*, against, + *pyon*, pus.]

antipyogenic (an'te-pi-o-jen'ik). Preventing the formation of pus. [Gr., *anti*, against, + *pyon*, pus, + *gennan*, to form.]

antipyonin (an'te-pi'o-nin). A preparation said to consist of sodium polyborate; used externally in conjunctivitis and keratitis.

antipyret'ic. Febrifuge; efficacious against fever. [Gr., *anti*, against, + *pyretos*, fever.]

antipyrin (an'te-pi'rin). Syn.: *anodyrin*, *dimethyloxyquinizin*. An artificial alkaloid, $C_{11}H_{12}N_2O$. First obtained by L. Knorr of Erlangen. A white crystalline powder soluble in water and in alcohol. It was introduced into medicine as an antipyretic by Filehne in 1881. **a. camphorate.** A compound of a. and camphoric acid. Two forms, the *acid* and the

neutral, are said to be antipyretic and antithrotic. **a. chloralhydrate.** Monochloral a. ($C_{11}H_{12}N_2O_3Cl_3$); also known as *hypnal*. It is antipyrin combined with one molecule of hydrated chloral. Its action resembles that of chloral. **a. mandelate.** Tussol, $C_{11}H_{12}N_2O_2.C_6H_5CH(OH)COOH$, used in whooping-cough. **a. salicylate.** Salipyrin, $C_{13}H_{13}N_2O_4$. It has the properties of antipyrin and salicylic acid. **a. salol.** A mixture of equal parts of a. and salol fused together; used as an antiseptic and hemostatic. **dichloral-a.** A hypnotic, $C_{11}H_{12}N_2O + 2(CCl_3CH(OH)_2)$. [U. S. Ph.] [Gr., *anti*, against, + *pyr*, fever.]

antirab'ic, antirabiet'ic. Preventive or curative of rabies; said particularly of Pasteur's system of preventive inoculation. [Gr., *anti*, against, + Lat., *rabies*, madness.]

antirennet (an-te-ren'net). A ferment produced by injecting animals with rennet.

antirennin (an-te-ren'in). The anti-enzyme in blood serum produced by injecting rennin, which counteracts its action in coagulating milk.

an'tirheumat'ic. Efficacious against rheumatism.

antiricin (an-te-ri'sin). An antitoxin produced by injecting ricin into animals.

Antirrhinum (an-tir-ri'num). An ancient name for the plant snapdragon. A genus of the *Scrophulariaceae*. **A. majus.** Snapdragon; indigenous to southern and central Europe and cultivated in America; formerly employed as a diuretic. [Gr., *antirrhinon*.]

antirobin (an-te-ro'bin). An antitoxin produced by injecting robin into animals.

antiscorbu'tic. Efficacious against scurvy.

antisep'sin. A bromated acetanilid, used as an antipyretic, analgetic, and antiseptic. [Gr., *anti*, against, + *sepsis*, putrefaction.]

antisep'sis. A collective name for the use of measures intended to prevent putrefaction or infection with septic material. See *asepsis*. [Gr., *anti*, against, + *sepsis*, putrefaction.]

antisept'ic. 1. Having the power to prevent putrefaction or other bacterial processes. 2. An agent that inhibits the growth of bacteria. See *aseptic*.

antisept'ikon. A certain dental antiseptic.

antisept'in. A mixture of zinc sulphate and iodid, thymol, and boric acid.

antisept'ol. A proprietary name for cinchonin sulphiodate.

antiserum (an-te-se'rum). See *immune serum*, under *serum*.

antisider'ic. Physiologically incompatible with iron, counteracting its effects; also exerting an action opposite to that of iron, impoverishing the blood. [Gr., *anti*, against, + *sideros*, iron.]

antis'pasis. Revulsive derivation, counterirritation.

antispas'min. A compound of a narcein salt and sodium salicylate; used as a hypnotic and analgetic, and in whooping cough.

- antispasmodic** (an''te-spas-mod'ik.) Efficacious against spasmodic attacks; as a remedy so acting. [Gr., *anti*, against, + *spasmos*, a convulsion.]
- antispas'tic.** 1. Pertaining to antispasmodic. 2. Antispasmodic.
- antispermatoxin** (an''te-sper-ma-toks'in.) A substance opposing the action of spermatoxin.
- antistaphylolysin** (an''te-staf-il-ol'is-in.) A substance in the blood opposing the action of staphylolysin.
- an''tistreptococ'cic.** Antidotal to streptococci.
- antistreptococcin** (an''te-strep-to-koks'in.) The antitoxic principle of Marmorek's serum acting against streptococci.
- antistreptokolysin** (an''te-strep-to-kol'is-in.) A material found in antistreptococcic serum, which is antagonistic to the hemolysin produced by the streptococcus.
- antisu'dorin.** A proprietary lotion for excessive sweating of the feet, containing boric, citric, and salicylic acids, borax, glycerin, alcohol, and certain ethers.
- antisyphilit'ic.** Efficacious against syphilis.
- antitaenia.** A proprietary preparation of *Cucurbita maxima* seeds; used for tapeworm.
- antithenar.** An eminence; the prominence formed at the ulnar border of the palm by the abductor, the opponens, and the flexor brevis minimi digiti muscles. [Gr., *anti*, opposite, + *thenar*, the flat of the hand.]
- antither'mal.** 1. (Adj.) See *antithermic*. 2. (N.) A certain proprietary antipyretic.
- antither'mic.** Efficacious against fever. [Gr., *anti*, against, + *therme*, heat.]
- antither'min.** Phenylhydrazin levulinate, a highly poisonous antipyretic. No longer used.
- antither'molin.** A proprietary preparation not differing essentially from the cataplasma kaolini of the U. S. Ph.
- antithyroidin** (an-te-thi'roy-din.) The serum of the thyroidectomized sheep; said to have an opposite effect to thyroid feeding and used in exophthalmic goiter.
- antiton'ic.** Having opposite effects to those of a tonic. See *antisideric*.
- antitox'ic.** 1. See *antidotal*. 2. Overcoming the action of a toxin. [Gr., *anti*, against, + *toxikon*, a poison for arrows.]
- antitoxin** (an-te-tok'sin.) A substance in the plasma and serum produced by the injection of the soluble products or toxins of such organisms as *Bacillus diphtheriae*, *Bacillus tetani*, or by the toxins of snake venom or other animal poisons. It acts by combining with the haptophorous group of the molecules of the toxin, thus preventing the toxophorous or poisonous group from injuring the cells of the body. [Gr., *anti*, against, + *toxikon*, a poison for arrows.]
- antitragus** (an-tit'ra-gus.) A conical projection of the cartilage of the external ear at the termination of the anhelix, situated opposite the tragus. [Gr., *anti*, opposite, + *tragos*, the tragus.]
- antitryp'sin.** A substance in the blood supposed to prevent the action of trypsin.
- antitus'sin.** An ointment containing difluordiphenyl, used externally in whooping-cough. [Gr., *anti*, against, + *Lat.*, *tussis*, cough.]
- an''tity'phoid.** Counteracting or preventing typhoid.
- an''tity'pical.** See *antiperiodic* and *atypical*. [Gr., *anti*, against, + *typos*, a type or form of disease.]
- an''tivaccina'tionist.** An opponent of the practice of vaccination.
- antivene'real.** Preventive of venereal infection.
- antivenin** (an-ti-ven'in.) A serum made by injecting a mixture of viperine and cobra venom into horses. The extractive from the blood serum of these horses acts as a curative agent for snake bites. [Lat., *anti*, against, + *venenum*, venom.]
- antivivise'ctionist.** An opponent of vivisection.
- antizymot'ic.** Preventive of zymotic diseases.
- an'tozone.** "Electropositive oxygen." The name that Schoenbein gave to the substance found at the electronegative pole in the electrolysis of water. An obsolete name for hydrogen peroxid.
- an'tral.** Pertaining to an antrum.
- antri'tis.** Inflammation within an antrum, especially the maxillary antrum.
- antrocele** (an'tro-sel.) A maxillary antrum fluid collection. [Gr., *antron*, antrum; *kele*, tumor.]
- antrophore** (an'tro-för.) A form of soluble medicated bougie. [Gr., *antron*, a cavity, + *phorein*, to bear.]
- antrot'omy.** The operation of cutting into an antrum. [Gr., *antron*, an antrum, + *temnein*, to cut.]
- an'trum.** A cavity, especially one within a bone; also a dilatation, an ampulla. **a. ethmoidalis.** See *ethmoidal cells*, under *cell*. **a. Highmorii.** See *maxillary a. a. pylori*. **a. pyloricum Willisii.** The pyloric portion of the stomach. **a. sphenoidale, a. sphenoidalium.** See *sphenoidal sinuses*, under *sinus*. **duodenal a.** The normal dilatation of the duodenum near its origin. **mastoid a.** The cavity of the horizontal portion of the mastoid process of the temporal bone. **maxillary a.** Syn.: *maxillary sinus, a. of Highmore*. A large, irregularly pyramidal cavity of the body of the superior maxilla. It is lined with mucous membrane, and communicates with the middle meatus of the nose. [B. N. A. sinus maxillaris.] [Gr., *antron*, cave.]
- anuria** (an-u're-ah.) Total suppression of urine. [Gr., *an*, priv., + *ouron*, urine.]
- anus** (a'nus.) The terminal or distal orifice of the alimentary canal. **artificial a.** An opening from the bowel made by surgery. **imperforate a.** Closure of the a., either congenital or acquired. **preternatural a.** An a. situated at some other than the normal place. [B. N. A., same.] [Lat., *anus*.]
- anusol** (an'u-sol.) A proprietary prepara-

tion said to consist of balsam of Peru, zinc oxid, resorcin, bismuth oxyiodid, and cacao butter; used in suppositories for hemorrhoids.

an'vil. See *incus*.

an'ytin. See *anitin*.

an'ytole. See *anitole*.

AOC. Anodal opening contraction.

a'odin, ai'odin. A preparation made from the thyroid gland; used in myxedema.

aorta (a-or'tah). The main trunk of the systemic arterial system, springing from the left ventricle of the heart, proceeding upward, then to the left, forming an arch around the root of the left lung, then downward, through the diaphragm, to a point opposite the fourth lumbar vertebra, where it divides into the two common iliac arteries. **abdominal a.** That part of the a. situated below the diaphragm. **anterior a.** The smaller of the two branches into which the common a. divides in many quadrupeds. **ascending a.** That portion of the a. which is contained within the cavity of the pericardium. **cardiac a.** That portion of the vascular system of the embryo which is situated just anterior to the bulbous aortae, giving origin to the aortic arches. **common a.** That portion of the a. which, in many quadrupeds, extends from its origin at the heart to the point of its division into the anterior and posterior aortae. **descending a.** That portion of the a. which is situated below the termination of the arch. **dorsal a.** 1. In the embryo, the vessel formed by the union of the two primitive aortae; the representative of the abdominal a. of the fully formed animal. 2. The thoracic a. **posterior a.** The posterior of the two branches of the common aorta in many quadrupeds. **primitive aortae, primitive subvertebral aortae.** Syn.: *inferior vertebral arteries*. In the embryo, two branches given off from the cardiac a., which pass through the first visceral and unite to form the dorsal a. **right a.** That division of the aortic bulb in the embryo, which eventually forms the pulmonary artery. **systemic a.** That division of the vascular apparatus of the embryo which ultimately forms the aorta. **thoracic a.** That portion of the a. which extends from the lower border of the third dorsal vertebra, on its left side, to the diaphragm. [Gr., *aorte*, from *airein*, to lift, to carry.]

aortectasia, aortectasis. Dilatation of the aorta. [Gr., *aorte*, aorta, + *ektasis*, a dilatation.]

aor'tic. Pertaining to the aorta or to the opening leading from the heart into that vessel.

aortit'is. Inflammation of the aorta. [Gr., *aorte*, aorta, + *itis*, inflammation.]

aortolith (ā-or'to-lith). A calcareous concretion in the aorta. [Gr., *aorte*, aorta, + *lithos*, stone.]

aos'mic. Without odor.

apaconitin (ap-ak-on'tit-in). An artificial alkaloid, $C_{23}H_{11}NO_{11} = C_{26}H_{35}(O)(OH)(O-CO - C_6H_5)NO_7$, formed by the dehydra-

tion of true aconitin. [Gr., *apo*, from, + *aconitin*.]

apallogin (ap-al'oj-in). The tetra-iodophenol phthalein; the mercury salt of nosophin.

apan'thropy. Morbid aversion to the male sex. [Gr., *apo*, from, + *anthropos*, man.]

apathet'ic. Pertaining to or affected with apathy.

ap'athy. A state of more or less profound insensibility, mental or bodily, to external impressions [Gr., *apatheia*.]

apatropin (ap-at'ro-pin). A derivative of atropin. Its molecular formula, $C_{17}H_{21}NO_2$, differs from that of atropin by one molecule of water. [Gr., *apo*, from, + *atropin*.]

apel'lous. 1. Skinless. 2. A person having a prepuce too short to cover the glans penis; a circumcised person. [Gr., *a*, priv., + Lat., *pellis*, a skin.]

apenta (ah-pen'tah). A Hungarian aperient water resembling Hunyadi János water.

apepsin'ia. Absence of pepsin or pepsinogen from the gastric juice.

apergol (a'per-gol). A proprietary mixture of apiol, oil of sabin, aloin, and ergotin.

ape'rient. Laxative. [Lat., *aperiens*, opening.]

aperiod'ic. Destitute of periodicity. [Gr., *a*, priv., + *periodos*, a circuit.]

aperistal'sis. Cessation of the peristaltic movements of the stomach.

aperitol (a-per'e-tol). A proprietary preparation, said to be a mixture of valeryl and acetylphenolphthalein. Used as a laxative.

apertu'ra. See *aperture*. **a. aquaeductus cochleae.** The small opening of the aqueduct of the cochlea. **a. chordae.** The internal opening of the canal for the chordae tympani. **a. externa aquaeductus cochleae.** A small foramen in the temporal bone just below the internal auditory meatus. **a. externa aquaeductus vestibuli.** A fissure, covered by a depressed scale of bone, on the posterior surface of the petrous portion of the temporal bone. **a. inferior canaliculi tympanici.** An opening on the inferior surface of the petrous portion of the temporal bone, which transmits Jacobson's nerve. **a. interna aquaeductus vestibuli.** The internal opening of the aquaeductus vestibuli within the vestibule. **a. pyriformis narium.** The triangular anterior opening of the nasal passages in the skull. **a. scalae vestibuli cochleae.** An opening by which the vestibule of the ear communicates with the scala tympani. **a. superior canaliculi tympanici.** The internal opening of the tympanic canal. **a. superior canalis incisivi.** The superior opening of the anterior palatine canal. **a. uterina tubae.** The uterine mouth of the oviduct.

ap'erture. 1. An opening. 2. Of a lens, the diameter of the portion of the lens exposed to the light. **angular a.** The angle included between the extreme rays proceeding from the object to the lens or

- the angular breadth of the train of light entering the lens. **auriculoventricular a.** The opening of communication between an auricle and the corresponding ventricle of the heart. **mastoid a.** Syn.: *meatus ad cellulas mastoideas*. The opening of communication between the cavity of the tympanum and the mastoid cells. **umbilical a.** The opening in the intestinal canal of the embryo at its union with the umbilical vesicle. [Lat., *apertura*, from *aperire*, to open.]
- apex** (ă'pecks). Pl. *ap'ices*. 1. The top or point of anything. 2. In dentistry, the terminal end of the root of a tooth. [Lat., *apex*, top, summit.]
- aphacia, aphakia** (a-fă'se-ah, a-fă'ke-ah). Absence of the crystalline lens from the eye or from its proper position. [Gr., *a*, priv., + *phakos*, anything shaped like a lentil.]
- aphagia** (ah-fă'je-ah). Inability to swallow. [Gr., *a*, priv., + *phagein*, to eat.]
- aphasia** (ah-fă'se-ah). An impairment of the power of intellectual expression due to lesions in the brain. **amnemonic a.**, **amnesic a.**, **amnesic a.** Word deafness. **a. universalis.** Complete a., in which the patient can not speak a single word. **ataxic a.** A. dependent on impairment or loss of the power of properly saying words due to central lesion. **functional a.** A. not dependent on a manifest cerebral lesion, but occurring as a congenital defect, in severe constitutional diseases, or as the result of emotional excitement in hysterical persons. **insular a.** A. due to a lesion strictly confined to the island of Reil. **traumatic a.** A. due to injury of the head. [Gr., *a*, priv., + *phasis*, speech.]
- aphemia** (ah-fe'me-ah). See *ataxic aphasia*, under *aphasia*. [Gr., *a*, priv., + *pheme*, speech.]
- aphonia** (a-fô'ne-ah). Loss of voice, i. e., of the power of intonation, the faculty of articulation being preserved, although enfeebled. **a. albuminurica.** A. due to a so-called specific form of edema of the larynx occurring as a sequel or a complication of certain forms of renal disease. **a. aneurismatica.** A. due to the pressure of an aneurism on the laryngeal nerves. **a. atonica.** A. due to disease or injury of the laryngeal nerves. **a. catarrhalis.** See *catarrhal a.* **a. paralytica.** See *paralytic a.* **a. saturnina.** A. due to lead poisoning. **a. trachealis.** A. due to compression of the trachea. **catarrhal a.** A. due to laryngeal catarrh. **centric a.** A. due to disease of the central nervous system. **essential a.** A. which can not be traced to any apparent pathological change (e. g., hysterical and idiopathic a.). **functional a.** A. due to loss of functional power in the vocal bands independently of structural disease in the larynx. **glottic a.** A. due to causes interfering directly with the action of the muscles of the glottis or with the vibration of the vocal bands. **hysterical a.** A form of a. which occurs in hysterical persons, coming on suddenly, lasting an indefinite time, and often disappearing as suddenly as it came.
- idiopathic a.** See *essential a.* **intermittent a.** An intermittent variety of essential a. **nervous a.** See *essential a.*, *hysterical a.*, and *paralytic a.* **paralytic a.** 1. A. due to paralysis of the larynx (i. e., of the laryngeal branches of the pneumogastric nerve). 2. A. accompanying apoplexy and hemiplegia. **peripheral a.** Any a. not due to disease of the central nervous system. **spastic a.** A. due to spasm of the tensor muscles of the vocal bands. [Gr., *a*, priv., + *phonein*, to produce a vocal tone.]
- aphrasia** (a-fră'ze-ah). Dumbness, speechlessness. [Gr., *a*, priv., + *phrasis*, utterance.]
- aphrodis'iac.** Pertaining to or causing venery or sexual pleasures. [Gr., *Aphrodisios*, from *Aphrodite*, Venus.]
- aphronesis** (ah-fron-e'sis). Want of judgment, foolishness, madness. [Gr., *a*, priv., + *phronesis*, possession of the senses.]
- apthae** (af'the). The whitish spots in the mouth that are characteristic of thrush. See *thrush*. [Lat., pl. of *apthā*, from Gr., *apthā*, ulceration in the mouth; thrush.]
- apthaphyte** (af'tha-fit). See *Oidium albicans*. [Gr., *apthā*, a little ulcer, + *phyton*, a plant.]
- apthous.** Pertaining to, resembling, or affected with apthae.
- a'pical.** Pertaining to or situated at the apex, e. g., of the lung.
- apinol** (ă'pin-ol). A proprietary product of the destructive distillation of the wood of *Pinus palustris* and *Pinus australis*, said to consist mainly of levomenthone, C₁₀H₁₆O.
- apiol** (ă'pe-ol). A white crystalline, camphorlike principle, parsley-camphor, C₁₂H₁₄O₄, obtained from *Petroselinum sativum*; used for dysmenorrhea. **a. green.** A commercial name for the oleoresin of parsley. [Lat., *apium*, parsley, + *oleum*, oil.]
- apiolin** (ă'pe-o-lin). A substance supposed to be the active principle of apiol.
- A'pis.** A genus of hymenopterous insects. **A. mellifica.** The common honey-bee. The homeopaths apply the term also to a medicinal preparation of the poison of the bee. [Lat., *apis*, bee.]
- Apium** (ă'pe-um). A genus of the *Umbelliferae*. **A. graveolens.** Syn.: *A. palustre*. Celery, smallage. The root is sometimes used as a diuretic.
- a''plana'sia.** Complete or almost complete freedom from spherical aberration (said of lenses). [Gr., *a*, priv., + *planan*, to wander.]
- aplasia** (ah-plă'se-ah). Defective formation or growth of a part. **a. of inactivity.** A. due to insufficient use of a part. [Gr., *a*, priv., + *plassein*, to fashion.]
- apnea.** 1. asphyxia. 2. The period of cessation of breathing after taking a long breath or during the process of swallowing, or while performing a forced muscular effort. [Gr., *a*, priv., + *pnœ*, breath.]

apneumatosi (ap''nu-mah-to'sis). Absence or deficiency of inflation. **congenital a.** See *atelectasis*. [Gr., *a*, priv., + *pneumatou*, to inflate.]

apneumia (ap-nu'me-ah). Congenital absence of the lungs. [Gr., *a*, priv., + *pneumon*, lung.]

apo- Prefix representing the Gr., *apo-*, off, from, away; used in compound words to denote detached, separate.

apoaconitin (ap-o-ak-on'tit-in). See *apacoinin*.

apotropin (ap-o-at'ro-pin). See *apatropin*.

apocaffein (ap-o-kaf'fe-in). A derivative of caffeine, forming prismatic crystals, $C_7H_7N_3O_6$.

apochromat'ic. Serving to do away with chromatic aberration. [Gr., *apo*, away from, + *chroma*, color.]

apocodein (ap-o-ko'de-in). An amorphous alkaloid, $C_{18}H_{21}NO_3 \cdot H_2O$, obtained by treating codein with zinc chlorid. [Gr., *apo*, from, + *codein*.]

apocynin (ap-os'in'e-in). A glucosid obtained from *Apocynum cannabinum*.

apocynin (ap-os'in-in). 1. An amorphous resinous body found in the roots of *Apocynum cannabinum*. 2. A preparation made from the root of *Apocynum androsæmifolium*.

Apocynum (ap-os'i-num). A genus of apocynaceous herbs of the U. S. Ph.; the dried rhizome of *A. cannabinum* and other related species. **A. androsæmifolium**. Dog's bane; a species growing wild in the United States. It contains a bitter principle, and a resin. It belongs to the digitalis group of drugs. **A. cannabinum**. Canadian or Indian hemp; a species growing in the eastern United States and Canada. Its action is much like that of digitalis. [Gr., *apo*, from, + *kyon*, a dog, because believed fatal to dogs.]

apodermialgia (ap''o-de-me-al'je-ah). A morbid condition in which there is a strong desire to leave home; the reverse of homesickness. [Gr., *apodemia*, a journey, + *algain*, to grieve.]

apolar (ah-po'lar). Having no poles or processes; said of nerve cells in particular. [Gr., *a*, priv., + *polos*, axis.]

apollinar'is. A natural table water, highly charged with carbon dioxide, from springs in Germany.

apolysin (ap-ol'is-in). An antipyretic and analgetic derivative of parphenitidin and citric acid.

apomorphia, apomorphin (ap-o-mor'fe-ah, ap-o-mor'fin). An artificial alkaloid derived from morphin and codein by dehydration. **a. hydrochlorate, a. hydrochlorid**. A salt of apomorphin, $C_{17}H_{17}NO_2 \cdot HCl$, used as an emetic. [Gr., *apo*, from, + *morphin*.]

aponeurosis (ap'on-u-ro'sis). A white, shining membrane made up of interlacing fibers. **abdominal a.** A term applied to the a. of the oblique muscles of the abdomen. **anterior a. of the transversalis abdominis**. The anterior fibrous portion of the transversalis ab-

dominis, which is blended with its fellow of the opposite side. **anterior crural a.** The fibrous layer which in many of the lower animals descends from the fold of the flank to the patella and inner surface of the leg, and is connected with the fascia lata. **antibrachial a.** The continuation of the brachial a. upon the forearm. **a. of insertion**. An a. which serves as the means of attachment of a muscle to a bone. **a. of intersection**. The fibrous bands which form part of the continuity of some muscles. **a. of the diaphragm**. The central tendon of the diaphragm. **a. of the external oblique muscle**. The broad fibrous expansion of the external oblique muscle which blends with its fellow of the opposite side at the linea alba. **a. of the internal oblique muscle**. The fibrous expansion of the internal oblique muscle. **a. of the leg**. The a. covering the calf of the leg. It sends numerous septa into the calf between the muscles. **dorsal a. of the metacarpus**. A fibrocellular tissue of transverse fibers prolonged downward from the wrist over the extensor tendons of the fingers. **epicranial a.** The fibrous structure connecting the two portions of the occipitofrontalis muscle. **orbital a.** A fibrous structure in the orbit which gives off prolongations that cover the muscles, pass into the eyelids, and extend over certain portions of the eyeballs. **vertebral a.** The a. which separates the muscles of the shoulder and arm from those that support the head and arm. [Gr., *apo*, from, + *neuron*, sinew.]

aponeurot'ic. Relating to, resembling, or constituting an aponeurosis.

apophyseal. Of, or pertaining to, an apophysis.

apophysis (ap-of'is-is). A bony projection or protuberance developed without an independent center of ossification. **a. lenticularis**. The point of the incus where it articulates with the stapes. **articular apophyses**. The articular processes of a vertebra. **basilar a.** The basilar process of the occipital bone. **metacromial a.** A term applied to the superior branch of a bifurcated acromion. **transverse apophyses**. The transverse processes of a vertebra. [B. N. A., same.] [Gr., *apo*, from, + *physis*, growth.]

apoplec'tic. Pertaining to, of the nature of, or affected with, apoplexy.

apoplexy. 1. A stroke or blow by which the person is felled. 2. A sudden hemorrhage into an organ or tissue of the body, most commonly, therefore, a cerebral hemorrhage by which a person usually loses consciousness and has paralysis of his muscles. A stroke of paralysis. A similar condition may be produced by a cerebral embolus or a spasm of cerebral vessels. **bulbar a.** Hemorrhage into the substance of the medulla oblongata. **capillary a.** A form of cerebral hemorrhage in which the blood is effused in minute quantities from ruptured capillaries. **congestive a.** An apoplectic state due to cerebral congestion.

- consecutive a.** a. attributed to the suppression of an habitual hemorrhage or other evacuation or an eruption. **embolic a.** Apoplectoid cerebral embolism; loss of consciousness, etc., due to cerebral embolism. **fulminant a.** 1. A sudden and overwhelming a., speedily causing death. 2. As formerly used, sudden death from some such cause as the bursting of an aneurism. **heat a.** See *sunstroke*. **hysterical a.** A paralysis seen in hysteria. **ingravescent a.** A form in which the symptoms come on gradually and increase in severity, usually ending in death. **meningeal a.** A hemorrhagic or serous effusion within the skull or the vertebral canal, but not into the substance of the brain or the spinal cord. **nervous a.** 1. A state in which, although the symptoms of cerebral congestion and hemorrhage are observed during life, no evidence of those conditions is found after death. 2. Acute anemia of the brain; probably due to arterial spasm. **progressive a.** A. in which the symptoms (paralysis, etc.) increase very gradually. **pulmonary a.** Hemorrhage from the pulmonary capillaries into the air-cells and terminal bronchi, and into the surrounding tissue. [Gr., *apoplexia*, from *apoplessein*, to strike down.]
- apoquinamin** (ap-o-quin'am-in). An artificial alkaloid, $C_{10}H_{22}N_2O$, derived from quinamin, conquiramin, or quinamidin.
- apo'retin.** A resin obtained from rhubarb. [Gr., *apo*, from, + *retine*, resin.]
- aposi'tia.** Aversion to food.
- apost'iasis.** 1. The termination of a disease by the formation of an abscess or by some critical discharge. 2. An abscess, especially a wandering abscess or one that is accompanied by the separation of a piece of bone. [Gr., *apostasis*, from *apo*, away from, + *istanai*, to stand.]
- aposthia** (ah-pos'the-ah). Absence of the foreskin. [Gr., *a*, priv., + *posthe*, the prepuce.]
- Apostoli's method.** The method of applying electricity to uterine fibroids and other gynecological affections perfected by Dr. Apostoli in the latter part of the 19th century. [*Georges Apostoli*, Parisian physician, 1847-1900.]
- apothecaries' measure.** See in *appendix*, page 941.
- apothecaries' weight.** See in *appendix*, page 941.
- apothecary.** One who prepares and sells drugs as medicines. In Great Britain the term is applied to a "general practitioner" who is not a legally qualified practitioner. [Old Fr., *apotecaire*, from Lat., *apothecarius*, store-keeper.]
- apoth'e'rial.** A term used by Haeckel to designate all tissues arising, directly or indirectly, from the exoblast and entoblast, the latter structures being termed epithelial. [Gr., *apo*, from, + *thallein*, to bloom, flourish.]
- apothem, apotheme** (ap'oth-em, ap'oth-ēm). Of Berzelius, an insoluble brown deposit formed in vegetable infusions and decoctions as the result of heating, evaporation, exposure to the air, and some other influences; a mixture of various substances in a state of decomposition. [Gr., *apo*, from, + *thema*, deposit.]
- apoz'ema, ap'ozeme, ap'ozem.** A decoction or infusion to which several medicinal ingredients are subsequently added, designed for occasional use only and prepared at the time of using. [Gr., *apozein*, to boil.]
- appara'tus.** 1. An instrument made up of several parts. 2. A system of organs concerned in the performance of some function, as *lacrimal a.*, consisting of the l. gland, l. canal, l. sac, and naso-l. duct. **diffusion a.** An a. for illustrating, or taking advantage of, the law of diffusion of gases. [Lat., *apparare*, to prepare.]
- apparit'ion.** A visual hallucination. [Lat., *apparitio*, from *apparere*, to appear.]
- appendage** (ap-pen'dāj). A dependent, supplementary or accessory structure. **auricular a.** A projecting portion of the auricle of the heart. **caudal a.** A tail, or a prolongation of the vertebral column in the form of a tail. **cecal a.** See *appendix ceci*. **cutaneous a's, dermal a's.** The nails and hair, also other analogous structures in the lower animals. **epiploic a's.** See *appendices epiploicae*, under *appendix*. **ileocecal a's.** See *appendix ceci*. **uterine a's.** The ovaries and oviducts. **vermiform a.** See *appendix ceci*. [Lat., *ad*, to, + *pendere*, to hang.]
- appendalgia** (ap-en-dal'je-ah). Pain in the region of the appendix vermiformis. [Lat., *appendix*, + Gr., *algos*, pain.]
- appendec'tomy, appendicce'tomy.** Removal of the appendix vermiformis by operation. [Lat., *appendix*, + Gr., *ektome*, excision.]
- append'ical, appendi'ceal.** Relating to the appendix.
- appendic'i'tis.** Inflammation of the vermiform appendix. [Lat., *appendix*, + Gr., *itis*, inflammation.]
- appendicos'tomy.** The operation of attaching the tip of the appendix vermiformis to the abdominal wall and establishing an opening into the intestine through the abdominal wall and the lumen of the appendix. [Lat., *appendix*, + Gr., *stoma*, mouth.]
- appendic'ular.** Relating to an appendix.
- append'ix.** Pl. *appendices*. An appendage; an accessory part of an organ. **a. ad cerebrum.** The pituitary body. **appendices allantoïdes.** See *diverticulum allantoidis*. **a. ceci, a. ceci vermiformis.** The vermiform appendix (or appendage) of the cecum; a slender cylindrical diverticulum, from 1 to 5 inches long and ½ inch thick in the human being, springing from the inner and posterior part of the cecum at its lower portion, below and a little behind the opening of the ileum. **appendices epiploicae.** Certain small fringelike projections of the serous coat of the colon and the upper part of the rectum, containing fat and resembling the omentum. **ensiform a.**

See *xiphoid a. vermiform a.* See *a. cecii.* **xiphoid a.** The xiphoid cartilage. [B. N. A., same.] [Lat., *appendere*, to hang upon.]

apperception. Mind's perception of itself; mental perception. [Lat., *ad*, + *percipere*, to perceive.]

appetite. A desire or disposition to do anything which is attended with a physical sensation of pleasure; as commonly understood, the desire to eat or drink.

depraved a., perverted a. See *pica.*

sexual a., venereal a. Desire for sexual intercourse. [Lat., *appetere*, to desire.]

apple. The fruit of *Pyrus malus*; also any large fleshy fruit. **Adam's a.** See *pomum Adami.* **a. of the eye.** The globe of the eye; also the pupil. [Perhaps Sansc., *ap*, water, + *p'hala*, fruit.]

application (ap-p'li-ká'shun). 1. The act of applying anything (such as a forceps, a leech, a plaster, etc.) 2. Anything applied (said of surgical dressings and of remedies used externally or applied to a particular part). [N. of action from Lat., *applicare*, to apply to.]

applicator (ap'pli-ka-tor). An instrument for applying remedies to a particular part, such as the uterine canal or the urethra, consisting of a flexible shaft on which cotton imbued with the medicament is wrapped. [Lat., from *applicare*, to apply.]

apposition (ap-po-zish'un). 1. The bringing of the lips of a wound or of the fragments of a broken bone into their proper relations. 2. The contact of two surfaces. [Lat., *appositio*, n. of action, from *appondere*, to put on.]

apraxia (ah-prak'se-ah). Loss of the power of communication by signs, also of knowledge of the uses of objects; object blindness. Inability or awkwardness in performance of intentional muscular movement. General term for loss of power of expressing or effecting ideas of muscular movements of any kind. [Gr., *a*, priv., + *prassein*, to do.]

a'pron. A term sometimes applied to any structure resembling the garment so called. **Hottentot a.** See *puddental a.*

puddental a. An hypertrophy of the nymphæ and the preputium clitoridis in the form of an a. hanging down over the vulva.

aprosexia (ah-pros-ex'e-ah). Impaired ability to fix the attention on a given subject. [Gr., *a*, priv., + *prosexia*, attention.]

aprosopia (ah-pro-so'pe-ah). A malformation characterized by absence of the eyelids and more or less of the rest of the face. [Gr., *a*, priv., + *prosopon*, the face.]

apsithyria, apsithuria (ap-si-thi're-ah, ap-si-thu're-ah). A form of paralysis or spasm of the larynx in which there is inability to whisper. [Gr., *a*, priv., + *psithyrizein*, to whisper.]

apynomorphous (ah-pik-no-mor'fus). A term used by Nissl to denote a nerve cell without large compact staining granules.

[Gr., *a*, priv., + *pyknos*, compact, + *morphe*, form.]

apyonin (ah-pi'on-in). A yellow crystalline powder, introduced as a substitute for yellow pyocyanin. [Gr., *a*, priv., + *pyon*, pus.]

apyretic (ap-ir-et'ik). Free from fever.

apyrexia (ah-pir-ek'se-ah). Freedom from fever. [Gr., *a*, priv., + *pyrexia*.]

aqua (ak'wah). Pl. *aquæ*. 1. Latin for water. 2. Natural water in the purest attainable state [U. S. Ph.]; water filtered through alternate layers of sand and charcoal [Ger. Ph.]. 3. As a pharmaceutical preparation, water containing a volatile substance in solution, obtained either by distilling the substance with water or by dissolving it in water after distillation. 4. Used with chemical formulæ to denote water of crystallization. **aquæ acidulæ.** Aërated waters. **a. acoustica.** An old term for any fluid preparation, used in diseases of the air passages. **a. destillata.** The official title of distilled water in a large number of pharmacopæias. **a. fortis.** See *nitric acid*, under *acid*. **a. phagedenica.** 1. A solution of 1 part of corrosive sublimate in 30 parts of water. 2. An old term for an aqueous solution of corrosive sublimate and sal ammoniac. **a. sedativa.** A preparation containing 12.5 per cent. of ammonia water and 1.2 per cent. of spirit of camphor in water.

aqueductus (ak-we-duk'tus). See *aqueduct.* **a. cerebri.** See *infundibulum cerebri.* **a. communicationis.** A small canal often found at the junction of the mastoid and petrous portions of the temporal bone, transmitting a small venous twig to the termination of the transverse sinus. **a. cotunnii.** See *aqueduct of the vestibule.* **a. temporalis.** A canal sometimes found at the posterior portion of the temporal bone for the passage of the squamoso-petrosal sinus. [Lat.]

a'quapuncture. 1. A French method of producing counterirritation or revulsion by forcing a fine jet of water or some other liquid into or through the unbroken skin. 2. The subcutaneous injection of water as a placebo. [Lat., *aqua*, water, + *puncture*.]

a'quate. A substance containing water of crystallization with which it is in molecular combination.

aqueduct (ak'we-duk't). A canal, channel, or tube for the conveyance of fluid; used also of a few canals which transmit blood-vessels or nerves. **a. of Cotunnus.** See *a. of the vestibule.* **a. of Fallopius** [B. N. A., *canalis facialis*]. A canal in the petrous portion of the temporal bone. **a. of Sylvius.** Syn.: *iter a tertio ad quartum ventriculorum.* A narrow canal, leading from the third into the fourth ventricle. **a. of the cochlea.** A small canal leading from the scala tympani into the cranial cavity near the lower edge of the pyramid and effecting a communication of the arachnoid space with perilymphic fluid of the labyrinth.

a. of the vestibule. A canal which rises as a thin membranous tube from the utricle and proceeds through a thin osseous canal to the posterior wall of the pyramid, opening into a spacious cul-de-sac covered by the dura mater. [Lat., *aqua*, water, + *ducere*, to lead.]

aqueous, aqueus (ah'kwe-us). Watery; resembling, containing, combined with, dissolved in, diluted with, made with, or formed from water.

aquip'arous. Water-producing; said of glands, the secretion of which contains a large amount of water, like the parotid, as contrasted with the muciparous glands. [Lat., *aqua*, water, + *parere*, to bring forth.]

arab'inose. A crystalloid carbohydrate, found in many members of the rose family as in cherry gum, peach gum.

arachnoid (ar-ak'noid). 1. Resembling a spider's web in texture. 2. Pertaining to the a. membrane. 3. (As a n.) The a. membrane; the middle one of the three membranes which invest the brain and spinal cord, separated from the pia mater by the subarachnoid space containing serous fluid. It is usually described as consisting of a parietal and a visceral layer, inclosing the a. space or cavity; Kölliker, however, denies the existence of a parietal layer distinct from the epithelium of the dura mater. Tuke maintains that there is no separate membrane answering to this description, and thinks the name should be dropped. The term has also been applied to several delicate investing and lining membranes. [Lat., *arachnoideus*, from Gr., *arachne*, a spider's web, and *eidos*, appearance.]

arachnolysin (ar'ak-nol'is-in). A toxin produced by many spiders which acts as a hemolysin. [Gr., *arachne*, spider, + *lysis*, dissolution.]

aracu. See *kumyss*.

Aralia (ar-a'le-ah). Wild sarsaparilla. **A. edulis.** A species with edible aromatic roots and young shoots. **A. hispida.** Bristly a., bristly sarsaparilla, wild elder, dwarf elder. **A. nudicaulis.** False (or wild) sarsaparilla, shotbush, small spike-nard. It is aromatic, diuretic, and diaphoretic, and is used in domestic practice as a substitute for sarsaparilla. **A. spinosa.** Angelica tree, toothache tree, Hercules' club. Used mainly in domestic practice.

Aran-Duchenne's disease. See *progressive muscular atrophy*, under *atrophy*.

araro'ba. Goa powder or crude chrysarobin, derived from *Andira* a. See *chrysarobin*.

arbores'cent. Branched like a tree. In descriptive bacteriology, the term is used in the sense of branched or treelike.

arboriza'tion. A formation resembling the branches of a tree. **terminal a.** 1. See *motor end-plate* under *end-plate*. 2. A term also applied to the branched terminations of sensory nerves.

ar'bor vi'tae. 1. Tree of life. A name given to various trees supposed to have

the power of prolonging life. 2. An arborescent structure found in various parts of the body. **a. v. cerebelli.** An arborescent structure seen upon vertical section of the cerebellum, due to the peculiar arrangement of the white and gray laminae. **a. v. uterina.** A fanciful term applied to the ridges of the canal of the cervix uteri. [Lat., *arbor*, tree, + *vita*, life.]

ar'butin. A glucosid, (C₁₂H₁₆O₇) + H₂O, extracted from the leaves of *Arctostaphylos* (*Arbutus*) *uva-ursi*. It is decomposable into glucose and hydroquinone, and this change probably occurs to some extent in the human body.

Ar'butus. A genus of evergreen ericaceous shrubs. **A. alpina.** See *Arctostaphylos*. **trailing a.** The *Epigaea repens*. It contains arbutin. Its actions resemble those of *uva-ursi* nearly.

arc. See *arch*. **electric a.** See *voltaic a.* **reflex a.** The nerve pathway of a reflex act. **voltaic a.** The band of light produced by passing a strong electric current between two adjacent carbon points.

arch. The curved portion of any tissue or organ, or a curve made by a nerve or a vessel. **alveolar a.** The a. formed by the alveolar processes. **anastomotic a.** A curved vessel connecting arteries or veins. **anterior a. of the atlas.** That part of the atlas anterior to the articular surfaces [B. N. A., *arcus anterior*]. **a. of the aorta.** The curved part of the aorta, extending from the left ventricle to the fourth dorsal vertebra. **a. of the colon.** See *transverse colon*. **a. of the foot.** A term applied to three a's made by the bones of the foot. **a. of the palate.** The a. formed by the anterior pillars of the fauces. **bronchial a's.** The posterior visceral a's, especially the third, fourth, and fifth.

cotylosacral a. Syn.: *standing a.* The a. formed by the sacrum and bony structures extending to the coxofemoral articulation. **crural a.** See *Poupart's ligament*. **dental a.** 1. The alveolar a. 2. The curved line of the teeth. **facial a.** The first postural a. **femoral a.** See *Poupart's ligament*. **gluteal a.** An opening in the gluteal aponeurosis for the passage of the gluteal vessels and nerves. **hyoid a.** The second postural a. It gives origin to the lesser cornu of the hyoid bone, the styloid bone, and the stapes. **ischiopubic a.** The a. formed by the ischiopubic rami and the body of the os pubis. **ischiosacral a.** An a. formed by the sacrum, the descending rami of the ischia and the intervening ilia. **nasal a.** An anastomotic vessel connecting the two frontal veins. **neural a.** The postaxial portion of a vertebra, which encloses the medullary canal. **orbital a.** The upper margin of the orbit. **osteoblastic a's.** The a's formed by the osteoblasts of developing bone. **palmar a's.** The loops, superficial and deep, by which the radial and ulnar arteries communicate in the palm of the hand. **pectoral a.** The

- scapulae and clavicles. **pelvic a.** The bones of the pelvis. **pharyngeal a's.** The fifth pair of branchial a's. **plantar a.** An arterial a. formed by the union of the external plantar artery and a communicating branch of the artery of the foot. **posterior a. of the atlas.** That part of the atlas posterior to its articular surfaces [B. N. A., *arcus posterior*]. **posthyoid a's.** The fourth and fifth postoral a's. Ridges springing from each side of the anterior aspect of the head of vertebrate embryos at an early period of development. **pubic a.** The a. formed by the ascending ramus of the pubes and the lower surface of the body [B. N. A., *arcus pubis*]. **superciliary a's.** See *superciliary ridges* under *ridge* [B. N. A., *arcus superciliaris*]. **superficial palmar a.** The continuation of the ulnar artery across the palm of the hand. **thyrohyoid a.** The third of the postoral arches. **zygomatic a.** The bony a. formed by the zygomatic process of the temporal bone and that of the malar bone [B. N. A., *arcus zygomaticus*]. [Lat., *arcus*, bow, curve.]
- archamphiaster** (ark-am'fe-as-ter). One of the mitotic figures. See *karyokinesis*. [Gr., *arche*, first, + *amphi*, around, + *aster*, star.]
- Archangelica.** A genus of the *Umbelliferae*. ***A. atropurpurea.*** Syn.: *Angelica atropurpurea* (seu *triquinata*). A species growing throughout the northern and western United States, used for the same purposes as *A. officinalis*. ***A. hirsuta.*** A species growing in the Atlantic States, sometimes used to replace *A. officinalis*. ***A. officinalis.*** Syn.: *Angelica a.* (seu *officinalis*, seu *sativa*). Garden angelica; a species growing in damp localities in central and northern Europe. Its root, leaves, and fruit are used as an aromatic tonic, diaphoretic, diuretic, and carminative. [For deriv. see *Angelica*.]
- archebiosis** (ar-ke-bi-o'sis). See *spontaneous generation* under *generation*. [Gr., *arche*, a beginning, + *biosis*, life.]
- archenteron** (ark-en'te-ron). The primitive alimentary canal of the embryo. [Gr., *arche*, beginning, + *enteron*, the intestine.]
- archetype, architype** (ar'ke-tip). An abstract conception of an original type or pattern on which a group of animals or plants or a system of organs is assumed to have been constructed, and to which their various modifications may be referred. [Gr., *arche*, beginning, + *typos*, impression.]
- archiblast** (ar'ke-blast). A small whitish circular granular areola that surrounds and encloses the germinal vesicle of the ovum. After fecundation it becomes the blastula. [Gr., *arche*, beginning, + *blastos*, bud, sprout.]
- archiblastula** (ar-ke-blas'tu-lah). A blastula in the stage of a simple sac, the wall of which consists of a single layer of similar cells.
- archicytula** (ar-ki-sit'u-lah). A fertilized egg cell, in which the nucleus has again become evident. [Gr., *arche*, beginning, + *kytos*, hollow.]
- archigastrula** (ar-ke-gas'tru-lah). A gastrula of which the endoderm and exoderm consist of a single layer of cells, and in which the primitive intestinal cavity has been formed. [Gr., *arche*, beginning, + *gaster*, belly.]
- archil** (ar'kil). A pigment obtained from the lichen that yields litmus.
- archimonerula** (ar-ke-mon-er'u-lah). Fertilized egg cell in which the formative and nutritive yolks are not yet distinct, and the nucleus has disappeared. [Gr., *arche*, beginning, + *moneres*, single, solitary.]
- archimorula** (ar-ke-mor'u-lah). A morula made up of similar cells. [Gr., *archi*, first, + *moron*, mulberry.]
- archinephron** (ar-ke-nef'ron). The primitive renal excretory apparatus of the embryo. [Gr., *arche*, beginning, + *nephros*, kidney.]
- archipallium** (ar-ke-pal'e-um). A term of Elliot Smith to designate the lower vertebrate forerunner of the higher mammalian cortex or neopallium.
- arciform** (ar'si-form). See *acuate*. [Lat., *arcus*, bow, + *forma*, shape.]
- Arctostaphylos** (arc-to-staf'il-os). Syn.: *Arbutus alpina*. Bearberry; a genus of trailing ericaceous plants. ***A. glauca.*** The manzanita; a species found in California. Its leaves are used in medicine like those of *A. uva-ursi* and contain arbutin and tannin. ***A. uva-ursi.*** Bearberry. The source of uva-ursi of the U. S. Ph. [Gr., *arktos*, a bear, + *staphyle*, a bunch of grapes.]
- arcuate** (ar'ku-at). Bow-shaped, arched. [Lat., *arcuare*, to bend.]
- arcus** (ar'kus). See *arch*. ***a. arteriae subclaviae.*** The curved portion of the subclavian artery. ***a. arteriosus inferior.*** The arterial arch on the greater curvature of the stomach formed by the union of the right and left gastro-epiploic arteries. ***a. arteriosus superior.*** The arterial arch on the lesser curvature of the stomach formed by the union of the right and left coronary arteries of the stomach. ***a. cartilaginis cricoideae.*** The anterior arched portion of the cricoid cartilage. ***a. dorsalis humeri posticus.*** The anastomosis just above the olecranon fossa, between the superior profunda artery of the arm and the anastomotic artery of the arm. ***a. dorsalis pedis superficialis.*** An arch formed by the veins uniting the superficial metatarsal veins. ***a. epiploicus magnus.*** The network of the branches of the left gastro-epiploic artery which supply the walls of the stomach. ***a. minor ventriculi.*** The lesser curvature of the stomach. ***a. nervi hypoglossi.*** The curve in the hypoglossal nerve as it crosses the carotid artery. ***a. senilis.*** A ring of degeneration seen about the corneal periphery in aged persons. ***a. unguium.*** See *lunula*. ***a. venosi digitales.*** Venous arches on the dorsum of the first phalanges of the fingers. ***a. venosus juguli.*** A connecting

branch between the two anterior jugular veins.

ar'dor. 1. A sensation of burning or heat. 2. Pain. [Lat., *ardere*, to burn.]

area (a're-ah). A surface, district or space, without reference to its size or shape. **a. intercruralis.** The interpedicular space of the brain. **a. lucida.** See *transparent a. a. mammae*. The areola surrounding the breast. **a. Martegiani.** The funnel-shaped opening of the hyaloid canal on the posterior surface of the vitreous body. **a. obscura, a. opaca.** See *opaque a. a. optica*. The visual field. **a. pellucida.** See *transparent a. a. vasculosa*. See *vascular a. a. ventriculi quarti*. The floor of the fourth ventricle of the brain. **a. vitellina.** See *vitelline a.* **Cohnheim a's.** See under *Cohnheim*. **embryonic a.** Syn.: *germinal a., germinal disk*. The a. of an oval thickening or opacity of the central part of the blastoderm, which subsequently becomes the vascular a. It comprises the transparent a. and the opaque a. **germinal a.** See *embryonic a. intercalated a.* See *non-nucleated a.* **middle lemniscus a.** The median region of the lemniscus, when seen in cross-section. **motor a's.** See *motor centers* under *center*. **non-nucleated a.** Syn.: *intercalated a.* The clear spaces sometimes seen between the endothelial cells of blood vessels, supposed to be due to the removal of portions of the surrounding endothelium. They are smaller than the endothelium and always without nuclei. **opaque a.** The outer part of the embryonic a., after it has become thickened by the accumulation of formative elements derived from the yolk. **transparent a.** The thin central part of the embryonic a. of the ovum; so-called from its being clear in comparison with the peripheral part. **vascular a.** The embryonic a. after the primitive blood vessels have formed. **vitelline a.** The outer surface of the vitelline membrane of the ovum, bordering on the opaque a. [Lat., *area*, open place.]

Ar'ca (ar-e'kah). A genus of lofty palmaceous trees. **a.-nut.** Lat., *areca* [Br. Ph., 1867], *semen arecae*. Syn.: *betelnut*, because chewed with the leaf of the betel pepper. Employed mainly in veterinary practice.

a'recane, a'rekane. A colorless, volatile, oily alkaloid obtained from the areca nut; said to increase the flow of saliva, retard the pulse, and act as a purgative.

are'olin. A liquid alkaloid obtained from *Areca catechu*. Taken internally, it causes vomiting and diarrhea.

arena'tion. The therapeutical application of hot sand, either by immersing a portion of the body in hot sand or by applying bags of the same. [Lat., *arena*, sand.]

are'ola. Pl. *areolae*. 1. A zone of hyperemia or pigmentation, e. g., the circular blush surrounding a vaccinal lesion, the pigmented disk surrounding the nipple. 2. A space between adjacent con-

stituents of organs or tissues, especially between the bundles and laminae of areolar tissue. **a. of the breast, a. of the nipple.** A circular area, usually from an inch to an inch and a half in diameter, surrounding the nipple; of a pink color (varying somewhat with the complexion) in healthy women who are not pregnant; provided with from ten to twenty visible sebaceous follicles. During pregnancy, and sometimes in consequence of uterine disease, it becomes darker in color, occasionally almost black, and somewhat raised above the surrounding skin, and the follicles are enlarged and moisten its surface with their secretion. See *secondary areolae*. **primary areolae.** Syn.: *primary marrow cavities, small medullary spaces*. The cell spaces in the calcifying matrix of an ossifying cartilage, which are still occupied by the cartilage cells, either singly or in groups. **secondary a.** The spotted peripheral portion of the a. of the breast, or a spotted appearance around it, sometimes formed during the latter part of pregnancy. **secondary areolae.** The comparatively large spaces in an ossifying cartilage, which result from the absorption of the partitions between the primary areolae, the spaces between the two becoming filled at the same time with embryonic marrow. **true a.** The central portion of the a. of the breast, containing a great number of sebaceous glands. **vaccinal a.** A ring-shaped redness of the skin which forms around a vaccinal pock, usually on the eighth or ninth day, and fades from the center toward the border. [Dim. of Lat., *area*, an open place.]

are'olar. Having or pertaining to areolae or spaces, or pertaining to a tissue or a part containing interspaces. **a. tissue.** See under *tissue*.

are'olate, are'olated. Divided into or containing depressed areas or areolae.

areola'tion. The state of being or the process of becoming areolar or areolate.

areometer (a-re-om'e-ter). Syn.: *hydrometer*. An instrument for measuring the specific gravity of fluids; a hydrometer. [Gr., *araios*, thin, not dense, + *metron*, measure.]

ar'gal. Written also *argol* and *orgol*. The commercial name of crude tartar as taken from the sides of wine casks.

Argas (ar'gas). A tick belonging to the phylum *Arthropoda* and to the family *Ixodidae*. It is from 4 to 8 mm. in length. Several species, such as *A. reflexus* of Europe, *A. persicus* of Persia and South America, and *A. chinche* of Colombia, infest fowls and pigeons, as well as humans. They bite and then suck the blood of their host.

argen'tamin (ar-jen'tam-in). A liquid made by dissolving 10 parts of silver nitrate in 100 of a 10-per-cent. watery solution of ethylenediamin. Used as an injection for gonorrhea.

argenta'tion. 1. The act or process of silvering. 2. The injection of the vessels of an anatomical specimen with mercury. 3. Argyria. [Lat., *argentum*, silver.]

argen'tic. Of or containing silver; produced by silver.

argento-. Combining form of Lat., *argentum*, silver; used as a prefix to denote of or pertaining to silver.

argental (ar'jen-tol). Silver oxyquinolin-sulphonate; used as an antiseptic and in gonorrhoea.

argen'tous. Containing silver in a relatively greater amount than the ordinary silver compounds (argentic compounds).

argentum (ar-jen'tum). Latin for silver.

argenti nitras. Nitrate of silver [U. S. Ph., Br. Ph.]. **argenti nitras fusum**, **argenti nitras fusus.** Fused nitrate of silver; generally prepared in the form of sticks with 4 per cent. of hydrochloric acid [U. S. Ph.]. **argenti nitras induratus.** Toughened caustic, made by fusing together 95 parts of silver nitrate and 5 of potassium nitrate [Br. Ph.]. **argenti nitras mitigatus.** Diluted, or mitigated, silver nitrate; the mitigated stick. A preparation consisting of nitrate of silver and potassium nitrate fused together and cast in molds [U. S. Ph., Br. Ph.]. **argenti oxidum.** Silver oxid (monoxid) [U. S. Ph.]. **a. purificatum**, **a. purissimum**, **a. purum.** Pure metallic silver, adapted for pharmaceutical and medicinal purposes. In classical Latin *a. purum* meant silver without figures or raised work upon it. The metal is used in medicine in the form of silver wire for a suture material, and silver leaf as a surgical dressing. [Allied to Gr., *argos*, white, and this to Sansk., *ardjuna*, white, and *radjata*, silver, both from the root *radj*, to shine.]

arginase (ar'jin-äs). An enzyme present in the liver and other organs which convert arginin into urea and ornithin.

arginin (ar'jin-in). A-amido-d-guanidino-valeric acid, $\text{NH}_2\text{.CNH.NH.CH}_2\text{.CH}_2\text{.CH}_2\text{.CH}_2\text{.CHNH}_2\text{.COOH}$. An amido acid of strong basic properties formed from proteins by hydrolytic cleavage.

ar'gol. Crude potassium bitartrate formed in casks containing wine.

ar'gon. A gas constituting about one per cent. of the atmosphere. [Gr., *argos*, idle (from its lack of chemical activity).]

ar'gonin. A compound of silver nitrate with a combination of sodium and casein, containing 4.28 per cent. of silver. Used as an antiseptic and in gonorrhoea.

Argyll-Robertson pupil. A type of pupillary reaction named by Argyll Robertson which is insensitive to light but freely active to accommodation. Seen in interference with the oculo-pupillary pathways, chiefly in cerebral syphilis, but also present in other conditions, though rarely.

ar'gyr-, ar'gyro-. Combining form of Gr., *argyros*, silver; used as a prefix to denote of or pertaining to silver.

argy'ria, argyri'asis, ar'gyrism, argy-ro'sis. Discoloration of the skin to a gray-blue color due to the prolonged internal use of the salts of silver. [Gr., *argyros*, silver.]

argy'ric. Pertaining to silver and its effects.

ar'gyrol. Silver vitellin, obtained from protein and silver oxid, containing 20 to 25 per cent. silver. It is used in the treatment of cystitis, conjunctivitis, etc.

arheol (ar'e-ol). Santalol, $\text{C}_{15}\text{H}_{26}\text{O}$. A sesquiterpene alcohol, the chief constituent of oil of sandalwood.

aricin (ar'is-in). Syn.: *cinchovatin*. An alkaloid, $\text{C}_{28}\text{H}_{36}\text{N}_2\text{O}_4$, isomeric with cuscoalin, obtained from the bark of an unknown tree growing near Arica, Peru, and from cusco and cuprea bark.

aristogen'ics. See *eugenics*.

ar'istol. Syn.: *annidalin*, *iodothymol*. Dithymolbiniodid. A brownish-red powder; used as an antiseptic dusting powder. [Gr., *aristos*, best.]

Aristolochia (ar-is-to-lo'ki-ah). Birthwort, heartwort. **A. serpentaria.** Virginia snake-root. The rhizome contains volatile oil and a bitter principle (*aristolochin*, *serpentarin*). [Gr., *aristos*, best, + *lochia*, the lochia, because formerly considered useful in parturition.]

aristolochin (ar-is-to-lo'kin). A golden yellow, bitter substance, obtained from the root of *Aristolochia serpentaria* and *Aristolochia clematidis*, believed to constitute the active principle of those plants. Identical substances have been called *serpentaria* and *clematidin*.

arithmoma'nia. A morbid propensity to count, keep statistics, or make calculations. [Gr., *arithmos*, a number, + *mania*, madness.]

arkyochro'ma. A term given by Nissl to those nerve cells whose staining substance to methylene blue arranges itself in rods or in network form. [Gr., *arkus*, net, + *chroma*, color.]

arico-urease (ar'co-u-re-as). A standard preparation of the urealitic enzyme obtained from the soy bean, *Soja hispida*. It decomposes urea in the presence of water, forming ammonia and carbon dioxide. It is used for quantitative estimation of urea in the urine, blood, and other body fluids.

arm. In man and the higher animals, the upper, or anterior, limb, from the shoulder to the wrist; more strictly, that portion of it which is included between the shoulder and the elbow. **a. hole.** The axilla. [B. N. A., *brachium*.] [Ang-Sax., *earm*.]

armamenta'rium, arma'rium. Lit., an arsenal or armory; a collection of instruments or appliances. **a. chirurgicum.** A collection of surgical instruments. [Lat.]

ar'mature. 1. Any defensive equipment of a plant or an animal. 2. The keeper of a magnet; a piece of soft iron placed in contact with the poles of a magnet, to prevent the dissipation of its magnetic force. [Lat., *armatura*.]

armil'la ma'nus membrano'sa. The annular ligament of the wrist.

armil'la ner'vi trigem'ini. The Gasserian ganglion.

Arneth's phagocytic index. The pro-

portionate number of polynuclear leukocytes in a cubic millimeter having three or more nuclei, such neutrophils being supposed to have the greatest phagocytic power. To make an Arneth is laboratory slang for such a count. [Joseph Arneth, German physician, 1873—.]

Arnica (ar'nik-ah). A genus of the *Senecionidae*. **arnicae flores** [U. S. Ph.]. The flower heads of *A. montana*. **arnicae radix** [U. S. Ph.]; **arnicae rhizoma**. See *a. root*. **a. root**. The rhizome of *A. montana*. **emplastrum arnicae** [U. S. Ph.]. A plaster made by mixing 1 part of the extract of *a. root* with 2 parts of resin plaster over a water bath. **extract of a. root**. An extract made by extracting the root of *A. montana* with dilute alcohol, evaporating the liquid to the pilular consistence, and adding 5 per cent. of glycerin [U. S. Ph.]. **extractum arnicae radiceis fluidum** [U. S. Ph.]. Fluid of *a. root*; made by exhausting powdered *a. root* with dilute alcohol, reserving the first 90 parts (by volume) of the percolate, evaporating the rest to the consistence of a soft extract, mixing this with the reserved portion and adding enough dilute alcohol to bring the whole up to 100 parts by volume. **tinctura arnicae flores**. A tincture made by macerating *a. flowers* in dilute alcohol and filtering [U. S. Ph.]. **tinctura arnicae radiceis**. Tincture of *a. root*; made by macerating in dilute alcohol and filtering [U. S. Ph.]. [Origin unknown.]

ar'nicin. A glucosid found in many species of *Arnica*.

Arnold's auricular ganglion. See *otic ganglion*. **A's reaction**. A test for diacetic acid in urine. A mixture of an aqueous solution of para-amido-acetophen, hydrochloric acid and potassium nitrate with the urine. Ammonium hydrate is added. A purple color resulting shows diacetic acid.

aro'ma. The characteristic odor of a substance, especially one of an agreeable character; also the odoriferous constituent of the substance. [Gr., *aroma*.]

aromatic (ar-o-mat'ik). Having a fragrant smell and a warm, slightly pungent taste of spice. A substance or plant emitting a spicy odor; a fragrant drug. [Lat., *aromaticus*, from Gr., *aromatikos*, aromatic.]

ar'rack, ar'rak. Syn.: *toddy, saki, tsin, sam-shu*. 1. A liquor distilled from the yeasty liquid in which boiled rice has fermented for many days, and to which cocoanut juice is sometimes added. There are several varieties, differing in color, taste, alcoholic strength, etc., made from fermented date-juice, rice, cocoanut milk, the sap of the cocoanut tree, or sugar-cane juice. 2. An Oriental name for distilled liquors in general. [Arab., *'araq*, or, *'arqi*, sweat and milk; afterwards applied to a fermented drink made of dates.]

arrectores pilorum (ar-rek-to'rēs pi-lor'-um). Involuntary muscles of the skin

which control the skin tone. Strong contractions cause goose-flesh. They are under sympathetic influence. See *table of muscles*, under *muscle*.

arrhenoto'cia, arrhenot'oky (ar-ren-o-to'se-ah, ar-ren-ot'o-kee). That form of parthogenesis in which, as among bees, the female lays eggs which produce only males. [Gr., *arren*, male, + *tokos*, a bringing forth.]

arrhinia (a-rin'e-ah). Congenital absence of the nose. [Gr., *a*, priv., + *ris*, *rin*os, nose.]

ar'rowroot. A form of starch obtained from the rhizome of the *Maranta arundinacea*, *Maranta nobilis*, and *Maranta indica*. It has the chemical properties of starch, and is distinguished by its bland quality as an article of food. [Said to be so called because it was used by the West Indian aborigines as a cure for the wounds inflicted with poisoned arrows; but, according to more authorities, from the native name, *araruta*, meaning mealy root.]

arsaben'zol. See *salvarsan*.

arsa'ctin. Acetyl atoxyl, an arsenic derivative.

ar'san. A name given to a preparation of arsenic and gliden.

ar'sen-. Combining form of *arsenic*; used as a prefix to denote of or pertaining to arsenic.

ar'senate, arsen'iate. A salt of arsenic acid.

arsenauro (ar-sen-aw'ro). A proprietary preparation of gold bromid and arsenic bromid.

arsendimeth'yl. See *cacodyl*.

arsenhem'ol. A proprietary preparation of hemol and arsenious acid.

ar'senic. An element frequently ranked among the metals, but now usually regarded as non-metallic. Both the amorphous and crystalline forms of *a.* are known. In the crystalline form it has a steel gray color and a specific gravity of 5.73. *A.* usually volatilizes directly, without fusion, giving off a lemon yellow vapor of garlicky odor, but under increased pressure it can be melted and then solidified into a crystalline mass. Its chemical symbol is *As*; its atomic weight is 75. The salts of *a.* are tonic and alterative. They are all poisonous. **a. bromid**. A crystalline substance (*AsBr*₃) used in diabetes. **a. disulphid**. *As*₂*S*₂. Syn.: *realgar, red orpiment*. A ruby red substance used as a pigment. Occasionally given for intermittent fever. **a. triiodid**. *AsI*₃. A red substance; used externally for ulcerating tubercular skin affections, and internally for impetigo, lepra, and affections resembling cancer. **a. trioxid**. *As*₂*O*₃. Commonly called arsenic acid or arsenious acid. A substance obtained by volatilizing *a.* in the presence of oxygen. It is much employed in chorea and other nervous affections, as well as in chronic skin affections and as an adjuvant to quinin in the treatment of malaria, especially the non-febrile manifestations of it. In larger

doses, it is an acrid poison producing inflammation and ulceration of the digestive tract. Locally, it is an escharotic and is sometimes employed, especially by irregular practitioners, in the treatment of cancerous ulcers. **a. trisulphid.** As_2S_3 . A yellow substance, used as a pigment and in medicine as a depilatory. **liquor arsenicalis.** See *liquor potassii arsenitis*, under *potassium* [Br. Ph.]. **liquor arsenici hydrochloricus.** A solution containing 1 per cent. of arsenious anhydrid, acidulated with hydrochloric acid [Br. Ph.]. [Gr., *arsenikon*, *arrenikon*, so called from *arrenikos*, masculine, on account of its strength.]

arsenic. Of, pertaining to or containing arsenic. List of poisons and their antidotes, see in *appendix*, page 938. **a. acid.** See under *acid*. **a. anhydrid.** A white mass, soluble in water, forming arsenic acid.

arsenic'alism, arsenici'asis. Chronic arsenical poisoning.

arsenicophagy (ar'sen-ik-of'aj-e). The practice of eating arsenic. [*Arsenic* + Gr., *phagein*, to eat.]

arsenic'um. 1. Orpiment or native arsenic trisulphid. 2. Common arsenic; arsenic trioxid. 3. Metallic arsenic. **aqua arsenici.** See *liquor potassii arsenitis*, under *potassium*. [For deriv. see *arsenic*.]

arsenic'us. Arsenical, arsenic; with the name of a. base, the arsenate of that base.

arsenio-. Combining form of arsenious; of the nature of or containing arsenic.

arsenious. 1. Containing arsenic. 2. In chemistry, containing arsenic as a trivalent radicle. **a. acid.** See under *acid*. **a. anhydrid.** Arsenic trioxid. **a. bromid, a. chlorid, a. ioddid, a. oxid, a. sulphid.** Arsenic tribromid, arsenic trichlorid, arsenic triiodid, arsenic trioxid, and arsenic trisulphid.

ar'senite. A salt of arsenious acid.

arsen'ium. Arsenic. **arsenichloridum.** Arsenic trichlorid. **arseni iodum.** Arsenic triiodid [U. S. Ph., Br. Ph.]. **liquor arsenii et hydrargyri ioddidi.** Syn.: *liquor arsenici et hydrargyri ioddidi*. Solution of ioddid of arsenic and mercury; Donovan's solution, containing 1 part of arsenic triiodid and 1 part of mercuric ioddid in 100 parts of distilled water [U. S. Ph.] [Br. Ph.].

arsen'iu'eted. Compounded with or containing arsenic. **a. hydrogen.** See *arsin*.

arseniza'tion. Medication with arsenic. **arsenmeth'yl.** Syn.: *methylarsen*, *arsenomonomethyl*. A bivalent or quadrivalent radicle $As(CH_3)''$ or $As(CH_3)''''$. It is not known in the free state. **a. dichlorid.** A colorless, heavy, highly refractive liquid, $As(CH_3)Cl_2$, the vapor of which is a powerful irritant to the mucous membranes.

arseno-. Combining form of arsenic or arsenous acid; used as a prefix.

ar'senof'er'ratin. The trade name for sodium arsenoferric-albuminate. It is ob-

tained by introducing arsenic into the ferri-albuminic acid molecule. It has the pharmacological actions of organic compounds of iron and arsenic.

ar'senof'er'ratose. *Liquor ferratini arsenati*; a 5 per cent. solution of arsenoferratin.

arsenophagia, arsenophagy (ar-sen-oh-fa'je-ah, ar-sen-of'aj-e). The practice of eating arsenic. [Gr., *arsenikon*, yellow orpiment, + *phagein*, to eat.]

ar'sentrifer'rin. An iron arsenoparacuculate, containing arsenic in organic combination, containing about 16 per cent. of iron, 0.1 per cent. of arsenic and 2.5 per cent. of phosphorus.

ar'sin. AsH_3 , a very poisonous gas, having a most disagreeable odor. It is easily decomposed into its elements by heat, of which property advantage is taken in Marsh's test. Also, generically, any substitution compound of this substance in which 1, 2, or 3 atoms of hydrogen are replaced by elements or radicles. The a's in this sense are analogous in structure to the amines and are similarly classed as primary, secondary, and tertiary a's.

arsin'ic. Of, pertaining to, or derived from, an arsin.

arsenvaliza'tion. The employment of electrical currents of rapid interruptions. [*d'Arsonval*, a French physicist, 1851.—.]

arsycodille (ar-sik'o-dil). A certain proprietary cacodyl preparation.

artefact, artifact (ar'te-fakt). An apparent structure produced accidentally by the chemical or the mechanical means employed in preparing a specimen. In histology and pathology an appearance from artificial causes which resembles a normal or a pathologic change. [Lat., *ars*, *artis*, art, + *facere*, to make.]

Artemisia (ar-tem-is'e-ah). Wormwood. A genus of herbs or shrubs of the *Compositae*, tribe *Senecionideae*. [Gr., *artemisia*, from *Artemis*, the goddess *Diana*.]

arteren'ol hydrochlo'rid. Dioxypheylethanolamin hydrochlorid $(OH)_2C_6H_5-CHOH.CH_2.NH_2:HCl$. A proprietary preparation said to possess the same properties as epinephrin.

arte'rial. 1. Pertaining to the arteries or their contents. 2. Pertaining to blood containing a relatively large amount of oxygen and a relatively small amount of carbon dioxid.

arterializa'tion. The transformation of dark red venous into bright red arterial blood during its passage through the lungs, gills, or any respiratory apparatus.

arterialize. To transform dark red venous into bright red arterial blood during its passage through the lungs, gills, or any respiratory apparatus. This transformation consists in the removal of carbon dioxid from the blood and the addition of oxygen.

arteriectasis (ar-te-re-ek'tas-is). Dilatation of an artery. [Gr., *arteria*, artery, + *ektasis*, dilatation.]

arterio-. Combining form of Gr. and Lat.,

arteria, an artery, used in compound words to signify of or pertaining to an artery.

arte'riocap'illary. Pertaining to the arterioles and the capillaries. **a. fibrosis.** See *arteriofibrosis*.

arte'riofibro'sis. Narrowing of the arterial tract by inflammatory fibrosis of the interna.

arte'riogram. Syn.: *sphygmogram*. A graphic delineation of the variations of the pulse; a pulse curve. [Gr., *arteria*, an artery, + *gramma*, a drawing.]

arteriog'raphy. The process of producing graphic representations of the state of the pulse. [Lat., *arteriographia*, from Gr., *arteria*, an artery, + *graphein*, to write.]

arte'riole. A minute artery. [Lat., *arteriola*, dim. of *arteria*.]

arteriolith (ar-te're-o-lith). A calcareous concretion in an artery due to an infiltration of a thrombus. [Gr., *arteria*, artery, + *lithos*, stone.]

arteriol'ogy. The study of that department of anatomy which relates to the arteries. [Gr., *arteria*, + *logos*, understanding.]

arte''riomala'cia. Softening of the coats of an artery. [Gr., *arteria*, artery, + *malakia*, softening.]

arteriopathy (ar-te-re-op'a-the). Any disease of an artery. [Gr., *arteria*, artery, + *pathos*, disease.]

arteriorrhaphy (ar'te-re-or'ra-fe). Suture of the opening by which an artery empties into an aneurism and that by which it leaves it, done through an incision into the sac.

arteriosclerosis (ar-te''re-o-skle-ro'sis). The hardening and thickening of the intima and, to a lessening degree, of the media and adventia of an artery by an increase of connective and elastic tissue, together, frequently, with a deposit of lime salts, following fatty infiltration of the three coats. [Gr., *arteria*, artery, + *sklerynein*, to harden.]

arterios'ity. A condition in which the blood in the systemic veins possesses the characters of arterial blood; the opposite of venosity. [Lat., *arteriositas*.]

arteriostenosis (ar-te''re-o-ste-no'sis). A narrowing of the lumen of an artery. [Gr., *arteria*, artery, + *stenosis*, a narrowing.]

arteriostosis (ar-te-re-os-to'sis). Calcification of an artery or of the arteries. [Gr., *arteria*, artery, + *osteon*, bone.]

arteriot'omy. The operation of opening an artery. [Gr., *arteria*, artery, + *tome*, an incision.]

arte''riove'nous. Pertaining to both an artery and a vein. **a. aneurism.** See under *aneurism*.

arteri'tis. Inflammation of an artery. **a. deformans.** See *endarteritis deformans*. **a. obliterans, a. obliterativa.** See *endarteritis obliterans*. **a. syphilitica.** *Endarteritis deformans* due to syphilis. **a. umbilicalis.** Inflammation and thrombosis of the umbilical arteries in the new-born. **cerebral a.** Inflammation of the cerebral arteries. **obliterat-**

ing a. See *endarteritis obliterans*. [Gr., *arteria*, artery, + *itis*, inflammation.]

artery (ar'ter-e). A vessel conveying blood from the heart to the different organs and tissues of the body. For the individual arteries, see *table of arteries*. [Gr. and Lat., *arteria*, from Gr., *aer*, air, + *terein*, to keep, because the arteries were supposed by the ancients to contain air.]

arthral'gia. Articular pain or neuralgia. Especially, one not obviously due to inflammation. [Gr., *arthron*, a joint, + *algos*, pain.]

arthrec'tomy. The operation of opening a joint and removing diseased structures by a process of scraping, gouging, or cutting; also excision of a joint. [Gr., *arthron*, joint, + *ektome*, excision.]

arthrede'ma. Edema of a joint. [Gr., *arthron*, a joint, + *oidema*, from *oidein*, to swell.]

arthrit'ic. Of or pertaining to diseased joints; gouty; a person subject to gout. [Gr., *arthritikos*, from *arthron*, joint.]

arthritis (ar-thri'tis), pl., *arthritides*. 1.

Inflammation of a joint. **acute a.** Any acute inflammation of a joint. **acute**

rheumatic a. See *acute articular rheumatism*. **acute serous a.** acute synovitis. **a. deformans.** Characterized

by atrophy of the bone and soft parts, wearing away of cartilage, deformity, pain, and stiffening. Generally, many joints are affected. It is a chronic process. See *osteo-arthritis*. **a. fungosa.** See *white swelling*. **a. nodosa.** Gout attended with the formation of lumps of chalky deposit about the joints. Other varieties of a. are: *gonorrhoeal a.*; *infectious a.*; *purulent a.*; *tubercular a.*; *wilious a.*

fungous a. White swelling; a chronic strumous or tuberculous inflammation of a joint. **gonorrhoeal a.** See *gonorrhoeal rheumatism*. **gouty a.** Articular a. due to gout. **intervertebral a.** See *spondylarthritis*. **osteo-a.** A form of a.

where the inflammatory process is followed by a deposition of bone in or about the joint, often causing deformity or limiting motion. **rheumatic a., rheumatoid a.** A form of a., usually chronic,

occurring in persons out of health, where atrophy takes place about the joints and an inflammatory exudate takes the place of the healthy tissues, causing stiffness and distortion. [Gr., *arthron*, joint, + *itis*, inflammation.]

arthritism. The gouty or rheumatic diathesis.

arthro- Combining form of Gr., *arthron*, joint; used as a prefix to denote of or pertaining to a joint.

arthrobacterium (ar-thro-bak-te'ri-um). A bacterium in which endogenous spore formation has not been observed. See *Bacterium*.

arthrocacologia, arthrocaology (ar'thro-kak-ol-o'ge-ah, ar'thro-kak-ol'o-je). That branch of pathology which deals with diseases of the joints. [Gr., *arthron*,

TABLE OF ARTERIES

NAME OF A.	ORIGIN	DISTRIBUTION	BRANCHES
Acromial.....	Acromiothoracic.	Deltoid muscle.	
Acromiothoracic.....	Axillary.	Side of thorax and part of arm.	Acromial, clavicular, pectoral.
Adipose.....	Capsular arteries, small branches of thoracic aorta.	Adipose tissue of heart.	
Afferent.....	Interlobular of kidneys.	Glomeruli.	
Alar thoracic.....	Axillary.	Glands and tissue of the axilla.	
Alveolar.....	Internal maxillary.	Molar and bicuspid teeth.	
Anastomatic, of the arm.....	Brachial.	Elbow.	Anterior and posterior.
Anastomatic, of the sciatic.....	Sciatic.	External rotator muscles of thigh.	Branches of gluteal artery.
Anastomatic, of the thigh.....	Femoral.	Knee.	Superficial and deep.
Angular.....	Facial.	Lacrimal sac.	Infra-orbital.
Aorta. See <i>aorta</i> , in vocabulary.	Ileocolic.	Mesentery of the vermiform appendix.	
Appendicular.....			
Articular, middle, of knee.....	Popliteal.	Crucial ligaments and joint.	
Articular, superior, external of knee.....	Popliteal.	Femur and knee-joint.	
Articular, superior, internal.....	Popliteal.	Knee-joint. Vasti.	
Ascending.....	External circumflex.	Gluteal muscles and hip-joint.	
Auditory, external.....	Internal maxillary.	Tympanum.	
Auditory, internal.....	Basilar.	Internal ear.	
Auricular.....	Occipital.	Auricle.	
Auricular, anterior, inferior.....	Temporal.	Auricle.	
Auricular, deep.....	Internal maxillary.	Tympanum and external auditory meatus.	
Auricular, left.....	Left coronary artery.	Left auricle; pulmonary artery.	
Auricular, posterior.....	Fifth branch of external carotid.	Back of auricle and part of neck.	Parotid, muscular, stylo mastoid, auricular, and mastoid.

TABLE OF ARTERIES—Continued

NAME OF A.	ORIGIN	DISTRIBUTION	BRANCHES
Auricular, right..... Axillary.....	Right coronary artery. Subclavian.	Right auricle, septum, and aorta. Brachial and seven branches.	Superior thoracic, acromiothoracic, long thoracic, alar thoracic, subscapular, ant. and post. circumflex.
Azygos (of knee)..... Azygos..... Azygos.....	Popliteal. External plantar. Internal plantar.	Crucial ligament, knee-joint. Articulations of tarsus. Joints on inner side of foot.	Into branches of external plantar.
Azygos (of elbow)..... Azygos (of shoulder).....	Superior profunda. Suprascapular.	Posterior part of elbow-joint. Shoulder-joint.	Anastomotica magna and interosseous recurrent.
Basilar.....	Right and left vertebral.	Brain.	Transverse, internal auditory, anterior cerebellar, superior cerebellar, posterior cerebral.
Bicipital..... Brachial.....	Anterior circumflex. Axillary.	Long tendon of biceps and shoulder-joint. Arm and forearm.	Superior and inferior profunda, anastomotica magna, nutrient, muscular, radial, and ulnar.
Brachiocephalic..... Bronchial, inferior..... Bronchial, superior.....	See <i>Innominate a.</i> Thoracic aorta. Arch of aorta.	Bronchi and lungs. Bronchi.	
Buccal..... Bulb, artery of.....	Internal maxillary. Internal pudic.	Muscles and integument of the cheek. Erectile tissue of the corpus spongiosum.	
Calcanean, external..... Calcanean, inferior..... Calcanean, internal..... Calcanean, middle.....	Posterior peroneal. External plantar. Posterior tibial and peroneal. Posterior tibial.	Outer side of foot and heel. External plantar muscles. Inner side of heel and sole. Outer and back surface of os calcis.	Anastomosing with external malleolar, external plantar and tarsal arteries.

NAME OF A	ORIGIN	DISTRIBUTION	BRANCHES
Capsular Carotid, common.....	See <i>Suprarenal</i> . Innominate (right); arch of aorta (left).	External and internal carotid.	
Carotid, external.....	Common carotid.	Front and back of neck, face, side of head, meninges, middle ear, thyroid, tongue, tonsils.	Internal maxillary, superior thyroid, lingual, facial, occipital, posterior auricular, super- ficial temporal.
Carotid, internal.....	Common carotid.	Brain, nose, orbit, internal ear, and forehead.	Anterior and middle cerebral, ophthalmic, tympanic, vidian, pituitary, gasserian, meningeal, communicating, anterior cho- roid.
Carpal..... Carpal.....	Radial. Ulnar.	Lower radius and wrist. Carpus.	Anterior carpal rete. Posterior carpal rete.
Cecal, anterior..... Cecal, posterior..... Celiac axis.....	Inferior mesenteric. Posterior mesenteric. Abdominal aorta.	Front part of cecum. Back part of cecum. Esophagus, stomach, duodenum, gall-bladder, liver, pancreas, spleen.	Gastric, hepatic, splenic.
Cerebellar (three)..... Cerebral, anterior and middle..... Cerebral, posterior..... Cervical, ascending..... Cervical, deep.....	Basilar and vertebral. Internal carotid. Basilar. Inferior thyroid. Superior intercostal.	Cerebellum. Cerebrum. Cerebrum, Neck. Neck.	Inferior and superior vermiform and hemi- spherical. Muscular, spinal. Muscular, spinal.
Cervical, superficial..... Cervical, transverse..... Circumflex, anterior..... Circumflex, posterior.....	Transverse cervical. Thyroid axis. Axillary. Axillary.	Muscles of back of neck. Posterior cervical and scapular regions. Pectoralis major, biceps, shoul- der-joint. Deltoid, teres minor, triceps, shoulder-joint.	Bicipital and pectoral. Acromial, articular, muscular, nutrient.
Coronary, left..... Coronary, right.....	Left anterior sinus of Valsalva. Right anterior sinus of Valsalva.	Heart. Heart.	Left auricular, anterior interventricular, left marginal, terminal. Right auricular, preventricular, right mar- ginal, posterior interventricular, transverse.

TABLE OF ARTERIES—Continued

NAME OF A.	ORIGIN	DISTRIBUTION	BRANCHES
Digital	External plantar.	Outer side and to 5th toes.	Tarsal, metatarsal, dorsalis hallucis, communicating.
Digital, palmar	Superficial palmar arch.	Sides of fingers.	Cremasteric, pubic, muscular, and terminal branches.
Dorsalis pedis	Anterior tibial.	Foot.	
Epigastric	External iliac.	Abdominal wall, femoral ring and cremaster.	Inferior palatine, tonsillar, glandular, muscular, submental, mesenteric, buccal, inferior labial, coronary of lips, lateralis nasi, angular.
Facial	External carotid.	Pharynx and face.	
Femoral	External iliac.	Lower part of abdominal wall, genitals, upper thigh.	
Gastric	Celiac axis.	Liver, esophagus, stomach.	Cardiac, esophageal, gastric and hepatic.
Gastrooduodenal	Hepatic.	Gluteal muscles.	Gastro-epiploic, pancreaticoduodenal, pyloric.
Gluteal	Internal iliac.		Deep and superficial gluteal.
Hepatic	Celiac axis.	Duodenum, liver, pancreas, stomach.	Gastrooduodenal, pancreatic, subpyloric, terminal.
Iliac, common	Abdominal aorta.	Peritoneum.	Peritoneal, ureteric, external and internal iliac.
Iliac, external	Common iliac.	Lower limb.	Deep epigastric, circumflex, femoral.
Iliac, internal	Common iliac.	Pelvic and generative organs, inner thigh.	Anterior and posterior trunk.
Iliac, interior (anterior trunk)	Internal iliac.	Pelvic and generative organs and thigh.	Vesical, uterine, vaginal, obturator, sciatic, internal pudic, middle hemorrhoidal.
Iliac, interior (posterior trunk)	Internal iliac.	Muscles of hip and sacrum.	Gluteal, iliofemoral and lateral sacral.
Innominate	Arch of aorta.	Right side of head and right arm.	Right common carotid, right subclavian.
Intercostal, superior	Subclavian.	Neck and upper thorax.	Deep cervical, first intercostal, arterial aberrans.
Interosseous	Ulnar.	Deep muscles of the forearm.	Anterior and posterior interosseous.
Laryngeal, superior	Superior thyroid.	Muscles and mucous membrane of larynx.	
Lingual	External carotid.	Tongue.	Hyoid, dorsalis linguae, sublingual, ranine.
Mammary, internal	Subclavian.	Thorax.	Superior phrenic, mediastinal, pericardiac, sternal, anterior intercostal, perforating, lateral intercostal, superior epigastric.

NAME OF A.	ORIGIN	DISTRIBUTION	BRANCHES
Maxillary, internal.....	External carotid.	Structures indicated in names of branches.	Middle and small meningeal, inferior dental, deep temporal, tympanic, pterygoid, masseteric, buccal, posterior palatine, vidian, pterygopalatine, sphenopalatine, alveolar, infra-orbital.
Mediastinal, anterior.....	Internal mammary.	Superior and anterior mediastinum, thymus gland.	
Meningeal (four).....	Ascending pharyngeal and posterior ethmoid.	Dura mater.	
Mesenteric, inferior.....	Abdominal aorta.	Descending colon, sigmoid flexure, rectum.	Colica sinistra, sigmoid, superior hemorrhoidal.
Mesenteric, superior.....	Abdominal aorta.	Small intestine, colon, cecum, ileum.	Inferior pancreaticoduodenal, colica media, colica dextra, ileocolic, vasa intestinala tenuis.
Musculophrenic.....	Internal mammary.	Diaphragm, 5th and 6th intercostal spaces, muscles of abdomen.	Phrenic, anterior intercostals, muscular.
Nasal.....	Ophthalmic.	Lacrimal sac, integuments of nose.	Lacrimal and transverse nasal.
Obturator.....	Internal iliac.	Pelvis and thigh.	Iliac, vesical, pubic, external and internal pelvic.
Occipital.....	External carotid.	Muscles of neck and scalp, meninges.	Muscular, auricular, meningeal, cranial branches, princeps cervicis.
Ophthalmic.....	Internal carotid.	Eye, adjacent structures, part of face.	Lacrimal, supra-orbital, central of retina, ciliary, muscular, posterior and anterior ethmoid, palpebral, nasal, frontal.
Palmar arch (deep).....	Radial.	Palm and fingers.	Perforating, palmar interosseous, recurrent.
Palmar arch (superficial).....	Ulnar.	Palm and fingers.	Digital, cutaneous, muscular.
Pharyngeal, ascending.....	External carotid.	Pharynx, soft palate, tympanum, meninges.	Meningeal, palatine, pharyngeal, prevertebral, tympanic.
Phrenic, superior.....	Internal mammary.	Diaphragm, pericardium pleura.	
Plantar arch.....	External plantar.	Anterior part of foot and toes.	

TABLE OF ARTERIES—Continued

NAME OF A.	ORIGIN	DISTRIBUTION	BRANCHES
Plantar, external.....	Posterior tibial.	Sole and toes.	Anastomotic, calcaneal, cutaneous, posterior perforating, plantar arch.
Plantar, internal.....	Posterior tibial.	Inner side of foot.	Anastomotic, articular, cutaneous, muscular, superficial digital.
Popliteal.....	Femoral.	Knee and leg.	Cutaneous, superior and inferior muscular, superior external and internal articular, inferior external and inferior articular, azygous articular, anterior and posterior tibial.
Profunda (deep femoral).....	Femoral.	Thigh.	External and internal circumflex, three perforating.
Profunda, inferior.....	Brachial.	Triceps, elbow-joint.	Articular, ascending, cutaneous, muscular, nutrient.
Profunda, superior.....	Brachial.	Humerus, muscles and skin of arm.	Eustachian, pharyngeal, sphenoid.
Pterygopalatine.....	Internal maxillary.	Pharynx, eustachian tubes, sphenoidal cells.	
Pudic, external.....	Common femoral.	Skin and integument above pubes and external genitalia.	
Pudic, internal.....	Internal iliac, anterior trunk.	Generative organs.	Inferior hemorrhoidal, superficial and transverse perineal, muscular, artery of the bulb, of the corpus cavernosum, dorsalis penis.
Pulmonary.....	Right ventricle.	Lungs.	Right and left pulmonary.
Pyloic, superior.....	Hepatic.	Pyloic end of stomach.	
Radial.....	Brachial.	Forearm, wrist, hand.	Radial recurrent, muscular, anterior and posterior carpal, superficial volar, metacarpal, dorsalis pollicis, dorsalis indicis, deep palmar arch.
Renal.....	Abdominal aorta.	Kidney.	Inferior suprarenal, capsular, ureteral.
Scapular, dorsal.....	Subscapular.	Muscles of infraspinous fossa.	Infrascapular.
Scapular, posterior.....	Transverse cervical.	Muscles of scapular region.	Supraspinous and infraspinous, muscular, subscapular.
Sciatic.....	Internal iliac, anterior trunk.	Muscles and viscera of pelvis.	Coccygeal, inferior gluteal, muscular, anastomotic, articular cutaneous, vesical, rectal, etc.
Spermatic.....	Abdominal aorta.	Scrotum and testis.	Cremasteric, epididymal, testicular, ureteral.

NAME OF A.	ORIGIN	DISTRIBUTION	BRANCHES
Sphenopalatine.....	Internal maxillary.	Pharynx, nose and sphenoid cells.	Nasal, pharyngeal, ascending septal, sphenoid.
Spinal, anterior.....	Vertebral.	Spinal cord.	
Spinal, lateral.....	Vertebral.	Vertebrae and spinal canal.	
Spinal, posterior.....	Vertebral.	Spine.	
Splenic.....	Celiac axis.	Pancreas, great curvature of stomach, spleen.	Gastric, left gastro-epiploic, splenic branches, small and large pancreatic.
Subclavian.....	Right—Innominate. } Left—Arch of aorta. }	Neck, thorax, arms, brain, meninges.	Vertebral, internal mammary, superior intercostal, thyroid axis.
Subscapular.....	Axillary.	Subscapularis, teres major, latissimus dorsi, serratus magnus, axillary glands.	Dorsal and infrascapular.
Suprarenal, inferior.....	Renal.	Suprarenal body.	
Suprarenal, middle.....	Aorta.	Suprarenal bodies.	
Suprarenal, superior.....	Phrenic.	Suprarenal bodies.	
Suprascapular.....	Thyroid axis.	Muscles of shoulder.	Inferior sternomastoid, nutrient, suprascapular, acromial, articular, supraspinous, and infraspinous.
Temporal.....	External carotid.	Forehead, parotid gland, masseter muscle, ear.	Anterior auricular, middle, anterior and posterior temporal, transverse facial.
Thoracic, acromial.....	Axillary.	Muscles of shoulder, chest and arm.	Acromial, clavicular, humeral, pectoral.
Thoracic, alar.....	Axillary.	Axillary glands.	
Thoracic, long.....	Axillary.	Pectoral muscles, mammary and axillary glands.	
Thyroid axis.....	Subclavian.	Shoulder, neck, thorax, spine, cord.	Inferior thyroid, suprascapular, transverse cervical.
Thyroid, inferior.....	Thyroid axis.	Esophagus, larynx, muscles of neck.	Ascending cervical, esophageal, inferior laryngeal, muscular, tracheal.
Thyroid, superior.....	External carotid.	Omohyoid, sternohyoid, sternothyroid, thyroid gland.	Hyoid, sternomastoid, superior laryngeal, cricothyroid.
Tibial, anterior.....	Popliteal.	Leg.	Posterior and anterior tibial, recurrent, muscular, internal and external malleolar.

TABLE OF ARTERIES—Continued

NAME OF A.	ORIGIN	DISTRIBUTION	BRANCHES
Tibial, posterior.....	Popliteal.	Leg, heel and foot.	Communicating, cutaneous, calcanean, internal and external plantar, malleolar, medullary, muscular, peroneal.
Ulnar.....	Brachial.	Forearm, wrist and hand.	Anterior and posterior ulnar, recurrent, common interosseous, muscular, nutrient, carpal, palmar arch.
Uterine.....	Branch of internal iliac.	Uterus.	Azygos, cervical, vaginal.
Vertebral.....	Subclavian.	Neck and cerebrum.	Anastomotic, lateral spinal, muscular, posterior cerebellar, posterior meningeal, posterior and anterior spinal.
Vesical, inferior.....	Internal iliac, anterior trunk.	Bladder, prostate, seminal vesicles, vagina.	
Vesical, superior.....	Internal iliac, anterior trunk.	Bladder.	Deferentia, ureteric.
Vidian.....	Internal maxillary.	Roof of pharynx, eustachian tube, tympanum.	Eustachian, pharyngeal, tympanic.

a joint, + *kakos*, evil, + *logos*, understanding.]

arthrocele (ar'thro-sēl). 1. A swelling of a joint, especially in gonorrhoeal rheumatism. 2. Hernia of the synovial membrane through the capsule of a joint. [Gr., *arthron*, joint, + *kele*, tumor.]

arthrochondritis (ar'thro-kon-dri'tis). Inflammation of the cartilage of a joint. [Gr., *arthron*, joint, + *chondritis*.]

arthroclasia. The forcible breaking up of adhesions in a joint. [Gr., *arthron*, joint, + *klasis*, a breaking.]

arthrodiesis. The artificial establishment of ankylosis of a joint, as by partial resection. [Gr., *arthron*, joint, + *desis*, a binding together.]

arthrodia (ar-thro'de-ah). That variety of diarthrosis in which an articular head plays upon a shallow cavity, as in the mandibular articulation; differing from enarthrosis in that both the convexity and the concavity of the opposed surfaces are less marked, so as to admit of some gliding motion. [Gr., *arthrodia*.]

arthrodial, **arthrodic**. Pertaining to a joint of the variety termed arthrodia.

arthrodynia. 1. Pain in a joint. 2. Chronic articular rheumatism. [Gr., *arthron*, a joint, + *odyne*, pain.]

arthrogenous (ar-throj'en-us). Originating in a joint; forming a joint. [Gr., *arthron*, joint, + *gennan*, to produce.]

arthrogryposis (ar-thro-grip-o'sis). Syn.: *pseudotetanus*. The continuous toxic rigidity of the muscles seen in children, and probably due to real tetany. [Gr., *arthron*, a joint, + *grypos*, curved.]

arthrolith (ar'thro-lith). A chalk-stone or gouty deposit in a joint. [Gr., *arthron*, joint, + *lithos*, stone.]

arthrology. The study or science of the joints and their diseases. [Gr., *arthron*, joint, + *logos*, understanding.]

arthropathology. The pathology of diseases of the joints.

arthropathy (ar-throp'ath-e). Any joint disease, as a. of the knee-joint in tabes dorsalis. [Gr., *arthron*, joint, + *pathos*, suffering.]

arthrophyte. 1. A free body within a joint, originating in the synovial membrane. See *floating cartilage*, under *cartilage*. 2. Any outgrowth from the proper structure of a joint projecting into its cavity. [Gr., *arthron*, joint, + *phyton*, growth.]

arthroplasty. The formation of an artificial joint in the case of ankylosis. [Gr., *arthron*, joint, + *plassein*, to form.]

arthropoid. An invertebrate animal having jointed limbs. [Gr., *arthron*, joint, + *pous*, *podos*, foot.]

arthrospore. A spore which is produced by the segmentation of a parent cell, as opposed to one produced by endogenous development within the latter, an endospore. [Gr., *arthron*, a joint, + *sporos*, a seed.]

arthrotomy. Properly, the operation of cutting into a joint; often used in the sense of arthrectomy. [Gr., *arthron*, joint, + *temnein*, to cut.]

arthrox'esis. The abrasion of fungous growths from an articular surface. [Gr., *arthron*, joint, + *xesis*, a scraping.]

artic'ular. Pertaining to an articulation. **a. artery**. See *table of arteries* under *artery*.

articularis (articular'is). See *table of muscles*, under *muscle*.

artic'ulate, **artic'ulated**. 1. Jointed, provided with articulations. 2. Having the separate bones properly joined together (said of a prepared skeleton).

articulation (ar-tik-u-la'shun). 1. A joint whether movable or not; the union of any two segments of an animal body through the intervention of a structure or structures different from both; most commonly limited to the connection existing between contiguous bones or cartilages. 2. The act of putting the bones of a skeleton together properly. 3. Distinct connected speech. **acromioclavicular a.** The a. between the outer edge of the clavicle and the upper edge of the acromion. **carpometacarpal a's.** The a's between the carpal and metacarpal bones. **chondrocostal a's.** The a's between the ribs and the costal cartilages. **chondrosternal a.** See *costosternal a.* **coccygeal a's.** The a's between the coccygeal vertebrae. **coracoclavicular a.** A term applied to the union between the outer end of the clavicle and the coracoid process of the scapula by the coracoid ligament. **costoclavicular a.** An a. formed by a small facet on the inferior surface of the sternal end of the clavicle and the upper border of the first rib. **costosternal a.** The a. between a costal cartilage and a fossa on the margin of the sternum. **costotransverse a's.** The a's between the transverse processes of the vertebrae and the neck and tubercles of the ribs. **costovertebral a.** The a. between the head of a rib and the bodies of two adjacent vertebrae; occasionally the rib is attached to one vertebra only. **coxfemoral a.** The hip joint. **crico-arytenoid a's.** The a's between the convex surfaces on the upper border of the cricoid cartilage and the concave depressions on the bases of the arytenoid cartilages. **cricothyroid a's.** The a's between the lesser cornua of the thyroid cartilage and the sides of the cricoid cartilage. **cubocuneiform a.** The a. between the cuboid and the external cuneiform bones. **cuneiform a's.** The a's between the cuneiform bones. **cup-and-ball a.** See *enarthrosis*. **false a.** A sort of joint formed between the fragments of a broken bone; or with a dislocated bone. **femorotibial a.** The knee-joint. **humercubital a.** The elbow-joint. **humero-radial a.** The a. between the lower end of the os brachii and the upper end of the radius. **humero-ulnar a.** The a. between the lower end of the os brachii and the upper end of the ulna. **incudostapedial a.** The a. between the lenticular process of the incus and the head of the stapes. **inferior radio-ulnar a.** A lateral ginglymoid a. between the sigmoid cavity of the radius and the lower end of the ulna.

inferior tibiofibular a. The a. between the articular surfaces of the lower end of the tibia and that of the fibula. **intermetacarpal a's.** A term applied to the a's of the metacarpal bones with each other. **intermetatarsal a's.** The a's between the proximal and distal ends of the metatarsal bones. **intertarsal a's.** The a's of the tarsal bones with each other. **intervertebral a's.** A term applied to the a's between the bodies and the transverse and spinous processes of the vertebrae. **ischio-pubic a.** A term applied to the union between the ischium and the pubic bone, which in many young and in some adult animals is a true amphiarthrodial joint. **malleo-incudal a.** The a. between the posterior surface of the head of the malleus and the body of the incus. **mandibular a.** The a. formed by the condyle of the lower jaw and the glenoid fossa of the temporal bone. **mediocarpal a.** The a. between the adjacent surfaces of the two rows of carpal bones. **mediotarsal a.** A term applied to the articulation of the os calcis and the astragalus with the scaphoid and cuboid bones. **metatarsophalangeal a's.** The a's between the heads of the metatarsal bones and the corresponding phalanges. **middle radio-ulnar a.** A term applied to the union between the radius and the ulna formed by the interosseous membrane and the oblique ligament. **middle tibiofibular a.** The connection between the tibia and the fibula formed by the interosseous membrane. **radiocarpal a.** The a. formed by the lower end of the radius and the cuneiform, scaphoid, and semilunar bones. **sacro-coccygeal a.** The a. between the sacrum and the coccyx. **sacro-iliac a.** The a. between the sacrum and the ilium. **acrovertebral a.** The a. between the sacrum and the last lumbar vertebra. **scapulohumeral a.** The shoulder-joint. **stapediovestibular a.** The a. between the stapes and the margin of the fenestra ovalis. **sternoclavicular a.** The a. between the sternum and the clavicle. **superior radio-ulnar a.** The a. formed by the head of the radius and the sigmoid fossa of the upper end of the ulnar. **superior tibiofibular a.** The a. formed by the upper end of the fibula and an articular surface on the tibia, just below the outer side of the knee-joint. **synovial a.** An a. which is lubricated by synovial fluid. **thyrohyoid a.** The connection between the thyroid cartilage and the hyoid bone, formed by the thyrohyoid ligaments and membranes. **tibiotarsal a.** The ankle-joint. **trochoid a.** A form of a. in which rotation alone is possible. [Lat., *articulatio*, a joint.]

articulator (ar-tik'u-lā-tor). In dentistry an apparatus for matching the upper and lower dentures.

artic'ulus. 1. A joint. 2. A segment of an animal. **articuli of the lenticular nucleus.** The three (sometimes four) divisions of the lenticular nucleus, applied

against each other like concavo-convex vertebrae, the outer one being known as the *putamen*, and the two (or three) others as the *globus pallidus*. [Lat., dim. of *artus*, joint.]

artific'ial. Made by man (opposed to *natural*); in natural history, an a. system is a system of classification and nomenclature founded upon distinctions selected arbitrarily. [Lat., *ars*, art, + *facere*, to make.]

aryl (ar'il). Any univalent radicle derived from an aromatic hydrocarbon by the extraction of one atom of hydrogen.

aryteno-. Combining form of Gr., *arytaino*, from *arytaina*, funnel, pitcher. Used as a prefix to denote funnel-shaped or of pertaining to the arytenoid cartilages.

arytenoid, arytenoides (ar-it-e'noid, ar-it-en-oid'es). 1. Shaped like the mouth of a pitcher. 2. Pertaining to the a. cartilages. **a. muscle.** See *table of muscles under muscle*. [Gr., *arytaina*, pitcher, + *eidos* form.]

As. 1. Symbol of arsenic. 2. Abbreviation for astigmatism or astigmatic, as *As. H.* hyperopic astigmatism.

asafet'ida. Syn.: *asa fetida*. A gum-resin extracted from the root of *Ferula narthex* and *Ferula scorodosma*, Persian umbelliferous plants [U. S. Ph.]. **emulsum asafetidae** [U. S. Ph.], or **mistura asafetidae**. A mixture, a milk of a.; an emulsion made by rubbing a. with water and straining. **pilulae asafetidae**. Pills containing 3 grs. of a. and 1 gr. of soap [U. S. Ph.]. **tinctura asafetidae** [U. S. Ph., Br. Ph.]. Tincture of a.; made by macerating a. in alcohol and filtering; 100 parts contain about 20 parts [Br. Ph.] of a. [Lat., *asa*, from Pers. *asa*, a gum, + Lat., *foetida*, fetid.]

asaphia (a-sa'fe-ah). Indistinctness of speech, especially from cleft palate. [Gr., *asapheia*, indistinctness, uncertainty.]

as'aprol. The β -naphthol compound (C₁₀H₆.OH.SO₂)₂Ca; used in rheumatism, arthritis, and various infectious diseases. [Gr., *a*, priv., + *sapros*, putrid.]

as'arol. A body allied to the camphors, C₁₀H₁₆O, having the chemical constitution of an alcohol. The acetic and probably the valerianic ethers of this body exist in the rhizome of *Asarum canadense*.

As'arum. Wild ginger; a genus of perennial herbs of the *Aristolochiaceae*. The root of *A. canadense* or Canada snake-root. [Gr., *asaron*, from *aseros*, causing nausea.]

asbes'tos. A name given to several fibrous varieties of double silicate of magnesium and calcium, remarkable for their resistance to the action of heat. A soft, fibrous substance, made up of flexible or elastic filaments sometimes closely resembling those of flax or silk. It surpasses all other substances as a non-conductor of heat. Used as a covering to steam pipes and as a filter material. Later applied to the substance that cannot be burned. [Gr., *asbestos*, unquenchable.]

ascari'asis. Disease due to *Ascaris*.

ascaricide (as-kar'is-id). A remedy capable of destroying ascarides.

ascaridiasis (as-kar-id-i'as-is). The presence of ascarides in the intestinal canal.

Ascaris (as'kar-is), pl., *ascarides*. A nematode worm belonging to the family *Ascaridae*, with three long papillae around the oral cavity. They vary from 15 to 25 cm. in length, and their eggs are 40 to 75 μ long, barrel-shaped, with many warty excrescences in the shell. **A. lumbricoides**. This parasite infests the small intestine, especially of children, and is universal in its distribution, though more prevalent in the tropics. It often wanders into the stomach, the pharynx, and esophagus, and occasionally into the trachea or the eustachian tube. It may perforate the intestine or enter the appendix. The ova pass out with the feces, develop in moist earth, and infection takes place from the entrance of the embryos through the mouth. [Gr., *askaris*.]

ascites (as-si'těz). Dropsy of the peritoneum; a collection of serous fluid in the peritoneal cavity, especially one not due to inflammation of the peritoneum. **mechanical a.**, **passive a.** A. due to disease of the heart, liver, spleen, or kidneys leading to retardation of the blood current in the vena portae. [Gr., *askites*, from *askos*, bag.]

ascitic. Pertaining to or affected with ascites. **a. fluid, examination of.** See in appendix, page 911.

asclepiadin. A yellow, amorphous, bitter glucosid obtained from various species of *Asclepias* and *Cynanchum*. It is emetic, diaphoretic, and purgative, and is poisonous.

Asclepias (as-kle'pe-as). 1. The milk-weed, butterfly-weed, or orange swallow-wort; a genus of perennial herbs. The juice is milky white and somewhat acid. 2. The root of *A. tuberosa*. **A. cornuti**. Syn.: *A. syriaca*. Milk-weed, Virginian swallow-wort, Virginian silk, common silk-weed, wild cotton; a species found throughout the United States. **A. incarnata**. Flesh-colored a., swamp milk-weed; growing in the United States and Canada. Its rhizome has been used as an emetic, cathartic, and expectorant. **A. obovata**. See *A. cornuti*. **A. syriaca**. See *A. cornuti*. **A. tuberosa**. Pleurisy root, wind root, butterfly-weed; indigenous to the United States and Canada. Its root is emetic, purgative, diaphoretic, expectorant, and carminative. **Flesh-colored a.** See *A. incarnata*. [Gr., *Asklepios*, a Thessalian prince famous as a physician.]

Ascocoe'cus. A genus of *Schizomycetes* established by Billroth and adopted by Cohn, consisting of very small round cells arranged in several layers and united into colonies by a thick, glairy intercellular substance, each family containing a great number of individuals. [Gr., *askos*, a pouch or bottle, + *kokkos*, a kernel.]

Ascomyces (as-kom-e-se'těz). One of the three classes of the fungi having spe-

cial sacs or asci containing spores. [Gr., *askos*, a pouch, + *mykes*, a fungus.]

ascospore (as'ko-spór). One of the spores in a sac or ascus. [Gr., *askos*, bag, + *sporos*, a spore.]

asc'us. The spore sac found in the lower orders of plants, such as ferns.

-ase. A suffix from the Gr. *asis*, slime, used to denote an enzyme, being attached to the name of the substance upon which the enzyme exerts its special action.

asel'in. An alkaloid, $C_{25}H_{32}N_4$, said to occur in cod-liver oil. [Lat., *aselus*, the cod.]

ase'mia. A general term suggested by Steintal, indicating an inability to comprehend signs or tokens as well as articulate speech. [Gr., *asemos*, unintelligible.]

asep'sin. See *antiseptin*.

asepsis (a-sep'sis). The absence of putrefaction, septic material or pathogenic bacteria, especially the pyogenic bacteria. [Gr., *a*, priv., *sepsis*, putrefaction.]

asep'tic. Free from putrefaction and its germs. [Gr., *aseptos*, not liable to decay.]

asep'tol. A brown, syrupy, aromatic liquid, $C_6H_6SO_4$, having an odor of carbolic acid and the chemical constitution of sulphocarboic (orthophenolsulphonic) acid, soluble in 10 parts of water; an antiseptic.

asep'tolin. A proprietary solution of phenol containing pilocarpin.

asex'ual. Without sex.

ash. The incombustible residue left after a substance has been burned with free access of air.

asia'lia. Lack of salivary secretion.

Asi'lus. A genus of the *Arthropoda* of the family of *Asilidae* or wolf-flies, which sometimes bite human beings in the tropics.

asitia (a-sish'e-ah). A phobia or compulsive idea relative to the taking of food, often causing mental anorexia, or even starvation, as in certain psychoses. [Gr., *a*, without, *sitos*, food.]

as'kolin. Glycerin supersaturated with sulphurous acid.

aspalaso'ma. A monstrosity characterized by an evagination at the lower part of the body, so that the rectum, the urethra, and the genital apparatus open by three distinct orifices, as in the moles. [Gr., *aspalax*, the mole, + *soma*, the body.]

asparagin. Syn.: *asparamid*, *amidocinamic acid*, *althein*. An alkaloid, $C_8H_8N_2O_3.H_2O$, found in asparagus and various other plants; said to be a circulatory depressant. [Lat., *asparagina*, *asparaginum*.]

Asparagus officinalis. Ordinary garden a. The juice contains asparagin. The plant is diuretic, and imparts a peculiar disagreeable odor to the urine. [Gr., *asparagos*.]

as'parol. A proprietary preparation, said to consist of a fluid extract of *Asparagus officinalis*.

aspergillo'sis. Any diseased condition caused by the presence of an aspergillus. This condition may develop in the bron-

chi, lungs, mucous membranes of the eye, nose, or urethra, the aural canal, or the skin. It may even extend through the various viscera, producing mycotic nodules in the lungs, liver, kidney, and other organs.

Aspergillus (as-per-jil'us). A plant belonging to the sub-kingdom of *Fungi*, the class of *Ascomycetes*, and the family *Aspergillaceae*. It possesses a thick mycelium with a bulbous swelling at the end, containing small conidia. It also has sexual filaments. **A. Bouffardi**. Found in a case of black mycetoma. **A. bronchialis**. Found in the bronchii of a diabetic patient. **A. fumigatus**. This fungus forms a greenish growth on all culture media and produces a pseudotuberculosis or abscess formation in the viscera of birds, cattle, and, very rarely, in human beings. **A. indulans**. The cause of white mycetoma observed in Tunis and of otomycosis. **A. niger**. Found in mycotic affections of the lung. [Lat., *aspergere*, to scatter.]

aspermatism, asper'mia. A deficiency of seminal fluid. It may be absolute or relative, or permanent or temporary. [Gr., *a*, priv., + *sperma*, a seed.]

asper'sion. Irrigation or sprinkling of the body or of a part with water. A form of hydrotherapy. [Lat., *aspersio*, from *aspergere*, to sprinkle.]

asphalt (as'falt). Compact bitumen, mineral pitch, Jew's pitch; a smooth, hard, brittle, black or brownish-black, resinous mineral, of conchoidal texture and bituminous odor, which takes fire easily and burns with a bright but very smoky flame. It consists of carbon, hydrogen, oxygen, and nitrogen in varying proportions, with a variable amount of ash. It was used by the ancient Egyptians for embalming. **a. cement**. See *a. varnish*. **a. oil**. A yellow or dark brown oil obtained by the dry distillation of *a*. It has been used medicinally. **a. varnish**. Brunswick black, a varnish made by dissolving India rubber in mineral naphtha; used for making cells on microscope slides. [Gr., *asphaltos*.]

asphyxia (as-fix'e-ah). A state of suspended animation caused by impeded respiration, as by strangulation, smothering, submersion, or the inhalation of an irrespirable gas. **a. localis cum gangrena symmetrica**. See *symmetrical gangrene*, under *gangrene*. **a. neonatorum**. Suspended animation of the newborn. **a. pallida**. That form or stage of suspended animation in which the surface is cold and pallid, and the reflex contractility of muscles is lost. [Gr., *a*, priv., + *sphyzein*, to pulsate.]

asphyxi'ated. In a state of asphyxia.

aspidin. An active substance, obtained from *Aspidium filix mas* or *Aspidium spinulosum*. It is a toxic when introduced into the blood stream.

aspid'inol. A substance obtained from *Aspidium filix mas*. It has not been determined whether it is one of the active constituents of male fern or not.

Aspid'ium. Syn.: *filix mas* [Br. Ph.]

(2nd def.). 1. The shield fern; a genus of polypodiaceous ferns. 2. In the U. S. Ph., the rhizome of *Dryopteris filix mas* (Linné) Sebolt, or of *Dryopteris marginalis* (Linné) Asa Gray. *Aspidium* [U. S. Ph.] contains a number of principles, upon which the activity is supposed to depend; these are found in the oleoresin of aspidium. They include aspidinin, flavospidic acid, albaspidin, filmarone, and flavospielinin, all of which are derived from phloroglucin and butyric acid. **A. filix femina**. *Asplenium filix femina*. **A. filix mas**. Syn.: *Polypodium* (seu *Nephrodium*) *filix mas*. The male fern common in Europe, and found also in Africa, eastern India, and tropical America, but rare in the United States, where it has been found only in the neighborhood of Lake Superior. The rhizome is used as a remedy for tapeworm. **A. marginale**. The marginal shield fern; a large fern found in the United States and Canada. Its rhizome is the aspidium of the U. S. Ph.; employed for the same purpose as that of *A. filix mas*. **A. schimperianum**. A variety of *A. filix mas*. **oleoresina aspidii**. Syn.: *extractum filices liquidum*. [Br. Ph.]. An oleoresin obtained by exhausting aspidium with acetone and removing the latter by spontaneous evaporation. [U. S. Ph.] [Gr., *aspidion*, dim. of *aspis*, a shield, from the shape of the indusium.]

aspidol. A substance, $C_{26}H_{34}O$, obtained from *Aspidium filix mas*, giving the reactions of cholesterolin.

aspidosa'min. An alkaloid, $(C_{22}H_{28}-N_2O_2)$, found in quebracho bark. It has emetic properties.

Aspidosper'ma. A genus of apocynaceous trees. **A. quebracho**. A large evergreen tree of South America, furnishing quebracho bark. [Gr., *aspis*, a shield, + *sperma*, a seed.]

aspidosper'min. A weak crystalline levogyrous alkaloid, $C_{22}H_{30}N_2O_2$, found in the bark of *Aspidosperma quebracho*. Its physiological action closely resembles that of quebracho bark.

aspira'tion. 1. In chemistry and pharmacy, the process of sucking a gas or a liquid from one receptacle into another, as by means of a siphon. 2. The act of drawing in the breath; inspiration. 3. The sucking action exerted upon the circulatory system during inspiration, so that the movement of the blood in the systemic veins toward the heart is accelerated, while the peripheral, or outward, movement of the blood in the systemic arteries is retarded. 4. Pronunciation with a full emission of the breath, giving a rough h-sound. 5. The removal of fluid from a cavity of the body by means of suction, especially with the aspirator. [Lat., *aspiratio*, n. of action, from *aspirare*, to breathe or blow upon.]

aspirator. 1. In chemistry, an apparatus for sucking a stream of air or liquid through a tube or other vessel; generally a modification of the siphon. 2. An apparatus for removing liquids from a nat-

ural or pathological cavity of the body by suction. [Lat., *aspirare*, to breathe toward.]

as'pirin. Acetylsalicylic acid. The acetic acid ester of salicylic acid, introduced as a substitute for sodium salicylate. Said to exert less unpleasant effects on the stomach than sodium salicylate.

Asple'nion, Asple'nium. A genus of polypodiaceous ferns formerly used in medicine. [Gr., *asplenion*, spleenwort.]

aspo'rous. Having no spores. [Gr., *a*, priv., + *sporos*, a seed.]

as'quirol. A proprietary preparation of mercury dimethylate, containing 56 per cent. of mercury.

assay (as-ā'). To subject a substance, especially a metallic compound, to analysis; to test it with the special purpose of ascertaining the proportion in which a particular constituent is contained in it. [Old Fr.]

assimilabil'ity. The property of being assimilated, that is, of being converted into the living substance of the body.

assimila'tion. The process by which nutritive material, having been prepared by digestion, and having been brought into molecular contact with the organism, is appropriated by the latter and becomes a part of it. **destructive a.** Disassimilation, destructive metamorphosis; the molecular separation of any of the constituents of an organism and its reduction to the excrementitious state. [Lat., *assimilatio*.]

assimilative. Assimilating; having the power to assimilate.

associa'tion. 1. A functional or structural connection (said chiefly of the structure and functions of the brain). **a. anoci.** See *anoci-a*, under separate heading. **a. areas.** Those areas in the cortex of the cerebrum in which the higher mental processes are mediated. Physiologists distinguish between a posterior a. a. in the temporoparietal region and an anterior a. a. in the frontal lobe. **a. fibers.** Nerve fibers in the cerebrum which serve to unite one portion of the cortex with another. **a. of ideas.** That operation of the mind by which an idea or a mental impression evokes the memory of other ideas or mental impressions that at some previous time have coexisted with one similar to the former. **a. method.** Devised by Jung of Zurich to study association of ideas, of value in psychiatry. [Lat., *associatio*, from *ad*, to, + *socius*, a fellow.]

as'sonance. A morbid propensity to employ alliteration. [Lat., *assonare*, to respond to.]

astasia (as-ta'ze-ah). Inability to stand because of muscular incoördination. [Gr., *a*, priv., + *stasis*, stand.]

asta'sia-aba'sia. Inability either to walk or to stand because of muscular incoördination usually of psychogenic origin. [Astasia, + Gr., *a*, priv., + *basis*, stepping.]

asteatosis (as'te-ah-to'sis). A dry condition of the skin due to the deficient secretion of fat. It is associated with anhi-

drosis. See *anhidrosis*. [Gr., *a*, priv., + *stear*, tallow.]

as'ter. One of the two figures in the form of rays that result from the division of the centrosome in the initial stages of mitosis. [Gr., *aster*, star.]

astereognosis (a-ste're-og-no'sis). Inability to recognize objects by sense of touch. [Gr., *a*, priv., + *stereos*, solid, + *gnosis*, recognition.]

aste'riion. The point of junction of the occipital, parietal, and temporal bones at the lower extremity of the lambdoid suture. [Gr., *asterio*, starry.]

aste'ri'nal. Not attached to the sternum. [Gr., *a*, priv., + *sternon*, the chest.]

aste'ri'nia. A developmental defect characterized by absence of the sternum. [Gr., *a*, priv., + *sternon*, sternum.]

as'terol. A mixture of mercury parasulphocarbolate and ammonium tartrate. It is an antiseptic used in place of corrosive sublimate.

asthenia (as-the'ne-ah). Weakness. Debility. [Gr., *a*, priv., + *sthenos*, strength.]

asthen'ic. Of the nature of, depending on, characterized by, or causing, asthenia.

asthenopia (as-then-o'pe-ah). Impaired vision, weak-sightedness. **accommodative a.** A. of accommodation; a. dependent on either an inherent weakness or an overworked condition of the ciliary muscle (muscle of accommodation), due in the latter case to an uncorrected error of refraction, almost always hypermetropia. **muscular a.** A. dependent on inherent weakness of the muscles of the eyes (insufficiency of the internal or external recti), alone or in connection with weakness of the ciliary muscle. [Gr., *asthenes*, weak, + *opsis*, the power of sight.]

asthenop'ic. Characterized by impaired vision.

asthma (ast'mah). A disease syndrome characterized by recurring attacks of excessive dyspnea caused by spasmodic contraction of the diaphragm and by some change in the smaller bronchial tubes.

bronchial a. See *catarrhal a.* **cardiac a.** A term applied to sudden attacks of pain and distress, with dyspnea, occurring in subjects of advanced heart disease.

catarrhal a. A. attended with increased bronchial secretion. **hay-a.** The asthmatic form of hay fever. **infantile a.** Spasm of the glottis or laryngismus stridulus. **marine a.** Beriberi. **renal a.** A. seen in advanced renal disease. **rheumatic a.** A. dependent upon the rheumatic diathesis. **saturnine a.** The dyspnea that sometimes attends lead poisoning. **uremic a.** A. occurring in connection with Bright's disease, often due to chronic pulmonary edema. [Gr., *asthma*, panting.]

asthma'tic. Pertaining to, affected with, or proceeding from asthma or dyspnea; as a n., one who suffers with asthma.

astigmat'ic. 1. Pertaining to, caused by, or affected with astigmatism. 2. Used for defining or correcting degrees of astigmatism (e. g., a lens).

astig'matism. A state of irregular refraction of an eye, usually congenital, in which the rays of light diverging from a single point can not be brought to a focus at a point on the retina; an asymmetrical condition of refraction of the different meridians of the eye. **acquired a.** A. dependent on flattening of the cornea from inflammatory changes, on irregular apposition of the flaps after a cataract extraction, or on dislocation of the crystalline lens. **compound hypermetropic a.** That state of refraction in which an unequal hypermetropia exists in the two principal meridians. **compound myopic a.** That state of refraction in which an unequal myopia exists in the two principal meridians. **corneal a.** A. due to causes residing in the cornea. **hypermetropic a.** See *simple* and *compound hypermetropic a.* **irregular a.** A. in which there is an irregularity in curvature along some one meridian or group of meridians of the refractive surfaces. **lenticular a.** A. due to causes residing in the crystalline lens. **mixed a.** A form of a. in which myopia exists in one principal meridian and hypermetropia in the other. **myopic a.** See *simple* and *compound myopic a.* **regular a.** That error of refraction in which the meridians vary regularly from a maximum curvature in one principal meridian to a minimum curvature in the second principal meridian at right angles to the first. Usually the defect is in the cornea. **simple hypermetropic a.** A. with emmetropia in one of the principal meridians of the eye and hypermetropia in the other. **simple myopic a.** A. with emmetropia in one of the principal meridians of the eye and myopia in the other. [Lat., *astigmaticus*, from Gr., *a*, priv., + *stigma*, a spot.]

astigmom'eter. An instrument for measuring the degree of astigmatism by determining the difference in refraction between the meridians of the cornea. [Gr., *a*, priv., + *stigma*, a spot, + *metron*, a measure.]

as'tomatous. 1. Without a mouth. 2. Without pores or apertures. [Gr., *a*, priv., + *stoma*, mouth.]

asto'mia. The state of having no mouth.

astragalec'tomy. Excision of the astragalus. [Gr., *astragalos*, the astragalus, + *ektome*, excision.]

astragalo-. Comb. form of Gr., *astragalos*, the astragalus bone.

astrag'aloid. Resembling an astragalus. [Gr., *astragalos*, astragalus, + *eidōs*, form.]

astragalus (as-trag'al-us). The ankle bone, the sling bone, the huckle bone, the first bone of the tarsus. An irregularly cubical bone, articulating above with the tibia and fibula, anteriorly with the scaphoid bone and inferiorly with the os calcis. The convex portion, which articulates with the scaphoid bone, is termed the *head*, the constricted portion behind it, the *neck*, and the remainder of the bone, the *body*. [B.

N. A., *talus*.] [Gr., *astragalos*, ankle bone.]

astrin'gent. 1. Causing contraction of the tissues. 2. Arresting hemorrhage; styptic. 3. Arresting secretion. An agent that does these things. [Lat., *as-tringere*, to contract.]

as'trosphere. One of the mitotic figures. See *mitosis*.

asylum (as-i'lum). A place of refuge for those who are sick or afflicted in any way calling for special care and protection. **insane a., lunatic a.** An a. for the care and treatment of the insane. In the United States the public insane asylums are now generally called State Hospitals. [Gr., *asylōs*, safe from violence.]

asymbolia (ah-sim-bo'le-ah). A term proposed by Finkelnburg for the phenomena of aphasia (*q. v.*). [Gr., *a*, priv., + *symbolon*, a sign.]

asymmetrical (as-im-et'rik-al). Lacking in symmetry, not developed alike on both sides; of organs, existing on only one side of the body.

asymmetry (ah-sim'et-re). A deviation from equality of development of the two sides of the body, of an organ, or of the two members of a pair of organs; the existence of an organ on one side of the body without that of a corresponding organ on the other side. [Gr., *a*, priv., + *symmetria*, symmetry.]

asynergy (ah-sin'er-je). A lack of due proportion in the simultaneous action of two or more organs or parts. See *incoördination*. **cerebellar a.** Specific type of incoördination seen in cerebellar disease. **progressive locomotor (or motorial) a.** See *locomotor ataxia* under *ataxia*. **verbal a.** Incoördination of speech, as in aphasia. **vocal a.** Choreic incoördination of the phonatory muscles of the larynx. [Lat., *asynergia*, from Gr., *a*, priv., + *synergia*, concerted action.]

asynesia (ah-sin-e'se-a). Stupidity. [Gr., *asynesia*.]

asyno'dia. Lack of coincidence of the orgasm in both man and woman during sexual intercourse. [Gr., *a*, priv., + *syn*, with, + *odos*, way.]

asystole (ah-sis'to-le). An abnormal action of the heart characterized by defective contraction and emptying of one or both of the ventricles, particularly in cardiac affections in the stage of compensatory disturbance. [Gr., *a*, priv., + *systole*, a contraction.]

asystol'ic. Pertaining to or affected with asystole.

atavism (at'ah-vizm). 1. Resemblance to one's ancestors. 2. The reappearance of one of the primitive types in the descendants of parents of different races. 3. That manifestation of ancestral influence which consists in bodily or mental peculiarities inherited from an ancestor more remote than the father and mother; the reappearance of family traits after they have been in abeyance for one or more generations. **indirect a.** Of Sedgwick, phenomenon of the transmission of peculiari-

ties not presented by, or prevailing in, the family of either parent but possessed by a male by whom the mother had previously been impregnated; the transmission of the peculiarities of a woman's first husband to her children by a succeeding husband. [Lat., *atavismus*, from *atavus*, a great, great, grandfather.]

ataxaphasia (a''tak-sa-fa'ze-ah). Inability to make sentences, though knowing and speaking words. [Gr., *ataxia*, lack of order, + *phasis*, speech.]

ataxia (a-tak'se-ah). Incoördination of muscular action. **abortive a.** The neuralgic form of locomotor a. **alcoholic a.** A form of muscular incoördination observed in drunkards due to peripheral neuritis. **Briquet's a.** Hysterical a. **bulbar a.** Occasioned by a lesion of the pons Varolii or of the medulla oblongata. **cerebellar a.** A. depending on disease of the cerebellum; usually to be distinguished by the patient's staggering from side to side like a drunken man and often falling to one side. **cerebral a.** A. due to a lesion of the cerebrum. **choric a.** The muscular incoördination that accompanies the voluntary movements of patients with chorea. **family a.,**

Friedreich's a., **hereditary a.** Friedreich's disease; a rare and peculiar disease somewhat resembling tabes, but occurring as a familial disease; possibly a congenital syphilitic disease. **hysterical a.** An assemblage of hysterical phenomena resembling those of locomotor a., but usually without the darting pains. **locomotor a.** A syphilitic disease of the nervous system, involving the posterior roots, occurring in middle-age and characterized by trophic, paretic and sensory disturbances as well as muscular incoördination. See *tabes*. **paralytic a. of the heart.** A condition observed in bulbar affections, without organic disease of the heart; characterized by palpitation, dyspnea, weakness of the cardiac sounds, edema, and dropsy. **spinal a.** A. due to disease of the spinal cord. **static a.** A term for the unsteadiness of locomotor a. observed when the patient attempts to stand erect with eyes closed and feet side by side; also for the uncertain movements of upper limbs in later stages of the disease. [Gr., *ataxia*, want of order.]

ataxiamesic (a-tax''e-am-ne'sic). Pertaining to a combination of muscular incoördination with loss of memory. **ataxic, atactic.** A person showing muscular incoördination either from sensory or motor defect. Seen in neuritis, tabes, multiple sclerosis, cerebellar disease, brain tumor, etc. **atelectasis** (at-el-ek'tas-is). Collapse of the lung bronchioles preventing the entrance of air into the vesicles. **acquired a.** A. developing after birth from obstruction of the bronchi from tuberculous growths, cicatricial bands or tenaceous secretions, with absorption of the air behind the obstruction. **a. pulmonum.** Imperfect expansion of the lungs with consequent persistence of their fetal condition after

birth. **fetal a.** A. from failure of the lung to become inflated at birth. [Gr., *ateles*, imperfect, + *ektasis*, expansion.]

ateiosis (ah-tel-i-o'sis). Defective development; infantilism. [Gr., *a*, priv., + *teleios*, complete.]

atelo- Combining form of Gr., *ateles*, imperfect; used as a prefix in physiological terms to signify imperfection. As **atelocardia**, incomplete development of the heart; **atelomyelia**, incomplete development of the spinal cord.

athelia (ah-the'le-ah). Absence of the nipple or nipples. [Gr., *a*, priv., + *thelē*, nipple.]

athermal (ah-ther'mal). Cool; said of springs of which the water is of the temperature between 0° and 15° C. (= 32° and 59° F.). [Gr., *a*, priv., + *therme*, heat.]

athermancy (ah-ther'man-se). Inability to transmit radiant heat. [Gr., *a*, priv., + *therme*, heat.]

athermic (ah-ther'mic). Unaccompanied by fever; apyretic. [Gr., *a*, priv., + *therme*, heat.]

atheroma (ath-er-o'mah). 1. Properly, a wen (a sebaceous cyst); so called from the porridgelike character of the contents. 2. A degeneration of the intima and media of the aorta or of other arteries, of a yellowish color and of a pulsatious consistence produced by fatty and calcareous degeneration in the later stages of arteriosclerosis. **a. cutis.** See 1st def. **blepharo a.** An atheromatous cystic tumor of the lid with semifluid gruellike contents. **capillary a.** The formation in the walls of the capillaries of fatty granules like those of the early stage of arterial a. [Gr., *athērē*, porridge, + *oma*, tumor.]

Atherosper'ma. A genus of trees. **A. moschatum.** The Tasmanian or Australian sassafras; a large tree growing in New Holland. The bark (sassafras bark) yields a volatile oil which is said to act as a diuretic; it also contains an alkaloid called atherospermin. [Gr., *athērē*, a beard, + *sperma*, a seed.]

ath'etoid. Resembling athetosis. [Gr., *athetos*, without fixed position, + *eidōs*, resemblance.]

athetosis (ath-et-o'sis). Involuntary muscular spasm, somewhat rhythmical in character, and often persisting during sleep, causing incessant movement of the fingers and toes due to cerebral disease. [Gr., *athetos*, without fixed position.]

athymia (ah-thim'e-ah). 1. Mental dejection. 2. Absence of the thymus gland. [Gr., *a*, priv., + *thymos*, animation.]

athyreo'ses. Disorders due to defect of, or absence of thyroid substance activities; cretinism and myxedema being types.

athyroidism (a-thi'roid-ism). Absence of the thyroid gland. [Gr., *a*, priv., + *thyroid*.]

atlan'tal,atlan'tan. Pertaining to, connected with, or directed toward, the atlas; hence, superior (in this sense, said of the upper limbs).

atlan'to-, alto- A prefix used to signify pertaining to the atlas.

at'las. The first cervical vertebra, consisting of an anterior and a posterior arch and two lateral masses. The body, instead of being consolidated with it, constitutes the odontoid process [B. N. A., dens] of the second vertebra upon which it turns in rotation of the head. The a. articulates above with the condyles of the occipital bone, allowing the nodding movements of the head. [B. N. A., same.] [Gr., *Atlas*, the name of the god, supposed to bear up the pillars of heaven, hence any prop or support.]

atlodidymus, atlodimus (at-lo-did'im-us, at-lod'im-us). A monster having two separate but contiguous heads on a single neck. [Gr., *atlas*, the atlas, + *didymos*, double.]

atmiatrics (at-me-at'riks). 1. Pneumotherapy. Medical treatment by means of vapors or gases. 2. The treatment of pulmonary diseases with inhalations of medicated vapors. [Gr., *atmis*, *atmidos*, vapor, + *iatrikos*, medical.]

atmocausis (at-mo-kaw'sis). Cauterization with steam. [Gr., *atmos*, vapor, + *kausis*, cauterization.]

atmograph. An instrument for registering the movement of the chest in respiration. [Gr., *atmos*, vapor, + *graphein*, to write.]

atmolysis (at-mol'is-is). The process of the separation of mixed gases, in which they are passed through a porous plate, when those which diffuse most easily will pass through first. [Gr., *atmos*, vapor, + *lysis*, loosening.]

atmo'meter. An instrument for measuring the amount of aqueous vapor in the air by determining the rate of evaporation from a moist surface. [Gr., *atmos*, vapor, + *metron*, a measure.]

at'mosphere. 1. As usually employed, the gaseous envelope (air) surrounding the earth. 2. In chemistry, any special gaseous medium surrounding a solid or liquid body. 3. The normal pressure that the air exerts at sea level, equivalent to the pressure of a column of mercury 760 mm. high, i. e., about 15 lbs. to the square inch. [Gr., *atmos*, vapor, + *sphaira*, a sphere.]

ato'cia. Sterility. [Gr., *a*, priv., + *tokos*, birth.]

at'om. In recent chemistry, the smallest conceivable portion of an elementary body which can preserve the chemical properties of the body and go into and out of combination. **physical a.** The supposed ultimate particle of matter. **symmetrical carbon a's.** Of a trisubstituted benzene compound, having all three of the replacing radicles attached to alternate atoms of carbon. [Gr., *atomos*, uncut, indivisible.]

atom'ic. Pertaining to atoms. **a. heat.** The product of the a. weight and the specific heat of an element. **a. theory.** See under *theory*. **a. volume.** The volume which a gram atom of an element takes up in the gaseous form. **a. weight.** The relative weight of an atom of an element with oxygen, 16, as a unit.

atom'icity. Syn.: *combining capacity* (or *power*), *quantivalence*, *valence*, *valency*. The combining power of an element as compared with that of hydrogen; a number representing the greatest number of atoms of hydrogen which it will replace in a compound, or with which it is capable of combining, or twice the number of oxygen atoms with which one of its atoms can combine. The degrees of a. are expressed by the terms *univalence*, or the a. of a *monad* element, which replaces one atom of hydrogen; *bivalence*, or the a. of a *diad* element, replacing two atoms of hydrogen; *trivalence*, or the a. of a *triad* element; *quadrivalence*, or the a. of a *tetrad* element; *quinquivalence*, or the a. of a *pentad* element; *sexivalence*, or the a. of a *hexad* element; etc.

atomiza'tion. The act or process of reducing a body to a state of very fine subdivision, especially that of converting a liquid into the form of spray.

at'omizer. Syn.: *spray producer* (or *ap-paratus*), *nebulizer*. An apparatus for throwing a jet of liquid in the form of a very fine spray.

at'om'ic. Pertaining to, caused by, causing, or affected with atony. [Gr., *atonia*.]

at'ony. Weakness, relaxation, lack of tone or of normal contractile power (said of muscles and of hollow muscular organs). [Gr., *atonia*, from *a*, priv., + *tonos*, exertion of strength.]

atophan (ah-tof'an). Phenylquinolincarboxylic acid; C₉H₉N. A slightly bitter, insoluble crystalline substance, having the property of stimulating the kidneys to an increased secretion of urine and an increased output of uric acid, even on a purin-free diet; hence used in gout.

atop'ic. Out of place, strange, paradoxical; said of symptoms. [Gr., *atopos*.]

atox'ic. Not poisonous or caused by a poison. [Gr., *a*, priv., + *toxikon*, an arrow-poison.]

atox'yl. The anilid of metarsenic acid. The sodium salt is a white powder; used in skin diseases and hypodermically in trypanosomiasis.

atremia (ah-tre'me-ah). Absence of tremor. [Gr., *a*, priv., + *tremein*, to tremble.]

atrep'sy (at'rep-se). Ehrlich's term for immunity to tumor cells due to the absence of the special food required for tumor growth. [Gr., *a*, priv., + *threpsis*, nutrition.]

atresia (ah-tre'se-ah). The absence or occlusion of one of the natural openings or the channels of the body. [Gr., *a*, priv., + *tresis*, a perforation.]

atreto-. A prefix from the Gr., *atretos*, imperforate, denoting imperforation.

Atricha (a'trik-ah). 1. The group of bacteria which includes forms without flagella. 2. Absence of hair. [Gr., *a*, priv., + *thrix*, hair.]

atrium (a'tre-um). 1. A dilatation, pouch, sinus, or ampulla. 2. An auricle of the heart, especially the main portion as distinguished from the auricular appendix. 3. The lower or main portion of the

cavity of the tympanum, as distinguished from the attic. **a. antierius, a. cordis dextrum.** The right auricle of the heart. **a. cordis sinistrum, a. posterius.** The left auricle of the heart. **a. meatus medii.** A depression on the outer wall of the nasal fossa, anterior to the middle meatus of the nose, into which it leads from the vestibules. **a. vaginae.** The vestibule of the vulva. [Lat., *atrium*, court, hall.]

Atropa. A genus of herbs of the *Solanaceae*. **A. belladonna.** The belladonna, deadly nightshade, common dwale; a perennial European herb. The root and leaves are official as belladonna. [Gr., *Atropos*, one of the Parcae.]

atroph'ic. Pertaining to, affected with, due to, characterized by, or causing atrophy.

atrophied. Affected with or in a state of atrophy.

atrophoderma (at-ro-fo-der'mah). Atrophy of the skin in which there may be either simply diminution in the number or size of its component elements or a degenerative alteration in those elements. Varieties are: **a. albidum, a. maculatum, a. neuriticum, a. pigmentosa, a. senile, a. striatum.** Gr., *atrophos*, ill-fed, + *derma*, skin.]

atrophy. Diminution in the size of an organ or tissue, with lessening in the size and function of the specific functioning cells. In cytopathology, a decrease in the size of a cell as distinguished from hypoplasia, a decrease in the number of cells as compared to the normal body. **acute yellow atrophy of the liver.** Extensive necrosis of the liver cells and consequent decrease in size of the liver accompanied with jaundice and marked cerebral and constitutional symptoms. **brown a.** A form of a. of the heart muscle characterized by an accumulation of brown pigment granules around the nucleus. **Cruvelhier's a.** See *progressive muscular a.* **degenerative a.** A decrease in the size of the cells of a tissue or organ, usually accompanied by an increase in the connective tissue. **disease a.** Atrophy due to disease of a part. **facial a.** See *progressive facial a.* **gray a. of the optic papilla.** A degenerative change in the optic disk in which the disk presents a distinctly grayish hue. **hemi-a.** A. limited to one lateral half of the body. See *progressive facial a.* **hereditary muscular a.** A form of pseudohypertrophic spinal paralysis (*q. v.*) described by Erb. **individual a.** Charcot's term for a. of single muscles in different parts, the adjacent muscles remaining intact; said to be pathognomonic of progressive muscular a. **infantile a.** See *tabes mesenterica.* **juvenile muscular a.** See *pseudohypertrophic spinal paralysis.* **myopathic muscular a.** Muscular a. due to disease of the muscles themselves, and not to a spinal lesion. **neuritic a.** A. of a part due to neuritis. **neurotic a.** A. of a part from disorder of its trophic nerves or from lack of use, e. g., the "glossy

skin" produced by injury of a nerve trunk. **passive a.** A general term for various forms of a., especially such as are due to pressure, want of nourishment, digestive and various other visceral diseases, exhausting evacuations, and certain forms of concussion. **pressure a.** A decrease in the size of a cell produced by undue pressure, as in chronic passive congestion of the liver. **progressive facial a.** An uncommon disease characterized by progressive wasting of one side of the face, generally the left side, most commonly occurring in middle-aged persons, especially women. **progressive muscular a.** A chronic disease characterized by progressive paralysis and wasting of the muscles, usually beginning with those of the extremities and finally producing death by implicating those of respiration. **progressive nervous a.** Jaccoud's term for a. of the spinal nerve roots caused by minute plates of fibrous material deposited on the spinal arachnoid. Other varieties of a. are: **arthritic a.; compression a.; consecutive a.; correlated a.; crossed a.; dental a.; general a.; interstitial a.; linear a.; neuropathic a.; physiological a.; pigmented a.; qualitative a.; quantitative a.; red a.; rheumatic a.; rigid a.; senile a.; serous a.; simple a.; trophoneurotic a.; unilateral a.; white a.** [Gr., *atrophia*, from *a*, priv., + *trophain*, to nourish.]

atro'pia. See *atropin*.

atrop'ic. Of or pertaining to the genus *Atropa* or to *atropin*.

atrop'idin. The so-called light atropin (hyoscyamin).

at'ropin. Lat., *atropina* [U. S. Ph., Br. Ph.]. An alkaloid, $C_{17}H_{23}NO_3$, obtained from *Atropa belladonna* and other solanaceous plants. There are many salts of atropin, the sulphate being the one most commonly used. [For deriv. see *Atropa*.]

atropina (at-ro-pe'nah). See *atropin*.

lamellae atropinae. Disks of atropin; $\frac{1}{500}$ grain gelatin disks, containing each $\frac{1}{5000}$ of a grain of atropin sulphate.

liquor atropinae sulphatis. An aqueous solution containing 1 per cent. of atropin sulphate [Br. Ph.].

unguentum atropinae. An ointment containing about 2 per cent. of atropin [Br. Ph.].

at'ropism, atro'pinism. Poisoning with atropin or belladonna.

atrosin (at'ros-sin). A name applied to the optically inactive form of hyoscin.

attack'. The onset of a disease; an individual illness; a paroxysm or outbreak of a constitutional or recurrent disease. [Fr., *attaquer*.]

at'tar of rose. The essential oil of roses. [Attar is from an Arab word, meaning perfume.]

atten'uant. 1. Having the effect of thinning the blood or the other fluids. 2. Diminishing the effects of an agent. 3. As a n., an agent producing either of those effects. [Lat., *attenuans*, pres. ppl. of *attenuare*, to make thin.]

atten'uated. 1. Reduced in potency; said

particularly of bacteria and viruses. 2. Lean, spare.

attenuation. 1. The state of being lean, or the process of losing flesh. 2. In bacteriology, the process of weakening the virulence of pathogenic bacteria by various artificial methods, such as cultivation at an increased temperature, prolonged cultivation, drying, and by the addition of various chemicals. [Lat., *attenuare*, to make thin.]

at'tic. Syn.: *epitympanum*. A pyramidal recess above the tympanum and the inner extremity of the external auditory meatus. It communicates with the mastoid antrum by the petromastoid canal. It is partially occupied by the malleus and the incus. [Gr., *attikos*.]

attico'tomy. Opening of the labyrinthine attic.

at'titude. The form of a body (as of the person or an organ) as determined by the state of its movable parts. [Lat., *attitudo*, posture.]

attolens aurem (at-ol'enz). See *table of muscles*, under *muscle*.

attrac'tion. The act or force by which bodies are drawn toward each other. **a. of gravitation.** See *gravitation*. **capillary a.** The a. exerted upon the particles of a liquid by those of a solid body with which it is in contact, causing an elevation of the surface of the liquid at the line of contact; so called because it is best observed in capillary tubes, where the elevation becomes considerable. [Lat., *attractio*, from *attrahere*, to draw toward.]

attri'tion. The friction of bodies upon each other, also the effects, as chafing and abrasion, of such friction. [Lat., *attritio*, from *atterere*, to rub against.]

atypical (ah-tip'ik-al). Erratic, irregular, not conforming to any definite type. [Gr., *a*, priv., + *typos*, a type.]

Au. The chemical symbol of the element gold. [Lat., *aurum*.]

audiometer (aw-de-om'et-er). An instrument for measuring the sensibility of the ear for sounds of small intensity. [Lat., *audire*, to hear, + Gr., *metron*, a measure.]

audiphone (aw'di-fone). Improperly formed from both Lat. and Gr. words. An instrument which, when pressed against the teeth, enables some deaf persons to hear by the bone conduction of sound. [Lat., *audire*, to hear, + Gr., *phone*, sound.]

audition (aw-dish'un). The act, sense, or function of hearing. **colored a.** See *color hearing*. **mental a.** The remembrance of a sound, or the formation of an idea or a mental image founded on past auditory impressions. **verbal mental a.** The same as mental a., the sounds remembered being those of words. [Lat., *auditus*, *auditio*, from *audire*, to hear.]

auditory (aw'dit-o-re). Syn.: *acoustic*, *auricular*. Relating to the sense of hearing or to the ear. See *table of nerves* under *nerve*.

Auerbach's ganglia. Minute nerve gan-

glia in A's plexus of the sympathetic system. **A's plexus.** A gangliated nervous plexus between the circular and longitudinal muscular coats of the intestine. [Leopold Auerbach, German anatomist, 1828-1897.]

augnathus (awg-nā'thus). A monster having a supplementary lower jaw (the rudiment of a second head). See *diprosopus*. [Gr., *au*, cumulative, + *gnathos*, the jaw.]

aula (aw'lah). The anterior portion of the third cerebral ventricle. [Gr., *aule*, hall, court yard.]

aura (aw'rah). 1. A gentle current of air, a subtle vapor, an emanation. 2. A vague subjective sensation in any part of the body, often like that caused by a gentle current of air, which precedes an epileptic paroxysm. It may consist of a sensation of cold or pain felt in the extremities and creeping upward. [Lat., *breeze*, air.]

aural (aw'ral). 1. Pertaining to an aura. 2. Pertaining to the ear or to the sense of hearing. [Lat., *auralis*, from *aura*, air, or *auris*, the ear.]

auramin. Yellow pyocyanin.

auran'tia (aw-ran'te-ah). A crystalline yellowish red powder, $N[CaH_2(NO_2)_2]_2NH_4$, being the ammonium salt of hexanitrodiphenylamin.

Aurantium (aw-ran'te-um). 1. The orange; also the specific name of the orange tree. 2. A genus of plants, in part the *Citrus* of Linnaeus. **A. amarum.** The bitter orange. **A. dulce.** The sweet orange. **aurantii amari cortex.** Bitter orange peel. The fluid extract is official in the U. S. Ph. **aurantii dulcis cortex.** Sweet orange peel [U. S. Ph.]. **aurantii flores.** Orange flowers [U. S. Ph., 1880]. **aqua aurantii floris.** Stronger orange flower water; a water distilled from orange flowers [Br. Ph.]. **aqua aurantii florum.** A mixture of equal volumes of stronger orange flower water and distilled water [U. S. Ph.]. **aqua aurantii florum fortior** [U. S. Ph.]; **infusum aurantii compositum.** Compound infusion of orange peel [Br. Ph.]. **oleum aurantii corticis.** The volatile oil obtained from the peel of *Citrus Aurantium* [U. S. Ph., Br. Ph.]. **spiritus aurantii compositus.** Compound spirit of orange, consisting of the volatile oil of orange, lemon, coriander, and anise, dissolved in alcohol; used for flavoring [U. S. Ph.]. **succus aurantiorum.** The clarified juice of ripe oranges; official in several pharmacopeias. **syrupus aurantii.** Syrup of orange peel. **tinctura aurantii** [Br. Ph.], **tinctura aurantii amari.** Tincture of bitter orange peel [U. S. Ph.]. **tinctura aurantii dulcis.** Tincture of sweet orange peel [U. S. Ph.]. [Lat.]

au'ric. 1. Of, or pertaining to gold; caused by gold. 2. Containing gold as a trivalent radicle. **a. acid.** See under *acid*. **a. chlorid.** See *chloraurid*. **a. oxid.** Au_2O_3 .

auricle (aw'rik-l). 1. The external ear,

the pinna. 2. One of the upper chambers of the heart. **left a. of the heart.** The left upper chamber of the heart. It receives the arterial blood from the pulmonary veins and discharges it into the left ventricle. **right a. of the heart.** The right upper chamber of the heart. It receives venous blood from the venae cavae and discharges it into the right ventricle. [Lat., *auricula*, dim. of *auris*, ear.]

auric'ular. 1. Relating to the external ear. 2. Relating to an auricle of the heart. See *table of arteries, muscles, and of nerves, under artery, muscle, and nerve.* [Lat., *auricularis*.]

auric'ulate. Provided with ears or ear-shaped appendages. Used as descriptive of the shape of colonies in bacteriology.

auric'ulo-. Combining form of Lat., *auriculus*, used in compound words to signify of, or pertaining to, the ear.

aur'in. Quinolin sulphocyanid, said to be antiseptic and astringent.

auris (aw'ris). The ear. **a. externa.** See *external ear, under ear.* **a. interna, a. intima.** See *internal ear, under ear.* **a. media.** See *tympanum.* [Lat., *auris*, ear.]

auriscope. See *otoscope.* [Lat., *auris*, ear, + Gr., *skopein*, explore.]

aur'ist. One who treats diseases of the ear or whose practice is confined to such diseases.

Aurococcus. A genus of parasitic cocci occurring in groups, packets, or short chains, and including the group *Staphylococcus aureus*, as well as several other types. They stain by Gram's method, produce an orange color on agar, usually liquefy gelatin, and vary greatly in virulence [Winslow]. **A. auranticus.** A species of *A.* not liquefying gelatin. **A. aureus.** A species liquefying gelatin. **A. mollis.** A species usually liquefying gelatin, and frequently non-pathogenic.

aurosul'phid. A compound of sulphur with gold (acting as a univalent radicle) and another radicle or element.

aur'ous. 1. Belonging to or containing gold or of a golden color. 2. In chemistry containing gold as a univalent radicle, Au. **a. chlorid.** AuCl; used in photography. **a. cyanid.** AuCN; gold monocyanid.

aurum. Gold. Chemical symbol, Au. There are many different salts of gold and numerous pharmaceutical preparations of them, the chlorid of gold and sodium being one of the few which has attained any degree of popularity in modern therapeutics. [Latin for gold.]

auscult', aus'cultate. To examine by auscultation; to practice auscultation.

auscultation (aws-kul-tā'shun). The art, process, or method of listening to the sounds produced within the body, for the purpose of ascertaining the condition of the organs or parts so examined as to health or disease. **a., how to determine systolic and diastolic pressure by;** see in *appendix, page 0000.* **immediate a.** A. by the direct application of

the ear, without the aid of a stethoscope or any other instrument. **mediate a.** A. with the aid of a stethoscope. **obstetric a.** A. in pregnancy in regard to the fetal heart. [Lat., *auscultare*, to listen to.]

auscultatory. Pertaining to or ascertained by auscultation. **a. percussion.** See under *percussion.*

autecic, autecious (aw-te'sik, aw-te'shus). Going through all the stages of development on the same host (said of parasites). [Gr., *autos*, the same, + *oikia*, a dwelling.]

auto-. Combining form of Gr., *auto*, from *autos*, self, one's own; used as a prefix to denote having to do with self.

auto-antitox'in. Antitoxin developing in the tissues which protect the body from disease. [Gr., *autos*, self, + *antitoxin*.]

auto-au'dible. Audible to the patient himself (said of cardiac murmurs). [Gr., *autos*, of oneself, + Lat., *audire*, to hear.]

autoblast (aw'to-blast). An independent cell. [Gr., *autos*, self, + *blastos*, germ, cell.]

autochthonic, autochthonous (aw-tok-thon'ik, aw-tok'thon-us). Native, indigenous, aboriginal; in pathology, formed at the situation where it is found, and not carried there after its formation; said of a thrombus. In psychiatry, an idea or word suddenly projected from the unconscious. [Gr., *autochthon*, native.]

autocine'sis. See *autokinesis.*

autocinet'ic. See *autokinetic.*

autoclave (aw'to-klāv). An apparatus for sterilizing or killing extraneous bacteria in culture media by means of steam under pressure. A steam gauge indicates the pressure and only one sterilization is necessary as the method destroys spores as well as bacteria. [Gr., *autos*, of itself, + Lat., *clavis*, a key.]

au'tocoid substances. Term proposed for the active substances in internal secretions which act as chemical stimuli to excite or inhibit the activity of other tissues. [Gr., *autos*, self, + *akos*, a remedy.]

autocytotoxin (aw'to-si-to-toks'in). A cytotoxin formed in the body by the absorption of the products of degenerated cells. [Gr., *autos*, self, + *cytotoxin*.]

au'todigest'ion. The name applied to the self-digestion of tissues in consequence of the activity of the intrinsic proteolytic enzymes.

auto-e'rotism. A broad term signifying all those forms of erotic phantasy which find conscious or unconscious satisfaction within the patient's own body. They become pathological only when sought after as ends in themselves and as refuges from purposeful activity.

autogen'esis. 1. The formation of a structure or an entire organism independently of any preëxisting structure or organism of the same kind; spontaneous generation. 2. Development independent of intrinsic objects. [Gr., *autos*, itself, + *genesis*, generation.]

autogenetic (aw-to-jen-et'ik). Self pro-

- ducing; self-produced. [Gr., *autos*, self, + *genesis*, production.]
- autogenous** (aw-toj'en-us). 1. Autogenetic. 2. Pertaining to diseases produced within the body and not from external sources, as *a. vaccines*, vaccines made from the organism which has been isolated from the patient.
- autogram**. The mark left on the skin by pressure from a blunt instrument or constricting band. [Gr., *autos*, self, + *gramma*, letter.]
- autograph'ic**. Self-registering. [Gr., *autographos*, from *autos*, self, + *graphein*, to write.]
- au''to-immuniza'tion**. Immunization produced by natural means within the body.
- au''to-infec'tion**. Infection of the organism with a poison or a parasite present within itself.
- au''to-inoc'utable**. Susceptible of auto-inoculation.
- au''to-inocula'tion**. Transmission of infection from one part to another of the same individual, as in the case of a chancre or even a chancre.
- au''to-intoxica'tion**. Poisoning of an organism with matter produced within itself.
- auto-isolysin** (aw-to-i-sol'is-in). A serum which will dissolve the red blood corpuscles of the same individual from whom the serum is taken. [Gr., *autos*, self, + *isos*, like, + *lysis*, solution.]
- autokinesis** (aw-to-ki-ne'sis). 1. Voluntary movement. 2. Movement of living matter accomplished without the action of any apparent contractile fibers like that of spermatozoa and white blood corpuscles, the segmentation of the ovum, etc. [Gr., *autokinesis*.]
- autokinet'ic**. Endowed with the power of voluntary movement. [Gr., *autos*, self, + *kinesis*, motion.]
- autolysin** (aw-to-lis-in). An enzyme or lysin present in cells or tissues which produces softening and self-digestion. [Gr., *autos*, self, + *lysin*.]
- autolysis** (aw-to-lis-is). The solution of plant or animal tissue by means of its own enzymes. [Gr., *autos*, self, + *lysis*, solution.]
- automat'ic**. Self-acting, i. e., without the intervention of the will (said of physiological acts and of the mechanisms by which they are performed). The term is applied to acts which, although voluntary at first, become habitual and continue to be performed without any further attention being bestowed on them and also to designate those physiological activities, such as those of the heart and respiratory center which are due to intrinsic changes within the structure itself. [Gr., *automatos*, of his own accord.]
- automat'ism**. Automatic action. **rhythmical a.** Rhythmical automatic action, like that of the heart. **tonic a.** A constant automatic action, like that of the sphincters. [Gr., *automatismos*, from *automatizein*, to happen by itself.]
- automime'sis**. The continued reproduction of mental impressions, sometimes resulting in the morbid conviction of being affected with a certain disease. [Gr., *autos*, self, + *mimēsthai*, to mimic.]
- automysophobia** (aw''to-mis-o-fo'be-ah). A form of phobia characterized by a dread of personal uncleanness. [Gr., *autos*, self, + *misos*, dirt, + *phobos*, fear.]
- autonom'ic, auton'omous**. 1. Acting spontaneously. 2. Governed by its own laws independent of other organisms, of other parts of the organism, and of external influences. 3. Name applied in general to the system of nerve fibers innervating the glands and plain muscles of the body. The fibers of the autonomic system consist of a preganglionic fiber arising in the brain or cord and a postganglionic fiber arising in a sympathetic nerve-cell. [Gr., *autonomos*, from *autos*, of itself, + *nomos*, a law.]
- autonomy**. Independence in function; the condition of being governed by its own laws, without reference to other tissues, organs, or systems; said of parts of an organism. [Gr., *autonomia*.]
- autonosographia** (aw''to-no-so-graf'e-ah). A description of one's own disease. [Gr., *autos*, self, + *nosos*, sickness, + *graphein*, to write.]
- autopath'ic**. See *idiopathic*. [Gr., *autos*, self, + *pathos*, a disease.]
- autopep'sia**. Self-digestion; post-mortem digestion of the stomach. [Gr., *autos*, itself, + *pepein*, to digest.]
- autophilia** (aw-to-fil'e-ah). Immoderate self-love, narcissism. [Gr., *autos*, self, + *philein*, to love.]
- autophony** (aw-to'fo-ne). The altered resonance of one's own voice, noted in cases of diseases of the middle ear. [Gr., *autos*, self, + *phone*, voice.]
- au'topsy**. As now employed, a post-mortem examination. [Gr., *autopsia*, seeing with one's own eyes.]
- autos'copy**. The examination of one's own person for diagnostic purposes.
- au'tosite**. 1. A monster capable of carrying on an independent existence for a few hours after its separation from the maternal organism, and in some instances indefinitely; possessing, therefore, a perfect circulatory system, lungs, digestive organs, and at least part of a head. In cases of double monstrosity, both individuals are a's when they both contribute to the common vitality, or each maintains its own. 2. An organism or a double monstrosity in or on which another organism lives as a parasite. [Gr., *autositos*, one who provides his own food.]
- autosugges'tion**. Suggestion (in the psychological sense) founded on an awakening or reproduction of previous sensory impressions. [Gr., *autos*, self, + *suggestion*.]
- autotherapy**. 1. Self-treatment. 2. Spontaneous cure. [Gr., *autos*, self, + *therapeia*, medical treatment.]
- au''totoxe'mia**. Poisoning by the absorp-

tion of some material formed within the organism itself.

autotoxin (aw-to-toks'in). A poison that gives rise to autotoxemia.

au'totransfu'sion. The expedient of transferring a great portion of the blood contained in the distal parts of the body to the central portions and especially the brain, by bandaging the limbs tightly and raising hips; resorted to in cases of severe hemorrhage and during operations on persons who are very weak.

au'tovaccina'tion. The accidental or intentional reinoculation of an individual with vaccine produced in his own person.

auxesis (awks-e'sis). Growth, augmentation, increase in size or power or in the severity of a disease. [Gr., *auxesis*.]

auxiliary (awx-il'e-a-re). Assisting, supplementary; as a n., an adjuvant. **auxiliaries of respiration**. The muscles brought into action in labored breathing. [Lat., *auxilium*, assistance, from *augere*, to increase.]

auximeter, auxometer (awx-e-om'e-ter, awx-om'e-ter). An instrument for measuring the magnifying power of an optical apparatus, the growth of a part, or the power of a muscular contraction. [Lat., *auxometrum*, from Gr., *auxesis*, increase, + *metron*, a measure.]

auxocardia (awx-o-kar'de-ah). 1. An increase in the heart's volume when its cavities are distended to their greatest extent. 2. Diastole of the heart. [Gr., *auxesis*, increase, + *kardia*, the heart.]

Ave'na. 1. A Linnaean genus of gramineous plants. 2. In pharmacy, oats. **A. sativa**. The common oat. It has been regarded as a tonic. [Lat., *avena*, oats.]

avenein (av-e'nèn). A substance obtained from oats; by oxidation, it forms vanillin.

avenin, avenain (av-e'nin, av-e'nàn). A nitrogenous principle, resembling casein, found in oats.

avirulent (ah-vir'u-lent). A term used to describe bacteria that are without virulent qualities. [Gr., *a*, priv., + Lat., *virus*, poison.]

Avoga'dro's law. The l. that, if the temperature and external pressure remain the same, all gases contain the same number of molecules in equal volumes.

avoidupoles (av'war-du-poy-s). The standard system of weights used in Great Britain and the United States for all goods except precious stones and precious metals and medicines. See *table of weights and measures in appendix*. [Old Fr., *avoir*, to have, + *du*, of the, + *pois*, weight, goods of weight.]

avul'sion. The accidental or intentional tearing away of a part. [Lat., *avulsio*, from *avellere*, to tear away.]

ax'ial. Pertaining to an axis.

axifugal (ak-sif'u-gal). Centrifugal. [Lat., *axis*, axis, + *fugere*, to flee.]

axilem'ma. The sheath of an axis cylinder. [Gr., *axon*, axis, + *lemma*, rind.]

axil'la. The armpit; the pyramidal space formed between the arm and the thorax at their junction, bounded by the pectoral

muscles in front and the large dorsal muscles behind. [B. N. A., same.] [Lat., *axilla*, dim. of *axis*, pole.]

ax'illar, ax'illary. Pertaining to the armpit. See *table of arteries under artery*.

ax'ion. The cerebrospinal axis.

axis (aks'is). Pl. *axes*. 1. A fixed line, actual or imaginary, about which anything revolves. 2. The central part of anything; hence a line occupying the center of anything or about which other parts are symmetrically disposed (a. of symmetry). 3. Any particular diameter of an object, especially its long diameter. 4. In optics, the name given to the lines passing through the optical center. 5. [B. N. A., *epistropheus*.] The second cervical vertebra, so-called because the atlas and the cranium turn upon its odontoid process (dens) as upon a pivot. **a. cord**. See *primitive streak under streak*. **a. cylinder**. Syn.: *axial fiber, neuraxon*. The central and essential part of every nerve fiber, its size varying directly with that of the whole fiber. **a. cylinder process**. See *under process, a. fiber*. See *a. cylinder, a. fibrillae*. See *primitive fibrillae, under fibrilla, a. of the cochlea*. See *modiolus, a. of crystallization*. A line about which the particles of a crystal are more or less symmetrically disposed. [Lat., *axis*, axle, pivot, pole.]

ax'oid. Pertaining to the second cervical vertebra. [Gr., *axon*, axis, + *idos*, form.]

axon. Syn.: *neuraxis, neurite*. The single, unbranched process of a neuron. It may be short or long, and usually extends to form the axis-cylinder of a nerve fiber. [Gr., *axon*, axle, pivot.]

axungia (ax-un'je-ah). Lit., axle grease; as now used, any animal fat, particularly lard. **a. anserina, a. anseris**. Goose-grease, official in several old formularies and still used as a remedy, especially in skin diseases. **a. balsamica, a. benzoata, a. benzoinata**. Benzoinated lard. **a. mineralis**. Petrolatum. **a. pedum tauri**. Neat's foot oil. **a. porci**. Hog's lard. **a. scrofae, a. suilla**. Hog's lard. [Lat., *axis*, an axle, + *ungere*, to smear.]

ayapana, ayapano. The *Eupatorium a.*; an aromatic plant indigenous to Brazil and cultivated in the Isle of France, whence the leaves, which are yellowish, of a bitter, astringent taste, and of an agreeable odor, find their way into commerce. It resembles tea in its properties, and was formerly vaunted in various diseases.

azedarach (az-ed'ar-ak). China-tree. The bark of the root is used as an anthelmintic.

azo-. A prefix used to denote a substance derived from a hydrocarbon by the replacement of part of the hydrogen by nitrogen.

azobenzene (az-o-ben'zèn). A compound of nitrogen and benzene, C₆H₅.N:N.C₆H₅, having yellowish red laminae or tabular

crystals. Many of its derivatives make up the azo dyes.

azo-compounds. Derivatives of azobenzene.

azoic (ah-zo'ik). 1. Destitute of organic life. 2. Pertaining to nitrogen. [Lat., *azoicus*, from Gr., *a*, priv., + *zoe*, life.]

azolitim (az-o-lit'min). A coloring principle, $C_7H_7NO_4$, obtained from litmus and used as an indicator of the reaction in many culture media after the growth of bacteria.

azoögenia (ah'zo-o-jen'e-ah). 1. The generation of an organism of defective vitality. 2. The regeneration of such an organism. [Gr., *a*, priv., + *zoe*, life, + *gennan*, to produce.]

azoöperm'atism. Sterility in the male; a condition in which spermatozooids are either absent from the semen or wanting in functional activity. [Gr., *a*, priv., + *zoe*, life, + *sperma*, a seed.]

azote (ah'zöt). Nitrogen; so called because by itself it is irrespirable. [Gr., *a*, priv., + *zoe*, life.]

azote'mia. A general term indicating the presence of products of proteid catabolism within the blood; also a term denoting a disease of cattle. [Azote, + Gr., *aima*, blood.]

az'otize. To nitrogenize; to cause to combine with nitrogen.

azotom'eter. An apparatus invented by Knop for estimating the amount of nitrogen present in ammonium salts or in organic compounds that contain the ammonium residue NH_2 . Based upon the decomposition of these compounds with sodium hypobromid, $NaBrO$, into elementary nitrogen. Seldom used, as it has been replaced by better methods. [Azote, nitrogen, + *metron*, a measure.]

azotom'etry. The process of determining the amount of nitrogen present in a body.

azoturia (ah-zo-tu're-ah). A condition in which the urine contains an excess of nitrogenous constituents. [Azote, nitrogen, + *ouron*, urine.]

azygos (az'i-gos). Single, not paired; said of structures which are single, not in pairs. See *table of muscles*, under *muscle*, and *table of arteries*, under *artery*; also *table of veins*, under *vein*. [Gr., *azygos*; unwedded, not paired.]

azymia (ah-zim'e-ah). Absence of a ferment. [Gr., *a*, priv., + *zyme*, ferment.]

azymic (ah-sim'ik). Not caused by a ferment. Without a ferment.

B

Ba. Chemical symbol for barium.

Babbitt metal. An alloy containing zinc, lead, antimony and copper. Used in the bearings of machines to prevent friction, and in dentistry. [Isaac Babbitt of Massachusetts.]

Babe'sia bigem'ina. Same as *Piroplasma bigeminum*. A species of the *Protozoa*, belonging to the class *Mastigophora* and to the order *Monadidea*, which infests the red blood corpuscles of cattle, causing Texan cattle fever. **B. hominis.** A doubtful parasite infesting the red blood corpuscles in cases of Rocky Mountain fever.

babesiosis (ba-be-se-o'sis). Infection with *Babesia*. Same as *piroplasinosis*.

Babinski's method. A method of producing the reflex contraction of the Achilles tendon by tapping the tendon while the patient kneels on a chair. **B's reflex.** Extension instead of flexion of the toes following tickling of the sole; usually associated with disease of the pyramidal tracts. **B's sign.** A pathological modification of the plantar reflex characterized by extension and separation of the toes. [J. Babinski, Parisian neurologist, b. 1857-.]

ba'by-farm'ing. The practice of taking infants to rear. Usually a term of reproach as so many die of neglect and starvation.

bacca (bak'ah). A berry.

bacillac (bas'il-ak). A preparation of lactic acid bacteria producing acid fermentation of milk.

ba'cillar, ba'cillary. 1. Rod-shaped; having the form of a slender straight rod. Also consisting of slender rods, as the b. layer of the retina. 2. Of, or pertaining to, or derived from, or caused by a *bacillus*, bacillary. [Lat., *bacillus*, a rod.]

bacille'mia. The presence of bacilli in the blood. [Lat., *bacillus*, + Gr., *aima*, blood.]

bacilli-carrier. A person in apparent health, whose tissues or secretions contain pathogenic bacilli, such as the bacillus of typhoid fever.

bacil'licide. A destroyer of bacilli. [Lat., *bacillus*, + *caedere*, to kill.]

bacil'liferm. Rod-shaped. [Lat., *bacillus*, a rod, + *forma*, form.]

bacilluria (bas-il-u're-ah). The presence of bacilli in freshly passed urine. [Lat., *bacillus*, + Gr., *ouron*, urine.]

Bacillus (bas-il'us), pl., *bacilli*. 1. Cohn's name for a genus of *Schizomyces* belonging to the family *Bacteriaceae*. 2. In anatomy one of the rods of the retina, also any rodlike body. 3. In pharmacy, a medicated bougie or candle (*candela fumalis*). **anthrax b.** See *B. anthracis in table*. **B. abortus.** The cause of contagious abortion in cattle. **B. aceti.** A long cylindrical cell of varying size found in vinegar manufactories; probably *Bacterium aceti*. **B. acidi lactici.** A term formerly applied to a number of bacilli which give rise to the lactic acid fermentation in milk. See *Bacilli of lactic acid fermentation*. It is, however, now re-

stricted to the species described by Hüppe, which is one of the four subdivisions of the *B. coli* group. **B. acidophilus.** A facultative anaërobic b. found in the stools of artificially fed infants. **B. acnes.** A short, thick b. found by Gilchrist in comedones, thought to be the cause of acne vulgaris. **B. aërogenes (capsulatus).** See table of *B. B. albicans pateriformis.* A species found in seborrhea. **B. alcaligenes.** See table of *B. B. alvei.* See *B. Preussii.* **B. amylobacter.** An organism fermenting cellulose. **B. anthracis.** See table of *B. B. anthracis symptomatici.* See table of *B. B. avisepticus.* **B. of chicken cholera.** See *B. bovisepiticus.* **b. of Bang.** The b. of infectious abortion in cattle. **B. bifidus.** See table of *B. b. of blue milk.* See *B. cyanogenus.* **b. of blue pus.** See *B. pyocyaneus.* **B. botulinus.** See table of *B. B. bovisepiticus.* The name given to the group known as the b. of hemorrhagic septicemia, being pathogenic for cattle, swine, fowls, rabbits, and many other animals. **B. of bubonic plague.** See table of *B. B. bulgaricus.* See table of *B. b. of butter.* An acid-fast organism found in butter, which is pathogenic for guinea pigs. It grows more rapidly as media at 20° C. than the tubercle b. See table of *B. bacilli of butyric acid fermentation.* Bacilli which convert into butyric acid, starch, dextrin, inulin, cane sugar, dextrose, and hydrated milk sugar. **B. butyricus.** An organism producing butyric acid from carbohydrates, butter fat, and some proteins. **B. (mucosus) capsulatus.** See table of *B. B. caucasicus.* An organism producing kefir. **B. Chauvaei.** See *B. anthracis symptomatici*, under table of *B. b. of chicken cholera.* See *B. avisepticus.* **B. cholerae gallinarum.** Syn.: *B. avisepticus.* **B. cholerae suis.** See *b. of hog cholera.* **b. of chyluria.** A b. found in the coagulum of chylous urine. **B. cloacae.** A gas-producing b. found in feces, water and sewage. **B. coli (communis).** See table of *B. b. of conjunctival catarrh.* See *b. of Koch-Weeks*, under table of *B. B. cuniculicida.* The b. of the septicemia of rabbits; a species found in impure river water and decayed meat brine, and closely resembling the *B. cholerae gallinarum.* Inoculated in rabbits, mice, and birds, it produces septicemia and death. See also *b. of Wildseuche* and *B. bovisepiticus.* **B. cyanogenus.** Syn.: *Bacterium syncyanum* (seu *cyanogenum*), *Vibrio cyanogenus* (seu *syncyanus*). A b. producing in milk a grayish color which in the presence of free acids becomes a bright blue. This diseased condition of milk, which is inoculable, is due to the conversion of the casein into a blue coloring matter. It does not liquefy gelatin. **b. of Danysz.** See *B. typhi murium.* **b. of diphtheria in man.** See *B. diphtheriae*, under table of *B. B. diph-*

theriae, B. diphtheritidis, B. diphtheris. See *B. diphtheriae*, under table of *B. B. diphtheriae columbarum.* A b. found in the epidemic diphtheria of doves, forming slender rods over 1.5 μ long and 0.3 to 0.4 μ thick. Inoculated upon doves, it produces the original disease. **b. of Ducrey.** See table of *B. dysenteriae.* **B. of dysentery.** See table of *B. b. of Eberth.* See *B. typhosus*, under table of *B. B. enteritidis.* An aërobic, non-liquefying, motile b., obtained by Gärtner from the tissues of a cow affected with mucous diarrhea and from the spleen of a man who died after eating the cow's flesh. It is pathogenic in mice and several other animals, causing intense enteritis. This organism is frequently found in the meat and intestines, blood and viscera of persons poisoned by decomposing meat. It resembles the type of the *B. paratyphosus* in its cultural characteristics. **B. enteritidis sporogenes.** An anaërobic b. found in feces, sewage, and soil. **B. equisepticus.** The b. of equine influenza. **B. erysipelatus suis.** The cause of erysipelas in swine. **B. erythrogenes.** A b. producing red milk. **B. Feseri.** See *B. Chauvaei.* **B. fluorescens liquefaciens.** A species of b. frequently found in water containing putrefying substances. It occurs as short motile rods arranged in pairs and resembles the *B. pyocyaneus*, or *b. of green pus* in most of its characteristics. **b. of Friedländer.** See *B. (mucosus) capsulatus* (table). **B. fusiformis.** A bacillus with pointed ends, found in Vincent's angina. **B. gallinarum.** See *B. cholerae gallinarum.* **B. gastrophilus.** See *B. Oppler-Boas.* **B. geniculatus, B. gasoformans.** A gas-forming b. found in water (de Bary). A species of b. found in the contents of the stomach. **b. of Gärtner.** See *B. enteritidis.* **B. gingivae pyogenes.** An aërobic and facultative anaërobic liquefying b. found in the mouth and decaying teeth. **b. of glands.** See table of *B. b. of green pus.* See *B. pyocyaneus.* **b. of Hansen.** See *B. leprae*, in table of *B. b. of hay infusion.* See *B. subtilis.* **B. Hoffmanni.** A non-pathogenic member of the diphtheria group, also known as the *pseudodiphtheria b. b. of hog cholera.* A b. resembling the paratyphoid b. in its cultural characteristics but not agglutinating with high dilutions of patients suffering from paratyphoid infection. The organism producing the ulceration and fibrinous inflammation of the intestines in hog cholera. **B. icteroides.** A facultative aërobic, non-liquefying, motile b., pathogenic in most mammals and asserted by Sanerelli, its discoverer, to be the specific organism of yellow fever. The organism is now regarded as an intestinal saprophyte, resembling the b. of hog cholera in its cultural characteristics. It does not produce this disease in hogs and will not agglutinate in high dilutions with the blood from cases of hog cholera. **b. of infectious abortion.** See *B. abortus.* **B.**

influenzae. See *table of B. B. influenza in sputum, how to recognize, see in appendix, page 903.* **b. of Klebs-Löffler.** See *B. of diphtheriae.* **b. of Koch-Weeks.** See *table of B. b. of Koubasoff.* An aerobic and facultative anaerobic, non-liquefying, motile b. found by Koubasoff in 1889 in a person who died from cancer of the stomach. It is pathogenic by subcutaneous injections in rabbits, cats, dogs, and guinea pigs. **bacilli of lactic acid fermentation.** Bacilli which convert milk sugar into lactic acid. Several have this property, including the *B. acidi lactici*, which is now regarded as a member of the *B. coli* group, and the *B. bulgaricus.* **B. lactimorbi.** The b. of milk sickness or trembles in cattle and sheep. **B. lactis aërogenes.** Syn.: *Bacterium lactis aërogenes.* A species found along with the *Bacterium coli commune* in the feces of infants fed with milk. It coagulates milk with the production of lactic acid and causes in glucose solutions an active fermentation, which can be maintained apart from the presence of air, although otherwise the b. is aerobic. In animals it produces effects similar to those caused by the *Bacterium coli commune*, but it differs from this organism in possessing a capsule and in never showing any motility. **b. of leprosy.** See *B. leprae (table of B.).* **B. of malignant edema.** See *table of B. B. mallei.* See *B. of glanders (table of B.).* **B. megaterium.** A species of b. observed in cooked cabbage. Cultures liquefy gelatin and form yellowish white colonies on potatoes. It is prevalent in dust, earth, and water, and often contaminates culture material. **B. merismopodioides.** See *Bacterium merismopodioides.* **B. mesentericus fuscus.** A species of b. found on potatoes, in the air, and other places, forming small, short, actively motile rods. **B. mesentericus rubiginosus.** See *Leptothrix epidemidis.* **B. mesentericus vulgaris.** The potato b., motile and reproducing by spores. It acts as a diastatic ferment, coagulates casein, liquefies gelatin, and resembles *B. megaterium.* **B. Moëleri.** An acid-fast b. found in grass, hay, and dung, which can be distinguished by its more rapid growth at 20° C. from the tubercle b. **b. of Morax-Axenfeld.** A b. found in epidemic conjunctivitis. **bacilli of the mouth.** Bacilli found in the buccal cavity. Various forms have been described by Miller. **B. mucosae ozenae.** See *B. (mucosus) capsulatus, in table of B. B. murisepticus.* A species belonging to the hemorrhagic septicemia group, and found in various putrefying liquids. It occurs as non-motile rods 0.8 to 1 μ long and 0.1 to 0.2 μ thick, frequently arranged in groups or rows of 2 or 4. Injected into the circulation of common mice, they accumulate in the white blood corpuscles, destroy the latter, and give rise to a fatal variety of septicemia. Birds and rabbits are also affected, inoculation in the case of the latter producing either

a general septicemia, as in mice, or a local inflammation from which the animals recover and which secures immunity against a subsequent attack of the disease. **B. mycoides.** A species of b. found constantly in the soil. It resembles the other spore-bearing dust bacilli, such as *B. subtilis.* **B. neapolitanus.** See *B. coli, in table of B. B. necrophobus.* The b. of diphtheria in calves. **B. nitro-bacter.** A b. found in the soil, which changes nitrites to nitrates. **B. oedematis.** An anaerobic b. causing malignant edema in man, sheep, cattle, and swine. See *B. of malignant edema.* **B. oedematis maligni.** See *B. of malignant edema, in table of B. b. of Oppler-Boas.* A b. found in the stomach in cancer. **B. ozena.** The cause of ozena, or fetid catarrh. **B. paratyphosus.** See under *table of B. B. pertussis.* The b. of whooping-cough. **B. pestis bubonicae.** See *B. of bubonic plague, under table of B. B. phlegmonis capsulatus emphysematosae.* See *B. aërogenes capsulatus, in table of B. B. pleurosepticus.* Syn.: *B. bovissepticus.* A general name for the various members of the hemorrhagic septicemia group. **B. pneumoniae.** See *B. (mucosus) capsulatus.* **B. polymyxa.** Syn.: *Clostridium polymyxa* [Prazmowski]. A species resembling closely in form, development, and spore production the *B. amylobacter.* Ordinarily it does not excite fermentation, but if the access of oxygen is prevented, it produces a peculiar fermentation in dextrin solutions, and in infusions of potatoes and lupine seeds, and dissolves cellulose and starch. **B. polyipiformis.** A b. found along with the *B. oedematis maligni.* It is anaerobic, does not liquefy gelatin, and forms small yellow colonies with bent and serpentine processes. Its cultivations do not develop gas. **B. Preussii** [Ciesielski]. A b. found in the larvae of bees and believed to cause the disease called foul brood. Perhaps the same as *B. alvei.* **B. prodigiosus.** A species, perhaps more properly referred to *Bacterium*, found upon starchy food stuffs (bread, rice, potatoes, etc.), and also in milk. It is not pathogenic, and has been recently employed in bacteriotherapy as an antagonist to the *B. anthracis.* It produces a brilliant red pigment in agar, blood serum, potato, gelatin, and the surface of bouillon, and has a proteolytic enzyme which liquefies gelatin, blood serum, and the casein of milk. **B. proteus vulgaris.** See *B. proteus, in table of B. B. pseudodiphtheriae.* See *B. Hoffmanni.* **B. pseudotuberculosis.** An aerobic, non-liquefying, non-motile b. found in 1889 by Pfeiffer in a horse that was killed because of the suspicion of glanders. It is pathogenic in guinea pigs, house mice, white mice, hares, and rabbits. **B. pseudotuberculosis murium.** An aerobic and facultative anaerobic, non-liquefying, non-motile b. found by Kutscher in 1894 in a dead mouse. It is pathogenic in mice, but not

in rabbits or guinea pigs. **B. psittacosis.** A b. isolated from a parrot, and resembling *B. enteritidis*. **B. pulpae pyogenes.** An aerobic and facultative anaerobic, liquefying b. found by Miller in the pulp of a gangrenous tooth. A pure culture introduced into the abdomen of white mice will prove fatal in from eighteen to thirty hours. **B. pyocyaneus.** See *b. of blue-green pus* in table of *B.* **B. pyogenes fetidus.** A short, slowly motile b., with rounded ends, found in fetid pus. Injected into mice and guinea pigs it produces local suppuration and systemic effects and is often fatal. It liquefies gelatin, but does not form gas in sugar bouillon. **b. of rabbit septicemia.** See *B. bovisepiticus*. **B. radicola.** A bacillus, found in the nodules on the roots of leguminous plants, which aids in abstracting nitrogen from the atmosphere. **Bacilli retinae.** The rods of the retina. **b. of rhinoscleroma.** Produces lesions resembling granulomata in the nose. **B. rhusiopathiae suis.** A b. resembling *B. murisepticus* and causing swine erysipelas. **B. Salmonii.** See *B. of hog cholera*. **b. of Sanarelli.** See *B. icteroides*. **b. of seborrhea.** A b. found in the hair and scalp in seborrhea. **B. septicemiae hemorrhagicae.** See *B. bovisepiticus*. **b. of the septicemia of mice.** See *B. murisepticus*. **b. of the septicemia of rabbits.** See *B. cuniculicida*. **b. of Shiga.** See *B. dysentericae*, in table of *B.* **b. of the smegma.** A b. found in the smegma of the prepuce and the vulva, closely resembling in morphological characters and behavior to coloring agents the *B. tuberculosis*. It differs from this organism, however, in being shorter and thicker and in rapidly decolorizing when stained by carbol fuchsin and then washed with alcohol. It is not pathogenic. **B. subtilis.** A b. found in the air, in dust, in vegetable infusions, especially an infusion of hay, as a white efflorescence on the dung of herbivora, and in many other situations. On agar-agar it forms a thick, wrinkled, readily separable coating, and on potatoes a moist, granular, whitish layer. The *B. subtilis* resembles strongly in morphological characters the *B. anthracis*, differing from it chiefly in that its rods are motile, somewhat slenderer, and have rounded ends, and its spores germinate transversely and not in an axial direction. It liquefies gelatin, blood serum, and casein, and renders milk alkaline. Indol is negative. It has no pathogenic properties. **B. suipestifer.** See *b. of hog cholera*. **B. suisepiticus.** The b. of swine plague or Schweineseuche, an organism belonging to the hemorrhagic septicemia group. **b. of swine erysipelas.** See *B. erysipelatus suis*. **B. tetani traumatici.** See *B. tetani*, in table of *B.* **B. tuberculosis.** See under table of *B.* **B. tuberculosis, how to stain, Ziehl Neelsen method;** see in appendix, page 903. **B. typhi exanthematici.** The anaerobic b. isolated from the blood by Plotz

in cases of typhus fever. **B. typhimurium.** A b. belonging to the hog cholera group, and destructive to mice. **b. of typhoid fever.** See *B. typhosus*, in table of *B.* **B. typhosus.** See in table of *B.* **B. vaginalis.** The acid-fast b. of the vagina and vulva. **b. of Vincent's angina.** See *B. fusiformis*. **B. violaceus.** The chromogenic b. of water. **B. Welchii.** See *B. aërogenes (capsulatus)*, in table of *B.* **b. of Wildseuche.** A very small ovoid b., or *Bacterium*, closely resembling *B. cuniculicida*, found by Löffler in the disease called *Schweineseuche* (European hog plague) and in *Wildseuche* (multiple gangrenous bronchopneumonia of cattle, hogs, and horses). According to Hueppe, *Schweineseuche*, *Wildseuche*, and probably also chicken cholera and rabbits' septicemia are modifications of a single disease, septicemia hemorrhagica; and hence this microorganism would be identical with *B. cuniculicida* and *B. cholerae gallinarum*. **b. of whooping-cough.** A short ellipsoid or centrally contracted b., found in the sputum of whooping-cough. It resembles the *B. influenzae*. **B. xerosis conjunctivae.** A non-pathogenic organism, found on the conjunctiva which resembles *B. diphtheriae*, but differs from it by acidulating 10 per cent. of saccharose bouillon. **Bordet's b.** The b. of pertussis. **cholera b.** See *Spirillum cholerae asiaticae*, under *Spirillum*. **chromogenous bacilli.** Bacilli which produce pigments. Such are the *B. prodigiosus*, *B. indicus*, and *B. ruber*, producing a red pigment; the *B. pyocyaneus*, *B. fluorescens putidus*, *B. fluorescens liquefaciens*, *B. erythrosporus*, and others, producing a green pigment; the *B. cyanogenus*, producing a blue pigment; the *B. fuscus* and *B. mesentericus fuscus*, producing a brown pigment; and the *B. luteus*, *B. luteus suis*, and others, producing a yellow pigment. **comma b.** See *Spirillum cholerae asiaticae*, under *Spirillum*. **Ducrey's b.** The supposed b. of chancreoid. **Eberth's b.** See *B. typhosus* (table). **Emmerich's b.** See *Bacillus coli*, in table of *B.* **epsilon b.**, of Miller, a slender, straight or curved, non-motile rod form found in carious teeth. **Escherich's b.** The *B. coli*. **fluorescent bacilli.** Bacilli which in the cultures give rise to fluorescent phenomena. **Friedländer's pneumobacillus.** See *B. capsulatus*, in table of *B.* **grass b.** See *B. Moëlleri*. **Hansen's b.** See *B. leprae*, in table of *B.* **Hueppe's b.** See *B. of butyric acid fermentation*. **Klebs-Löffler b.** See *B. diphtheriae*, in table of *B.* **Koch's b.** See *B. tuberculosis*, in table of *B.* **Pfeiffer's b.** See *B. influenzae*, in table of *B.* **plague b.** See *B. of bubonic plague*, in table of *B.* **tubercle b.** See *B. tuberculosis*. **Yersin's b.** See *b. of bubonic plague*, in table. [Lat., dim. of baculum, a rod.] **bactere-mia.** See bacteriemia. **bactéria.** Often used to signify the *Schizomycetes*. **bacteria in examination**

TABLE SHOWING IMPORTANT BACILLI PATHOGENIC FOR OR PRESENT IN HUMAN BEINGS

	HABITAT	MORPHOLOGY AND STAINING CHARACTERISTICS	APPEARANCE OF COLONIES ON PLATE CULTURES OR SPECIAL MEDIA	IMPORTANT CULTURAL CHARACTERISTICS
Bacillus aërogenes (capsulatus). Syn. B. Welchii, B. perringsens. Walch, 1892.....	Blood vessels and viscera of early decomposition with gas bubbles. Also found in the soil and intestinal contents.	Straight or slightly curved thick rods like anthrax bacillus, often showing a capsule. Stains by anilin dyes and Gram's stain, capsule stains positive.	Anaërobic agar colonies 1 to 2 mm. in diameter like flattened spheres with hair-like projections.	Gelatin not liquefied, a firm characteristic retracted coagulum with many gas bubbles in milk, numerous gas bubbles in all solid media such as agar, containing glucose.
Bacillus alcaligenes.....	Intestines and polluted water.	Stains by anilin dyes, negative to Gram's method.	Similar to the typhoid bacillus.	Similar to the typhoid bacillus with the exception of the production of a marked alkaline reaction in milk.
Bacillus anthracis. Syn. Anthrax bacillus. Pollender, 1849. Davaine, 1863. Koch and Pasteur, 1877.....	Blood and viscera of sheep and cattle with splenic fever, malignant carbuncle of man, infected hair and hides, and contaminated pastures.	Long thick rods with square ends, often in chains. The bacilli stain by the anilin dyes and are positive to Gram's method and spore stains.	In gelatin or agar plates the colonies form wavy masses like curled hair. A circle of liquefaction later develops around the colony in gelatin.	In gelatin stab and agar stroke cultures a white line with delicate side arborescent branches develops, the gelatin is later liquefied. Milk is acidulated, the casein coagulated and a scum forms on the surface, clouded and blood serum liquefied. The growth on solid media is always profuse and dry.
Bacillus anthracis (symptomatiçi). Syn. Bacillus of symptomatic anthrax. Bollinger and Feser, 1878.....	The subcutaneous pustules and diseased muscles of cattle suffering from "Kauschbrand" or "quarter evil," or "black leg."	A long, thick bacillus with rounded ends without chain formation. It stains by the anilin dyes, but is negative to Gram's method.	Anaërobic agar plate cultures show colonies which are club-shaped, with a tangled mass of projecting filaments.	Gelatin is liquefied and gas bubbles form in this medium and sugar agar, milk is acidulated and gas bubbles and sediment form in glucose bouillon.
Bacillus bifidus. Tissier, 1900. B. acidophilus. Same, excepting no bifurcated ends.....	Stools of breast-fed infants and superficial ducts of mammary glands of mother.	A diplobacillus with swollen ends adjacent and pointed ends free. In old cultures, ends are bifurcated. Gram's stain positive.	Glucose agar plates show fine, oval colonies.	Grows on glucose and beerwort agar, and glucose bouillon.
Bacillus botulinus. U. Ermengem, 1897.....	Improperly prepared ham, canned goods or sausage.	A long, broad bacillus with rounded ends, which is positive to Gram's stain.	On anaërobic plate cultures in glucose gelatin the young colonies are round, translucent and light yellow. Older colonies become brown and opaque, and show irregular finger-like projections around the periphery, and are surrounded by a zone of liquefaction.	The stick cultures in glucose gelatin or agar contain much gas, and have a rancid odor. The organism will not develop in an acid medium, but is favored by an alkaline medium.

	SPORE FORMATION AND MOTILITY	AÉROBIC AND ANAÉROBIC GROWTH	BIOCHEMICAL FEATURES	PATHOGENICITY
Bacillus œrogenes (capsulatus). Syn. B. Weichii, B. perrirringens. Weich. 1892.....	Endospores formed on blood serum, motility not present.	Strict anaërobo.	Produces hydrogen in solid media and bouillon fermentation tubes containing dextrose.	Produces bacteremia in pigeons, and emphysematous gangrene and gaseous infection of the uterus, fetus and placenta in human beings.
Bacillus alcaligenes.....	Spore formation negative, motility quite active.	Aërobic and facultative anaërobic growth.	Marked alkaline reaction in milk, no gas formation.	Intraperitoneal injections cause purulent peritonitis in guinea pigs. Produces no disease of human beings.
Bacillus anthracis. Syn. Anthrax bacillus. Pollender. 1849. Davaine. 1863. Koch and Pasteur. 1877.....	Endospores are formed which later become free, motility is negative.	Aërobic and facultative anaërobic growth.	Liquefies proteids, indol and gas formation negative.	The bacillus causes bacteremia with enlargement of the spleen in cattle, sheep, horses, swine, mice and other laboratory animals. In human beings it produces a local infection known as a malignant pustule, but it may cause bacteremia by extension, or through the respiratory or intestinal tract.
Bacillus anthracis (symptomatic). Syn. Bacillus of symptomatic anthrax. Bollinger and Feser. 1878.....	Endospores are formed in the middle of the bacillus causing a spindle shape, and the organism is motile.	Strict anaërobic organism.	Forms gas in glucose media, and liquefies gelatin.	The bacillus produces a dark red or black edematous infection of the subcutaneous tissues of guinea pigs and cattle.
Bacillus bifidus. Tissier. 1900. B. acidophilus. Same, excepting no bifurcated ends.....	Spore formation and motility negative.	Strict anaërobo.		Non-pathogenic for guinea pigs, and probably inhibits the harmful bacteria in the intestines of infants.
Bacillus botulinus. U. Ermengem. 1897.....	Spore formation and motility positive.	Strict anaërobo.	Forms gas in sugar media, and liquefies gelatin. It also produces a powerful soluble toxin in bouillon.	A soluble toxin is formed in the infected meat which produces severe nervous symptoms ending in general motor paralysis, dyspnea, and death. The toxin affects man, guinea pigs, cats, mice, and monkeys. The bacilli do not invade the tissues or produce a toxin after the food enters the intestine.
Bacillus of blue-green pus. Syn. B. pyocyanus. Pseudomonas aeruginosa. Schroeter. 1872....	Spore formation negative, motility very active.	Aërobo and facultative anaërobo.	Produces indol in peptone solution and a fluorescent pigment as well as a second one called pyocyanin which is soluble in chloroform and forms long blue needles.	It produces bacteremia in rabbits and guinea pigs when injected, and in human beings it infects abscesses and ulcers, imparting to the pus a greenish color. It may also produce bacteremia, inflammation of the serous membranes, dysentery and tonsillitis.

TABLE SHOWING IMPORTANT BACILLI PATHOGENIC FOR OR PRESENT IN HUMAN BEINGS—Continued

	HABITAT	MORPHOLOGY AND STAINING CHARACTERISTICS	APPEARANCE OF COLONIES ON SPECIAL CULTURES OR MEDIA	IMPORTANT CULTURAL CHARACTERISTICS
Bacillus of blue-green pus. Syn. <i>B. pycocyaneus</i> . <i>Pseudomonas aeruginosa</i> . Schroeter. 1872....	The bluish or greenish pus of certain abscesses and ulcers. Infected water and feces of certain forms of epidemic dysentery.	Slender rods with rounded ends, often in pairs. Negative to Gram's method.	The colonies on gelatin or agar plates form large, round green colonies, and a green color is also imparted to the entire medium.	Gelatin is rapidly liquefied, and the medium becomes green, agar growth is moist and the entire medium turns green, bouillon is clouded and green, and milk is coagulated and the casein precipitated and dissolved, the milk turning a yellowish green. Potato shows a brown growth, which turns green when the surface is scraped.
Bacillus of bubonic plague. Syn. <i>B. pestis</i> . Kitasato. 1894.....	Purulent fluid from lymphatic buboes; sputum, lungs, and blood of cases of bubonic plague. Gram's stain negative.	Short rods or diplobacilli with rounded ends, often showing bizarre involution forms on 2% salt agar.	Forms round, elevated, moist colonies on gelatin and agar plate cultures.	Gelatin is not liquefied, forms a grayish white growth on glycerin-agar, forms a scum with downward stalactite formation on bouillon.
Bacillus bulgaricus.....	Present in maadzoun, yoghurt, zoolak and other sour milks of southeastern Europe.	Long, thick bacilli, often in chains and varying greatly in length. Positive to Gram's stain.	Colonies of whey-agar grayish white with filamentous periphery.	Gelatin not liquefied, milk coagulated, and acidulated grows best on whey media, milk, or bouillon containing a small block of sterile marble.
Bacillus, butter.....	Present in butter.	Resembles tubercle bacillus in size and acid-fast properties.	Forms moist, round, large colonies on agar in 24 to 48 hrs.	
Bacillus (mucosus) capsulatus. Syn. <i>B. of Friedländer</i> . <i>Bacterium pneumoniae</i> . Capsule <i>B. Friedländer</i> . 1883.....	Present in normal saliva, and in catarrhal and purulent inflammation of the upper air passages.	Short bacillus with rounded capsule, staining by capsule stains, and is negative to Gram's method.	On gelatin and agar plates, large, moist, gray colonies form which at times are very viscid.	Gelatin is not liquefied, milk is acidulated, a moist, viscid growth forms on agar and potato slants, and bouillon is clouded.
Bacillus coli (communis). Syn. <i>B. neapolitanus</i> , <i>B. cavicida</i> , and <i>B. pyogenes</i> . <i>Lebidus</i> . <i>Colon bacillus</i> . <i>B. of Escherich</i>	Intestines of all warm-blooded animals, polluted water, soil, and milk, and sewage.	Short, plump bacillus with rounded ends. Negative to Gram's stain.	Forms moist, gray elevated round colonies on gelatin and agar plates, black colonies on esculin bile agar, and red metallic colonies on Endo's agar.	Gelatin is not liquefied, but bubbles of gas often appear, milk is acidulated and coagulated, it forms a moist grayish growth on agar and potato, and bouillon is clouded.
Bacillus diphtheriae. Syn. <i>B. of diphtheria</i> . <i>Klebs</i> . 1883. <i>Löffler</i> . 1884.....	Respiratory tract of persons suffering from diphtheria.	Rather thin, long bacilli positive to Gram's stain. When stained by Löffler's or Neisser's stain the bipolar bodies, or meta-chromatic bodies stain a dark blue, the rest of the protoplasm staining a lighter color. It is thus recognized in diagnosis.	The colonies are flat and apronlike, and under the microscope are coarsely granular. On blood serum they are pearl-gray with the edges flattened and uneven.	Gelatin is not liquefied, growth in stab culture is beaded, on agar fine pin-point colonies, potato invisible growth. Milk is rendered faintly alkaline and then acid, the growth in bouillon is like fine grains, and not cloudy, and glucose bouillon is acidulated, thus differing from the pseudodiphtheria bacillus.

	SPORE FORMATION AND MOTILITY	AÉROBIC AND ANAÉROBIC GROWTH	BIOCHEMICAL FEATURES	PATHOGENICITY
Bacillus of bubonic plague, Syn. <i>B. pestis</i> , Kitasato, Yersin, 1894.....	Spore formation and motility negative.	Aérobe and facultative anaérobe.	Gas formation and indol negative.	Mice, rats, guinea pigs, rabbits, monkeys, dogs and cats develop purulent adenitis and bacteremia from subcutaneous injections. Human beings suffer in a similar manner, the infection being carried from the rat to the human being by means of the bites of fleas from the infected rats.
<i>Bacillus bulgaricus</i>	Spore formation and motility negative.	Aérobe and facultative anaérobe.	Forms about 3% of inactive or levorotatory lactic acid in milk.	Non-pathogenic. Is one of the organisms producing buttermilk.
Bacillus, butter.....	Spore formation and motility negative.	Aérobe.		Forms non-progressive local lesions resembling tubercles in guinea pigs. Not pathogenic for human beings.
Bacillus (mucosus) capsulatus, Syn. <i>B. of Friedländer</i> , Bacterium pneumoniae, Capsule <i>B. Friedländer</i> , 1883.....	Spore formation and motility negative.	Aérobe and facultative anaérobe.	Produces indol, and forms from 30% to 90% of gas in dextrose, and saccharose bouillon in the fermentation tube but no gas in lactose bouillon.	Produces a bacteremia in mice, and purulent inflammation of the upper air passages and occasionally otitis media, and meningitis in human beings.
Bacillus coli (communis), Syn. <i>B. neapolitanus</i> , <i>B. cavicola</i> , and <i>B. pyrogenes foetidus</i> , Colon bacillus, <i>B. of Escherich</i>	Spore formation negative, and some forms are sluggishly motile.	Aérobe and facultative anaérobe.	Forms about 50% of gas in dextrose, lactose, and saccharose bouillon, and produces indol in peptone solution.	Non-pathogenic for animals and men unless it escapes into the abdominal cavity, where it produces peritonitis. Also produces inflammation of the urinary passages, such as cystitis or pyelitis.
Bacillus diptheriae, Syn. <i>B. of diptheria</i> , Klebs, 1883, Löffler, 1884.....	Spore formation and motility negative.	Aérobe and facultative anaérobe.	Produces no indol, gas, or proteolytic enzymes, but forms a powerful soluble poison or toxin in such fluids as bouillon.	Pathogenic for rabbits, guinea pigs, horses and human beings. It produces a powerful soluble poison or toxin at the seat of local inoculation which causes all of the visceral lesions and general symptoms, the organisms remaining mainly at the seat of local infection.
Bacillus of Ducrey, Syn. <i>B. of soft chancre</i> , <i>B. chancræ molliis</i> , Ducrey, 1889.....	Spore formation and motility negative.	Aérobe.		Produces the soft chancre, or chancroid of venereal infection in man, and pure cultures produce similar lesions in monkeys and cats.

TABLE SHOWING IMPORTANT BACILLI PATHOGENIC FOR OR PRESENT IN HUMAN BEINGS—Continued

	HABITAT	MORPHOLOGY AND STAINING CHARACTERISTICS	APPEARANCE OF COLONIES ON PLATE CULTURES OR SPECIAL MEDIA	IMPORTANT CULTURAL CHARACTERISTICS
Bacillus of Ducrey. Syn. <i>B.</i> of soft chancre. <i>B.</i> chanceri mollis. Ducrey, 1889.....	Seropurulent exudate and tissues of the chancroid, or soft chancre.	Short, thick bacilli often occurring in chains.	Shining gray colonies about 1 mm. in diameter on blood agar.	
Bacillus dysenteriae. <i>B.</i> of dysentery. <i>B.</i> Flexneri. <i>B.</i> Shigae. Shiga, 1897.....	Stools and intestines of patients suffering from acute dysentery.	Short, plump bacillus with rounded ends. Gram's stain negative.	Gray, moist colonies resembling those of the typhoid bacillus.	Gelatin is not liquefied, agar shows moist grayish growth, milk slightly acidulated, potato delicate or distinctly brown growth, bouillon clouded.
Bacillus of glanders. Syn. <i>B.</i> mallei. Löffler, 1886.....	The chronic inflammatory nodules or infectious granulomata of "farcy" or glanders in horses and man.	Small bacilli with rounded or pointed ends. Stains poorly with anilin dyes, and best with methylene blue. Gram's stain negative.	Whitish transparent colonies on glycerin agar plates.	Gelatin is not liquefied, on blood-serum a moist, opaque, slimy growth develops, on potato a moist, yellow transparent growth later becoming reddish brown is characteristic. Milk is coagulated and acidulated, and bouillon clouded.
Bacillus influenzae. Syn. <i>B.</i> of influenza. Pfeiffer, 1892.....	The mucopurulent secretion from the respiratory tract in influenza.	Very small bacilli occurring singly or in pairs. Stains faintly with the anilin dyes, and is negative to Gram's method.	The colonies on blood agar form small, shining masses of a transparent appearance.	The organism does not grow on the usual culture media, but will develop on plain agar, glycerin agar, or serum thinly streaked with blood, as it requires hemoglobin.
Bacillus of Koch-Weeks. <i>B.</i> of epidemic conjunctivitis. Koch, 1883. Weeks, 1887.....	Conjunctiva and pus from epidemic conjunctivitis.	Similar to influenza bacillus.		Grows on serum agar or glycerin ascitic agar as moist, transparent, shining drops or points. Will not grow on usual media.
Bacillus leprae. <i>B.</i> of leprosy. Hansen, 1879.....	Leprous nodules of skin, nose, and nerve cells of leprosy.	Small, slender rods, positive to Gram's stain, and staining even after an acid. Acid-fast like tubercle bacillus.		
Bacillus of malignant edema. <i>B.</i> edematis maligni. Pasteur, 1877.	Present in the soil, polluted water, and subcutaneous edema of animals and man with malignant edema.	Long, thick bacilli staining by Gram's method with spores at end of rod.	Small transparent colonies on anaerobic plates of gelatin or glucose agar.	Gelatin is liquefied, and gas bubbles are formed.
Bacillus paratyphosus. Syn. Paratyphoid bacillus.	The intestines and blood of patients with paratyphoid infection.	Short bacillus with rounded ends resembling the typhoid bacillus. Gram's stain negative.	Large, moist, convex gray colonies resembling the typhoid bacillus.	Gelatin is not liquefied, bouillon is clouded, potato slight growth, agar moist filiform stroke culture.

	SPORE FORMATION AND MOTILITY	AÉROBIC AND ANAÉROBIC GROWTH	BIOCHEMICAL FEATURES	PATHOGENICITY
Bacillus dysenteriae. B. of dysentery. B. Flexneri. B. Shigae. Shiga. 1897.....	Spore formation and motility negative.	Aérobe and facultative anaérobe.	Indol and gas formation negative. The American type or B. Flexneri acidulates in an indole bouillotte, the Japanese or B. Shigae does not.	Animals can not be infected by the elementary tract but die from intravenous, intraperitoneal, and large subcutaneous infections. Is found in dysenteric inflammation of intestines of man.
Bacillus of glanders. Syn. B. mallei. Löffler. 1886.....	Spore formation and motility negative.	Aérobe.		In guinea pigs, horses, and human beings it produces small nodules which first infect the nasal mucous membrane forming ulcers, but later spread to the viscera. It is conveyed from horses to man and is usually fatal.
Bacillus influenzae. Syn. B. of influenza. Pfeiffer. 1892.....	Spore formation and motility negative.	Aérobe and facultative anaérobe.		Injected intravenously into rabbits it produces fever and dyspnea and in large doses death. Monkeys are also susceptible. In man it produces mucopurulent inflammation of the respiratory tract, pleurisy and pneumonia.
Bacillus of Koch-Weeks. B. of epidemic conjunctivitis. Koch. 1883. Weeks. 1887.....	Spore formation and motility negative.	Aérobe.		Non-pathogenic for animals. Produces a very infectious conjunctivitis in man.
Bacillus leprae. B. of leprosy. Hansen. 1879.....	Spore formation and motility negative.	Aérobe.		Is the cause of leprosy in man, being found in the tubercles of the skin, the conjunctiva, cornea, mouth, nose, larynx, and in the nerves and viscera.
Bacillus of malignant edema. B. edematis maligni. Pasteur. 1877.	Spore formation in end of rod. Motility active.	Anaérobe.	Forms gas in glucose bouillotte, and has a proteolytic ferment.	It produces a subcutaneous edema in mice, guinea pigs, rabbits, horses, sheep, cattle, pigs, chickens, pigeons, dogs and man.
Bacillus paratyphosus. Syn. Paratyphoid bacillus.	Spore formation negative, motility active.	Aérobic and facultative anaérobic.	Glucose positive for gas formation, lactose and saccharose negative. No indol.	The organism produces erosions of the intestine, or at times a bacteremia. The symptoms resemble typhoid fever, but the diluted serum agglutinates the paratyphoid bacillus.
Bacillus proteus. Syn. Proteus vulgaris. Hansen. 1885.....	Spore formation negative, motility positive.	Aérobic and facultative anaérobic.	Gas is formed in glucose and saccharose, but not lactose. Indol is formed in peptone solution.	The bacillus will produce bacteremia in the laboratory animals, and is a secondary invader in the dysenteries of children, and in the genito-urinary tract, sometimes producing bacteremia.

TABLE SHOWING IMPORTANT BACILLI PATHOGENIC FOR OR PRESENT IN HUMAN BEINGS—Continued

	HABITAT	MORPHOLOGY AND STAINING CHARACTERISTICS	APPEARANCE OF COLONIES ON PLATE CULTURES OR SPECIAL MEDIA	IMPORTANT CULTURAL CHARACTERISTICS
<i>Bacillus proteus</i> . Syn. <i>Proteus vulgaris</i> . Hansen, 1885.	Putrefying material, the intestines, water and secondary invader in dysentery and inflammations of the urinary tract.	Bacilli varying greatly in length and often showing twisted filaments. Gram's stain negative.	On gelatin and agar plates large spreading colonies of a moist gray color form, and the gelatin colonies rapidly liquefy the gelatin.	Gelatin is rapidly liquefied, milk is rendered alkaline and the casein is dissolved, bouillon is clouded, and the agar growth is gray, moist, and profuse.
<i>Bacillus tetani</i> . Syn. <i>Bacillus of tetanus</i> . Kitasato, 1889.	In the soil and the deep, penetrating wounds of patients suffering from tetanus.	Long, slender rods with rounded ends, which later form round spores at one extremity giving a drum-stick appearance. Gram's stain positive.	In anaerobic agar plate cultures a dense, central opaque mass with a transparent periphery.	Gelatin is slowly liquefied, and the stab in gelatin or agar is arborescent, bouillon is clouded. The cultures give off a disagreeable characteristic odor.
<i>Bacillus tuberculosis</i> . Syn. <i>Bacillus of tuberculosis</i> , tubercle bacillus. Koch, 1882.	Present in the sputum and feces of tuberculous patients and in the tuberculous lesions of the lungs, bones, joints, viscera, mucous and serous membranes and skin.	Slender, long rods with rounded ends, and often beaded. Stains by Gram's method, and is acid-fast, retaining a red dye after treatment by an acid, as in Ziehl-Gabbett stain.		The organism does not grow on the ordinary culture media, but on dog serum or Dorset's egg medium it forms an irregular, tenacious, yellowish growth. It forms a thick, white layer on 5% glycerin agar, and a thick irregular pellicle in glycerin broth. It will also grow on 5% glycerin potato.
<i>Bacillus typhosus</i> . Syn. <i>Bacillus typhi abdominalis</i> . Typhoid bacillus.	The intestines and blood of patients suffering from typhoid fever.	Short bacillus with rounded ends, rather plump, and often growing into long forms. It is negative to Gram's method.	The colonies on gelatin and agar are grayish, moist, convex round, large growths. They remain uncolored on Endo's medium, and form concentric rings on Hesse's semisolid agar.	Gelatin is not liquefied, milk is faintly acidulated, bouillon is clouded, on agar a moist, gray growth is formed and an invisible growth forms on potato. The organism does not reduce neutral red to a yellow color, but glycerin lactose agar is acidulated.

	SPORE FORMATION AND MOTILITY	AÉROBIC AND ANAÉROBIC GROWTH	BIOCHEMICAL FEATURES	PATHOGENICITY
Bacillus tetani. Syn. Bacillus of tetanus. Kitasato, 1889.	Spore formation and motility positive.	Anaerobic.	Gas is produced in sugar bouillon.	The organism is pathogenic for mice, rats, guinea pigs, rabbits, horses, goats, and human beings. It forms a powerful toxin at the seat of inoculation which produces the nervous symptoms and lesions.
Bacillus tuberculosis. Syn. Bacillus of tuberculosis, tubercle bacillus, Koch, 1882.	Spore formation and motility negative.	Aerobic.	The human type acidulates 5% glycerin bouillon, the bovine type does not.	The organism produces tuberculosis in cattle, hogs, and man, as well as the various laboratory animals. The usual lesion is a small granule called a tubercle, which later undergoes softening called caseation, which may cause the formation of cavities in the lungs. Any of the viscera may be affected.
Bacillus typhosus. Syn. Bacillus typhi abdominalis. Typhoid bacillus.	Spore formation negative, motility very active.	Aerobic and facultative anaerobic.	The bacillus does not produce gas in sugar bouillon or agar, and no indol is formed.	The organism produces ulcerations of the Peyer's patches usually in the ileum, and usually enters the circulating blood during the first week of typhoid fever. It may remain in the urine and feces during convalescence and rarely for years after an attack. Gives the agglutination test with the diluted serum of the patient.

- of stomach contents, see in appendix, page 904.
- Bacteriaceae** (bak'te-re-a'se-e). Migula's classification of the *Schizomycetes*, a group of fungi, comprising the genera, *Bacterium*, *Bacillus*, and *Pseudomonas*, or rods without flagella or organs of motion, rods with flagella distributed over the entire body, and polar flagella. They increase by transverse fission and spore formation.
- bacte'rial**, **bacte'rian**, **bacter'ic**. Of or pertaining to the bacteria or to the *Schizomycetes* of a group of fungi.
- bactericide** (bak-ter'is-id). Any agent destructive to bacteria, but usually applied to chemical agents. [Gr., *bakterion*, bacterium, + Lat., *caedere*, to kill.]
- bacteriemia** (bak-ter-i-e'me-ah). Syn.: *blood poisoning*, *septicemia*. The presence of bacteria in the blood. [Gr., *bakterion*, bacterium, + *aima*, blood.]
- bacter'iform**. See *bacteroid*.
- bacterin** (bak'te-rin). Same as bacterial vaccine.
- bacterina'tion**. Treatment by means of bacterins or bacterial vaccines.
- bacterin'ia**. The unfavorable action that occasionally follows the use of bacterial vaccines.
- bacte'rio-agglu'tinin**. See *bacteriohemagglutinin*.
- bacteriogenic** (bak-te're-o-jen'ik). Produced by bacteria. [Gr., *bakterion*, bacterium, + *genesis*, generation.]
- bacte'riohemagglu'tinin**. A hemagglutinin formed by the action of bacteria.
- bacteriohemolysin** (bak-te're-o-he-mo'lis-in). A hemolysin formed by bacteria.
- bacte'riolog'ic**, **bacte'riolog'ical**. Of or pertaining to bacteriology.
- bacteriol'ogist**. Anyone making a special study of bacteriology. The specialty is now subdivided among clinical, hygienic, surgical, milk, water, and other specialistic bacteriologists.
- bacteriol'ogy**. The science of bacteria. [Gr., *bakterion*, bacterium, + *logos*, understanding.]
- bacteriolysin** (bak-te-re-ol'is-in). A material produced in blood serum by the injection of such bacteria as the typhoid bacillus, which acts by dissolving and destroying the bacilli. This reaction is specific and is the result of the interaction of the amboceptor or immune body and the complement. [Gr., *bakterion*, bacterium, + *lysis*, solution.]
- bacteriolysis** (bak-te-re-ol'is-is). The dissolution or dissolving of bacteria by immune or normal sera, being caused by the joint action of the amboceptor and complement. [Gr., *bakterion*, bacterium, + *lysis*, solution.]
- bacteriolyt'ic**. Pertaining to the solution of bacteria.
- bacte'riopathol'ogy**. The study of bacteria in their relation to disease.
- bacterioplasm'in** (bak-te're-o-plas'min). Any of the toxalbumins or endotoxins, obtained from the tissue of the pathogenic bacteria by extraction.
- bacte'rioprecip'itin**. A precipitin pro-
- duced in the body by action of bacteria.
- bacte'riopro'tein**. The protein found as a constituent of bacteria, which often produces various symptoms and tissue changes characteristic of the particular bacterial infection, as tuberculin, from the *B. tuberculosis*. The endotoxins of the pyogenic bacteria and the typhoid bacillus are also of this description.
- bacte'riopur'in**. A pigment obtained from certain bacteria that is soluble in absolute alcohol. [Gr., *bakterion*, bacterium, + Lat., *purpur*, purple.]
- bacterioscopy** (bak'te-ri-os'kop-e). The microscopic study of bacteria. [Gr., *bakterion*, bacterium, + *skopein*, to inspect.]
- bacterio'sis**. A generalized bacterial infection.
- bacteriotherapy** (bak-te're-o-ther'a-pe). The treatment of infectious diseases by means of the injection of bacteria destroyed by heat, or various chemical agents. Its most successful application is made in the treatment of localized inflammation by means of carefully measured doses of dead pyogenic organisms, such as *Staphylococcus albus* or *aureus*. This is called the vaccine treatment. [Gr., *bakterion*, bacterium, + *therapeia*, medical treatment.]
- bacte'riotox'in**. 1. A toxin destructive to bacteria. 2. A toxin produced by bacteria.
- bacte'riotrop'ic**. A term used to describe the action of substances in the serum antagonistic to bacteria such as agglutinin, opsonins, and bacteriolyins. [Gr., *bakterion*, bacterium, + *tropos*, turning.]
- bacteriotro'pin**. A term introduced by Wright to describe such substances as agglutinins, opsonins, and bacteriolyins, which show an antagonistic action towards bacteria. [Gr., *bakterion*, bacterium, + *trepein*, to turn.]
- Bacte'rium**, pl., *ia*. A genus of microscopic fungi belonging to the class *Schizomycetes*, order *Bacteriaceae*. It includes all the forms with straight, inflexible, linear body and without flagella. Migula's classification into families is: *Coccaceae*, *Bacteriaceae*, *Spirillaceae*, *Chlamydobacteriaceae*, *Beggiatoaceae*. The so-called non-motile bacilli, such as *B. anthracis*, according to the classification of Migula, should each be called "bacterium", as *B. anthracis*. [Gr., *bakterion*, dim. of *bakteria*, a staff.]
- bacteriuria** (bak'te-re-u're-ah). The presence of bacteria in the urine, as typhoid bacilli in the urine during the attack and convalescence from typhoid fever. [Gr., *bakterion*, bacterium, + *ouron*, urine.]
- bacte'roid**. Resembling a bacterium; belonging to the bacteria or *Schizomycetes*. [Gr., *bakterion*, bacterium, + *eidos*, form.]
- von Baer's law of development**. The 1. that the progress of development is from the general to the special.
- bag**. Any saclike structure. **b. of waters**. That portion of the amniotic sac with its fluid which presents in the cervix uteri during the first stage of labor.
- Barnes' bag**. See under *Barnes*.
- ink bag**. A pyriform gland in certain mol-

luses, lying in or near the liver. It secretes a dark-colored fluid which the animal ejects when alarmed. [Early mid. Engl., *bagge*, bag, from old Fr., *bague*, sack.]

Bag'dad boil. See *Oriental sore*.

bal'ance. 1. An instrument for weighing. 2. Harmony in the performance of function. **b. experiment.** A term used in physiology to indicate those experiments in nutrition in which, by quantitative examination of the food, on the one hand, and the excretions or the heat given off, on the other, an attempt is made to draw a balance between the income to the body in matter or energy and the output of matter or energy, during the same period of time. [Lat., *bilanx*, *bi-*, twice, + *lanx*, scale.]

balan'itis. Superficial inflammation of the glans penis, generally associated with gonorrhea in cases where the prepuce is long. The prepuce is commonly affected also, therefore the term balanoposthitis is usually applied to this condition. [Gr., *balanos*, glans penis, + *itis*, inflammation.]

bal'anoid. Shaped like an acorn. [Gr., *balanos*, an acorn, + *eidōs*, resemblance.]

ba'lanoposthi'tis. Inflammation affecting both the glans penis and the prepuce. The varieties are: *diabetic b.*, *diphtheritic b.*, and *gonorrhoeal b.* [Gr., *balanos*, glans penis, + *posthe*, the prepuce, + *itis*, inflammation.]

Balantidium (bal-an-tid'i-um). A genus of *Protozoa* of the phylum *Ciliata* and the order *Heterotricha*, having an egg-shaped body, with the ventral and dorsal surfaces almost equally arched. **B. coli.** Syn.: *Paramecium coli*. A species with an oval body and cilia; found frequently in the large intestine of the pig and occasionally in the dejecta of man in cases of diarrhea, dysentery, and ulcer of the rectum. When present in large numbers, it may cause severe chronic diarrhea. **B. giganteum.** Syn.: *Nyctotherus giganteus*. A species found in the dejecta of typhoid fever patients. **B. minutum.** A species associated with diarrhea. [Gr., *balantidion*, a little bag.]

ball. 1. In anatomy, any rounded part, like the globe of the eye, the thickening of the palm at the root of the thumb or of the sole at the base of the great toe, etc. 2. A globular mass, as of cotton, etc., used for making applications, for supporting parts, etc. 3. In veterinary medicine, a bolus. **b. and socket joint.** See *enarthrosis*. [Old Fr., *balle*.]

balloon'ing. The filling of a cavity of the body with air or gas. [It., *ballone*, great ball.]

Ballo'ta, Ballo'te. 1. A Linnaean genus of labiate plants. 2. *Quercus b. Bal-lota nigra.* The stinking (or black) horehound; a perennial European herb. It was formerly employed in hysteria and as a substitute for the white horehound (*Marrubium vulgare*), also as a panacea for diseases of cattle. [Gr., *bal-lote*.]

ballotement (bal-lot-mon'). The rebound of the fetus, suspended in its amniotic fluid, to a push from the examiner's fingers. **external b.** is available in the later months of pregnancy and is practiced by imparting a sudden motion to the abdominal wall covering the uterus and feeling the rebound of the fetus or one of its extremities. **internal b.** can be practiced from the beginning of the fourth month. The patient is in the erect position. The physician inserts two fingers into the vagina and gives a sudden upward push to the lower uterine segment. The sensation imparted to the ends of the fingers by the fetus settling back after its upward excursion has been likened to that produced by a piece of ice rising out of a glass of water into which it has been suddenly driven. [Fr., *balloter*, to toss about (said of the action of the waves).]

balm. 1. *Melissa officinalis*. 2. See *balsam*. 3. Any costly, highly aromatic, or healing ointment. 4. An anodyne or soothing drug. **b. of Gilead.** Mecca balsam. [Lat., *balsamum*.]

balneol'ogy. The science of baths and bathing; also that of mineral springs. [Lat., *balneum*, bath, + Gr., *logos*, understanding.]

bal'neophysiol'ogy. The science of the influence of baths on the system; the physiology of bathing.

bal'neotech'nics. The art of preparing and administering baths.

bal'neotherapeu'tics. The treatment of disease by means of baths. [Lat., *balneum*, a bath, + Gr., *therapeia*, medical treatment.]

bal'sam. 1. A term originally applied only to balm of Gilead, but now extended to a number of substances more or less resembling that body, all of them being viscid, aromatic liquids which exude from growing plants, and which consist of a mixture of resin and a volatile oil. They are insoluble in water, partially soluble in ether, and wholly soluble in alcohol. On exposure to the air, they harden from oxidation and from the evaporation of the volatile oil. They are divided into two groups: (a) Those of a purely oleoresinous character, such as copaiba b., Mecca b., etc., commonly designated as oleo-resins in the U. S. Ph. (b) Those that contain cinnamic acid, such as b. of Peru, b. of Tolu, etc.; these alone are designated as balsams in the U. S. Ph. 2. A medicinal preparation resembling a natural b. in physical properties, especially one containing an oily ingredient. 3. A name applied to the *Impatiens balsamina*, the *Abies balsamea*, and other plants. **b. of Canada.** See *Canadian turpentine*, under *turpentine*. **b. of capivi.** See *copaiba*. **b. of Fioravanti.** See *balsamum Fioravanti*, under *balsamum*. **b. of fir.** See *Canadian turpentine*, under *turpentine*. **b. of Peru.** Peruvian b.; a b. obtained from *Toluifera* (*Myroxylon perei*), and perhaps also from the related species, *Myroxylon peruiferum*, growing in San

Salvador, Central America. It is sometimes used internally in affections of the respiratory and intestinal tracts, but is oftener employed externally as a stimulant and antiseptic dressing for ulcers and wounds and to cure scabies. **b. of storax.** See *storax*. **b. of Tolu.** A b. obtained from *Toluifera balsamum* (*Myrospermum toluiferum*), a tree growing in Venezuela, New Granada, and Peru. It is used like b. of Peru, and especially as an internal remedy in catarrhal affections of the respiratory tract, in the form of Syrup of Tolu [U. S. Ph.] and occasionally in the form of the tincture. **b. weed.** *Gnaphalium polycephalum*, also *Impatiens balsamina*. **b. wood.** The genus *Myroxylon* (*Myrospermum*). **Brazilian b.** See *copaiba*. **Cairo b.** See *Mecca b.* **Canada b., Canadian b.** See *Canada turpentine*, under *turpentine*. **Carthage b.** See *b. of Tolu*. **cicatrizing and antiseptic b.** Of J. Felix, a mixture of 4 parts of pure liquefied carbolic acid, 1 part of morphin hydrochlorid, 10 parts each of tincture of arnica and tincture of aconite, 25 of balsam of Peru, and 50 of glycerin; applied to malignant ulcers. **Egyptian b.** See *Mecca b. fir b.* See *Canada turpentine*, under *turpentine*. **friars' b.** See *tinctura benzoini composita*, under *benzoinum*. **gurjun b.** Wood oil, an oleoresin from *Dipterocarpus turbinatus*. It is said to be employed occasionally for adulterating *copaiba*. **Jesuits' b.** See *tinctura benzoini composita*, under *benzoinum*. **Jews' b.** See *Mecca b.* **Mecca b.** Syn.: *balm of Gilead* (or of *Mecca*, or of *Judea*). A balsam derived from the *Balsamodendron gileadense* (*Amyris gileadensis*) of Arabia Felix. It is still used as a tonic in the East. Probably the myrrh of the Bible. **Mexican b.** See *b. of Peru*. [Lat., *balsamum*, the balsam tree or its resin. Gr., *balsamon*.]

balsam'ic. Containing, resembling, or of the nature of balsam.

Balsamodendron. The balm tree, balsam tree. **B. ehrenbergianum.** A species closely related to *B. myrrha*, which was regarded by Berg as the true source of myrrh. According to Oliver and Hildebrandt, however, it is identical with *B. gileadense*. **B. gileadense.** The balsam tree of Arabia, from which Mecca balsam is obtained. **B. myrrha.** Liquid myrrh or *stacte*. **B. opobalsamum.** A variety of *B. gileadense*. [Gr., *balsamon*, balsam, + *dendron*, a tree.]

bal'samum. See *balsam*. **b. Fioravanti.** A synonym for the alcoolat de Fioravanti, preparations similar to which were formerly official under this title in a number of formularies. **b. peruvianum.** See *balsam of Peru*. [U. S. Ph.]. **b. toluatum.** See *balsam of Tolu*. [U. S. Ph.]. **b. traumaticum.** This may be substituted for the official compound tincture of benzoin. It consists of benzoin 40, storax 12.8, balsam of Tolu 12.8, balsam of Peru 64, aloes 3.2, myrrh

3.2, angelica root 1.6, alcohol to make 400. [N. F.]

band. 1. Any appliance or structure that encircles or constricts the body or a limb. 2. Any ribbon-shaped or cordlike structure that constricts, binds, or connects two or more portions of the anatomy. **amniotic b's.** B's of false membrane, sometimes formed on the inner surface of the amnion, and extending to or encircling certain portions of the fetus. By their contraction they may give rise to malformations. **anogenital b.** A transverse b. of integument, the rudiment of the perineum, which completes the division of the cloaca in the embryo. **axis b.** The primitive streak of Von Baer. **b. of Reil.** Syn.: *lateral internal fasciculus*. A triangular space on the lateral face of the crus cerebri, below the testes. **constricting b.** The intersegmental or intercellular substance at the nodes of Ranvier. **epithelial b.** A band in the embryo composed at first of a central band of polygonal cells, covered by a layer of columnar epithelium, extending the whole length of the jaws, from which the teeth are formed. **furrowed b.** A small b. or ridge of gray matter, connecting the uvula of the cerebellum with the amygdalae. **iliotibial b.** A thickening of the fascia running down the outer side of the thigh. **inferior vocal b's.** Syn.: *true vocal b's* (or *cords*). Two anteroposterior folds, one on each side of the internal surface of the larynx, at the lower extremity of the glottis, which by their varying degree of approximation and tension, govern the pitch of the voice. **inner b. of the colon.** A thick b. formed by the muscular coat extending along the inner aspect of the ascending and descending colon and the lower aspect of the transverse colon. **mesoblastic b.** A row of mesoblastic cells extending the whole length of the embryo. **moderator b's.** The columnae carnae of the ventricles of the heart in mammals, extending from the inner to the outer side of the cavity. **posterior b. of the colon.** Syn.: *posterior ligament of the colon*. A bandlike thickening of the muscular coat of the colon running along its attached border. **superior vocal b's.** Syn.: *false vocal b's* (or *cords*). Two lateral folds, one within each side of the larynx, at the upper extremity of the glottis. **supra-orbital b's.** The thickenings above and to the outer side of the eyes in the embryo. **vocal b's.** See *inferior vocal b's* and *superior vocal b's*. [Mid. Eng., *band*, a band.]

band'age. An appliance consisting wholly or in great part of muslin, linen, flannel, or other analogous fabric, employed for restraining, suspending, supporting, or compressing a part, or for retaining other applications in position. **b. of separate strips.** See *many-tailed b.* **Esmarch's elastic b.** A broad strip of rubber shirring or sheet rubber from 3 to 5 yards long, in the form of a roller b., together with a stout solid rubber cord

or strap having a chain at one end and a hook at the other; used for expelling the blood from a limb and as a tourniquet in bloodless amputations. **figure of eight b.** Any b. so applied that turns are made alternately around two different parts (e. g., the two shoulders), or at two different parts of a limb or the trunk, in the form of a figure of eight. **many-tailed b.** Syn.: *Scultetus's b.*, *b. of separate strips*. A b. consisting of a number of strips passed transversely under a limb or the trunk, one somewhat overlapping the one above or below it, according as the b. is to be applied from below upward or from above downward. Sometimes they are stitched to a longitudinal strip. The ends are brought together in front somewhat spirally, one overlapping the other, and the appearance when the application is completed is that of a spiral reversed roller. **plaster b.**, **plaster of Paris b.** An immovable b. in which the stiffening material is plaster of Paris. A roller b. of loose texture is prepared by rubbing dry plaster into its meshes; when it is to be applied, it is soaked in water; after its application, it is strengthened by applying a mixture of plaster and water of the consistence of cream. **reverse b.** A spiral b. in which with each turn the bandage is turned back on itself so as to aid adjustment to a larger or smaller portion of a limb. **roller b.** A strip of muslin, flannel, or other like material, wound from one or both ends in the form of a firm roll. The roll is called the *head*, and the free end the *tail*. **Scultetus' b.** See *many-tailed b.* **spica b.** A form of the figure of eight b., in which the turns of the two loops of the 8 encircle dissimilar or asymmetrical parts (such as the pelvis and the thigh) and are usually of unequal size. It derives its name from the fancied resemblance of its intersections to a spike of barley. **suspensory b.** A b. for suspending a part, especially the scrotum and testicles or the breast. **T-b.** A b. consisting of two separate strips fastened together in the form of the letter T, one for encircling a part (generally the waist or the hips) and the other to be secured by its free end to the former (generally after passing beneath the perineum); used for holding dressings in place.

Bandeloux's bed. An air b. with a vessel beneath for the collection of urine, the whole surmounted by a cradle covered with gauze.

banc. 1. Anything poisonous or destructive. 2. A name given to the "rot," a disease of sheep, in Somersetshire, England. [Ang.-Sax., *bana*.]

ban'ting cure, **ban'tingism.** A dietetic method of reducing corpulence, called after Mr. Banting, a London merchant, who followed it in his own case, under the direction of a surgeon, and published an account of it.

Ban'ti's disease. An affection characterized by chronically enlarged spleen with anemia, becoming complicated near the

end with cirrhosis of the liver and ascites.

[*Guido Banti*, Italian physician, living.]

Baptisia. A genus of leguminous herbs.

B. tinctoria. Syn.: *Sophora* (seu *Podalyria tinctoria*). Wild indigo, growing in dry places throughout the United States and Canada. All parts of the full grown plant, but especially the root and the bark, have emetic and cathartic properties. [Gr., *baptain*, to dye.]

bap'tisin. A glucosid obtained from *Baptisia tinctoria*. It has no special medicinal value.

baptitoxin (bap-ti-tox'in). A highly poisonous alkaloid obtained from *Baptisia tinctoria*. In small doses, it is tonic; poisonous doses cause death by asphyxia.

bar. 1. An inward prominence of the symphysis pubis, encroaching on the pelvic cavity. 2. Skeletal elements of a branchial arch. 3. When qualified by an adjective denoting a bone, the cartilaginous rod from which that bone is developed.

articulo-meckelian b. The cartilaginous structure from which the lower jaw is developed.

b. of the neck of bladder. See *interureteric b.*

hyoid b's. Reichert's cartilages, the skeletal elements of the hyoid branchial arch, the rudiments of the styloid processes.

interureteric b. A muscular ridge on the floor of the bladder, running between the orifices of the ureters. When made prominent by muscular contraction it may cause an impediment to urination. [Old Eng., *barre*, a rod.]

baranilin (bar-an'il-in). Any anilin boiling between 200° and 260°. [Gr., *barus*, heavy, + *anilin*.]

Barba'dos fever. See *yellow fever*, under *fever*.

barbaloin (bar-ba'lo-in). Aloin obtained from Barbados aloes. [*Barbados* + *aloes*.]

barba'ria, **barba'ricum.** Rhubarb.

bar'berry. See *Berberis*.

barber's itch. See *sycosis*.

barbiers (bar'be-ä). A nervous disease met with on the island of Réunion. [Arab., *bahr-bari*.]

Barcelona fever. See *yellow fever*, under *fever*.

baresthesiometer (bar''es-the-ze-om'et-er). An instrument for testing the sense of pressure in different parts of the body. It consists of a button at the end of a spiral spring which, as it is pressed upon, turns a registering needle on an index.

[Gr., *barus*, heavy, + *aisthesis*, perception, + *metron*, measure.]

baril'la. An impure sodium carbonate obtained by the incineration of various seashore plants. It occurs in hard, porous masses of grayish-blue color.

barite. See *barium sulphate*, under *barium*.

ba'rium. Syn.: *baryum*, *barytium*. A metallic element found widely distributed through the vegetable kingdom, usually under the form of the sulphate or carbonate. It is readily decomposed by water. Atomic weight 137.4. Symbol

Ba. **b. carbonate.** BaCO₃, used as a

- rat poison. **b. chlorid.** BaCl_2 , used in the test for sulphuric acid. It has been suggested for use, like digitalis, in veterinary practice. **b. hydrate.** Syn.: *b. hydroxid.* $\text{Ba}(\text{OH})_2$ + aqua, used in the test for carbon dioxide. **b. iodid.** Has been used like potassium iodid. **b. oxid.** BaO , a dehydrating agent. **b. peroxid.** BaO_2 , used in the preparation of hydrogen peroxid. **b. sulphate.** Syn.: *barite.* BaSO_4 , the characteristic insoluble b. compound employed to identify b. **test solution of nitrate of b.** A solution used for chemical testing, consisting of b. nitrate, 1 part dissolved in 20 parts of water [U. S. Ph.]. [Gr., *baris*, heavy, on account of the high specific gravity of barium sulphate.]
- bark.** The external tissue in trees, sheathing the woody cylinder of which the stem and root are composed. The word is often used without qualification to denote Peruvian b. or cinchona b. **Jesuits' b.** A name given to cinchona b. because introduced generally throughout Europe by the Jesuits. **peruvian b.** A synonym for cinchona b., frequently used by older writers. **peruvian calasaya b.** See *Cinchona*. **quilled b.** Cinchona b. rolled into the form of a quill. **red b.** Red cinchona b. **royal b.** See *Cinchona*. **rusty b.** See *pale cinchona b.*, under *Cinchona*. **white b.** An inferior quality of cinchona b., with soft white epidermis, found on the Pacific coast of South America. [Dan. & Swe., *bark*.]
- barley.** The genus *Hordeum*; also the grain derived from plants of that genus.
- b. water, decoction of b.** See *decoction hordei*, under *hordeum*. **patent b.** B. meal made from pearl b. **pearl b., pearly b.** [U. S. Ph., 1870; Br. Ph., 1885.] B. deprived of its coverings and made round and smooth by grinding. [Ang.-Sax., *baeric*, from *bere*.]
- Barlow's disease.** Infantile scurvy. See *scurvy*. [Sir Thomas Barlow, London physician, born 1845.]
- barm.** Yeast. [Ang.-Sax., *beorma*.]
- Barnes' balloons, bags, or dilators.** Fiddle-shaped rubber bags, with reinforced walls fitted with a tube and stop-cock. They may be introduced into the os of the pregnant uterus and gradually filled with water to dilate the cervix. **B's curve.** A segment of a circle whose center is the promontory of the sacrum. [Robert Barnes, London obstetrician, 1817-1907.]
- barograph** (bar'o-graf). An instrument which registers the atmospheric pressure. [Gr., *baros*, weight, + *graphein*, to record.]
- barometer** (bar-om'et-er). A term (first used by Boyle, in 1664 or 1665) applied to any instrument for ascertaining the pressure of the atmosphere, i. e., the weight with which it presses upon the earth's surface at any given point. There are two chief sorts of b's. [Gr., *baros*, weight, + *metron*, a measure.]
- bar'oscope.** 1. A barometer. 2. An instrument for demonstrating the upward pressure of liquid and gaseous media upon solid bodies suspended in them. [Gr., *baros*, weight, + *skopein*, to view.]
- Baros'ma, Baryos'ma.** A genus of rutaceous plants. **B. betulina.** A South African shrub furnishing buchu. **B. crenata.** Syn.: *Diosma crenulata*, seu *odorata*. The buchu bush, growing at the Cape of Good Hope. It furnishes the short buchu of commerce. **B. serratifolia.** Syn.: *Diosma serratifolia*. A South African shrub. It furnishes the so-called long buchu. [Gr., *baryosmos*, having an oppressive odor.]
- baros'min dios'min.** A bitter glucosid occurring in buchu.
- bar'ren.** Said of a woman bearing no children; without issue; of male animals, sterile. Of trees or plants, without fruit or seed. [Old Fr., *barain*, fem., *baraine*.]
- Bartholin's duct.** An occasional large duct of the sublingual salivary gland, running beside Wharton's duct and opening with it. **B's gland.** 1. The vulvo-vaginal gland. 2. A subdivision of the sublingual gland. [Kaspar Bartholin, Danish anatomist, 1585-1629.]
- Bartonella bacilliformis.** The parasite found in the blood and viscera of cases of oroya fever.
- baryglos'sia.** Slow, thick speech. [Gr., *barys*, heavy, + *glossa*, tongue.]
- baryla'lia.** Indistinct speech. [Gr., *barys*, heavy, + *lalia*, speech.]
- baryta** (ba-re'tah). Barium oxid. List of poisons and their antidotes, see in appendix, page 938. [Gr., *barytes*, heaviness.]
- barytium.** See *barium*.
- bar'ium.** See *barium*.
- ba'sad.** Toward the basal aspect.
- ba'sal.** Pertaining to, situated at, or forming the base; fundamental, underlying. In dentistry, a term used to express the floor of cavities in the grinding surfaces of the molar and bicuspid teeth. **b. plate.** A term used in embryology to signify the superficial portion of the decidua. [Lat., *basilis*, fr. Gr., *basis*, base.]
- basculation** (bas-ku-la'shun). Swinging a retroverted uterus into its place. [Fr., *basculer*, to swing.]
- base.** 1. In general the underlying, fundamental, or lower part of a structure. 2. In chemistry, any chemical element or substance which has the property of forming a salt with an acid. 3. In dentistry, that portion of an artificial denture that covers the roof of the mouth or upper jaw to which the artificial teeth are attached. **animal b.** A ptomain or leuko-main. **hexone b's.** The three ammoniacs, lysin, hestidin, and arginin, which have marked basic properties. [Gr., *basis*, foundation.]
- Ba'sedow's disease.** Exophthalmic goiter. Hyperthyroidism. [Karl A. von Basedow, German physician, 1799-1854.]
- base'ment mem'brane.** A thin membrane, situated beneath the secreting glands of a mucous membrane.
- Bash'am's mixture.** Liquor ferri et am-

monii acetatis. [*William Richard Basham*, English physician, 1804-1877.]

basi- or **basio-**. Combining form of *Gr.*, *basis*, a base, used to signify of or pertaining to the base or body of any organ.

ba'sic. Relating to a base of any kind. In chemistry, pertaining to, or having the properties of a base; of salts, containing an excess of the b. constituent. **b. acetates**. See under the names of the *acetates*. The most important b. acetates are those of aluminium, iron, and lead.

basichromatin (ba-sik-ro'mat-in). The name given to the chromatin in the nucleus to indicate its special affinity for basic dyes.

basicity (ba-sis'it-e). 1. The quality of being a base. 2. The combining power of an acid. The degree of basicity is expressed by a number indicating the number of hydrogen atoms replaceable by a base. Acids and salts of a b. of one, two, three, and four are called respectively monobasic, dibasic, tribasic and tetrabasic.

bas'ilad. Toward the base or the "basilar aspect."

bas'ilar, bas'ilary. Pertaining to, or constituting, or springing from the base of anything: The prominent median anterior process of the occiput, articulating with the sphenoid. See *table of arteries under artery*. [*Lat.*, *basilaris*.]

basilem'ma. A basement membrane. [*Gr.*, *basis*, a base, + *lemma*, peel.]

basil'ic. Royal (applied to certain veins, to denote their supposed importance). [*Gr.*, *basileus*, king.]

basil'ysis. The operation of breaking or cutting up the bones forming the base of the fetal skull as a final step in craniotomy. [*Gr.*, *basis*, base, + *lysis*, a breaking up into pieces.]

bas'ylst. An instrument devised by A. R. Simpson for performing basilysis. It bears a general resemblance to Thomas's perforator, but the shaft is split to the end of the screw, forming two blades of equal size and shape.

bas'in. 1. A shallow vessel wider than deep and with sloping sides. 2. The pelvis. 3. The third ventricle of the brain. [*Old Fr.*, *basin*.]

ba'sion. A point situated in the median line of the base of the skull at the anterior border of the foramen magnum. [*Gr.*, *basis*, base.]

ba'siotribe. An instrument devised by Tarnier for breaking up the base of the fetal cranium in cephalotripsy; consisting of a heavy perforator with a conical-screw point, and of two blades like those of a cephalotribe, either or both of which may be attached to a pivot on the perforator after the latter has been engaged in the base of the skull. [*Gr.*, *basis*, base, + *tribein*, to crush.]

ba'siotripsy. Basilysis.

basiphobia (bas-i-fo'be-ah). A phobia of walking. [*Gr.*, *basis*, a stepping, + *phobos*, fear.]

ba'sis. In pharmacy, that ingredient

which either is the most important medicinally or determines the consistence and other general characters of the product.

b. cerebri. The inferior surface of the brain. **b. cordis**. The base of the heart; the broad upper part of the organ. **b. coronae radiatae**. The upper portion of the crus cerebri at the point where the radiation of fibers termed the corona radiata begins. **b. corporis striati**. A term applied by Berenger to the anterior extremity of the corpus striatum. **b. cranii**. The lower portion of the skull. **b. cranii externa**. The exterior of the base of the skull. **b. cranii interna**. The inner surface of the base of the skull, comprising the anterior, middle, and posterior fossae. **b. linguae**. The base of the tongue; the broad lower portion which is attached to the hyoid bone and the thyroid cartilage. **b. mandibulae**, **b. maxillae inferioris**. The body, or horizontal portion, of the inferior maxilla. **b. nasi**. The base of the nose. **b. orbitae**. The anterior aperture of the orbit. **b. patellae**. The upper edge of the patella. **b. pedis**. The sole of the foot. **b. pedunculi cerebri**, **b. pedunculorum**. See *crura cerebri*, under *crura*. **b. prostatae**, **b. prostatica**. The base of the prostate gland; that portion which rests upon the rectum. **b. sacri**. The thick upper portion of the sacrum. **b. scapulae**. The inner (vertebral) border of the scapula. **b. vesicae urinariae**. The base or floor, of the bladder. [*Gr.*, *basis*, foundation, base.]

bas'ket cell. A type of multipolar ganglion cell, found in the outermost gray or molecular layer of the cerebellum, whose long nerve process gives off at intervals towards the interior delicate branches which form a basketlike network around the bodies of Purkinje's cells. [*Lat.*, *bascauda*.]

Basle anatomical nomenclature. A list of Latin terms in anatomy adopted by the German Anatomical Society at its meeting in Basle, Switzerland, in 1895. The terms are inserted in this dictionary after the sign [B. N. A.].

basophil (ba'so-fil). 1. A basophilic element. 2. Basophilic.

basophilic (ba-so-fil'ik). Stainable by basic dyes rather than acid, a term applied to various cells designating their mode of staining. [*Gr.*, *basis*, a base, + *philein*, to love.]

Bassi'ni's operation. An o. for the cure of hernia by effecting firm union of the walls of the canal through which the hernia passed, and then making a new canal by uniting the edges of the rectus and the internal oblique muscles and joining thereto the transversalis fascia and Poupart's ligament. The cord is covered by the external oblique, when it is sutured to Poupart's ligament. [*Eduardo Bassini*, Italian surgeon, living.]

bas'sorin. 1. A substance belonging to the class of vegetable mucilages, derived from Bassora gum tragacanth and other sorts of gum. 2. A generic name for all

vegetable mucilages. [From *Bassora*, whence the gum contained is exported.]

bast. The fibrous portion of the bark of various trees. [Ang.-Sax., *baest*, lime tree.]
bas'tard. 1. Illegitimate child. 2. Inferior in quality or grade. [Old Fr.]

bata'tas. See *Ipomea*.

bath. 1. The act or process of bathing; the entire or partial immersion of the body in a semisolid, liquid, or gaseous medium, for cleansing, refreshing, or medicinal purposes. 2. A tub or other reservoir used for the purpose of bathing. 3. In pharmacy, a preparation designed for medicinal application by bathing, consisting generally of certain designated ingredients to be mixed with water at the time of using. When no other ingredient is mentioned, water is intended. 4. In chemistry, a medium, such as sand, water, oil, etc., by which a substance to be heated is surrounded, either immediately or in a proper receptacle. **air b.** A b. in which the body is exposed to air of any desired density, temperature, etc. **alcohol vapor b.** A b. consisting of the vapor arising from alcohol. **alternating b.** The bathing of a person alternately with water of a temperature above 98° F. and cold water. **artificial Nauheim b.** A b. in imitation of the natural waters of Nauheim, prepared by adding substances that will generate free carbonic acid, such as sodium carbonate and a mineral acid. **blanket b.** A b. used in nephritis to induce perspiration. **bog b.** A b. containing a mixture of bog earth and warm water. **Brand b.** The systematic giving of baths at the temperature of the room every three hours, so long as the rectal temperature is 103° F. or over, as in typhoid fever [Ernst Brand, German physician, 1827-1897]. **carbonic acid b.** **carbonic b.** A b., natural or artificial, containing free carbonic acid. **cold air b.** Exposure of the body to cold air. **cold b.** A bath of water at a temperature between 10° and 21° C. (50° and 70° F.). **cool bath.** A b. of a temperature between 20° and 25° C. (68° and 77° F.). **douche b.** See *douche*. **drip b.** See *sheet b.* **dry air b.** See *hot air b.* and *Turkish b.* **eastern b.** See *Turkish b.* and *Egyptian b.* **Egyptian b.** A variety of the Turkish b., in which the temperature is gradually raised and then gradually lowered to the initial point. **electric b.** 1. A b. in which the water, or other material of the b., and the patient's body are included in the circuit of a galvanic current. 2. A b. in which an electric current is generated by the chemical decomposition of the constituents of the b. **electric light b.** A b. in which the body is subjected to the direct rays of electric light from incandescent lamps arranged in a cabinet. **emollient b.** A b. which exerts an emollient action on the skin, such as an herb b., starch b., malt b., or bran b. **Finnish b.** A b. resembling the Russian b., but of higher temperature. **foot b.** A b. for the feet only. **galvanic b.**

See *electric b.* **gas b.** A b. in which a gas is applied to the surface of the whole or part of the body, or to a mucous tract. **half b.** A b. for the hips and lower extremities. **hip b.** See *sitz b.* **hot air b.** A b. consisting of air heated to any desired temperature and confined in a suitable cabinet or beneath the bed coverings. **hot b.** A b. of a temperature exceeding 37° C. (98.6° F.). **hydrostatic b.** A form of the permanent b. **Indian b.** A Turkish b. in which massage is combined with the action of heated vapor. **irritant b.** A b. which causes irritation of the surface, e. g., the mustard b. **marine mud b.** A b. in the mud from sea beaches, collected and applied with friction; used especially in Scandinavia. **Mexican steam b.** A form of vapor b. used in Mexico. **mud b.** The application of mud precipitated from certain mineral springs, containing the salts of the latter, as well as various minute animal and vegetable organisms, or else mud from peat-like deposits. **Nauheim b's.** B's of the natural gaseous waters of Nauheim. The term is often used of any CO₂ baths for the treatment of heart disease. **oxygen b.** A gas b. consisting of oxygen; used in place of CO₂ in the treatment of heart disease. Also a water b. charged with oxygen gas. **permanent b.** A b. intended for application for an indefinite time. **reducing b.** A b. for reducing the temperature of the body. **Roman b.** The systematic succession of warm, hot, and cold baths with passive exercise, in use among the ancient Romans. **Russian b.** A form of vapor b. consisting of exposure to hot steam, accompanied by friction with soap, massage, etc.; then a cold b., after which the patient returns to the steam. This alternation is repeated several times. **sand b.** 1. A b. of sand, usually heated to 118.4°-122° F. for a general b., and to 122°-132.8° F. for a partial b.; used as a diaphoretic. 2. In chemistry, a b. consisting of fine dry sand, used for immersing retorts, etc., which are to be heated gradually to a comparatively high temperature. **sheet b.** Cold affusion with the body wrapped in a sheet. **shower b.** A form of b. in which water is projected or made to fall on the body in a shower of drops. **sitz b.** Syn.: *hip b.* A partial b. in which the hips are immersed. **sponge b.** A b. applied with a sponge, combining the effects of muscular effort and friction with those of water. **steam b.** 1. See *vapor b.*, *Russian b.* and *Mexican steam b.* 2. In chemistry, a bath for heating substances by suspending them in steam. **stimulating b.** A b. containing aromatic, astringent, or tonic ingredients, supposed to stimulate the part immersed. **sulphureted mud b.** A b. consisting of mud deposited from sulphurous springs which contain sulphur compounds. **sun b.** Exposure of the naked body to the more or less prolonged action of the rays of the sun. **sweat b.** Any

b. designed to produce sweating, especially the Turkish and Russian b's. **tank b.** A b. taken in a large tank or basin, in which a number of persons bathe at once. **temperate b.** A b. of a temperature between 77° and 86° F. **tepid b.** A b. of a temperature of 86° to 91.4° or 95° F.; intermediate between the warm b. and the temperate b. The two terms, temperate b. and tepid b. are often applied indiscriminately to b's of any temperature from 77° to 95° F. **tub b.** A b. taken in a tub of suitable size to receive the whole body or a part of it to be bathed. **Turkish b.** One of the modern forms of the ancient Roman b. The bather passes through gradually increasing temperatures, accompanied by massage, until he reaches 176° F., where he sweats profusely. After this he passes through gradually decreasing temperatures, accompanied with douching and rubbing until 70° F. is reached, when he is dried and reclines for a time on a couch. **vacuum b.** The treatment of a portion of the body by subjecting it to the action of a partial vacuum. **vapor b.** A b. in air charged with vapor and usually of a very high temperature. **warm b.** A b. of a temperature of 33°-40° C. (91.4°-104° F.). **water b.** 1. A b. composed of water only. 2. In chemistry, a b. consisting of water for immersing bodies to be heated to a temperature not above the boiling point of water. [Ang-Sax., *baeth.*]

bathmism. The vital energy leading to growth. [Gr., *bathmos*, a step.]

bathmotropic (bath-mo-tro'pic). The term applied by Engelmann to a hypothetical variety of nerve fiber going to the heart, which is supposed to affect the irritability of the cardiac muscle in the way of an increase (positive bathmotropic action) or a decrease (negative bathmotropic action). [Gr., *bathmos*, threshold, + *trepein*, to turn.]

bathoph'bia. A fear of high objects. [Gr., *bathos*, height, + *phobos*, fear.]

bathyanesthesia (bath'e-an-es-the'ze-ah). Loss of deep pressure sensibility. [Gr., *bathys*, deep, + *anesthesia*.]

batracoplasty (bat'rak-o-plas-tee). An operation for the cure of ranula. [Gr., *batrachos*, frog, + *plassein*, to mold.]

bat'arism, battarismus (bat'ar-ism, bat-ar-is'mus). Stuttering with inability to pronounce the aspirated *r*. [Gr., *battarismos*, a stuttering.]

bat'tery. Galvanic or faradic battery. An apparatus for generating voltaic electricity, consisting of a pile or series of plates of copper and zinc or of any materials susceptible of galvanic action. **dry b.** One in which the plates or elements are in a dry medium such as chlorid of silver. **faradic b.** One in which the current of electricity is passed through an induction coil made of insulated copper wire. **storage b.** Syn.: *secondary* or *galvanic accumulator*. A galvanic b. with lead plates as electrodes and dilute sulphuric acid as the electrolyte. It must

first be charged by passing an electric current through it for a number of hours. Lead oxid collects on one plate and spongy lead on the other. It can then be used at any time to give a current of 2+ volts until the stored electricity is all given off, when it must be charged again. **wet b.** One in which the elements are immersed in a fluid such as weak sulphuric acid.

Batthey's operation. Removal of the normal ovaries to induce an artificial menopause. Formerly used in the treatment of fibroid tumors of the uterus. [Robert Batthey, American surgeon, 1828-1895.]

bat'tledore placen'ta. A placenta in which the umbilical cord is inserted in the margin.

Baudelocque's diameter (böd-loks'). The external conjugate diameter of the female pelvis. [Jean Louis Baudelocque, Paris obstetrician, 1745-1810.]

Baumé (bo-mä'). A chemist, who constructed a hydrometer named after him.

B. hydrometer. A hydrometer which has its scale graduated so that the zero point indicates the density of pure water and the 10 point of the scale indicates the density of a 10 per cent. salt solution. Upon this basis the point 666 of the scale indicates the density of 100 per cent. sulphuric acid.

bav'arol. A certain proprietary tarry disinfectant.

bay rum. A perfumed spirit containing oil of bay. See *spiritus myrciæ* under *Myrciæ*.

ba'zin. Molluscum contagiosum.

bdellium (del'le-um). A myrrhlike exudation from several buseraceous plants; also, from *Dioscorides*, the plant itself. B. is occasionally used as an ingredient of plasters. **African b.** An exudation from *Balsamodendron africanum*. **Arabian b.** A variety of Indian b. brought from Arabia. [Gr., *bdellion*.]

bead. A small ball, drop, or bubble; in blowpipe analysis, a globule of molten matter. **Lovi's b's, specific gravity b's.** Small hollow glass spheres of different degrees of buoyancy; used to ascertain the specific gravity of liquids. Each b. is numbered, and the number marked on the heaviest b. that floats in the liquid examined indicates its specific gravity.

beak. 1. The bill, or nib, of a bird, also any analogous structure in an animal. 2. Any pointed end resembling a bird's. 3. The tube or spout of a retort or other similar vessel. **b. of the calamus scriptorius.** Its lower extremity, or re-entrant angle. **b. of the corpus callosum, b. of the encephalon.** The splenium, or posterior end, of the corpus callosum. **b. of the sphenoid bone.** See *rostrum sphenoidale*. **coracoid b.** The b. of the coracoid process of the scapula. [Old Eng., *becke*.]

Beale's spiral fiber. See *spiral f.* under *fiber*.

bean. The common name for the genus *Faba*, its fruit (pod), and the seed of the

fruit; also applied generically to any seed resembling that of *Faba*. **buck-b.** *Menyanthes trifoliata*. **calabar b.** *Physostigma venenosum*. **castor b.** The seed of *Ricinus communis*. **chocolate b.** *Theobroma cacao* and its seed. **ordeal b. of Old Calabar.** *Physostigma venenosum*. **Saint Ignatius's b.** The seed of *Strychnos ignatia*. It contains strychnin [U. S. Ph., 1880]. [Ang.-Sax., *bean*.]

beat (bêt). A stroke, a pulsation, as of the heart or an artery. **apex b.** The impulse of the apex of the heart against the wall of the chest.

beebe'erin. An alkaloid, $C_{19}H_{21}NO_3$, found in the bark of *Nectandra rodioei*; once suggested as a substitute for quinin. [Lat., *beberina*.]

Beck's treatment of sinuses with bismuth vaselin paste. E. G. Beck dries a sinus or an abscess cavity with a strip of gauze and injects into the cavity with a syringe a paste made of one part bismuth subnitrate (free from arsenic) and two parts of boiled sterilized vaselin, which has been cooled to $110^{\circ} F.$, or less. The method has been used successfully, both in diagnosis with the x-ray and in treatment.

Bequerel's disk (bek-rels'). An apparatus composed of two thin plates of copper, soldered to a rod of bismuth contained in a small tube of hard rubber. **B's rays.** R's of light given out by uranium salts after exposure to the sun. [*Antoine Henri Bequerel*, French physicist, 1852-1908.]

bed. 1. An article of furniture for sleeping on. 2. A structure on which another structure rests (e. g., the matrix of the nail) or in which it is imbedded (e. g., the parts immediately surrounding a tumor). **air b.** A b. similar to the water b., but distended with air instead of water. **Bandeloux's b.** An air b. with a vessel beneath for the collection of urine, the whole surmounted by a cradle covered with gauze. **b. swing.** An apparatus resembling a hammock for swinging a patient clear of the b. **hydrostatic b.** See *water b.* **protection b.** A crib for confining maniacs in the recumbent posture. **stomach b.** The hollow on which the stomach lies, composed of the left border of the diaphragm, the left suprarenal capsule, the greater surface of the spleen, the anterosuperior surface of the pancreas and the transverse mesocolon and colon. **water b.** A b. consisting of a rubber sac filled with water; designed to equalize the pressure due to the weight of the body. [Ang.-Sax., *bedd*.]

bedbug. *Cimex lectularius*. A parasitic insect about 3 mm. long, oval in shape, of a white or brown color and giving off a peculiar odor when crushed. Its bite produces a wheal with a central hemorrhagic point and great itching.

bed'lam. A noisy place, as in an asylum. [A colloquial contraction of "Bethlehem" Insane Asylum in London.]

bedsore. Decubitus. An ulceration oc-

curring on a part of the body exposed to pressure as in a patient confined to bed in one position for a long period of time.

beef-es'sence. See *b.-tea*. **b.-extract.** A brown extract-like mass, readily soluble in water; made, according to Liebig, by boiling minced lean meat with water, removing the fat and gelatin, and evaporating on a water-bath to the consistence of an extract. **b.-tea.** A seasoned decoction of beef.

beer. A fermented alcoholic beverage, made from an infusion of malt, generally barley malt, and hops. The fermentation is generally brought about by the addition of brewer's yeast. It contains about 4 per cent. alcohol, 1 per cent. sugar, 3 per cent. dextrin, 0.7 per cent. proteins, with small amounts of glycerin, lactic acid, and inorganic salts.

Beer's operation. 1. An o. for artificial pupil, in which an incision was made in the cornea with a narrow lance knife, the iris was seized with a sharp hook, drawn out of the wound, and cut off close to the cornea with curved scissors. In cases of closed pupil Beer made a flap incision in the cornea, pulled out the iris with a hook, and cut off the apex of the pouch, thus leaving a round pupil. 2. Iridotomy by introducing a narrow lance knife or Beer's cataract knife through the margin of the cornea into the anterior chamber, and dividing the iris transversely for a distance of 3 or 4 mm. The divided radial fibers cause a gaping of the wound, and thus an elongated pupil is formed.

bees'wax. A wax derived from honey-comb, composed of a mixture of ceratinic acid ($C_{25}H_{51}-COOH$) and the myricylic ester of palmitic acid ($C_{15}H_{31}-CO.O.-C_{30}H_{61}$).

Beggiatoa (bej-e-ah-to'ah). A genus of the *Schizomyces* and of the family *Beggiatoaceae*, consisting of long, straight, unbranched filaments, which in the swarming stage are sometimes spiral, thicker than in the allied genus, *Leptothrix*, and are also distinguished by their containing sulphur in the form of strongly refracting granules and by not being surrounded by an enclosing sheath. They are motile by means of an undulating membrane. The *Beggiatoae* possess the property of decomposing sulphur compounds with the evolution of hydrogen sulphid. They occur in both running and stagnant water which receives sewage or other refuse, in sulphur springs, upon mud, and upon animal and vegetable bodies. **B. alba.** 1. A species found in the waste water from sugar manufactories, tanneries, etc., and in sulphur waters, forming a white or yellowish white layer (the *barégine* or *glairine* of the French); in the adult state also found upon decomposing water plants and dead insects. The filaments vary in thickness from 1 to 5 μ . They increase by division. 2. Var. *marina*. Syn.: *B. Oerstedtii*. A variety of *B. alba* distinguished from the ordi-

nary kind by its occurrence in sea water, and by its smaller size (thickness only 2μ). **B. arachnoidea**. A species occurring in swamp and sulphur waters forming thick jointed motile rods. **B. mirabilis** [Cohn]. A species occurring as a white layer in sea water, in sea mud, and on marine plants and decomposing animal substances, distinguished by its very great size. By septation, it is converted into almost isodiametric particles. **B. roseopersicina**. A species found frequently in excavations and pools, forming a red or violet covering. The filamentous form is like that of *B. alba*, and is distinguished from it only by its red color, due to the presence of bacteriopurpurin. [From the name of *F. S. Beggiano*, an Italian botanist.]

Behring's law. The blood and serum of an immunized subject will confer immunity when injected into another.

be'la. Syn.: *Aegle marmelos*, *belaefructus*. Bael fruit; the half-dried unripe fruit of the *Aegle marmelos*; used as a remedy for dysentery and diarrhea.

belladonna. Deadly nightshade (*Atropa b.*). List of poisons and their antidotes, see in appendix, page 938. **b. folia** [U. S. Ph., Br. Ph.]. The leaves of *Atropa b.*, collected before or during the time of flowering; they contain much atropin, though not so much as the root. **b. fruit**. The berries of *Atropa b.* They resemble cherries in appearance and color, and are highly poisonous. **belladonnae radix** [U. S. Ph., Br. Ph.]. B. root. **b. root**. [U. S. Ph., Br. Ph.]. The root of *Atropa b.* It contains varying amounts of atropin. **emplastrum belladonnae** [U. S. Ph., Br. Ph.]. B. plaster. That of the U. S. Ph. is prepared from extract of belladonna leaves. **extractum belladonnae foliorum** [U. S. Ph.]. Must contain 1.4 per cent. of the mydriatic alkaloids. **extractum belladonnae liquidum** [Br. Ph.]. An extract of belladonna root containing 0.75 per cent. of belladonna alkaloids. **extractum belladonnae viride** [Br. Ph.]. An extract prepared from the fresh leaves and young branches of belladonna. **fluid extractum belladonnae radicis**. [U. S. Ph.]. Should contain 0.5 per cent. of the mydriatic alkaloids. See *extractum belladonnae liquidum* [Br. Ph.]. **linimentum belladonnae** [U. S. Ph., Br. Ph.]. B. liniment made by dissolving 5 parts of camphor in 95 of fluid extract of b. root [U. S. Ph.]. The belladonna liniment of the Br. Ph. contains somewhat less b. than the U. S. Ph. preparation. **tinctura belladonnae** [Br. Ph.]. **tinctura belladonnae foliorum** [U. S. Ph.]. A tincture of belladonna leaves which must assay 0.035 per cent. of mydriatic alkaloids. **unguentum belladonnae** [U. S. Ph., Br. Ph.]. An ointment made by mixing 10 parts of alcoholic extract of b. with 5 of diluted alcohol and incorporating with benzoated lard and hydrous wool-fat [U. S. Ph.], or by mixing liquid extract of belladonna with benzoat-

ed lard [Br. Ph.]. [Ital., *bella*, beautiful, + *donna*, lady.]

belladonnin. An uncrystallizable alkaloid obtained from belladonna root; a resinous substance of a bitter, acrid taste. The term has also been applied to atropin.

bell-crowned. In dentistry, applied to a tooth-crown which is widest at the grinding surface and tapers toward the cervix.

Bellini's ducts (bel-lee'ne). The straight tubules of the kidney. [Lorenzo Bellini, Italian anatomist, 1643-1704.]

Bell-Magendie's law. The l. that in the spinal nerves the anterior roots contain only motor fibers and the posterior roots sensory fibers. [Sir Charles Bell, Scotch physiologist, 1774-1842; François Magendie, French physiologist, 1783-1855.]

Belloc's cannula. A curved tube containing a spring, used for passing a thread through the nostril and out of the mouth by way of the posterior nares for plugging in case of profuse epistaxis. [Jean Jacques Belloc, French surgeon, 1732-1807.]

Bell's disease. Acute periencephalitis. [Luther V. Bell, American physician, 1806-1862.]

Bell's spasm. Convulsive tic of the face. [Sir Charles Bell, Scotch physiologist, 1774-1842.]

bel'ly. 1. The abdomen. 2. Any belly-like enlargement, e. g., the fleshy part of a muscle. [Ang.-Sax., *belg*, *baelg*, bag; mid. Eng., *bely*, *beli*, stomach, womb, belly.]

Bence-Jones albumin. A form of albumin which gives no precipitate with an excess of nitric acid unless left to stand or unless heated and left to cool, when it forms a solid coagulum, which redissolves on heating, and coagulates again on cooling. Found in the urine in false albuminuria.

bends. A name for caisson disease.

benedic'tine. A cordial or liqueur, flavored with herbs, prepared at Fécamp, France, formerly made by the order of Benedictine monks.

Benedict's test for sugar in urine, see in appendix, page 894.

benign, benignant (be-nine', be-nig'nant). A term applied to tumors which represent normal tissues, do not return when removed, form no metastases, and do not infiltrate tissue or produce cachexia, as opposed to malignant tumors. Example, fibroma, lipoma, etc. [Lat., *benignus*, mild.]

ben'jamin. 1. The *Styrax benzoin*. 2. Benzoin. [Corrupted from benzoin.]

benza'cetin. Acetamido-ethylsalicylic acid. It has been used in neuralgia.

benzaldehyd (ben-zal'de-hid). Benzaldehydum, C_6H_5COH . Of the U. S. Ph., synthetic oil of bitter almond free from hydrocyanic acid. See *oleum amygdalae amarae*, under *amygdala*.

ben'zamid. The amid of benzoic acid, $C_6H_5.CO.NH_2$, forming shining laminar or tabular crystals.

benzan'ilid. Syn.: *benzoic anilid*. An anilid, $C_6H_5.N(C_6H_5.CO)H$, of benzoic acid. An antipyretic.

ben'zene. Written also benzol. A color-

less liquid, C_6H_6 , derived from coal-tar. It has a peculiar odor and is readily inflammable and volatile. It is a solvent of iodine, sulphur, phosphorus, fatty and resinous bodies, caoutchouc, etc. It is the starting point of the so-called aromatic series of compounds, which may be regarded as derived from it by successive processes of substitution. **b. compounds or derivatives.** Syn.: *aromatic compounds*. That group of organic compounds which may be considered as derivatives of the hydrocarbon benzene. In the nomenclature of the b. derivatives various isomeric compounds are named according as the different hydrocarbons are substituted. The hydrogen atoms are numbered as follows:



In the disubstitution products there are three possible isomeric products: the 1-3, or the *ortho-position*; the 1-3, or the *meta-position*; and the 1-4, or the *para-position*. The three possible

trisubstitution products are: the 1-2-3, or the *adjacent*; the 1-3-4, or the *asymmetrical*; and the 1-3-5, or the *symmetrical position*. [Lat., *benzinum*.]

ben'zidin. A base, $NH_2.C_6H_5.C_6H_5.NH_2$, forming silvery laminar crystals readily soluble in hot water and alcohol.

ben'zin. Syn.: *petroleum b.* A clear, colorless liquid, prepared from crude petroleum, either by distillation or filtration through fullers' earth; of a peculiar, powerful odor, insoluble in water. It is inflammable, and its vapor is explosive when mixed with air. It boils between 50° and 90° C. Chemically, it consists of a mixture of different hydrocarbons, of the aliphatic series [U. S. Ph.]. [Lat., *benzinum*.]

benzi'num. 1. Of the U. S. Ph., *benzin*. 2. Of the Ger. Ph., *benzene*. **b. purificatum** [U. S. Ph.]. So-called deodorized benzine, prepared by treating petroleum benzine with potassium permanganate, caustic soda, water, and sulphuric acid.

ben'zoate. A salt of benzoic acid.

benzo'ic. Pertaining to or derived from benzoine. **b. acid.** See under *acid*. **b. aldehyd.** See *benzaldehyd*.

ben'zoin. A resinous substance that exudes from incisions into the bark of *Syrax b.*; employed as an antiseptic and vulnerary and in pulmonary affections, especially by inhalation and in skin diseases. 2. A genus of lauraceous shrubs and trees. 3. A substance, $C_6H_5.CO.CHOH.C_6H_5$. Flowers of b. Benzoic acid obtained by the sublimation of b. [Lat., *benzoinum*.]

benzo'num. See *benzoin* (1st def.). **tinctura benzoini.** A filtered solution of benzoine alcohol [U. S. Ph.]. **tinctura benzoini composita.** Syn.: *tinctura balsamica, essentia balsamica*. Friars' balsam; a preparation of benzoine, purified aloes, storax, balsam of Tolu and Socotrine aloes dissolved in rectified spirit [U. S. Ph., Br. Ph.]. It is a reddish, acid liquid, much employed as an application to ulcers, bed-sores, cracked nipples,

excoriations, etc., and used externally and by inhalation in respiratory and urinary disorders. **unguentum benzoini.** See *adeps benzoatus*, under *adeps*. [U. S. Ph.; Br. Ph.]

ben'zo-iodohy'drin. A compound obtained by mixing benzoyl iodid and epichlorhydrin. Put forward as a substitute for potassium iodid.

ben'zol. See *benzene*.

benzoni'tril. Phenyl cyanid, $C_6H_5.CN$. An oil with an odor similar to that of bitter almonds.

ben'zoparacre'sol. $CH_3.C_6H_4.CO.C_6H_5$, a colorless powder; used as an antiseptic.

ben'zoquin'one. See *quinone*.

benzosal'icin. Syn.: *populin*. Benzoyl salicin.

benzosa'lin. Methylbenzoylsalicylate $C_6H_4-O(CH_3).COO(C_6H_5.CO)$. Said to pass into the duodenum unchanged, where its constituents, benzoic and salicylic acids, are liberated, thereby acting as an intestinal antiseptic.

ben'zosal. Guaiacol benzoate, $C_{14}H_{12}O_2$. Decomposed slowly in the intestinal tract with the liberation of benzoic acid and guaiacol.

benzosal'phimid. See *benzosalphimidum*.

benzosalphini'dum [U. S. Ph.]. Saccharin; the anhydrid of orthosulphamidbenzoic acid. It is several hundred times sweeter than sugar. Among the trade names for saccharin or closely related products, particularly the sodium salts, are the following: dulcitol; glusidum [Br. Ph.]; glucosimida; crystallose; saccharinose; saccharol; saxin. See *sodium benzosalphimidum*.

benzoyl (ben-zo'il). The radical, C_6H_5-CO . **b. acetic acid, b. anilid.** See *benzanilid*. **b. glycin, b. glycocoll.** See *hippuric acid, under acid*. **b. peroxid, C₆H₅.COO.OH.** [Lat., *benzoylinum*.]

ben'zoynaph'thol. A product obtained by treating b. naphthol with very pure benzoyl chlorid and purifying the product by crystallization. Used as an intestinal antiseptic.

benzoylpseudotropin. Hydrochlorid.

benzyl (ben'zil). A univalent radical, $C_6H_5.CH_2$. **b. alcohol.** Syn.: *phenylcarbinol, phenylmethyl alcohol*. A colorless oily liquid, $C_6H_5.CH_2.OH$, found in balsam of Peru, balsam of Tolu, and styrax, and obtainable by the action of alcoholic potash on oil of bitter almonds.

ber'berin. An alkaloid, $C_{20}H_{12}NO_4 + 4\frac{1}{2}H_2O$, occurring in several species of *Berberis*, and in many other plants. Its physiological action is uncertain. It has been recommended as an antiperiodic. [Lat., *berberina, berberinum, berberia*.]

Berberis. 1. A genus of shrubs. 2. Of the U. S. Ph., the rhizome and roots of *Berberis aquifolium*. The fluid extract of b. is official in the U. S. Ph. 3. In the pl., *berberes*, the fruit of *B. vulgaris*.

ber'gamot, bergamium. The *citrus bergamia*. essence of b., oil of b. A yellowish or greenish volatile oil, of agreeable odor and bitter taste, obtained from b. peel by expression, or more rarely

- by distillation. It is used mainly as a perfume. **b. campha**. See *bergapten*.
- wild b.** An American name for *Monarda fistulosa*.
- bergap'ten**. Syn.: *bergamot camphor*. A substance, $C_9H_8O_3$, deposited from oil of bergamot upon standing.
- ber'genin**. A bitter crystalline substance, $C_6H_8O_4$, found in various species of *Saxifraga*.
- beriberi** (ber'i-ber-i). A form of multiple neuritis endemic in many tropical and subtropical countries, notably China. It may appear in large epidemics and is characterized by motor and sensory paralysis and anasarca. It is probably caused by eating polished rice. [A Singhalese word from *beri*, weakness, the reduplication being intensive.]
- Berkefeld filter**. A filter made of diatomaceous earth, through which ordinary sized bacteria cannot pass.
- bernar'din**. Glycogen; so called in honor of *Claude Bernard*, the French physiologist, 1813-1878.
- Berthollet's laws**. 1. A l. that when two salts are caused "to react by means of a solvent, if, in the course of double decomposition, a new salt can be produced less soluble than those already mixed, this salt will be produced." 2. A l. that when dry heat is applied to "two salts, if, by double decomposition, a new salt can be produced more volatile than the salts previously mixed, this salt will be produced."
- beryllium** (ber-il'eum). A bivalent metal (symbol Be), occurring in the beryl, the emerald, and other minerals. [Gr., *beryllos*, emerald.]
- bestial'ity**. In legal medicine, an attempt at copulation with a lower animal. [Lat., *bestia*, a beast.]
- be'ta**. The second letter of the Greek alphabet. Written out or expressed by the character β , it is used as a prefix to chemical terms to denote an isomeric variety, or to denote the position of substituted groups in compounds. [Gr., *beta*.]
- be'ta-euca'in**. Benzoyl-vinyl-diaceton-alkamin hydrochlorid, $C_{15}H_{21}O_2NHCl + H_2O$. It occurs in colorless crystals, and is used as a local anesthetic.
- be'ta-naph'thol**. A buff-colored powder, or yellowish scales, of a sharp, stinging taste, a phenol occurring in coal-tar and also prepared from naphthalin. Used as an intestinal antiseptic. [U. S. Ph. and Br. Ph.]
- bet'el**. The *Piper betle* (*Piper b.*); also the substance consisting of the leaves of this plant combined with lime and some astringent material like the areca nut (b. nut) or catechu. It is chewed by the East Indians for the stimulant and narcotic effect. **b. nut**. The areca nut.
- bet'ol**. Naphthalol, salinaphthol, $C_{17}H_{12}O_2$; the salicylic ester of beta-naphthol. It is decomposed only on reaching the intestine, where it exerts the actions of its constituents.
- Bet'ula**. The birch. **B. alba**. The inner bark, which contains betulin, is aromatic and somewhat astringent. **B. lenta**. Sweet birch. The bark yields oil of sweet b. and a principle which, by combination with water, forms a colorless, volatile oil, of syrupy consistency, apparently identical with oil of gaultheria, consisting almost wholly of methyl salicylate. **oleum betulae** [U. S. Ph.]. Oil of sweet b. A volatile oil, distilled from the bark of sweet birch (*Betula lenta*). It is practically identical with oil of wintergreen.
- bet'ulin**. Birch camphor, birch resin; a resinlike substance found in the inner bark of *Betula alba*.
- bet'ulol**. A proprietary preparation composed of methyl salicylate. Used as an external application in rheumatism.
- be'zoar**. 1. A concretion found in the hollow viscera of various animals, formerly highly valued as a remedy against poisons, the plague, etc. 2. By extension, any powerful antidote or prophylactic. [Arab., *bezard*, an antidote.]
- bh'ang** (bang). A narcotic mixture, containing Indian cannabis and other ingredients, used in Persia as a beverage.
- bi-**; before a vowel **bin-**. Prefix from the Lat., *bis*, twice, used in compound words to signify twice, doubly, having two.
- bib**. A fragment of a red blood cell often seen attached to the crescent bodies of the blood of estivo-autumnal fever.
- bibas'ic**. See *diabasic*.
- bibliographic references**. See in *appendix*, page 910.
- bib'ulous**. Absorbent. [Lat., *bibulus*, from *bibere*, to drink.]
- bicar'bonate**. An acid carbonate; so called because, with reference to the base with which the carbonic acid is united, it contains twice as much of the carbonic acid radicle as the corresponding normal carbonates.
- bicaudal, bicaudate** (bi-kaw'dal, bi-kaw'dat). Having two tails or taillike appendages (said of a muscle). [Lat., *bis*, doubly, + *cauda*, tail.]
- bi'ceps**. Having two heads or origins, said of a muscle. See *table of muscles*, under *muscle*. [Lat., *bis*, twice, + *caput*, head.]
- bichlo'rid**. That one of a series of similar chlorids which contains twice as much chlorin in proportion to the combining radicle as the protochlorid or first member of the series. **b. of mercury**. See *mercury bichlorid*. [Lat., *bichloridum*.]
- bichromate** (bi-kro'mat). Syn.: *dichromate*. A salt of bichromic acid. [Lat., *bichromas*.]
- bicip'ital**. 1. Double-headed. 2. Pertaining to a biceps muscle. See *table of arteries under artery*. [Lat., *biceps*.]
- bicolorin** (bi-kol'or-in). A white powder, $C_{16}H_8O_{10}$, insoluble in alcohol and in ether, obtained from the bark of *Esculus hippocastanum*.
- bicon'cave**. Doubly concave; concave on two sides. [Lat., *bis*, twice, + *concavus*, concave.]
- bicor'nate, bicor'nute**. See *bicornis*.
- bicor'nis**. Having or consisting of two horns or hornlike eminences. In the case of the uterus, a uterus having one

cervix but two separate bodies, due to defective union of the Müller's ducts in their upper portions in the process of development. [Lat., *bis*, twice, + *cornu*, horn.]

bicor'por, bicor'porate. Having or consisting of two bodies. [Lat., *bis*, twice, + *corpus*, body.]

bicuspid (bi-kus'pid). A tooth with two points. The premolar of man. [Lat., *bis*, twice, + *cuspid*, point.]

bicus'pis. A bicuspoid tooth.

Bidder's ganglia. The two groups of nerve cells at the termination of the two cardiac branches of the vagi in the auricular septum of the frog's heart.

bid'uous. Lasting for two days. [Lat., *bis*, doubly, + *dies*, a day.]

Bier's treatment. Artificial hyperemia of a portion of the body induced by extracting the air with an air pump or, in the case of a limb, by constriction of the proximal portion. [August Karl Gustav Bier, Berlin surgeon, living.]

bi'fid. Divided into two parts by a deep cleft or notch. [Lat., *bifidus*, from *bi*, two, + *fid*, stem of *findere*, to cleave.]

bifo'cal. Having two foci (said of lenses).

bifur'cate. Forked, i. e., terminating in two diverging arms; sometimes in the sense of doubly forked, i. e., terminating in two pairs of diverging arms. [Lat., *bis*, doubly, + *furca*, fork.]

bifurcation (bi-fur-ka'shun). A dividing into two, as, in dentistry, the roots of the superior first bicuspoid. [Lat., *bis*, twice, + *furca*, fork.]

Bigelow's operation. See *litholaplasty*.

bigeminy (bi-jem'in-e). The condition in which an extra systole is interpolated into the normal cardiac rhythm in such a manner that the pulse beats come in pairs. [Lat., *bigeminum*, twin.]

bilat'eral. Pertaining to or affecting both sides. [Lat., *bis*, doubly, + *latus*, the side.]

bile. Gall; the secretion of the liver; a liquid varying from dark yellowish-green to reddish brown in color; semitransparent except when very dark; somewhat viscid as it comes directly from the liver, still more viscid after passing into the gall-bladder; of a disagreeable, bitter taste; almost inodorous when perfectly fresh; of a sp. gr. ranging from 1.01-1.04; usually alkaline in reaction. Its specific constituents are: bile salts, bile pigments, and small quantities of lecithin phosphited, cholesterolin, soaps, and inorganic salts. **b. acids.** Taurocholic acid and glycocholic acid. **b. concrements.** Syn.: *gall-stones*. Solid masses of various sizes, found in the gall-bladder or the bile duct and made up of the solid constituents of the bile. **b. ducts.** See under *duct*. **b. in examination of stomach contents,** see in *appendix*, page 904. **b. in urine, test for,** see in *appendix*, page 894. **b. pigments.** Bilirubin, biliverdin, urobilin and other bodies. **b. salts.** Syn.: *Plattner's salts*. The alkali salts of the bile acids. **cystic b.** Bile which has been

stored for some time in the gall-bladder. [Lat., *bilis*, bile.]

bil'ein. A trade name for a preparation consisting of the essential salts of the bile.

Bilharzia (bil-har'ze-ah). A genus of distomatidous parasites, of the class of *Trematoda* and order *Malacocotylea*, established by Cobbold to include the *Distoma haematobium* of Bilharz. **B. haematobium.** Syn.: *Distoma haematobia*, *Schistosomium haematobium*, *Distoma capense*. A cylindrical worm of the class *Trematoda*. The male is about half an inch long and the female somewhat longer, but more slender. During copulation the female is lodged in the gynecophoric canal of the male. It is found in the portal vessels and in the veins of the mesentery and of the urinary tract, causing a severe disease, characterized by hematuria, anemia, and diarrhea, endemic in parts of Africa and in the Mauritius. The eggs finally reach the bladder, from which they are voided in the urine and, when supplied with fresh water, the free-swimming larva develops.

bilharziasis (bil-har-zi'as-is). The disease due to infection with *Bilharzia haematobia*. Endemic in Egypt and other parts of Africa.

bili- Combining form of Lat., *bilis*, bile. A prefix used in compound words and derivatives to mean of or combined with bile.

biliary (bil'e-a-re). Of, or pertaining to, bile.

bilicyanin (bil-e-si'an-in). A blue substance, formed by the oxidation of bilirubin. It has been found in gall-stones. [Lat., *bilis*, bile, + Gr., *kyaneos*, dark blue.]

bilifuscin (bil-e-fu'sin). A pigment found in gall-stones. [Lat., *bilis*, bile, + *fuscus*, brown.]

bilihumin (bil-e-hu'min). A pigment found in gall-stones. [Lat., *bilis*, bile, + *humus*, earth.]

biliousness. A popular and now nearly obsolete term for a digestive derangement, characterized by constipation, intellectual sluggishness, a feeling of general discomfort, offensiveness of the breath, and a furred state of the tongue, with or without headache, vomiting of bile, and abdominal pain; popularly and erroneously attributed to a defective secretion or outflow of bile.

biliprasin (bil-i-pra'sin). A green pigment found in gall-stones. [Lat., *bilis*, bile, + *prasinus*, leek-green.]

bilipurpin, bilipurpurin (bil-e-pur'pin, bil-e-pur'pu-rin). A bile pigment. [Lat., *bilis*, bile, + *purpureus*, purple.]

bilirubin (bil-e-ru'bin). An orange colored crystalline biliary pigment, $C_{42}H_{64}N_2O_6$ or $C_{42}H_{56}N_4O_6$, allied to hematin and hematoidin; a weak acid found in the urine in cases of jaundice and, in combination with calcium, in the nuclei of gall-stones. The color reactions of the Gmelin test for bile pigments are due to the

- presence of *b.* [Lat., *bilis*, bile, + *ruber*, red.]
- bil'lis.** See *bile*. **b. aquosa.** Thin watery bile. **b. bovina.** See *fel bovis*. **b. cystica.** See *cystic bile*, under *bile*. **b. fellea.** See *cystic bile*, under *bile*. **b. flava.** Yellow bile. **b. fusca.** Brown bile. **b. glutinosa.** See *b. spissa*. **b. humida.** See *b. aquosa*. **b. pallida.** Bile more or less deficient in pigment. **b. porcina.** The bile of the hog. **b. rubra.** Red bile. **b. russa.** Flame-colored bile. **b. spissa.** Inspissated bile. **b. vitellina.** Bile resembling the yolk of a raw egg in color and consistence.
- bil'uria** (bil-e-u're-ah). Bile in the urine. [L., *bilis*, bile, + Gr., *ouron*, urine.]
- biliverdin** (bil-e-ver'din). A green pigment, $C_{12}H_{13}N_2O_4$ or $C_{22}H_{25}N_3O_8$, formed in the oxidation of bilirubin; found in the bile of many animals and sometimes in small quantities in gall-stones. [Lat., *bilis*, bile, + *viridis*, green.]
- bil'o'bate.** Having two lobes. [Lat., *bis*, doubly, + Gr., *lobos*, lobe.]
- bilob'ular, bilob'ulated.** Having two lobules.
- biloc'ular.** Divided into two compartments. [Lat., *bis*, doubly, + *loculus*, compartment.]
- biman'ual.** Performed with both hands.
- b. examination.** In gynecology, the diagnosis of pelvic diseases by the two hands, the finger or fingers of one hand in the vagina and the other hand on the abdomen. [Lat., *bi*, two, + *manus*, hand.]
- bi'nary.** 1. Composed of two parts or things. 2. In chemistry, containing only two different elements. [Lat., *binarius*, of two.]
- bin'aural** (bin-aw'ral). Pertaining to or adapted to use with both ears, as a b. stethoscope. [Lat., *bis*, doubly, + *auris*, the ear.]
- binder** (bine'der). A broad bandage. **obstetric b.** The bandage of unbleached muslin encircling the abdomen, that is applied to women after delivery, reaching from the lower ribs to the space between the crests of the ilium and the trochanters.
- bi'nodid.** Syn.: *biiodid*, *diiodid*. That one of a series of iodids of the same element or radicle that contains twice as much iodine as the first member of the series.
- bin'ocle.** A telescope fitted with two tubes, one for each eye.
- binoc'ular.** Pertaining to, affecting, or fitted for use with, both eyes; as an optical instrument to be used with both eyes. **b. perspective.** The vision of solidity or perspective obtained when both eyes are used; due to the fact that the image of the object on the right retina is slightly different according to the law of projection from that on the left retina. **b. vision.** Vision with two eyes as distinguished from monocular vision. [Lat., *binii*, two by two, + *oculus*, an eye.]
- binox'alate.** An acid oxalate. See *bioxalate*.
- binu'clear, binu'cleate.** Having two nuclei.
- Binucleata** (bi-nu-kle-ah'tah). A group of the class *Flagellata*, in which are placed the *Trypanosomata*, *Spirochaetae*, and *Haemosporidia*. [Lat., *binii*, two by two, + *nucleus*, nut.]
- bi'o-.** Combining form of Gr., *bios*, life.
- biochem'istry.** The chemistry of living organisms or tissues; a term properly including both animal and vegetable chemistry, but denoting especially the chemistry of living as distinguished from dead matter, or chemistry in its relations to the phenomena of life and the vital processes. [Gr., *bios*, life, + *chemeia*, chemistry.]
- biodynamics** (bi''o-di-nam'iks). The study of dynamic or genetic forces in biological processes. [Gr., *bios*, life, + *dynamis*, force.]
- bioferrin** (bi-o-fer'in). A proprietary preparation consisting of a solution of hemoglobin.
- biogen'esis.** The doctrine of the generation or evolution of organisms from pre-existing organisms, as opposed to abiogenesis. [Gr., *bios*, life, + *genesis*, production.]
- biogenous** (bi-oj'e-nus). Growing or living; used to describe organisms.
- biokinetics** (bi''o-kin-et'iks). The study of internal movements in development. [Gr., *bios*, life, + *kinesis*, motion.]
- biolog'ical.** Pertaining to biology.
- biol'ogy.** The science of living organisms; of the phenomena which they manifest or are capable of manifesting, of the conditions of their origin, and of their relations to their surroundings. **dynamic b.** The science of the activities of living organisms, including physiology and the reciprocal action of organisms and their surroundings. **static b.** The science of the structure or potentialities of living organisms, including their anatomy, their classification, their physical properties, and, in general, all descriptive data not pertaining to activity. [Gr., *bios*, life, + *logos*, understanding.]
- biolysis** (bi-ol'is-is). The destruction of life. [Gr., *bios*, life, + *lysis*, dissolution.]
- biomag'netism.** See *animal magnetism*, under *magnetism*.
- biom'etry.** 1. The art of observing, measuring, and recording vital phenomena, particularly as regards growth. 2. The art of estimating the probable duration of life in life insurance. [Gr., *bios*, life, + *metrein*, to measure.]
- bionom'ics, bion'omy.** The study of the laws of organic or vital phenomena. [Gr., *bios*, life, + *nomos*, a law.]
- biono'sis.** A disease caused by living parasites. [Gr., *bios*, life, + *nosos*, disease.]
- biophagous** (bi-of'a-gus). Subsisting on living tissue. [Gr., *bios*, life, + *phagein*, to eat.]
- biophore** (bi'o-fōr). The hypothetical unit of a living organism. [Gr., *bios*, life, + *phoros*, bearing.]
- bioplasm.** The living substance. Same as protoplasm. [Gr., *bios*, life, + *plasma*, formed matter.]

bi'oplast. Of Beale "a very minute living particle."
biocopy (bi-os'ko-pe). Determination of death either of the adult or of the fetus in the uterus. [Gr., *bios*, life, + *skopein*, to inspect.]
bi'ose. A compound carbohydrate, made up of two simple hexoses in combination with each other.
bio'sis. Life in general. [Gr., *biosis*.]
biostat'ics. See *static biology*, under *biology*. [Gr., *bios*, life, + *statikos*, at a standstill.]
bi'otaxy. Classification of living forms. [Gr., *bios*, life, + *taxis*, arrangement.]
biot'omy. See *vivisection*. [Gr., *bios*, life, + *temnein*, to cut.]
biotripsis. (bi-o-trip'sis). Atrophy of skin in the aged. [Gr., *bios*, life, + *tripsis*, rubbing.]
biox'alate. An acid oxalate. One that contains twice as much oxalic acid as a normal oxalate.
biparasit'ic. Doubly parasitic; living as a parasite on another parasite. [Lat., *bis*, doubly, + Gr., *parasitos*, a parasite.]
bipari'etal. Of or pertaining to both parietal bones or extending from one to the other. [Lat., *bis*, doubly, + *paries*, wall.]
biparous (bip'a-rus). Bearing two young at a birth. [Lat., *bi*, two, + *parere*, to produce.]
bipar'tite. Two-parted; almost completely divided into two parts. [Lat., *bis*, twice, + *partire*, to divide.]
bi'ped. 1. Two-footed. 2. An animal having but two feet. [Lat., *bi*, two, + *pes*, *pedis*, foot.]
bipen'nate. Like a double feather, as b. muscle, a muscle in which the fibers converge toward a central tendon. [Lat., *bi*, two, + *penna*, feather.]
biphos'phate. An acid phosphate.
biphos'phid. That one of a series of phosphids that contains twice as much phosphorus as the first member.
biphos'phite. An acid phosphite; one that contains twice as much phosphorus acid as a normal phosphite.
bipo'lar. 1. Pertaining to the two poles of an elongated body. 2. Having only two processes; said of nerve cells. **b. version.** Turning child in uterus by means of one hand in vagina and the other on the mother's abdomen, so that the head will engage in the superior strait. A variety of cephalic version. **b. stain.** Staining at either pole, as the diphtheria bacillus, which stains at either end with methylene blue. [Lat., *bi*, two, + *polus*, pole.]
bi'ra. See *cerevisia*.
biram'ose, bira'mous. Having two branches. [Lat., *bis*, twice, + *ramus*, branch.]
Birch-Hirschfeld's method of staining (berkh-hersh'felt). A method of staining for amyloid degeneration. See *staining*. [Felix Victor Birch-Hirschfeld, German pathologist, contemporary.]
Bir'kett's hernia. See *hernia into the vaginal process of the peritoneum*, under

hernia. [John Birkett, English surgeon of the nineteenth century.]
birth. 1. The act of coming into life; the being born. 2. Descent, family, origin.
b. canal. Syn.: *parturient canal*. The lesser cavity of the female pelvis.
b. mark. A congenital nevus. **b. palsy, or paralysis.** Paralysis due to an injury of a nerve trunk during delivery, generally of the arm from injury of the brachial plexus. **cross b.** Transverse presentation of the fetus. [Early mid. Eng., *byrthe*, a birth.]
birth certificate, revised United States standard of. see in *appendix*, page 933.
bi'salt. See *acid salt*, under *salt*.
biscuit (bis'kit). 1. Anciently, bread cooked twice; toasted bread. 2. Bread, leavened or unleavened, baked rapidly in small separate portions. 3. A cracker.
bisec'tion. Cutting in two. [Lat., *bis*, twice, + *secare*, to cut.]
bisep'tate. Having two partitions. [Lat., *bis*, twice, + *septum*, a wall.]
bisexual (bi-sex'shu-al). Partaking of both male and female. Having reproductive organs of both sexes. Hermaphrodite. [L., *bis*, twice, + *sexus*, sex.]
bisil'i'ac. Extending from one ilium to the other. [Lat., *bis*, twice, + *ilium*.]
bisil'icate. A silicate containing twice as much silicic acid as a normal silicate.
Bis'kra but'ton. A disease observed in Biskra, Algeria. See also *Oriental sore*.
bis'mal. Bismuth methylenedigallate; an astringent.
bis'mon. A trade name for colloidal bismuth oxid.
bis'mutan. A mixture of a bismuth compound with resorcin and tannin, used in intestinal catarrh.
bismuth (biz'muth). A metallic element of a reddish white color, unaffected by air. Symbol, Bi; atomic weight, 208. It is a constituent of many valuable alloys. Its salts are used in diseases of the stomach and intestine. **betanaphthol b.** See *orphol*. List of poisons and their antidotes, see in *appendix*, page —. **b. albuminate.** A whitish insoluble powder, used for colic. **b. and ammonium citrate.** A body occurring under the form of pearly or translucent scales, without odor and of a slightly acidulous metallic taste; soluble in water; prepared by dissolving citrate of b. in a mixture of ammonia and water. Constitution uncertain. **b. benzoate.** Used topically for sluggish and specific ulcers. **b. borate.** Used like the subnitrate. **b. borophenate.** Markasol; used like iodoform. **b. carbolate.** An antiseptic. **b. carbonate.** See *b. subcarbonate*. The carbonate of b. of the Br. Ph. is b. subcarbonate. **b. chrysophanate.** Dermol; used in pityriasis and herpes. **b. citrate.** A compound of b. and citric acid. The *normal citrate of b.* (Lat. *bismuthi citras* [U. S. Ph.]). It is a white amorphous powder devoid of taste and odor and insoluble in water and in alcohol. **b. cresolate.** A gravis

- white powder used as an external and internal antiseptic. **b. dithiosalicylate.** See *thioform.* **b. hydrated oxid.** This preparation is used for making the so-called cream of bismuth by trituration with water. Its actions and uses are similar to those of the subnitrate. [N. F.] **b. naphthoglycerate.** A compound used in gonorrhœa. **b. naphtholate.** A brownish powder used as an intestinal antiseptic. **b. oleate.** A bland dusting powder. **b. oxid.** B_2O_3 , a slightly brownish yellow powder. It is used like *b. subnitrate.* **b. salicylate.** A granular pulverulent neutral substance, of a pinkish hue, which has been used for various gastro-intestinal affections. **b. subcarbonate.** A basic carbonate of *b.*, $Bi_2O_3 \cdot CO_3 + H_2O$. A white or yellowish white powder devoid of taste and soluble in water and alcohol. Used like the subnitrate. Bismuthi subcarbonas [U. S. Ph.]; seu *carbonas* [Br. Ph.]. **b. subchlorid.** A name given to the chlorid, Bi_2Cl_3 , formed by the action of chlorin upon *b. trichlorid* and in other ways; said to have an action similar to that of *b. subnitrate.* **b. subgallate.** $C_6H_5(OH)_3 \cdot COOBi$; employed topically to check morbid discharges as in leukorrhœa and fetid sweating, coryza and ozena. Internally it is given in diarrhea and dysentery. **b. subnitrate.** A white, insoluble powder, $BiONO_3 + H_2O$; used mainly in gastric disorders. **b. sulphocarbonate.** An internal antiseptic. **b. tribromcarbolate.** Xeroform, an antiseptic. [Lat., *bismuthum.*]
- bis'muthal.** A complex proprietary preparation said to contain bismuth citrate, pepsin, glycerin, lactic acid, and other ingredients.
- bis'muthol.** Bismutal, an antiseptic mixture of bismuth phosphate and sodium salicylate.
- bis'muthous.** Containing bismuth as a trivalent radical.
- bismuthum** (biz-mu'thum). Bismuth.
- bismuthi citras.** See *bismuth citrate*, under *bismuth* [U. S. Ph.]. **bismuthi et ammonii citras.** See *bismuth and ammonium citrate*, under *bismuth* [U. S. Ph.]. **bismuthi oxidum.** Oxid (trioxid) of bismuth [Br. Ph.]. **bismuthi subcarbonas.** Bismuth subcarbonate [U. S. Ph.]. **bismuthi subgallas.** See *bismuth subgallate* [U. S. Ph.]. **bismuthi subnitras.** Bismuth subnitrate [U. S. Ph., Br. Ph.]. **bismuthi subsalicylas.** Bismuth salicylate [U. S. Ph.]. **liquor bismuthi et ammonii citras.** Solution of citrate of bismuth and ammonium [Br. Ph.]. **trochiscus bismuthi compositus.** Compound bismuth lozenges; troches of bismuth, each containing bismuth subnitrate, magnesium carbonate, and calcium carbonate [Br. Ph.].
- bismutose** (biz' mu-tôs). A proprietary preparation consisting of bismuth and albumin; said to contain about 21 per cent. of metallic bismuth. Used as an antiseptic.
- bi'sol.** A soluble bismuth phosphate, used in intestinal catarrh.
- bis'tort, bistor'ta.** *Polygonum bistorta.* Snakewort, an astringent. [Lat., *bis*, twice, + *tortus*, twisted.]
- bistoury** (bis'too-ree). A small curved knife for surgical operations, said to be named for the town of Pistori in France, where there was a celebrated factory for these knives. [Fr., *bistouri.*]
- bisul'cate, bisul'cous.** Having two furrows. 2. Divided into two parts by a furrow; cloven. [Lat., *bis*, twice, + *sulcus*, a furrow.]
- bisul'phate.** An acid sulphate; so-called because it contains twice as much of the sulphuric acid radicle as a normal sulphate. [Lat., *bisulphas.*]
- bisul'phid.** A term used partly in the sense of disulphid (as in *b. of carbon*), and partly, after the analogy of bichlorid, binoxid, etc., to denote a compound of sulphur with an element or radicle that contains twice as much sulphur, relatively to that element or radicle, as a sulphid. [Lat., *bisulphidum.*]
- bisul'phite.** An acid sulphite. [Lat., *bisulphis.*]
- bitar'tras.** See *bitartrate.* **b. kalicus, b. potassicus.** See *potassium bitartrate.*
- bitar'trate.** An acid, or hydric tartrate; so-called because it contains twice as much of the tartaric acid radicle in proportion to the base as the corresponding normal tartrate. [Lat., *bitartras.*]
- bitem'poral.** Extending from one temporal bone or region to the other.
- bitrochanter'ic.** Extending from one trochanter major to the other.
- bit'ter.** Having a taste like that of quinin or strychnin. **b. water.** A purgative mineral water, which contains magnesium sulphate. **b. wood.** Quassia. [Ang.-Sax., *biter.*]
- bit'ters.** Pl. 1. A bitter, vegetable liquid preparation designed as a tonic or appetizer. 2. An alcoholic liquor in which bitter vegetable substances have been steeped, as gentian or wormwood. 3. A group of plant principles chiefly marked by their bitter taste.
- bittersweet.** The *Solanum dulcamara*; also more frequently a climbing plant with bright red berry fruits, *Celastrus scandeus.*
- biuret** (bi'u-ret). A decomposition derivative of urea, $H_2NCO(NH) \cdot CO \cdot NH_2$, which may be regarded as consisting of 2 molecules of urea less 1 molecule of ammonia. It gives the characteristic *b. color* reaction. **b. reaction.** See under *reaction.* [Lat., *bis*, double, + *urea.*]
- biv'alence.** The property or condition of being bivalent.
- bivalent** (biv'al-ent). Syn.: *divalent.* Being capable of replacing two atoms of hydrogen in a compound. [Lat., *bis*, twice, + *valere*, to be worth.]
- bi'valve, bival'vular, bival'vus.** Having two valves. [Lat., *bis*, twice, + *valva*, door.]
- biventer** (bi'ven-ter). See *table of muscles*, under *muscle.*

- Bix'a orel'lana.** The annotto tree, growing in South America, Mexico, the West Indies, the East Indies, Ceylon, and Senegal, the seeds of which yield annotto, an orange-red dye.
- black.** Reflecting no light, colorless, opposite to white. **b. draught.** *Mistura sennae composita.* **b. drop.** *Acetum opii.* **b. head.** Comedo. **b. wash.** *Lotio hydrargyri nigra.* [Ang.-Sax., *blaec.*]
- black-eye.** An ecchymosis of the eyelids and surrounding parts due to trauma.
- blackleg.** Anthrax in cattle.
- blackwater fever.** A severe form of malarial fever, so-called from the dark-colored urine due to disintegration of the blood corpuscles.
- blad'der.** Any thin-walled sac capable of inflation or having the appearance of being inflated. Used alone, the word is usually understood to denote the urinary b. **caudal b.** The vesicular portion of a *Cysticercus.* **daughter b's.** Secondary hydatids; cysts arising from the outer or inner surface of the mother b. and giving origin in their interior to heads, brood capsules, or granddaughter b's. **gall-b.** An egg-shaped or pear-shaped sac, about four inches long, in the human subject, situated in a fossa on the lower surface of the liver, to which it is attached; it serves as a receptacle for the bile, to which it adds a mucous secretion of its own, and then discharges it into the ductus choledochus communis. **granddaughter b's.** Hydatid cysts, springing from daughter b's. **mother b.** A hydatid cyst from the inner or outer surface of which spring secondary cysts. **urinary b.** A hollow muscular organ serving as a reservoir for the urine; situated in the pelvis between the pubic bones in front and the rectum (or, in women, the uterus) behind. During fetal and infantile life it lies mainly above the pubes. It is flattened and more or less horizontal when empty, but when distended it becomes an oval bag and rises towards the hypogastrium. It has a muscular wall, lined with mucous membrane and covered, except in its lower portion, with a loosely attached peritoneal coat. Into its lower and posterior portion the ureters empty and from its neck the urethra arises. When not over distended, it holds about 8 ounces. [Ang.-Sax., *blaedre.*]
- blad'der-wrack.** A widely distributed salt water alga, mostly *Fucus vesiculosus.*
- Blan'card's pills.** *Pilulae ferri iodidi.* [Stephen Blacard, Dutch physician, 1650-1702.]
- blanchinin** (blan'shin-in). See *aricin.*
- blancolin** (blan'ko-lin). A mineral fat analogous to white petrolatum.
- blast.** 1. A forcible stream of air, as from a blowpipe. 2. The blight (in animals and plants). 3. Laboratory expression for a nucleated red blood corpuscle. **b. lamp.** See *blowpipe.* [Ang.-Sax., *blaest.*]
- blaste'ma.** The bioplasm of the developing embryo. [Gr., *blastema*, bud, from *blastein*, to sprout.]
- blas'ticle.** See *vitelline nucleus* under *nucleus.*
- blas'tid.** A small clear space in a segment of a fecundated ovum, the precursor of the nucleus.
- blasto-.** Combining form of Gr., *blastos*, sprout, germ; used as a prefix in compound words to signify of, or pertaining to, a germ or bud.
- blas'tocele.** The central cavity of a blastula. [Gr., *blastos*, sprout, + *koile*, hollow.]
- blas'tochyle.** The clear or shiny liquid of the blastodermic vesicle. [Gr., *blastos*, sprout, + *chylos*, juice.]
- blas'tocyst.** The germinal vesicle. [Gr., *blastos*, sprout, + *kystis*, bag, from *kyein*, to contain.]
- blas'toderm.** The germinal, or blastodermic membrane, or vesicle; a membranous bag formed in the fecundated ovum, consisting of segmentation spherules (blastomeres) pressed away from the center by the accumulation of blastochyle; the rudimentary structure from which the embryo is formed. At first it is a simple layer; after the formation of the primitive streak, it consists of two layers, the epiblast (ectoderm) externally and the hypoblast (entoderm) internally; after the formation of the medullary plates and the notochord, a third layer, the mesoblast (mesoderm), forms between the two. See *epiblast*, *hypoblast*, and *mesoblast.* **bilaminar b.** The b. at that stage in which it consists of two layers, before the formation of the mesoblast. **discoid b.** See *discogastrula.* **trilaminar b.** The b. at that stage in which it consists of three layers, the epiblast, the hypoblast, and the mesoblast. [Gr., *blastos*, sprout, + *derma*, skin.]
- blasto'ma.** Pl. *blastomata.* A term for tumors, denoting growths which are formed by a single type of tissue and derived from an aberrant, autonomous growth of tissue cells of an individual. These include such tumors as the fibroma, chondroma, and even the atypical malignant tumors. [Gr., *blastos*, germ, + *oma*, tumor.]
- blas'tomato'sis.** The process of formation of blastomata.
- Blastomycetes** (blas-to-mi-se'tes). Syn.: *Saccharomycetes.* The family of *Saccharomycetaceae* includes the *Blastomycetes*, or yeasts, fungi which increase by budding and which induce alcoholic fermentation. **B. dermatitis.** A species causing blastomycetic dermatitis and general infection in man. [Gr., *blastos*, a germ, + *mykes*, a fungus.]
- blastomycosis** (blas-to-mi-ko'sis). A specific infectious disease of the skin, caused by a yeast fungus. It is characterized by the formation of elevated warty suppurating lesions, with abruptly sloping, purplish red bodies, which are studded with pin-point sized, deep-seated epidermal abscesses, from the pus of which pure cul-

tures of the organism may usually be obtained. [Gr., *blastos*, germ, + *mykes*, fungus.]

blastophore (blas'to-fōr). That portion of a spermatospore which does not become converted into spermatozooids. [Gr., *blastos*, sprout, + *phorein*, to carry.]

blastophylla (blas-to-fil'ah). The primitive germ layers (ectoderm and endoderm) of the ovum. [Gr., *blastos*, sprout, + *phyllon*, a leaf.]

blastophyly (blas-tof'il-e). The tribal history of persons. [Gr., *blastos*, a germ, + *phyle*, a tribe.]

blastopore. The opening into the archenteron, or cavity within the entoblast of a gastrula, formed by invagination of the blastula. [Gr., *blastos*, sprout, + *poros*, passage.]

blastosphere. See *blastula*. [Gr., *blastos*, sprout, + *sphaira*, sphere.]

blastula. The fecundated ovum in the stage immediately succeeding that of the morula, when it is a hollow sphere filled with liquid or a gelatinous substance, and its walls consist of a single layer of cells. [Gr., *blastos*, bud, sprout.]

blastulation. The process of the formation of the blastula from the morula.

Blat'ta orientalis. The cockroach. The dried insect has been used as a diuretic, and the active principle, *antihydropin*, is said to have been isolated in a crystalline form. [Lat.]

blear-eye. Marginal blepharitis.

bleb. A blister or small swelling on the skin. [Probably phonetic, like *blob* and *blubber*.]

Blécard's sign. A diagnostic sign of the maturity of the fetus, first described by Blécard in 1826, consisting of a center of ossification, half a centimeter in diameter, in the lower epiphysis of the femur.

bleed'er. A person who is subject to excessive bleeding. [Ang.-Sax., *bledan*, to bleed.]

blennadenitis (blen-ad-en-i'tis). Inflammation of the mucous glands and follicles. [Gr., *blennos*, mucus, + *aden*, gland, + *itis*, inflammation.]

blennemesis (blen-em'es-is). Mucus vomiting. [Gr., *blennos*, mucus, + *emesis*, vomiting.]

blennorrh'a'gia, **blennorrh'e'a**. An old name for gonorrhoea. [Gr., *blennos*, mucus, + *regnusthai*, to break forth.]

blennostasin (blen-os'tas-in). A preparation said to consist essentially of cinchonidin dihydrobromid; used to check oversecretion of mucus, especially in the nose.

blennos'tasis. The checking, suppression, or stagnation of a mucous secretion. [Gr., *blennos*, mucus, + *stasis*, halt.]

blepharadenitis (blef'ar-ad-en-i'tis). Inflammation of the meibomian glands. [Gr., *blepharon*, eyelid, + *aden*, gland, + *itis*, inflammation.]

blepharism. Spasmodic twitching of the eyelids. [Gr., *blepharon*, eyelid.]

blepharismus (blef-ar-is'mus). Nictation; rapid involuntary winking.

blephari'tis. Inflammation of the margin

of the eyelid. **b. glandularis**, **b. glandulosa**. Inflammation of the meibomian glands; chalazion. **b. intermarginalis**. Irritation and excoriation of the intermarginal portion of the lids. **b. scrofulosa**, **b. simplex**, or **b. squamulosa**. A mild inflammation of the borders of the eyelids. **b. ulcerosa**. A violent form of *b. simplex*, in which pustules form on the edge of the lid, at the mouths of the hair follicles. [Gr., *blepharon*, eyelid, + *itis*, inflammation.]

blepharo-. Combining form of Gr., *blepharon*, eyelid.

blepharochalasis (blef'ar-o-kal'as-is). Atrophy with relaxation of skin of eyelid. [Gr., *blepharon*, eyelid, + *chalasis*, relaxation.]

blepharochromidrosis (blef'ar-o-krom-id-ro'sis). Colored sweat from eyelids.

blepharoclonus (blef-ar-ok'lo-nus). Spasm of the palpebral muscles.

blepharopachynsis (blef'ar-o-pak-in'sis). Hypertrophy of the eyelid. [Gr., *blepharon*, the eyelid, + *pachynsis*, thickening.]

bleph'aroplasty. Any plastic operation on the eyelid, especially for restoring a part or the whole of the lid. [Gr., *blepharon*, eyelid, + *plassein*, to mold.]

blepharople'gia. Paralysis of the eyelid. [Gr., *blepharon*, the eyelid, + *plege*, a stroke.]

blepharoptosis (blef-ar-op-to'sis). A falling or dropping, partial or complete, of the upper eyelid. [Gr., *blepharon*, the eyelid, + *ptosis*, a falling.]

blepharor'r'haphy. The operation of stitching together a portion of the two eyelids, chiefly for the correction of ectropion. [Gr., *blepharon*, eyelid, + *raphe*, seam.]

bleph'arospasm. Spasm of the orbicular muscles of the eye, either tonic or clonic. [Gr., *blepharon*, the eyelid, + *spasmos*, spasm.]

blight (blit). A withering, or anything producing it, in an animal or a vegetable organism. **sandy b.** A popular term for a form of ophthalmia.

blind. 1. Destitute of the faculty of sight. 2. Terminating without any open communication (e. g., the cecum). **b. gut**. The cecum. **b. spot**. The optic disk, a region of the retina of oval shape, into which the optic nerve centers. This spot is destitute of sight. [Ang.-Sax., *blind*.]

blind'ness. The state of being blind. **absolute b.** 1. Complete *b.* 2. See *cortical b.* **blue-b.**, **blue-yellow b.** That form of color-*b.* in which there is inability to recognize either blue, bluish green, or violet, or the complementary yellow. **color-b.** Syn.: *daltonism*. A partial or complete incapability of distinguishing colors. **cortical b.** Permanent loss of vision resulting from complete destruction of the visual center in the cortical portion of the occipital lobe. **green-b.** That form of color-*b.* in which there is inability to recognize either pure green or its complementary color, purplish red. **intellectual b.**, **mental b.**

A state in which the power of sight is retained, but there is inability to interpret visual impressions correctly. **nervous b.** See *amaurosis*. **red-b., red-green b.** Syn.: *anerythroptia*. That form of color-b. in which there is inability to recognize either red or its complementary color, bluish green. **snow-b.** B. produced by exposure of the eyes to the long continued reflection of sunlight from the surface of snow. **word-b.** Inability to understand anything that is written, though ability to write and speak exists; due to the unilateral destruction of the nervous center of sight.

blind-spot. That portion of the retina insensitive to light, because it is the point of entry of the optic nerve fibers. The optic disk.

blister. 1. A collection of serous, watery, or bloody fluid beneath the epidermis. 2. A vesicant. **b. beetle, b. fly.** See *Cantharis*. **b. plant.** *Ranunculus acris*. **b. plaster.** See *ceratum cantharidis*. **blistering liquid** [Br. Ph.]. See *liquor epispasticus*, under *liquor*. **blood b.** A b. containing blood. **fly b.** A vesicant consisting of a preparation of cantharides (usually the *ceratum cantharidis*), as distinguished from other vesicants. **flying b.** 1. A b. which is punctured and allowed to heal at once. 2. A b. which is applied to different portions of a given region of the body successively. **water b.** A b. containing watery contents. [Perhaps from Ang.-Sax., *blaestan*, to blast or puff.]

blood. A liquid which, in man and all the higher animals, circulates through the system, being propelled into the arteries by the heart and received back by that organ through the veins. Histologically considered, b. is a tissue, with solid or semisolid cellular elements and a liquid intercellular substance. In mammalian b., the cellular elements are red blood corpuscles, white blood corpuscles, and the bloodplates. Chemically considered, b. consists principally of proteins, sugar, lecithin, cholesterolin, fat, fatty acids, carbonic acid, hydrochloric acid, and phosphoric acid, as well as the inorganic bases, sodium, potassium, and magnesium in combination with one of the above mentioned acids. Ammonium carbonate, urea, uric acid, amino-acids, and other compounds have been found in normal blood. When drawn from the b. vessels, b. tends to form a semisolid mass (clot, coagulum). It consists of a clear liquid, called plasma, in which the corpuscular elements are suspended. **arterial b.** 1. The bright red or scarlet b. normally contained in the left cavities of the heart, the systemic arteries, and the pulmonary veins, also the umbilical vein of the fetus. It contains a relatively large amount of oxygen and a small amount of carbon dioxide. 2. The blood contained in the arteries without regard to its qualities. **b. agar.** Agar mixed with sterile b. and used as a favorable culture medium for such bacteria as the *gonococcus* and *pneumococcus*.

b. cells. See *b. corpuscles*, under separate heading. **b. clot.** See *clot*. **b. count.** A count of the absolute and relative numbers of the red and white cells in a given quantity of blood. See also *data in appendix*, page 898. **b. crystals.** Hematoidin. **b. examination, how to make;** see *in appendix*, page 898. **b. in examination of stomach contents,** see *in appendix*, page 904. **b., how to determine the color index of;** see *in appendix*, page 899. **b. iron,** Oxyhemoglobin. **b. islands.** Collections of greatly enlarged hollow cells in which red b. corpuscles are being developed; these cells also unite to form b. vessels. **b. mole.** See *carneous mole*, under *mole*. **b., occult, Weber's guaiac turpentine test for;** see *in appendix*, page 907. **b. pigments.** See under *pigment*. **b. plaques, b. platelets.** Circular or oval protoplasmic disks much smaller than the red corpuscles, constant in the blood of *Mammalia*, and probably in that of all vertebrates. In man their size varies from 1.5 to 3.5 μ in diameter, while their number, as compared with the red corpuscles, is about 1 to 18 or 20. **b. plasma.** See under *plasma*. **b. poisoning.** See *bacteriemia*. **b. pressure.** The pressure or tension of the blood, within the arteries. It is determined by the force of contraction of the left ventricle, the resistance of the arterioles and capillaries, the elasticity of the walls of the arteries and the fluidity of the blood. **b. pressure, how to determine;** see *in appendix*, page 908. **b'root.** The *Sanguinaria canadensis* and the *Geum canadense*, so-called from the red color of its root. **b'shot.** Red and inflamed looking from a turgid and dilated state of the b. vessels (said of the eyes). **b. smears, how to make;** see *in appendix*, page 900. **b. sounds.** See *b. murmurs*, under *murmur*. **b. stains, how to make; a film;** see *in appendix*, page 900. **chylous b.** See *parhemia*. **defibrinated b.** B. from which the fibrin has been removed by beating with a bundle of rods. **inflammatory b.** B. which, when withdrawn from the vessels, shows certain peculiarities in the arrangement of the corpuscles, the amount of fibrin present, the phenomena of its coagulation, etc., interpreted as indicating the existence of inflammation. See *buffy coat*, under *coat*. **lake-colored b., laky b.** B. in which the red corpuscles are dissolved and hemoglobin is free in the serum. **menstrual b.** The b. which flows from the uterus during menstruation; arterial b. mingled with uterine and vaginal epithelium and secretions. **red b.** See *arterial b.* **venous b.** 1. Dark-red or purple b. containing a relatively small amount of oxygen and a large amount of carbon dioxide. It is contained in the right cavities of the heart, in the systemic veins, and in the pulmonary artery of the adult; in the fetus, all the b. is venous or mixed, except that in the umbilical vein (see *arterial b.*). As com-

pared with arterial b., venous b. contains from 8 to 12 per cent. less oxygen and 6 per cent. more carbon dioxide. 2. The b. contained in the veins, without regard to its quality. [Ang.-Sax., *blôd.*]

blood corpuscles. Syn.: *blood cells.* A

general term for the solid or cellular elements in the blood. **red b. c.** Minute circular or oval bodies in the blood which contain the hemoglobin and serve as carriers of oxygen. When massed they have the characteristic color of blood, but singly or in a thin layer and viewed by transmitted light, they are of a reddish yellow or yellowish green tint. In all *Mammalia* they are non-nucleated, and their shape is that of circular, biconcave, or ovoid disks. In man their diameter varies from 7 to 8 μ . In birds, reptiles, the *Amphibia*, and fishes they are nucleated and elliptical in shape. **white b. c.** Syn.: *leukocytes.* Minute nucleated cells found in various tissues, especially in the circulating blood and lymph, having the power of amoeboid movement. When at rest, they are rounded or spheroidal in form and, in man, about 10 μ in diameter. In number, their proportion to the red b. c. is about as 1 to 600 to 800.

blood-letting. Withdrawal of blood from the body for therapeutic purposes.

blood vessel. Any tubular structure (artery, vein, or capillary) the function of which is to carry blood.

bloody sweat. See *hematidrosis.*

blow-pipe. 1. A straight or bent tube, terminating in a small opening, for producing intense heat by blowing the flame of a lamp or candle upon an object in the form of a cone. This cone of flame is white without and blue within. **oxy-hydrogen b.** A device by which hydrogen is burned at the moment of its being allowed to mix with oxygen, an intense heat being thus obtained.

blue (blu). A color more or less like the clear sky. **aldehyd b.** The b. coloring matter produced by the action of aldehyd on a solution of rosanilin in sulphuric acid. **alizarin b.** A blue dyestuff derived from anthracene.

Berlin b. See *Prussian b.* **b. baby.** A newborn infant with cyanosis, usually due to a persistence of the foramen ovale of the heart. **b. mass.** *Massa hydrargyri.* **b. ointment.** *Unguentum hydrargyri.* **b. pill.** Same as *b. mass.* **b. stone.** Copper sulphate crystal.

indigo b. See *indigo.* **methylene b.** See under *methylene.* **Prussian b.** Ferric ferrocyanid, $\text{Fe}_3\text{Fe}(\text{CN})_6$. P. b. is produced by the addition of potassium ferrocyanid in excess to a solution of a ferric salt.

blunt hook. A large stout hook with a rounded end, used in obstetrics to make traction in the fold of the groin in extracting a breech presentation in the case of a dead child.

B.N.A. An abbreviation for *Basle Nomina Anatomica* (see *Basle*).

Bochdalek's ganglion. See *supramaxillary plexus*, under *plexus*. [Anatomist in Prague, died 1883.]

Bockhart's impetigo. A i. in which the lesions occur around hairs.

bo'cyl. A solution of cinnamic and boric acids.

Bo'do. Syn.: *Herpetomona* and *Prowazekia*. A genus of the phylum *Mastigophora* and family *Herpetomonida* of the *Protozoa*, being elongated, wedge-shaped, flagellated organisms, sometimes parasitic in the intestine of domestic flies. **B. urinarius.** A species found rarely in decomposing urine.

bod'y. The physical or material frame of man; the main portion of the frame. The trunk as opposed to the limbs. A compact organized collection of units. In dentistry, the entire tooth crown. In prosthetic dentistry, the silicious basis of porcelain that is overlaid with enamel.

adenoid b. 1. An old term for the prostate. 2. A melanotic tumor. **adrenal b's.** See *suprarenal capsules*, under *capsule*. **amylaceous b's, amyloid b's.** See *amylaceous corpuscle*, under *corpuscle*.

antibodies. A collective term for antitoxins and similar products of immunity. **bigeminal b's.** See *corpora quadrigenina*, under *corpora*.

b. cavity. See *celoma* (3d def.). **catalytic b's.** The ferments. **cavernous b's.** See *corpora cavernosa*, under *corpora*.

cell b., cellular b. See under *cell*. **chromatin b's.** B's variously described as spherules and as tube-shaped disks found in the network of a cell undergoing karyokinesis.

ciliary b. The middle segment of the second or uveal coat of the eye, comprising the ciliary muscle, the ciliary ligament, and the ciliary processes. **colostrom b's.** See *colostrum corpuscles*, under *corpuscle*.

crystalline b. See *crystalline lens*, under *lens*. **external accessory olivary b.** The external mass of gray matter in the accessory olivary nucleus.

external geniculate b. A projection at the posterior part of the optic thalamus to the outer side of the pulvinar, consisting of alternate layers of white and gray matter. **fimbriated b.** See *corpus fimbriatum*, under *corpus*.

foreign b. A b. which has gained entrance into the organism from without, or, having been originally a constituent portion of the organism, has ceased to be so; one that can answer no good purpose in the organism, but is likely to prove a source of irritation. **fuchsin b's.** See *Russell's fuchsin b's*.

ganglionic b's. See *nerve cells*, under *cell*. **geniculate b.** See *external geniculate b.* and *internal geniculate b.* **hyaloid b.** See *corpus vitreum*.

immune b. See *amboceptor*. **inferior olivary b.** The olivary b. of the medulla oblongata, as distinguished from the small group of cells in the pons Varolii having the same name.

intermediary b. 1. Situated centrally or in the middle; situated between two bodies. 2. See *amboceptor*. **internal accessory olivary b.** The internal mass of gray matter in the ac-

cessory olivary nucleus. **internal geniculate b.** A prominent mass of gray and white matter at the lower and outer part of the optic thalamus, with which its gray matter is continuous. **internal olivary b.** See *median internal accessory olivary nucleus*, under *nucleus*. **intravertebral b.** The centrum of a vertebra. **laminated amyloid b's.** See *amylaceous corpuscles*, under *corpuscle*. **lower olivary b.** See *inferior olivary b.* **malpighian b's.** See *malpighian corpuscles*, under *corpuscle*. **muriform b.** The morula (the vitellus of a fecundated ovum in the stage of segmentation); so called from its resemblance to a mulberry. **nuclear b.** The nuclear disk of a maturing ovum after it has assumed an ellipsoidal form. **nucleoplasmic b.** The definite mass formed in a maturing ovum by a collection of the plasma of the nucleus (germinal vesicle) after the membrane of the vesicle has disappeared. **olivary b.** An oval projection at the upper portion of the medulla oblongata, just above the extremity of the lateral column. It is separated from the lower edge of the pons Varolii by a well marked groove. **optostriate b.** The conjoined thalamus opticus and corpus striatum. **organic b's.** Chemical compounds peculiar to the animal or the vegetable kingdom. **pachionian b's.** The small granulations, or granular growths, seen on the surface of the dura mater along the longitudinal sinus and extending into the sinus itself. **pituitary b.** The hypophysis cerebri; a small two-lobed b. at the base of the brain lying in the pituitary fossa of the sphenoid bone. **Plimmer's b's.** B's found in the cells of carcinoma and described as protozoa by Plimmer in 1892, and previously by Ruffer and Walker. They are rounded, measure 6 to 16 μ in diameter, and exhibit a nucleus, radial striae running from border to nucleus and fainter striae running from nucleus to cell border. They lie within the tumor cells near the nuclei, are surrounded by a vacuole, and occur principally in the growing edges of the tumor and in adjacent lymph nodes. [James Ewing.] **polar b.** See *extrusion globule*, under *globule*. **postpyramidal b.** See *posterior pyramids*, under *pyramid*. **prepyramidal b.** See *anterior pyramids*, under *pyramid*. **restiform b.** A rounded mass of nerve fibers at the posterior part of the medulla oblongata, which results from the union of the lateral cerebellar tract with the cuneate funiculus and the funiculus of Rolando, and terminates in the cerebellar hemisphere. **rodlike b's.** See *intracellular rods*, under *rod*. **Russell's fuchsin b's.** Structures found in carcinoma, and described as fungi by Russell in 1890. They are rounded, measure 4 to 12 μ in diameter, and are structureless. They occur in the outlying cells of growing carcinomata, lying singly or in groups in the tumor cells, and surrounded by a vacuole and apparently by a membrane. The forma-

tion of buds and spores has been described. The method of demonstration is by staining by iodine green and fuchsin after various hardening methods. The b's take the fuchsin strongly, hence their name. They are now regarded simply as degeneration products of the cell. [James Ewing.] **superior olivary b.** Syn.: *superior olivary nucleus*. A group of nerve cells near the central region of the pons Varolii, which gives origin to some of the fibers of the trapezium. **suprarenal b.** See *suprarenal capsule*, under *capsule*. **thyroid b.** See *thyroid gland*, under *gland*. **trapezoid b.** The trapezium of the pons varolii. **vitreous b.** See *corpus vitreum*, under *corpus*. **wolffian b.** See *mesonephros*. [Old Eng., *bodig*.]

body cavity. The general cavity of the body, consisting of the thorax, abdomen, and pelvis.

bod'y equilib'rium. A term used to express that condition in which the weight of the food, water, and oxygen taken in is just balanced by the total weight of the excretion, so that the body remains constant in weight.

body louse. *Pediculus corporis*.

bog'head. A variety of bituminous schist. The residue, which does not distil upon heating, is used as a disinfectant.

bo'hon, bo'honupas. The *Antiaris toxicaria*.

boil. A circumscribed, acute, suppurative inflammation of the skin, or of the subcutaneous tissue, forming a hard, rounded or conical, sensitive, and painful swelling, usually attended with the formation and discharge of a central slough called the "core." See also *furuncle*. **Aleppo b.** See *Oriental sore*. **blind b.** A popular term for an abortive b., i. e., one of brief duration and not attended with the formation of a core. **Delhi b.** See *Oriental sore*. [Old Eng., *byl*, mid. Eng., *bile*.]

bole. A form of argillaceous earth or clay occasionally employed in medicine; consisting chiefly of aluminium silicate, often colored more or less red by the presence of iron oxid or hydrat. **Armenian b.** A fine, unctuous, reddish variety originally brought from Armenia. [Lat., *bolus*.]

Bole'tus. A genus of hymenomycetous fungi, many of which are edible and a few of which are poisonous. [Lat., *boletus*, the best kind of mushroom.]

bo'tus. A mass ready to be swallowed; in pharmacy, a large sized pill. **alimentary b.** The rounded mass of food after it has been masticated and impregnated with saliva and is about to be swallowed, or similar masses as they lie in the small or large intestine. **hysterical b.** See *globus hystericus*.

Bond-Ultzmann's test. The use of phenylhydrazin hydrochlorid as a test for glucose.

bone. The general name for the distinct parts which unitedly make up the skeleton of the body. The matrix or substance consists of an organized mass of

fibers of collagen, impregnated with mineral matter, chiefly calcium phosphate and calcium carbonate. **asymmetrical b's.** B's which lie on one side of the median plane of the body and which are not divided by it into two equal parts. **back b.** See *vertebral column*, under *column*. **basioccipital b.** The basilar portion of the occipital b. before it has united with the other elements. In many of the lower vertebrates it persists as a distinct b. through life. **basisphenoid b.** That portion of the sphenoid b. from which the posterior portion of its body and the sella turcica are formed. **breast b.** See *sternum*. **cancellated b., cancellous b.** B. which consists largely of cancellated or spongy tissue. **carpal b's.** The b's which make up the carpus. **check b.** See *malar b.* **collar b.** See *clavicle*. **cotyloid b.** A small b. in the acetabulum of certain of the lower vertebrates which lies adjacent to the os pubis. **crazy b.** See *funny b.* **cribriform b.** See *ethmoid b.* **cuboid b.** A b. which lies on the outer side of the foot, between the os calcis and the fourth and fifth metatarsal b's, with which it articulates. **cuneiform b.** See *pyramidal b.* **endochondral b's.** True b's formed by osteoblastic tissue, which for the most part replaces the calcified cartilage matrix, and is finally itself partly or wholly replaced by adult or periosteal b. **epiotic b.** In human anatomy, an embryonic cartilage b. which corresponds to the lower part of the mastoid process of the temporal b. **ethmoid b.** A cuboid-shaped b., containing within its interior a large number of cells, which assists in forming the cranium, the orbits, and the nasal fossae. It consists of a central vertical plate and of two lateral masses (the ethmoturbinals), which unite above to form the cribriform plate. **exoccipital b.** A fetal cartilage b. which forms the side of the foramen magnum and the occipital condyle of the occipital b. **external cuneiform b.** A wedge-shaped b. of the foot. **flat b's.** B's, the length and breadth of which greatly exceed their thickness. **frontal b.** A single bone which forms the greater part of the upper roof of the orbits. **funny b.** A popular term for the internal condyle of the humerus where the ulnar nerve passes over it. **haunch b.** See *innominate b.* **heel b.** See *calcaneus*. **hip b.** See *innominate b.* **hyoid b.** A U-shaped b., consisting of a body and the greater and lesser cornua, situated at the base of the tongue. **inferior spongy b., inferior turbinated b.** A thin plate of b. attached by its upper margin to the lateral wall of the nose and separating the middle from the inferior meatus. It articulates with the maxilla, and with the lacrimal, ethmoid, and palate b's. **innominate b.** A b. which, with its fellow of the opposite side and the sacrum and coccyx, forms the bony pelvis. [B. N. A., *os coxae*.] **intermaxillary b.** A fetal b. which lies behind the fore part of the superior maxilla, with which it be-

comes fused. **internal cuneiform b.** The largest of the cuneiform b's of the foot. To it is attached in part the tibialis anticus muscle. **interparietal b.** In the human fetus, the tabular portion of the occipital b., which sometimes persists through life as a distinct b. **irregular b's.** Those b's which are of such irregular shape that they cannot be classed as *long*, *short*, or *flat b's.* **lacrimal b.** A thin scale of b. situated at the anterior and inner part of the orbit. **long b's.** B's the length of which greatly exceeds their thickness. **lower jaw b., lower maxillary b.** See *mandible*. **malar b.** A quadrangular b. which forms the most prominent part of the face. It enters into the formation of the orbit and the anterior part of the zygoma. **mandible b., mandibular b.** See *mandible*. **mastoid b.** The mastoid process of the temporal b. **maxillary b.** See *superior maxilla*, under *maxilla*. **metacarpal b's.** The five b's of the hand which articulate proximally with the carpus and distally with the phalanges. **metatarsal b's.** The five b's of the foot which articulate proximally with the tarsus and distally with the phalanges. **middle cuneiform b.** A short, wedge-shaped b. which lies with its base upward and its apex downward between the second metatarsal, the scaphoid, and internal and external cuneiform b's of the foot. **middle spongy b., middle turbinated b.** A term sometimes applied to the inferior turbinated process of the ethmoid b. It forms the lower portion of the superior meatus of the nose and overhangs the middle meatus. **nasal b.** An irregularly shaped b. which with its fellow of the opposite side forms the bridge of the nose. **navicular b.** See *scaphoid b.* **occipital b.** A rhomboidal b. situated at the lower and back part of the cranium. At birth this b. consists of five pieces, the basi-occipital, the two exoccipitals, the supra-occipital, and the interparietal, all of which are fused into one piece at about the sixth year. **orbicular b.** The extremity of a small tubercle on the long process of the incus, which forms the articulation with the capitulum of the stapes. **palatal b., palate b., palatine b.** A b. which forms the posterior portion of the hard palate and the lateral wall of the nose between the internal pterygoid plate of the sphenoid b. and the superior maxilla. **parietal b.** A quadrilateral b., having an internal concave and an external convex surface. It forms the larger portion of the lateral surface of the skull. **pelvic b's.** The b's which constitute the pelvis. **periosteal b.** A b. formed by the osteogenetic layer of the periosteum. It is the principal, if not the sole form of adult b., and occurs both in b's having an intracartilaginous and in those having an intramembranous ossification. **pisiform b.** A small pea-shaped b. lying on the ulnar side of the pyramidal b. of the carpus. **pneumatic b's.** B's which con-

tain a large number of air cells, or, as in birds, air sacs. **premaxillary b.** See *intermaxillary b.* **pyramidal b.** Syn.: *cuneiform b.* A wedge-shaped b, situated at the outer side of the carpus, with its apex directed downward and outward, and articulating with the semilunar, pisiform, and unciform b's. **rickety b's.** B's which are deficient in earthy matter as the result of rickets. **scaphoid b.** 1. A b. of the tarsus lying on the outer side of the foot. 2. The most external b. of the first row of the carpus. **semilunar b.** A b. of the first row of the carpus lying between the scaphoid and pyramidal b's. **sesamoid b's.** Small b's which lie within the substance of the tendons of various muscles. **short b's.** B's of which the length is greater than the breadth or thickness, but in no marked degree. **sphenoid b., sphenoidal b.** A b. which lies across the base of the skull near its middle, and assists in forming the orbits and the nasal fossae. **sphenoidal turbinate b's.** See *sphenoidal cornua*, under *cornu*. **supermaxillary b.** See *superior maxilla*, under *maxilla*. **symmetrical b's.** B's divided into two equal halves, by the median plane of the body (e. g., the sternum). **tarsal b's.** The bones which form the tarsus, or instep, viz., the calcaneum, the astragalus, the scaphoid b., the cuboid b., and the internal, middle, and external cuneiform b's. **temporal b.** A b. of irregular shape situated at the side of the skull. It is divided into the squamous, petromastoid, and tympanic portions. **thigh b.** See *femur*. **trapezoid b.** A b. of the second row of the carpus. **turbinate b.** Any one of the b's on the outside of the nasal fossa. They are the *superior* and *middle* (part of the ethmoid b.), the *inferior*, and *sphenoid*. **unciform b.** The innermost b. of the second row of the carpus. It is somewhat triangular and has a hook-shaped process upon its anterior surface. **upper jaw b.** See *maxilla*. **wormian b's.** The small b's often found within the cranial sutures. [Old Eng., *ban*.]

bone-ash. See *carbo animalis*.

bone-cell. Bone corpuscle; osteoblast.

bone-conduction. Osteophony; transmission of sound waves through the bones of the head.

bone-earth. The mineral residue obtained by burning bones.

bone-oil. Bone spirit; the volatile products of the dry distillation of bone in the preparation of animal charcoal. See also *Dippel's animal oil*, under *oil*.

bone'set. See *Eupatorium*.

bone-wax. See *Moorhof's b.-w.*

Boujean's ergota. See *extractum ergotae purificatum* under *ergota*.

bony. 1. Consisting of bone. 2. Having large or prominent bones. 3. Resembling bone.

boo-boo. Written also *bouhou* and *boohoo*. A name formerly applied in the Sandwich Islands to a kind of fever which attacks only newcomers, characterized by great depression of spirits and moaning

(whence the name); probably a subacute gastritis.

Boophilus (bo-of'il-us). A genus of cattle ticks. See *Margaropus*. **B. bovis.** The tick which is the medium of transmission for Texas cattle fever. [Gr., *bous*, ox, + *philein*, to love.]

boracic (bo-ras'ik). Containing or derived from borax. **b. acid.** See *boric acid*, under *acid*.

bor'age. Burrage, bee-bread. *Bor'd'go officinal'is*. A species of *B.* indigenous to Asia now common in Europe. The leaves and flowers were formerly employed as a tonic and diaphoretic.

bo'ral. Aluminum borotartrate (proprietary).

bo'ralid. A proprietary mixture of boric acid and acetanilid. Antiseptic; used for eczema.

bo'rate. A salt of pyroboric or tetraboric acid.

bo'rated. Containing or impregnated with boric acid or borax.

bo'rax. Sodium tetraborate, $\text{Na}_2\text{B}_4\text{O}_7 + \text{H}_2\text{O}$. A mild antiseptic, soluble in water, alcohol, and glycerin. **glycerinum boracis.** See *glycerinum sodii boracis*, under *sodium* [Br. Ph.]. **mel boracis.** See *mel sodii boratis*, under *sodium* [Br. Ph.].

borborygmus (bor-bor-ig'mus). Pl. *borborygmi*. A rumbling noise made by the movement of gas in the bowels.

Bordet-Gengou (Bor-da'-Zhaw-goo') **phenomenon.** The fixation of complement by means of an amoceptor after the latter has combined with its antigen. [*J. Bordet*, Belgian bacteriologist; *O. Gengou*, French bacteriologist; contemporaries.]

Bordet's theory (bor-das'). The theory which holds that bacteriolytic and other cytolytic sera owe their action to two distinct substances. The first is specific and is called the *sensitizer*, *preventive substance*, or *antibody*, the second occurs in normal as well as immune serum and is called the *alexin*. The *antigens*, such as bacteria and other foreign cells, form a complex with their specific antibodies which is now endowed with properties of alexin absorption, which neither single constituent possessed. He attributes this action more to a physical, than to a chemical process. Bordet insists upon the unity of the cytolytic substance, it being the same for bacteria, red blood corpuscles, and other cells of a foreign nature, and thus differs from Ehrlich, who believes in a multiplicity of complements.

boricin (bo'ris-in). A mixture of borax and boric acid.

bo'rin. 1. A compound analogous to an amin, of 1 atom of boron and 3 atoms of a univalent element or 3 molecules of a univalent radicle. 2. A proprietary preparation of boric acid.

bor'neol. Syn.: *Borneo-camphor*. $\text{C}_{10}\text{H}_{17}\text{OH}$, the aldehyd which corresponds to Japanese camphor, which is an aldehyd.

bornyyal (bor'ne-val). A trade name applied to borneol isovalerate ($\text{C}_{10}\text{H}_{17}\text{O} \cdot \text{C}_3\text{H}_5\text{O}$) in the form of capsules of 4

minims each. Its action is similar to that of valerian.

boro-. Combining form of boron, used as a prefix in compound words to signify of or pertaining to boric acid.

boroborax. A crystalline mass which separates on cooling from a solution of equal parts of boric acid and borax in boiling water. It is of neutral reaction, and more soluble than boric acid.

borogen (bo'ro-jen). The ethyl ester of boric acid; used by inhalation in coryza and bronchitis.

borogly'cerid, borogly'cerin, borogly'ceri'num. A preparation made by gradually dissolving boric acid in hot glycerin; a pasty mass dissolving in water in all proportions; used as an antiseptic [N. F.].

bo'rol. A mixture of sodium, or potassium sulphate and borate. An antiseptic.

borolyptol (bo-ro-lip'tol). A proprietary antiseptic solution containing boric acid, formaldehyd, and other substances.

borosalicylate. A mixture of boric acid and sodium salicylate. An antiseptic.

borosal'yl. Same as *borosalicylate*.

borover'tin. A trade name for hexamethylenamin triborate; used like hexamethylenamin.

bor'sil (bor'sil). A proprietary mixture composed of borax, boric acid and estyl alcohol; used against hyperhidrosis.

Bostock's catarrh. See *hay fever*.

Boswel'lia Car'teri or Carterii. A species of tree constituting one of the most important sources of oilbanum.

bot. The larva of the *Oestrus equi*, which infests the stomach of horses and occasionally that of man.

botan'ic, botan'ical. Pertaining to botany or to the vegetable kingdom. Certain medical practitioners, professing to use only vegetable drugs, call themselves botanic physicians.

bot'any. The science of the structure, physiology, distribution, and classification of plants. **medical b**. The study of medicinal plants and those that furnish articles of food. [Lat., *botanica*, from Gr., *botane*, herb.]

Bothriocephalus (both-re-o-sef'al-us). A genus of the class *Cestoida* and the order *Pseudophilidea*. The scolex is unarmed and has flat suckers. This genus is a form of tapeworm. **B. cordatus**. A species found in Greenland and Iceland, which infests dogs, seals, and men. It is shorter and more compressed than *B. latus* and the shape of the head is short, broad, and cordiform with lateral projecting borders. **B. cristatus**. See *B. latus*. **B. latus**. Syn.: *Taenia vulgaris*, *Taenia lata*, *Taenia grisea*, and *Dibothriocephalus*. The Swiss tapeworm; a species sometimes attaining a length of 25 feet and a breadth of nearly an inch, and having as many as 4,000 joints. The head has no hooks, but two lateral grooves, by means of which the worm attaches itself to the intestine. It is bluish white, and is most commonly found in Switzerland and neighboring countries, rarely

out of Europe. Its larval form probably exists in fishes. It infests dogs, cats, and man. **B. liguloides**. Syn.: *Ligula Mansoni*. A variety the larval form of which has been found in the subperitoneal connective tissue of man in China and Japan. It may attain a length of 8 inches; posteriorly it is narrowed, and anteriorly it is widened for a short distance into a sort of disk. The head is somewhat compressed and usually more or less invaginated, and lies on a papilliform elevation in the middle of the anterior end. Both surfaces of the body are alike. **B. Mansoni**. See *B. liguloides*. [Gr., *bothrion*, pit, + *kephale*, head.]

botryoid, botryoidal (bot're-oid, bot-re-oid'al). Resembling a bunch of grapes; racemose. [Gr., *botryoeide*, from *botrys*, bunch, cluster, + *eidos*, resemblance.]

Botryomyces (bot-re-o'mi-ses). The generic name of the pathogenic organism of botryomycosis. **B. ascoformans**. The spherical bodies ranging from 0.8 to 12 μ in size, found in the granulomatous lesions of botryomycosis hominis. This organism has not been cultivated. [Gr., *botrys*, a bunch of grapes, + *mykes*, a fungus.]

botryomycosis hominis (bot-re-o-mi-ko'sis hom'i-nis). A rare skin disease, characterized by the development of infectious granulomata in the skin, grapelike or mulberrylike groups of cocci being formed in the tissue. A similar disease is common in horses. [Gr., *botrys*, bunch of grapes, + *mykes*, fungus.]

Botrytis (bot-re'tis). A genus of fungi of the class *Ascomycetes* and order *Pyrenomyces*, which, as vegetable organisms or fungi are parasitic on decaying vegetables and on insects. **B. bassiana**, **B. Bassii**. The fungus that produces the disease of silkworms, known as muscardin. The spores developing in the bodies of dead animals, infect other animals by penetrating the skin by means of hyphae. **B. infestans**. A species parasitic on the potato plant, causing the disease called murrain.

bots. A diseased condition in horses and oxen, thought to be due to the larvae of the *Oestrus equi*, or botfly. Various morbid conditions, such as colic, convulsions, and staggers, have been ascribed to their presence, but as a rule they are innocuous. [Origin doubtful.]

Böttger-Almén-Nylander sugar test. Also called Nylander's test. Based upon the reduction of an alkaline solution of bismuth subnitrate, which contains Rochelle salts, by glucose, black bismuth being formed. Some sulphur compounds, at times present in the urine, also give the reaction (BiS_3) so that a positive test is not always conclusive evidence of sugar. [Böttger, German chemist; Almén, Swedish physiologist; Nylander, Swedish chemist; contemporaries.]

Bottini's operation (bot-e'nēs). The cauterization of the enlarged prostate by means of a galvanocautery introduced

- through the urethra in order to cause shrinkage by subsequent contracture of the prostate. [*Enrico Bottini*, Italian surgeon, 1837-1903.]
- bottle**. A vessel, usually of glass and having a more or less narrow neck, for holding liquids. **b. fed.** Fed by means of a nursing **b.** **nursing b.** A **b.** from which milk or some mixture containing milk is to be sucked by an infant; preferably a **b.** with a rubber nipple slipped over its mouth. **specific gravity b.** A **b.** containing a known weight of water, used for ascertaining the specific gravity of other liquids. **wash b.** A **b.** partly filled with water and having two tubes which enter it through the stopper, one dipping below the surface of the water and the other terminating above it; used for washing gases, which are forced in through the tube with the submerged end, rise through the water, and escape by the other tube. With the tubes suitably bent, it is also used for washing precipitates, etc., by directing a stream of water on to them blown through the tube which terminates just below the stopper. [Lat., *buticula*.]
- botuliform**. Sausage-shaped. [Lat., *botulus*, a sausage, + *forma*, form.]
- botulin**. See *botulismotoxin*.
- botulism**. Poisoning from sausage or other meat, thought to be produced by the *Bacillus botulinus*. [Lat., *botulus*, sausage.]
- botulismotoxin**. A soluble toxin produced in meat and sausages by *Bacillus botulinus*.
- Bouchardet's reagent** (boo-shar-däs'). A solution of 1 part of iodine and 2 parts of potassium iodid in 50 of water.
- Boudin's law** (boo-dahs'). The l. of the antagonism of malarial and tuberculous disease.
- bougie** (boo-jhee'). 1. In surgery, a cylindrical instrument, generally flexible, designed for insertion into the urethra or some other canal of the body. Varieties are: **acorn-tipped**; **bulbous**; **conical**; **esophageal**; **filiform**; **medicated**; **metallic**; **b. à boule** (ā-bool), one with a bulbous extremity; **olive-pointed**; **rectal**. 2. In pharmacy, a solid preparation in the form of a cylinder for introduction into the urethra or other orifices of the body. [Fr., *bougie*, a candle.]
- bouillon** (bu-e-yan'). 1. A clear beef-tea. 2. A culture medium much used in the bacteriological laboratory, consisting of 3 grms. of beef, 5 grms. of salt, 10 grms. of peptones (Witte) and 1 liter of water dissolved by boiling and then filtered. It forms the basis of many other media. [Fr.]
- boukne'mia**. See *elephantiasis*.
- Boulton's solution**. The *liquor iodi carbolatus* of the Nat. Form.
- bovine**. Pertaining to, or derived from an ox, bull, cow, or calf. [Lat., *bovinus*.]
- bovinin** (bo'vin-in). A proprietary preparation said to consist of ox blood, brandy, and glycerin. It contains approximately 8 per cent. of alcohol and 2.38 per cent. of nitrogen.
- bow'el**. See *intestine*. **lower b.** See *rectum*.
- bow'-legs**. An outward situation of one or both knees, due to the bending of the tibia, the femur, or both.
- Bowman's cell**. Syn.: *c. of a glomerulus*, *malpighian c.*, *Müller's capsule*. The hyaline membrana propria forming the wall of the spherical cecal enlargement at the origin of the uriniferous tubules. It is connected with the surrounding parts by a limited amount of connective tissue and is lined by epithelium which is reflected over the contained glomerulus.
- Bowman's disk**. The disklike masses into which a striated muscular fiber breaks.
- Bowman's layer**, **B's layer of the cornea**. The anterior l. of the cornea situated immediately beneath the epithelial layer.
- Bowman's membrane**. See *Bowman's layer*, under *Bowman*.
- Boyle's law**. The l. that the volume occupied by a fixed quantity of every gas is inversely proportional, and the density is directly proportional to the pressure applied to the gas.
- Boze'man's operation**. An operation, performed in the knee-breast posture, for the relief of ureterovaginal fistula.
- B's catheter**. A double-current catheter for intra-uterine irrigation. **B's dressing forceps**. A forceps made on the scissors plan with a curve on the flat, serrations at the ends of the blades, and a catch. **B's irrigator**. A uterine irrigator with curve conforming to the uterine canal. Also known as *Bozeman-Fritsch irrigator*. [*Nathan Bozeman*, New York gynecologist, 1825-1905.]
- B. P.**, **Br. Ph.** British Pharmacopœia.
- Br.** Symbol for the element bromine.
- brace**. An apparatus for supporting some part of the body or for strengthening some other part of an apparatus.
- bra'chial**. Pertaining to the arm. See *table of arteries under artery*, and of *muscles under muscle*. [Gr., *brachion*, arm.]
- brachialgia** (bra-ke-al'je-ah). Pain located in one or more of the branches of the brachial plexus. [Gr., *brachion*, the arm, + *algos*, pain.]
- brachialis** (bra-ke-al'is). See *table of muscles*, under *muscle*.
- brachinin** (brak'in-in). An irritant substance said to be an extract of the bombardier beetle, *Brachinus crepitans*. It has been recommended as a counterirritant in chronic joint affections.
- brachioradialis** (brak'e-o-ra-di-al'is). See *table of muscles*, under *muscle*.
- brachium** (bra'ke-um). The arm (from the shoulder to the elbow); also any armlike structure or object. **anterior b.** A tract of white nerve substance which extends from the anterior corpus quadrigeminum upward and forward between the external and internal geniculate bodies to the optic tract, with which it is continuous. **b. cerebelli**. The peduncle of the cerebellum. **b. conjunctivum**, **b. conjuntorium**. Two white tracts in the brain. **b. copulativum**. The superior peduncle of the cerebellum. **brachia**

fornicis. See *pillars of the fornix*. **b. inferius.** See *posterior b. brachia lateralia*. The brachia of the corpora quadrigemina. **b. opticum.** A central prolongation of the optic tracts, along with fibers from the cerebral cortex. **b. pontis.** The middle peduncle of the cerebellum. **b. quadrigeminum.** See *b. opticum*. **posterior b.** A tract of white substance extending from the posterior corpus quadrigeminum forward and outward to dip beneath the inner geniculate body. [Gr., *brachion*, arm.]

brachy-. Combining form of Gr., *brachys*, short; used as a prefix in compound words to signify short.

brachycephalia (bra-ke-sef-al'e-ah). A type of cranial formation in which the anteroposterior diameter is short, the cephalic index being greater than 80°. [Gr., *brachys*, short, + *kephale*, head.]

brady-. Combining form of Gr., *bradys*, slow; used as a prefix in compound words to indicate slowness.

bradyarthria (brad-e-ar'thre-ah). Slow speech. [Gr., *bradys*, slow, + *arthron*, articulation.]

bradycardia (bra-de-kar'de-ah). Slowness of cardiac action. [Gr., *bradys*, slow, + *kardia*, heart.]

bradyhalia (brad-il-a'le-ah). See *baryhalia*.

brain. The encephalon; all that part of the central nervous system which is contained within the skull, comprising the cerebrum and the cerebellum, the pons Varolii, and the medulla oblongata. See *cerebrum* and *cerebellum*. **afterb'**. See *metencephalon*. **b. bladders.** The cerebral vesicles. **b. case, b. chamber.** That part of the skull which incloses the b. **b'like.** See *encephaloid*. **b. pan.** See *b. case*. **foreb.** See *prosencephalon*. **great b.** See *cerebrum*. **hind-b.** See *epencephalon*. **interb.** See *thalamencephalon*. **little b.** See *cerebellum*. **midb.** See *mesencephalon*. **wet b.** The cerebral edema of chronic alcoholism. [Old Eng., *braegen*, from low Eng., *brägen*.]

brain-fever. Meningitis.

brain-sand. The calcareous matter found in the follicles of the epiphysis cerebri and sometimes also in the choroid plexuses. *Acervulus*.

brain-storm. A passing violent outburst of mental excitement seen in various psychoses. A purely popular term.

bran. The epidermic scales separated from grain by bolting. In the form of unbolted flour, b. is made into bread, which is eaten as a corrective of constipation and for the additional nutriment contained in the b.; by itself, in hot infusion (b. tea) it is used as a demulcent. It is also used for making poultices. [Of doubtful etymology.]

branch. An outgrowth or prolongation from a main trunk or structure; one of two or more divisions of a main stem, as of a plant, an artery, a nerve, a bronchial tube, etc.

branchia. A gill. Usually used in pl., *branchiae*, the bronchial fissures, or gill-

clefts, three in number, occurring on each side of the neck of the human embryo, and entering into the development of the ear, tonsils, and jaws. [Gr., *bragchia*, gills.]

branchial (bran'ke-al). Pertaining to the branchiae or to the b. arches or fissures.

branchiomere (bran'ke-o-mere). An embryonic segment corresponding to one of the branchial clefts.

Brand's meth'od. The treatment of typhoid fever by cold baths. [Ernest Brand, Ger. physician, 1827-1897.]

bran'dy. A spirituous liquor distilled from wine. It has a peculiar flavor and odor, and varies in color from pale amber to dark reddish brown. The color is due to principles derived from the wood of the cask, and usually deepens with age, but that of the highly colored liquors is due to an admixture of caramel. B. should contain about 50 per cent. of alcohol by volume [U. S. Ph.]. [Lat., *spiritus vini gallici*; Dut., *brandwijn*, brandy.]

brash. Called also *water brash*. See *pyrosis*. [Gael., *brais*, a fit.]

Bras'sica. 1. The cabbage. 2. A genus of cruciferous plants of the tribe *Brassicaceae*, including the cabbages, turnips, and (according to Bentham and Hooker) the mustards.

Brayera (brah-ye'rah). 1. Of Kunth, a genus of rosaceous plants. 2. The female inflorescence of *B. anthelmintica*, the *cusso* of the U. S. Ph., and Br. Ph. It is used against tapeworm in the form of an infusion. *Kusso*.

bra'yerin. See *kosin*.

bread. An article of food made by baking a mixture of some ground cereal with water and usually some sort of leaven. **diabetic b.** B. made of flour containing a minimum of carbohydrates; among the varieties of it are: gluten b., almond b., and protein b. in which casein is used. [Ang.-Sax.]

breakbone fever. See *dengue*.

breast (brest). 1. The chest, especially its upper and anterior portion. 2. The mammary gland. **b. bone.** See *sternum*. **b. pang.** See *angina pectoris*. **broken b.** Abscess of the mammary gland. **chicken b.** Deformity of the chest in which the sternum is prominent as in fowls. [Ang.-Sax., *breost*.]

breas'tings. See *colostrum*.

breath (brëth). 1. The process of breathing; also an individual act of inspiration or expiration. 2. The air breathed, especially the expired air. See also *tidal air*, *under air*.

breath'ing. See *respiration*. **b. air.** See *tidal air*, *under air*. **b. capacity.** Syn.: *vital*, or *extreme breathing capacity*. The amount of air that can be forced from the lungs voluntarily, after the fullest possible inspiration, representing the sum of the tidal, complemental, and supplemental air. **b. volume.** See *tidal air*, *under air*. **bronchial b.** See *bronchial respiration*, *under respiration*. **mouth b.** habitual b. through the m., especially during sleep.

breech. The buttocks; the gluteal prominences forming the lower and posterior portion of the trunk. **b. presentation.** In obstetrics, the position of the buttocks of the child at the inlet of the true pelvis of the mother. [Ang.-Sax., *brēc.*]

breg'ma. The upper and fore part of the head; more exactly, the point of junction of the coronal and sagittal sutures, corresponding to the anterior fontanel in infants. See *occiput*. [Gr., *bregna*, the front part of the head.]

brenzcain (brents-ka'in). Guaiacolbenzyl ester of Merck, $C_{14}H_{14}O_2$; said to act much like guaiacol.

brenzcat'echin. See *catechol*.

Breschet's si'nus (bres-shāz'). A s. extending from the superior longitudinal s. to the cavernous s.; in many instances the middle meningeal vein enlarged. [Gilbert Breschet, Fr. anatomist, 1784-1845.]

Brew'ster's law. Syn.: *tangential l.* The l. which declares that for any substance the polarizing angle is equal to that angle of incidence at which the portion of light that is reflected is at right angles to the portion that is refracted.

Brew'ster's prismatic stereoscope. A s. consisting of two prisms with convex surfaces, having their refracting angles turned inward, one before each eye, though which the person being examined must look with parallel visual lines. In the median plane between the two prisms is placed a blackened screen, which reaches nearly to the points of fixation. The eyes are correctly accommodated by the convexity of the prismatic surface, and the images of the two objects of fixation are fused into one by the action of the prisms.

bridge. A structure spanning a gap or interval between two parts, which it thus connects. In dentistry, the adaptation of artificial crowns of teeth to adjacent teeth to fill the vacant space made by the loss of natural teeth. Bridges are fixed or immovable and are made of porcelain, gold, or gold with porcelain facing.

b. of the nosc. The prominent upper portion of the external nose, formed by the nasal bones. **b. of Varolius.** See *pons Varolii*. **intercellular b's.** Slender processes of cell substance connecting neighboring cells. **Wheatstone's b.** An apparatus for determining the resistance encountered by a galvanic current by comparing or balancing it with a known resistance. [Ang.-Sax., *brycg.*]

bridle. A band or filament stretching from one part to another, whether normal or pathological. See also *frenum*. [Ang.-Sax., *bridel.*]

Bright's disease. Syn.: *albuminuria renalis*. See *nephritis*. [Richard Bright, Eng. physician, 1789-1858.]

brim. A shore, border, or rim; the superior strait of the pelvis formed by the upper edge of the symphysis and the body of the pubic bone and the ileopectineal line in front and on the sides, and

by the promontory of the sacrum behind. [Ang.-Sax., *brim*, seashore.]

brim'stone. Sulphur. Specifically sublimed sulphur remelted and cast in cylindrical molds. [Old Eng., *brynston*, *brendston*, from Ang.-Sax., *bryne*, a burning.]

Briquet's ataxia (bri-kāz'). Hysterical ataxia.

broach. A fine, smooth, or barbed instrument for enlarging or dressing the canal of a tooth or for removing the pulp. [Mid. Eng., *broche.*]

Broad'bent's sign. Systolic retraction of the interspace near the apex of the 11th and 12th ribs in the back as a sign of adherent pericardium. [Sir William Broadbent, Eng. physician, 1835-1907.]

Bro'ca's angle. The angle formed by the intersection of lines coming from the nasal spine and the nasal point. **B's center.** See under *center*. **B's convolution.** The third left frontal convolution of the brain. [Paul Broca, Parisian surgeon, 1824-1880.]

Bro'die's abscess. Syn.: *quiet bone abscess.* A cavity formed in the shaft of the femur in the course of osteomyelitis without suppuration. Its walls are thickened and it contains fluids that may be sterile. [Sir Benjamin Collins Brodie, Eng. surgeon, 1783-1862.]

bro'ma. 1. Solid food. 2. An easily digested form of cocoa from which the oil has been extracted. [Gr., *broma*, food.]

bro'mal. Tribromaldehyd, $Br_3C.CHO$. A colorless, oily liquid, of a burning taste and penetrating odor; used as a hypnotic. See *chloral*. **b. hydrate.** A crystalline substance, $CBr_3.CH(OH)_2$, analogous to chloral hydrate, formed by the union of b. with water; decomposed by alkalis with the production of bromoform. It has been used in epilepsy, chorea, and the pains of tabes dorsalis. [Bromin + aldehyd.]

bromalbu'min. A proprietary compound known as bromosin, containing 10 per cent. of bromin in combination with egg-albumin.

bromal'dehyd. A compound of bromin with aldehyd. *Dibromaldehyd* has the composition $CHBr_2.CHO$, with a polymeric form, *paradibromaldehyd*, $3C_2H_2Br_2O$, used as a hypnotic.

brom'alin. Ethyl bromid plus utropropin. **brom'amid.** A bromin compound, $C_6H_2Br_3NH.HBr$, of the anilid group; used as an antipyretic and antineuralgic.

bro'mate. A salt of bromic acid combined with a base. [Lat., *bromas.*]

bromatotoxicon (bro-ma-to-toks'i-kon). A general term for poison forming in spoiled food.

bromatotoxin (bro-ma-to-toks'in). A basic poison or ptomain generated in food by bacteria. [Gr., *broma*, food, + *toxikon*, poison.]

bromatotoxism, bromatotoxismus (bro-mat-o-toks'ism, bro-ma-to-toks-is'mus). Food poisoning of animal or vegetable origin. [Gr., *broma*, food, + *toxikon*, poison.]

bromcam'phor. See *camphora monobromata*.

bromc'e lin. A ferment, acting like trypsin, obtained from the pineapple. [Lat., *bromelia*, pineapple.]

brometh'ylene. A substitution product of bromin and ethylene, including *monobromethylene* (which is meant when the word is used without a prefix) and *tribromethylene*.

bromhy'drate, bromhy'dras. See *hydrobromid*.

bro'mic. Containing or combined with bromin (usually restricted to compounds containing bromin united with oxygen and combined with a greater relative amount of that element than is present in the supposititious bromous compounds).

b. acid. See under *acid*. [Lat., *bromicus*.]

bro'mid. A compound formed by the replacement of the hydrogen in hydrobromic acid by a metallic or an organic radical. The official bromids in the U. S. Ph. are ammonium, calcium, lithium, potassium, sodium, strontium and zinc. [Lat., *bromidum*.]

bromidia (bro-mid'e-ah). A proprietary preparation containing in each fluid dram 15 grains each of chloral hydrate and potassium bromid and $\frac{1}{8}$ grain each of extract of *Cannabis indica* and extract of *hyoscyamus*.

bro'midin. A hypnotic preparation said to consist of chloral hydrate, extract of *Cannabis indica*, and extract of *hyoscyamus*.

bro'min. A non-metallic element, which is a dark brown liquid, giving off highly irritant fumes of a disagreeable suffocating odor, and a burning taste; caustic and corrosive. Symbol, Br. Atomic weight 80. **liquor bromi** [N. F.]. Smith's solution of bromin, containing 25 per cent. of bromin held in aqueous solution with the aid of potassium bromid. [U. S. Ph., Br. Ph.] [Lat., *bromum*, from Gr., *bromos*, a stench.]

bromi'odid. A compound consisting of the bromid and iodid of the same base.

bro'mipin. A solution of bromin in oil of sesame, containing 10 per cent. or $33\frac{1}{3}$ per cent. of bromin. It is a proprietary preparation and is supplied in either of the two strengths. Used as a sedative. [U. S. Dispensatory.]

bro'mism. Poisoning with bromin, usually from the excessive use of the bromids; characterized by drowsiness, physical and intellectual weakness, and various skin lesions, often increased reflexes and mild delirium.

bromo-; before a vowel, **brom-**. Combining form of bromin, used as a prefix in compound words to indicate of or pertaining to bromin.

bro'mo-albu'min. Same as *bromalbumin*.

bro'mocaff'cin. A proprietary preparation that contains caffein and potassium bromid; used for sick headache.

bro'mochloral'um. A proprietary disinfectant and antiseptic preparation con-

taining aluminum chlorid and alkaline salts.

bro'mocoll. A condensation product of bromin, tannic acid, and gelatin; it contains 20 per cent. of bromin. Used as a hypnotic.

bro'moform, bromofor'mum. An oily liquid, CH.Br₃, resembling chloroform in its reactions; an anesthetic and hypnotic, and used in whooping-cough. [U. S. Ph.]

bromohy'drate. See *hydrobromid*.

bromohy'dric. See *hydrobromic*.

bro'mol. A proprietary name for tribromophenol, Br₃C₆H₂CH₃.

bro'moma'nia. A mental disturbance caused by bromid toxemia, from large single or continuous small doses.

bro'mopan. A bromin compound intended for the administration of bromin with bread.

bromophen'ol. Any one of the isomeric monobromophenols, Br.C₆H₄OH.

bromophen'yacetamid. Syn.: *acetobromanilid*. A general name for a series of crystalline bromin substitution products of phenylacetamid, including *monobromophenylacetamid* (acetomonobromanilid), C₆H₄Br.NH.C₂H₅O, three isomeric forms of which are known, termed respectively ortho-, meta-, and paramonobromophenylacetamid; *dibromophenylacetamid* (acetodibromanilid), and *tribromophenylacetamid* (acetotribromanilid).

bromopyrin (bro-mo-pi'rin). 1. The compound C₁₁H₁₁BrN₂O; an antipyretic. 2. A mixture of antipyrin, caffein, and sodium bromid.

brom'osin. See *bromalbumin*.

bro'mural. 2-Monobromisovalerylurea (C₆H₁₁H₂O₂Br). A hypnotic.

bron'chial. Pertaining to the bronchi or the b. tubes. **b. tubes.** See under *tube*.

b. artery. See *table of arteries under artery*.

bronchiectasis (bron-ke-ek'tas-is). Dilatation of one or more of the bronchial tubes. [Gr., *brogchia*, the bronchial tubes, + *ektasis*, expansion.]

bronchiloquy (brong-kil'o-kwe). A high pitched chest sound due to consolidation of the lung. [Lat., *bronchus*, bronchus, + *liqui*, to speak.]

bronchio-; before a vowel, **bronchi-**. Combining form of bronchia, the ramified portion of the windpipe; used as a prefix in compound words to signify of or concerning the windpipe.

bronchiocele (bron'ke-o-sel). A swelling or dilatation of a bronchiole. [Lat., *bronchiolus*, a little air passage, + Gr., *kele*, tumor.]

bronchioles (bron'ke-ols). Pl. The ultimate branches of the bronchial tubes, to which the alveoli are connected.

bronchitis (bron-ki'tis). Catarrhal inflammation of the bronchial tubes, especially the larger ones, within the lungs. The term is popularly applied to catarrhal affections of the larynx, trachea, and bronchi. **b. diffusa sicc.** Diffuse dry b. **b. exsudativa, b. fibrinosa.** See *croupous b. b. putrida*. See *fetid b. b.*

- suffocans.** See *capillary b.* **capillary b.** An acute catarrhal inflammation of the finer bronchial tubes; a severe and often fatal affection, commonly thought to attack children especially, usually localized; often not to be distinguished from bronchopneumonia. **chronic b., chronic catarrhal b.** A form of *b.* characterized by attacks occurring every winter, and at last becoming continuous. **convulsive b.** Whooping-cough. **croupous b.** An acute or chronic *b.* in which casts of the bronchial tubes are formed by fibrinous exudation. **eosinophilous b.** A form of chronic *b.* characterized by numerous eosinophilous cells in the sputum. **exudative b., fibrinous b.** See *croupous b.* **fetid b.** *B.* with fetid expectoration. **mechanical b.** *B.* due to mechanical irritation, as by the habitual inhalation of dust of various kinds. **senile b.** Chronic *b.* in aged persons. **summer b.** Hay fever. [Gr., *brogchia*, the bronchial tubes, + *itis*, inflammation.]
- broncho-;** before a vowel, **bronch-.** Combining form of bronchus.
- bronchocele** (bron'ko-sēl). Another name for goiter. [Gr., *brogchos*, trachea, + *kele*, tumor.]
- bronchoconstrictor** (brong'ko-kon-strik'tor). The name applied to the nerve fibers which cause constriction of the bronchioles by contraction of the circular layer of muscle.
- bronchodilator** (brong'ko-di-la'tor). The name applied to the nerve fibers which cause dilatation of the bronchioles by inhibition of the tone of the circular layer of muscle.
- bron'cholith.** A concrement formed in a bronchial tube. [Gr., *brogchia*, the bronchial tubes, + *lithos*, a stone.]
- bronchophony** (bron-kof'o-ne). The natural sound of the voice, heard when one auscults over the trachea or the bronchi. A similar sound is heard over consolidated lung. **whispering b.** A high-pitched, tubular sound heard on auscultation when the patient whispers. [Gr., *brogchos*, a bronchus, + *phone*, the voice.]
- bronchopneumonia** (bron'ko-nu-mo'ne-ah). Areas of pneumonic exudate, surrounding the smaller bronchi, where the inflammatory process usually originates. Also called *lobular pneumonia*. [Gr., *brogchia*, the bronchial tubes, + *pneumonia*.]
- bronchorrhagia** (bron-ko-ra'je-ah). Hemorrhage from or into the bronchi or the bronchial tubes. [Gr., *brogchos*, a bronchus, + *regmuthai*, to break forth.]
- bronchorrhea** (bron-kor-re'ah). Bronchial catarrh, usually chronic, with profuse expectoration. **b. serosa.** *B.* in which the expectoration is serous. [Gr., *brogchia*, the bronchial tubes, + *rein*, to flow.]
- bronchoscope** (brong'ko-sko-pe). An instrument for inspecting the interior of the bronchi for the detection of the loca-
- tion of foreign bodies. [Gr., *brogchos*, windpipe, + *skopein*, to view.]
- bronchotomy** (bron-kot'o-me). A general term for the operations of making an opening into the air passages. [Gr., *brogchos*, trachea, + *temnein*, to cut.]
- bron'chovesic'ular.** Pertaining to the bronchial tubes and the pulmonary air vesicles; of an auscultatory sound, having the features of both bronchial breathing and the vesicular murmur.
- bronchus** (bron'kus). Pl. *bronchi*. 1. Either one of the two main branches of the trachea. 2. The trachea. **eparterial b.** The first division of the right bronchus. **hyparterial b.** The left *b.*, together with the right *b.*, below the first division. [Gr., *brogchos*, windpipe.]
- bronzed.** Rendered like bronze in color. **b. skin.** See *Addison's disease*.
- broom.** See *scoparius*.
- brousnika** (broos'ne-kah). A preparation made from the berries of *Vaccinium vitis idaea*.
- broth.** Liquid in which flesh (and sometimes other substances, as rice or barley) has been boiled; thin soup.
- bro'valol.** Bromyl bromvalerate (C₁₅H₂₅O₂Br). Antispasmodic and nervine.
- brow.** The superciliary ridge, the forehead over one eye or the entire forehead. **b. ache.** Supra-orbital neuralgia. **b. presentation.** In obstetrics, the position of the forehead of the child at the brim of the true pelvis of the mother. [Old Eng., *brú*.]
- brown'ian movements.** The dancing movements shown by minute particles suspended in a liquid or in the liquid material of a living cell. First described by the English botanist, Brown, and supposed to be due to the constant bombardment of the molecules of the liquid. [Robert Brown, English botanist, 1773-1858.]
- brown-tailed moth.** A European moth, *Euproctis chysorrhæa*, which has been introduced into the United States. The caterpillar has barbed nettlelike hairs which become detached and penetrate the human skin causing dermatitis.
- bru'cia, bru'cin, bru'cina, bru'cinum, bru'cium.** A crystalline alkaloid, C₂₈H₂₀N₂O₄ + 4H₂O, derived from *Strychnos nux vomica* and other species of *Strychnos*.
- Bruck's membrane.** The external layer of the choroid.
- Brücke's bismuth iodid test** (bre'kez). A *t.* by which the presence of glucose is shown by the brown or black coloration it causes in a solution made by boiling for ten minutes 5½ grams of freshly precipitated bismuth subnitrate and 30 of potassium iodid with 150 c.c. of water, and adding 5 grams of a 25 per cent. solution of hydrochloric acid.
- bruit** (bru'e). A murmur or other sound heard on auscultation over the heart or blood vessels. **anemic b.** See *anemic murmur*, under *murmur*. **b. de diable.** The venous hum of anemia, so-called from its resemblance to the toy called *diable*. Also the subjective tinnitus of

chlorotic patients and a humming hallucination of hearing in the insane. **placental b.** See *uterine soufflé*, under *soufflé*. [Fr.]

Brunner's glands. Minute acinotubular or racemose g's in the submucosa of the duodenum. They open by a special duct in the lumen of the intestine, at the base of the villi. The structure is quite similar to that of the pyloric g's of the stomach. The secretion digests starch and uncoagulated albumin. [Johann Conrad Brunner, Swiss anatomist, 1653-1727.]

brush. A collection of bristles or other similar flexible, shaftlike objects properly set in the form of an implement for rubbing articles or for applying liquids. **acid b.** A b. made of fine threads of glass, used for applying acids. **electric b., faradic b.** A wire b. to be used as an electrode. [Ang.-Sax., *byrst*.]

Bryonia. 1. Bryony; a genus of cucurbitaceous plants. 2. The root of *B. alba* and of *B. dioica*. Bryony is an active purgative. [Gr., *bryonia*.]

bryonin. A glucosid, $C_{48}H_{80}O_{16}$, obtained from *Bryonia alba* and *Bryonia dioica*; an amorphous powder, intensely bitter, and in large doses poisonous.

bryony. See *Bryonia*.

bu'bo. Pl. *buboes*. An inflammatory swelling of a lymphatic gland, usually an inguinal gland, seen most frequently after gonococcus infection. The term has been displaced largely by adenitis. **bullet b.** A hard, small b. as from an enlarged individual gland in syphilis. **chancroidal b.** Accompanying chancroid and generally suppurative. **gonorrhoeal b.** Accompanying gonococcus infection. **indolent b.** Hard, little, and tender, and showing no tendency to suppuration. **malignant b.** That characteristic of bubonic plague. **pestilential b.** See *malignant b.* **syphilitic b.** One or more separate glands, showing no tendency to suppuration. **tuberculous b.** One due to tuberculous infection of the gland. **venereal b.** One due to the infectious agents of gonorrhoea or syphilis. [Gr., *boubon*, groin.]

bubonic. Relating in any way to a bubo. **b. plague.** The most common form of the plague characterized by the occurrence of buboes in the groin or axilla. See *plague*.

buccal (buk'al). Pertaining to or directed towards the cheeks. In dentistry, the surface of the side teeth of either jaw lying next to the cheek. **b. angle.** In dentistry, the angle between the surface of the crown and the buccal surface. **b. artery.** See *table of arteries* under *artery*. **b. cleft.** Syn.: *macrostoma*. A variety of harelip, in which the deformity involves the cheeks, the fissure extending from the angles of the mouth outward, causing an enlargement of the natural opening.

buccal glands. Small mucous glands, between the mucous membrane and the buccinator muscle.

buccinator (buk'sin-a-tor). See *table of muscles*, under *muscle*.

buc'co. Combining form of Lat., *bucca*, mouth, cheek; used to denote having to do with the mouth or inner surface of the cheek.

buccocervical ridge. In dentistry, the ridge near the cervix on the buccal surface of the deciduous molars.

buc'cula. A fleshy prominence or fulness beneath the chin, forming a "double chin." [Lat., dim. of *bucca*, the mouth, the cheek.]

bu'chu, buc'co, buc'cu. The leaves of the *Barosma betulina* [U. S. Ph.], a shrub growing in South Africa; *Barosma crenulata*; and *Barosma serratifolia*; used chiefly in catarrhal affections of the urinary tract. The fluidextract [U. S. Ph.], and several elixirs of the N. F., as well as the infusion [Br. Ph.], are used. [An adaptation of the native name.]

buck'bean. Written also bogbean. See *Menyanthes trifoliata*.

buck'eye. Hippocastanum or horse-chestnut.

Buck'ingham's reagent. A solution of 1 part of ammonium molybdate in 16 parts of concentrated sulphuric acid, to be warmed for use.

Buck's extension. An apparatus for making extension of the lower limb in fracture of the thigh, by means of adhesive strips applied to the leg and a cord and a weight at the foot of the bed, which is raised. [Gordon Buck, New York surgeon, 1807-1877.]

buck'thorn. The genus *Rhamnus*, particularly *R. frangula*.

bud. In botany, a prominence consisting of an aggregation of rudimentary structures destined to develop into a leaf or a flower. **taste b's.** Ovoid or flask-shaped bodies situated around the circumvallate papillae of the tongue, with their apices projecting between the epithelial cells in the form of filaments. They have been thought to be organs of taste, but they occur where there is no sense of taste.

Budge's center. See under *center*.

buffy coat. See under *coat*.

Bufo. A genus of toads. From one or more species, bufonin and bufotalin are obtained; *B. aqua* yields a venom from which bufagin and a substance identical with epinephrin have been extracted. Bufagin, bufonin and bufotalin have actions much like those of digitalis.

bug'gery. Sexual intercourse through the anus. Sodomy. [Old Fr., *bougre*, heretic.]

Bühl'mann's fibers. Lines found in the carious parts of the teeth.

bulb. 1. In general, any rounded, more or less spherical, or ovoid body, whether solid or hollow. 2. In botany, an abbreviated, more or less globular plant axis, enveloped above by an aggregation of fleshy leaves (a leaf bud) and bearing roots below, also a swollen portion of the pedicle of certain fungi. **aortic b.** The expanded initial portion of the aorta;

in embryology, the aortic (or primitive arterial) stem (see *arterial b.*); in comparative anatomy, a bulbous enlargement of the cardiac aorta which contains striped muscular fibers and contracts rhythmically. **arterial b.** Of the embryonic heart, the anterior portion, which by division gives rise to the aortic and pulmonary stems. **b. of the corpus cavernosum.** An enlargement of the crus of the corpus cavernosum at the root of the penis. **b. of the corpus spongiosum.** See *b. of the urethra.* **b. of the eye.** The eyeball. **b. of the fornix.** See *splenium.* **b. of the olfactory nerve.** See *olfactory b.* **b. of the spinal cord.** See *medulla oblongata.* **b. of the urethra.** A bulbous expansion of the proximal end of the corpus spongiosum urethrae. **b's of the vagina, b's of the vestibule.** See *bulbi vestibuli vaginae*, under *bulbus.* **central b.** The core of a terminal nerve corpuscle. **cylindrical end b.** See *end bud*, under *separate heading.* **fornix b's.** See *splenium.* **four b's.** See *corpora quadrigemina*, under *corpora.* **gustatory b's.** See *taste buds*, under *bud.* **naked b.** A b. (in the botanical sense) with loose, separable scales. **olfactory b.** An oblong body, consisting almost entirely of gray matter, resting on the cribriform plate of the ethmoid bone, through the perforations of which it sends down nerve filaments from its lower surface to enter the nose. **proximal b.** Of a cilium of a ciliated cell, that portion which is next the cell and connected with it by the intermediate segment. **taste b's.** See *taste buds*, under *bud.* **terminal nerve b.** See *end bud*, under *separate heading.* [Lat., *bulbus*, a bulbous root.]

bulbar. 1. Relating to a bulb. 2. Relating to the medulla oblongata.

bulbocavernosus (bul''bo-kav-er-no'sus). See *table of muscles*, under *muscle.*

bul'bus. Pl. *bulbi.* A bulb. **b. aortae, b. aorticus.** See *aortic bulb*, under *bulb.* **b. arteriosus.** See *arterial bulb*, under *bulb.* **b. corporis cavernosus penis.** See *bulb of the corpus cavernosum*, under *bulb.* **b. fornicis.** See *splenium.* **b. medullae oblongatae.** See *medulla oblongata.* **b. oculi.** The globe of the eye. **b. olfactorius.** See *olfactory bulb*, under *bulb.* **bulbi priorum crurum fornicis.** The corpora albicantia. **bulbi tonsillares.** The lobules of the cerebellum. **b. urethrae.** See *bulb of the urethra*, under *bulb.* **b. venae jugularis internae inferior.** An egg-shaped dilatation of the internal jugular vein just above its junction with the subclavian vein. **b. venae jugularis internae superior.** An expansion of the internal jugular vein at its exit from the jugular foramen. **bulbi vestibuli vaginae.** The bulbs of the vestibule of the vagina; each is a network of veins situated behind the labium minus, representing the bulb of the urethra of the male. [Lat., *bulbus*, a bulbous root.]

bule, bulesis (bu'lē, bu-le'sis). The will;

will power. [Gr., *boule, boulesis*, a willing.] **bulimia** or **boulimia** (bu-lim'e-ah). Bulimic; an inordinate craving for food; faintness relieved only by eating. **b. verminosa.** B. attributed to intestinal worms. **epileptic b.** B. occurring before an epileptic fit. [Gr., *bou*, a particle used to express large size, + *limos*, hunger.]

bul'la. 1. An elevation of the skin, containing free fluid, greater in size than a split pea; and sometimes called *bleb* or *blister.* 2. A stud-shaped bony projection. **b. ethmoidalis.** A globular swelling on the medial surface of the lateral mass of the ethmoid bone, behind the uncinat process. [Lat., *bulia*, pl. *bullae*, bubble.]

bul'late. A term used in descriptive bacteriology to denote a growth which is blistered; one rising in convex prominences. [Lat., *bullatus.*]

bullet forceps. A two-pronged vulsellum forceps with a catch on the handles.

bun'dle. A collection of fibers having the same general direction; in vegetable morphology, the essential anatomical element of the fascicular system. **association b's.** The association fibers of the cerebrum. See under *fiber.* **auriculoventricular b.** The bundle of modified heart muscles forming the conducting system between auricles and ventricles. **bicollateral b.** A fibrovascular b. in which a single strand of xylem is interposed between two strands of phloem, or *vice versa.* **b. sheath.** The cylindrical mass of parenchyma which surrounds a fibrovascular b. **dorsal crossed b.** See *dorsal crossed fasciculus*, under *fasciculus.* **dorsal direct b.** See *dorsal direct fasciculus*, under *fasciculus.* **primitive b.** A muscular fiber. [Etymology doubtful.]

bunion (bun'yon). A hard, painful tumor situated near a joint of the foot, especially the metatarsophalangeal joint of the great toe, consisting at first of an enlarged bursa and finally leading to enlargement and distortion of the bones. [Perhaps Gr., *bounion*, earthenut.]

Bunsen burner. A gas burner providing a blue flame by mixing the air with the gas by means of openings in the tube near the point at which the gas issues. Thus heat is generated instead of illumination. **B's laws.** Chemical principles governing the reactions occurring between compound bodies when one of the compounds is present in considerable excess. [Robert Wilhelm Bunsen, German chemist, 1811-1899.]

bur. 1. The burdock, *Arctium lappa*, or its prickly head, also any similar prickly structure on a plant. 2. A dental drill with a serrated head larger than the shank, usually operated by a dental engine. [Old Eng., *burre.*]

Burckhardt's corpuscles. Yellow bodies in trachoma.

Burdach's column. See *cuneate funiculus* under *funiculus.* **B's nucleus.** See *cuneate n.*, under *nucleus.*

buret (bu-ret'). A glass vessel for the

accurate measurement of liquids used in analysis. It has the general form of a tube from 16 to 18 mm. in diameter and 30 cm. long, open at the top, with a small stop-cock at the bottom.

bur'gamot. See *bergamot*.

bur'king, burk'ism. Murder, especially by suffocation, committed for the purpose of obtaining material for dissection; so-called from the practice of one Burke, of Dublin.

burn. A lesion produced by heat. To consume with fire or caustic. [Old Eng., *brinnan, beornan*, to burn.]

Bur'nett's disinfectant, B's disinfecting fluid. A mixture of 3 parts of hydrochloric acid and 100 of zinc chlorid in 200 of water. **B's solution.** A solution of zinc chlorid. [Sir W. Burnett, Eng. surgeon, 1779-1861.]

Burow's solution. Solution of crude aluminum acetate. The solution of aluminum acetate of the N. F. is usually dispensed when Burow's solution is ordered. [Karl August von Burow, surgeon, Königsberg, 1809-1874.]

bur'sa. Pl. *bursae*. A closed pouch, especially a synovial sac. See *b. mucosa*. **accidental b.** A b. resembling a b. mucosa, but containing a less viscid liquid, formed under the skin of a part subjected to habitual friction or pressure. **anconal b.** A b. situated between the olecranon and the tendon of the triceps extensor cubiti. **b. glutei medii anterior.** A b. situated between the trochanter major and the fore part of the tendon of the gluteus medius. **b. glutei minimi.** A b. situated between the tendon of the gluteus minimus and the trochanter major. **b. intratendinea olecrani.** A b. found within the tendon of the triceps extensor cubiti. **b. malleoli lateralis.** A subcutaneous b. over the lateral malleolus. **b. malleoli medialis.** A subcutaneous b. over the medial malleolus. **bursae massetericae.** Several bursae situated beneath the masseter muscle. **b. mucosa.** A sac lined with a membrane which secretes a synovial fluid, interposed between parts which are subjected to frequent motion upon each other, or developed accidentally beneath the skin of a part subjected to habitual friction or pressure. **b. obturatoris externi.** A b. situated between the obturator externus muscle and the capsule of the hip joint. **b. omentalis.** A large cavity formed by the peritoneum behind the stomach and in the great omentum. **b. patellae, b. patellaris.** A b. situated between the patella and the skin. **b. of the pharynx.** A recess in the mucous membrane of the back part of the pharynx, in the median line, extending up to the tubercle. **b. poplitea.** A b. situated beneath the popliteus muscle and on the capsule of the knee joint and the lateral tuberosity of the tibia. **b. of the quadratus femoris.** A b. situated between the quadratus femoris and the trochanter minor. **b. subcutanea olecrani.** A b. situated between the skin and the periosteum of the olecranon. **b. subdeltoidea.** A b. situated at the side of the shoulder joint, beneath the deltoid muscle. **humero-bicipital b.** A b. lining the bicipital groove of the humerus. **iliac b.** A b. situated between the tendon of the iliacus muscle and the trochanter minor. **obturatory b.** A b. situated between the obturator internus and gemelli muscles and the capsular ligament of the hip joint. **pectineal b.** A b. situated between the pectineus muscle and the femur. **pharyngeal b.** See *b. of the pharynx*. **popliteal b.** A b. situated between the tendon of the popliteus muscle and the subjacent structures. **radiobicipital b.** A b. situated between the tendons of the biceps flexor cubiti and brachialis anticus muscles and the anterior tubercle of the radius. **subclavian b.** A b. situated between the tendon of the subclavius muscle and the first rib. **synovial b.** 1. The synovial sheath of a tendon. 2. The synovial sac of a joint. **tubero-ischiadic b.** A b. situated between the obturator internus and the posterior spine and tuberosity of the ischium. [Lat., *bursa*, a purse.]

bur'sal. Pertaining to or resembling a bursa. **bur'si'tis.** Inflammation of a bursa. [Lat., *bursa*, purse, from Gr., *byrsa*, hide, + *itis*, inflammation.]

bu'tane. Tetrane; a hydrocarbon of the paraffin series, C_4H_{10} . There are two isomeric forms: 1. *Normal b.* $CH_3-CH_2-CH_2-CH_3$, a colorless gas. 2. *Isobutane* (trimethylmethane), $CH_3-C(CH_3)_2H-CH_3$, a colorless gas.

buthalmia (bu-thal'me-ah). Syn.: *hydrophthalmia*. A rare form of dropsy of the anterior chamber of the eye characterized by a uniform spherical bulging of the whole eye. True b. is always congenital. [Gr., *bous*, an ox, + *ophthalmos*, the eye.]

Bütschli's granules. Certain swellings which form on the bipolar rays of the amphiaser in the ovum.

but'ter. The semisolid mass obtained from cream by churning. Its chemical constituents are, olein, palmitin, stearin, small amounts of the fatty acids of butyric, caproic, and other fatty acids, lecithin, cholesterolin and inorganic salts. [Gr., *bouturon*, butter.]

but'terine. A commercial name for a variety of artificial butter.

buttermilk. The fluid containing casein and lactic acid left after the process of making butter; also an artificial product obtained by the cultivation of lactic acid bacilli in cow's milk.

butternut bark. See *Juglans*.

buttocks. See *breech*.

button. A small knob. **Aleppo b.** See *Oriental sore*. **belly b.** A popular name for the navel. **Biskra b.** See under *Biskra*. [Fr., *bouton*.]

bu'tyl. The univalent radicle, C_4H_9 of b. alcohol. **b. alcohol.** $CH_3.CH_2.CH_2.CH_2-OH$, a monobasic alcohol, formed by substituting a hydroxyl radicle for an atom of hydrogen in butane. **b. bromid.** A

compound of b. and bromin, C_4H_9Br . Two isomeric varieties exist. **b. butyrate**. The butyl ester of butyric acid. [Gr., *bouturon*, butter, + *yle*, material.] **butylamin** (bu-til-am'in). A primary amin, $CH_3.CH_2.CH_2.CH_2.NH_2$. **bu'tylchlor'al**. A substitution compound of butyl aldehyd and chlorin, $C_4H_9Cl_3O = CH_3.CHCl.CCl_2.CO.H$. **b. hydrate**. The compound $C_4H_9Cl_3O + H_2O = CH_3.CHCl.CCl_2.C(OH)_2$, a sedative to the central nervous system. Its action resembles that of hydrated chloral, but it is a less depressing agent and said to be especially useful in facial neuralgia [Br. Ph.]. **butyr-**. A formative of the name of chemical compounds belonging to, or derived from, the butyric series. **butyraceous** (bu-tir-a'se-us). Buttery; resembling or producing butter. **butyramid** (bu-tir'am-id). The amid of butyric acid, $CH_3.CH_2.CH_2.CONH_2$. **butyrate** (bu'tir-ät). A salt of butyric acid. **butyric** (bu-ti'ric). Derived from or contained in butter. **b. acid**. See under *acid*. **b. aldehyd**. $CH_3.CH_2.CH_2.CHO$. The aldehyd of butyric acid. **b. chloral**. Butyl trichloraldehyd, a chlorin substitution product of b. aldehyd. **b. chlorid**. A liquid, $CH_3.CH_2.CH_2.COCl$, boiling at $101^\circ C$. **butyrin** (bu'ti-rin). A butyric acid ester of glycerin, formed by the substitution of the radicle of butyric acid for one or more hydroxyl groups of glycerin. **butyrolein** (bu-ti-ro'le-in). A principle found in butter, differing from ordinary olein by not yielding sebacic acid on distillation. **butyromel** (bu-tir'o-mel). A mixture of

fresh butter and honey; designed as a substitute for cod liver oil. [Gr., *bouturon*, butter, + *meli*, honey.] **butyrometer** (bu-tir-om'et-er). An instrument for determining the proportion of fat contained in milk. [Gr., *bouturon*, butter, + *metron*, a measure.] **butyron** (bu'tir-on). Dipropyl ketone. **butyroscope** (bu'tir-o-sköp). An instrument for ascertaining the proportion of fat in milk. [Gr., *bouturon*, butter, + *skopein*, to examine.] **butyrous** (bu'ter-us). A term used in descriptive bacteriology, meaning translucent or yellow like butter. **butyryl** (bu'tir-il). A univalent hypothetical radicle, derived from butyric acid by the extraction of an OH group, $CH_3.CH_2.CH_2.CO$. **bux'ein, bux'in**. An alkaloid derived from the bark and leaves of *Buxus sempervirens*; identical with bebeerin. It has been used as a febrifuge. [Lat., *buxina*, *buxinum*.] **by'ne**. Barley malt. [Gr., *byne*.] **by'nin**. An English proprietary liquid extract of malt. [Gr., *byne*, malt.] **by'rolin**. A mixture of lanolin, glycerin, and boric acid. **bys'sin**. Cottony, silky, filamentous. [Gr., *byssinos*.] **byssinosis**. A diseased condition of the lungs due to the inhalation of dust in cotton factories. [Gr., *byssos*, cotton, lint.] **bys'sus**. 1. A genus of fungi under which were formerly grouped a number of imperfectly known forms now referred elsewhere. 2. Cotton, fine flax, silk, charpie. [Gr., *byssos*, cotton, lint.]

C

C. 1. Chemical symbol for *carbon*. 2. Abbreviation for *centigrade*, for *cylinder* or *cylindrical lens*, for *closure* and *contraction*, and for *congius* (gallon). **Ca**. 1. Chemical symbol for *calcium*. 2. Abbreviation for *cathode*. **cab'alline**. See *aloes caballina*, under *aloes*. **cab'inet**. A small chamber; also a museum. **pathological c**. A c. arranged with a series of flat drawers for storing glass slides containing stained sections from pathological tissues. **pneumatic c**. A closed chamber provided with valves, a pump, etc., for compressing or rarefying the air contained within it; used in the treatment of respiratory diseases. **cacao** (kä-kah'o). The seeds of *Theobroma cacao*. The source of chocolate. [A Mexican word.] **c. butter**. Cocoa butter, so called, or oil of theobroma. Used in making suppositories. **CaCC**. Abbreviation for *cathodal* (negative pole) *closure contraction*.

cachet (kah-sha'). A lens-shaped capsule for enclosing medicinal powders. [Fr.] **cachexia** (kak-ek'se-ah). A deteriorated state of the general health, occurring as the result of some organic disease, as cancer, syphilis, malaria, etc., and characterized by debility and change of the face which has a yellowish, waxy look. **African c**. A disease observed in negroes, perhaps identical with miners' anemia (*q. v.*) **alcoholic c**. See *drunkards' c.* **alkaline c**. A c. induced by the long continued internal use of alkalis. **arsenical c**. Chronic arsenical poisoning. **c. saturnina**. See *lead c.* **c. splenica**. **c. splenica et lymphatica**, **c. splenicolympatica**. A c. due to splenic disease (pseudoleukocythemia). **c. strumipriva**. Kocher's term for a form of c. observed after removal of the thyroid gland; amounting in well-marked cases to cretinism. **cancerous c.**, **carcinomatous c.** **C**. due to cancerous disease. **cardiac c.**

A condition of the subjects of chronic heart-disease. **chlorotic c.** See *chlorosis*. **drunkard's c.** The peculiar condition of ill health caused by the abuse of alcohol. **lead c.** A state of ill health due to chronic lead poisoning; characterized by emaciation and a pallid, lusterless complexion. **malarial c., malarious c., marsh c.** C. due to chronic malarial poisoning. **mercurial c.** A c. due to chronic mercurial poisoning, resembling scurvy; characterized by anemia, emaciation, loss of hair, pains in the bones and joints, edema, diarrhea, etc. **suprarenal c.** C. due to disease of the suprarenal capsules. **syphilitic c.** The anemia, etc., of syphilitics. **tuberculous c.** The state of ill health due to tuberculous disease, or tending to its development. **verminous c.** The anemia, discoloration of the skin, etc., produced by intestinal worms. [Gr., *kakos*, bad, + *exis*, habit.]

cachination (kak-in-a'shun). Loud and uncontrollable laughter. [Lat., *cachinare*, to laugh aloud.]

caco- Combining form of Gr., *kakos*, bad; used as a prefix in compound words to signify ill or bad.

cadodyl (kak'od-il). 1. Arsendimethyl, $(\text{CH}_3)_2 = \text{As.As}:(\text{CH}_3)_2$. A colorless, inflammable, poisonous gas of a very disagreeable odor. 2. The univalent radicle, $(\text{CH}_3)_2\text{As}$; sometimes denoted by the symbol, Kd. **c. oxid.** $(\text{CH}_3)_2\text{As}_2\text{O}$. A poisonous liquid of an unpleasant odor. [Gr., *kakodes*, of an offensive odor, + *yle*, material.]

cadodylate (kak-od'il-ät). A salt of cadodylic acid.

cacogenesis (kak-o-jen'es-is). A general term for deviations of organized bodies from the normal structure, applied by some to monstrosities and by others to formations of pathological tissue. [Gr., *kakos*, bad, + *genesis*, formation.]

cacomorphosis (kak-o-mor-fo'sis). A malformation. [Gr., *kakos*, bad, + *morphe*, form.]

cacoplastic (kak-ko-aris'tik). Pertaining to, affected with, arising from, causing, or fitted for defective formation or organization; the opposite of euplastic. [Gr., *kakos*, bad, + *plastikos*, fit for molding.]

cactin. A proprietary extract of *Cactus grandiflorus*.

cadaver (kad-a'ver). Pl. *cadavera*. A dead body; corpse. [Lat., *cadere*, to fall.]

cadaver'ic. Pertaining to a cadaver (e. g., c. rigidity); occurring after death.

cadav'erin. Pentamethylendiamin, $\text{NH}_2\text{-CH}_2(\text{CH}_2)_3\text{CH}_2\text{NH}_2$. A ptomain found in putrefied animal tissues. Formed in the putrefaction of proteins. [Lat., *cadaver*, corpse.]

cadaverous (kad-av'er-us). Corpse-like, ghastly.

cade (käd'). The *Juniperus oxycedrus* and *Juniperus communis*. **oil of c.** Emphyreumatic oil of juniper; a liquid like tar in appearance and properties, ob-

tained by distilling the inner wood of *Juniperus oxycedrus*.

cadmium (kad'me-um). A white, metallic, divalent element, found alone, or associated with zinc, in various minerals; not affected by air. Symbol Cd. Atomic weight, 112.41. **c. iodid.** CdI_2 , a powder used as an ointment in skin diseases. **c. salicylate.** The c. salt of salicylic acid; a white powder. **c. sulphate.** $3\text{CdSO}_4 \cdot 8\text{H}_2\text{O}$, an astringent. **c. sulphid.** **c. yellow.** CdS , a bright yellow substance used as a pigment. It is the characteristic compound by which c. is identified. It has been used as a local astringent.

cae. For words thus spelled see Ce.

caff'ea. The seeds of *Coffea arabica* [U. S. Ph., 1870].

caff'eidin. A non-crystallizable alkaloid, $\text{C}_7\text{H}_7\text{N}_2\text{O}$, obtained by decomposing caffeine with potash or baryta.

caffein, **caff'eina** (kaf'fe-in, kaf-fe-e'nah). An alkaloid, $\text{C}_8\text{H}_{10}\text{N}_4\text{O}_2 + \text{H}_2\text{O}$, found in coffee, tea, maté, cola nuts, and guarana. Used as a heart stimulant and in neuralgia. Different names were given to the caffein found in different plants, thus that found in tea was called thein, before its identity with caffein was fully established. **caff'eina citrata.** A mixture, not a true salt, of c. and citric acid; used, especially in the form of effervescent granules, as a remedy for migraine [U. S. Ph.]. **caff'eina citrata effervescens.** An effervescent salt containing about 4 per cent. of caffein [U. S. Ph.]. **caff'eina sodiobenzoas.** A soluble preparation, consisting of equal parts of caffein and sodium benzoate [N. F.]. **caff'eina sodiosalicylas.** A soluble preparation consisting of equal parts of caffein and sodium salicylate [N. F.]. [Lat., *caff'eina*, U. S. Ph., Br. Ph.]

caffeinism (kaf'e-in-ism). Chronic poisoning with coffee, characterized by palpitation, dyspepsia, irritability, and insomnia.

caff'eone, **caff'feol.** The aromatic principle of roasted coffee. Said to increase the frequency of the cardiac pulsations in small doses and to reduce it in large doses; also to cause drowsiness and sleep in mammals.

cailedrin (kal-sed'r'in). A bitter resinous principle obtained from *Khaya senegalensis*.

caisson disease (käs'on). An affection of the spinal cord produced by either anemia or passive congestion, due to a sudden transition from a condensed to a comparatively rarefied atmosphere, and supposed to be due to the liberation of nitrogen gas in the blood, forming gas emboli. It occurs in persons who have worked in caissons, tunnels, or diving appliances. [*Caïsson*, fr. Fr., *caisse*, a box; a water-tight frame or cylinder containing air under high pressure; used to sink piers for bridges.]

cajeput, **cajuput** (kaj'e-put, kaj'u-put). *Melaleuca cajeputi* (seu *minor*) or the *Melaleuca leucadendron*. **c. oil**, **oil of c.**

A volatile oil derived from the leaves of *Melaleuca cajuputi* (or *Melaleuca leucadendron*) [U. S. Ph., Br. Ph.].

cajuputene (kaj'ep-ut-en). A liquid, $C_{10}H_{16}$, of hyacinthine odor, obtained by distilling oil of cajuput over phosphoric anhydrid.

cajuputol (kaj'e-pu-tol). A colorless, oily liquid, $C_{10}H_{16} \cdot H_2O = C_{10}H_{15}O$, forming the chief part of oil of cajuput, and also found in the oils of *Melaleuca hypericifolia*, *Melaleuca linarifolia*, and *Eucalyptus oleosa*. It is identical with cineol and eucalytol.

Cal'abar bean. See *Physostigma*. [Calabar in West Africa.]

Cal'abar swell'ings. The presence of numerous rounded protuberances of the skin, observed in tropical West Africa and caused by the *Filaria loa* in the subcutaneous tissues. They are accompanied by itching and soreness and recur at irregular intervals for months or years.

calab'arin. An alkaloid said to have been found in small quantities in the *Physostigma venenosum*. It has not yet been obtained pure and its existence is doubtful.

cal'amin, calami'na. Native zinc carbonate, *calamina preparata*. Calamin purified by calcination and freed from gritty particles. It is used much like zinc carbonate.

cal'amus. The dried unpeeled rhizome of *Acorus calamus*, sweet flag [U. S. Ph.]; aromatic, stomachic. **c. scriptorius.** The lower extremity of the fourth ventricle of the brain, terminating in a point resembling that of a pen; bounded laterally by the diverging posterior pyramids. [Lat., *calamus*, a reed.]

calca'neo. Pertaining to the calcaneus or heel bone; from the Lat., *calcaneus*, relating to the calx or heel.

calcaneus (kal-ka'ne-us). 1. Syn.: *os calcis*. The heel bone; the largest bone of the tarsus, forming the posterior extremity of the tarsal arch, articulating with the astragalus above and the cuboid bone in front. 2. Talipes calcaneus, see *talipes*. [Lat., *calcaneus*.]

calcar (kal'kar). A spur or any spurlike structure. **c. avis.** The hippocampus minor; the lower of the two elevations on the inner wall of the posterior horn of the lateral ventricle of the brain. **c. femorale.** A bony spur springing from the under side of the neck of the femur, above and anterior to the lesser trochanter, adding to the strength of the bone in this situation. [Lat., *calcar*, a spur.]

calcarea (kal-ka're-ah). Lime.

calcareous (kal-ka're-us). 1. Containing lime or calcium. 2. Chalky in appearance or consistence. 3. Growing in chalk or in chalky localities. [Lat., *calx*, lime.]

cal'carine. Pertaining to a spur or to the hippocampus minor.

calcicosis (kal-sik-o'sis). Marble-workers' phtthisis. Inflammation or irritation of the lung, due to marble dust. [Lat., *calx*, *calc-*, lime.]

calcification (kal-si-fi-ka'shun). 1. The deposit of calcareous material in a tissue, blood vessel, gland, or organ. 2. The precipitation of calcium in the secretions and excretions, resulting in the formation of concretions. These lime salts consist of magnesium and calcium phosphate and calcium carbonate, and are deposited in tubercles, thrombi, tumors, and thickened arteries. [Lat., *calx*, lime, + *facere*, to make.]

calcigerous (kal-sig'er-us). Containing lime, calcium or chalk. [Lat., *calx*, lime, + *gerere*, to bear.]

calcination (kal-si-na'shun). The process of subjecting an incombustible compound to great heat, in order to drive off its vaporizable constituents, such as water, carbonic acid, etc. [Lat., *calcinare*, to make lime.]

cal'cined. Having been subjected to calcination.

calcium (kal'se-um). A silvery white metallic element; of the sp. gr. of 1.8; decomposing water when brought in contact with it; bivalent. Symbol, Ca. Atomic weight 40.1. Its salts are widely distributed in mineral deposits and in plant and animal life. Among the more common salts of calcium are: **calcii bromid** [U. S. Ph.]; **calcii carbonas precipitatis** [U. S. Ph., Br. Ph.]; **calcii chloridum** [U. S. Ph., Br. Ph.]; **calcii hydras** [Br. Ph.]; **calcii hypophosphis** [U. S. Ph., Br. Ph.]; **calcii phosphas precipitatis** [U. S. Ph.]; **calcii sulphas exsiccatus** [U. S. Ph.], commonly known as plaster of Paris. There are numerous preparations of these salts, none of which are important therapeutically. **c. carbid.** Of commercial importance as the source of acetylene. **c. cresylate.** A compound of c. and cresol; a disinfectant. **c. glycoborate.** An antiseptic substance obtained by melting equal parts of c. borate and glycerin. **c. glycoposphate.** The compound, $CaCaH_7PO_6$, used in nervous affections. **c. hydrate or hydroxid.** Slaked lime; soluble in 700 or 800 parts of water and deposited in a crystalline form from its aqueous solution [Br. Ph.]. **c. hypochlorite.** A salt, $Ca(OCl)_2$, forming one of the constituents of the so-called chlorid of lime. **c. iodid.** A compound, CaI_2 , used as an irritant, deodorizer, and antiseptic. **c. iodobromid.** A compound of c. with iodid and bromid; said to be efficacious in exophthalmic goiter. **c. lactate.** A compound of c. and lactic acid. It is less irritating than the chlorid and may be given subcutaneously. It is used in scrofula and rickets. **c. sulphate.** A compound, $CaSO_4$. Combined with 2 molecules of water of crystallization, it forms native c. sulphate or gypsum. It is largely used in making casts and plaster splints and bandages. **c. sulphid.** A compound, CaS , *calx sulphurata*. **c. sulphocarbonate, c. sulphophenate.** A compound of c. and sulphocarbonic acid; antiseptic and astringent. **precipitated c. carbonate.** C. carbonate obtained as

- an impalpable powder by precipitating *c.* chlorid with sodium carbonate or an extemporaneously prepared *c.* nitrate with ammonium carbonate [U. S. Ph.]. **precipitated *c.* phosphate.** An insoluble white powder much used in pharmacy in the preparation of waters [U. S. Ph., Br. Ph.]. **syrupus calcii lactophosphatis.** A syrup containing calcium lactophosphate flavored with orange flower water [U. S. Ph., Br. Ph.]. [Lat., from *calx*, lime.]
- calcoglobulin.** A calcium salt combined with an albuminate; supposed to be the form in which lime salts are deposited in the bones and in regions of calcareous degeneration.
- calculus** (kal'cu-lus). Pl. *calculi*. An aggregation (generally pathological) of matter forming a concretion, more or less resembling a pebble or a particle of gravel, in a canal or a hollow organ of the body. The varieties commonly met with are: **urinary and biliary calculi**, stones formed in the kidney, ureters, or urinary bladder or in the bile ducts or gall-bladder. Other varieties are: **arthritic; bronchial; dental; hepatic; intestinal** (see *enterolith*); **mammary; nasal** (see *rhinolith*); **ovarian; paucercatic; prostatic; salivary; spermatic; stomacic; uterine.** Differences in form are indicated by the terms **coral c.**; as in the calculus which is fitted into the calices of the kidney; **hemp seed c.**, and **mulberry c.** Differences in composition are indicated by the terms **blood c.**; **fusible c.**; **oxalate of lime c.**; **serumal c.**; **stercoraceous c.**; **struvit c.**; **submorphous c.**; **xanthic c.** **salivary c.** 1. A *c.* formed in the substance or the duct of a salivary gland. 2. The calcareous deposit ("tartar") forming an incrustation on the teeth. [Lat., *calculus*, a small stone.]
- caleariacent** (kal-e-fa'si-ent). Causing a sensation of heat. [Lat., *caleariacere*, to make warm.]
- Calen'dula.** 1. The marigold; a genus of composite plants. 2. Of the U. S. Ph., the flowers of *C. officinalis*. [Said to be from Lat., *Calendae*, the first day of the month, from its being fabled to be capable of flowering on the first day of the month.]
- calen'dulin.** An amorphous principle extracted from the leaves and flowers of *Calendula officinalis*.
- cali.** Pl. *calves*. The muscular prominence at the back of the leg, formed for the most part by the bellies of the gastrocnemius and soleus muscles. [B. N. A., *sura*.] [Mid. Eng., *calfe*.]
- calibrator** (kal'ib-rā-tor). An instrument for measuring the diameter of a tube or canal. **meatus c.** A conical instrument with a scale marked on it for measuring the caliber of the urinary meatus or for dilating it. [Fr., *calibre*, bore, diameter.]
- calices, calyces** (ka'lis-es). Pl. of *calix*. **calipers, callipers** (kal'ip-ers). An instrument, usually in the form of a pair of compasses with curved legs for measuring the diameter of a round body. *Baudelocque's c.* are used in pelvimetry. See *pelvimeter*.
- calisaya, calasaya** (kal-is-a'yah). A name applied to several species of *Cinchona* furnishing yellow bark and also to the bark itself; usually, and more properly, restricted to *Cinchona c.*
- callisthenics, callisthenics** (kal-is-then'iks). The art or practise of exercising the muscles for the purpose of gaining health, strength or grace of form and movement. Light gymnastics. [Gr., *kalos*, beautiful, + *sthenos*, strength.]
- calix, calyx** (ka'licks). Pl. *calices, calyces*. 1. The outermost of the whorls of leaflets forming a flower. 2. A cup-shaped organ or depression; hence (*a*) the depression in the corallum which lodges the gastric sac, (*b*) a *c.* of the kidney (*q. v.*, *infra*), and (*c*) the cavity left on the surface of the ovary by the rupture of a graafian vesicle. **calices majores.** The larger, primary calices of the kidney, connecting directly with its pelvis. **calices minores.** The lesser, secondary calices of the kidney, receiving the papillae. **calices of the kidney.** The cuplike prolongations of the pelvis of the kidney which surround the papillae and receive the urine discharged from the orifices of the latter. [Lat., *calyx*, from Gr., *kalix*, the cup of a flower.]
- Calliphora** (kal-lif'o-rah). A genus of bluebottle or blow flies that deposits eggs on refuse or excrete. See *Chrysomyia macellaria*. **C. erythrocephala, C. limeus.** The cause of nasal myiasis. **C. vomitoria.** Species of the above, whose larvae are found in the human intestine.
- callo'sal.** Of or pertaining to the corpus callosum (said of a cerebral convolution). [Lat., *callus*, tough substance.]
- callos'itas.** 1. The state of being indurated. 2. A callous lump or excrescence. [Lat., *callositas*.]
- callosity** (kal'os-it-e). See *callus*.
- callo'somar'ginal.** Pertaining to the callosal and marginal convolutions of the cerebrum.
- callus** (kal'us). 1. A hardened and thickened portion of skin. 2. A spindle-shaped swelling which surrounds the ends of a fractured bone during the first weeks following the injury; the agent in the process of repair. [Lat., *callus*, thick skin.]
- calm'ative.** See *sedative*.
- Calmette's' serum.** An antitoxic serum used in the treatment of snake bites. **C's test.** The conjunctivitis produced in tuberculous patients by instilling a few drops of diluted tuberculin into the conjunctival sac. [Albert Calmette, French bacteriologist, contemporary.]
- cal'min.** A proprietary mixture of heroin and antipyrin; used in whooping cough.
- calo-.** Combining form of Gr., *kalos*, beautiful.
- calolactose** (kal-o-lak'tōs). An intestinal

antiseptic, said to consist of calomel, bismuth subnitrate, and lactose.

cal'omel. Mercurous chlorid, Hg_2Cl_2 . See *mercury chlorid*, under *mercury*. List of poisons and their antidotes, see in *appendix*, page 938. **colloidal c.** See *calomelol*. **vegetable c.** See *podophyllin*. [Gr., *kalos*, beautiful, + *melas*, black, because, though white, it is made from a dark mixture.]

calomelol (kal'o-mel-ol). Colloidal calomel. A soluble colloidal combination of calomel and albuminoids. It is said to be non-irritant and non-toxic.

calor (ka'lor). Heat. **c. animalis.** Animal heat. **c. fervens.** Boiling heat ($212^\circ F.$). **c. lenis.** A gentle heat (from 90° to $100^\circ F.$). **c. mordax**, **c. mordicans.** Lit., a biting heat; a pungent heat of the skin. [Lat., *heat*.]

calorescence (kal-or-es'ens). The process of transformation of rays of low refrangibility (non-luminous rays) into those of higher refrangibility (luminous rays) by the interposition of a body to be heated, such as a piece of platinum or carbon.

caloric (kal-or'ik). 1. Relating to a calory. 2. Pertaining to or dependent on heat. 3. Heat.

calorie. See *calory*.

calorificant, **calorificient** (kal-or-if-a'si-ent, kal-or-if-ish'ent). Heat-producing; said of certain non-nitrogenous foods. [Lat., *calor*, heat, + *facere*, to make.]

calorimeter (kal-or-im'et-er). An apparatus for measuring quantities of heat or for determining the specific heat of bodies. In physiology, an apparatus for determining the heat-production of an animal, or a part of an animal, during a given time. **air c.** A c. in which the heat given off is measured by the expansion which it causes in a known volume of air. **water c.** A c. in which the heat given off is measured by the temperature to which it raises a given body of water, contained usually in a non-conducting case surrounding the animal. [Lat., *calor*, heat, + Gr., *metron*, measure.]

calorimetry (kal-or-im'et-re). The determination of quantities of heat or of specific heat, especially by the use of a calorimeter. **direct c.** The method of ascertaining the relation of the production and loss of heat in an animal by direct measurement with a calorimeter. **indirect c.** A method of computing the heat produced in an animal from the known quantity and heat-producing value of the food-stuffs ingested by it in a given time. [Lat., *calor*, heat, + Gr., *metron*, measure.]

calory (kal'o-re). The unit of heat; the amount required to raise the temperature of a gram of water $1^\circ C.$ This amount of heat is sometimes designated as a *small c.* or *gram-c.*, to distinguish it from the *kilo-c.*, that is the amount of heat necessary to raise the kilogram of water $1^\circ C.$ [Lat., *calor*, heat.]

calum'ba, **calom'ba.** The root of *Jateor-*

rhiza palmata [U. S. Ph.]. Used as a bitter tonic. The fluidextract and the tincture are official in the U. S. Ph. C. and its preparations are free from tannin, hence they do not cause inky mixtures with iron salts. **calumbae radix.** See *calumba* [Br. Ph.]. **liquor calumbae concentrata.** A 50 per cent. tincture of c. [Br. Ph.]. [From *kalumb*, the African name.]

calum'bin. A bitter principle, $C_{22}H_{24}O_7$, found in calumba.

calvaria, **calvarium** (kal-va're-ah, kal-va're-um). The vault of the cranium. [Lat., *calvaria*, the skull of man.]

calvities (kal-vish'e-eez). Another name for *alopecia*. [Lat., *calvus*, bald.]

calx (kalx). Syn.: *calcere*. 1. Lime; of the U. S. Ph. and Br. Ph., purified quick lime (calcium monoxid), obtained by heating calcium carbonate. In chemical nomenclature the word was formerly used to denote the salts of calcium. For the salts of c., see under *calcium*. **c. chlorinata** [U. S. Ph.]. Chlorinated lime; chlorinated calcium; calx chlorata [U. S. Ph., 1890]. So-called chlorid of lime. It yields 30 per cent. of chlorin. **c. sulphurata.** Sulphuretted lime. It consists of calcium sulphid (at least 55 per cent.), calcium sulphate, and carbon [U. S. Ph., Br. Ph.]. **liquor calcis.** Commonly called lime water. A solution containing about 0.14 per cent. of calcium hydroxid [U. S. Ph., Br. Ph.]. **liquor calcis chlorinata.** A liquid containing not less than 2 per cent. of available chlorin [Br. Ph.]. **liquor calcis saccharata.** A syrup containing about 2 per cent. of lime in solution [Br. Ph.]. **liquor calcis sulphurata.** Vlemminck's solution or lotion. Made by adding a mixture of slaked lime and sulphur to boiling water [N. F.]. **syrupus calcis.** A preparation containing about 6.5 per cent. of calcium hydroxid, in syrupy solution [U. S. Ph.]. [Lat., *calx*, *calcis*, lime.]

camara (ka'mara). 1. In general, an arched or vaulted chamber. See *camera*. 2. The fornix of the brain. 3. The hollow of the external ear. [Gr., *kamara*, a chamber.]

cambium (kam'be-um). Of the old writers, a nutritive substance serving for the growth of the organs of the body. **c. layer**, **c. zone.** In botany, a layer of thin-walled cells in the stem, separating the bark from the interior woody substance. [Lat., *cambire*, to change.]

cambugia (kam-bo'je-ah). Of the U. S. Ph. and Br. Ph., gamboge.

camera (kam'er-ah). A chamber. See also *camara*. **c. lucida.** An apparatus for drawing microscopic objects by projecting their images upon a sheet of paper and tracing the outlines thus depicted with a pencil. It is attached to the ocular of the microscope and usually consists of a combination of right-angled prisms and a mirror. **c. medullaris.** See *centrum ovale*, under *centrum*. **c. obscura.** An apparatus invented by Porta for obtaining pictures of objects. It consists essentially

of a box with a small opening closed by a convex lens. The rays from the object, striking upon the lens, are brought to a focus on a plate of ground glass, either directly or after reflection from a mirror. Here the image can either be traced by hand, or, if a sensitive plate is introduced, photographed. **cameræ oculi**. See *anterior and posterior chamber of the eye*, under *chamber*. **c. oculi tertia**. See *canal of Petit*, under *canal*. **c. septi lucidi**. The fifth ventricle of the brain. **photographic c.** A c. obscura especially adapted to photography. It consists of a box fitted for the introduction of a sensitive plate designed to receive the image, and provided with a telescopic slide for bringing the rays passing through the lens to a focus on the plate. [Lat., "a chamber."]

camisole (kam'is-ōl). A jacket, used to restrain violent patients, made of canvas, fastening in the back, with sleeves closed up at the outer ends, and provided with straps for securing the arms. [Fr., *camisole*, from Sp., *camisola*, dim. of *camisa*, shirt.]

Cam'omile. See *Chamomile*.

Campani's solution. A mixture of a concentrated s. of lead acetate with a dilute s. of copper acetate; used in testing for glucose, which reduces the copper salt, while cane sugar has no effect upon it.

campanulate. Bell-shaped; cup-shaped. [Lat., *campanula*, dim. of *campana*, bell.]

camphene (kam'fēn). A solid hydrocarbon of the formula, $C_{10}H_{16}$, belonging to the terpene compounds. Formed by heating borneol with dilute sulphuric acid. [Lat., *camphenum*.]

camphenol (kam'fe-nol). A disinfectant containing camphor, cresols, and phenols.

camphoid (kam'foyd). A solution of soluble gun cotton and camphor in absolute alcohol; used like collodion.

camphol (kam'fol). See *borneol*.

camphor (kam'for). 1. Stearopten, $C_{10}H_{16}O$, obtained from the wood of *Cinnamomum camphora* by distillation with water. It is stimulant, antispasmodic, and anodyne. Taken in excess, it acts as an irritant poison, producing epigastric pain, nausea, vomiting, maniacal delirium, and convulsions. 2. A name applied to a series of solid, volatile principles obtained by distillation from vegetable substances, having the constitution of oxygenated hydrocarbons and in many ways acting as alcohols. List of poisons and their antidotes, see in *appendix*, page 938. **artificial c.** A terpene hydrochlorid, $C_{10}H_{16}HCl$, formed by the action of hydrochloric acid on oil of turpentine; a solid closely resembling ordinary c. **bornean c.** Syn.: *borneol*. A substance, $C_{10}H_{16}O = C_6 [H_2, H (C_3H_7), H_2, H, CH_3, H, OH]$, derived from *Dryobalanops aromatica* and obtained from ordinary c. by heating with an alcoholic solution of caustic potash. **c. balls**. A commercial name for naphthalene. **c. chloral**. A liquid resulting from the mixture of camphor and hydrated chloral. **c. ice**. A cosmetic

preparation made by melting together white wax and benzoated lard and adding c. and oil of lavender. **c. menthol**. A liquid preparation produced by mixing equal parts of camphor and menthol. [N. F.] [Lat., *camphora*.]

camphora. 1. Camphor. 2. A genus of plants equivalent to *Cinnamomum*; of Meissner, a section of that genus. [U. S. Ph., Br. Ph.] **aqua camphoræ**. A solution containing about 0.8 per cent. of camphor [U. S. Ph.] and 0.1 per cent. [Br. Ph.]. **c. monobromata**. Syn.: *bromcamphor*. A compound, $C_{10}H_{15}BrO$, formed by the action of bromin on camphor heated upon the water bath; a colorless, crystalline substance of camphoraceous odor and taste, insoluble in water, soluble in alcohol, used as a sedative in delirium tremens and related conditions [U. S. Ph.]. **c. purificata**, **c. raffinata**. Refined camphor. **c. salicylata**. Salicylated camphor; a colorless, oily liquid made by heating together on a water bath camphor and salicylic acid; used as an application for weak and phagedenic ulcers. **ceratum camphoræ** [U. S. Ph.]. Camphor cerate; a mixture of camphor liniment and a cerate [U. S. Ph.]. **linimentum camphoræ**. Camphor liniment; camphorated oil; consisting of camphor dissolved in cotton seed oil [U. S. Ph.]; or camphor dissolved in olive oil [Br. Ph.]. **linimentum camphoricum ammoniatum**. Compound liniment of camphor; made by dissolving camphor and oil of lavender in rectified spirit and adding a strong solution of ammonia [Br. Ph.]. **oleum camphoræ**. A volatile oil obtained from the camphor tree. **oleum camphoratum**. A synonym for liniment of camphor. **syrupus camphoræ**. Spirit of camphor; made by dissolving camphor in alcohol [U. S. Ph., Br. Ph.]. **tinctura camphoræ composita**. See *tinctura opii camphorata*, under *opium* [Br. Ph.]. **unguentum camphoræ**. Much like cerate of camphor, but softer. [N. F.] [Lat.]

camphoræceous. Of the nature of, containing, or resembling camphor.

camphoram'id. The amid of camphoric acid.

camphoran'il. The anil of camphoric acid.

cam'phorated. Containing camphor.

camphores'in. A non-volatile substance produced by the action of iodid on camphor.

camphor'ic. Of or pertaining to camphor. **c. acid**. See under *acid*. **c. anhydrid**, **c. oxid**. The anhydrid of c. acid.

cam'phoroid, **camphoroi'dal**. Camphoraceous; resembling camphor, as in odor.

camphoroxal (kam-fo-rocks'al). A solution of hydrogen dioxide containing camphor and alcohol.

cam'phosan. A proprietary preparation consisting of capsules of a 15 per cent. solution of camphoric methyl-ester in santalol. Astringent and antiseptic.

campim'eter. See *perimeter*. [Lat., *campus*, a field, + Gr., *metron*, measure.]

Can'ada bal'sam. *Terebinthina canadensis*. Used in histology and pathology for mounting stained sections on glass slides.

can'adol. One of the more volatile products of the fractional distillation of petroleum. It has been used with success as a local anesthetic in the form of spray.

canal (ka-nal'). A channel, tube, duct; a long narrow passage. In dentistry, the tubal cavity, extending the length of the roots of the teeth and containing the branches of the dental pulp. **accessory posterior palatine c's.** One or two small c's often found in the horizontal plate of the palate bone near the groove entering into the formation of the posterior palatine c. **alimentary c.** The whole digestive tube, from the mouth to the anus. **anal c.** The c. leading from the rectum to the external opening of the anus, corresponding in length to the thickness of the pelvic floor. **anterior dental c.** A c. of the superior maxilla, which runs down into the facial portion of the bone and conveys the anterior dental vessels and nerves. **anterior ethmoidal c., anterior internal orbital c.** A c. formed between the ethmoid and frontal bones, transmitting the nasal branch of the ophthalmic nerve and the anterior ethmoidal vessels. **arachnoid c.** A space formed beneath the arachnoid membrane of the brain, as it crosses the transverse and longitudinal fissures; it lodges the venae magnae Galeni. **c. of the cervix uteri.** That portion of the uterine c. which extends from the os externum to the os internum. **c. of the epididymis.** A convoluted tube, constituting the epididymis and continued as the vas deferens. **c. of Huguier.** See *canalis chordae tympani*, under *canalis*. **c. of Nuck.** A pouch of peritoneum, which, in the female fetus, descends for a short distance along the round ligament of the uterus into the inguinal c.; the analogue to the processus vaginalis in the male. It sometimes persists after birth. **c. of Petit.** A supposed c. (properly a space intersected by numerous fine interlacing fibers) existing between the anterior and posterior laminae of the suspensory ligament of the crystalline lens. **c's of Rivinus.** The ducts of the sublingual glands. **c. of Schlemm.** Syn.: *sinus venosus*. An irregular space, or plexiform series of spaces, occupying the sclerocorneal region of the eye, regarded by some authorities as a venous sinus, by others as a lymph channel. **carotid c.** The c. in the petrous portion of the temporal bone for the transmission of the internal carotid artery. **cartilage c's.** The c's, or channels, formed in cartilage during its ossification, to receive prolongations of the osteogenetic layer of the periosteum. **central c. of the modiolus.** A c. running from the base to the apex of the modiolus of the cochlea. **central c. of the spinal**

cord. The small c. which extends through the center of the spinal cord from the conus medullaris to the lower part of the fourth ventricle, where it expands at the calamus scriptorius. **cervical c.** See *c. of the cervix uteri*. **cochlear c.** The spiral cavity or c. of the cochlea, the base of which is turned inward toward the internal auditory meatus and the apex outward toward the tympanum. **connecting c.** The arched, often coiled, part of a uriniferous tubule joining with a collecting tubule. **convoluted c.** See *convoluted tubule*, under *tubule*. **Corti's c.** The triangular c. or tunnel formed by the pillars or arches of Corti. **crural c.** See *femoral c.* **deferent c.** The vas deferens or any c. representing it. **dental c.** The minute c's, or tubules, in dentin, extending from the pulp cavity to the surface of the tooth. **descending palatine c.** See *palatomaxillary c.* **eustachian c.** A c. in the petrous portion of the temporal bone, containing a portion of the eustachian tube. **external auditory c.** Syn.: *external auditory meatus*. The passage leading from the auricle to the drum membrane of the ear. **external semicircular c.** That one of the semicircular c's of the labyrinth which has its plane horizontal and its convexity directed backward. **external small palatine c.** A small c. in the pyramidal process of the palate bone, close to its connection with the horizontal plate, transmitting the external palatine nerve. **facial c.** See *aqueduct of Fallopius*. **femoral c.** The medial compartment of the sheath of the femoral vessels, behind Poupart's ligament, into which a femoral hernia descends. **galactophorous c's.** The lactiferous tubules of the mammary gland. **Gartner's c.** In the female, a relic of the main, or middle, portion of the Wolffian duct of the embryo, a tube running down from the broad ligament of the uterus to be incorporated with the wall of the uterus and vagina and to be lost on the latter. **genital c.** Any channel or c. designed for copulation or for the discharge of ova. **haversian c's.** C's in the compact substance of bone which form a wide-meshed network and establish communication between the medullary cavity and the surface of the bone, giving passage to the blood vessels, lymph vessels, and nerves supplying the bone. **hemal c.** A c. on the ventral surface of the vertebral column enclosed by the hemal arches. **hepatic c.** The excretory duct of the liver or its analogue. **hepatic c's.** The radicles of the hepatic duct. **hernial c.** A c. through which a hernia passes. **Hunter's c.** A triangular c. running through the adductor magnus muscle of the thigh, giving passage to the femoral artery and vein and the internal saphenous nerve. [B. N. A., *adductor c.*] **hyaloid c.** An irregularly cylindrical c., running anteroposteriorly through the vitreous body through which the hyaloid artery passes in the fetus.

incisive c., incisor c. A canal which opens into the mouth just behind the upper incisor teeth. **inferior dental c.** The dental c. of the mandible, which lodges the inferior alveolar nerve and vessels. [B. N. A., *inferior alveolar c.*] **infra-orbital c.** A small canal, running obliquely through the bony floor of the orbit and transmitting the infra-orbital vessels and nerves. **inguinal c.** A c. about an inch and a half long, running obliquely downward and inward from the internal abdominal ring to the external abdominal ring. It transmits the spermatic cord in the male and the round ligament in the female, and constitutes the channel by which an inguinal hernia descends. **interlobular c's.** C's situated between the acini of the liver, and containing small branches of the portal vein. **internal auditory c.** Syn.: *internal auditory meatus*. A c. situated in the petrous portion of the temporal bone and transmitting the auditory and facial nerves and the auditory artery. **intestinal c.** That portion of the alimentary tract which is included between the pylorus and the anus. **intralobular biliary c's.** Syn.: *capillary bile ducts*. The radicles of the bile ducts. **lacrimal c.** The bony c. which lodges the nasal duct. **malar c.** A c. in the malar bone which transmits the malar division of the temporomalar branch of the superior maxillary nerve. **medullary c.** The hollow of a long bone, containing the marrow. **membranous c. of the cochlea.** A c. in the cochlea which follows the turns of the lamina spiralis. **nasal c.** An occasional c., usually a groove, found in the posterior portion of the nasal bone, transmitting the nasal nerve. **neurenteric c.** In the embryo, a passage leading from the posterior part of the medullary tube into the archenteron. **nutritive c.** See *haversian c's* and *nutrient foramen, under foramen*. [B. N. A., *canalis nutritivus*.] **oburator c.** A c. in the ilium, transmitting the obturator nerve and vein. **omphalomesenteric c.** In the embryo a cavity which connects the cavity of the intestine with the umbilical vesicle. **palatomaxillary c.** A c. formed by the outer surface of the palate bone and the adjoining surface of the maxilla. It transmits the large palatine nerve and blood vessels. **parturient c.** See *birth c.*, under *birth*. **pelvic c.** The c. of the pelvis, from the superior to the inferior strait. **perivascular c's.** The circumvascular lymph spaces. **petromastoid c.** A small c., not always present, at the angle of union between the mastoid and petrous bones, transmitting a small vein from the middle fossa of the skull to the transverse sinus. **posterior dental c's.** Two c's in the maxilla which transmit the superior posterior dental vessels and nerves. **posterior ethmoidal c., posterior internal orbital c.** The posterior of two c's formed by the ethmoid bone and the orbital plate of the frontal, transmitting the posterior eth-

moidal vessels. **posterior palatine c.** See *palatomaxillary c.* **posterior semicircular c., posterior vertical semicircular c.** That one of the semicircular c's (*q. v.*) which has its convexity directed backward and its plane nearly parallel to the posterior wall of the pyramid. **pterygopalatine c.** A c. in the sphenoid bone, transmitting the pterygopalatine artery. **sacral c.** The continuation of the vertebral c. in the sacrum [B. N. A., *canalis sacralis*]. **semicircular c's.** The long c's, forming the second division of the osseous labyrinth. **spermatic c.** 1. The vas deferens. 2. The inguinal c. in the male, transmitting the spermatic cord. **spinal c.** See *vertebral c.* [B. N. A., *canalis spinalis*]. **spiral c. of the cochlea.** A c. which runs spirally around the modiolus. **spiral c. of the modiolus.** A small c. winding round the modiolus in the base of the lamina spiralis. **superior palatine c.** A c. formed by the palate bone and the maxilla, transmitting the inferior palatine nerve and blood vessels. **superior semicircular c.** That one of the semicircular c's which has its convexity turned toward the upper surface of the pyramid. **supra-orbital c.** A c. at the upper margin of the orbit, transmitting the supra-orbital vessels and nerve. **tympanic c.** A c. which opens on the lower surface of the petrous bone, between the carotid c. and the groove for the internal jugular vein; containing Jacobson's nerve. **urinary c.** The urethra. **uterine c.** The c. of the uterus, including that of its body and that of its neck. **utercervical c.** The cavity of the cervix uteri at the time of labor. **vertebral c.** The c. which lodges the spinal cord, formed by the vertebrae [B. N. A., *canalis vertebralis*]. **vertebrarterial c.** The osseous c. through which the vertebral artery runs. **vidian c.** A c. of the sphenoid bone, at the base of the internal pterygoid plate, transmitting the vidian nerve and vessels [B. N. A., *pterygoid c.*]. **vulvar c.** The vestibule of the vagina. **vulvovaginal c.** 1. The vagina and the vulva considered as a single c. 2. The orifice of the hymen. [Lat., *canalis, groove, channel*.]

canalic'ular. Permeated with channels. [Lat., *canalicularis*.]

canalic'ulate. Channeled or furrowed, having a longitudinal furrow. [Lat., *canaliculatus*.]

canaliculiza'tion. The formation in calcified cartilage of the canals into which the periosteal processes extend.

canalic'ulus. A small channel. **bile canaliculi, biliary canaliculi.** See *intralobular biliary canals, under canal, canaliculi accessori*. Inconstant canals for the transmission of veins at the outer edge of the canalis condyloideus anterior. **c. arteriosus.** See *ductus arteriosus, canaliculi biliferi*. See *intralobular biliary canals, under canal*. **c. communicans.** Syn.: *aqueductus communicationis*. A small canal at the margin of the

temporal bone. **canaliculi lacrimales.** Two small excretory channels for the tears, one in the inner third of each eyelid. **canaliculi medullares.** See *haversian canals*, under *canal*. **canaliculi of bone.** Minute canals in bone, connecting the lacunae with one another and with the haversian canals. **c. pharyngeus.** A canal formed between the body of the sphenoid bone, the sphenoid process of the palate bone, and the ala vomeris. **canaliculi pterygoidei.** Certain canals in front of the lingula of the sphenoid bone. **canaliculi seminales recti.** The straight tubules of the testicles. **collecting c.** A collecting tube in the kidney. **juice canaliculi, lymphatic canaliculi, sap canaliculi, serous canaliculi.** Minute channels in the connective tissue, supposed to be filled with lymph and connected with the lymph vessels. See also *intercellular spaces*, under *space*. [Lat., dim. of *canalis*, a canal.]

canaliform. Canal-shaped. [Lat., *canalis*, a canal, + *forma*, form.]

canalis. Pl. *canales.* A canal. **c. auricularis.** The channel produced by a constriction between the auricular and ventricular portions of the fetal heart at the time of its division into a single auricle and ventricle. **c. chordae tympani.** A c. in the outer wall of the tympanum, transmitting the chorda tympani. **canales condyloidei antici.** One or two canals sometimes found near the anterior condylar foramen. **c. condyloideus posticus inferior.** A canal sometimes found in the occipital bone between the condyle and the jugular foramen. **c. craniopharyngeus.** A canal perforating the posterior portion of the body of the sphenoid bone in the fetus, containing a prolongation of the dura mater; sometimes persistent in infancy. **c. excretorius linguae.** An occasional blind canal running backward into the substance of the tongue from the foramen cecum. **c. fibrosus vasorum tibiarum anticorum.** A canal formed by the tibiofibular interosseous ligament behind and by the connective tissue in front, containing the anterior tibial artery and its venae comites. **c. innominatus.** An occasional canal situated between the foramen ovale and the foramen rotundum, transmitting the superficial petrosal nerve. **c. mastoideus.** The canal for Arnold's nerve; opening just above the stylomastoid foramen and transmitting the auricular branch of the pneumogastric nerve. **c. musculo-peroneus.** The space between the origins of the flexor longus hallucis and the tibialis posticus, for the lower portion of the peroneal artery. **c. musculotubarius.** A canal in the petrous bone, containing a portion of the stapedius muscle. **c. nervi petrosi profundi minoris.** A canal in the petrous bone, transmitting the small deep petrosal nerve. **c. nervi petrosi superficialis majoris.** A canal opening into the aqueduct of Fallopius, transmitting the large super-

ficial petrosal nerve. **c. pharyngotympanicus.** A canal of the embryo which is developed into the eustachian tube and the tympanum. **c. pro tensore tympani.** A rounded canal lying in the anterior wall of the tympanum, close to the hiatus Fallopii. Its tympanic end forms a conical eminence which is prolonged backward into the tympanum and perforated at its summit by an aperture transmitting the tendon of the tensor tympani. **c. vomeris.** A canal situated between the lower surface of the sphenoid bone and the vomer, transmitting blood vessels to the nose. **canales vomerobasilares, canales vomerosphenoidales laterales.** Several small lateral canals situated between the sphenoid bone and the vomer, transmitting small blood vessels. **c. zygomaticotemporalis.** The temporal canal of the malar bone, running from its orbital (sometimes by a common opening with the malar canal) to its temporal surface, transmitting a branch of the maxillary nerve.

canaliza'tion. The process of the formation of channels, as in the development of blood vessels; the hollowing out of cells (vasifactive cells) which subsequently unite to form the capillaries and smallest vessels; also the formation of tubes in the solid cords of cells representing the larger vessels by the liberation of the central cells, the latter in many instances becoming blood corpuscles. In pathology, the formation of canals in tissues or a thrombus, thus reestablishing a partial communication through the latter.

cancellated, cancellous (kan'sel-la-ted, kan'sel-lus). Having a latticelike structure.

cancellus (kan-sel'lus). An individual bar or element of a latticelike structure. The cancelli of bone are the columns or plates making up the framework of its spongy substance, so arranged in arches as to combine great strength with lightness and elasticity. [Lat., *cancellus*, a grating.]

cancer (kan'ser). 1. Popular term for malignant tumors, infiltrations, and ulcers: (*carcinoma*) restricted by Virchow to those that are wholly or partly of epithelial origin. 2. All tumors in which there is infiltration and apparently independent growth of epithelial or gland cells, whether slightly or markedly atypical, into the surrounding tissue. **c. bodies.** Degenerative bodies staining intensely with fuchsin, either intracellular or intercellular, about the average size of a red blood corpuscle, which are found in cancers and in inflammatory tissues. They are not now regarded as parasitic, but they may be due to hyaline degeneration of certain cellular elements. See *Russell's fuchsin bodies*, under *body*. **c. parasites.** Various stages of the c. bodies not now regarded as an etiological factor in c. **c. root.** A popular name for various plants that are applied to cancerous ulcers. **chimney-sweep's c.** A form of epithelioma of the scrotum, so-called from its having been generally observed in the

- chimney-sweeps of London. **melanotic c.** Black cancer; a malignant growth in which there is a deposit of melanin.
- scirrhous c.** Hard c., scirrhus; a form of carcinoma in which induration is a prominent feature, forming a tumor of a hard feel which creaks under the knife on section and presents a bluish white or grayish white appearance. Its characteristics are those of texture, not of essential structure, being due to an abundance of fibrous tissue in the stroma. [Lat., *cancer*, crab.]
- can'cerin.** A ptomain which has been found in the urine in cases of cancer.
- cancroid** (kan'kroyd). Resembling cancer; as a noun, epithelioma.
- cancroin** (kan'kro-in). A toxin found by Adamkiewicz in carcinomatous tissues; used subcutaneously by him for the cure of cancer.
- cancrum** (kan'krum). Canker; any spreading ulceration. **c. oris.** A rare disease, affecting poorly nourished infants, characterized by severe ulceration and gangrene of the mouth. Noma. [Lat., *cancer*, cancer.]
- Cane'l'ia.** 1. A genus of shrubs or trees indigenous to tropical America. 2. The bark of the *C. alba*. **C. alba.** 1. *Winterana c.*, white wood, wild cinnamon tree. The bark contains a bitter principle, a volatile oil, and a resin, and is used as a tonic and stimulant, chiefly as an adjunct to stomachic tonics and to purgatives. 2. *C. laurifolia.* 3. The bark of *C. alba*. **C. laurifolia.** A tropical American tree very similar to *C. alba*, with which, by some, it is identified. Its bark is employed like that of *C. alba*. [Lat., dim. of *canna*, a reed; more properly written *cannella*.]
- canescent** (kan-es'sent). A term used in descriptive bacteriology, meaning hoary or gray. [Lat., *canis*, gray.]
- cane-sug'ar.** Syn.: *saccharose*. Ordinary commercial granulated sugar. A disaccharid, consisting of one molecule of glucose and one molecule of fructose united by the elimination of one molecule of water. An important food. Prepared from sugar cane or sugar beet by pressing the cane and by boiling the juice thus obtained.
- ca'nine teeth'.** Called also *cuspidati*, because they have one point. They are four in number, two in the upper jaw and two in the lower jaw, one being placed distal to each lateral incisor. They are larger and stronger than the incisors, especially in the roots. [Lat., *canis*, dog.]
- canin'iform.** Resembling a canine tooth. [Lat., *caninus*, canine, + *forma*, form.]
- caninus** (ka-ni'nus). See *table of muscles*, under *muscle*.
- canities** (kan-ish'e-ëz). Grayness or whiteness of the hair. It may be *congenital*, *premature*, or *senile*. [Lat., *canities*, gray hair.]
- canker.** 1. Ulceration of the mouth. 2. That which corrodes or corrupts. A term seldom used in medicine at the present time [Mid. Eng., *canker*.]
- can'nabene.** A liquid, $C_{18}H_{20}$, found in the volatile oil of *Cannabis indica*.
- c. hydrid.** The compound, $C_{18}H_{22}$, found in the volatile oil of *Cannabis indica*. It is a thin, golden yellow liquid of repulsive odor, and is highly irritant and poisonous.
- can'nabin.** A brown amorphous resinous substance obtained from *Cannabis indica*, containing the active principle.
- cannab'inol.** An oil obtained from *Cannabis indica*, thought by some to be the active principle; said to be a phenol aldehyd of the formula $OH.C_{20}H_{28}COH$, hence more accurately called *cannabinolal*.
- Can'nabis.** 1. Hemp; a genus of annual urticaceous herbs. The fruit of *C. sativa*. **American c.** *C. americana*. The American variety of *C. sativa*. **C. indica.** 1. *C. sativa*. 2. The flowering tops of *C. sativa*. The extract, fluid-extract, and tincture are official in the U. S. Ph. **C. sativa.** The common hemp, indigenous to Asia and cultivated throughout Europe and America. The herb of Indian hemp is extensively used in the East as an ingredient in intoxicants, producing peculiar delusions in which the perception of the proper relations of things in time and space is decidedly perverted. **extractum c. indicæ.** An extract of pilular consistence made by exhausting the herb of *C. indica* with strong alcohol and evaporating the tincture. [U. S. Ph., Br. Ph.] **extractum c. indicæ fluidum.** A fluid extract made by exhausting the herb of *C. indica* in alcohol. [U. S. Ph.] **tinctura c. indicæ.** A 10 per cent. tincture [U. S. Ph.] or 5 per cent. [Br. Ph.] [Lat., *cannabis*, hemp.]
- can'nula.** A tube carrying in its lumen an obturator with a sharp-pointed end, generally used for introduction into some cavity of the body to draw off fluid or for introduction into a vein or artery for performing transfusion or infusion. In physiology, a glass or metal tube with a neck for insertion into a blood vessel or a duct. **washout c.** A special form of c., with a double chamber, used in blood pressure experiments. When inserted into an artery, it, and the connecting tube, can be flushed at intervals, and the coagulation of the blood be prevented in long experiments. [Lat., dim. of *canna*, reed.]
- can-poisoning.** Poisoning due to eating faultily preserved foods put up in cans.
- Canquoin's paste.** A p. compounded of zinc oxid and wheat flour.
- canthar'idal.** Pertaining to cantharides.
- canthar'ides.** Pl. of *cantharis*.
- canthar'idin.** The active principle of cantharides. It occurs in crystalline form, is of bitter taste and produces blisters of the skin. It is the anhydrid of cantharidic acid. The formula is $C_{10}H_{12}O_4$.
- cantharidism** (kan-thar'id-ism). Poisoning with cantharides, either by their ingestion by the mouth or by absorption from a cantharidal blister. The chief

symptoms are strangury, burning pain in the urethra, swelling or even gangrene of the genitals, and the passage of bloody and albuminous urine, together with the usual gastro-intestinal signs of irritant poisoning if the drug has been taken by the mouth. The lesions are inflammatory conditions of the kidneys and bladder.

Cantharis (kan'thar-is). Pl. *cantharides*. Syn.: *blister beetle*. 1. A genus of coleopterous insects, now referred to *Lytta*. 2. Of the U. S. Ph. and Br. Ph., the Spanish fly *Cantharis vesicatoria*. In English it is usually written in the plural, *cantharides*. For its poisonous effects, see *cantharidism*. The official preparations of c. in the U. S. Ph. are: the cerate, cantharidal collodion, and the tincture. The cerate is commonly employed in the form of a plaster. List of poisons and their antidotes, see in *appendix*, page 938. **Cantharis vesicatoria**. The Spanish fly, or blister beetle of southern and central Europe. It constitutes the drug c. or *cantharides*. **ceratum cantharidis**. Blistering cerate, blister plaster (when spread) made by adding powdered cantharides to liquid petrolatum and, after macerating, adding yellow wax, rosin, and lard. [U. S. Ph.] **charta cantharidis**. Cantharides, or blistering paper; paper spread with a preparation of cantharides. [U. S. Ph., Br. Ph.] **collodium cum cantharide**. See under *collodium*. [U. S. Ph.] **emplastrum cantharidis**. See *ceratum cantharidis*. **tinctura cantharidis**. A tincture containing 10 per cent. [U. S. Ph.] of cantharides. **unguentum cantharidis**. An ointment made by mixing yellow wax with a strained infusion of cantharides in olive oil [Br. Ph.]. [Gr., *kantharos*, beetle.]

canthitis (kan-thi'sis). Inflammation of the angle of the eye. [Gr., *kanthos*, canthus, + *itis*, inflammation.]

canthoplasty (kan'tho-plas-te). 1. The operation of lengthening the palpebral fissure at the external canthus. 2. The operation of reforming a canthus in the case of defect. [Gr., *kanthos*, the corner of the eye, + *plassein*, to form.]

canthus (kan'thus). The palpebral commissure, the angle formed by the junction of the upper and lower lids. c. **externus**. See *outer c.* c. **internus**, c. **major**. See *inner c.* c. **minor**. See *outer c.* c. **nasalis**. See *inner c.* c. **temporalis**, **external c.** See *outer c.* **greater c.** See *inner c.* **inner c.**, **internal c.** The inner commissure of the lids. **lesser c.** See *outer c.* **nasal c.** See *inner c.* **outer c.**, **temporal c.** The outer commissure of the lids. *Commissura palpebrarum* [B. N. A.]. [Gr., *kanthos*, angle, corner.]

caoutchouc (koo'chook). India rubber. The prepared milky juice of *Hevea brasiliensis* and probably of other species of *Hevea*. **liquor c.** A 5 per cent. solution of India rubber in a mixture of benzol and carbon disulphid [Br. Ph. 1898].

[Said to be from the South American words *cahu*, a tree, and *chu*, juice.]

cap. 1. Of a lymph follicle, the bluntly conical end which projects toward or into the lumen of the part in which it is situated, or the epithelial and adenoid tissue covering the conical end. 2. Of the cerebral peduncle, see *tegmentum*. 3. In dentistry, to cover an exposed pulp with cement to prevent pressure from a filling. **enamel c.** The enamel organ after it has become concave and covers the top of the growing tooth papilla. [Ang.-Sax., *cappe*.]

capacity. Holding-power, cubic content, capability. **breathing c.** See under *breathing*. **calorific c.** See *specific heat*, under *heat*. c. of **saturation**. Of a base, the degree of its capability of combining with an acid to form a neutral salt. **combining c.** See *atomicity*, **electrical c.** The amount of electricity which a body can acquire when placed in contact with another body which charges it to a certain electric potential. **measures of c.** See *appendix*. **specific inductive capacity**. Inductive power; the degree of capability of transmitting electrical induction, air being taken as the standard. **testamentary c.** The degree of soundness of mind requisite for making a valid will. **thermal c.** See *specific heat*, under *heat*. **thoracic c.**, **vital c.** See *breathing capacity*. [Lat., *capacitas*.]

capillarectasia (kap'i'l-ar-ek-ta'se-ah). Dilatation of the capillaries as in chronic passive congestion. [Lat., *capillus*, a hair, + Gr., *ektasis*, distension.]

capillarimeter. An instrument for measuring the capacity of capillaries. [Lat., *capillus*, a hair, + *metron*, a measure.]

capillaryity. 1. The condition of being capillary. 2. Capillary attraction. **coefficient of c.**, **constant of c.** A number indicating the amount of capillary force exerted upon the unit of area of a solid or liquid. **modulus of c.** A number representing the change in the height of a capillary column consisting of a solution of a metallic salt, when either the basic or the acid radicle of the salt is replaced by another radicle. This modulus is constant for any given radicle. [Lat., *capillus*, a hair.]

capillary. 1. (Adj.) Pertaining to the hair or to very thin hairlike filaments. 2. (Adj.) Of hairlike fineness. 3. (N.) A minute vessel, especially a blood vessel of the system connecting the termination of the arteries with the radicles of the veins. **arterial capillaries**. The capillaries immediately terminating in the smallest arteries. **lymphatic capillaries**. The radicles of the lymphatic ducts. **pulmonary capillaries**. The capillaries in the membranous lining of the air cells of the lungs, between the pulmonary arteries and veins. **radial capillaries of the liver**, **branches of the liver**. Branches of the central vein of an acinus of the liver, radiating toward the periphery of the acinus. **venous capillaries**. The capillaries immediately preceding and

- forming the smallest veins. [Lat., *capillaris*, relating to the hair.]
- capillitium** (kap-i-lish'e-um). Protoplasmic threads meshed together, found in the spore capsule of myxomycetes. The threads serve to break up the masses of spores. [Lat., the hair.]
- capillus**, pl. *capilli*. A hair of the head. [B. N. A.] [Lat., hair.]
- cap'ital**. Pertaining to the head; of surgical operations, important, serious (as opposed to minor operations). [Lat., *capitalis*.]
- cap'itate**. Provided with a head; shaped like a head; shaped like a pin or nail (e. g., a stigma). [Lat., *caput*, a head.]
- capitel'ium**. A rounded eminence on the lower end of the humerus (lateral condyle) articulating with the upper surface of the head of the radius. *Capitulum humeri* [B. N. A.]. [Lat., dim. of *caput*, a head.]
- capit'ulum**. 1. A little head; a small process or protuberance fitting into a depression in another bone; also the head of a rib, a metacarpal bone, etc., e. g., c. fibulae, humeri, mandibulae, radii, ulnae. 2. In botany, an inflorescence of sessile flowers crowded together into a common head. [Lat., dim. of *caput*, a head.]
- capotemum** (kah-põt-maw'). A splashing sound heard in dilated stomach. [Fr.]
- cap'ping**. A term used in dentistry to signify the covering of an exposed pulp with a cap composed of an antiseptic paste or with cement. Also the substance forming the covering.
- caprenalin** (kap-re'na-lin). A proprietary preparation containing epinephrin.
- cap'ric**. Pertaining to, derived from, or resembling a goat. **c. acid**. See under *acid*. **c. aldehyd**. The aldehyd of c. acid. [Lat., *capra*, a goat.]
- cap'rin**. A glycerode of capric acid, found in goat's butter. [Lat., *caprinum*.]
- caprizant** (kap're-zant). Postponed and then accomplished precipitately (said of a pulse beat); bounding. [Lat., *caprizans*, from *capra*, a goat.]
- cap'roate, cap'ronate**. A salt of caproic acid.
- cap'roin**. A glycerid of caproic acid, found in goat's milk.
- cap'rone**. Diamyl ketone (C₅H₁₁)₂:CO. A liquid which is the chief constituent of oil of rue.
- caproylamin** (kap-ro-il-am'in). A poisonous ptomain, C₆H₁₅N, obtained from decomposed yeast and cod-liver oil.
- capryl** (kap'ril). 1. Rutil, the radicle C₁₀H₁₉O, found in capric acid. 2. Caprylyl, the radicle C₈H₁₇O, found in caprylic acid. 3. Octyl, the radicle C₈H₁₇, found in c. alcohol.
- caprylate** (kap'ril-ät). A salt of caprylic acid.
- caprylic** (kap-ril'ick). Derived from or containing capryl.
- caprylin** (kap'ril-in). A fatty substance found in goat's butter; a glycerid of caprylic acid.
- capsaicin** (kap-sa'is-in). The sharp burning principle (C₁₈H₁₄O₂) in capsicin.
- capsicin** (kap'si-sin). 1. Any one of several soft resinous extracts of Capsicum. 2. A volatile principle obtained from capsicum. 3. A pungent, camphorlike constituent of capsicum.
- cap'sicol**. A red oily liquid obtained from the oleoresin of capsicum.
- Cap'sicum**. 1. A genus of solanaceous herbs and shrubs found in the East Indies, China, Egypt, South America, and the West Indies. The capsular fruit constitutes the several varieties of red or Cayenne pepper, chillies, etc. 2. Of the U. S. Ph. The fruit of *C. fastigiatum*. **C. annuum**, Guinea, or red, pepper; an annual herb, indigenous to South America. It is employed as a rubefacient and vesicant. **C. baccatum**. Bird pepper, berry-bearing c.; a species found in the East and West Indies. The pods are employed like those of other species of C. **C. fastigiatum**. A small shrub indigenous in the East Indies and cultivated in America and Africa, the fruit of which is official in the U. S. Ph. and the Br. Ph. **capsici fructus**. The dried fruit of *Capsicum minimum*. [Br. Ph.] **C. frutescens**. Syn.: *shrubby c.*, *spur pepper*. A shrub growing in the East Indies and in tropical America. The fruit, the c. of the U. S. Ph., forms Cayenne pepper. **C. longum**. A species resembling *C. annuum*, and probably to be regarded as a variety only. **emplastrum capsici**. Made by applying oleoresin of capsicum to adhesive plaster. [U. S. Ph.] **extractum capsici fluidum**. Fluidextract of c.; made by extracting c. with alcohol. [U. S. Ph.] **oleoresina capsici**. Oleoresin of c.; made by extracting c. with acetone, and removing the acetone by evaporation. [U. S. Ph.] **tinctura capsici**. A 10 per cent. tincture [U. S. Ph.] or 5 per cent. [Br. Ph.] made with alcohol. **unguentum capsici**. An ointment made by digesting c. with spermaceti and olive oil. [Br. Ph.]
- cap'sula**, pl. *capsulae*. 1. A capsule. 2. A pulmonary alveolus. **c. adiposa**. The layer of adipose and connective tissue, surrounding the kidney. **c. articularis**, joint capsule. **c. crystallina**. The capsule of the crystalline lens. **c. externa**. External capsule, a thin lamina of white substance separating the claustrum from the putamen or lateral portion of the lenticular nucleus. **c. fibrosa**. The sclerotic coat of the eye, also the fibrous coat of the kidney. **c. glomeruli**. Bowman's c., malpighian c. **c. incudis tympanica**, **c. interna**. Internal capsule, a layer of white substance separating the caudate nucleus and thalamum from the lenticular nucleus and also the hypothalamus from the lenticular nucleus. **c. operculata**. The form of gelatinous capsule commonly used for the administration of bitter medicine. **c. sequestralis**, **c. sequestri**. The portion of living bone surrounding a sequestrum. **c. stapediolenticularis**. The capsule surrounding the articulation between the

body of the incus and the lenticular process or bone. [Lat., dim. of *capsa*, chest, box, from *capere*, to take.]

capsular. Pertaining to or resembling a capsule. [Lat., *capsularis*.]

capsule (kap'sūl). In general, any enveloping structure containing a body distinct from itself. In anatomy, a membranous sac enveloping other structures. In pharmacy, a hollow pill made of some medicinally inactive substance, such as gelatin, designed to enclose a drug. In bacteriology, a gelatinous envelope surrounding bacteria, at times producing a slimy or viscid growth on culture media. In botany, any hollow organ containing bodies, such as seeds, that subsequently escape. **accessory suprarenal c.** An additional suprarenal c., without a medullary portion, but frequently as large as a pea; sometimes it is attached to the main c. by connective tissue. **adrenal c's.** See *suprarenal c's.* **articular c.** See *capsular ligament* under *ligament*. **atrabiliary c.** See *suprarenal c's.* **auditory c.** See *otic vesicle*, under *vesicle*. **Bonnet's c.** The posterior portion of the sheath of the eyeball up to the passage of the tendon with its muscles. **Bowman's c.** Syn.: *c. of a glomerulus*, *malpighian c.*, *Müller's capsule*. The hyaline membrana propria forming the wall of the spherical cecal enlargement at the origin of the uriniferous tubules. It is connected with the surrounding parts by a limited amount of connective tissue and is lined by epithelium which is reflected over the contained glomerulus. The c. and its epithelium are continuous with the membrana propria and the epithelium of the renal tubules. **brain c.** The structures inclosing the brain. **c. of a cartilage cell.** Syn.: *cartilage c.*, *capsular membrane*, *mother cells*. The multiple or single concentric areas of chondrogenous substance surrounding a cartilage cell or groups of such cells and forming part or all of the ground substance or matrix of the tissue. They are classed as *primary* (those immediately surrounding the cells) and *secondary* (those outside the primary). **c. of a cell.** See *cell membrane*. **c. of a glomerulus, c. of a uriniferous tubule.** See *Bowman's c.* **c. of the kidney.** The connective tissue containing fat surrounding the kidney. **c. of the lens.** The transparent elastic envelope of the crystalline lens. **c. of a malpighian body.** See *Bowman's c.* **c. of a nerve cell.** The transparent sheath inclosing the nerve cells of the peripheral nervous system (the spinal ganglia and sympathetic system). They are continuous with the primitive sheath, or neurilemma, and, like it, have nuclei on their inner surface. **dental c.** A connective tissue capsule surrounding a rudimentary tooth of the fetus. **external c.** A layer of white matter situated externally to the lenticular nucleus and separating that ganglion from the island of Reil; composed of association fibers. **folding c.** A very thin sheet of gelatin in which are in-

folded dry medicines which it is desired to make easy of administration. **gelatin c.** A c. made of melted gelatin which is either cast upon a mold in the form of a sphere or spheroid in two parts which fit together after being filled, or is rolled into sheets from which pieces are cut to make the folding c. **Glisson's c.** A strong sheath of connective tissue which loosely envelops the hepatic vessels, and accompanies their distribution in the substance of the liver, becoming an exceedingly delicate investment to their smaller branches. **internal c.** A broad, angular tract of white fibers passing through the ganglia at the base of the cerebrum. **malpighian c., Müller's c.** See *Bowman's c.* **nasal c.** See *olfactory c.* **notochordal c.** The sheath of the notochord. **olfactory c.** In comparative anatomy, an osseous or cartilaginous structure containing the olfactory organs. **optic c.** In comparative anatomy, a cartilaginous or osseous structure, which represents the sclerotic coat of the human eye. **periotic c.** The structure enclosing the internal ear. **sense c's.** Structures which lodge the higher organs of sense. **suprarenal c's.** Adrenal bodies. Syn.: *adrenal c's*, *suprarenal bodies*. Two flattened bodies, that rest upon the kidneys. They are ductless glands, having a fibrous investment and cortical and medullary portions. **synovial c.** See *synovial membrane*. **Tenon's c.** The sheath of the eyeball anterior to the place where it is pierced by the muscles of the eyeball. Some anatomists apply the term to the entire sheath. **terminal gland c.** A simple kind of pacinian corpuscle. [B. N. A., *capsula*.] [Lat., *capsula*, a little box.] **capsulitis** (kap-su-lī'tis). Inflammation of a capsule, especially that of the crystalline lens. **c. ocularis.** Inflammation of the fibrous capsule of the eyeball. **capsulotomy** (kap-su-lot'o-me). Incision of the capsule of the crystalline lens of the eye. [Lat., *capsula*, a small case or box, + Gr., *temnein*, to cut.] **captation** (kap-ta'tion). Of Descourtis, the first stage (*fascination*) of hypnotism. [Lat., *captatio*, seizure.] **cap'tion, capta'tion.** The process of confining a mineral water in a receptacle. **caput** (ka'put). Gen. *capitis*, pl. *capita*. 1. The head. 2. Also any rounded, headlike extremity of an organ or structure. **bicipitis c. breve.** The short (middle) head of the biceps flexor cubiti. **bicipitis c. longum.** The long head of the biceps flexor cubiti. **c. argutum.** A head shaped like a sugar loaf. **c. auriculare musculi styloglossi.** An accessory head of the styloglossus muscle arising from the auditory canal. **c. claviculare.** The clavicular origin of the sternocleidomastoid muscle. **c. coli.** See *cecum*. **c. cornu posterioris.** The broad anterior extremity of the gray columns of the spinal cord. **c. galli, c. gallinaceum, c. gallinaginis.** Syn.: *verumontanum*. An oblong eminence on the floor of the urethra of the male, in front of the pros-

tate. **c. gelatinosum**. The collection of gray matter seen on the posterior and inner edge of the posterior gray column of the spinal cord. **c. medullae**. Syn.: *medulla globosa*. The cerebrum as distinguished from the medulla oblongata. **c. medusae**. A dilated state of the small cutaneous veins around the umbilicus in a new-born infant, due to stasis of blood in the portal vein; so-called from the resemblance of the veins to the fabled head of Medusa. **c. obstipum**. See *tortricollis*. **c. progeneum**. A head with the lower incisor teeth in advance of the upper ones. **c. succedaneum**. Syn.: *scalp tumor*. A puffy swollen condition of the presenting part of the head of the fetus, due to that part being free from pressure during labor, while the surrounding parts are subjected to it. [Lat., *caput*, head.]

car'agin. A mucilage contained in carageen, Irish moss, that is not precipitated by tannin.

car'amel. Burnt sugar; in solution a brown, syrupy substance used as a coloring agent for aqueous liquids.

Ca'rapa guianensis. A tree of Guiana, having very bitter bark which has been used as an antispasmodic and is said to contain an alkaloid, *carapin*.

caraway (kar'a-wā). *Carum carui* and its fruit. See under *carui* and *Carum* for preparations of c. [Old Eng., *carwey*, *carvi*, *carvy*, from Gr., *karon*, through Arab., *karwiya*.]

car'bamate. A salt of carbamic acid.

carbam'ic. Of, or derived from carbamid.

c. acid. See under *acid*. **c. acid ester**. See *urethane*.

carbam'id. Urea, because it may be regarded as an amid of carboxyl; also, as a generic term, a urea or a compound of urea with a radicle.

carban'ilid. The anilid of carbonic acid; diphenyl urea.

carbazonate (kar-baz'ot-āt). Picrate.

car'bid. A compound formed by the union of carbon directly with an element or radical. The name is usually restricted to such compounds formed with the metallic elements. [Lat., *carbidium*.]

car'binol. Methyl alcohol.

carbo-. Combining form of *carbon* used in compound words.

car'bo. Carbon or charcoal. **c. animalis**.

Animal charcoal; bone-black; ivory black. Of the U. S. Ph., animal charcoal prepared by burning bones. **c. animalis**

depuratus (see *preparatus*, *seu purificatus*) [U. S. Ph.]. Purified animal charcoal. **c. ligni** [U. S. Ph., Br. Ph.].

Wood charcoal. **c. pulveratus**. Wood charcoal heated in a closed vessel and reduced to a powder of varying degrees of fineness. **c. purificatus**. Purified animal charcoal. **c. spongiae**. Charcoal

made by burning sponges; a nearly odorless, brownish black powder of a salty taste, containing more or less iodine according to the degree of heat employed in the process. **c. suberis**. Charcoal made by burning cork. **c. vegetabilis**, **c.**

vegetalis. See *wood charcoal*, under *charcoal*. [Lat., *carbo*, coal.]

carbohemia, carbonemia (kar-bo-he'me-ah, kar-bo-ne'me-ah). An excessive presence of carbon compounds in the blood, i. e., imperfect elimination of carbon dioxide from the blood. [Lat., *carbo*, carbon, + *aima*, blood.]

carbohydrate (kar-bo-hi'drāt). As the name implies, a compound of carbon with oxygen and hydrogen, the latter elements being in the same proportion in which they unite to form water, which is not always the case. They are polyhydroxy-aldehyds and ketones. They are divided into the *simple* and the *compound c's*. The *simple c's*, also called the *monosaccharids*, are, in their turn, divided into trioses, tetroses, pentoses, hexoses, etc., according to the number of carbon atoms contained. *Simple c's* are known which contain 3 to 9 carbon atoms. Those containing 5 and 6, the pentoses and hexoses, are the most important. The hexoses are divided into two groups: those containing a keto group, e. g., fructose, the *keto-hexoses*; and those containing an aldehyd group, e. g., glucose, the *aldo-hexoses*. The *compound c's* are classified according to the number of simple *c* groups they contain. If they contain two hexose groups, they are called *hexobioses, dioses, or disaccharids*, e. g., cane-sugar or saccharose. If they contain three hexose groups, they are called *hexotrioses* or *trisaccharids*, e. g., raffinose. If they contain more than three hexose groups, they are called *hexopolyoses*, e. g., starch, cellulose.

car'bolate. Syn.: *phenolate*. A salt of carbolic acid. [Lat., *carbolas*.]

carbolfuchsin (kar'bol-fooks'in). A staining fluid used to stain tubercle bacilli, called also Ziehl's solution.

carbolic. Contained in, or derived from, coal tar oil. **c. acid**. See *phenol*, also under *acid*. [Lat., *carbolicus*, from *carbo*, coal, + *oleum*, oil.]

carb'olism. The state of being poisoned with carbolic acid or phenol.

car'bolize. To mix or bring into contact with carbolic acid; to treat a substance with carbolic acid in order to render it antiseptic.

carb'oluria (kar-bo-lu're-ah). The presence of carbolic acid in the urine. [*Carbolic* + Gr., *ouron*, urine.]

car'bon. A non-metallic element occurring in nature uncombined, in the form of anthracite, the diamond, and graphite. Wood charcoal, lampblack, and animal charcoal consist almost entirely of elementary c. Combined with oxygen, it occurs to a small extent in the atmosphere, and in the form of organic compounds it is found in all animal and vegetable tissues. It is also found as a relic of extinct animal and vegetable organisms in the form of carbonates (chalk, coral, limestone) and of coal, and its occurrence in petroleum is probably of like origin. It is also produced (in the form of lampblack, gas c., or charcoal)

by the incomplete combustion of animal or vegetable tissue. Chemical symbol C. Atomic weight, 12. **c. binoxid.** See *c. dioxide*. **c. bisulphid, c. bisulphuret.** See *c. disulphid*. **c. dioxide.** Syn.: *carbonic anhydrid*. A colorless gas, CO_2 , of a rather pungent acid odor and acid taste, often erroneously called carbonic acid or carbonic acid gas; found as a constant constituent of the atmosphere, of which it forms about 3 parts by volume ($4\frac{1}{2}$ by weight) in 10,000. It also occurs dissolved in considerable quantities in certain mineral waters, giving them their effervescence; and in some volcanic districts it is given off from clefts in the ground, from caves, and from volcanic craters. Its presence in the atmosphere or elsewhere is due to its production by the combustion of organic matter (coal, wood, etc.), by the respiration of animals, or by the decay of dead organic matter in the soil. Its accumulation in the atmosphere is prevented by the continual decomposition which it undergoes in the processes of vegetable assimilation. The chlorophyll of plants has the property of decomposing it, the oxygen being set free and the c. taken up by the plant cells. C. dioxide is very stable, parting with its oxygen only at a very high temperature, so that it is unfit to support respiration or combustion, although it does not seem to be directly poisonous when inhaled. Its sp. gr. is 1.53. It can readily be liquefied, and even obtained solid, by the combined use of cold and pressure. It dissolves in its own volume of water at ordinary temperatures and under a pressure of 1 atmosphere; by increased pressure several volumes may be dissolved in 1 volume of water, constituting the so-called soda water, or carbonic acid water. Such an aqueous solution contains true carbonic acid. **c. disulphid.** A colorless, mobile liquid, CS_2 , having when pure a sweetish, ethereal odor, but usually containing adventitious sulphur compounds which give it a very repulsive odor. It is highly volatile and inflammable, and its vapor, mixed with air, is very explosive. It is an excellent organic solvent. [Lat., *carbonei bisulphidum*.] [U. S. Ph.] **c. monoxid.** A highly poisonous substance, CO, produced by the incomplete combustion of charcoal and other carbonaceous matter. A colorless, tasteless gas of a peculiar odor, readily inflammable, and burning with a bluish flame. It acts as an energetic respiratory poison when inhaled, combining with hemoglobin of the blood to form carbon monoxid hemoglobin, which will no longer take up oxygen. **c. oxid.** See *c. dioxide, c. monoxid*, and *c. suboxid*. **c. suboxid.** C_3O_2 . A third oxid of c. A gas of very penetrating odor. **c. sulphid.** See *c. disulphid*. **c. tetrachlorid.** Tetrachloromethane, CCl_4 , a liquid, which is an excellent organic solvent. [Lat., *carbo, carboneum, carbonium, carbonum*.]

car'bon at'om. The c. a. has been termed

primary, secondary, tertiary, or quaternary, according as it is combined with one, two, three, or four other a's. **asymmetrical c. a.** A c. a. which is connected to four different elements and radicles.

carbon diox'id. See under *carbon*. **c. d. hemoglobin.** The compound of c. d. and hemoglobin found in venous blood. It carries part of the c. d. to the lungs, where it is expelled and the carbon is converted into oxyhemoglobin.

carbon monox'id. See under *carbon*. **c. m. hemoglobin.** A chemical combination of hemoglobin and carbon monoxid, present in the blood after c. poisoning, when it can be detected by means of spectrum analysis. The combination of the two substances is so strong that c. is not again converted into oxyhemoglobin (the oxygen carrier of the lungs), while passing through the lungs.

car'bonate. A salt of carbonic acid.

car'bonated. Combined with or containing carbonic acid; converted into a carbonate.

carbon'ic. Containing carbon. **c. acid.** See under *acid*. List of poisons and their antidotes, see in *appendix, page 938*. **c. acid gas.** See *carbon dioxide, c. anhydrid*. The anhydrid of c. acid; carbon dioxide. **c. dioxide.** See *carbon dioxide*, under *carbon*. **c. ester.** An ethereal salt of c. acid, especially ethyl carbonate.

carboniza'tion. 1. A charring, a conversion into charcoal. 2. The process of covering with a layer of charcoal by the action of heat or of strong sulphuric acid.

carbonom'eter. An apparatus for determining amounts of carbon dioxide in the air of an enclosed space by the precipitation of calcium carbonate from lime water. [Lat., *carbo, carbon, + Gr., metron, a measure*.]

car'bonyl. A bivalent radicle, $(\text{C}=\text{O})''$, which appears in the free state as carbon monoxid.

carborandum (kar-bo-run'dum). A compound of carbon and silicon (SiC), ranking next to the diamond in hardness; used in dentistry to polish and to wear down rough surfaces.

car'bosant. Santalyl carbonate ($\text{C}_{31}\text{H}_{46}\text{O}_3$). It is broken up in the intestine, the action being thus identical with that of santalol or oil of sandalwood.

carbosap'ol. A disinfectant mixture of carbolic acid and soap.

carboxyhemoglobin (kar-box'e-hem-oglo'bin). A compound of hemoglobin with carbon monoxid. It gives the blood a bright cherry-red color, paralyzes the respiratory function of the red corpuscles, and causes suffocation. See *carbon dioxide and carbon monoxid hemoglobin*.

carboxyl (kar-box'il). The characteristic acid group, CO.OH , of the organic acids.

carbuncle (kar'bun-kl). A multiple furuncle of severe grade with necrosis of tissue, resulting from infection, most often with the *Staphylococcus aureus*.

Its most common sites are: the back of the neck, the back, and the lip. The disease occurs generally in poorly nourished individuals, especially the old, and in diabetics. The constitutional symptoms are marked. [Lat., *carbunculus*, a small coal.]

carburetted. Combined with, or containing carbon.

carbyl (kar'bil). A name often applied to carbon, regarded as a radicle, in compound chemical names.

carbylamin (kar-bil-am'in). Hydrocyanic acid or one of its derivatives, formed by substitution of some element or radical for its hydrogen atom.

carcinoma (kar-sin-o'mah). Pl. *carcinomata*. A cancer, especially of the forms composed of an alveolar network of fibroid tissue, the interspaces containing epithelial cells and that usually spread by the lymphatics instead of by the blood vessels. **adenoc.** See *adenocarcinoma*. **basal-celled c.** An epithelioma or skin c., consisting of basal cells resembling the cells of the rete Malpighii. **c. acinosum.** A c. composed of grapelike acini. **c. colloides.** See *colloid c. c. cutanum, c. cutis*. Cancer of the skin; epithelioma. **c. cysticum papillare psammomum.** A cystic c. bearing papillomatous growths in which some or all of the cellular elements have been transformed into calcareous concretions. It has been found in the ovarian region. **c. durum.** See *scirrhus c. c. epitheliodes*. See *epithelioma, c. fibrosum*. See *scirrhus c. c. folliculare*. A c. composed of follicles, as in cancer of the thyroid. **c. glandulare.** See *adenocarcinoma, c. hematodes*. A c. containing enlarged blood vessels. **c. hyalinum.** See *colloid c. c. molle*. See *medullary c. c. ossificans*. A c. undergoing metaplastic ossification. **c. psammomum.** A c. in which the epithelial elements have been transformed into stratified calcareous concretions differing from those found in true psammoma. **c. sarcomatodes.** A malignant tumor of the testicle, ovary, or kidney, one part of which shows the glandular or epithelial structure, while another may show a gradual transition to the connective tissue type of the sarcoma. **c. simplex.** See *scirrhus c. c. syncyti-ale*. See *syncytioma malignum*, under *syncytioma, c. tubulare*. A c. composed of tubular alveoli. **colloid c.** A c. showing colloid degeneration. **colloid-celled c.** A c. of a mucous membrane, in which the cells have undergone colloid degeneration. **columnar-celled c., cylindrical-celled c.** A c. arising from the mucous membrane of the alimentary tract, consisting of columnar or cylindrical cells. **cystic c., cystoid c.** A c. containing one or more cysts or cystlike spaces. **duct c.** A c. arising from ducts, such as the bile ducts. **encephaloid c.** A c. consisting of a soft brainlike tissue, due to a preponderance of epithelial cells. **epithelial c.** See *epithelioma, fibrosomedullary c. A*

c. consisting of cells and stroma in about equal amounts. **glandular-celled c.** See *adenocarcinoma* and *cylindrical epithelioma*. **hard c.** See *scirrhus c. medullary c.* Soft cancer; a variety in which the cells exceed the stroma in amount and do not resemble acini or columnar or squamous epithelia. So-called from its resemblance to brain tissue. **mucoid c.** A c. that has undergone mucoid degeneration. **sarcomatous c.** See *c. sarcomatodes*. **scirrhus c. C.** In which the fibrous stroma predominates over the alveoli of epithelial cells, causing a firm, hard structure. **soft c.** See *medullary c. squamous-celled c., squamous epithelial c.* A c. consisting of flat cells, usually growing from the squamous epithelium of the skin, esophagus, or other epiblastic structures. **telangiectatic c.** See *c. hematodes*. **tubular c.** See *cylindroma*. [Gr., *karkinos*, from *karkinos*, crab cancer, + *oma*, tumor.]

carcinomatous (kar-sin-om'at-us). Pertaining to or of the nature of carcinoma. **carcino'sis.** A generalization of cancerous growths; the occurrence of multiple carcinomata in different organs of the body, or in different situations in the same organ.

car'damom, car'damon. The dried, nearly ripe fruit of *Elettaria repens*. C. contains about 4 per cent. of an aromatic volatile oil; it is used in the preparation of the aromatic powder, tincture of c., and compound tincture of c. of the U. S. Ph. It is aromatic and carminative. **long c.** The fruit of *Elettaria major*, obtained from Ceylon, rarely found in commerce; and of a less agreeable aroma. **round c.** The fruit of *Amomum cardamomum*, from Siam, Java, and the neighboring islands; containing seeds of a somewhat camphoraceous taste; not commonly met with. [Lat., *cardamomum*; Gr., *kardamomon*.]

cardamom'm. Cardamom [U. S. Ph.]. **cardamomi semina.** Cardamom seeds [Br. Ph.]. **tinctura cardamomi.** A 20 per cent. tincture of c. made with diluted alcohol [U. S. Ph.]. **tinctura cardamomi composita.** An aromatic tincture made from cardamom, cinnamon, and caraway, with diluted alcohol, sweetened with glycerin, and colored with cochineal [U. S. Ph., Br. Ph.] [Gr., *kardamomon*.]

cardia (kar'de-ah). The point at which the esophagus enters the stomach. The opening is called the *cardiac orifice* or *esophageal opening*. [Gr., *kardia*, heart.]

cardiac (kar'de-ak). Pertaining to the heart or to the cardia. **c. orifice.** The opening of the esophagus into the stomach. [Gr., *kardiakos*.]

cardialgia (kar-de-al'je-ah). Heartburn; pain or uneasiness in the stomach or lower end of the esophagus. [Gr., *kardia*, heart, + *algos*, pain.]

cardiectasis (kar-de-ek'ta-sis). Dilatation of the heart. [Gr., *kardia*, heart, + *ektasis*, dilatation.]

- car'din.** A glycerin extract of the ox's heart.
- cardio-.** Combining form of Gr., *kardia*, heart, used as a prefix in compound words to signify of, or pertaining to, the heart.
- cardiocele** (kar'de-o-sēl). A hernial protrusion of the heart, usually through an opening in the diaphragm. [Gr., *kardia*, heart + *kele*, tumor.]
- cardiocentesis** (kar-de-o-sen-te'sis). Puncture of a chamber of the heart. [Gr., *kardia*, heart, + *kentesis*, puncture.]
- cardiodynia** (kar-de-o-din'e-ah). Pain in the heart or in its vicinity. **c. spasmodica intermittens.** Angina pectoris. [Gr., *kardia*, heart, + *odyne*, pain.]
- cardiogram.** A curve or graphic representation of the beat of the heart, obtained by means of a cardiograph of any kind. [Gr., *kardia*, heart, + *gramma*, a writing.]
- cardiograph.** An instrument for registering the form of the heart beat by direct registration of the contraction of the musculature, or by measuring the change in volume of the organ or by measuring the change in pressure in the ventricles during the beat. [Gr., *kardia*, heart, + *graphein*, to write.]
- cardio-inhib'itory.** Arresting or slowing the action of the heart. Applied usually to the cardio-inhibitory center in the medulla. [Gr., *kardia*, heart + Lat., *inhibere*, to check.]
- cardiolith** (kar'de-o-lith). A concretion or area of calcareous degeneration in the walls or valves of the heart. [Gr., *kardia*, heart + *lithos*, a stone.]
- cardiol'ysis.** The operation of breaking up adhesions about the heart in chronic mediastinopericarditis by resection of the sternum and costal cartilages. [Gr., *kardia*, heart, + *lysis*, a loosening.]
- cardiomalacia** (kar'de-o-mal-a'se-ah). Softening of the substance of the heart due to fatty infiltration or other degeneration changes. [Gr., *kardia*, heart + *malakia*, softness.]
- cardiom'eter.** An instrument for measuring the force of the heart beat in the area of the heart. [Gr., *kardia*, heart + *metron*, a measure.]
- cardiomyoliposis** (kar'de-o-mi-o-lip-o'sis). Fatty degeneration of the heart muscle. [Gr., *kardia*, heart + *mys*, muscle + *lipos*, fat.]
- cardio'pathy.** Any heart disease. [Gr., *kardia*, heart + *pathos*, suffering.]
- car'diopneumat'ic.** Relating to the heart and the lungs, especially to the action of the heart in producing a slight compression and expansion of the lungs at each beat. [Gr., *kardia*, heart, + *pneuma*, breath.]
- car'diopneu'mograph.** An instrument devised by Landois for estimating the effect of the systole and diastole of the heart upon the volume of air in the lungs. [Gr., *kardia*, heart + *pneuma*, a breath, + *graphein*, to write.]
- cardioptosis** (kar-de-op'to-sis). Downward displacement of the heart. [Gr., *kardia*, heart + *ptosis*, a falling.]
- cardiorrhaphy** (kar-de-or'af-e). Suturing of the heart muscle. [Gr., *kardia*, heart + *raphe*, suture.]
- cardiosclerosis** (kar'de-o-skle-ro'sis). Induration of the muscular substance of the heart from an increase of connective tissue as in chronic interstitial myocarditis. [Gr., *kardia*, heart + *sklerosis*, hardness.]
- car'diospasm.** 1. Spasmodic action of the heart. 2. Spasmodic contraction of the cardiac end of the stomach.
- car'diosphygmograph.** See *cardiograph*. [Gr., *kardia*, heart + *sphygmos*, a throb + *graphein*, to write.]
- car'diovascular.** Pertaining to the heart and the blood vessels; belonging to the vascular system. [Gr., *kardia*, heart + Lat., *vasculum*, a small vessel.]
- carditis** (kar-di'tis). Inflammation of the heart, especially of its muscular tissue. [Gr., *kardia*, heart + *itis*, inflammation.]
- car'dol.** An acrid oil derived from the pericarp of the fruit of *Anacardium occidentale* (the cashew nut), $C_2H_3O_2$. [Lat., *cardoleum*, *cardolum*.]
- argentos** (kar-jen'tos). A proprietary preparation said to be colloidal silver oxid. It is used as a germicid in various pharmaceutical forms.
- Carigile membrane.** A delicate sterilized animal membrane, used to interpose between traumatic surfaces to prevent their union.
- Carica** (kar'ik-ah). Syn.: *Papaya communis* (seu *vulgaris*, seu *c.*). The papaw tree, or melon tree, indigenous to South America, and cultivated throughout the tropics. The fruit contains papain or papayotin.
- caricin** (kar'is-in). A green amorphous substance obtained by precipitating the juice of *Carica papaya* with alcohol; thought by its discoverer, Moncorvo, to be the active digestive principle of the plant.
- caricous** (kar'ik-us). Resembling a fig. [Lat., *carica*, a fig.]
- caries** (ka're-éz). A chronic inflammation of bone followed by molecular disintegration and pus formation. [Lat., *caries*, rottenness.]
- carina** (kar-e'nah). A keellike process. In anatomy, a median ridge on the lower surface of the fornix cerebri. [Lat., *carina*, keel of a boat.]
- carinate** (kar'in-ät). Shaped like a keel; also provided with a keellike process. [Lat., *carinatus*.]
- caris'sin.** A glucosid obtained from a species of *Carissa*. Said to be a cardiac stimulant.
- Carlsbad waters.** Alkaline-saline waters from springs in Carlsbad which are at temperatures from 48° to 162.5° F. [Carlsbad, Bohemia.]
- car'min.** 1. The red coloring matter of cochineal, especially the red pigment produced by precipitating a decoction of cochineal with alum, cream of tartar, or acid potassium oxalate; a mixture of carminic acid, *c. red*, and other substances; used as a staining reagent in microscopy.

2. A brilliant shade of red like that of cochineal. **ammonia c.** A solution of c. in ammonia water; used as a staining reagent in microscopy. **blue c.** See *indigo carmin*, under *indigo*. **borax c.** A staining solution containing c. and borax. **c. lake.** A compound of c. and alumina, made by treating cochineal with alum and an alkaline carbonate. **c. red.** A purplish red, lustrous substance, $C_{11}H_{12}O_7$, produced by the decomposition of carminic acid; probably a derivative of phthalic acid. **Thiersch's c. reagent.** A staining solution containing c., oxalic acid, etc. [Fr., *carmin*.]

carmin'ative. Having the power of expelling flatus and thus mitigating colicky pain. [Lat., *carminare*, to cleanse.]

carmin'ophil, carminophilous (kar'-min-of'il-us). Having an affinity for carmin; readily stained with it. [Fr., *carmin*, carmin + Gr., *philein*, to love.]

carnauba wax (kar-nah-oo'bah). The product of the wax palm, *Copernicia cerifera*. It is used but little in pharmacy.

carneous (kar'ne-us). Pertaining to, consisting of, or resembling flesh, especially muscle. In descriptive bacteriology, the term is used as meaning flesh colored or pale red. **c. mole.** Syn.: *blood mole*. A fleshy mass developing in the uterus, in the case of an abortion which has occurred slowly. It consists of the ovum, surrounded by a capsule filled with clotted blood and degenerated chorionic villi. [Lat., *caro, carnis*, flesh.]

carnicification (kar-nif-ik-a'shun). Conversion into flesh, or a fleshlike substance, by the action of some pathological process in a tissue. See *splenization*. **c. of the bone.** See *osteosarcosis*. **c. of the lungs, pulmonary c.** A conversion of the pulmonary parenchyma into a dusky red material resembling muscle as in atelectasis, or from the pressure of an exudate in the pleural cavity. **congestive c. of the lung.** Brown induration of the lung, caused by the pigmentation and hyperplasia of long-continued chronic passive congestion. [Lat., *caro, carnis*, flesh + *facere*, to make.]

car'nin. A crystalline base, $C_7H_8N_4O_8$, obtained from extract of meat. [Lat., *caro, flesh*.]

carniv'orous. Flesh eating as applied to animals. In surgery, escharotic. [Lat., *caro, carnis*, flesh + *vorare*, to eat.]

ca'ro. Flesh; the red part or belly of muscle. **c. quadrata** Sylvii. *Musculus quadratus plantae*, an accessory muscle of the flexor longus digitorum. [Lat., *caro, carnis*, flesh.]

caroba (kar-o'bah). The leaflets of *Jacaranda procera*, a tree of Brazil.

ca'robin. A natural alkaloid found in the leaves of *Jacaranda procera*.

caroid (ka'royd). A trade name for papain. [Lat., *caro, flesh*.]

carot'ic. 1. Producing sleep, stupefying. 2. Relating to stupor. 3. Relating to the carotids. [Gr., *karoun*, to stupefy.]

carotid (kar-ot'id). Pertaining to the two

large arteries of the neck, supplying the head and running near the ear; the carotid arteries. See *table of arteries*, under *artery*. **c. triangle.** See under *triangle*. [Gr., *karotides*, from *karos*, heavy with sleep, because the ancient Greeks believed that the carotid arteries caused sleep.]

car'pain. An alkaloid, $C_{14}H_{25}NO_2$, found in the leaves of *Carica papaya*. It has been used as a substitute for digitalis.

carpal (kar'pal). Pertaining to the carpus or to the region of the carpus. **c. arteries.** See *table of arteries*, under *artery*. [Gr., *karpos*, the wrist.]

carphology (kar-fol'o-je). Picking at the bedclothes or grasping at imaginary things in the air, observed in low forms of fever. [Gr., *karphos*, a filament or mote + *legein*, to pluck.]

carpo-. Combining form of Gr., *karpos*, carpus, wrist; used as a prefix in compound words.

carpocarp'pal. Pertaining to different parts of the carpus in their relations to each other (said especially of the articulation between the two rows of carpal bones). See *mediocarpal*.

car'pomel. The uncrystallizable sugar of fruit. [Gr., *karpos*, a fruit + *meli*, honey.]

carpus (kar'pus). The wrist; that portion of the upper or anterior limb that lies between the forearm and the hand. In man the skeletal portion is composed of eight bones: the scaphoid, semilunar, cuneiform and pisiform bones, and the trapezium, trapezoid, os magnum, and unciform, arranged in two transverse rows. [Gr., *karpos*, wrist.]

carrageen, carragaheen, carragahen (kar-rah-ghen'). Irish moss; the thallus of *Chondrus crispus*. **gelatina c.** Syn.: *gelatina caragaheen* (seu *caragheen*). A preparation made by boiling c. with from 30 to 60 parts of water, and adding sugar.

carrageen'in. Mucilage of carrageen.

carrastase (kar'ras-tas). A proprietary preparation consisting of a mixture of papain and malt diastase. **liquor c.** C. in a liquid form.

Carrel's method. End to end suture of blood vessels in the transplantation of organs or segments of limbs. [Alexis Carrel, New York pathologist, living.]

car'rier. A person who harbors virulent bacteria or protozoa long after his apparent recovery from the disease, or even without having developed the special disease. **acute c.** One who harbors the organism a few weeks after convalescence.

chronic c. A person harboring pathogenic organisms for months or years.

temporary c. A healthy person who harbors pathogenic organisms without having had the disease.

Car'ron's disease. See *Verruga peruana*.

Car'ron oil. Lime liniment; so named from the fact that it was largely used at the Carron iron works in Scotland in the treatment of burns.

carsickness. Nausea and even vomiting brought on by the motion of the cars. A condition resembling seasickness.

car'thamus. Safflower, or American saf-

fron; the herb has been regarded as a medicine. C. is sometimes used to adulterate saffron.

cartilage (kar'til-ēj). Syn.: *gristle, cartilaginous* (or *chondrogenous*) *tissue*. A tough elastic tissue composed of characteristic cells and an abundant intercellular substance or matrix, found in various parts of the body, and forming the primordial skeleton (*temporary c.*) or persisting throughout life (*permanent c.*). It presents three varieties, according to the matrix: 1. *Hyaline*, or *true c.*, with a translucent, nearly or quite homogeneous matrix. 2. *White fibroc.*, in which the matrix is composed mostly of white fibrous tissue. 3. *Elastic c.*, in which the matrix is made up of a dense network of elastic tissue. The chemical constituents, beside inorganic salts, are chondromucoid, chondrorbin, sulphuric acid, collagen, and albuminoid. The nutrition of c. is by imbibition. **alar c's**. Two c's, one on each side, situated below the upper lateral c's of the nose, forming the anterior part of the framework of the nostril. **annular c.** 1. A ring-shaped c., especially one lying between the conchal c. and the external auditory meatus. **aortic c.** The right second costal c., from its situation in front of the arch of the aorta. **arthrodial c., articular c.** A thin layer of permanent c. covering the articular surface of a bone. **arytenoid c's**. Two three-sided pyramidal c's, one on each side, resting on the thyroid c. **asternal c's**. Those of the costal c's which are not attached to the sternum. **bronchial c's**. Semicircular cartilaginous plates found in the bronchial tubes; in the smallest tubes they are mere specks. **calcified c.** C. in which the matrix contains a deposit of calcareous salts. **c. capsule**. See *capsule of cartilage cell*, under *capsule*. **c. of the ear**. The cartilaginous framework of the auricle and the outer portion of the external auditory canal. **c. of the septum of the nose**. A quadrilateral cartilaginous plate forming the anterior portion of the septum. **c's of Wrisberg**. See *cuneiform c's*. **circumferential c.** The glenoid ligament of the shoulder. **conchal c.** Auricular c. [B. N. A., *cartilago auriculae*.] **costal c's**. The c's that connect the ribs with the sternum. **cricoid c.** A ring-shaped c. forming the lower portion of the cartilaginous framework of the larynx. **cuneiform c's**. Syn.: *c's of Wrisberg*. Two small elastic c's, one on each side, in the folds of mucous membrane extending from the arytenoid c's to the epiglottis. **ensiform c.** An elongated cartilaginous appendage extending downward from the lower end of the sternum. [B. N. A., *processus xiphoideus*.] **elastic c.** C. in which the matrix is mostly composed of a feltlike mass of elastic fibers. The chondrin yielding hyaline substance immediately surrounds the cells and is comparatively small in amount. **epactal c.** Nodules of c. on the alar c's of the nose. **epiglottic c.** The elastic cartilaginous frame-

work of the epiglottis; rounded at its free upper border, pointed below. **floating c.** A cartilaginous body lying free in the cavity of a joint. **hyaline c., hyaloid c.** C. composed of nucleated cells and a transparent or translucent, apparently homogeneous matrix that yields chondrin on boiling; **interarticular c's, interarticular fibroc's**. Flat fibroc's. interposed between the articular surfaces in some of the joints. [B. N. A., *discus interarticularis*.] **intervertebral c's**. The discs of fibroc. interposed between the bodies of the vertebrae [B. N. A., *fibrocartilago intervertebralis*]. **parachordal c's**. Cartilaginous masses formed from the tissue in which the cranial portion of the notochord is imbedded in early embryonic life, forming the principal matrix of the succeeding bony walls of the base of the skull as far forward as the sella turcica. **parenchymatous c.** C. in which the amount of ground substance is very small, the cells forming the greater part of the tissue. **periotic c.** The cartilaginous rudiment of the petromastoid portion of the temporal bone. **permanent c.** C. that retains its cartilaginous character in the fully developed body, as distinguished from temporary c. **semilunar c.** One of the interarticular cartilages of the knee joint [B. N. A., *meniscus lateralis*]. **septal c.** The c. of the septum of the nose. **sesamoid c., sesamoid fibroc.** A small isolated cartilaginous mass sometimes found entirely inclosed in a tendon, etc. **supra-arytenoid c.** Corniculum laryngis [B. N. A., *cartilago corniculata*]. **synarthrodial c's**. The c's of immovable or slightly movable articulations. **tarsal c's**. Thin elongated plates of dense connective tissue (formerly thought to be fibroc.) forming the framework of the eyelids. **temporary c.** The hyaline c. representing nearly the entire skeleton in developing animals, ultimately replaced by bone. **thyroid c.** A c. forming the greater portion of the framework of the larynx, situated above the cricoid c., consisting of two lateral wings joined in front at an acute angle forming the *pomum Adami*. **tracheal c's**. The cartilaginous rings of the trachea. **tubal c.** A triangular plate of c., curled upon itself, extending from the osseous portion of the eustachian tube to the pharynx. **upper lateral c's of the nose**. Two triangular c's, one on either side, forming the upper part of the framework of the nose, immediately below the nasal bones. **vomerine c.** A hyaline c. supporting Jacobson's organ. **white fibroc.** A tissue made up of c. and white fibrous connective tissue. **xiphoid c.** See *ensiform c.* [Lat., *cartilago, gristle*.]

cartilaginitica'tion. See *chondrogenesis*. The conversion of a tissue into one resembling cartilage.

cartilaginoïd (kar-til-aj'in-oyd). Resembling cartilage, chondroid. [Lat., *cartilago, cartilage, gristle* + Gr., *eidōs, resemblance*.]

carui. See *Carum*. **aqua c.** Syn.: *aqua carvi*. Caraway water; made by distilling caraway fruit with water [Br. Ph.]. **c. fructus.** Caraway fruit [Br. Ph.]. **c. oleum c.** Oil of caraway. See *oleum carvi*, under *Carum* [Br. Ph.].

Carum. 1. Of Linnaeus, a genus of umbelliferous plants of the tribe *Annimineae*, subtribe *Eucannineae*. 2. of the U. S. Ph., the fruit of *C. carui*. **C. ajowan.** The ajowan, or bishop's weed; a small annual herb cultivated in India, said to furnish most of the thymol of commerce. **C. carui**, **C. carvi.** Caraway; a biennial species growing throughout Europe, bearing an aromatic fruit. **C. petroselinum.** Parsley. The root, herb, and fruit have been official. The root was formerly employed as a diuretic and laxative in dropsy and gonorrhoea, and was included among the "five greater aperient roots." See *apiol*. **oleum cari.** The volatile oil of *C. carui*; used as an aromatic [U. S. Ph.]. [Gr., *karon*, caraway.]

caruncula. See *caruncle*. **carunculae cuticulares.** The nymphae. **carunculae hymenales.** See *carunculae myrtiformes*. **c. lacrimalis.** See *lacrimal caruncle*, under *caruncle*. **c. major.** A papilla marking the common orifice of the ductus choledochus communis and the pancreatic duct. **c. mammillaris.** 1. A small elevation of gray nervous matter at the base of the brain, giving rise to the middle root of the olfactory nerve. 2. The dilated extremities of the galactophorous ducts in the nipple. **c. minor.** A papilla in the duodenum, in the center of which an occasional supplementary pancreatic duct opens. **carunculae myrtiformes.** Irregular tongue-like projections of the mucous membrane of the ostium vaginae, the remains of the ruptured hymen. **c. oculi.** See *lacrimal caruncle*, under *caruncle*. **carunculae papillares.** Little nipplelike projections at the hilum of the kidney marking the orifices of the uriniferous tubules. **c. salivalis.** See *c. sublingualis*. **c. seminalis.** See *caput galli*. **c. sublingualis.** A papilla marking the opening of Wharton's duct. **c. urethrae.** See *urethral caruncle*. **c. urethrae virilis.** See *caput gallinaginis*. **carunculae vaginales.** See *carunculae myrtiformes*. [B. N. A., same.] [Lat., dim. of *caro*, flesh.]

caruncular. Of, or of the nature of, or pertaining to, a caruncle.

caruncle. A small fleshy excrescence, normal or pathological. **hymenal c's.** See *carunculae myrtiformes*, under *caruncula*. **lacrimal c.** A small oval or triangular reddish body lying at the bottom of the inner canthus of the eye. **urethral c.** A vascular tumor projecting from the mouth of the female urethra. Histologically, it is a granuloma or angioma. It is attended by painful urination and sensitiveness of the vulva. [Lat., *caruncula*, dim. of *caro*, flesh.]

carvacrol. Methylisopropylphenol, C_9H_8O . $CaH_5.OH.C_3H_7$. Isomeric with thymol. Prepared from oil of caraway.

car'vene. A terpene, $C_{10}H_{14}O$, present in oil of anise, from which carvacrol is prepared.

caryocinesis (ka-ry-o-kin-e-'sis). See *karyokinesis*. [Gr., *karyon*, nut, nucleus, + *kinesis*, movement.]

caryophyllin (ka-re-o-fil'lin). A substance, $C_{10}H_{16}O$, or $C_{20}H_{32}O_{22}$, precipitated from concentrated tincture of cloves; readily soluble in warm alcohol and in ether.

caryophyllus (ka-ry-o-fil'us). The dried flower buds of *Eugenia aromatica*. **oleum caryophylli.** Oil of cloves. A volatile oil distilled from caryophyllus. It is carminative and mildly antiseptic. **Caryophyllum** [Br. Ph.]. Cloves [Gr., *karyon*, nut + *phyllon*, leaf.]

casca (kas'kah). Spanish bark, also *Rhamnus alaternus*. **c. bark.** The bark of *Erythrophloeum guineense*. [Span., Port.] The poisonous principle of the *hayab* is said to be identical with the alkaloid erythrophlein.

casgara (kas-ka'ah). Bark. **c. amarga.** Honduras bark, a very bitter, odorless bark. It contains an amorphous alkaloid, picrammin, which has been used in syphilis. **c. sagrada.** Lit., sacred bark. The bark of *Rhamnus purshiana* [U. S. Ph.]. **extractum cascarae sagradae.** An extract made by exhausting the bark of *Rhamnus purshiana* with alcohol, and evaporated on a water-bath to a suitable consistence [Br. Ph.]. **extractum cascarae sagradae liquidum.** Liquid extract of *c. sagradae*. This is practically identical with the fluidextract [U. S. Ph.]. Other pharmaceutical preparations are the *elixir* and the *symp.* [Br. Ph.] [Sp., *casgara*, bark.]

cascarilla (kas-ka-ri'llah). 1. A name applied to various barks, especially *Cinchona* and its allies. 2. The genus *Croton*. 3. A genus of rubiaceous trees. 4. Of the Br. Ph., the dried bark of *Croton eluteria*. **infusum cascarillae.** A 5 per cent. infusion made with boiling water [Br. Ph.]. **tinctura cascarillae.** A 20 per cent. tincture of cascarilla [Br. Ph.]. [Span., dim. of *casgara*, bark.]

cas'carin. A purgative principle obtained from casgara sagrada.

case. 1. An individual having a disease. 2. A box, chest, covering, receptacle. **brain c.** The parts that include the brain. **c. book.** A physician's clinical notebook. **c. taking.** The business of recording data concerning any given patient. **dissecting c.** A c. of dissecting instruments. **heart c.** See *pericardium*. **muscle c.** Syn.: *muscle casket*. The elements forming a striated muscle fiber. **operating c.** A case of surgical instruments in general. **trial c.** A c. of lenses, prisms, etc., for testing the refraction, accommodation, etc., of the eye. [Lat., *casus*, from *cadere*, to happen.]

casease (ka'se-'as). A ferment, produced by bacteria, which dissolves albumin and the casein of milk. [Lat., *caseus*, cheese.]

caseation (ka-se-a'shun). A process by

which the exudate in chronic infectious granulomata, such as tubercles, undergoes coagulative necrosis and fatty degeneration, the result being a granular, cheese-like debris. [Lat., *caseus*, cheese.]

ca'sein (ka'se-in). A protein occurring in the milk of the *Mammalia*, in the proportion of 2 to 6 per cent. It is a weak acid, almost insoluble in water. Its calcium salt, which is soluble in water, is present in milk. C. is one of the chief nutritive principles of milk, and in the form of cheese, is used directly as food. **c. ointment**. A thick emulsion consisting of c., potassium and sodium hydrates, glycerin, petrolatum, salicylic acid, or borax, and water. **c. silver**. See *argonin*. **vegetable c.** A nitrogenous substance resembling milk, c. forming 7.5 to 19.5 per cent. of the gluten of milk. [Lat., *caseus*, cheese.]

ca'seinate. A salt of casein. Calcium c. is present in milk.

caseinogen (ka-se-in'o-jen). A milk proteid converted into casein by ferments. [*Casein* + Gr., *gemma*, to produce.]

ca'seous. Cheesy; of the consistence or appearance of cheese.

ca'soid flour. A gluten flour, containing not more than traces of starch; used for making bread for diabetic patients.

cassava (kas-sah'vah). The *Manihot utilisima* and *M. palmata*; also the starchy substance obtained from the roots of these plants. **c. starch**. A starch contained in c.; c. starch moistened with water and dried on hot plates, or dried in the sun after boiling in steam, forms tapioca (*q. v.*).

casserian. Relating to, or described by, Casserio. **casserian ganglion**. Term erroneously used for gasserian ganglion. [*Giulio Casserio*, Italian anatomist, 1545-1616.]

Cassia (kash'e-ah). 1. A genus of leguminous plants. 2. An old name for several sweet-smelling trees, particularly *Cinnamomum c.*; hence now applied to the coarser varieties of cinnamon bark, especially those derived from China and eastern Asia. 3. The fruit of *C. fistula*. **C. acuminata**. *C. marylandica*. **C. acutifolia**. Syn.: *C. senna*, *Senna acutifolia*. 1. The senna plant. The leaflets constitute Alexandrian senna. 2. *C. angustifolia*. **C. angustifolia**. Syn.: *Senna officinalis*. Indian senna, the Tinnevely senna plant; an annual species growing in southern Arabia, Scinde, and the Punjab, and cultivated in some parts of India; closely resembling *C. acutifolia*. The leaves of the wild Arabian plant constitute Bombay (Moka, Arabian, or East Indian) senna; those of the cultivated Indian plant, Tinnevely senna (*senna indica* [Br. Ph.]). **c. buds**. The small immature buds of various species of *Cinnamomum*. **C. ethiopica**. An African species sometimes identified with *C. acutifolia*, said to furnish Tripoli senna. **C. fistula**. The pudding pipe tree, purging c.; indigenous to the East Indies and naturalized in various parts of Asia,

Egypt, and in tropical America. The pods are sometimes used as a laxative, the seeds are ground and used for poultices, and the bark, which is very astringent, is employed in tanning and in the preparation of a sort of catechu. 3. Of the U. S. Ph., the fruit of *C. fistula*. **c. lignea**. A name formerly applied probably to the twigs and branches of some species of *Cinnamomum*; afterward to the bark now known as Chinese cinnamon. **C. marylandica**. American (or wild). The leaflets have a faint odor and nauseous taste, contain a principle resembling cathartin, and are used like senna leaves, but are somewhat less active. **C. obovata**, **C. obtusa**, **C. obtusata**. Syn.: *Senna obtusa*. The Aleppo (or Italian) senna plant, indigenous to Egypt, Abyssinia, Tripoli, Senegal, and other parts of Africa, also to Arabia and Syria, and cultivated in Italy, Spain, and the West Indies. It furnishes a variety of Alexandrian senna, being the *senna baladi* (wild senna) of the Arabs, is now very rarely found in commerce and is regarded as inferior to the senna furnished by *C. acutifolia*. **cassia pulpa**. C. pulp; the sweetish mucilaginous pulp surrounding the seeds in the pods of *C. fistula*, forming the active cathartic principle of the latter [Br. Ph.]. **China c.**, **Chinese c.**, **cinnamon c.** See *Chinese cinnamon*. oil of c. Chinese oil of cinnamon, a volatile oil distilled from the bark of Chinese cinnamon; darker and somewhat heavier than oil of Ceylon cinnamon and of a less agreeable taste and odor. [U. S. Ph.] [Lat., *casia* and *cassia*, wild cinnamon.]

cast. To shed, get rid of, expel (e. g., the hair, the teeth, the contents of the stomach or the uterus); to throw (an animal) into a suitable posture for examination or operation. [Dan., *caste*.]

cast. 1. A substance showing the form of some body to which it has been applied, or some cavity, as a hollow viscus, a duct or a tubule, in which it has been contained, while in a plastic state. The renal c's are voided in the urine and can be detected by microscopic examination of a urinary sediment. 2. Applied to the eye, a popular name for strabismus or squint. **albuminofatty c.** A urinary c. consisting of fatty and albuminous matter; found after phosphorus poisoning and other degenerative processes in the kidney. **blood c.** A renal c., made up of coagulated blood plasma and blood corpuscles, which appears in the urine in acute hemorrhagic nephritis. **bronchial c.** A c. of a bronchus or a bronchial tube. **orkscrew c.** See *spiral c.* **epithelial c.** A renal c. containing or made up of epithelium. **false c.** Syn.: *cylindroid*. A castlike substance, such as a shred of mucus, found in urine, frequently mistaken for a true renal cast. **fatty c.** A renal c. containing oil drops, free or contained in epithelial cells. **fibrinous c.** A c. consisting of fibrinous matter. **granular c.** A renal c. having

a granular appearance, generally from granular degeneration of epithelium, blood, etc. **hyaline c.** A renal or testicular c. of a structureless, translucent appearance, probably due to the coagulation of an albuminous body. **icteric hyaline c.** A hyaline c. found in the urine of jaundiced patients when it contains little or no albumin. **mucoid c., mucous c.** A false c. consisting of mucus or mucin. **oil c.** See *fatty c.* **pus c.** A renal c. containing pus cells. **renal c.** A c. of a uriniferous tubule. **spiral c.** A urinary c., generally hyaline, twisted or convoluted upon itself, presumably by its passage from Henle's loops into the larger collecting tubes. **testicular c.** A hyaline c. found in the urine occasionally in spermatorrhea, sometimes a little broader than renal hyaline c's, but otherwise not distinguishable from them. **transparent c.** See *hyaline c.* and *waxy c.* **tube c.** See *renal c.* **uric acid c.** A renal c. consisting of uric acid; found in the urine of newborn infants. **urinary c.** A c. of some portion of the urinary passages, especially of a uriniferous tubule. **waxy c.** A form of renal c. resembling melted wax; distinguished from the hyaline c. by its high refractive power.

Castanea (kas-ta'ne-ah). 1. The chestnut tree. 2. Of the U. S., Ph., 1890, the leaves of *C. vulgaris*. **C. vesca americana.** The American variety of *C. vulgaris*. **C. vulgaris.** The chestnut tree. The infusion and fluidextract have been used in whooping-cough. [Gr., *kastanon*, chestnut.]

Castellani's absorption test. The absorption of group agglutinins from an agglutinating serum by saturating the serum with the bacilli which agglutinate with the lower dilution. This leaves the specific agglutinin, and the serum will then only agglutinate the organism used for injecting the animal.

Cas'tor. 1. The beaver, a genus of amphibious rodents. 2. Hence the substance, also called castoreum, consisting of the dried preputial follicles and their contents derived from several species of c. C. is a stimulant and antispasmodic employed in hysteria. **American c., Canadian c.** C. (2d def.) obtained from the American beaver (*C. americanus*). It is the variety of c. ordinarily met with in commerce. **C. americanus.** The American beaver, usually regarded as only a variety of *C. fiber*. **c. beans.** See *c. seeds*. **C. canadensis.** *C. americanus*. **C. fiber.** The beaver. **c. oil.** Lat., *oleum ricini* [U. S. Ph., Br. Ph.]. A fixed oil obtained by expression from the seeds of *Ricinus communis*. It forms a viscid, transparent, pale yellowish liquid of faint odor and oily taste. It is a mild and efficient purgative, with a tendency to produce subsequent constipation. **c. seeds.** The seeds of *Ricinus communis*. **oil of c.** A pale yellow volatile oil obtained by distillation from c., and having its odor and taste. Said to be gradually converted

into salicylic aldehyd. [Lat., *castor*, beaver.]

casto'ria. A proprietary purgative preparation said to be made from senna, sodium bicarbonate, sodium and potassium tartrate, and various carminatives.

castration (kas-trá'shun). The removal of the testicles or ovaries. [Lat., *castrare*, to deprive of generative power.]

cas'ual. Accidental (said of a case of infectious disease occurring accidentally, as distinguished from one due to known inoculation). Also, occasional, incidental, unconcerned, cursory. [Lat., *casualis*, accidental.]

casuistics (kas-u-is'tiks). The study or narration of histories of individual cases of disease with a view to throwing light on the general history of the disease. [Lat., *casus*, case.]

cata-. A prefix from the Gr., *kata*, down; used in compound words to signify down, away, entirely, mis-, inferior, subsidiary, down upon, against.

catabol'ic. Relating to catabolism.

catabolism (kat-ab'ol-ism). The name given to the destructive metabolism (dissimilation) occurring in the body, the processes by which complex substances are reduced to simpler ones, usually as the result of hydrolysis and oxidation. The converse of anabolism. [Gr., *katabole*, a casting down.]

catacrotism (kat-ak'ro-tism). An undulation of the descending curve of a sphygmographic pulse tracing. [Gr., *kata*, down + *krotos*, beat.]

catadicrotism (kat-a-dik'ro-tism). Dicrotism of the descending curve of a sphygmographic tracing. [Gr., *kata*, down + *dis*, twice + *krotos*, beat.]

catadidymus (kat-a-did'i-mus). A twin monster joined above but double below. [Gr., *kata*, down + *didymos*, twin.]

catadioptric (kat-a-di-op'trik). Reflecting and refracting light at the same time; said of certain optical instruments. [Gr., *kata*, opposite to + *diopsesthai*, to see through.]

catalase (kat'al-ase). An enzyme, supposed to be present in many animal and plant tissues, which have the property of converting hydrogen peroxid into water and molecular oxygen.

catalepsy (kat'al-ep-se). A nervous phenomenon characterized by peculiar paroxysms and accompanied by more or less suspension of consciousness and sensibility and by muscular rigidity. Present in a variety of disorders as hysteria, dementia precox, paresis, etc. [Gr., *kata*, down + *lepsis*, a seizure.]

catalep'tic. Pertaining to, of the nature of, or affected with catalepsy.

cataleptoid (kat-al-ep'toyd). Resembling catalepsy. **c. state.** A sort of catalepsy due to neuromuscular over-excitability. [Gr., *katalepsis*, catalepsy + *eidos*, resemblance.]

catalpa (kat'al'pah). The bark or fruit of a genus of North American, West Indian, and Asiatic bignoniaceous trees. **C. bignonioides.** Cigar or bean tree.

The *c.* tree or catawba tree, indigenous to the Southern United States, where its seeds are used in asthma.

cat·alysis (kat-al'is-is). Catalytic action, contact action; a chemical action in which one body produces changes in one or more other bodies, without itself undergoing any change. Some examples of so-called *c.*, however, which have been most thoroughly investigated, have proved to be instances of double decomposition, the body to which the catalytic action had been ascribed really undergoing decomposition and immediately reforming, in order to be again decomposed. By a constant repetition of this process, a minute portion of the body so acting may cause chemical changes in a large bulk of other substances. The prevailing idea is that the substances which cause the *c.* has only the property of accelerating a reaction which would take place under any circumstances, but in a much longer time. [Gr., *katalyein*, to dissolve.]

ca'talyst. A substance capable of producing catalysis.

catalytic (kat-al-it'ick). Pertaining to catalysis.

catalyzer (kat'al-i-zer). A substance causing or producing catalysis.

catamenia (kat-ah-me'ne-ah). The monthly discharge of blood from the uterus; menstruation; the menses. [Gr., *kata-menios*, monthly, fr. *kata*, according to + *men*, month.]

cat'apasm. A dusting powder. [Gr., *katapasma*, a powder.]

cataphasia (kat-a-fa'se-ah). A tendency to constant repetition of words or phrases in an aphasic disorder. [Gr., *kata*, over + *phasis*, speech.]

cataphora (kat-a'fo-rah). A kind of coma attended with short remissions or intervals of imperfect waking, sensation and speech. [Gr., *kataphora*, a bringing down.]

cataphoresis (kat'a-fa-o'e-sis). Syn.: *anodal diffusion*. The action by which a substance in solution is made to penetrate the tissues and organs with the aid of the galvanic current, the positive electrode being applied bathed in the solution. [Gr., *kata*, down + *phoresis*, a conveying.]

cataphoria (kat-af-o're-ah). Downward inclination of the visual axis. [Gr., *kata*, down + *pherein*, to bear.]

cataphoric (kat-a-for'ik). 1. Pertaining to cataphora. 2. Conducting from the anode to the cathode (said of a galvanic current when, if applied to a porous body, it causes a movement of the liquids in the body from the point of application of the anode to that of the cathode).

cataplasia (kat-ap-la'se-ah). Syn.: *kataplasia*. A form of reversionary metamorphosis or atrophy in which the cells or tissues revert to an embryonic condition. [Gr., *kata*, down + *plassein*, to form.]

cataplasma (kat-ah-plaz'ma). Pl. *cataplasmata*. A poultice preparation of semi-solid consistence, made of absorbent sub-

stances, intended to retain heat or moisture. *C. kaolini* is the only official poultice. [Gr., *kataplassein*, to spread over.]

cataract (kat'ar-act). An opacity of the crystalline lens, or its capsule, or both.

adherent c. A *c.* that has formed adhesions to surrounding parts.

after c. An opacity of the lens capsule existing or developing after removal of the lens.

anterior central (or polar) c. An opacity of the central point or region of the anterior capsule and of the anterior layers of the lens immediately beneath it. It may be congenital, but is frequently formed in early childhood as the result of a perforating ulcer of the cornea.

aridosiliculose c. An overmature *c.*, perfectly dry and with a dense, wrinkled, calcareous capsule.

axial c. See *nuclear c.*

barred c. Syn.: *trabecular fibrinous c.* A spurious *c.* in which the pupil is angular and narrowed and has behind it a capsulolenticular *c.* in front of which there is a stripe or bar of lymph, of varying consistence, which runs across the pupil.

black c. A nuclear *c.*, very dark in color from the imbibition of hematin, and not infrequently complicated with inflammatory lesions of the deeper tunics of the eye and a fluid condition of the vitreous.

capsular c. An opacity of the lenticular capsule, partial or complete, without opacity of the lens itself.

con·cussion c. A soft *c.* produced by concussion, as from an explosion.

cortical c. An opacity of the lens mainly or entirely centered in the cortex, the nucleus, the capsule, and sometimes the subcapsular layer of the lens remaining transparent until the end.

diabetic c. *C.* occurring in the course of diabetes. It is milky white in appearance, soft, and usually involves the entire lens except the capsule.

dotted c. See *punctated c.*

fibrinous c. A spurious form of *c.* consisting in an effusion of plastic lymph into the field of the pupil and on the capsule.

glycosuric c. See *diabetic c.*

gyp·seous c. An overmature, degenerated capsular or capsulolenticular *c.*; so called from its white appearance.

hard c. A *c.* involving the entire lens, varying in color from gray to yellowish gray, and of hard resistant consistence. It occurs usually in persons beyond middle life.

hemorrhagic c. A form of *c.* in which hemorrhage is apt to occur at the time of the operation for its extraction, with precipitate escape of the lens, with or without the vitreous.

hyper·mature c. See *overripe c.*

im·mature c. An unripe *c.* A term usually applied to the early stages of senile hard *c.*

incipient c. The first stages of any *c.*

inflammatory c. A secondary *c.* resulting from an intra-ocular inflammation of some kind.

interstitial c. See *lenticular c.*

juvenile c. The *c.* of young persons.

lamellar c., lam·inar c., laminated c. A *c.* partial in character, involving one or more zones or laminae of the lens between the nucleus and the capsule, the remainder of the lens being transparent. It is generally congen-

ital. **lenticular c.** A c. in which the opacity is confined to the lens, the capsule remaining transparent. **mature c.** A c. involving the entire lens, so far advanced and so homogeneous as to be ready for extraction. **membranous c.** See *after c.* **milky c.** A soft c. in which the opacity resembles milk. **mixed c.** A c. in which the opacity begins as lines, streaks, or triangular patches in the layers of the lens and then affects the nucleus, the whole lens becoming ultimately opaque. **morgagnian c.** An overmature c. in which the degenerative changes soften and liquefy the cortical portion. **myeline c.** A shrunken disk-shaped c., the chief constituent of which is a half transparent, yellowish or brownish, dry and friable substance. **naphthalinic c.** A c. due to the action of naphthalin. **nuclear c.** An opacity of the lens which begins in the nucleus. It is of moderate extent and is surrounded by more or less transparent lens substance. **osseous c.** An incorrect term to denote a very hard calcareous c. **overripe c.** A c. in which degenerative changes have occurred. **partial c.** An incomplete, immature c.; an opacity which does not involve the entire lens. **perinuclear c.** See *zonular c.* **pigmented c., pigmentous c.** A false c., usually produced by a violent concussion or blow on the eye, which has detached the pigment from the posterior surface of the iris, whence results a sort of arborescent appearance. **polar c.** See *anterior polar c.* and *posterior polar c.* **posterior polar c.** An opacity of the lens in the form either of centripetal stripes or of circumscribed spots or patches beginning at the posterior pole just beneath the capsule. **primary c., primitive c.** A c. developed without any known connection with other disease of the eye. **progressive c.** Any opacity of the lens which shows a tendency to increase. **pseudomembranous c.** A condition in which there are white spots on the lens due to iritis. **punctated c.** A cortical c. in which there is a large number of very small dots or very small streaks. **pyramidal c.** A form of c. resulting from central perforating ulceration of the cornea in early life. See *capsular c.* **regressive c.** A c. that tends to disappear; usually appearing in young persons as a symptom of interference with the nutrition of the lens. **ripe c.** See *mature c.* **secondary c.** A c. which is the result of local disease of the eye, such as iridocyclitis, glaucoma, etc. **senile c.** The hard mature ripe c. of advancing years. **stellate c.** An immature cataract in which the opacity has a starlike or radiate character. **striated c.** A cortical c. in which there are many fine streaks or stripes. **trabecular fibrinous c.** See *barred c.* **traumatic c.** An opacity of the lens resulting from injury to the eye. **tremulous c.** A c. complicated with laceration of the zonule of Zinn, so that movements of the eyeball cause trembling of the iris

and of the c. **unripe c.** An immature c.; one not yet fit for operation. **zonular c.** Syn.: *lamellar c.* A peculiar form of c., in which the superficial laminae and the nucleus of the lens are transparent, a layer or shell of opacity being present between them. [Gr., *katarraktes*, down-rushing.]

cataria (kat-a're-ah). Catnip or catmint. The dried flowering tops of *Nepeta c.*; employed as a tea, as an antispasmodic.

catarrh (kat-ahr'). A simple inflammation of any mucous membrane, attended by a discharge of mucus or mucopus. As commonly used, the term, without qualification, is understood to mean a c. of the nose, or of the nose and pharynx, especially one of a chronic character. **atrophic nasal c.** A chronic nasal c. in which, from loss of the glands or interference with their function by pressure of the enlarged stroma, dryness and atrophy of the membrane are caused. **autumnal c.** Of Wyman, the hay-fever occurring in early autumn. **Bostock's c.** See *hay-fever*, under *fever*. **bronchial c.** A "cold in the chest"; an edematous and infiltrated condition of the mucous membrane of more or fewer of the bronchial tubes, with increased mucous secretion which subsequently becomes more or less purulent. **gastric c.** Catarrhal inflammation of the stomach. **hemorrhagic c.** C. with exudation of blood along with the other secretions; seen in smallpox, erysipelas, and pyemia. **hyperplastic nasopharyngeal c., hypertrophic nasal c.** A chronic c. accompanied by hypertrophy of the mucous membrane involved and of the glands at the vault of the pharynx. **intestinal c.** See *diarrhea*. **Laennec's suffocative c.** See *capillary bronchitis*, under *bronchitis*. **membranous nasal c.** A form of nasal c. in which a thin grayish-white false membrane forms, consisting of exudation cells imbedded in an unorganized matrix. The false membrane forms again quickly, if removed mechanically. **mycotic c.** C. due to invasion by a fungus. **purulent c.** A c. in which the secretion is purulent or semipurulent. **rose c.** See *hay-fever*, under *fever*. **Russian c.** See *influenza*. **serous c.** A c. in which the secretion consists mainly of an exudation from the blood vessels of a colorless, or, in some cases, a blood-stained serous fluid. **suffocative c.** A severe laryngitis or bronchitis producing symptoms of suffocation. See *capillary bronchitis*, under *bronchitis*. **summer c.** See *hay-fever*, under *fever*. **uterine c.** Endometritis with a uterine leukorrhea. **vesical c.** Cystitis with a discharge of mucus. [Gr., *kata*, down + *rein*, to flow.]

catarrhal. Of the nature of or pertaining to catarrh.

catato'nia, catat'ony. One of Kraepelin's clinical sub-groups of dementia precox when motor symptoms, stereotypies, violence, are prominent. [Gr., *kata*, intense + *tonos*, tension.]

catechin (kat'e-kin). An amorphous yellow powder, $C_{21}H_{20}O_9 + 5H_2O$, derived from the different kinds of catechu, kino, mahogany wood, etc.

catechol (kat'e-koh). Syn.: *benzocatechin*, *pyrocatechol*, *pyrocatechin*. 1. 2, dihydroxybenzene, $(HO)_2C_6H_4$.

catechu (kat'e-ku). An extract obtained from the leaves and young shoots of *Ouroouparia gambire*. C. is used as an astringent in diarrhea. c. **tannic acid**. A reddish, gummy substance contained in c. and readily forming an acid, astringent solution in water. It is said to be the anhydrid of catechuic acid and to have a formula, $C_{38}H_{34}O_{15}$. **pulvis c. compositus**. Compound powder of c., consisting of c., kino, rhatany root, cinnamon bark, and nutmeg. [Br. Ph.] **tinctura catechu**. A 20 per cent. tincture of c. with cinnamon. See *tinctura gambir composita*, under *tinctura*. [Br. Ph.] **trochiscus c.** Troches, each containing 1 grain of c. [Br. Ph.] [Hind., from *kate*, the tree which furnishes c.]

catectrotonus (kat'el-ek-trot'o-nus). The state of increased conductivity and irritability produced at the cathode when a constant galvanic current is passed through a nerve. [Gr., *kata*, down + *elektron*, amber, + *ionos*, tension.]

catgut (kat'gut). Sheep's intestine, cleansed, made aseptic, and prepared for ligature or for suture material in surgery by twisting into cords.

catharsis (kath-ar'sis). 1. Purging as by the bowels. 2. The discharging through psycho-analysis of the original affect-memory which causes neurotic symptoms. [Gr., *katharein*, to purge.]

cathartin. 1. A nauseous substance obtained from senna by Lassaigne and Feneulle, supposed to be the purgative principle of senna, but now known to be a mixture without marked purgative properties. 2. Of Winckler, a principle contained in the ripe fruit of *Rhamnus cathartica*.

catheter (kath'et-er). A tube designed for insertion into a canal, especially through the urethra into the urinary bladder; of the French, a lithotomy staff. **Bozeman's c.** See under *Bozeman*. **bulb-ended c.** A very flexible urethral c. having a long tapering extremity ending in a bulbous point. **double c.**, **double-channeled c.**, **double-current c.** A catheter divided into two channels by a longitudinal partition, one for injecting liquid and the other for its escape. For obstetrical and gynecological purposes, such c's have been made in several pieces, so that they may be taken apart and thoroughly cleansed. **elbowed c.** A urethral c. having a soft flexible stem, but stiffer toward the point, where it makes a sharp turn, forming a short beak; used for passing obstructions on the floor of the urethra. **eustachian c.** A tube of metal or hard rubber, 6 to 7 in. long and from 1 to 3.5 mm. in diameter, slightly curved at one end; the curved part (beak) is from 2 to 2.5 cm. long. The other end is funnel-shaped to receive

the nozzle of an inflating bag. It is passed into the eustachian tube through the nose, or occasionally through the mouth. **female c.** A short c. with the beak only slightly curved, for passage into the bladder of the female. **flexible c.** A c. made of some flexible material, such as soft rubber, or silk or other woven fabric varnished with a mixture of linseed oil and litharge. **olivary c.** A c. with tapering olive-shaped point. **renal c.** A long flexible, gum-elastic c. for introduction into the pelvis of the kidney from the bladder, through the ureter. **self-retaining c.** A urethral c., which from some peculiarity of its curve or by reason of being furnished with elastic winglike processes, will remain in the bladder without the use of any supplementary appliance. **silver c.** A c. made out of silver. **soft rubber c.** A flexible c. made out of soft red rubber. **ureteral c.** A catheter for use in catheterizing the ureter. It is made either of metal or woven linen coated with varnish, has a slightly bulbous end and an opening about one inch from its tip. The metal catheter has a slight curve in the distal two inches. **velvet-eye c.** A soft rubber c., in which the edges of the fenestra are made smooth by being molded before vulcanization, instead of being cut with a punch afterwards. [Gr., *katheter*, from *kathēnai*, to let down into.]

catheterism, catheteriza'tion. The introduction of a catheter. [Gr., *katheterismos*, a putting in of the catheter.]

cathodal (kath'o-dal). Of, pertaining to, or situated at the cathode.

cathode (kath'od). The negative pole or electrode of a galvanic battery.

cation (kat'e-on). In electrolysis, an electropositive element or radicle, one that tends to accumulate at the negative pole. [Gr., *kata*, down + *ienai*, to go.]

cat'lin, cat'ling. A long, narrow, double-edged, pointed knife, used to divide the tissues between the bones in amputations of the forearm or the leg.

catmint. See *cataria*.

catnep, catnip. See *cataria*.

catophoria (kat-of-o're-ah). Downward inclination of the eyeball. [Gr., *kata*, downward + *phorein*, to carry.]

catoptric (kat-op'tric). Pertaining to reflected light or to catoptrics. [Gr., *katoptrikos*.]

cat'tle plague. See *rinderpest*.

cauda (kaw'dah). 1. A tail or a taillike appendage; of the older writers, the penis, the clitoris, or the coccyx. c. **cerebelli**. See *vermiform processes*, under *process*. c. **coccygea**. See *coccyx*. c. **cornu posterioris**. A solid appendage to the posterior horn of the lateral ventricle of the brain. c. **corporis striati**. Syn.: *c. caudati*, *c. striati*, *surcingle*. The pointed posterior extremity of the corpus striatum. c. **epididymidis**. Syn.: *globus minor*. The lower extremity of the epididymis. c. **equina**. 1. The inferior segment of the spinal cord below the level of the second lumbar vertebra, together with the numer-

ous large (lumbar and sacral) nerves arising from the lumbar enlargement and continuing downward in a parallel direction until they diverge through the intervertebral foramina. They give the termination of the cord the appearance of a horse's tail, whence the name. 2. The genus *Equisetum*. **c. helicis**. A small process of the cartilage of the ear at the junction of the helix and anthelix. **c. lienis**. The lower end of the spleen. **c. pancreatis**. The left extremity of the pancreas, which tapers to a small size. **c. superciliaris**. The external portion of the eyebrow. [B. N. A., *cauda*.] [Lat., *cauda*, tail.]

caudad. Same as *caudal*.

caudal (kaw'dal). Pertaining to, resembling, or situated near the tail. [B. N. A., *caudalis*.]

caudate (kaw'dāt). Shaped like a tail, or having a tail or taillike appendage.

caudex (kaw'decks). A stalk or trunk.

c. cerebri. That part of the encephalon that is situated between the pons Varolii and the optic thalami, consisting of the crura cerebri and the tegmentum. **c. dorsalis**. 1. The spinal cord. 2. The medulla oblongata. **c. encephali**. The cerebral peduncle. [Lat., *caudex*, stem.]

caudle (kaw'dl). A warm drink, containing wine, eggs, sugar, and spices. [Old Fr., *caudel*.]

caul (kawl). 1. A piece of the amnion that sometimes covers the child's head at birth. 2. The great omentum. [Old Fr., *cale*, a kind of small cap.]

cauliflower growth (kaw'l'e-flow-er). A form of epithelioma of the cervix uteri or of veruca acuminata that grows like a cauliflower. [Old Fr., *col*, cabbage + flower.]

caulophyllin (kaw-lo-fil'lin). A resinoid obtained from caulophyllum.

Caulophyllum (kaw-fo-fil'lum). 1. A genus of North American berberidaceous plants. 2. Of the U. S. Ph., the rhizome and rootlets of *C. thalictroides*. **C. thalictroides**. Syn.: *Leontice thalictroides*. Blue cohosh, blueberry root, pappoose root, squaw root. The only species; a perennial herb growing throughout the United States. The rhizome with its matted rootlets contains saponin or a similar principle and two resins. It has been considered emmenagogic, ecbolic, and diaphoretic. [Gr., *kaulos*, a stem + *phylon*, a leaf.]

cau'sal. Pertaining to or founded on the cause of a disease.

causalgia (kaw-sal'ge-ah). Neuralgia with a sense of severe burning. [Gr., *kauasis*, burning heat + *algos*, pain.]

causa'tion. The process by which a cause produces an effect. See *etiology*. [Lat., *causatio*.]

cause (kaws). Any act or state of things that produces a certain effect. **accessory c.** A c. that contributes to the production of an effect mainly due to another c. **accidental c.** See *determining c.* **antecedent c.** A remote or predisposing c. **common c.** 1. A c. that most usually gives rise to the result under consid-

eration. 2. A c. that produces two or more effects, any one of which may erroneously be attributed to one of the others. **determining c.** A c. that gives efficiency to other c's, precipitating their action. **efficient c.** A c. that gives rise to the effect alone, independently of the action of other c's. **essential c.** See *efficient c.* **exciting c.** See *proximate c.* **exopathic c.**, **external c.** A c. that operates from without the organism. **hidden c.** A c. that is inappreciable. **immediate c.** See *proximate c.* **internal c.** A c. that exists within the organism, as in self-infection. **mechanical c.** A c. that operates mechanically. **negative c.** A c. consisting in the absence of some condition necessary to the prevention of the effect. **physical c.** A c. acting in conformity to physical laws. **physiological c.** A c. that acts only with the coöperation of some physiological act or process. **predisponent c.**, **predisposing c.** A c. that acts upon the organism in such a manner as to make it more readily susceptible to the action of an exciting c. **proximate c.** That one of two or more c's that comes into play last and produces its effect with comparative rapidity. **remote c.**, **secondary c.** See *ultimate c.* **specific c.** A c. of a specific nature (e. g., a pathogenic micro-organism). **ultimate c.** A c. that eventually proves operative with the coöperation of a proximate c. [Lat., *causa*.]

caustic (kaws'tik). 1. Destructive of living tissue; corrosive. 2. An agent that destroys tissues by decomposing them. **c. potash**. Potassium hydroxid. **c. soda**. Sodium hydroxid. **Landolphi's c.** See under *Landolphi*. **Lugol's c.** See under *Lugol*. **lunar c.** Fused nitrate of silver, so-called because the symbol of *luna* (moon) was given by the alchemists to silver. **mercurial c.** A preparation made by mixing mercury and nitric acid. **milder common c.** See *potassa cum calce*. **mitigated c.** See *argenti nitras mitigatus*. **Récamier's c.** See under *Récamier*. **Vienna c.** Potassa with lime. [Gr., *kaustikos*, capable of burning.]

cauteriza'tion. The act of cauterizing, of destroying living tissue by means of heat or some other caustic. [Gr., *kauasis*, burning.]

cautery (kaw'ter-e). Any cauterizing agent, particularly the actual cautery. **actual c.** A heated iron or other apparatus for cauterization by means of actual heat, as opposed to the potential c. **button c.** A c. iron with a disk-shaped end. **electric c.**, **galvanic c.**, **galvanoc.** A c. apparatus in which a loop of wire or an instrument fashioned somewhat like a knife, made of platinum (selected on account of its being a comparatively poor conductor of electricity), is interposed in a galvanic circuit and heated. **Paque-lin's c.** The so-called thermoc.; an apparatus founded on the property possessed by platinum, when heated red hot, of remaining incandescent as long as the vapor of a hydrocarbon is projected upon it.

A hollow piece of platinum, varying in shape according to the purpose in view, is attached to a tube connected with a reservoir of benzine, the vapor of which is pumped into the hollow of the piece of platinum (previously heated in the flame of a spirit-lamp) by means of a hand bulb.

potential c. A general term for all other cauterizing agents than actual heat.

solar c. A lens ("burning glass") used for concentrating the rays of the sun upon a part so as to cauterize it.

thermoc. Properly, any form of actual c.; as commonly used, Paquelin's c. (*q. v.*)

virtual c. See *potential c.* [Gr., *kauter*, a burner. *kauterion*, a branding iron.]

cava (kah'vah). Any cavity or hollow on the exterior of the body (e. g., the orbit, the vulva, the hollow of the hand, etc.). See *cavity* and *inferior* and *superior vena c.*, under *vena*. [Lat., fem. of *cavus*, hollow.]

cavernitis. Inflammation of the corpora cavernosa or of all three of the erectile bodies of the penis.

cavernoma (kav-er-no'mah). Pl. *cavernomata*. See *cavernous angioma*, under *angioma*. [Lat., *caverna*, cavern.]

cavernous. Of the nature of or pertaining to a cavity; containing cavities, spongy; giving out a hollow sound. **c. resonance.** Amphoric resonance. **c. respiration.** A blowing sound heard in both inspiration and expiration on auscultation over a cavity in the lung. **c. voice sound.** The hollow note heard on a lung cavity when the patient speaks.

Cavité fever. A disease endemic in the Philippines, characterized by a sudden onset, high temperature, severe muscular pain, and extreme pain and tenderness of the eyeballs.

cavity (kav'it-e). A hollow space or cavity.

abdominal c. The cavity of the abdomen. [B. N. A., *cavum abdominis*.]

air c. See *air cell*, under *cell*.

ancyroid c. The posterior cornu of the lateral ventricle of the brain.

arachnoid c. See *subdural space*, under *space*.

articular c. A hollow on a bone for receiving the articular head or tuberosity of another bone.

body c. See *celoma* (3d def.); also *intermesoblastic spaces*, under *space*.

buccal c. That portion of the cavity of the mouth which is bounded by the cheeks.

cartilage cavities. The cavities (lacunae) in the matrix of cartilage, containing its cells.

cavities of reserve. The follicles beneath the deciduous teeth, from which the permanent teeth are developed.

c. of the great omentum. The lower and larger of the two portions into which the bursa omentalis is divided by the gastropancreatic ligament.

c. of the lesser omentum. The upper and smaller of the two portions into which the bursa omentalis is divided by the gastropancreatic ligament.

c. of von Baer. See *segmentation c.*

cerebral cavities. The ventricles of the brain.

cleavage c. See *blastocoele*.

closed cavities. The serous sacs.

cotyloid c. Any cup-shaped articular c., especially

the acetabulum.

cranial c. The c. of the skull.

craniovertebral c. In the embryo, the upper of the two main tubular cavities, below the notochord, enclosing the great nervous centers.

decidual c. The space between the decidua vera and the decidua reflexa before they have coalesced.

dental c. 1. See *pulp c. 2.* An excavation in a tooth resulting from caries.

glenoid c. A shallow articular cavity in a bone, particularly in the head of the scapula. [B. N. A., *cavitas glenoidalis*.]

greater sigmoid c. A large articular c. in the superior extremity of the ulna. [B. N. A., *incisura semilunaris*.]

guttural c. The c. of the pharynx.

head intestinal c. The anterior blind extremity of the alimentary canal in the embryo.

lesser sigmoid c. A narrow oblong articular depression on the outer side of the base of the coronoid process of the ulna, which receives the cylindrical part of the head of the radius. [B. N. A., *incisura radialis*.]

marrow c. See *medullary c.*

mastoid c. The cavity of the horizontal portion of the mastoid process of the temporal bone. A large empty space, sometimes containing connective tissue membranes and bands, communicating with the tympanum by an opening in its posterior wall.

medullary c. A c. or space in a bone containing marrow. The c. may be large, as in the shaft of long bones, or many small cavities may exist in the framework of cancellated bone. [B. N. A., *cavum medullare*.]

nasal cavities. The cavities of the nose; one on each side of the median vertical septum, opening in front by the anterior nasal apertures, and behind by the posterior nares. [B. N. A., *cavum nasi*.]

oral c. The cavity of the mouth. [B. N. A., *cavum oris*.]

pelvic c. The part of the general abdominal c. which is below the iliopectineal line and the promontory of the sacrum. [B. N. A., *cavum pelvis*.]

pericardial c. The space between the heart and the pericardium.

peritoneal c. The closed space included between the visceral and parietal layers of the peritoneum.

pleural c. The closed space between the visceral and parietal layers of the pleura.

pleuroperitoneal c. 1. See *intermesoblastic spaces*, under *space*. **2.** In comparative anatomy, the common c. containing both the abdominal and thoracic viscera.

primary marrow cavities. See *primary areolae*, under *areola*.

pulmonary c. 1. A pathological c. in the lung. **2.** See *cavum pulmonale*.

pulp c. The cavity within a tooth, containing the dental pulp.

respiratory cavities. The round passages terminating the smallest bronchi which divide to form the infundibula.

Rosenmüller's c. A depression in the posterolateral wall of the pharynx, between the posterior lip of the eustachian tube and the posterior pharyngeal wall.

segmentation c. A shallow c. that forms between the white vitellus and the blastoderm.

sigmoid cavities of the ulna. See *greater sigmoid c.* and

lesser sigmoid c. splanchnic cavities. The cavities containing the important organs of the body; the cranial, the thoracic, and the abdominal cavities. **synovial c.** The space within a joint, lined by duplications of synovial membrane and containing synovia. **thoracic c.** The cavity of the thorax. [B. N. A., *cavum thoracis*]. **tympanic c.** The cavity of the tympanum. [B. N. A., *cavum tympani*]. **uterine c.** The cavity of the body of the uterus. **visceral c.** The cavity containing the viscera. **yolk c.** The open space within the yolk. [Lat., *cavitas*, from *cavus*, hollow.]

ca'vum. See *cavity*. **c. abdominis.** The abdominal cavity. **c. cervicis uteri.** Syn.: *c. colli uteri*. The cavity of the neck of the uterus; the cervical canal. **c. Douglasi laterale.** Syn.: *fossa pararectalis*. A space at each side of the cavity of the true pelvis behind the broad ligament of the uterus. **c. oris externum.** Syn.: *vestibulum oris*. That portion of the oral cavity situated between the lips and the maxillae. **c. pelvis.** See *pelvic cavity*, under *cavity*. **c. pericardii.** See *pericardial cavity*, under *cavity*. **c. perilymphaticum.** The space between the membranous and osseous labyrinths. **c. peritonei.** See *peritoneal cavity*, under *cavity*. **c. pharyngis.** The pharyngeal cavity. **c. pulmonale, c. pulmonis.** The common cavity of the lower air passages. **c. Retzii.** See *prevesical space*, under *space*. **C. thoracis.** See *thoracic cavity*, under *cavity*. [Lat., *cavus*, hollow.]

ca'vus. A condition of exaggerated height of the arch of the foot, so that the weight is borne only on the heel and the ball of the foot. [Lat., abbrev. for *pēs cavus*, hollow foot.]

c. c., Cc. An abbreviation for cubic centimeter.

CCC. See *CaCC*. Abbreviation of cathodal closure contraction.

c. cm., Ccm. An abbreviation for cubic centimeter. C. c. is more frequently used in the U. S. Ph.

Cd. Chemical symbol for the element *cadmium*.

Ce. Chemical symbol for the element, *cerium*.

ceanothin (se-an'o-thin). An alkaloid found in *Ceanothus americanus*.

cearin (se'ar-in). An ointment base consisting of 1 part carnauba wax and 3 parts of paraffin, capable of taking up a large proportion of water.

cebocephalus (se-bo-sef'al-us). A monkey-headed monster; one with the eyes very close together, the nose being almost wanting and the anterior lobes of the brain sometimes malformed. [Gr., *kebos*, a monkey, + *kephale*, the head.]

cecal (se'kal). 1. Blind, terminating in a closed extremity. 2. Pertaining to the cecum.

cecum (se'kum). The blind gut, the *caput coli*; the pouchlike initial portion of the large intestine, so called because it is prolonged downward in the form of a cul-

de-sac. It is situated in the right iliac fossa, and merges insensibly into the ascending colon. [Lat., *caecus*, blind.]

cedar (see'dar). A general term applied to many coniferous trees of the genera *Cedrus*, *Juniperus*, etc. **c. oil.** Cedarwood oil, a volatile oil distilled from the wood of Spanish cedar. [Lat., *cedrus*, cedar.]

cedr-. A prefix representing Lat., *cedrus*, Gr., *kedros*, cedar; used in chemical terms to signify of or pertaining to cedar.

Ced'rela. A genus of tropical cedrelaceous trees. **C. febrifuga.** A tree growing throughout the East Indies, where its bark has been used as a substitute for cinchona. [Gr., *kedros*, the cedar tree.]

ced'ron seeds. See *Simaba cedron*.

celation (se-la'shun). In forensic medicine, the concealment of pregnancy, parturition, or a disease. [Lat., *celare*, to conceal.]

-cele (sēl). A suffix denoting a tumor or swelling. [Gr., *kele*, hernia, tumor.]

celery. See *Apium*. [Gr., *selinon*, parsley.]

celiac, coeliac (sel'e-ak). Relating to the abdominal cavity. [Gr., *koilia*, belly.]

celiadelpus (sel-e-ad-el'fus). A double monster, consisting of two bodies united at the abdomen. [Gr., *koilia*, the belly + *adelphos*, brother.]

celio-. Combining form of Gr., *koilia*, belly.

cell. 1. Originally one of the compartments in a honeycomb; hence any chamber or enclosed hollow space; an areola, or loculus; in this sense comprising the following subordinate meanings: (A), any small completely closed space, such as the small cavities in the mastoid and other bones, the alveoli of the lungs, and the cleftlike spaces or areolae of connective tissue. (B), a cavity opening upon a free surface, such as the crypts in the stomach of the camel and other ruminants, the cavities in the nests of wasps and bees, the depression or loculus in the anther, which contains the pollen, and, by a slight extension of meaning, the spaces or areolae upon the wings of insects, circumscribed by the nervures. (C), in microscopical technology, a chamber, open or closed, used for the examination and preservation of objects. (D), one of the similar elements or open chambers which constitute a galvanic battery or a battery of Leyden jars. 2. The elementary structural unit of living tissue, consisting of cytoplasm and nucleus. **acid c.** A c. secreting an acid. **adelomorphous c.** Syn.: *central c.*, *chief c.*, *peptic c.*, *principal c.* One of the epithelial cells forming the greater part of the lining membrane of the stomach, especially those of the pyloric region. They are supposed to secrete the pepsinogen. See *delomorphous c.* **adipose c.** See *fat c.* **air c.** Syn.: *air cavity* (or *sac*, or *receptacle*, or *space*), *pneumatic c.* 1. A pulmonary air vesicle or alveolus; one of the ultimate sacculles into which the lungs are divided. 2. An empty space in the body, communicating directly or indirectly with the lungs

or air passages. In man the chief air c's are the mastoid and ethmoid c's and the frontal, maxillary, and sphenoidal sinuses. **akinetik c. division.** See *direct c. division*. **alveolar c.** One of the c's lining the acini of glands. **alveolar c's in sputum, how to recognize;** see in *appendix, page 902*. **ameboid blood c.** See *white blood corpuscle*, under *corpuscle*. **ameboid c.** A c. such as a leukocyte, having its power of changing its shape like an ameba. **amitotic c. division.** See *direct c. division*. **annular c.** A vegetable c. in which there are one or more annular thickenings of the c. wall upon its inner surface. These and other markings, such as scaliform and porous, belong rather to vessels than to single cells, vessels being made up of a number of c's which have lost their individual markings. **anterior ethmoid c's.** The air cells in the ethmoid bone, closed in by the lacrymal bone and the frontal process of the maxilla. **apolar c.** A nerve c., especially of the sympathetic system, described as possessing no nerve processes. **asexual reproductive c.** A c. which reproduces itself (i. e., forms new c's) without the stimulus of contact or conjugation with any other c.; e. g., a c. which produces new c's by fission or by spore formation. **basal c., basilar c.** 1. In the pl., *basal c's*, a term used to designate in a general sense the deepest layer of an epithelium. 2. A single modified spermatocyte at the base of a spermatogen. **beaker c.** See *goblet c.* **binary nerve c.** A pair of pear-shaped sympathetic nerve c's contained in a single sheath and provided each with a single nerve fiber attached to its pointed end. The two nerve fibers extending in opposite directions give to the two c's the appearance of a single bipolar c. **bipolar c.** A c. having two poles or processes; a term used mostly with reference to nerve c's. **blood c.** See *blood corpuscle*. **bone c.** Syn.: *osteal c.* One of the branched nucleated c's situated in the lacunae of bone. **border c.** See *marginal c.* **brush c.** C's of the neuroglia which have processes. **bud c.** A c. which is developed from a parent c. by budding. **bulb c.** One of the flattened, originally nucleated c's forming the inner bulb or cone of a compound terminal corpuscle. These c's belong to the thickened neurilemma of the nerves which end in the terminal corpuscle. **cannulated c.** A c. perforated by a duct. **cardiac muscular fiber c.** One of the quadrangular or fusiform striated c's joined end to end to form the cardiac muscular fibers. **carrier c.** A name sometimes given to a leukocyte or wandering c. on account of its action in taking up and removing foreign or pathological material from the tissues. See *phagocyte*. **cartilage c.** One of the nucleated c's found in cartilage. **c. body.** That part of a c. outside of the nucleus. It may or may not be inclosed by a c. membrane, and may contain various non-

protoplasmic substances, such as fat and glycogen. **c. complex.** An aggregation of c's connected together by community of origin or of function or structurally united so as to constitute a distinct tissue or a multicellular organism. **c. contents.** The entire contents of a c., including c. body and nucleus, and, if no c. wall is present, comprising the entire c. **c. derivative.** A substance or a tissue derived from c's or constituted of transformed c's; also a substance, such as starch, etc., secreted within the substance of a c. **c. development.** See *c. genesis*. **c. division.** The formation of two or more c's (daughter c's) by the separation of a mother c. into two or more nearly equal parts. There are two principal forms of c. division: 1, *direct c. division*, in which the c. divides without any apparent change of structure, and 2, *indirect c. division*, in which the c., especially the nucleus, appears to undergo marked structural changes. (See *karyokinesis*). **c. doctrine.** See *c. theory*. **c. element.** The scanty hyaline substance between epithelial or endothelial cells. **c. envelope.** See *c. membrane*. **c. fiber.** See *fiber c.* **c. fission.** See *c. division*. **c. fluid.** The fluid part of a c. as distinguished from its solid or semi-solid part. It is supposed to fill the vacuoles in c's. **c. fusion.** The union of two or more c's in such a manner that the adjacent c. walls are absorbed and the separate c. bodies united into one. **c. genesis.** The development or formation of c's. Two forms of c. genesis are distinguished: 1, *asexual c. development*, comprising all cases in which a parent c. without previous conjugation with another c. develops into new c's; 2, *c. union, c. conjugation, sexual c. development*, in which two c's, which are sometimes similar but are usually dissimilar in size, shape, or both, coalesce and form a single c. which then develops into new c's. C. genesis of either form may take place in two principal ways: 1, by *c. division* and, 2, by *internal c. formation*. The former includes, as a special variety, *c. budding or gemmation*, which comprises many of the processes of spore formation. *Internal c. formation (q. v.)*, which is a still more specialized variety of *c. division*, comprises free c. formation and rejuvenescence. **c. histology.** The science which treats of the minute structure of c's in contradistinction to histology proper, which deals rather with the structure of the tissues. **c. layer.** A layer or stratum of c's, such as a simple epithelium or part of a stratified epithelium. **c. life.** See under *life*. **c. membrane.** 1. An envelope or capsule incasing a c. It is produced by a condensation or chemical change in the substance of the c. at its periphery. **c. multiplication.** An increase in the number of c's by c. division. See also *c. genesis*. **c. nest.** A collection of c's, more or less separated from surrounding c's by intervening tissue. **c. network.** Syn.: *c. reticulation*. A col-

lection of ramified or stellate c's forming a network by the union of their branches. This arrangement is especially well seen in branched pigment c's and also in adenoid tissue. **c. nucleus.** The n. of a cell. See n. (1st def.). **c's of Corti.** See *external hair c's of the organ of Corti*. **c's of Purkinje.** Large fusiform or pear-shaped nerve c's forming a layer, one c. deep, between the ectal (outer) and the nuclear (or granular) layer of the cerebellar cortex. Each c. sends a slender axis cylinder process into the medullary layer, and a large process, which soon subdivides like the antlers of a deer, toward the surface of the cerebellum. **c. of Schultz.** See *olfactory c. C. plate*. 1. Any c. of a flattened or platelike form. 2. The platelike mass of chromatin in the equator of a dividing cell, indicating the plane of division. **c. process.** A conical or threadlike extension of the substance of c's. **c. proliferation.** See *c. division* and *c. genesis*. **c. protoplasm.** The substance of the c. outside of the nucleus, the c. body; often designated simply as the protoplasm in contradistinction to the nucleus. **c. receptor.** See *receptor*. **c. rejuvenescence.** That form of c. genesis in which the entire mass of protoplasm of a c. contracts so as to become separated from the c. wall, is then extruded through an opening in the latter, and, after a longer or shorter period of existence as a motile naked c., secretes a new c. wall. The new c. so formed grows in an axis perpendicular to the growth of the old c. and forms new c's by division. **c. reticulations.** See *c. network*. **c. space.** 1. A white space left in tissues stained by silver nitrate, such a space corresponding to a c. and its processes, which remain unstained by the silver. 2. A space in the ground substance (matrix) of various tissues occupied by a c. **c. stroma.** The clear transparent matrix of a c., in which are imbedded the granules, etc. **c. substance.** The substance of the c. body in contradistinction to that of the nucleus. **c. theory.** Syn.: *c. doctrine*. The theory which regards the c. as the essential anatomical and physiological element of animal and vegetable structures. **c. union.** The fusion of two c's to form a single new c. This is the essential process in the sexual reproduction of plant and animal c's. The two uniting c's may be of about the same size and appearance (in which case the process is usually called *c. conjugation*), or may be different in size and other characteristics. In the latter case, the smaller c. is usually the more actively motile, and seems to act by stimulating the larger and more stable c. to development, and is hence regarded as homologous with the similarly acting spermatozoid of the higher animals, and is called the *male reproductive c.* **central c's.** Of the stomach cells. See *adelmorphous c.* **centro-acinar c., centro-acinous c.** One of the c's found in the center of the acini of the

pancreas and other racemose glands. **cerebral c.** A nerve c. of the cerebrum. **cerebrospinal nerve c.** A c. belonging to the central nervous system, either brain or spinal cord. **chalice c.** See *goblet c.* **chief c.** See *adelmorphous c.* **chlorid of silver c.** The elements of a chlorid of silver battery. **ciliary c., ciliated c., ciliated epithelial c.** A cell having one or more cilia upon its free surface. **circumvascular c's.** Syn.: *perivascular c's*. The plasma of c's or leukocytes, found in the tissue near blood-vessels. **colossal c.** See *giant c.* **colostrum c's.** See *colostrum corpuscles*, under *corpuscle*. **columnar c., columnar epithelial c.** Syn.: *cylindrical c., cylinder c., columnar corpuscle*. An elongated, tapering c., a number of which, side by side, form columnar epithelium. **connective (tissue) c.** A connective tissue corpuscle; a term used to comprise with the ordinary connective tissue corpuscle the plasmatic c's and the fat c's. **contractile c.** A general term to designate the c's forming a contractile tissue, such as white blood corpuscles and other ameboid c's, ciliated epithelium, and muscular tissue. **corneous c.** See *horny c.* **cortical c.** A c. belonging to the cortex of an organ. **Corti's c's.** See *external hair c's of the organ of Corti*. **cuboidal c.** A c. of cuboidal shape; i. e., a parallelepipedon with rectangular section, such as forms the adelmorphous c's of the stomach. **cup c.** See *goblet c.* **cylinder c., cylindrical c., cylindrical epithelial c.** An elongated c. with circular section, and its ends at right angles to its axis. Such are many plant c's and the columnar c's (*q. v.*). **cystogenous c.** A c. the secretion of which forms a cyst; applied to c's which secrete the substance in which a larva (e. g., of a *Distoma*) encysts itself. **daughter c.** One of the c's formed by the division of a single c. (called the mother c.). The term is especially applied to one of a number of c's which are still contained within a common envelope or within the substance of a mother c. as in internal c. formation. The several daughter c's formed simultaneously from the same mother c. are called in relation to each other *sister c's*. **dead c.** A c. which no longer contains protoplasm, and hence performs none of the vital functions of growth, assimilation, and reproduction. Such c's serve a purely mechanical and protective office, like the cork c's of plants and the horn c's of the animal body. **decidua c's, decidial c's.** The proper c's of the uterine mucosa, enlarged and multiplied as the result of impregnation, so as to constitute the predominant element of the decidua. See also *giant multinuclear c's of the decidua*. **delomorphous c.** Syn.: *oxyntic c., overlying c., superadded c.* A name given by Rollet (1870) to the granular, deeply staining c's found in the glands in the cardiac region of the stomach; next the basement membrane.

Formerly these c's were called peptic c's, as they were supposed to secrete the pepsinogen, but now they are supposed to secrete acid, and are therefore often called acid c's. **dentinal c.**, **dentine c.** An odontoblast. **devouring c.** See *phagocyte*. **digestive c.** A c. producing a digestive ferment. **direct c.** **division.** The separation of a c. into two or more nearly equal parts or daughter c's, without any apparent structural change in either c. body or nucleus. See *c. division* and *karyokinesis*. **ectodermal c.** A c. derived from the ectoderm of the embryo. **elementary c.** See *embryonic c.* **embryonal c.**, **embryonic c.** Syn.: *elementary c.*, *formative c.*, *primary c.*, *primitive c.*, *primordial c.* 1. One of the c's which arise from the division of the ovum; a term especially employed when the process of segmentation has advanced so far that the c's are very small. These c's are so called because they give rise to the various tissues and organs of the embryo. **embryoplastic c's.** Syn.: *embryoplastic bodies*, *fibroplastic bodies* (or *c's*). C's originally from the mesoblast which are at first similar to lymph corpuscles. They become fusiform or stellate, and in developing connective tissue form the so-called fixed connective tissue corpuscles. **enamel c.** Syn.: *enamel body*, *adamantoblast*. One of the columnar c's forming the layer of the enamel organ next the dentin papilla. **endogenous c.** **formation.** **endogenous c.** **multiplication.** See *internal c. formation*. **endothelial c.**, **endothelial c. plate.** **endothelioid c.** Syn.: *endothelium*, *endothelial element* (or *plate*), *pavement corpuscle*. 1. One of the c's which in a single layer line the lumen of the various parts of the vascular system and the membranes of the serous cavities generally such as the pleura and peritoneum. The typical form of c. is flat and plate-like, with an irregular, often sinuous outline. **entodermal c.** A c. derived from the entoderm of the embryo. **epidermal c.**, **epidermic c.**, **epidermis c.** Syn.: *epidermic scale*. One of the c's forming the epidermis. The c's next the true skin are rounded or approximately columnar, while those near the surface are flat and scalelike. **epithelial c.** Syn.: *epithelium c.*, *epithelium*, *epithelial corpuscle*. One of the c's forming an epithelium. They are of various shapes and form a covering, one or more c's deep, for free surfaces. See *epithelium*. **epithelioid c.** A flattened connective tissue corpuscle which with similar c's forms an epitheliallike (or endotheliallike) covering in many forms of membranous connective tissue. **ethmoidal c's.** **ethmoid c's.** Irregular-shaped cavities in the ethmoid bone; in the disarticulated bone, apparent, for the most part, as depressions, which are converted into c's by the adjacent bones. **excretory c.** A c. performing the function of excretion. See *gland c.* **external ciliated c's.** **external hair c's** of the organ of Corti. Syn.: *c's*

of Corti. C's external to the outer rods of Corti. **fat c.** Syn.: *adipose c.* (or *vesicle*), *fat corpuscle*, *fat vesicle*, *unicellular gland*. A c. situated in various parts of the body, especially in areolar tissue, which contains a greater or less amount of fat. Fat c's seem to be reservoirs for nutrient matter. They are formed by a deposit of fat in connective tissue corpuscles, in wandering c's, sometimes in pigment c's, and in the c's of almost any tissue, as a pathological condition. **female (reproductive) c.** The c. (ovum, oösphere) in plants or animals which, after fertilization by another c. (the male c.), develops into an embryo. **ferment c.** A c. which secretes a ferment, especially one of the digestive ferments. **fiber c.** Any c. which becomes elongated so as to form a fiber; e. g., the muscle fiber c's. **floor c.** One of those auditory c's in the organ of Corti which are found at the angle which the base of each rod makes with the membrana basilaris. **follicular c's.** 1. C's forming the membrana granulosa of a graafian follicle. 2. C's in the seminal tubules associated with the seminal c's and sometimes inclosing them, but which do not themselves develop into spermatozooids. They are supposed to be homologous with the follicular c's of the ovary. **formative c.** A c. which, by a greater or less metamorphosis, gives rise to a tissue at any time during the life of the individual. See *embryonic c.* **fundamental c.** A typical c. or one which has not undergone great change in character; in plants, a parenchyma c. (in its widest sense). **fusiform c.** See *spindle c.* **galvanic c.** The element of a galvanic battery. **gastric c.** A c. which has the power of assimilating food materials. **generative c.** See *germinal c.* **germ c.** 1. See *female c.* 2. The germinal vesicle of a non-fertilized ovum; an expression used by Carpenter and Thomson on the supposition that the germinal vesicle is the anatomical equivalent of a somatic c. **germinal c.** 1. A sexually reproductive or sexual c., a gonoblast; a c. which develops into an ovum (female c.) or into a spermatozoid (male c.). See *seminal c.* 2. One of the c's of a developing ovum; a term employed to indicate that from these c's all the tissues arise. 3. A fertilized ovum or one capable of developing parthenogenetically. **germinating c.** A c. which is developing into new c's by division or otherwise or which is forming new tissues or a new individual. **germinating endothelial c.** Syn.: *germinating endothelium*. One of the polyhedral or short columnar c's occurring especially in the pleura, the omentum, and the synovial membranes, where they are in a state of active division, producing lymphoid c's or lymph corpuscles which ultimately become white blood corpuscles. **giant c.** Syn.: *colossal c.*, *giant corpuscle*. A c. in any tissue or part which is considerably larger than the other tissue elements with which it is associated. It

is often multinucleated. This is a general and very indefinite term. **giant blood c.** Syn.: *macrocyte*. A blood corpuscle, very much larger than the normal size for the individual or animal. They are especially abundant in anemic and hydremic conditions. **giant marrow c.**, **giant medulla c.** Large cells with large lobulated nucleus (megalokaryocyte) found in the red marrow of bone. **giant multinuclear c's of the decidua.** Certain large multinucleated c's developed in the decidua of man, as well as in many of the lower animals, especially in the outer layer of the decidua serotina. **gland c.**, **glandular c.** A c. the function of which is to separate certain constituents from the blood and elaborate them, thereby producing special secretions. **gluten c.** A plant c. containing gluten. **glycogenous c.** A c. producing glycogen, like the c's of the vertebrate liver. **goblet c.** Syn.: *beaker c.*, *chalice c.*, *cup c.*, *unicellular gland*, *Leydig's c.* A goblet- or beaker-shaped epithelial cell containing mucus in its free end, and found in surfaces which secrete mucus, as the mucous membrane of the large intestine and the skin of some of the lower vertebrates. **Golgi's c's.** Association neurons, with a short axis cylinder, which subdivide into terminal ramifications without leaving the gray substance. **granular c.**, **granulated c.** Syn.: *granular corpuscles*, *plasma c's*. 1. A c. of varying shape, possessing many shining granules, the appearance being due (a) to vacuoles, (b) to particles of a fatty substance, or (c) to the nodal or crossing points of the fibrils of the intracellular or intranuclear network. 2. One of the c's forming the tunica granulosa of a graafian follicle. **granulation c.** The fibroblast or connective tissue cell, which forms the new tissue in the regeneration after inflammation. **gustatory c.** See *taste buds*, under *bud*. **hair c.** One of a number of epithelial or ganglionic auditory c's, which probably contain the terminal filaments of the cochlear nerve. Both the roof c's and the floor c's are hair c's. **hepatic c.** See *liver c.* **horn c.**, **horny c.** Syn.: *corneous c.* One of the c's of the free surface of the skin; or strictly of the stratum corneum of the epidermis. These c's contain keratin, and may be greatly modified or condensed, so as to form hairs, nails, hoofs, etc. **imbricated c's.** C's overlapping each other like the tiles of a roof. **indifferent c.** A c. without any characteristic structural features, especially a c. contained in a tissue but forming no essential part in the structure of the latter and not concerned in the special functions of the tissue; such as white blood corpuscles or wandering c's. **indirect c. division.** See *c. division* and *karyokinesis*. **internal c. formation.** The formation of new c's within the substance of the mother c. by the division of the protoplasm of the latter. **keratogenous c.** A c. contain-

ing keratin, e. g., a c. of the stratum corneum of the epidermis, or a c. of horn. **kidney c.** See *renal c.* **Kölliker's c's.** Grouped c's proceeding from the spermatocytes and destined to be transformed into spermatoblasts. **Leydig's c.** See *goblet c.* **liver c.** Syn.: *hepatic c.* One of the spheroidal or polyhedral c's, which form the proper granular substance of the liver and constitute the lobules of the latter. **locomotive c.** Any c. capable of independent movement; especially a c. bearing cilia which serve for locomotion. **lymph c.** See *lymph corpuscle*, under *corpuscle*. **lymphoid c.** A lymph corpuscle. **male c.**, **male reproductive c.** Syn.: *sperm c.* Any c., animal or vegetable, which, by conjugation with another c. (female c.), causes the latter to develop into a new c. or c's. The male c. is usually actively motile, being often ciliated or flagellate, and is usually much smaller than the female c. It includes the spermatozoid of animals and the spermatozoid and pollen grain of plants. **marginal c.** Syn.: *border c.*, *parietal c.* One of the small granular c's found next the basement membrane of mucous glands. **marrow c's.** The c's found in the marrow of bones. **mast c's.** C's found in the blood and in tissues. In the blood they are uninuclear or multinuclear and exhibit large basophilous granules. In the tissues they are numerous when the circulation and nutrition of the part are chronically disturbed. **mastoid c's.** Cellular spaces in the inside of the mastoid process, communicating with each other, through the mastoid antrum with the tympanic cavity, and through the latter and the eustachian tube with the nasopharynx, and lined with mucous membrane continuous with that of the respiratory tract. They are developed after puberty and their size and number vary in individuals. **middle ethmoid c's.** Bony cellular spaces on the upper surface of the ethmoid bone, closed in by the frontal bone. **motor c.**, **motor ganglion c.**, **motor nerve c.** A nerve cell, usually of large size, concerned with the control of muscular and secretory functions of organs. **mucous c.** A c. which contains or secretes mucus. **muscle c.** One of the cellular elements of muscular tissue characterized by possessing the power of contractility. Muscle c's are of three varieties: the skeletal or voluntary cell, which is striated longitudinally and transversely, and is multinuclear; the cardiac c., which is similarly striated, but is involuntary and mononuclear; the smooth or involuntary muscle cell. **muscular fiber c's.** The name given by Kölliker (1848) to the contractile c's of an elongated spindle shape, forming fasciculi or continuous membranes, and found in the alimentary canal, genito-urinary organs, blood vessels, and, in general, the organs of vegetative life. The contractile fiber c's contain one or more nuclei, are inclosed in a delicate sheath, and are connected one

to another by an intercellular cement similar to that uniting epithelial c's. Sometimes they are forked or very irregular in outline, and under some circumstances the c. body shows a faint longitudinal striation, and the c. membrane a transverse folding. In action they are slow and wholly involuntary. **nail c.** One of the horny, irregularly polygonal or flattened, mostly nucleated c's forming the nails (ungues); they are modified epidermal c's, and, while hard and flattened on the surface of the nail, are soft and rounded next the corium. **naked c.** A c. without a c. membrane, as the white blood corpuscles. **needle c's.** The acuminate c's of the deep layer of the decidua c's. **nerve c's.** Syn.: *ganglion body, ganglion corpuscle, nerve corpuscle.* A c. belonging to the nervous system. In shape nerve c's are globular, pyramidal, fusiform, or stellate, with one or more processes. One of these processes (sometimes more) is connected with a nerve fiber and is called the axis-cylinder process. The remaining, protoplasmic, processes either end blindly or form communications with similar processes from other c's. **neuroglia c.** Syn.: *spider c., neuroglia corpuscle.* One of the c's belonging to the neuroglia or supporting tissue of the central nervous system. **neuromuscular c.** The name given by Kleinburg (1872) to c's in the ectoderm and endoderm of *Hydra* and other ctenolates, which consist of a large celllike portion on the free surface of the body or the body cavity, and a fibrous, smooth, or striated contractile part in the body wall. The c. has a triple function: (a) that of an epithelial c.; (b) of a nerve c., in so far as it receives stimuli and transmits them to the muscular portion; and (c) of a muscle c. in so far as it responds to a stimulus by contracting along its long axis. **notochordal c's.** The c's forming the notochord in the embryo. **nuclear c. division.** See *karyokinesis.* **nucleated c.** A c. which contains one or more nuclei. **nutritive c's of the tubuli seminiferi.** A mass of c's in the tubuli seminiferi, internal to the proliferating c's, and probably derived from them. **odontoblastic c.** See *odontoblast.* **olfactory c.** Syn.: *olfactory epithelium, c. of Schultze.* One of sensory c's of the organ of smell. **osteal c.** See *bone c.* **overlying c.** See *delamorphous c.* **oxyntic c.** See *delamorphous c.* **parenchyma c's, parenchymatous c's.** The c's forming the parenchyma of an organ, especially of a ductless gland, as the spleen or liver. **parietal c's.** A term used to denote the c's of a gland next the basement membrane. **pavement c.** One of the flat c's which form pavement epithelium. **pepsin c., peptic c.** A c. of the gastric glands, which secretes pepsin. See *delamorphous c.* **periosteal c., periosteum c.** A c. of the periosteum. These c's are of two kinds—those of the ectal (outer) layer, consisting of fat c's and other c's common to con-

nective tissue, and those of the ental layer, or layer next the bone. The latter in adult bones are flattened, but in growing bone they are mostly rounded. **peritoneal c.** One of the endothelial c's forming the peritoneum. **perivascular c's.** See *circumvascular c's.* **pigmented c., pigmented c.** A c. in which the c. body (but not the nucleus) contains minute masses or crystals of pigment. Pigment c's may be in the form of an epithelium, as in the pigment layer of the retina. In man, pigment c's are found in the eye, ear, nose, spleen, skin, and several other situations. **plasma c.** See *granular c.* **pneumatic c.** See *air c.* **posterior ethmoid c's.** Spaces in the posterior part of the ethmoid bone, closed in by the palate bone. **prickle c.** An epidermic or epithelial c., which is connected with another similar c. by delicate threads of protoplasm (intercellular bridges) and which, when isolated, appear as if covered with spines. **primary c., primitive c., primordial c.** 1. An embryonic c. 2. Any simple or undifferentiated c. 3. A c. which is not formed by the coalescence of other c's. **principal c.** See *adelomorphous c.* **prismatic c.** A c. of prismatic form. **proliferating c.** A c. undergoing the process of division. Cf. *c. division.* **propagative c.** See *reproductive c.* **prop c's of Hensen.** Cylindrical epithelial c's beneath the outer hair c's of the organ of Corti, which, as they descend, become shorter and finally pass into cubical c's in the zona pectinata. **pseudostomatous c.** A c. in the subepithelial layer of a mucous or serous membrane which sends processes between the epithelial c's proper to the free surface. The exposed ends of these processes stain deeply with silver and form the so-called pseudostomata. **pulmonary c.** See *air c.* (1st def.). **Purkinje's c's.** See *c's of Purkinje.* **pus c.** Syn.: *pus corpuscle, pus globule, pyoid corpuscle.* One of the c's which constitute the solid portion of pus, and which are also found in the substance of inflamed tissues. They are leukocytes derived from the blood by a migration of the white corpuscles through the capillary walls. **pyramidal ganglion c., pyramidal nerve c., pyramid c.** A multipolar c. of the cerebral cortex, having a pyramidal form with the apex of the pyramid directed toward the free surface of the brain. **red blood c., red c.** See *red blood corpuscle.* See also in *appendix, page 901.* **renal c.** One of the c's of the proper glandular portion or tubules of the kidney. **rennet c.** See *peptic c.* **reproductive c.** A c. which develops into one or more new c's. It comprises the asexual reproductive c. and the sexual reproductive c. (germinal c.), the latter including the male and the female c. It is sometimes restricted, however, to mean only the sexual reproductive c. **resting c.** Syn.: *resting spore.* A unicellular organism (usually a spore) which has

become dormant, so as to exhibit neither motion nor other functional activity. **rete c's.** The c's of the rete mucosum of the skin. **roof c.** One of the c's in the organ of Corti, found on the convex side of the roof formed by the union of the two rows of arches. **salivary c.** One of the epithelial or glandular c's lining the alveoli of the salivary glands. See *salivary corpuscle*, under *corpuscle*. **sarcogenic c.** An embryonic muscular fiber; a c. which develops into a muscular fiber. **sebaceous c.** One of the c's of a sebaceous gland. **secondary c.** A c. formed by the coalescence of several c's. See *syncytium*. **secreting c.** A c. which forms and throws off some secretion. See also *gland c.* **segmentation c.** One of the segments formed by the division of the ovum which develop into the blastoderm and ultimately into the embryo. **seminal c., seminiferous c.** One of the c's lining the seminal tubules and giving rise to the spermatozooids. By Sertoli and Renson, the term seminal c's is limited to the proliferating c's of the tubuli seminiferi. See also *spermatoblasts*. **sense c., sensory c.** 1. In general, any c. which performs sensory functions; i. e., which is adapted to receive, transmit, or appreciate sensory impressions. 2. In particular, a modified epithelial c. in an organ of special sense, connected directly or indirectly by its central end with fibrils of the nerves of the sense organ. Such c's are named from their supposed function as olfactory c., taste c., etc. **sensory epithelial c.** See *sensory c.* (2d def.). **sensory nerve c.** A nerve c. whose axis cylinder process is continued as a sensory nerve. **sister c.** One of two or more c's formed simultaneously by the division of a mother c. **solitary c.** A c. (especially in the cerebral cortex) found by itself and not forming part of a group. **somatic c.** One of the c's which compose the body, characterize the individual, protect and nourish the reproductive c's, and finally die, being thus distinguished from the reproductive c's, which perpetuate the species. **spermatic c., sperm c.** 1. A c. which ultimately develops into spermatozooids. 2. A spermatozoid. See *seminal c., male c., and spermatozoid*. **sphenoid c's.** Irregular c.-like cavities in the sphenoid bone. **spider c.** See *neuroglia c.* **spindle c.** A c. of fusiform shape. **squamous c.** See *pavement c.* **superadded c.** See *delomorphous c.* **supporting c., sustentacular c.** Any c. which supports or isolates another c. having a special function. **sympathetic c. (or ganglion c., or nerve c.)** A nerve c. belonging to the sympathetic nervous system in contradistinction to one belonging to the cerebrospinal system. **tactile c's.** A name given to single c's or groups of c's (modified nerve c's) in each of which is supposed to terminate part or all of the axis cylinder of a medullated nerve fiber, the sheath of the nerve forming a capsule for

the c. or group of c's. They are present in considerable numbers in the rete mucosum and form the terminal part of the axis cylinders in the tactile corpuscles and in the corpuscles of Grandry. One of the highly refractive, spindle-shaped c's situated in the interior of the taste buds and supposed to be the true sensory element of the latter. **taste c's.** See *taste buds*, under *bud*. **tendon c.** A connective tissue corpuscle found in tendon. Such c's are arranged in rows and are usually flattened and possess leaflike processes. **tissue c.** A c. which, combined with other similar c's and intercellular substance, forms a tissue. **touch c's.** See *tactile c's.* **transition c.** A c. which is intermediate in character between c's of two well-marked types and which is supposed to be changing from one type to the other, like the transition c's of red marrow. **twin c.** A single c. which results from the fusion of two c's. **typical c.** A c. which retains more or less closely its original character. **unipolar c.** A c. (especially a nerve c.) having but one pole or process. **vacuolated c.** A c. containing one or more vacuoles. **vascular c.** A c. belonging to a vessel, especially to the endothelium. **vegetative c.** One of the c's situated at the vegetative pole of a segmenting ovum and destined ultimately to form the endoderm. **wandering c.** An expression applied by Recklinghausen to the c's apparently identical with white blood corpuscles, found in various tissues, especially in areolar tissue, near blood vessels and in situations where inflammatory or reparative processes are taking place. Their function appears to be to act as agents (a) in removing some part, such as the tails or gills of transforming amphibian larvae; (b) in the active degeneration of nerve and muscle; (c) in removing any dead substance or irritant, such as bacteria or dead c's, thus playing the part of phagocytes. **white blood c., white c.** See *white blood corpuscles*, under *blood corpuscles*. **yolk c.** A yolk corpuscle. **yolk-containing c.** A c. which contains a considerable quantity of nutritive yolk. **young c.** An embryonic or immature c., before it shows any characteristic cell differentiation. [Lat., *cella*, chamber, cell.] **cel'la.** Gen. and pl., *cellae*. See *cell c.* **media.** The middle cornu of the lateral ventricle. [Lat., *cella*, a cell, compartment.] **cellip'etal.** Of nerve impulses, directed toward a particular nerve cell. [Lat., *cella*, a cell, + *petere*, to seek.] **celloidin** (sel-oyd'in). Gun cotton purified by solution in ether and alcohol; used for embedding histological specimens. **cel'lula.** A small cell or crypt. **c. adiposa.** See *fat cell*, under *cell*. **cellulae coli.** Syn.: *haustra coli*. Small pouches or sacculations in the colon produced by constricting bands. **c. lactifera.** An acinus of the mammary gland. **c. pulmonalis.** See *alveolus pulmoneus*. **cel-**

- lulae sanguinis.** See *blood corpuscles*.
- cellulae tympanicae.** The bony cells in the tympanic portion of the tympanic cavity. [Lat., *cellula*, dim. of *cella*, chamber.]
- cel'lular.** Pertaining to a cell or to a tissue or object composed of cells. [Lat., *cellularis*.]
- cellulase** (sel'u-lās). An enzyme found in barley and many fungi, which has the property of dissolving cellulose.
- cel'lule.** A little cell. [Lat., *cellula*, a little cell.]
- cellulicidal** (sel-u-lis'i-dal). Destructive to cells. [Lat., *cellula*, a cell, + *caedere*, to kill.]
- cellulif'erous.** Producing little cells or cavities (cellules), or producing cells in the anatomical sense (*cellulae*); containing little cells or hollows. [Lat., *cellula*, dim. of *cell*, chamber, + *ferre*, to bear.]
- cellulif'ugal.** Of nervous impulses, directed away from a particular nerve cell. [Lat., *cella*, a cell, + *fugere*, to flee.]
- cel'lulin.** See *cellulose*.
- cellulitis** (sel-lu-li'tis). Inflammation of the areolar or connective tissue. Often caused by the *Streptococcus pyogenes*. [Lat., *cellula*, a little cell, + Gr., *itis*, inflammation.]
- celulo-.** Prefix used as a combining form of *cellule*, from Lat., *cellula*, a little cell, mostly in physiological terms.
- cel'luloid.** A substance prepared by mixing finely divided nitrocellulose with camphor, and other ingredients, of which zinc oxid is usually one, and molding the mixture into solid form by hydraulic pressure. It is very elastic and, as first prepared, highly inflammable. But it has been rendered much less inflammable by the addition of ammonium phosphate, sodium phosphate, and other ingredients.
- cellulose** (sel'lu-lōs). A carbohydrate forming the walls of all vegetable cells and found almost pure in elder pith, in absorbent cotton, and in pure unsized paper (filter paper); a colorless, transparent mass, showing on microscopical examination the shape of the vegetable tissue from which it was derived; insoluble in water, in alcohol, or in ether, but soluble in cuprammonia. Sulphuric acid converts it into *amylloid*.
- celo-;** before a vowel, **cel-.** Combining form of Gr., *koinos*, hollow; used as a prefix in compound words.
- celoma** (se-lō'mah). Syn.: *body cavity*. 1. A hollow or excavation. 2. A round, superficial ulcer of the cornea. 3. The space between the viscera and the body walls. 4. In embryology, the space between the entoderm and the ectoderm. [Gr., *koiloma*, from *koinos*, a hollow.]
- celozotic** (se-lo-zo'ik). Inhabiting the intestinal cavities of the body, e. g., parasites. [Gr., *koinos*, hollow, belly, + *zoon*, animal.]
- Cel'sius thermometer.** A thermometer in which the scale is arranged so that zero registers the freezing point of water and 100° the boiling point. Same as centigrade. Originally the Celsius scale was marked in the reverse direction. [Anders Celsius, Swedish astronomer, 1701-1774.]
- cement** (se-ment'). The substance that unites two bodies together, or two parts of a broken thing. In dentistry, a plastic material used for filling cavities in teeth. [Lat., *caementum*.]
- cementoblasts** (se-ment'o-blasts). The osteoblasts concerned in the formation of the cement of the teeth; the cement corpuscles of the fully formed teeth. [Lat., *caementum*, + Gr., *blastos*, sprout.]
- cementoma** (se-men-to'mah). A tumor composed of cement substance similar to that of the teeth.
- cementosis** (se-men-to'sis). The development of a cementoma.
- caementum** (se-ment'um). 1. A plastic material capable of hardening so as to form a medium for uniting two or more objects; in dentistry, such a material used for filling tooth cavities. 2. The bony substance which forms a thin coating over the root of the tooth, from the termination of the enamel to the opening in the apex of the fang. Sometimes called *tooth bone*. **alveolar c.** An osseous substance that in certain animals joins the teeth to the jaws and binds them to each other. **cell c.** The scanty hyaline substance between epithelial or endothelial cells. It stains black with nitrate of silver. When the substance between the cells is more abundant it is called ground substance, matrix, etc. **coronal c.**, **crown c.** The special coating of c. that invests the crown of the teeth in many mammals. **radical c.** The layer of c. covering the fangs of the teeth. **tissue c.** See *cell c.* [Lat., *caementum*, a quarry stone.]
- cenadelphus** (sen-a-del'fus). A double monster with the two divisions equally developed or having one or more organs in common. [Gr., *koinos*, common, + *adelphos*, brother.]
- cenesthesia, cenesthesia** (sen-es-the'sis, sen-es-the'se-ah). Common sensation or sensibility; also the vague sensation of consciousness of bodily existence which is independent of the evidence of the special senses; of Axenfeld, the perception of the existence of the various organs of the body and their relations, attention to which is first aroused when any irregularity or interruption of the sensitive currents which proceed from the nervous centers occurs. [Gr., *koinos*, common, + *aisthesis*, perception by the senses.]
- cenotype** (sen'o-tip). A type common to all forms; the original form from which others have arisen. [Gr., *koinos*, common, + *typos*, a type.]
- Centaurea benedictus** (sen-taw're-ah ben-e-dick'tus). The blessed thistle; indigenous to Europe and sparingly naturalized in the United States. It was formerly used in a great variety of disorders, but is now chiefly employed as a stomachic

tonic. [Gr., *kentauros*, a centaur, because the drug is said to have cured a wound in a centaur.]

centaurium (sen-taw're-um). See *Erythraea*. [Gr., *kentaursion*.]

centaurium (sen'taw-re). The herb of *Erythraea centaurium*. It is of little therapeutic use.

center, centre (sen'ter). 1. A point that is perfectly or approximately equidistant from all parts of the periphery of a surface or of the superficies of a solid. 2. Any collection of cells in the central nervous system with a common function. **accelerating c. of the heart**. See *cardio-acceleratory c.* **acoustic c's.** 1. The c's of origin of the acoustic nerve. See *auditory nuclei*. 2. The cortical c. of the acoustic nerve; a region situated in the posterior two thirds of the superior temporal convolution (Wernicke's convolution). Lesions of the gray substance, or the underlying white substance in this region, produce the condition called psychical deafness. **anospinal c.** A nervous c. in the lumbar portion of the spinal cord, presiding over the contractions of the sphincter ani. **anovesical c.** The c. in the spinal cord, supposed to be situated near the lumbar enlargement, which regulates the tonicity of the sphincter ani and of the sphincter of the bladder. **arm c.** That one of the cortical c's that is supposed to govern the movements of the arm; an area of the cortex occupying the middle third of the anterior central convolution. Excitation of this c. produces movements in the arm of the opposite side. **association c's.** The areas in the cortex in which the higher psychical processes are mediated. Not provided with projection fibers. The posterior a. c. lies in the temporoparietal region; the anterior a. c. in the frontal lobe anteriorly. **auditory c.** A region in the cerebrum to which auditory impulses are transmitted. See *acoustic c.* **Broca's c.** The region supposed to be concerned in the use of articulate speech and located by Broca in the posterior part of the third frontal convolution. **Budge's center.** See *genitospinal c.* **cardiac c.** The intrinsic nerve cells within the heart. **cardio-accelerating c., cardio-acceleratory c.** An area in the medulla oblongata from which fibers pass down to the cervical portion of the spinal cord, emerge in the upper thoracic nerves, and proceed to the sympathetic chain, and thence to the cardiac plexus. Their action causes a quickening (and augmentation) of the heart-beat. **cardio-inhibitory c.** A c. in the medulla oblongata from which arise the inhibitory fibers to the heart, passing by way of the vagus nerves. **c. for the lower extremity.** A nerve c. presiding over the movements of the lower limb, situated in the upper third of the ascending central convolution. **c. of arrest.** See *moderator c.* **c. of gravity, c. of mass.** The point of application of the resultant of the parallel forces which are conceived to act upon

the molecules of a body under the influence of gravity. **c. of ossification.** A point in a cartilage about to be replaced by bone at which the calcific changes in the interior of the bone begin. **c. of rotation.** The point of rectangular intersection of the sagittal, frontal, and vertical axes of the eye. **cerebral inspiratory c.** A c. which Christiani describes as existing in the optic thalamus. When directly stimulated, it causes deeper and more rapid inspirations. A similar c. has been described as situated in the posterior quadrigeminal bodies. **cerebrospinal c.** The cerebrospinal axis, or central nervous system, including the encephalon and the spinal cord. **cilio-spinal c.** A c. in the lower cervical region of the spinal cord which gives rise to the nerve fibers, causing dilatation of the pupil. **cortical c's.** Regions of the cerebral cortex endowed with special functions, motor, sensory, or psychical. **defecation c.** A c. in the lumbar portion of the spinal cord, supposed to keep the sphincter ani in a state of tonic contraction and to control reflexly the normal movements of defecation. **deglutition c.** A c. in the gray matter in the floor of the fourth ventricle, which presides over the reflex act of swallowing. **diabetic c.** An area in the median line of the anterior half of the floor of the fourth ventricle. C. Bernard discovered that a puncture in this region caused glycosuria. **expiratory c.** That portion of the general respiratory c. in the medulla which controls the expiratory movements. **facial movement c's.** The cortical c's for the movements of the muscles about the face, situated in the lower third of the ascending frontal convolution. **general sensibility c.** Cortical regions in which the perception and representation of contact, pain, the position of the body and temperature are produced. They overlap the posterior central convolution. **genitospinal c.** A reflex c. in the spinal cord at the level of the fourth lumbar vertebra of the dog. It presides over the sexual functions in the male and female, and also the muscular action of the bladder. **genito-urinary c.** A c. in the lumbar portion of the spinal cord which is concerned in the erection of the penis and the emission of semen. **glandular c's.** The urinary c's. **glycogenic c.** See *diabetic c.* **gustatory c.** See *taste c.* **head and neck movement c.** A c. presiding over the movements of the head and neck; situated in the posterior extremity of the second frontal convolution and the lower part of the corresponding region of the first frontal convolution. **inhibitory c's.** See *moderator c's.* **inspiratory c.** The principal inspiratory c. is situated in the medulla oblongata, forming part of the respiratory c. **intracardiac c's.** The small nerve ganglia found in the substance of the heart. **laryngeal cortical c.** A c. situated in the posterior end of the inferior frontal convolution, near the

sulcus separating it from the ascending frontal gyrus. **leg c.** See *c. for the lower extremity*. **mastication c.** A reflex c. in the medulla oblongata presiding over the movements of mastication. **median c. of Luys.** The second of a series of four c's described by Luys as situated in the optic thalamus; considered by Luys as a visual c. Its existence has been denied. **micturition c.** A c. in the lumbar portion of the spinal cord which presides over the act of urination. **moderator c's.** Nerve c's which exercise an inhibitory action, generally reflex, on various functions of the body. **motor c.** A c. which distributes motor impulses along the appropriate nerve paths. The motor c's of the brain lie in the anterior central convolution. **olfactory c.** A c. for the sense of smell, located in the foot of the gyrus hippocampi in the gyrus uncinatus. **psychogeusic c.** The cerebral c. for the sense of taste, located by Ferrier (in the dog's brain) in the gyrus uncinatus. **psychomotor c's.** The regions of the cerebral cortex from which motor impulses originate; the same as the cortical motor c's, but the term takes into account the psychological components of a voluntary act. **psycho-optic c.** See *visual c.* **psycho-osmic c.** A cerebral c. for the sense of smell, located by Ferrier in the subiculum cornu Ammonis. See *olfactory c.* **psychosensorial c.** See *sensory cortical c.* **psychovisive c.** See *visual c.* **pupil dilating c.** 1. See *cilio-spinal c.* 2. A c. situated in the posterior extremity of the first and second frontal convolutions. **reflex c.** Any nerve cell or group of nerve cells in the encephalon, spinal cord, or ganglionic system which receives an impression through centripetal nerve fibers from end organs in the periphery, and transforms it into an impulse, either motor or secretory, which is sent out through centrifugal nerve fibers. This may take place without conscious sensation or volition being superadded. **respiratory c.** A region in the medulla oblongata from which the respiratory muscles are innervated by rhythmic discharges. These cells are stimulated chiefly by the carbon dioxide of the blood. It lies in the floor of the fourth ventricle, near the apparent origin of the vagus. Both inspiration and expiration seemed to be represented in it. **salivary c., salivation c.** A reflex c., situated in the floor of the fourth ventricle, which presides over the secretion of saliva. **sensory cortical c.** A supposed area in the cerebral cortex which is concerned in sensory perception. **sneezing c.** A reflex nerve c. in the medulla oblongata; the afferent branches are the nasal branches of the trifacial. The efferent impulses are transmitted along the nerves supplying the expiratory muscles. **sucking c.** A reflex c. which regulates the movements of sucking. **sudoral c's.** Spinal c's, regulating the secretion of sweat. **sweat c's.** See *sudoral c's.* **tactile c.** A cortical c. for

the sense of touch, which lies in the general body sense area in the posterior central convolution. **taste c.** A c. for gustatory sensations, in the gyrus uncinatus. **temperature regulating c's.** See *thermotaxic c's.* **thermal cortical c.** An area in the cortex of the dog's brain, near the end of the sulcus cruciatus, stimulation of which produces a change in the temperature of the opposite limbs. **thermo-excito c's.** A supposed c. in the spinal cord or brain which presides over the body temperature. **thermogenic c's.** Supposed c's in the spinal cord which preside over the body temperature, particularly in the sense of causing a heat production in the peripheral tissues. **thermopolypneic c.** A nerve c. situated in the gray matter about the third ventricle at its anterior part. It excites the respiratory c. to increased activity. **thermotaxic c's.** Supposed cerebral c's for maintaining the balance between the production and the dissipation of heat. Of the four basal thermotaxic c's, one is situated in the caudate nucleus, one in the gray matter beneath it, one in the gray matter about the most anterior part of the third ventricle (see *thermopolypneic c.*), and one at the anterior inner end of the optic thalamus. **trophic c.** The cells giving rise to so-called trophic fibers which control the nutritive processes of the body. **vascular c's.** See *vasomotor c's.* **vasoconstrictor c's.** C's in the spinal cord, excitation of which causes constriction of the smaller blood vessels. The principal vasoconstrictor c. is a bilateral group of cells, situated in the medulla oblongata and the pons Varolii, from just below the corpus quadrigemina to 3 to 4 mm. above the point of the calamus scriptorius. **vasodilator c's.** C's in the spinal cord or the medulla, excitation of which causes dilatation of the smaller blood vessels. **vasomotor c's.** Usually synonymous with vasoconstrictor c's, but the term may be used to include both it and the vasodilator c's. **vesicospinal c.** See *micturition c.* **visual c.** An area in the cerebral cortex for visual perceptions. It occupies the occipital cortex, particularly the area on its mesial surface surrounding the calcarine fissure. **visuopsychic c.** An area in the occipital cortex and neighboring region, supposed to be concerned in synthesis and intellectual perception of visual sensations. **visuosensory c.** An area in the occipital cortex, round the calcarine fissure, in which the visual paths terminate, but which is supposed to mediate the primary visual sensations. **vomiting c.** A region in the medulla oblongata which presides over the act of vomiting. **winking c.** The reflex c. for winking; situated in the medulla oblongata. [Lat., *centrum*.]

centes'imal (sen-tes'im-al). Of or pertaining to a division or dilution by hundreds or into a hundred or a multiple of a hundred parts; containing a hundred

- divisions or parts. [Lat., *centesimus*, hundredth.]
- centi-**. Combining form of Lat., *centum*, a hundred; used as a prefix in compound words.
- centigrade** (sen'te-grād). Containing a hundred degrees; of or pertaining to a division into a hundred degrees. **c. thermometer**. One in which zero is at the freezing and 100° at the boiling point of water. [Lat., *centum*, hundred, + *gradus*, a step.]
- centigram** (sen'te-gram). In the metric system of weights, a hundredth part of a gram (0.1543 Troy grain). [Lat., *centum*, hundred, + *gramma*, a gram.]
- centiliter** (sen'ti-le-ter). In the metric system of measures, the one hundredth part of a liter (.61028 cubic inches or 2.7053 fluid drams).
- centimeter** (sen'te-me-ter). In the metric system of measures, the one hundredth part of a meter, a length of .39370 inch. [Fr., *centimètre*.]
- centinormal**. One one-hundredth of the normal or standard strength. See *normal solution*, under *solution*.
- centrad** (sen'trad). Toward the center of the body; proximally.
- central** (sen'tral). Situated in or originating from a lesion of the central nervous system. **c. field of vision**. The field of vision corresponding to the projection of the fovea centralis.
- centri-, centro-**. Combining forms of Lat., *centrum*, or Gr., *kentron*, center; used as a prefix in compound words.
- centric**. Central; specifically, pertaining to the central nervous system.
- centrifugal** (sen-trif'u-gal). Tending outward from the center. [Lat., *centrum*, center, + *fugere*, to flee.]
- centrifuge** (sen'tre-fij). 1. A device for separating admixed solids from a liquid, also for accelerating the subsidence of such substances in test tubes, by centrifugal force. 2. To submit to centrifugal force in a c.
- centripetal** (sen-trip'et-al). Tending or moving toward the center; afferent. [Lat., *centrum*, center, + *petere*, to seek.]
- centrosclerosis** (sen-tro-skle-ro'sis). The condition in which the medullary cavity of a bone is filled with osseous tissue.
- centrosome** (sen'tro-sōm). Syn.: *central granule*. A point or granule in the cytoplasm of the cell, the center of the attraction sphere and assumed to be the organ concerned in initiating the division of the cell by mitosis. [Gr., *kentron*, center, + *soma*, body.]
- centrum** (sen'trum). Syn.: *camera medullaris*. 1. A center. 2. In anatomy, the middle of a part. 3. The body of a vertebra. **c. commune**. The common center as the *plexus celiacus*. **c. medullare**. Medullary center. **c. ovale**. Same as *c. semiovale*. **c. semiovale** [B. N. A.]. The great mass of white matter at the center of each cerebral hemisphere as seen on horizontal section at the level of the corpus callosum. **c. tendineum diaphragmatis**. Central tendon of the diaphragm. [Lat., from Gr., *kentron*.]
- Cenurus, Coenurus** (se-nu'rus). The larval form of a *Tenia*, being a bladder worm with numerous heads, but without brood capsules.
- cephalin** (sef-a'el-in). An amorphous yellowish alkaloid, C₁₄H₂₀NO₂, obtained from ipecac, of which it is the principal emetic constituent.
- Cephaëlis ipecacuanha** (sef-a-él'is ip'e-kak-u-an'ah). An undershrub or herb indigenous to Brazil and frequently cultivated there. The root is the official ipecacuanha. [Gr., *kephale*, head, + *eilein*, to compress.]
- cephalad** (sef'al-ad). Toward the head. [Gr., *kephale*, head.]
- cephalalgia** (sef-al'al'je-ah). Headache. **ocular c.** Headache due to any ocular defect. [Gr., *kephale*, head, + *algos*, pain.]
- cephalhematoma** (sef'al-he-mat-o'mah). A collection of blood in the subcutaneous tissues of the scalp of the newborn child, caused by the rupture of blood vessels from pressure on the head during delivery. [Gr., *kephale*, head, + *hematoma*.]
- cephalic** (sef-al'ik). Pertaining to the head; as a n., a remedy for headache or other disorder of the head. **c. cry**. A loud scream often given by children with tuberculous meningitis. **c. index**. The relation of the length to the breadth of the calvarium. [Gr., *kephale*, the head.]
- cephalin** (sef'al-in). An organic extract derived from brain substance.
- cephalitis** (sef-al-it'is). See *encephalitis*. [Gr., *kephale*, head, + *itis*, inflammation.]
- cephalo-**. Combining form of Gr., *kephale*, the head; used in compound words to signify of or pertaining to the head.
- cephalocoele** (sef'al-o-sēl). A congenital or acquired hernial protrusion of a portion of the contents of the cranium. [Gr., *kephale*, head, + *kele*, tumor.]
- cephalocentesis** (sef'al-o-sen-te'sis). The operation of puncturing the head, as in hydrocephalus. [Gr., *kephale*, head, + *kentesis*, puncture.]
- cephalology** (sef-al-ol'o-gy). The anatomy, etc., of the head. [Gr., *kephale*, head, + *logos*, discourse.]
- cephaloma** (sef-al-o'mah). An old term for soft cancer. [Gr., *kephale*, the head, + *oma*, tumor.]
- cephalomelus** (sef-al-om'el-us). A monster with an excrescence resembling an arm or leg attached to the head. [Gr., *kephale*, head, + *melos*, a member.]
- cephalometer** (sef-al-om'et-er). An instrument for measuring the head. Craniometer. [Gr., *kephale*, head, + *metron*, a measure.]
- cephalometry**. The art or act of measuring the head. [Gr., *kephale*, head, + *metron*, measure.]

Cephalomyia (sef-al-om-i-e'ah). A genus of the *Brachycera* and of the order *Diptera*. *C. ovis*. A species of which the larvae are found in the maxillary and frontal sinuses of sheep and occasionally in those of man. The egg is laid in the cavity and the larvae remain there until they become pupae. These larvae are known as *bots*. [Gr., *kephale*, head, + *myia*, a fly.]

cephalopathy (sef-al-op'ath-e). Disease of the head. [Gr., *kephale*, head, + *pathos*, disease.]

cephalopharyngeus (sef-al-o-fa-rin'je-us). See *table of muscles*, under *muscle*.

cephaloplegia (sef'al-o-ple'ge-ah). Paralysis of the muscles of the head and face. [Gr., *kephale*, head + *plege*, stroke.]

cephalotome (sef'al-o-töm). An instrument for cutting the fetal head in the operation of craniotomy. Same as *craniotome*. [Gr., *kephale*, head + *temnein*, to cut.]

cephalotomy. The cutting of the fetal head to facilitate delivery. Craniotomy.

cephalotribe. A heavy forceps with narrow blades for crushing the fetal head by screw power. [Gr., *kephale*, head + *tribein*, to crush.]

cephalotripsy (sef'al-o-trip-se). The operation of crushing the head of the fetus to facilitate delivery. [Gr., *kephale*, head, + *tribein*, to crush.]

cera (se'rah). Wax; beeswax; the official title in many pharmacopeias. **c. alba**. Beeswax bleached by exposure to the air. [U. S. Ph., Br. Ph.]. **c. amyлата**. Pulverulent wax; an excipient for pills containing oils or substances difficult to mix with water. [Lat., *ceraceus*, from *cera*, wax.]

cera'ceous. A term used in descriptive bacteriology meaning waxlike in appearance. [Lat., *cera*, wax.]

cerate (se'rät). 1. Generically, a pharmaceutical preparation consisting of a mixture of oil or lard with wax, and used either alone or as a basis for the application of medicines. For the wax, resin or spermaceti is frequently substituted, although, properly, the term *c.* embraces only preparations made with wax. 2. Specifically, of the U. S. Ph., simple *c.* The medicated cerates are mentioned under their respective medicating heads. [Lat., *ceratum*, from *cera*, wax.]

cer'atin. See *keratin*.

kerato-. Combining form of Gr., *keras*, *keras*, horn; used as a prefix to denote relation to a horn, as of the hyoid bone, or to the cornea. See also *kerato-*.

ceratocricoides (ser'at-o-kri-koi'de-us). See *table of muscles*, under *muscle*.

ceratopharyngeus (ser'at-o-far-in'je-us). See *table of muscles*, under *muscle*.

ceratum (se-ra'tum). 1. A cerate. 2. In the U. S. Ph., simple cerate; a preparation consisting of white wax and lard melted together. [Lat., *ceratum*, from *cera*, wax.]

cerberin (ser'ber-in). A glucosid discovered in *Cerbera odollam* and in seeds of *Thevetia nerifolia*. It acts like digitalin.

cercaria (ser-ka're-ah). As now used, the

larva of the *Trematoda* in the state in which it is provided with a taillike process. [Gr., *kerkos*, a tail.]

Cercomonas (ser-kom'on-as). A genus of the *Mastigophora* and the order *Protozoanadina*, having a long or an oval body, sharp-pointed at one end and provided with one flagellum at the pointed end. **C. hominis**. A species found in the intestinal discharges in cholera, in chronic diarrhea, and even in feces of healthy persons. It probably acts as a local irritant. **C. vaginalis**. A pear-shaped parasite found in the human vagina. [Gr., *kerkos*, a tail + *monas*, a unit.]

cerealin (se-re'al-in). An albuminous principle found in cereals.

cerebellar, cerebellic (ser-e-bel'lar, ser-e-bel'ik). Relating to the cerebellum.

cerebello (ser-è-bèl'lo). Combining form of cerebellum.

cerebellum (ser-e-bel'um). The little brain or hinder brain; that portion of the encephalon which occupies the posterior fossa of the skull. It is a symmetrical, cordiform mass separated from the cerebrum proper by a process of the dura mater (the tentorium). The functions of automatic motor activities are largely subserved in the cerebellar connections. [Lat., dim. of *cerebrum*, the brain.]

cerebrasthenia (ser'e-bras-the'ne-ah). An old term to designate mental weakness due to general weakness of the nervous system.

cerebration (se-re-bra'shun). A mental act consequent on a perception. **unconscious c.** Unconscious or subconscious mental action.

cerebrifugal (ser-e-brif'u-gal). Said of a nerve, meaning cerebral in origin and efferent in function. [Lat., *cerebrum*, + *fugere*, to fly.]

cerebrin (ser'e-brin). A substance obtained from brain tissue by boiling with a saturated solution of baryta, washing the precipitate with water, and boiling again with absolute alcohol. It is a snow-white, microcrystalline powder containing carbon, hydrogen, oxygen, and nitrogen, insoluble in water, but soluble in boiling alcohol. [Lat., *cerebrinum*.]

cerebripetal (ser-e-brip'et-al). Of a nerve, cerebral in origin and afferent in function. [Lat., *cerebrum*, + *petere*, to seek.]

cerebritis (ser-e-bri'tis). See *encephalitis*.

cerebro-. Combining form of Lat., *cerebrum*, brain, used as a prefix to compound words.

cerebromalacia. Softening of the brain substance.

cerebron (ser'e-bron). A substance resembling cerebrin, which has been isolated from brain tissue, that has not been hydrolyzed with baryta.

cerebrophathy (ser-e-brop'ath-e). See *encephalopathy*. [Lat., *cerebrum*, brain, + Gr., *pathos*, disease.]

cerebrophysiology (ser'e-bro-fiz-e-ol'o-je). Physiology of the cerebrum.

cerebro sclerosis (ser'e-bro-skle-ro'sis). Induration of the brain substance. [Lat., *cerebrum*, brain, + *skleroun*, to harden.]

cerebroscopy (ser-e-bros'kop-e). See *encephaloscopy*.

cerebrose (ser'e-brōs). Syn.: *cerebrogalactose*. Brain-sugar, $C_6H_{12}O_6$: a principle derivable from the brain substance; sometimes found in diabetic sugar.

cerebrosids (ser'e-bro-sids). A class of substances, containing carbon, hydrogen, oxygen, and nitrogen, and free from phosphorus. Prepared from nerve tissue by the gentle action of an alkali. Upon boiling with dilute mineral acids, they yield, along with other substances, a carbohydrate, *galactose*.

cer'ebrospi'nal. 1. Pertaining to both the brain and the spinal cord. 2. An agent that acts upon the brain and the spinal cord. **c. fever**. Spotted fever. Epidemic cerebrospinal meningitis, an acute infectious disease caused by the meningococcus, *diplococcus intracellularis meningitidis*, marked by fever and severe nervous symptoms. Inflammation of the meninges of the brain and spine are the pathological lesions of the disease. **c. fluid**. A fluid found in the ventricles of the brain and the subarachnoid cavities of the brain and spinal cord. It is secreted for the most part by the choroid plexuses of the lateral ventricles and is composed of salts and water, with traces of protein.

c. fluid, chemical examination of; see in *appendix*, page —. **c. fluid, how to examine**; see in *appendix*, page —. **c. fluid, how to test for globulin in**; see in *appendix*, page —.

cerebrosuria (ser-e-bro-su're-ah). A morbid condition characterized by the presence of cerebrose in the urine.

cerebrum (ser'e-brum). The larger, superior part of the brain, consisting of two hemispheres (with the third and the lateral ventricles), occupying the vault of the cranium and the anterior and middle fossae of its base. It consists of central white and cortical gray matter with special collections of gray matter (ganglia). It is continuous posteriorly with the cerebellum and the medulla oblongata by a constricted portion called the isthmus. [Lat., *cerebrum*, brain.]

cerecloth (ser'kloth). Cloth imbued with wax; used, when made antiseptic, as a dressing for wounds. [Lat., *cera*, wax.]

ceresin (ser'es-in). A mineral wax, a substitute for wax, made by treating ozokerite (earth wax) with sulphuric acid, decolorizing with charcoal, and filtering.

Cereus (se're-us). A genus of cactaceous plants. **C. grandiflorus**. Night-blooming cereus; indigenous to the West Indies and growing in Mexico. Sometimes used in cardiac disease. [Lat., waxen, containing wax.]

cerevisia (ser-e-vis'e-ah). The ferment obtained in brewing beer, the cells and spores of *Saccharomyces cerevisiae*. It is given internally in acne and furunculosis and is applied locally in vaginitis and in sloughing wounds. [Lat., beer.]

cerium (se're-um). A metallic element. It is a hard malleable substance resembling iron in appearance. Symbol Ce.

Atomic weight 140. **cerii oxylas, c. oxylate**. A compound of ceric and oxalic acid. Cerous oxylate, $Ce_2(C_2O_4) + 9H_2O$, is a granular powder, devoid of taste and odor and insoluble in water and alcohol. It has been used to relieve nausea and vomiting. [Lat., *Ceres*, the planet.]

cerolin (se'ro-len). A mixture of the fats, cholesterin, lecithin and ethereal oil extracted from yeast by alcohol. It is used in the treatment of various affections of the skin.

cerotic (se-rot'ick). Contained in or derived from wax. **c. acid**. See under *acid*. [Lat., *cera*, wax.]

cerous (se'rus). Containing cerium as a trivalent radicle. See *cerium*.

ceroxylin (se-rox'il-in). A crystalline substance forming the chief part of the waxy secretion of the *Ceroxyylon* or wax palm.

cerumen (se-ru'men). Ear-wax; an adhesive brownish yellow secretion from the ceruminous glands of the external auditory canal. **c. inspissatum**. Dried ear-wax plugging the external auditory canal. [Lat., *cera*, wax.]

ceruse. White lead, basic lead carbonate. **c. acetata**. Lead acetate. [Lat., *cerussa*.]

cervical (ser'vick-al). Pertaining to the neck or to any necklike part. [Lat., *cervicalis*, from *cervix*, neck.]

cervicalis ascendens (ser-vik-a'lis). See *table of muscles*, under *muscle*.

cervicitis. Inflammation of the cervix uteri. [Lat., *cervix*, neck, + Gr., *itis*, inflammation.]

cervico-. Assumed combining form of Lat., *cervix*, *cervicis*, neck; used as a prefix in compound words.

cervicodynia (ser'vik-o-din'e-ah). Muscular rheumatism of the neck.

cervix (ser'vicks), pl., *cervices*. 1. Properly, the back of the neck. 2. The neck as a whole. 3. Any constricted necklike part. 4. In dentistry, the neck of the tooth; the portion between the crown and the root, surrounded by the gum. **c. cornu posterioris**. The constricted portion of the posterior horn of the spinal cord. **c. corporis restiformis**. See *c. pedunculorum*.

c. femoris. The neck of the femur. **c. glandis**. The constricted portion of the penis, behind the corona glandis. **c., how to prepare smears from**, see in *appendix*, page 911. **c. mandibulae**. The neck of the mandible. **c. pedunculorum**. The constricted portion of the restiform bodies at the point where they come downward and backward to enter the cerebellum. **c. penis**. See *c. glandis*. **c. uteri**. Syn.: *collum uteri*. The neck of the uterus, the constricted portion extending from the isthmus to the os uteri externum. **c. vesicae**. The neck of the urinary bladder. **c. vesicae felleae**. The neck of the gall-bladder. [Lat., *cervix*, neck.]

ceryl (se'ril). A univalent hydrocarbon radicle of the fatty series of the constituent C_nH_{2n} . **c. alcohol**. A monatomic alcohol, $C_{26}H_{52}OH$, obtained by the decomposition of Chinese wax. **c. cerotate**. A compound, $C_{26}H_{52}O.O.C_{26}H_{52}O$, of **c.**

and cerotic acid; a crystalline substance forming the main portion of Chinese wax. [Lat., *cera*, wax.]

cesarian operation. The operation of cutting open the gravid uterus through an incision in the abdominal wall and removing its contents; so called from the tradition that Julius Caesar had the surname given him from his having been cut out from his mother's womb.

cesium (see'se-um). A soft silvery metal closely resembling rubidium and potassium. Symbol Cs. Atomic weight 132.81. It is the most electropositive of all the metals. Its salts are said to increase blood pressure but have been little used. [Lat., *caesius*, bluish gray, because there are two blue lines in its spectrum.]

cestode, cestoid (ses'töd, ses'toyd). Having to do with one of the class *Cestoidea*, or subclass *Cestoda*; a tapeworm. [Gr., *kestos*, embroidered, festooned, + *eidōs*, resemblance.]

Cestoda, Cestoidea (ses-to'da, ses-toid'e-ah). A class and subclass of the phylum *Platyhelminia*, without an alimentary canal and with a flat segmented body. The adult form inhabits the intestine, and the larval form other parts of the body, often of another host.

cet-. Combining form of Gr., *ketos*, Lat., *cetus*, whale; used either as a prefix or as a suffix in chemical terms to denote substances derived from spermaceti.

ceta'cum. Syn.: *spermaceti*, or *sperma ceti*. A white crystalline mass obtained from cavities in the cranium of the spermaceti whale (*Physeter macrocephalus*), consisting chiefly of cetyl palmitate. It is used in medicine as a basis of cerates and ointments, being devoid of any irritant or other marked properties. [U. S. Ph., Br. Ph.].

ceratum cetacei. Spermaceti cerate; made by melting spermaceti with white wax and olive oil [U. S. Ph., 1890, Br. Ph.].

unguentum cetacei. Spermaceti ointment; made by melting together spermaceti, white wax, and almond oil. It is used for the same purpose as the ceratum cetacei [Br. Ph.].

unguentum cetacei album. See *ceratum cetacei*. [Gr., *ketos*, a huge fish.]

Cetraria (se-tra're-ah). 1. A genus of lichens. 2. Of the U. S. Ph., 1890, the thallus of *C. islandica* or Iceland moss. It contains the bitter tonic principle *cetrarin* or *cetraric acid*, or starchlike *lichenin*.

cetyl (se'til). A univalent alcohol radicle (alkyl) $C_{16}H_{33}$, occurring in the compounds derived from spermaceti. **c. alcohol**, $C_{16}H_{33}OH$, a crystalline substance. Its water of palmitic acid is the main constituent of spermaceti.

cevadin (sev'ad-in). An alkaloid, $C_{32}H_{49}NO_6$, found in cevadilla, identical with the veratrin of Merck.

Ceylon moss. An East Indian edible moss from *Sphaerococcus lichenoides*.

Chagres fever (shag'res fe'ver). A severe malarial fever, contracted in the neighborhood of the Chagres river, on the Isthmus of Panama.

chain. A series of links joined together in a line; also any linear arrangement of similar parts. **sympathetic c.** Name given to the double row of sympathetic ganglia extending along the spinal column. In chemistry, a series of atoms held together by one or more affinities. [Fr., *chaîne*, from Lat., *catena*, chain.]

chalaza (kal-a'zah). 1. The point in seeds where the nucellus, coats, and apex of the funiculus separate. 2. In birds' eggs the suspensory ligament of the yolk. [Gr., *chalaza*, hailstone.]

chalazion (kal-ä'ze-on). A small tumor in the substance of the tarsus of the eyelid due to obstruction in the excretory duct of one or more meibomian glands. [Gr., *chalazion*, dim. of *chalaza*, hailstone.]

chalcosis (kal-ko'sis). 1. The presence of particles of deposits of copper in the tissue of the lungs. 2. Chronic poisoning from copper. [Gr., *chalkos*, copper.]

chalicosis (kal-e-ko'sis). Infiltration of the lungs with siliceous particles. See *fibroid phthisis* and *stonecutters phthisis*, under *phthisis*. [Gr., *chalis*, limestone.]

chalk. A native carbonate of calcium containing slight traces of the oxids of iron and aluminum and other impurities. The purified form (*creta præparata*) is employed in medicine. **compound c. powder**. Consists of prepared c., acacia, and sugar; used for preparing c. mixture. [U. S. Ph.] **French c.** A silicate of magnesia, harder than the official talc. [Ang.-Sax., *cealc*.]

chalone. The name proposed for the group of hormones or autocoid substances in the internal secretions whose effect is to inhibit activity; inhibiting hormones. [Gr., *chalaō*, I relax.]

chalybeate (ka-lib'e-ate). Containing steel; as used in medicine, also iron or a preparation of iron. [Lat., *chalybs*, from Gr., *chalybs*, steel.]

Chamaelirium (kam-el-ir'e-um). A genus of liliaceous plants. **C. carolinianum**, **C. luteum**. The only species; starwort, growing in Canada and in the United States east of the Mississippi. Its rhizome contains *chamelirin* and has been used as an antelmintic and in various uterine disorders. [Gr., *chamai*, on the ground + *leirion*, the lily.]

chamber (chäm'ber). An enclosed space. **anterior c. of the eye**. The anterior portion of the aqueous c. of the eye, bounded behind by the iris and the central portion of the crystallin lens. **aqueous c. of the eye**. The space or c. in the eye bounded by the cornea in front and the ciliary processes, suspensory ligament, and lens behind. **barometric c.** The space above the mercurial column of a barometer. **posterior c. of the eye**. That portion of the aqueous c. of the eye that lies behind the iris and, in the fetus before the seventh month, the pupillary membrane. **vitreous c.** The large cavity behind the lens in the eye containing the vitreous humor. [Lat., *camera*, from Gr., *kamara*, a vault.]

Chamberland filter (sham-ber-lah'). A filter of unglazed porcelain through which water can be forced under pressure. All microorganisms not ultramicroscopic are intercepted on the filter. [*Charles Edouard Chamberland*, French scientist, contemporary.]

Chamomilla, Camomile (kam'o-mil). The genus *Anthemis*, especially *Anthemis nobilis*, the flowers of which yield a bluish volatile oil and a bitter infusion. *Chamomilla corruptea*. [Gr., *chamaimelon*, earth apple, so called from the smell of its flowers.]

champagne (cham-payn'). A white wine made effervescent by being fermented in the bottle, usually containing about 11 per cent. of alcohol. The well-known c. of commerce is made in the neighborhood of Rheims, France, but much c. is made in the United States. [Fr.]

chancre (shank'er). The primary lesion of syphilis. The types of chancere are: *eroded, ulcerated, indurated*. In situation, they are usually *genital*; infrequently they are *extragenital*, when situated elsewhere on the body than on the genital organs.

hunterian c. A syphilitic c. when attended with marked induration and ulceration; the only form of syphilitic c. described by John Hunter. **syphilitic c.** The local manifestation of syphilitic infection at the site of its inoculation, characterized by a circumscribed induration. [Fr., *chancere*, anything that consumes.]

chancroid (shank'roid). A specific, local, contagious, auto-infectious, venereal ulcer, or that form of contagious venereal ulcer which is not accompanied by constitutional syphilitic infection. [Fr., *chancere*, primary lesion, + Gr., *eidos*, appearance.]

chan'nel. 1. That through which anything flows. 2. A long narrow groove or furrow. [Mid. Eng., *chanel*, fr. Lat., *canalis*, groove, trench, pipe.]

chap. 1. To crack open. 2. A rift or crack in the skin or lips generally due to cold.

characteristic (kar-ak-ter-is'tik). 1. Serving to distinguish or mark as distinct. 2. As a n., a distinguishing mark, a part or attribute of a thing which distinguishes it from other things. **secondary sexual c's.** Those features which, while not reproductive organs, are presumptive signs of sex. [Lat., *characteristicus*.]

charas (kar'as). The native name for the resinous exudation from *Indian cannabis*.

charbon (shar-bon'). Another name for *anthrax*. See *anthrax*. [Fr., *charbon*, coal.]

char'coal. The residual matter left after heating organic material (wood or bone) to a high temperature with access to air. It consists chiefly of elementary carbon. Used as a decolorizing agent. **wood c.** A form of elementary carbon prepared by heating wood in the absence of air. It contains, beside the carbon, some inorganic salts.

Charcot-Leyden crystals in sputum, how to recognize; see in *appendix*, page 902.

Charcot's disease (shar'ko). Amyotrophic lateral sclerosis. [*Jean Martin Charcot*, French neurologist, 1825-1893.]

charlatan (shar'lat-an). One who practises either medicine or pharmacy illegally, or, being a legally qualified practitioner, resorts to vulgar devices for obtaining practice, as by advertisements, public exhibitions, etc. A quack. [Said to be from It., *ciarlare*, to prate.]

char'latanism, char'latany. A collective term for the practices of a charlatan, also the condition of being a charlatan.

Charles's law. A l. which states that when the pressure is constant the volume of a gas varies as the absolute temperature. [*Charles*, Fr. physicist, eighteenth century.]

charpie (shar'pē or shar-pē'). Raveled or scraped linen or cotton for dressing wounds. [Fr., *charpie*.]

charta (kar'tah), pl. *chartae*. 1. A class of preparations official in the U. S. Ph. and Br. Ph., consisting of paper imbued or spread with medicinal substances, intended either for external application or for purposes of fumigation. Mustard paper is the only member of this class official in the U. S. Ph. or the Br. Ph. 2. A folded paper containing a medicinal powder. [Lat., *charta*, a sheet of paper.]

chartaceous (char-ta'shus). A term employed in descriptive bacteriology to denote a texture like that of paper.

chartreuse (char-trews'). A liqueur made formerly by the Carthusian monks at La Grande Chartreuse, now at Tarragona, Spain. Its composition is not generally known but it is thought to contain brandy, orange peel, peppermint and other herbs. There are three varieties, green, yellow and white. [Fr.]

char'tula. A little paper; in prescriptions, a powder, i. e., a paper containing a medicine in the form of powder, usually a single dose. **c. cerata**. A powder wrapped in wax paper. [Lat. dim. of *charta*.]

chasma (kaz'mah). Spasmodic yawning. [Gr., *chasma*, from *chainein*, to yawn.]

Chaulmoogra (chawl-moo'grah). 1. *Gynocardia odorata*. 2. Of Roxburgh, a genus now referred to *Gynocardia*. **C. odorata**.

c. oil. An oil obtained from the seeds of *Gynocardia odorata*; a yellow, oily, acid liquid, of repulsive odor and taste, containing palmitic and gynecardic acids. It has been used internally in leprosy and other cutaneous affections.

chavicin (chav'is-in). An amorphous alkaloid obtained from black pepper.

chebula (cheb'u-lah). The fruit of *Terminalia chebula*. See *myrobalan*.

check. 1. A means of stopping or limiting an action or a process, e. g., a hemorrhage, a diarrhea. 2. To verify an experiment by a repetition.

check'erberry. A synonym for *Gaultheria procumbens*.

check (chēk). The side of the face below the eye. [B. N. A., *bucca*.] [Ang.-Sax., *ceāce*, from *ceōwan*, to chew.]

cheese. A foodstuff prepared from milk; consists mainly of casein and some fat which may be altered chemically by the action of enzymes. [Lat., *caseus*.]

cheilitis (ki-li'tis). Inflammation of lip. [Gr., *cheilos*, lip + *itis*, inflammation.]

cheioplasty (ki'lo-plas-te). Correction by surgical operation of deformities of lips. [Gr., *cheilos*, lip + *plassein*, to mold.]

Cheiracanthus siamensis (ki-ra-kan'thus si-am-en'sis). See *Gnathostoma Spinigerum*.

cheirology (ki-ro'l'o-je). A method of conversing with the hands used by the deaf and dumb; to be distinguished from dactylogy. [Gr., *cheir*, hand, + *logos*, understanding.]

cheiropodist. See *chiropodist*.

cheiropompholyx (ki'ro-pom'fo-lix). Another name for *pompholyx*.

chelen (ke'len). A name for ethyl chlorid.

chelidonin (ke-lid'on-in). An alkaloid, $C_{10}H_{17}N_3O_3 + H_2O$, or $C_{20}H_{16}NO_5$, or $C_{19}H_{17}NO_4$, obtained from *Chelidonium majus*; not poisonous.

Chelidonium (ke-le-do'ne-um). 1. A name applied to several plants, e. g., *C. majus*, *Bryonia alba*, and *Ranunculus ficaria*. 2. Of the U. S. Ph., 1890, the herb of *C. majus*. *C. majus*. Greater celandine; a perennial herb growing throughout Europe and introduced in America. The herb has been employed for various conditions. It is a cathartic, a strong local irritant, and a narcotic.

cheloid (ke'loyd). See *keloid*. [Gr., *chele*, claw + *eidos*, resemblance.]

chelone (ke'lone). Balmony; dried herb of *Chelone glabra*. Of little value.

chemical. Of or pertaining to chemistry; as a n., a substance used in chemistry.

c. examination of cerebrospinal fluid, see in *appendix*, page 909. **c. examination of stomach contents,** see in *appendix*, page 904.

chemist (kem'ist). 1. One skilled in chemistry; one who makes chemical researches. 2. In England, also an apothecary.

chemistry (kem'is-try). Science which treats of composition of bodies and of such of their properties as depend upon their composition and upon character and arrangement of their ultimate elementary parts (atoms), and of transformation of one substance into another. There are two main divisions of c.: **inorganic**, and **organic** (of carbon derivatives). There is also a division based upon its application to certain special purposes, as an **agricultural c.**; **analytical c.**; **biological c.**; **electro-c.**; **industrial c.**, or **technical c.**; **micro-c.**; **pathological c.**; **pharmaceutical c.**; **physical c.**; **physiological c.**; and **symbolical c.** [Gr., *chemeia*, alchemy, chemistry.]

chemoceptor (kem-o-sep'tor). One of the side chains or receptors in a living cell, having an affinity for and fixing the chemical substances or drugs.

chemolysis (kem-ol'is-is). Chemical decomposition. [Gr., *chemeia*, chemistry + *lysis*, a solution.]

chemosis (ke-mo'sis). Edema of ocular

conjunctiva with or without inflammation. [Gr., from *cheme*, a cockleshell.]

chemotaxis (kem-o-tack'sis). The property of cellular attraction or repulsion due to the effect of certain chemical agents. Bacteria or their dead protein products will attract the leukocyte, and will even cause it to emigrate from the vessel into the tissues. **negative c.** The force which repels cells, as when lactic acid or quinin in capillary tubes will repel leukocytes. **positive c.** The force which attracts certain cells to other substances, as bacteria. [Gr., *chemeia*, chemistry, + *taxis*, an arranging.]

chemotherapy (kem-ö-ther'ä-pi). Treatment based upon effect of various chemicals upon tissues of body and organisms that infect it.

chemotropism (kem-ot'ro-pizm). Chemotaxis between bacteria and phagocytes resulting in the destruction of the bacteria or the phagocyte. [Gr., *chemeia*, chemistry + *trope*, a turn.]

chenopodin (ken-op'o-din). A neutral bitter principle obtained from *Chenopodium album*.

Chenopodium (ken-o-po'de-um). 1. The goose foot, a genus of chenopodiaceous plants. 2. The fruit of *C. ambrosioides*, var. *anthelminticum*. **C. ambrosioides.** An annual herb growing through the United States. **oil of c., oleum chenopodii.** Oil of American wormseed; a volatile oil obtained by distilling the fruit of *C. ambrosioides*, var. *anthelminticum*, employed chiefly as a vermifuge, being used especially for lumbricoid worms. [U. S. Ph.] [Gr., *chen*, a goose + *podion*, a little foot.]

chest. See *thorax*. **barrel c.** A peculiar shape of the c., observed in old cases of pulmonary emphysema, in which the c. becomes barrel-shaped and moves up and down as if made of one piece, instead of expanding laterally. [Ang.-Sax., *cest*, a box.]

Cheyne-Stokes respiration. A condition in which the respirations increase in rapidity and intensity to a climax and then fall off to a complete cessation, giving therefore a form of periodic respiration in which there are periods of apnea alternating with periods of dyspnea. [John Cheyne, Scotch physician, 1777-1836; William Stokes, Irish physician, 1804-1878.]

Chian turpentine (ki'an). An exudation from *Pistacia terebinthus*, a tree growing in Asia Minor. [Chios, an island off the coast of Asia Minor, near Smyrna.]

chiasm (ki'azm). A crossing or decussation of two tracts as of tendons or nerves. **optic c.** The optic commissure, consisting of a decussation of the two optic tracts in front of the tuber cinereum. The decussation is said to be complete in most animals, but in man some of the fibers of each tract do not cross over to be continuous with the opposite optic nerve, but either pass across to enter the opposite tract or are continuous with the nerve of the same side. [Gr., *chiasma*, from *chiazein*, to mark with the letter X.]

- chiasma** (ki-as'mah). A crossing or discussion. **c. nervi optici, c. nervorum opticozum, c. opticum.** See *chiasm*. [Gr., *chiasma*, the letter X.]
- chlastom'eter** (ki-as-tom'et-er). An instrument devised by Landolt for determining the distance between the two eyes during the act of convergence. [Gr., *chastos*, arranged diagonally + *metron*, a measure.]
- chick'en.** The young of the domestic fowl (*Gallus domesticus*). **c.-breasted.** Affected with a deformity of the chest characterized by prominence of the sternum with lateral flattening. **c. broth.** A broth made by boiling the flesh and bones of a fowl. **c. pox.** See *varicella*.
- chicle** (che'kla). A substance somewhat resembling gutta percha, obtained from *Achras sapota*, and used largely in the manufacture of chewing gum. [Span.]
- chig'ger.** See *chigoe*. **c. button.** The papule produced by the bite of the chigger.
- chigoe, chigre** (che'go, che'gre). Syn.: *Dermatophilus penetrans, Pulex penetrans*. A blood-sucking insect of the class *Diptera*, the family *Sarcophsyllidae*, and the genus *Dermatophilus*. The species is *Dermatophilus penetrans*, which is prevalent in the tropics and lives, as fleas, on sandy soil. They burrow beneath the skin of human beings, producing pus formation, ulceration, and various secondary infections.
- chil'blains.** Another name for *pernio*. Persistent patches of erythema with tenderness and burning and itching on the heels and borders of the feet, also, less frequently, on the nose and ears, due to exposure to cold. [Ang.-Sax., *cele*, cold + *blægen*, a boil.]
- child'bed.** The state of lying-in; the confinement incident to parturition.
- child-crowing.** See *laryngismus stridulus*.
- child'hood.** The state of being a child, of not having arrived at puberty, as distinguished from infancy; the period between the completion of the first dentition and the establishment of puberty. **second c.** The period of the childishness of old age.
- chill.** A paroxysm of shivering with a sensation of coldness accompanied by a rise of internal temperature and followed by a period of sweating. **ague c., c's and fever.** See *intermittent fever*, under *fever*. **congestive c.** A term loosely applied to any malarial fever of unusual severity. **dumb c.** See *latent ague*, under *ague*. [Ang.-Sax., *cyle, cele*.]
- chiloplasty** (ki'lo-plas-ti). Operative repair of defects or malformations of the lip. [Gr., *cheilos*, lip + *plassein*, to mold.]
- Chimaphila** (chim-af'il-ah). 1. A genus of ericaceous herbs indigenous to Europe, North America, Japan, and Korea. 2. Of the U. S. Ph., the leaves of *C. umbellata*. **C. umbellata.** Prince's pine, pipissewa, growing in Canada and the United States. The leaves are employed as a diuretic, especially in chronic cystitis, and as an alternative. The fluidextract is official. [Gr., *cheima*, winter, + *philein*, to love.]
- chimaph'ilin.** A crystalline principle obtained from the leaves of *Chimaphila umbellata*.
- chin.** The point of the mandible below the mouth. [B. N. A., *mentum*.] [Ang.-Sax., *cin*, jaw.]
- chin-.** For words beginning with *chin-*, see also those words spelled with the prefix *quin-*.
- chi'na** (ki'nah). 1. Of Sydenham, the *Smilax c.* of Linnaeus. 2. Cinchona; a term used especially by German authors.
- chinaphenin** (kin-af-en'in). Phenetidid quinain carbonate, $C_{20}H_{33}N_3O_4$. It combines the analgesic and antipyretic actions of its constituents.
- chi'na root.** The rhizome of *Smilax china*, resembling sarsaparilla.
- chinaseptol** (kin-as-ep'tol). See *diaphthol*.
- chin-cough.** Formerly written *kink-cough*, from Scottish *kink*, a violent paroxysm of coughing. A popular term for whooping-cough, especially in Scotland.
- chinin** (ki'nin). See *quinin*.
- chinium** (kin'e-um). The crude quinin of the German market.
- chinoidin** (kin-oid'in). A mixture of impure alkaloids left after the crystallization of quinin from the extract of cinchona, now rarely used therapeutically.
- chinosol** (kin'o-sol). Normal oxychinolin sulphate, $(C_6H_7ON)_2H_2SO_4$, a proprietary antiseptic, but not markedly germicidal.
- chinovin** (kin'o-vin). Quinovin.
- Chionanthus** (ki-o-nan'thus). A genus of oleaceous plants. **C. trifida, C. virginiana, C. virginica.** The fringe tree, poison ash, mist tree, Virginia snow flower; a shrub or small tree of the southern United States. The bark has been used as an aperient and diuretic. [Gr., *chion*, snow + *anthos*, a flower.]
- Chionyphe Carteri** (ki-on'if-e kar'ter-i). A fungus which is said to cause madura foot.
- chirata, chiretta** (ki-ra'tah, ki-ret'tah). 1. *Swertia chirayita*; in the U. S. Ph., and Br. Ph., the herb of this plant. 2. The genus *Chirita*. The fluidextract of c. is official in the U. S. Ph. [Hind. *chirraeta*.]
- chirathodendron** (ki-ra-tho-den'dron). An American species of gentian used as an antipyretic.
- chiratin, chirettin** (ki-ra'tin, ki-ret'tin). A principle, $C_{26}H_{48}O_{15}$, found in *Ophelia* (*Swertia*) *chirayita*.
- chiro-, chir-**. Combining form of Gr., *cheir*, hand, coming through the Lat.; used as a prefix in compound words to denote of or pertaining to the hand.
- chiropodist** (ki-rop'o-dist). A non-medical person who treats corns, bunions, ingrowing toe nails, and trims and polishes the toe nails. Technically, one who treats both the hands and the feet. [Gr., *cheir*, hand, + *pous, podos*, foot.]
- chiropody** (ki-rop'o-de). The occupation of a chiropodist.
- chiropactic** (ki-ro-prak'tik). A system of medicine founded upon hypotheses concerning the reaction of the nervous sys-

- tem to manipulation at the spinal roots.
- c. thrust.** The special manipulation of the c. practitioner. [Gr., *cheir*, hand, + *prassein*, to act.]
- chitenidin** (ki-ten'id-in). An alkaloid, $C_{10}H_{22}N_2O + 2H_2O$, formed by the oxidation of quininin.
- chitin** (ki'tin). The chief organic constituent of the shell of invertebrates. Of complicated structure; upon being boiled with acids, it yields, mainly, glucosannin and acetic acid. [Gr., *chiton*, tunic.]
- chitonitis** (ki-ton-i'tis). Inflammation of an investing membrane. [Gr., *chiton*, a tunic + *itis*, inflammation.]
- chitosamin** (ki-to-sam'in). See *glucosamin*.
- chitose** (ki'tös). A carbohydrate prepared from glucosamin (chitosamin), by the action of nitrous acid.
- chittin bark.** See *Rhamnus purshiana*.
- Chlamydbacteriaceae** (klam'id-o-bak-ter'i-a'se-e). The fourth subdivision or family of the bacteria, according to Migula, including cells in a sheath with or without branches or sulphur granules. [Gr., *chlamys*, cloak + *bacteria*.]
- chlamydospore** (klam'id-o-spör). Asexual globular spores covered by a thick membrane being found on many fungi either terminal or intramycelial. [Gr., *chlamys*, cloak + *spore*.]
- chloasma** (klo-az'mah). Patches of excessive pigmentation of the skin. The condition is (a) *idiopathic*, when due to external agencies as exposure to heat, sunlight, x-rays, irritating drugs, or mechanical irritation or (b) *symptomatic*, when it occurs in the course of certain diseases, as Addison's disease, secondary syphilis, utero-ovarian disease, malaria, and cancer.
- c. uterinum.** C. due to pregnancy or to disease of the genital apparatus in women. [Gr., *chloazein*, to be green.]
- chlor-, chloro-.** Combining form of chlorin, also of the Gr., *chloros*, green, pale green; used as a prefix in compound words.
- chloracetic** (klor-as-e'tik). Acetic and containing chlorin. **c. acid.** See under *acid*.
- chloracetone** (klor-as'e-tön). A compound formed from acetone by the substitution of chlorin for hydrogen.
- chloral** (klo'ral). Trichloroacetic aldehyd, $Cl_3C.CHO$. A colorless liquid of penetrating odor, boils at 97° C. Prepared by the action of chlorin upon ethyl alcohol. Soluble in water, in alcohol, in ether, and in chloroform. It also forms many substitution products by the replacement of its oxygen. The *hydrate*, formed by replacing the oxygen by two molecules of hydroxyl, is the compound used in medicine and is the c. hydrate of the U. S. Ph. and the Br. Ph. This is commonly, though erroneously, called "chloral." List of poisons and their antidotes, see in *appendix*, page 938. **amylenic c.** A compound known by the trade name of "dormiol," a hypnotic. **anhydrous c.** Ordinary c., as distinguished from c. hydrate. **camphorated c., camphor c.** (*chloral camphoratum*, N. F.) A mixture of c. hydrate and camphor; a clear liquid used internally and topically as a sedative and anodyne. **c. alcoholate.** A substance formed by the union of absolute alcohol and c. It is nearly insoluble in water and in this respect differs from c. hydrate. Its therapeutic properties are analogous to those of the hydrate; but on the whole it is inferior. **c. ammonia.** A body produced by the action of ammonia on strongly cooled c. **c. cyanhydrin.** See *c. hydrocyanid*. **c. hydras** [Br. Ph.]. **chloralum hydratum** [U. S. Ph.]. Hydrated c., hydrate of c. A compound $C_2H_3Cl_3O_2 = CCl_3.CH(OH_2)$, of c. and hydroxyl; formed by mixing c. with water. It occurs as distinct acicular crystals or crystalline plates, white in color, with a pungent odor and an acrid taste; very soluble in water, soluble also in absolute alcohol. When treated with alkalis, it is decomposed into chloroform and formic acid. It is a reliable hypnotic, but a weak sedative. In large doses it is poisonous by its paralytic action upon the heart and vasomotor centers. Locally, it is an irritant; hence it should be given largely diluted. **c. hydrocyanid.** Syn.: *c. cyanhydrin*. A crystalline substance, $C_2H_3Cl_3NO = CCl_3.CH(OH)CN$, formed by the action of hydrocyanic acid upon hydrate of c. On account of its stability and constancy of composition, it has been recommended as a substitute for hydrocyanic acid in medicine. **croton c.** See *butylchloral*. **syrup of c., syrupus c.** A preparation containing about 20 per cent. of hydrated chloral in syrup. [Br. Ph.] [*Chloro-* + *alcohol*.]
- chloralamid** (klo-ral-am'id). A trade name applied to the official *chloralformamidum*.
- chloralantipyrin** (klo'ral-an-te-pi'rin). A hypnotic compound of chloral and antipyrin.
- chloralbin** (klo-ral'bin). A crystalline substance, $C_8H_6Cl_2$, contained in trichlorophenol, prepared by passing chlorin through coal tar.
- chloralcarbamid** (klo-ral-kar-bam'id). A hypnotic mixture of hydrate of trichloraldehyd and carbamid.
- chloraldehyd** (klor-al'de-hid). A chlorin substitution compound of aldehyd.
- chloralformamid** (klo-ral-form-am'id). Chloralformamidum [U. S. Ph.]. A compound of chloral and formamid. It is analgetic and hypnotic.
- chlo'ralism.** 1. The state of being under the influence of chloral. 2. Chronic poisoning with chloral; a morbid state produced by the prolonged or habitual use of moderate doses of chloral.
- chloralose** (klo'ral-ös). A compound prepared by the chemical condensation of chloral and glucose.
- chloraloxim.** A compound of chloral with an oxim.
- chloral'um.** A commercial term for impure aluminum chlorid mixed with various sodium and calcium salts; used as a disinfectant.

chloranilin (klor-an'il-in). Syn.: *chlora-midobenzene*. A chlorin substitution compound of anilin.

chlorate (klo'rât). A salt of chloric acid.

chlorated (klo'ra-ted). Containing or combined with chlorin; chlorinated.

chloraurid (klor-au'rid). Gold chlorid.

chloraazol (klo'rah-zol). An acrid and pungent fluid obtained by the solution of substances containing protein in fuming nitric acid, and then distilling with concentrated hydrochloric acid. It is very volatile, attacks the sight and operates as a poison. Empirical formula: $C_4H_3Cl_3-N_2O_4$.

chlorbenzene (klor-ben'zēn). A chlorin substitution product of benzene. The c's are *monochlorbenzene*, *dichlorbenzene*, *trichlorbenzene*, *tetrachlorbenzene*, *pentachlorbenzene*, and *hexachlorbenzene*.

chlorbenzoyl (klor-ben'zoyl). A univalent radicle, $Cl.C_6H_5.CO$.

chlorbromid (klor-bro'mid). A compound of a radicle with chlorin and bromin.

chlorbutanol. Trichlortertiary butylalcohol ($C_4H_7OCl_3$), chloritone. White crystals of a camphorlike odor and taste, volatile and soluble in water. It is said to be absorbed unchanged from the alimentary tract and to be decomposed in the body. It is a local anesthetic, the action being weaker than that of cocain. Used internally it acts on the central nervous system like chloral.

chlorcaffein (klor-kaf'fe-in). A chlorin substitution product of caffein, $C_8H_9ClN_4O_2$.

chlorcamphor (klor-kam'for). Syn.: *monochlorcamphor*, *monochlorated camphor*. A substitution product of camphor and chlorin, $C_{10}H_{16}ClO$.

chlorephidrosis (klo'ref-id-ro'sis). A condition in which the perspiration is green. [Gr., *chloros*, green + *ephidrosis*, perspiration.]

chlorethane (klor-eth'ân). 1. A chlorin substitution compound of ethane. 2. Monochloroethane, $ClCH_2.CH_3$.

chlor ether (klor-e'ther). A chlorin substitution compound of ethyl ether.

chlor ethyl (klor-eth'il). A radicle consisting of ethyl in which chlorin replaces hydrogen.

chlor ethylene (klor-eth'il-ēn). A substitution compound of ethylene in which one or more atoms of hydrogen are replaced by chlorin.

chlor'etone. A trade name given to chlorbutanol.

chlorhydrate (klor-hi'drât). A hydrochlorid.

chlorhydric (klor-hi'drick). Hydrochloric.

chloric (klor'ik). Containing or combined with chlorin (usually restricted to compounds containing chlorin united with oxygen, and to those which are combined with a greater amount of that element than occurs in chlorous compounds). c. **acid**. See under *acid*. [Lat., *chloricus*.]

chlorid (klo'rid). A compound consisting of an element or radicle combined directly with chlorin.

chlorimetry (klor-im'et-re). Syn.: *chlorometry*. The determination of the bleaching power of a chlorin compound; the estimation of the amount of available chlorin in such a compound. [Chlorin + Gr., *metron*, a measure.]

chlorin (klo'r'in). A non-metallic element, discovered by Scheele in 1774. It is a greenish yellow transparent gas, having an intensely irritant, disagreeable, suffocating odor. It is heavier than air, soluble in about one-half its volume of water. Many compounds containing c. are known. Symbol Cl. Atomic weight 35.46. Free c. is available as c. water, as chlorinated lime, and in the form of a solution of hypochlorites. List of poisons and their antidotes, see in *appendix*, page 0000. c. **water**. A saturated solution of chlorin in water. [Gr., *chloros*, green.]

chlorinated (klor'in-a-ted). Also written *chlorated*. Containing or combined with chlorin.

chlorite (klo'rit). A salt of chlorous acid. **chloromethane** (klor-meth'ân). 1. A substitution compound of methane and chlorin. 2. Monochloromethane, $Cl.CH_3$, a gas formed by treating methane with chlorin.

chlor methyl (klor-meth'il). A univalent radicle, $Cl.CH_2$.

chloro-. Comb. form of Gr., *chloros*, green, used in compound words to signify of a green color, also as the stem of chlorin in compound words.

chloro-acetate (klo-ro-as'et-ât). A salt of chloracetic acid.

chlorobrom. A hypnotic solution of chloralimid and potassium bromid in water.

chlorodyne (klo'ro-din). Apparently a contraction for *chloroform anodyne*. An English proprietary anodyne preparation said to consist of morphin, chloroform, cannabis indica, hydrocyanic acid, and one or more volatile flavoring and carminative principles, together with syrup or molasses.

chloroform (klo'ro-form). Syn.: *trichloromethane*; *trichlorid of methyl*. C_3HCl_3 , a clear, colorless liquid of peculiar pleasant odor and sweetish burning taste. Almost insoluble in water; soluble in alcohol and ether. Boiling point $61.5^\circ C$. An excellent organic solvent. Specific gravity at $15^\circ C$. varies between 1.485 and 1.500, according to the amount of alcohol it contains. It is widely used as an anesthetic. List of poisons and their antidotes, see in *appendix*, page 938. [Lat., *chloroformum*, U. S. Ph., Br. Ph.]

chlor'ol. A disinfectant and antiseptic solution of corrosive sublimate, sodium chlorid, hydrochloric acid, and copper sulphate.

chlor'olin. An antiseptic solution containing trichlorphenol.

chloronaph'thol. A disinfectant preparation said to contain creosote.

chloropercha (klo-ro-per'chah). A solution of gutta-percha in chloroform; used in dentistry as a waterproof, transparent, and non-conducting medium.

chlorophenylacetamid (klo''ro-fe''nil-as-et-am'id). A substitution compound of phenylacetamid and chlorin in which one or more atoms of the latter replace hydrogen in the former.

chlorophyll (klo''ro-fil). The green coloring matter in the leaves of plants. [Gr., *chloros*, green, + *phyllon*, leaf.]

chloroplas'tid. A granule in which the chlorophyll of plants is contained.

chloropsia (klo-rop'se-ah). Green vision; observed generally in neurasthenic conditions. [Gr., *chloros*, green, + *opsis*, vision.]

chlo'rosarco'ma. Green cancer.

chlorosin (klo''ro-sin). A chlorin compound of albumin.

chlorosis (klo-ro'sis). Green-sickness; a form of anemia observed usually in girls from 12 to 20 years of age. The blood picture is that of secondary anemia, but often no cause whatever can be discovered and therefore it has been regarded as a mild primary anemia. The hemoglobin of the blood is reduced in amount out of proportion to the diminution of the red blood cells. **c. tropicae**. See *ankylostomiasis*. [Gr., *chlorizein*, to be of a pale-green or yellow color.]

chloro'tic. Pertaining to or affected with chlorosis.

chlorous (klo'rus). Containing or combined with chlorin; usually restricted to compounds which contain chlorin united with oxygen, and combined with less of the latter element than is the case with the chloric compounds. **c. acid**. See under *acid*.

chlorozone (klo''ro-zōn). A substance of unknown chemical constitution formed by passing nascent chlorin mixed with air into a solution of caustic soda; a clear, yellowish liquid of a peculiar odor, acting as a marked disinfectant and bleaching agent.

chlorphenol (klor-fe'nol). 1. A generic term for any of the chloro substitution products of phenol. 2. Monochlorophenol, $\text{ClC}_6\text{H}_4\text{OH}$. An antiseptic; used also as an inhalent in respiratory diseases.

chlorpicrin (klor-pick'rīn). Nitrochloroform, NO_2CCl_3 . A colorless liquid, produced by the action of nitric acid on chloral.

chlorquinone (klor-quin'ōn). A chlorin substitution compound of quinone.

chlortoluene (klor-to'l'u-ēn). A chlorin substitution product of toluene.

chlo'rum. Chlorin. *aqua chlori*. See *chlorin water* under *chlorin*. *vapor chlori*. A preparation made of 2 oz. of chlorinated lime and a sufficiency of cold water, by putting the powder into a suitable apparatus, moistening it with the water, and letting the vapor that arises be inhaled.

chloryl (klo'rīl). A mixture of methyl chlorid and ethyl chlorid, used as a local anesthetic.

choana (ko-ah'nah). Pl. *choanae*. 1. A funnel or any funnel-shaped cavity (the infundibulum of the brain, the orbit, the

pelvis, etc.) 2. In the pl. *choanae* [B. N. A.] see *posterior nares*, under *nares*. [Lat. from Gr., *choale*, funnel, from *chein*, to pour.]

choc'olate. A preparation made by grinding the roasted seeds of cacao, mixing the powder while warm with its own weight of sugar, and, as a rule, flavoring the mass with cinnamon, vanilla, or some other aromatic. Occasionally various amylaceous or mucilaginous substances are added. [Span. fr. Mex., *choco*, cacao + *lall*, water.]

choked. Obstructed, stifled, engorged. **c. disk**. See under *disk*.

chol-, chole-. Combining form of Gr., *chole*, bile; used as a prefix in compound words.

chola (ko'lah). See *bile*. [Gr., *chole*.]
cholagogue (ko'lah-gog). A medicine which produces a flow of bile. [Gr., *chole*, bile, + *agein*, to lead.]

cholangiostomy (ko-lan-je-os'to-me). The formation of a fistula between the biliary passages and the skin of the abdomen. [Gr., *chole*, bile, + *ageion*, vessel, + *stoma*, opening.]

cholangiostomy (ko-lan-je-o'to-me). Incision into a bile duct for the removal of stone. [Gr., *chole*, bile, + *ageion*, vessel, + *temnein*, to cut.]

cholangitis (ko-lan-ji'tis). Inflammation of the bile ducts. [Gr., *chole*, bile, + *ageion*, a vessel, + *itis*, inflammation.]

cholate (ko'le-āt). A salt of cholic acid.
cholecyst (ko'le-sist). The gall-bladder. [Gr., *chole*, bile, + *kystis*, cyst.]

cholecystectasia (kol''e-sis-tek-ta'se-ah). Distention or dilatation of the gall-bladder. [Gr., *chole*, bile, + *kystis*, cyst, + *ektasis*, extension.]

cholecystectomy (ko'le-sis-tek'to-me). Partial or complete removal of the gall-bladder. [Gr., *chole*, bile, + *kystis*, bladder, + *ektome*, excision.]

cholecystenterostomy (ko'le-sist-en-ter-os'to-me). The operation of establishing a communication between the gall-bladder and the intestine for the relief of obstruction of the common bile duct. [Gr., *chole*, bile, + *kystis*, bladder, + *enteron*, bowel, + *stoma*, aperture.]

cholecystitis (ko-le-sis-ti'tis). Inflammation of the gall-bladder. [Gr., *chole*, bile, + *kystis*, bladder, + *itis*, inflammation.]

cholecystorrhaphy (ko-le-sis-tor'ra-fe). Cholecystostomy with subsequent suture of the gall-bladder. [Gr., *chole*, bile, + *kystis*, bladder, + *raphe*, suture.]

cholecystostomy (ko-le-sis-tos'to-me). The operation of making a permanent opening into the gall-bladder through the wall of the abdomen. [Gr., *chole*, bile, + *kystis*, bladder, + *stoma*, aperture.]

cholecystotomy (ko-le-sis-tot'o-me). Incision of the gall-bladder through the abdominal walls for the removal of stone or for drainage. [Gr., *chole*, bile, + *kystis*, bladder, + *temnein*, to cut.]

choledochitis (ko-led-o-ki'tis). Inflammation of the ductus communis choledochus.

choledochus (ko-led'o-kus). Receiving

bile. See *ductus communis* under *ductus*. [Gr., *choledochos*, from *chole*, bile, + *dechesthai*, to receive.]

cholelith (ko'le-lith). A biliary calculus. [Gr., *chole*, bile, + *lithos*, a stone.]

cholelithiasis (kol-e-lith-i'as-is). The presence of a calculus or a concretion of inspissated bile in the gall-bladder or gall-duct. [Gr., *chole*, bile, + *lithiasis*.]

cholelithotomy. Operative removal of a gall-stone. [Gr., *chole*, bile, + *lithos*, stone, + *tome*, incision.]

cholemia (ko-le'me-ah). A condition in which bile or some of its elements have accumulated in the blood, especially icterus gravis. **hematogenous c.** See *hematogenous jaundice*. **hepatogenous c.** See *hepatogenous jaundice*. [Gr., *chole*, bile, + *aima*, blood.]

cholepoiesis (ko-le-poi-e'sis). The process or function of the making of bile. [Gr., *chole*, bile, + *poiesis*, a making.]

cholepyrrhin (ko-le-pir'in). See *bilirubin*.

cholera (kol'er-ah). Any condition characterized by repeated simultaneous purging and vomiting, with painful spasms of the stomach and bowels and occasional cramps of the external muscles. As commonly used, the term means Asiatic c. **algid c.** See *Asiatic c.* **Asiatic c.** An acute infectious disease, indigenous to India, China, or eastern Asia, whence it is sometimes conveyed to other places in the form of destructive epidemics, due to the ingestion of the specific microorganism *Spirillum cholerae asiaticae*, or comma bacillus. The disease is characterized by vomiting and purging, the discharges resembling rice water; by painful cramps; and by the early occurrence of collapse with suppression of urine and a peculiar coldness of the breath. **bilious c.** A form of simple c. (*q. v.*) characterized by purging, vomiting of bile, and spasms of the lower extremities. **chicken c.** A disease affecting chickens, resembling Asiatic c. in its symptoms; according to Hueppe, a variety of septicemia identical with rabbit's septicemia. **c. bacillus.** See *Spirillum cholerae asiaticae*, under *Spirillum*. **c. cells.** Various fungi found in choleraic dejecta. **c. gallinarum.** See *chicken c.* **c. infantum.** An American name for an acute gastro-intestinal disease of infants, characterized by profuse watery diarrhea with vomiting and tending to end speedily in death by collapse. **c. morbus.** Syn. *European c.*, *simple c.* The term in common use for severe purging and vomiting from any cause. **c. nostras.** See *c. morbus*. **c. red.** A reaction consisting of a red or pink color, appearing when 5 drops of pure sulphuric acid are added to a 24-hour culture of the *Spirillum cholerae*. **c. torpida.** Asiatic c. in which muscular weakness is marked. **c. typhoid.** The secondary fever of Asiatic c.; a condition resembling typhus. **European c.** See *c. morbus*. **hog c.** Syn.: *swine plague*. A disease of hogs which first appeared in the United States in 1860. Its symp-

toms are a macular and papular eruption of the skin, high fever, drooping of the ears and head, coughing, with accelerated respiration and dyspnea, and a staggering gait. There is usually constipation, but sometimes diarrhea, with abdominal tenderness, rapid emaciation, and progressive debility. The excrement has a peculiar color and a peculiar, offensive odor. **simple c.** See *c. morbus*. [Gr., *chole*, bile, + *rein*, to flow.]

chol'eric. 1. Abounding in cholera or bile. 2. Easily excited to anger.

cholérine (kól'ér-én). 1. A mild form of cholera, closely resembling Asiatic cholera. 2. Earliest stage of epidemic cholera.

choleroïd (kol'er-oyd). Resembling cholera. [Gr., *cholera*, cholera, + *eidōs*, resemblance.]

cholero-phobia (kol'er-o-fo'be-ah). An exaggerated dread of cholera. [Gr., *cholera*, cholera, + *phobos*, fear.]

cholestearilin (ko-les'te-ar'il-in). A gaseous compound, formed by the action of strong sulphuric acid on cholesterolin.

cholesteatoma (ko-les-te-a-to'mah). Pl, *cholesteatomata*. A form of cystic tumor, containing small hairs and crystals of cholesterolin. It occurs most frequently in the pia mater of the brain and sometimes in the subcutaneous areolar tissue. Under the microscope the contents show a laminated layer of flat, round, or polygonal cells, generally non-nuclear. [Gr., *chole*, bile, + *steatoma*, a sebaceous tumor.]

cholesteremia (kol-es-ter-e'me-ah). A morbid condition attributed to the accumulation of cholesterolin in the blood; hematogenous jaundice. [Gr., *chole*, bile, + *stear*, stiff fat, + *aima*, blood.]

cholesterin (ko-les'ter-in). $C_{27}H_{48}O$, a fatlike substance occurring in the form of square, scaly crystals with notched corners insoluble in water, soluble in alcohol, found regularly in the blood, the brain and nerves, the crystalline lens, and the liver and spleen. It is excreted by liver with bile, forming from 0.1 to 0.2 per cent. of the latter secretion and also forming a large part of gall-stones. [Gr., *chole*, bile, + *stereos*, stiff, solid.]

cholesteritis (ko-les-ter-i'tis). A variety of synchysis attributed to crystals of cholesterolin detached from the crystalline lens and floating in the aqueous or vitreous humor.

choletelin (ko-let'e-lin). A final product in the process of oxidation of bilirubin. [Gr., *chole*, bile, + *telos*, end.]

choletin (ko-let'in). Final product in the process of exudation of bilirubin.

cholic (ko'lick). Of, or pertaining to, bile. [Gr., *chole*, bile.]

cholin (ko'lin). A ptomain present in normal cells as the nitrogenous portion of the lecithin molecule. It is slightly toxic, but by being converted into neurin in the intestinal tract it may cause food intoxication.

cholochrome (ko'lo-krôm). Any biliary pigment.

choluria (ko-lu're-ah). The presence of

- elements of bile in the urine. [Gr., *chole*, bile, + *ouron*, urine.]
- chondral** (kon'dral). Cartilaginous.
- Chondria** (kon'dre-ah). A genus of *Algae*. *C. articulata*. A species furnishing a rich jelly used as a demulcent in pulmonary disease. *C. obtusa*. An edible species found in most seas. It furnishes a gelatin like that of carrageen.
- chondrification** (kon-dri-fi-ka'shon). See *chondrogenesis*. [Gr., *chondros*, cartilage, + Lat., *facere*, to make.]
- chondrigen**, **chondrogen** (kon'dri-jen, kon'dro-jen). The substance present in the hyaline matrix of cartilaginous tissue. [Gr., *chondros*, cartilage, + *gennan*, to engender.]
- chondrin** (kon'drin). A transparent gelatinous substance obtained by boiling cartilage from 12 to 24 hours in water and washing the solution, when cooled, with alcohol. [Gr., *chondros*, cartilage.]
- chondritis** (kon-dri'tis). Inflammation of cartilage. [Gr., *chondros*, cartilage, + *itis*, inflammation.]
- chondro-**. Combining form of Gr., *chondros*, cartilage; used as a prefix in compound words.
- chondroblast** (kon'dro-blast). A cell which forms cartilage. [Gr., *chondros*, cartilage, + *blastos*, sprout.]
- chondroclasts** (kon'dro-klasts). Cells that are supposed to bring about the absorption of cartilage. [Gr., *chondros*, cartilage, + *klastos*, broken to pieces.]
- chon''drocos'tal**. Relating to the ribs and the costal cartilages.
- chondrocra'nium**. The cartilaginous skull before ossification. [Gr., *chondros*, cartilage, + *kranion*, skull.]
- chon''drocyte**. A cartilage cell. [Gr., *chondros*, cartilage, + *kytos*, cell.]
- chondrodynia** (kon-dro-din'e-ah). Pain in a cartilage. [Gr., *chondros*, cartilage, + *odyne*, pain.]
- chondrodystrophia** (kon''dro-dis-tro'fe-ah). A congenital hypoplasia of the skeleton. See *achondroplasia*. *c. fetalis*. A form of *c.* affecting the fetus or infant, characterized by shortness of the extremities, but normal development of the soft parts. This condition often lasts into adult life, causing one variety of dwarf. [Gr., *chondros*, cartilage, + *dys*, ill, + *trophe*, nutrition.]
- chon''drofibro'ma**. A chondroma containing an abundance of vascular connective tissue.
- chondrogen**. See *chondrogen*.
- chondrogenesis** (kon-dro-jen'is-is). Syn.: *cartilagification*. The formation or development of cartilage. [Gr., *chondros*, cartilage, + *genesis*, development.]
- chondroglossus** (kon-dro-glos'sus). See *table of muscles*, under *muscle*.
- chondroitin** (kon-dro'i-tin). $C_{18}H_{37}NO_{14}$, a nitrogenous substance formed by the hydrolysis of chondroitin-sulphuric acid.
- chondroma** (kon-dro'mah). A tumor composed of cartilage. Such a tumor originating in a region where cartilage is not normally present is called *enchondroma*. [Gr., *chondros*, cartilage, + *oma*, tumor.]
- chondromalacia** (kon''dro-mal-a'se-ah). Softness or softening of the cartilages. [Gr., *chondros*, cartilage, + *malakia*, softness.]
- chondromucoid** (kon-dro-mu'koyd). A compound proteid found in all cartilaginous tissue. By mild hydrolysis it is converted into acid albumin, peptones, and chondroitin-sulphuric acid.
- chon''dromyo'ma**. Myoma containing cartilage.
- chon''dromyxo'ma**. See *enchondroma mucosum*.
- chondropharyngeus** (kon''dro-far-in'je-us). See *table of muscles*, under *muscle*.
- chondrophyte** (kon'dro-fit). A fungous outgrowth from a cartilage. [Gr., *chondros*, cartilage, + *phyton*, a growth.]
- chondroproteids** (kon-dro-pro'te-ids). These are glycoproteins, which, upon cleavage, yield chondroitin-sulphuric acid.
- chon''drosarco'ma**. A variety of sarcoma classed by some among the chondromata. Between the nodules of cartilage imbedded in the sarcomatous tissue round and spindle cells are found. It is distinguished from typical chondroma by a progressive formation of cells that constantly differ more and more from normal cartilage cells, gradually showing a transition to the large round cells of a typical sarcoma.
- chondrosin** (kon'dro-sin). A hydrolytic cleavage product of chondroitin, which, upon further hydrolysis, yields a carbohydrate and an organic acid.
- chondrosis** (kon-dro'sis). The formation of cartilage. [Gr., *chondros*, cartilage.]
- chon''droster'nal**. Pertaining to the sternum and the costal cartilages.
- chon''droxiph'oid**. Pertaining to the costal cartilages or the ribs and to the xiphoid process of the sternum.
- Chondrus** (kon'drus). 1. A genus of the *Algae*. 2. Of the U. S. Ph., see *carrageen*. *C. crispus*, *C. mammosus*. Irish moss, found on the European seacoasts, especially on the coast of Ireland. It is also found on the coasts of the United States, and is thrown up in large quantities on the shores of Massachusetts during storms. See *carrageen*. **mucilago chondri** [N. F.]. Represents 3 per cent. of chondros. [Gr., *chondros*, gristle.]
- Chopart's amputation** (sho'parz). Disarticulation at the midtarsal joint, leaving only the astragalus and the calcaneum, with the soft parts of the sole to cover the stump. [*François Chopart*, Paris surgeon, 1743-1795.]
- chorda** (kor'dah). Pl. *chordae*. A collection of fibers, a cord; also a tendon. *c. Achillis*. See *tendo Achillis*, under *tendo*. **chordae acusticae**. See *acoustic striae*, under *stria*. The striae medullares in the brain. **chordae arteriarum umbilicalium**. The lateral ligaments of the bladder. *c. dorsalis*. See *notochord*. *c. ductus arteriosi*. See *ligamentum arteriosum*, under *ligamentum*. *c. ductus venosi*. A slender cord, the remains of the ductus venosus of the fetus, lodged in the fis-

sure of the ductus venosus in the liver. **c. obliqua.** Oblique or round ligament of the elbow joint. **c. spermatica.** The spermatic chord. **c. spinalis.** The spinal cord [B. N. A.]. **chordae tendineae.** Small tendinous cords, which connect the ends of the muscoli papillares of the heart with the segments of the auriculoventricular valves, being attached to the free margins and ventricular surfaces of the latter and serving to bring them into more complete coaptation and prevent inversion during systole. **c. tympani.** A branch from the facial nerve, given off as the latter passes vertically downward at the back of the tympanum, which traverses the cavity of the tympanum and the canalis chordae tympani to join the gustatory nerve. **c. umbilicalis.** See *umbilical cord*, under *cord*. **c. venae umbilicalis.** The round ligament of the liver. **c. vertebralis.** See *spinal cord*, under *cord*. **chordae vocales.** See *vocal bands*, under *band*. [Gr., *korde*, cord.]

chordal (kor'dal). Pertaining to the notochord or to any chorda.

chordee (kor-dé'). Painful erection of the penis occurring in urethritis. In severe cases the penis is bent downward owing to the inelastic condition of the inflamed urethra. [Fr., *cordé*, *cordée*, twisted, from Gr., *chorde*, a cord.]

chorditis (kor-di'tis). Inflammation of a cordlike structure, especially the vocal bands. [Gr., *chorde*, a cord, + *itis*, inflammation.]

chordoma (kor-do'mah). 1. The upper portion of the notochord, when it persists through life. 2. A tumor consisting of notochordal tissue, found chiefly in the intervertebral disks, and consisting of large vesicular cells separated by a homogeneous interstitial substance.

chorea (ko-re'ah). Syn.: *St. Vitus's dance*, *infectious myoclonia*. A subacute disease characterized by irregular jerkings and incoördinate movements in diverse groups of muscles. The disease forms about one-fifth of the nervous diseases of children. The term chorea is often incorrectly applied to spasmodic tic, including mental, habit, hysterical, local, general, and endermic tics. **c. insaniens.** Severe c. in which attacks of mental excitement and even delirium come on for several successive nights. **c. scrip-torium.** Writers' cramp. **c. senilis.** C. in old men. **electric c.** is a name sometimes wrongly given to very violent forms of Sydenham's c. **epidemic c.** A neurosis prevalent in various parts of Europe in the 14th century as a manifestation of intense religious emotion; manifested by an uncontrollable desire to dance. **Huntington's c.** See under *Huntington*. **major c.** C. with violent action of the muscles; not a disease in itself. **maniacal c.** C. insaniens. [Gr., *choreia*, a dance.]

chore'ic. Pertaining to, or of the nature of, chorea.

choreiform (ko-re'if-orm). Resembling

chorea; choreoid. [Gr., *choreia*, chorea, + Lat., *forma*, form.]

cho''rio-angioph'agus. See *acardiacus*.

cho''rio-epithelio'ma malign'um. Syn.: *syncytionoma malignum*, *deciduoma malignum*, *chorioma malignum*. A malignant tumor formed from the cells of the outer layer and inner layer of Langhan's cells, or syncytium, covering the villi. By their erosive and phagocytic properties these cells invade the uterine wall and vagina during and following pregnancy, especially after hydatidiform mole, and may even form metastatic growths in other organs.

chorioma (ko-re-o'mah). A neoplasm or a tumor developed from the chorion.

c. malignum. See *chorio-epithelioma malignum*. [Gr., *chorion* + *oma*, tumor.]

chorion (ko're-on). 1. The external layer of the blastoderm; the outer enveloping membrane of the fecundated ovum, most characteristically developed in the human subject, being observed as soon as the ovum has entered the cavity of the uterus, and persisting through the whole period of gestation. A part of it takes a share in the development of the fetal portion of the placenta, and the remainder constitutes the outermost of the fetal envelopes. **c. glabrum**, **c. laeve.** See *false c.* **c. pellucidum**, **c. primitivum.** See *primitive c.* **c. reticulatum**, **c. reticulosum.** See *shaggy c.* **c. secundarium.** See *secondary c.* **c. verum.** See *secondary c.* **false c.** That portion of the c. which is left bare of villi after the formation of the placenta has begun in the remaining portion. **primitive c.**

1. The rudimentary c.; a membranous product of the epithelial cells of the ovary and the oviduct deposited around the mature and fecundated ovum; a transformation of the vitelline membrane which becomes shaggy soon after its entrance into the uterus. 2. The discus proligerus.

secondary c. The true outer envelope of the embryo, by means of which the ovum is attached to the uterine wall, appearing (in man) in the second week of gestation and consisting of the single layer of basement epithelial cells which constitute the external layer of the blastoderm. **shaggy c.** A term applied to the c. during the period (two months in the human subject) that its entire outer surface (the vitelline membrane) is covered with villus outgrowths. **smooth c.** See *false c.* **spongy c.** The decidua. **truo c.** The external layer of the allantois. **vascular c.** The secondary c. when it has united with the external surface of the allantois and become vascular. [Gr., *chorion*, skin, membrane.]

chorionic (ko-re-on'ik). Relating to the chorion. **c. villi.** See under *villus*.

choroid, **chorioid** (ko'royd, ko'ri-oyd). Resembling the chorion, pertaining to the c. coat of the eye; the middle coat of the posterior portion of the eyeball; so called from its resemblance to the chorion in vascularity. It is a dark-brown, highly vascular tunic lying between the sclera externally and the retina internally, and

- extending from the opening for the entrance of the optic nerve forward to the ciliary body, into which it is insensibly merged. It is connected with the sclera by a loose connective tissue with large meshes more or less filled with pigment. [Gr., *chorioeides*, from *chorion*, skin, membrane, + *eidos*, resemblance.]
- choroidal** (ko-royd'al). Relating to the choroid. **c. fissure**. A cleft in the secondary optic vesicle in the embryo.
- choroiditis, chorioiditis**. Inflammation of the vascular tunic or choroid membrane of the eye. **areolar c.** A form in which the inflammation spreads concentrically from the region of the macula lutea. Other varieties are: central, serous, diffuse, disseminated and myopic. [Choroid + Gr., *itis*, inflammation.]
- choronosologia** (kro-no-so-lo'je-ah). The science of the geographical distribution of diseases or of the endemic diseases of a particular region. [Gr., *chora*, a region, + *nosos*, a disease, + *logos*, understanding.]
- Christison's formula**. A formula for finding the amount of solids per 1000 parts of urine. Multiply the last two figures of the specific gravity by 2.33. [Sir Robert Christison, Scotch physician, 1797-1882.]
- chromaffin system, chromaffin tissue**. The tissue composing the medulla of the adrenal glands. It is characterized by giving a yellow or brown reaction with chromates. Similar tissue is found outside the adrenal glands, along the abdominal aorta and in the sympathetic glands. [Gr., *chroma*, color, + Lat., *affinis*, akin.]
- chromasia** (kro-ma'se-ah). 1. The coloring produced by chromatic aberration in the images made by lenses. 2. A term used to designate the color sense; used chiefly in negative form, as *achromasia*.
- chromat-**. Combining form of Gr., *chroma*, *chromatos*, complexion, color; used in compound words to signify of or pertaining to color.
- chromate** (kro'mat). A salt of chromic acid.
- chromatic** (kro-mat'ik). Pertaining to colors or to chromatin; capable of being stained. [Gr., *chromatikos*.]
- chromatics**. Physics in its relation to colors.
- chromatin** (kro'mat-in). The reticulate material found in the nuclei of cells; so called because it is deeply stained by coloring agents. See *achromatin*. [Gr., *chroma*, color.]
- chromatism** (kro'mat-izm). An abnormal coloration of a tissue, a part, or a secretion.
- chromato-**. Combining form of Gr., *chroma*, color; used in compound words.
- chromatogenous** (kro-mat-oj'en-us). Producing color or pigment. [Gr., *chroma*, color, + *gennan*, to beget.]
- chromatolysis** (kro-mat-ol'is-is). The solution and disappearing of the chromatin of a nucleus or of special particles in the cytoplasm of cells, such as the Nissl bodies of nerve cells. [Gr., *chroma*, color, + *lysis*, loosening.]
- chromatometry** (kro-mat-om'et-re). The art or process of determining the coloring power of a substance. [Gr., *chroma*, color, + *metron*, a measure.]
- chromatophobia** (kro'mat-o-fo'be-ah). Abnormal sensitiveness of the eye to certain colors of the spectrum. [Gr., *chroma*, color, + *phobos*, dread.]
- chromatophore** (kro-mat'o-for). 1. Any pigment-bearing cell, such as those of the rete Malphigii. 2. A colored plastid due to the presence of chlorophyll, found in certain forms of the *Protozoa*. [Gr., *chroma*, color, + *pherein*, to bear.]
- chromatophoroma** (kro-mat'o-fo-ro-mah). A tumor composed of chromatophores.
- chromatopsia** (kro-mat-op'se-ah). Chromatic vision; a condition in which all objects appear to be of a certain color. [Gr., *chroma*, color, + *opsis*, sight.]
- chromatometry** (kro'mat-op-tom'et-re). Measurement of the degree of color perception. [Gr., *chroma*, color, + *metron*, a measure.]
- chromatoscope** (kro'mat-o-skop). An instrument for determining the refractive index of the colored rays of light. [Gr., *chroma*, color, + *skopein*, to examine.]
- chromatosis** (kro-mat-o'sis). A pathological deposit of pigment either in excessive amount or in unusual tissues. [Gr., *chroma*, color.]
- chromic** (kro'mik). Containing chromium. **c. acid**. See under *acid*. [Lat., *chromicus*.]
- chromic catgut**. Sheep's intestine that has been cleansed, sterilized, dried, and then soaked in a watery solution of bi-chromate of potash or chromic acid for from 24 to 48 hours. Thus prepared, the catgut does not disintegrate for several days (10-20) according to the size of the cord and the strength of the chromicizing solution.
- chromidrosis** (kro-mi-dro'sis). Syn.: *ephidrosis tinctoria*. A condition in which the perspiration is colored. [Gr., *chroma*, color, + *idrosis*, perspiration.]
- chromiferous** (kro-mif'er-us). Containing chromium. [Chromium + Lat., *ferre*, to bear.]
- chromium** (kro'me-um). A metallic element found in various minerals combined with lead or iron. Symbol Cr. Atomic weight 52.1 A very resistant metal, not affected by the atmosphere or by acids. It melts at a higher temperature than platinum. [Gr., *chroma*, color, from the variety of color exhibited by its compounds.]
- chromo-**. Combining form of *chromium*; used as a prefix to signify combinations of chromium or as an abbreviation for *chromato-*.
- chromocyte** (kro'mo-sit). A red blood corpuscle. [Gr., *chroma*, color, + *kytos*, cell.]
- chromocytometer** (kro'mo-si-tom'et-er). An instrument devised by Bizzozero for measuring the amount of hemoglobin pres-

ent in the red blood corpuscles by comparing the tint of a layer of blood on a plain glass with that of a similar layer viewed through colored glass, transmitted light being used. [Gr., *chroma*, color, + *kytos*, a cell, + *metron*, a measure.]

chromocytometry (kro''mo-si-tom'et-re). The process of measuring the hemoglobin or counting the red corpuscles in a specimen of blood.

chromogen (kro'mo-jen). Producing a coloring matter.

chromophage (krom'o-fāj). The mononuclear phagocytes which digest the normal pigments of the hair, causing the white hair of old age.

chromophil (kro'mo-fil). Any easily stainable cell, structure, or tissue; also used as an adjective. **c. substance**. The name given to the chromatin or stainable granules and masses (Nissl's granules) occurring in nerve cells. **c. tissue**. See *chromaffin tissue under tissue*. [Gr., *chroma*, color, + *philein*, to love.]

chromophilous, chromatophilous (kromofil-us, kro-ma-tofil-us). Capable of being stained; said especially of the cell nucleus as in tissues prepared and stained for microscopic study.

chromophore (kro'mo-for). A color-carrying radicle in chemical compounds.

chromophoric (kro-mo-for'ik). Bearing color when the pigment is a component part of the cell, as with certain bacteria. [Gr., *chroma*, color, + *pherein*, to bear.]

chromophytosis (kro''mo-fi-to'sis). Pigmentation of the skin due to a vegetable parasite. Another name for *tinea versicolor*. [Gr., *chroma*, color, + *phyton*, plant.]

chromoptometer (kro-mop-tom'et-er). Of A. Weber, a contrivance for testing the acuity of the sense of color. [Gr., *chroma*, color, + *optein*, to see, + *metron*, a measure.]

chromosomes (kro'mo-sōms). The V-shaped filaments into which the skein of chromatin in the nucleus breaks up during the process of mitotic division. The number of chromosomes is constant for each animal. In the human species, it is 47 in each cell for males and 48 for females. [Gr., *chroma*, color, + *soma*, body.]

chromosote (kro'mo-sōt). A disinfectant said to consist chiefly of sodium sulphate and sulphite.

chronic (kron'ik). Lingering, of long duration; lasting a long time, in opposition to acute. [Gr., *chronos*, duration.]

chronicity (kron-is'it-e). The state or condition of being chronic.

chronograph (kron'o-graf). An instrument for registering minute periods of time in physiological experiments. [Gr., *chronos*, time, + *graphein*, to write.]

chronoscope (kron'o-skōp). See *chronograph*. [Gr., *chronos*, time, + *skopein*, to examine.]

chronotaxis (kron-o-tacks'is). A directive influence or movement, a tropism, due to some influence dependent on chemical affinity, as, for example, in the direction of growth of a regenerating nerve.

chronothermal (kron-o-ther'mal). Pertaining to changes of the bodily temperature considered in their relations to health and disease. [Gr., *chronos*, time, + *therme*, heat.]

chronotropic (kron-o-trop'ik). Affecting time or speed, especially the rate of contraction. **c. nerve-fibers**. Nerve-fibers going to the heart in the inhibitory and accelerator nerves and supposed to regulate the rate of contraction. [Gr., *chronos*, time, + *trepein*, to turn.]

chryso-, chryso-. Combining form of Gr., *chrysos*, gold; used as a prefix chiefly in chemical terms.

chrysalis (kris'a-lis). An insect in the second (caterpillar) stage of its development. [Gr., *chrysalis*, from *chryseos*, golden.]

chrysanilin (kris-an'il-in). Syn.: *diamidophenylaminidin*. A yellow coloring matter derived from anilin.

Chrysanthemum (kris-an'the-mum). A genus of composite plants. **C. parthenium**. Feverfew; a plant common in Europe and the southern United States. The herbs and flowers have been used for a variety of conditions. [Gr., *chryseos*, golden, + *antheon*, a flower.]

chrysarobin (kris-ar-o'bin). A crystalline powder, erroneously called chrysofanic acid, $C_{33}H_{22}O_7$, obtained from Goa powder. It is a gastro-intestinal irritant and is used externally in the form of an ointment in skin diseases, being often employed in psoriasis and chronic eczema. [U. S. Ph., Br. Ph.] **unguentum chrysarobini**. An ointment containing 5 per cent. of **c.** [Gr., *chryseos*, golden + *arabos*, the bark of a tropical tree.]

chrysoidin (kri-so'id-in). 1. A yellow substance, $C_7H_{12}O_4$, said to exist in asparagus berries. 2. An orange-yellow dyestuff, $C_{12}H_{16}N_4Cl$ = $C_6H_6N - N.C_6H_5(NH_2)_2 - HCl$, a disinfectant.

Chrysonyia macellarla (kris-o-mi-e'ah mas-el-a're-ah). Syn.: *screw-worm*. A fly belonging to the *Diptera* and to the family *Muscidae*, whose larvae invade wounds and even penetrate the frontal sinuses in man.

chrysophan, chrysophanin (kris'o-fan, kris-of'an-in). A glucosid obtained from rhubarb and senna.

chrysopicrin (kris-o-pick'rin). A yellow acid extracted from *Parmelia parietina*; identical with vulpic acid. [Gr., *chrysos*, gold, + *pikros*, bitter.]

Chrysops (kris'ops). The golden-eyed fly; a genus of insects of the order *Diptera* and the family *Tabanidae*. There are many species in Africa and India, and *C. dimidiatus* or the *mango-fly* may be the intermediate host of the *Filaria loa*. **C. ceutiens**. A species which attacks man and the larger animals in the region of the eyes, inflicting painful bites. [Gr., *chrysos*, gold, + *ops*, eye.]

Chrysopsis (kri-sop'sis). A genus of North American composite herbs. **C. graminifolia**. Fever grass used in the southern United States as a poultice in sprains. [Gr., *chrysos*, gold, + *opsis*, appearance.]

chrysoresin, chrysoresin (kri-so-re'-tin). A yellow coloring matter obtained from senna; according to Martius, the same as chrysoresin. [Gr., *chrysores*, gold, + *resin*, resin.]

chrysoresin. A name formerly applied to a mixture of ergotoxin and the inert ergochrysin obtained from ergot. [Gr., *chrysores*, gold, + *toxikon*, poison.]

chur'rus. A resin obtained from the leaves, stem, and flowers of *Cannabis sativa*; used as a narcotic and antispasmodic. See *haschisch*.

Chvostek's sign. Twitching of the facial muscles about the corners of the face and the eyes on striking gently below the zygoma or on the malar bone, observed in tetany.

chylangioma (ki-lan-je-o'mah). A tumor composed of dilated lymphatic vessels filled with chyle. [Gr., *chylos*, chyle, + *angioma*.]

chyle (kil). The liquid found in the lymphatics (lacteals) of the small intestine during digestion, being the lymph of the intestine mixed with the granules of emulsified fat; a milky, alkaline liquid. **granular** (or **molecular**) **base of c.** Of Gulliver, the minute fatty particles in c. which give it a milky appearance. [Gr., *chylos*, juice.]

chylifacient (ki-li-fa'se-ent). That which forms chyle. [Gr., *chylos*, juice, + *Lat.*, *facere*, to make.]

chylification, chylification (ki-le-fak'-shun, ki-le-fi-ka'shun). See *chylopoiesis*.

chylify (ki'le-fi). To convert into chyle.

chylo-. Combining form of Gr., *chylos*, chyle; used as a prefix in compound words.

chylocele (ki'lo-sel). An effusion of chyle into the tunica vaginalis. **c. parasitica**. C. due to obstruction of the large lymph vessels of the inguinal region by the adult organisms of *Filaria sanguinis hominis*. [Gr., *chylos*, chyle, + *kele*, tumor.]

chylology (ki-lol'o-je). The physiology of chyle. [Gr., *chylos*, chyle, + *logos*, understanding.]

chylopoiesis, chylopoiesis (ki-lo-poi-e'sis, ki-lo-po-e'sis). The process of the formation of chyle. [Gr., *chylos*, chyle, + *poiesis*, production.]

chylorrhoea (ki-lor-re'ah). 1. An unnatural flow of chyle, as from a wound. 2. Diarrhea characterized by evacuations of a mucous or mucoid material, which resembles chyle. [Gr., *chylos*, juice, + *rein*, to flow.]

chylolysis (ki-lo'sis). The formation of chyle.

chylous (ki'lus). Pertaining to, of the nature of, resembling, or impregnated with, chyle.

chyluria (ki-lu're-ah). A condition in which the urine is chylous or milky. **parasitic c.**, **tropical c.** A disease due to the presence of *Filaria sanguinis hominis* in the blood. [Gr., *chylos*, juice, chyle, + *ouron*, urine.]

chyme (kim). A thick grayish or brownish liquid, consisting of the partly digested food as it is discharged from the stomach into the intestine. [Gr., *chymos*,

a juice flowing spontaneously, as distinguished from *chylos*, a juice obtained by expression.]

chymification (ki-mi-fi-ka'shun). See *chymosis*.

chymosepsis (ki-mo-sep'sis). Putrefaction of the chyme. [Gr., *chymos*, chyme, + *sepsis*, putrefaction.]

chymosin (ki'mo-sin). Syn.: *rennin*. The enzyme which has the property of precipitating casein from milk.

chymosis (ki-mo'sis). The formation of chyme. [Gr., *chymosis*.]

chymous (ki'mus). Pertaining to, consisting of, or resembling chyme.

chymus (ki'mus). 1. Chyme. 2. Of the ancients, any vegetable or animal juice, especially, in the case of plants, one that flowed spontaneously, as distinguished from one obtained by expression. [Gr., *chymos*.]

cibarian (sib-a're-an). Pertaining to food, also to the organs of mastication and deglutition. [Lat., *cibus*, food.]

cibophobia (si-bo-fo'be-ah). Loathing of food. [Lat., *cibus*, food, + Gr., *phobos*, fear.]

cicatricial (sik-a-trish'e-al). Pertaining to, resembling, forming, or produced by, a cicatrix or cicatrization.

cicatricine (sic-at'ris-en). A mixture of thiosinamin and antipyrin.

cicatricula (sik-at-rik'u-lah). The germinating point in the embryo of a seed or in the yolk of a fecundated ovum, called the "tread" from its resemblance to a scar. See *archiblast*. [Lat., dim. of *cicatrix*, scar.]

cicatrix (sik-ä'triks, sik'a-triks). A scar; the new tissue formed in the healing of an injury involving a solution of continuity of a soft part. (In scientific use it takes the place of cicatrice.) [Lat., *cicatrix*, a scar.]

cicatrization (sik'a-tri-za'shon). The formation of a cicatrix in the healing of a wound.

cicuta (si-ku'tah). 1. A name applied to various umbelliferous plants of the genera *C.*, *Conium*, and *Ethusa*. 2. A genus of umbelliferous plants. **C. fetida**. Stinking hemlock; possibly *Conium maculatum*. **C. maculata**. Musquash root, spotted cowbane; a species common throughout the United States and Canada. In medicinal properties it resembles *C. virosa* and *Conium maculatum*. **C. virosa**. The cowbane; an umbelliferous, poisonous species growing in northern Europe. It contains cicutoxin and is extremely poisonous to man and beast. It is never used internally, but has been employed externally in rheumatism. **C. vulgaris**. The *Conium maculatum* of Linnaeus. [Lat.]

cicutin (si-ku'tin). 1. See *conium*. 2. A volatile alkaloid said to have been obtained from *Cicuta virosa*.

cicutoxin (si-ku-tocks'in). A very poisonous substance obtained by Böhm from *Cicuta virosa*. It produces convulsions, general paralysis and death, the action closely resembling that of picrotoxin. [Cicuta + Gr., *toxikon*, an arrow-poison.]

-cide. A suffix from the Fr., *cide*, from Lat., *cida*, cutter, killer, slayer; used in compound words as in *germicide*, to denote killing.

cilia (sil'e-ah). 1. The eyelashes, also the free margins of the eyelids. 2. Vibratile, hairlike projections from the free surface of certain epithelial cells, especially in the ductus deferens, the oviduct, and parts of the respiratory system. **inverted c.** A condition in which the eyelashes or the free margins of the lids are turned in upon the eyeball so as to irritate it. [Lat., *cilium*, *cilia*, fr. Gr., *kyla*, eyelids.]

ciliaris (si-li-ar'is). See *table of muscles*, under *muscle*.

ciliary (sil'e-ar-e). Relating to or possessing cilia; hairlike or pertaining to a hairlike structure; pertaining to the free border of the eyelid. See *tables of nerves* and of *muscles*. [Lat., *ciliaris*.]

Ciliata (sil'e-a'tah). A phylum of Protozoa of the division *Stereokaryota* with cilia.

ciliate (sil'e-ät). A term used in descriptive bacteriology to describe the fine hairlike edge of certain colonies.

ciliated (sil'e-ät-ed). Possessing cilia; bristly, furnished with bristles or small bristlelike feathers; fringed. [Lat., *ciliatus*.]

ciliation (sil'e-a'shun). The condition of being provided with cilia.

cil'iospi'nal. Relating to the center in the lower cervical cord which controls the dilatation of the pupil.

cilium (sil'e-um). An eyelash. Generally used in the pl., *cilia*. [Lat., *cilium*, eyelash, from Gr., *kyla*, eyelids.]

ciliosis (sil-lo'sis). A spasmodic affection in which the eyelids are in a constant state of tremor.

Cimex (si'mecks). Syn.: *Clinocoris*. A genus of insects of the order *Hemiptera* and the family *Cimicidae*, which infests beds, furniture, and walls, where the female lays her eggs. It sucks blood from human beings. The common name is the *bedbug*. **C. lectularius**. The universal bedbug, brownish in color and having a proboscis with cutting stylets up which the blood runs into the mouth. They may convey the *Spirochaeta Obermeiri*, the germ of relapsing fever. **C. rotundatus**. The bedbug of India, said to convey the *Leishmania Donovanii*, the germ of kala-azar. [Lat., "bug."]]

Cimicifuga (sim-is-if'u-gah). 1. A genus of ranunculaceous plants. 2. Of the U. S. Ph., the rhizome and rootlets of *C. racemosa*. **C. racemosa**, **C. ser-pentaria**. A species found in the United States and Canada. The root [U. S. Ph.], cimicifugae rhizoma [Br. Ph.], has been used in various diseases, but is now employed chiefly in the treatment of rheumatism and chorea in the form of the official tincture, the fluidextract, or the extract. [Lat., *cimex*, bug, + *fuga*, flight.]

cimicifugin (sim-is-if'u-gin). Syn.: *macrocin*. A resinoid obtained from cimicifuga.

cina (si'nah). 1. *Artemisia santonica* and

other varieties of *Artemisia*, the unexpanded flower heads of which (wormseed, santonica) are used as an anthelmintic.

2. *Smilax china*.

cinchamidin (sin-kam'id-in). An alkaloid, $C_{19}H_{21}N_2O$ (or $C_{20}H_{23}N_2O$), found in the mother liquor from which cinchonidin has been extracted.

Cinchona (sin-ko'nah). 1. A genus of rubaceous trees yielding peruvian bark. 2. In the U. S. Ph. the bark of any one of several species of c. containing at least 4 per cent. of ether-soluble alkaloids.

cinchonae cortex. c. bark; a term embracing the yellow, red, and pale c. barks.

c. rubra. The U. S. Ph. recognizes the bark of *C. succinbra* under this special heading. It is required to contain 5 per cent. of anhydrous c. alkaloids [U. S. Ph.].

cinchonae rubra cortex. Red c. bark, obtained from cultivated plants of *C. succinbra* [Br. Ph.].

extract of c., extractum cinchonae [U. S. Ph.], **extractum cinchonae calisayae.** An extract made by exhausting yellow c. with a mixture of alcohol and water.

extractum cinchonae fluidum. Fluid-extract of c. [U. S. Ph.].

extractum cinchonae liquidum. Liquid extract of c. containing 5 per cent. of the alkaloids of red c. in a solution of alcohol, water, and glycerin [Br. Ph.].

infusion cinchonae [U. S. Ph., 1890], **infusion cinchonae acidum** [Br. Ph.]. Infusion of c. The Br. Ph. directs 5 per cent. of red c. and water acidulated with aromatic sulphuric acid.

pale c. bark. The brownish or grayish barks derived from the younger branches and twigs of various species of c. **tinctura cinchonae.**

A 20 per cent. tincture of *C. calisaya* [U. S. Ph.] or of red c. [Br. Ph.].

tinctura cinchonae composita. Huxham's tincture; made by macerating red c., bitter orange peel, and serpentaria in a menstruum composed of glycerin, alcohol, and water [U. S. Ph.].

The Br. Ph. preparation is made by diluting the simple tincture of cinchona, flavoring with orange and serpentaria, and coloring with saffron [U. S. Ph., Br. Ph.].

[Span., from the Countess of Cinchon (in Peru), to whom the remedy was administered in 1638.]

cinchonaceous (sin-kon-a'se-us). Typified by the genus *Cinchona*.

cinchonamin (sin-kon-am'in). An alkaloid, $C_{19}H_{21}N_2O$ (or $C_{20}H_{23}N_2O$), obtained from the bark of *Remijia purdieana*; said to be toxic.

cinchonetin (sin-ko-net'in). A substance obtained by the action of iron peroxid on cinchonin sulphate.

cinchonidin (sin-kon'id-in). An amorphous alkaloid, $C_{19}H_{22}N_2O$, isomeric with cinchonin and cinchonidin and formed from either of these substances by heating.

cinchonidin (sin-kon'id-in). An alkaloid, $C_{19}H_{22}N_2O$, obtained from cinchona, especially from the cultivated East Indian varieties; isomeric with cinchonin and bearing the same relation to the latter

that quinidin does to quinin. **c. sulphate.** A compound of c. and sulphuric acid. The ordinary sulphate of c.—basic c. sulphate, *c. monosulphate*, $(C_{19}H_{22}N_2O)_2H_2SO_4$ —occurs, combined with 3 molecules of water of crystallization as hard prismatic crystals [U. S. Ph.]. Its action resembles that of quinin somewhat, but it is much less effective against the malarial fever organism.

cinchonin (sin'kon-in). An alkaloid, $C_{19}H_{22}N_2O$, isomeric with cinchonidin, occurring in various cinchona barks, especially in the pale cinchona. Its salts are employed like those of quinin, but are slower and less certain in action. [Of the U. S. Ph., 1890.] **c. sulphate.** Ordinary (or neutral, or basic) c. sulphate, the c. sulphate of the pharmacopeias, $(C_{19}H_{22}N_2O)_2 \cdot H_2SO_4 + 2H_2O$, formed by neutralizing a dilute sulphuric acid with c. [U. S. Ph.]. **c. sulphoidate.** See *antiseptol*.

cinchonism (sin'kon-ism). Poisoning with cinchona or one of its constituents (usually quinin).

cinematograph. See *kinematograph*.

cinene (si'nēn). Syn.: (*d+l*) *limonene*. A liquid, $C_{10}H_{16}$, present in the oil of wormseed; a terpene.

cincol (sin'e-ol). A liquid, $C_{10}H_{18}O$, identical with cajeputol and eucalyptol, found in different volatile oils.

Cineraria (sin-er-a're-ah). 1. A genus of the order of the *Compositae*, closely allied to *Senecio*. 2. *Senecio palmensis*. **C. maritima.** Ragwort. The claim is made without sufficient evidence that the juice is useful in the treatment of cataract.

cinera'tion. See *incineration*.

cinerea (sin-e're-a). The gray matter of the nervous system. [Fem. of Lat., *cinereus*, ashy.]

cinnabar (sin'nah-bar). Red sulphid of mercury, HgS; used as a pigment.

cinnamic (sin-nam'ik). Pertaining to, or derived from, cinnamon. **c. acid.** See under *acid*. **c. alcohol.** A monohydric alcohol, $C_6H_5 \cdot CH : CH \cdot CH_2 \cdot OH$, obtained by heating styracin with a caustic alkali. **c. aldehyd.** A colorless oil, $C_6H_5 \cdot CH : CH \cdot CHO$, forming the essential ingredient of oil of cinnamon and obtained by the oxidation of c. alcohol. **c. ether.** A cinnamate, especially of ethyl.

Cinnamo'mum. 1. A genus of lauraceous plants. 2. Cinnamon. **agua cinnamomi.** A preparation made by percolating a mixture of 2 parts of oil of c. and a sufficient quantity of water to produce 1,000 parts [U. S. Ph.]; by distilling 2 gallons (imperial) of c. water from 1 lb. of bruised Ceylon c. [Br. Ph.]. **cinnamomi cortex.** The bark of Ceylon cinnamon [Br. Ph.]. **C. kiamis.** A tree found in Java. **C. saigonicum.** The bark of an undetermined species of cinnamon [U. S. Ph.]. **C. zeylanicum.** A species indigenous to Ceylon and also, it is said, to the Malabar coast, and cultivated in various places in the East and

in South America. Its bark is one of the chief sources of the cinnamon of the U. S. and other pharmacopeias. It possesses a more delicate flavor than that of Saigon cinnamon. **oleum cinnamomi.** Oil of cassia. The volatile oil obtained from cassia cinnamon [U. S. Ph.]. **pulvis cinnamomi compositus.** See *pulvis aromaticus*. **spiritus cinnamomi.** A preparation containing 10 per cent. of oil of cinnamon in alcohol. **syrupus cinnamomi.** [U. S. Ph.] A syrup made by digesting Chinese cinnamon with aqua cinnamomi spirituousa and adding sugar to the strained liquid. **tinctura cinnamomi.** Tincture of Saigon cinnamon; 10 parts of cinnamon and sufficient alcohol and water to make 100 parts [U. S. Ph.]; or 20 per cent. of Ceylon cinnamon [Br. Ph.]. [Gr., *kinnamomon*.]

cinnamon (sin'am-on). The inner bark of various species of *Cinnamomum*, especially of *Cinnamomum zeylanicum* and *Cinnamomum cassia*. **black c.** *Pimenta acris*. **Ceylon c.** *Cinnamomum zeylanicum*; also its inner bark. **China c.** **Chinese c.** The bark of the shoots of one or more undetermined species of *Cinnamomum*. [Heb., *quinnamon*.]

cinnamyleugenol (sin''nam-il-u'je-nol). A crystalline antiseptic, used subcutaneously in place of eugenol.

ciöse (si'ös). A dry soluble product of beef containing 83 to 85 per cent. of protein.

circinate (sir'sin-ät). Round, ring-shaped (said of the arrangement of cutaneous lesions). [Lat., *circinatus*, from Gr., *kirkos*, circle.]

circle (ser'kl). 1. A continuous curved line in the shape of a ring, every point of which is equidistant from a common center. For mathematical purposes, a c. is supposed to be divided into 360 equal parts (degrees). 2. Any curved line, structure, or appliance more or less resembling a c. (1st def.). 3. A series of similar or related objects, events, etc., so connected as to maintain a common action or produce a common result. 4. See *circuit*. **c. of sensation, c. of sensibility.** A circular or oval area of the skin within the limits of which two tactile impressions are referred to the same point. **c. of Willis.** A roughly circular channel of communication between the arteries of the base of the brain, formed by the anterior, middle, and posterior cerebral and the anterior and posterior communicating arteries. **color c.** An instrument for testing color blindness adapted to Holmgren's method. **diffusion c.** See under *diffusion*. **dispersion c.** See under *dispersion*. **galvanic c.** A galvanic circuit. **polar c.** A more or less decided circular groove on the surface of a cell during karyokinesis, indicating the termination of the striae of the antipodal cone. **voltaic c.** A galvanic circuit. [B. N. A., *circulus*.] [Gr., *kirkos*, *kyklos*, circle.]

circuit (sir'kit). 1. The act of moving around continuously in a more or less

circular course. 2. The course taken in such a motion. Of an electrical current, the chain of objects through which it passes. If the course is continuous it is a *closed c.*; if incomplete it is an *interrupted c.*, *open* or *broken*. **short-c.** To short-c. is to make the path of the electrical current shorter than originally intended. [Lat., *circuire*, to go around.]

circular (sir'ku-lar). 1. Having the form of a circle. 2. Characterized by alternations of depression and excitement. [Lat., *circularis*.]

circulating proteins. The name given by Voit to that portion of the protein absorbed during digestion which is not constructed into tissue, but remains in the circulating liquids of the body.

circulation (sir-ku-la'shun). 1. Continuous motion, as of air; especially such motion in a definite circuit. 2. The motion of the blood through the vessels of the animal body (from the left ventricle of the heart through the arteries, capillaries, and veins, to the right auricle, thence to the right ventricle, and from there through the pulmonary vessels, to the left auricle and then the left ventricle again). 3. The transit of blood through the vessels of any single tissue, region, or organ of the body (see *subheadings*). 4. The movements in or through organic bodies of fluids or substances other than blood—e. g., the contents of the stomach, or the non-excrementitious elements of bile. **adult c.** The c. (2d def.) which is established after birth, succeeding to the fetal c. **allantoic c.**, **allantoid c.** The c. (2d def.) through the vessels of the allantois. **arterial c.** The c. (2d def.) through the arteries. **artificial c.** The c. (2d def.) maintained artificially in cases of sudden impairment of the heart's action, as by placing the person in the recumbent posture, rubbing the limbs, etc. **capillary c.** The c. (2d def.) through the capillary vessels. The rate of this movement is variable, and not always in proportion to the number or force of the heart beats. **cardiacopulmonary c.** The adult c. **c. of the blood.** See c. (2d def.). **c. of protoplasm.** 1. The movement, in a steady current from place to place within the cell, of the granules imbedded in the threads of protoplasm. 2. The rotation of protoplasm. **collateral c.**, **compensatory c.** The c. of blood through vessels which, being ordinarily small and of comparatively little importance, become enlarged to compensate for the complete or partial closure of the main vessels of a part, with which they communicate on both the proximal and the distal side of the obstruction. **derivative c.** A c. of the blood of certain parts (such as the nose, the ears, the fingers, the intestine, the parotid gland, the liver, etc.) from the arteries to the veins by means of small communicating vessels that are larger than capillaries. **fetal c.** The circulation in the fetus and the umbilical cord and placenta. **greater c.** See *systemic c.* **lacunar c.**

A c. of blood or of a nutrient fluid through vessels whose continuity is interrupted by cavities in which, in many instances, organs are situated. **lesser c.** See *pulmonary c.* **nutrient c.** The c. of blood in an organ for the purpose of nourishing the organ, as distinguished from the c. of blood in the same organ to be subjected to the physiological action of the organ. **parietal compensatory c.** The venous compensatory c. observed in the abdominal parietes in cases of obstruction to the hepatic. **placental c.**, **placetary c.** The c. (2d def.) of the fetal blood through the umbilical arteries, the capillaries of the villi, and, in the reverse direction, the fetal veins, on the one hand; on the other hand, the c. of the maternal blood through the uterine arteries, the intervillous lacunae, the uteroplacental sinuses, and back into the uterine veins. **portal c.** The c. through the portal vein and its capillaries. **primary c.**, **primitive c.** See *vitelline c.* **pulmonary c.**, **pulmonic c.** The c. of blood through the pulmonary vessels from the right ventricle to the lungs and back to the left auricle. **return c.** The backward motion of the blood to the heart in the systemic c. **second c.** See *fetal c.* **systemic c.** The c. of blood through the entire body except the lungs. **third c.** See *adult c.* **uteroplacental c.** The placental c. (*q. v.*) and that of the maternal blood in the uterine sinuses, considered as a whole. **venous c.** The c. of blood through the veins. **vitelline c.** The c. of blood through the vessels ramifying upon the surface of the vitelline sac. [Lat., *circulatio*.]

circulatory. Relating to the circulation.

circulus (sir'ku-lus). An object or structure of a circular form. **c. arteriosus Halleri.** A vascular plexus upon the surface of the sclerotic at the point of entrance of the optic nerve, formed by branches of the short ciliary arteries. **c. arteriosus iridis.** An arterial plexus which encircles the outer edge of the iris. **c. arteriosus iridis minor.** A circular arterial plexus in the pupillary region of the iris. **c. arteriosus musculi ciliaris.** A circular arrangement of the arterioles in the center of the ciliary muscle. **c. arteriosus nervi optici.** A circular arterial plexus in the sclera around the entrance of the optic nerve, formed by branches of the short posterior ciliary arteries. **c. arteriosus umbilicalis.** An anastomosis of the arteries of the anterior abdominal wall, the bladder, and the liver, in the form of a circle surrounding the umbilicus. **c. arteriosus Willisii.** See *circle of Willis*, under *circle*. **c. articuli vasculosus.** A circle formed around articular cartilages by blood vessels in the adjoining synovial membrane. **c. gangliosus ciliaris.** A circular nervous plexus in the ciliary muscle. **c. Halleri.** See *c. arteriosus Halleri*, *c. venosus mammae*. **c. major.** See *systemic circulation*. **c. Mascagnii.** A circular arrangement of the small capil

lary branches of the blood vessels in the region of the zonule of Zinn in the fetus. **c. membranaceus**, **c. membranosus**. The hymen. **c. minor**. See *pulmonary circulation*. **c. nervosus foraminis ceci**. A plexus formed by branches of the glossopharyngeal nerve around the external border of the foramen cecum. **c. tonsillaris**. A plexus formed over the tonsil by filaments of the tonsillar branches of the glossopharyngeal nerve. **c. umbilicalis**. See *c. arteriosus umbilicalis*. **c. venosus**. An arrangement of veins more or less in the form of a circle. **c. venosus Halleri**. See *c. venosus mammae*. **c. venosus Hovii**. A ring-like anastomosis of the venae vorticosae in the choroid. **c. venosus ischiadicus**. A venous anastomosis between the vena circumflexa medialis and the vena ischiadica. **c. venosus mammae**. An anastomosis of veins around the nipple. **c. venosus obturatorius**. A venous anastomosis, beneath the obturator muscles, between the vena circumflexa femoris medialis and the obturator vein. **c. venosus trachealis**. A venous anastomosis surrounding the trachea at about the level of the lower border of the thyroid gland. **c. venosus umbilicalis**. A circular venous anastomosis around the navel. [Lat., dim. of *circus*, ring, from Gr., *kuklos*.]

circum-. Combining form of Lat., *circum*, around, round about; used in composition with verbs to form compound nouns and adjectives.

circumcis'ion. The operation of cutting off the end of the prepuce by a circular incision. The term is sometimes made to include the operation of slitting the prepuce so as to enlarge its orifice. [Lat., *circumcisio*, from *circum*, around + *cadere*, to cut.]

circumcorneal (sir-kum-kor'ne-al). Around the cornea. [Lat., *circum*, round, + *cornea*.]

circumduc'tion. The act of sweeping a limb about in such a manner as to cause it to describe a cone with the apex at its articulation with the trunk. [Lat., *circumductio*, from *circum*, around, + *ducere*, to lead.]

circumference (sir-kum'fer-ense). The outline of a more or less circular or spherical figure or body; the distance around it. **anteroposterior c. of the skull**. The c. of a plane touching the nasal point and the opisthion. **frontal c.** The distance, measured on the surface of the skull, between the nasal and coronal sutures. **horizontal c. of the skull**. The c. of the skull where it is cut by a horizontal plane passing through the external occipital protuberance and the upper border of the orbits. **larger c. of the fetal head**. That c. which touches the two extremities of the greatest anteroposterior diameter. **lesser (or obstetrical) c. of the fetal head**. That c. which touches the two extremities of the suboccipitobregmatic diameter. **occipital c.** The distance, measured on the

surface of the skull, between the lambda and the posterior border of the foramen magnum. **transverse c. of the skull**. The c. of a plane passing through a point between the bregma and vertex and the two supra-auricular points. [Lat., *circum*, round, + *ferre*, to bear.]

circumferentia (sir-kum-fer-en'te-ah). See *circumference*. **c. articularis radii**. The portion of the head of the radius which articulates with the ulna. **c. articularis ulnae**. The articular facet on the lower end of the ulna with which the interarticular fibrocartilage and the lower end of the radius articulate.

circumflex (sir'kum-flecks). Winding around. See *table of nerves*, under *nerve*, and *table of arteries*, under *artery*, and *c. vein*, under *vein*. [Lat., *circum*, round, + *flectere*, to bend.]

cir'cumpolariza'tion. Polarization of light in a plane that is made to revolve around the direction of the ray as an axis.

circumvallate (sir-kum-val'lät). Surrounded by a rampart and a moat. **c. papillae**. See under *papilla*. [Lat., *circum*, round, + *vallum*, wall.]

cir'cus. Circular movement.

cirrhosis (sir-ro'sis). 1. A pathological change in various organs, characterized by induration due to hyperplasia of connective tissue and shrinking with atrophy of the parenchyma of the organ. 2. Chronic interstitial inflammation of any organ.

alcoholic c. C. due to the excessive use of alcohol; atrophic c. Contraction of the liver with atrophy in consequence of interstitial hepatitis, frequently found in alcoholics. **biliary c.** C. of the liver involving the tissue around the bile ducts and showing great proliferation of the latter. **c. hepatitis**. See *interstitial hepatitis*, under *hepatitis*. **c. hypertrophica adiposa**. Interstitial hepatitis with fatty degeneration of the hepatic cells. **c. of the kidney**. See *interstitial nephritis*, under *nephritis*. **c. of the liver**. Interstitial hepatitis. **c. of the lung**. Interstitial pneumonia. **c. of the ovary**. Chronic interstitial oöphoritis. **c. of the spleen**. Chronic enlargement and induration of the spleen with thickening of the capsule and of the trabeculae. **c. of the stomach**. Chronic interstitial gastritis. **c. peritonei**. See *peritonitis deformans*, under *peritonitis*. **fatty c.** Interstitial hepatitis with fatty degeneration. **glissonian c.** See *perihepatitis*. **Hanot's c.** Hypertrophic c. **hypertrophic c., hypertrophic c.** A variety of interstitial hepatitis in which the newly formed connective tissue invades the lobule, thus increasing the size of the liver. **irritative c.** Interstitial hepatitis caused by the irritation of some poisonous material, such as alcohol or the poisonous elements of syphilis or malaria, brought to the liver by the hepatic artery or portal vein. **Laennec's c., periportal c.** Atrophic c. of the liver. **obstructive c.** Interstitial hepatitis due to some impediment to the flow of bile or blood from the liver. **pulmonary c.** Interstitial

pneumonia. **renal c.** See *interstitial nephritis*, under *nephritis*. **syphilitic c.** C. due to syphilis. **turbinated c.** A rudimentary condition of the nasal turbinated bodies, due to more or less complete disappearance of the erectile structure in cases of atrophic rhinitis. [Gr., *kirros*, yellowish.]

cirrhotic (sir-ot'ik). Pertaining to, affected with, or of the nature of, cirrhosis.

cirro-. Combining form of Lat., *cirrus*, curly, used in botanical or zoological terms.

cirrus (sir'us). The sexual orifice present in the segment of a tapeworm.

cirsoid (sir'soyd). Resembling a varix; varicose. [Gr., *kirsodes*, from *kirsos*, a varix, + *eidos*, resemblance.]

cirsotomy (sir-sot'om-i). The cutting out of varices. [Gr., *kirsos*, a varix, + *temnein*, to cut.]

Cissampelos (sis-sam'pe-los). A genus of menispermaceous plants. **C. pareira**. False pareira brava; a species found in Brazil, Mexico, and the West Indies. It is tonic, aperient, and diuretic. [Gr., *kissos*, ivy, + *ampelos*, a vine.]

cisterna (sis-ter'nah). A vessel, a receptacle, a cistern; an old term for the fourth ventricle of the brain. **c. chiasmatis**. See *interpuncular space*. **c. chiasmatis et laminae cinereae terminalis**. That portion of the subarachnoid space that is situated between the optic chiasm and the rostrum of the corpus callosum. **c. chyli**. See *receptaculum chyli*. **c. fossae Sylvii**. That portion of the subarachnoid space which lies immediately above the fissure of Sylvius. **c. intercruialis**. The anterior subarachnoid space at the base of the brain. **c. intercruialis profunda**. That portion of the subarachnoid space lying above the space on the base of the brain between the cerebral peduncles. **c. intercruialis superficialis**. That portion of the subarachnoid space which is situated between the pons Varolii and the optic chiasm.

c. laminae cinereae terminalis. A subarachnoid space corresponding to the region of the optic chiasm. **c. lateralis pontis**. A small subarachnoid space lying along the outer edge of the pons Varolii. **c. magna**. That portion of the subarachnoid space immediately above the transverse fissure of the cerebellum. **c. magna cerebellomedullaris**. The large subarachnoid space between the posterior and lower surface of the cerebellum and the medulla oblongata. **c. pontis media**. A small subarachnoid space around the basal sulcus of the pons Varolii. **c. subarachnoidalis**. See *subarachnoid lymph space*. [B. N. A., *cisterna*.] [Lat., *cisterna*, a cistern.]

Cistus. A genus of plants allied to *Helianthemum*. **C. creticus**. The rock rose; indigenous to Crete and other regions of the Mediterranean; one of the chief sources of ladanum. **C. ladaniferus**. The bog, or ladanum gum c.; a species found in Spain, Portugal, southern France, northern Africa, and the Grecian archipelago,

which yields ladanum. **ladanum gum c.** *C. ladaniferus*.

citar (sit'ar). Sodium anhydromethylene citrate ($\text{Na}_2\text{C}_7\text{H}_6\text{O}_7$). A proprietary preparation claimed to be useful for gout and rheumatism.

citr-, citro-. Combining form of Lat., *citrus*, citron; used as a prefix in compound words.

citral (sit'ral). An unsaturated aliphatic aldehyd ($(\text{CH}_3)_2\text{C}:\text{CH}(\text{CH}_2):\text{CH}\text{-CHO}$, present in lemon oil.

citrate (sit'rät). A salt of citric acid.

citrean (sit're-an). Resembling the citron.

cit'ric. Derived from fruits of the genus

Citrus, such as the lemon and the lime.

c. acid. See under *acid*. **syrup of c. acid**. See *syrupus acidi citrici*, under *syrupus* [U. S. Ph.]. [Lat., *citricus*.]

cit'rine. Lemon-colored; as a citrate of glyceryl. **c. ointment**. See *unguentum hydrargyri nitratis*, under *hydrargyrum*.

citromel (sit'ro-mel). A solution of citric acid in honey, slightly diluted with water. [Lat., *citrus*, the lemon tree, + *mel*, honey.]

cit'ron. 1. The ripe fruit of *Citrus medica*. 2. A popular name for candied lemon peel and for candied melon peel. **acid of c.** Citric acid. [Gr., *kitron*, *kitrion*, *kitromelon*.]

Citronella (sit-ron-el'lah). 1. Of Don, a genus of plants of the order *Ullacineae*, corresponding to the genus *Villaresia* of Ruiz and Pavón. 2. Lemon grass, the name of several plants furnishing c. oil, or similar oils (such as those obtained from *Andropogon nardus*, *Andropogon schaeenanthus*. **c. oil**. The essential oil of several species of *Andropogon*. It has an aromatic odor and pungent taste. It is applied to the skin to repel mosquito bites.

cit'ronin. A yellowish coloring matter having the constitution of dinitrodiphenylamin.

Citrus (sit'rus). A genus of aurantiaceous trees having a pulpy fruit with a spongy rind, such as the orange, lemon, lime, citron, shaddock, and other similar fruits. **C. aurantium**. 1. The orange tree. It has the following varieties: *amara*, *dulcis*, and *bergamia*. 2. The sweet orange tree; *C. aurantium*, var. *dulcis*, of Linnaeus; *C. dulcis* of Lamarck. **C. bergamia**. The leaves yield an oil used to adulterate oil of bergamot, and the juice of the fruit constitutes a portion of the commercial concentrated lime juice used in making citric acid. **C. limonium**. The lemon tree. The peel of the fruit is aromatic and yields an oil much used in perfumery. The fruit contains citric acid, and on this account the fresh juice is much used in scurvy. The essential oil of lemon is made from the unripe or green fruit. **C. vulgaris**. The Seville orange. The flowers yield the *essence de n'roli bigarade* and orange flower water. The peel or rind of the fruit (*aurantii amari cortex* [U. S. Ph.], *aurantii cortex* [Br. Ph.]) yields an oil used to flavor

tinctures and elixirs. The ripe fruit is too bitter to eat. Its peel is a tonic, carminative, and stomachic, and is used in the manufacture of essences, etc.

citryl (sit'ril). Oil of lemon.

civet (siv'et). Syn.: *civet cat*. A substance obtained from *Viverra civetta*, the c. cat of the East Indies. It is a semiliquid, unctuous material of a strong, musklike odor, and bitter, unpleasant, fatty taste, which is secreted into a cavity opening between the anus and the external genitals. It contains a volatile oil, fat, and ammonia, and was formerly employed medicinally as a stimulant and antispasmodic; now used only in perfumery. [Lat., *civetta*.]

Cl. The chemical symbol of chlorine.

Cladonia. A genus of lichens. **C. pyxidata**. A species common in woods and hedge banks. It was formerly used in intermittent fevers and in whooping-cough.

Cladorchis Watsoni. An intestinal fluke.

Cladothrix (klad'o-thrix). A genus of the *Schizomycetes*, and of the higher family of bacteria known as the *Chlamydoacteriaceae*, having a clearly visible sheath and the cell threads showing a pseudo-branching. **C. asteroides**. Incorrect name for *Actinomyces asteroides*. **C. Foersteri**. A species of c. forming felted masses in the human lacrimal passages. **C. liquefaciens**. A form found by Gaster in a case of clinically typical actinomycosis. [Gr., *klados*, a branch, + *thrix*, a hair.]

clairvoyance (klâr-voy'âns). The pretended power of being able to discern the nature of cases of sickness, and other things not perceptible to the senses, when in a mesmeric state or trance. [Fr., *clair*, clear, + *voir*, to see.]

clairvoyant (klâr-voy'ont). Possessing, or of the nature of, clairvoyance; as a n., a practitioner of clairvoyance.

clamp. 1. A mechanism for holding a part (such as an artery, the pedicle of a tumor, etc.) fast by pressure. 2. That portion of the obstetrical forceps which grasps the fetal head. 3. In dentistry, an instrument having jaws for grasping the neck of a tooth to retain rubber dams of napkins in place. **hemorrhoidal c.** A forceps with set-screw for holding a hemorrhoid while it is seared with the cautery. [Dan., *klamp*.]

clap. Another name for *gonorrhœa*.

clapotage (klap-o-tahzh'). Splashing of stomach contents on suction.

clar'et. A general term for the light red wines of France and others resembling them. [Lat., *claretum*.]

clar'idat. A solution of lead acetate in which precipitated sulphur is suspended; used for deepening the color of the hair.

clarification. The process of clarifying liquid substances from their impurities. [Lat., *clarus*, clear, + *facere*, to make.]

clarify (klar'if-i). To free from turbidity or from suspended matter.

Clarke's column. A column of nerve cells situated at the inner angle of the base of the posterior gray cornu of the cord. It is mostly limited to the thoracic

region, although traces of it are found in the cervical and lumbar regions. It is found also in the medulla oblongata, and forms the nucleus of the pneumogastric. [Joseph Lockhart Clarke, Eng. physician, 1817-1880.]

Clark's rule. See under *dosage*.

clasis (kla'sis). A fracture. [Gr., *klasis*.]

clasmatocyte (klas-mat'o-sit). A large cell derived from a connective tissue cell or lymphocyte, possibly the source of most cells and plasma cells in inflammation. [Gr., *klasma*, a fragment, + *kytos*, a cell.]

clasp. In dentistry, a piece of spring metal adjusted to three sides of a tooth, with one or both ends free, designed to support partial dentures or other apparatus worn in the mouth.

classical (klas'sik-al). Of, or according to, the best authority; typically characterized. [Lat., *classicus*.]

claudication (klaw-de-ka'shun). Lameness. **intermittent c.** Arterial spasm, causing pain and cramp in the legs and consequent lameness. [Lat., *claudicatio*.]

claustrophobia (klaws-tro-fo'be-ah). A form of mental derangement characterized by fear of closed spaces. [Lat., *claustrum*, a closed space, + Gr., *phobos*, fear.]

claustrum (klaws'trum). A narrow tract of gray cerebral substance which intervenes between the external capsule and the white matter of the island of Reil. **c. gutturis**. The opening of the pharynx. [Lat., *claustrum*, bolt, from *claudere*, to shut.]

clavate (kla'vât). Club-shaped or becoming gradually thicker toward one end. Used in descriptive bacteriology to denote club-shaped. [Lat., *clavatus*, from *clava*, club.]

clavelization (klav-el-i-za'shun). The inoculation of sheep with the virus of sheep pox, pure or attenuated. [Fr., *clavelée*, ovine variola.]

Claviceps (klav'is-eps). A parasitic fungus infesting various plants. **C. purpurea**. Ergot. [Lat., *clava*, club, + *caput*, head.]

clav'icle. The collar bone, articulating with the sternum and the scapula, and serving as an anterior support for the latter. [Lat., *clavicula*, dim. of *clavis*, a key.]

clav'in. A nearly inert mixture of leucin and aspartic acid, isolated from ergot by Vahlen, who supposed it to be the active principle of that drug.

clav'us. 1. A corn. A small circumscribed callus, which, from external pressure, is forced downward as a conical plug. 2. The morbid condition in cereals produced by parasitic fungi; so called because the young grain affected takes the form of a nail or club. **c. cerealis**. See *ergot*. **c. secalinus**, **c. siliginis**. See *ergot*. [Lat., *clavus*, a nail.]

claw-foot. Arching of the foot combined with hyperextension of the proximal and flexion of the other segments of the toes.

The interossei and lumbrical muscles are generally paralyzed.

claw-hand'. Muscular atrophy of the hand and fingers.

clay (klā). A soft, plastic earth, chiefly aluminous in composition, formed by the decomposition of feldspar and other minerals containing alumina.

-cle, -cule. A suffix corresponding to Fr., *-cule* and Lat., *-culus*; a diminutive giving the meaning of smallness, as *corpuscle*.

cleavage (kle'vaj). The splitting up in a direction different to the plane of stratification. In chemistry, the breaking down at definite points in the molecule of a more complex compound into a simpler one. In dentistry, the splitting of the enamel in a definite direction. [Ang.-Sax., *clūfan*, to split, to cleave.]

cleft. A fissure. **anal c.**, **c. of the nates**. The space between the nates [B. N. A., *creva ani*]. **c. of the vulva**. The c. between the labia majora. **hyomandibular c.** The first, or uppermost, of the visceral c's of the embryo. It takes part in the development of the ear and lies between the mandibular and hyoid arches. **maxillo-intermaxillary c.** A fissure between the maxillary and intermaxillary matrices (the frontonasal and maxillary plates) in the fetus. If by arrest of development it persists, it gives rise to cleft palate. **ocular c.** A fissure between the frontonasal process and the superior maxillary plate, leading from the mouth up to the eye in the embryo.

pharyngeal c's. See *visceral c's*. **primitive cerebral c.** In the embryo, a decided sinking of the cerebral roof separating the prosencephalon from the thalamencephalon. **protovertebral c's**. Fissures between the protovertebral segments or somites. **sclerotic c.** A c. in the lower part of the fetal sclerotic, into which a process of the ectoderm projects to form the vitreous. **tympano-eustachian c.** See *hyomandibular c.* **visceral c's**. C's situated between the postoral visceral arches, one on each side, running through the wall of the body from the external surface into the cavity of the pharynx. [Mid. Eng., *clyft*, crevice, chink.]

cleft-palate. A congenital defect of the hard palate, the soft palate, or both, due to the failure of the palate bones to unite in the median line during the process of development.

cleido-epitrochlearis (kli'do-epi-tro-klear'is). See *table of muscles*, under *muscle*.

cleidomastoideus (kli-do-mas-toid'e-us). See *table of muscles*, under *muscle*.

cleido-occipitalis (kli'do-ok-sip-i-tal'is). See *table of muscles*, under *muscle*.

clem'atis. 1. Virgin's bower. The species are well-known climbing plants. [Gr., *klematis*, dim. of *klema*, vine-branch.]

clergyman's sore throat. See *angina follicularis*, under *angina*.

climacteric (kli-mak-ter'ik). A critical stage in human life. According to some, all the years denoted by multiples of seven

were climacterics and $7 \times 9 = 63$, the *grand c.* Used to signify the menopause in the case of women. [Gr., *klimakter*, a round of a ladder.]

climate (kli'mät). The meteorological conditions that generally prevail in a given region of the earth's surface. [Gr., *klima*.]

climatic. Belonging to or connected with peculiarities of climate.

climatology (kli-mat-ol'o-je). The science of climates and of their influence on health. [Gr., *klima*, climate, + *logos*, understanding.]

climax (kli'macks). The highest point, the greatest degree. The stage of greatest intensity. [Gr., *klimax*.]

clinic (klin'ik). 1. Teaching of medical subjects at the bedside or with the presence of patients. 2. The gathering of sick persons at a hospital or dispensary from whom some may be selected for teaching purposes. 3. Said of any such gathering, even if the physician is not a teacher. [Gr., *kline*, a bed.]

clin'ical. 1. Pertaining to, founded on, or illustrated by bedside observation and treatment, or the actual observation and treatment of patients, as distinguished from theoretical considerations and experimental or logical conclusions. 2. Pertaining to a clinic. [Gr., *kline*, a bed.]

clin'ically. In a clinical manner, or from a clinical (as opposed to a theoretical or other) point of view.

clinician (klin-ish'an). One whose observations, inferences, and methods of treatment are based on clinical work—i. e., on experience in the care of living subjects, as distinguished from the study of morbid specimens or the writings of others.

clinoid (kli'noid). Resembling a couch. [Gr., *kline*, bed, + *eidōs*, form.]

clinoscope (klin'oscōp). An instrument, used in ophthalmology, for ascertaining the presence and extent of declination. [Gr., *klinein*, to incline down, + *skopein*, to examine.]

clitoridean (klit-o-ri'de-an). Relating to the clitoris.

clitoridectomy (kli-tor-id-ek'to-me). The operation of removing the clitoris. [Gr., *kleitōris*, clitoris, + *ektēmnōis*, to cut off.]

clitoris (kli'tor-is). A small erectile organ situated in the vulva, near its anterior commissure; the analogue of the penis, which it resembles in being attached by crura to the ischia and in having a prepuce. In all animals the c. is imperforate, except in the *Lemuridae*, in which it is traversed by the urethra. [Gr., *kleitōris*, from *kleio*, to close.]

cloaca (klo-a'kah). 1. A sewer. 2. The common opening of the intestinal and urogenital passages at the caudal extremity of the embryo; in birds, the enlargement at the lower end of the straight gut forming a receptacle for the products of the genito-urinary and digestive systems. **c. congenitalis**. The malformation in which the rectum opens into some part

- of the genito-urinary tract. **urogenital c.** In a pathological sense, a common opening of the vagina and the urethra, due to congenital deficiency or destruction of the urethrovaginal septum. **vesicorectovaginal c.** An abnormal common aperture of the bladder, the vagina, the rectum, due to injury or malformation.
- cloacal** (klo-a'kal). Relating to the cloaca (said also of any aperture or canal which serves to carry off excrementitious matters from an organism).
- clon'ic.** Characterized by recurring contraction and relaxation, as opposed to continuous contraction. [Lat., *clonicus*, from Gr., *klonos*, a violent confused motion.]
- clonism'us.** The period in a severe hysterical attack when there are contortions and grand movements.
- Clonorchis** (klon-or'kis). A member of the class *Trematoda* and the family *Fasciolidae*, being hermaphrodite fluke-worms. **C. endemicus** and **C. sinensis**. Syn.: *Distoma japonicum* and *Distoma sinense*. Two species which invade the bile-ducts of man in China and Japan.
- clonordino'sis.** Invasion of the bile-ducts by *Clonorchis endemicus* or *Clonorchis sinensis*.
- clonospasm** (klon'o-spazm). Clonic spasm. [Gr., *klonos*, a violent confused motion, + *spasmos*, spasm.]
- clonus** (klo'nus). A sudden, jerky muscular contraction, also a succession of such contractions. **ankle c.** A phenomenon consisting of a number of rhythmical contractions of the muscles of the calf of the leg when the foot is suddenly flexed by pressure on the sole, the leg being extended; most marked in cerebral or cord affections. **cathodal closure c.** A clonic contraction taking place under the cathode on closure of a galvanic circuit. **cathodal opening c.** A clonic contraction taking place under the cathode upon opening the galvanic circuit. **knee c.** See *patellar reflex*, under *reflex*.
- wrist c.** A convulsive motion of the wrist joint. It may be induced in the late rigidity of hemiplegia by pressing the hand backward and securing extreme extension at the wrist. [Gr., *klonos*, a violent, confused motion.]
- Clostridium** (klos-trid'e-um). An anaërobic, spore-forming bacillus, found in earth of plants which fixes the nitrogen for the plants. **C. americanum**. A species of same. **C. polymyxa**. See *Bacillus polymyxa*.
- closure.** The act of closing (an opening), of completing (an electrical circuit). **anodal c.** See under *anodal*. **cathodal c.** The closure of a galvanic circuit with the cathode placed in relation to a part desired to be affected, such as a muscle or nerve.
- clot.** A jellylike mass formed by coagulation, especially of blood. To coagulate. [Old Eng., *clott*.]
- clove.** 1. The unexpanded and dried flower bud of *Eugenia aromatica*; a strong aromatic stimulant, chiefly used to modify the action of other medicines. 2. One of the bulblets of which the compound bulb of the garlic and similar herbs is made up. **oil of c's.** *Oleum caryophylli* [U. S. Ph., Br. Ph.]. An oil obtained from c's by distillation with water. It is very fluid, clear, and colorless if recently prepared, has the hot aromatic taste of cloves, and is slightly acid. It contains caryophyllin, and may be separated into two oils of different sp. gr. (*Heavy oil of c's* and *light oil of c's*). It is used as a corrigent, as an application to painful dental cavities, and for rendering microscopical preparations transparent. [Ang.-Sax., *clufe*.]
- club foot.** A congenital distortion of the foot. See *talipes*.
- club hand.** A rare congenital distortion of the hand.
- clupein** (klu'pe-in). A leukomatin known as protomin, found in the spermatozoa of herring. [Lat., *clupeus*, herring.]
- clysis** (kli'sis). A washing, cleansing, especially by means of an enema. [Gr., *klyzein*, to administer a clyster.]
- clyisma, clyster** (klis'mah, klis'ter). See *enema*. [Gr., *klyzein*, to cleanse.]
- cm.** An abbreviation for centimeter.
- Cnicorum** (ne'o-rum). The widow wail; a genus of simarubaceous plants, small shrubs indigenous to the Mediterranean region and the Canary Islands. **C. tricoccum.** The spurge olive; found in southern Europe and Africa. The leaves and sap are purgative.
- cnicin** (ni'sin). A crystallizable substance, $C_{20}H_{30}O_{15}$, obtained from *Centaurea benedicta* (*Cnicus benedictus*). It is sometimes used in intermittent fevers.
- Cnidian** (nid'e-an). Pertaining to *Cnidus* or to a system of medicine that flourished there up to the time of Hippocrates. [Gr., *Knidos*, a city of Caria.]
- Co.** The chemical symbol for the element *cobalt*.
- coagulabil'ity.** Capability of being coagulated.
- coagulable.** Capable of coagulation.
- coagulant.** Causing, or capable of causing, coagulation; as a n., a substance causing precipitation of proteins from their solutions or favoring the coagulation of blood.
- coagulate** (ko-ag'u-lät). To cause the formation of a precipitate, or clot, in a solution of proteids. See *coagulum*.
- coagulation** (ko-ag-u-lah'te-o). See *coagulation*. **c. calida.** Coagulation by heat. **c. frigida.** Coagulation by cold. **c. per comprehensionem.** The uniform coagulation of a liquid. **c. per segregatorem.** Coagulation in which a portion of a liquid separates in the form of a clot.
- coagulation** (ko-ag-u-la'shun). The conversion of the whole or a part of a liquid into a jellylike mass. It may occur by spontaneous chemical change from the action of ferments, or by the action of heat, alcohol, acids, etc. **intravascular c.** See *thrombosis*. **thermic c.** Produced by heat. [Lat., *coagulatio*.]
- coag'ulin.** The name given by Loeb to hypothetical enzyme bodies contained in

the tissues and capable of acting like fibrin ferment (thrombin) in converting fibrinogen into fibrin.

coagulum (ko-ag'u-lum). The precipitate formed in a solution of proteins brought about by boiling in a neutral or partly acid solution. The precipitate contains a part or all of the proteins present and is insoluble in water and in salt solution. Many solutions of colloidal substances have this property of coagulating. [Lat., *coagulum*, a clot.]

coal (kōl). 1. The charred or incandescent mass left after the incomplete combustion of any material, such as wood, consisting largely of carbon. 2. A black or brownish, amorphous, combustible substance, consisting chiefly of carbon, but generally harder and more compact, and containing bitumen and earthy impurities. It is the result of the transformation of vegetable matter, mainly woody fiber, into a substance richer in carbon by the partial elimination of oxygen and hydrogen. **c. gas**. The gaseous products of the destructive distillation of c.; consisting chiefly of methane and hydrogen with small amounts of carbon dioxide, nitrogen and vapors of hydrocarbons. **c. tar**. One of the distillation products of coal; a dark viscous mass from which many organic compounds are prepared which are used in making many dyes and medical preparations. [Ang.-Sax., *col*, *coll*.]

coalescence (ko-al-es'sens). Growing together, adhesion, union. [Lat., *coalescere*, to grow together.]

coaptation (ko-ap-tā'shun). The fitting together or adjusting of two parts, as the ends of a broken bone. [Lat., *coaptare*, to fit together.]

coarticulation. See *synarthrosis*. [Lat., *conarticulatio*, from *con*, together, + *articulare*, to join.]

coat'. A membrane, forming, or assisting in forming, the wall or investment of an organ. **adventitial c.** See *adventitia*. **areolar c.** A c. of areolar tissue, e. g., the submucous c. of the alimentary canal or the fibrous investment of the liver.

buffy c. The upper layer of the clot that forms in blood from an individual affected with acute inflammation. Its buff color is owing to the absence of red corpuscles, they having sunk to the lower portions before coagulation began. A more or less marked buffy c. often forms in any blood that coagulates tardily. **dermic c. of a hair follicle**. The outer layer, which consists itself of three layers. The most external of them is of longitudinal fibers of connective tissue without elastic fibers; it is continuous above with the corium of the skin. The internal layer is transparent and homogeneous, corresponding to a *membrana propria*. The middle layer is made up of fibrous matrix composed of transverse connective tissue corpuscles with oblong nuclei. It is continuous with the papillary part of the cutis vera. **external c.** See *adventitia*. **external elastic c.** Syn.: *external elastic tunic*. The innermost layer of

the adventitia, found in most of the larger and medium-sized arteries. **internal c.** See *intima*. **internal elastic c.** Syn.: *internal elastic tunic*, *elastic longitudinal fiber-layer*. The outermost layer of the internal c. of arteries. **mucous c.** A c. consisting of mucous membrane. **muscular c.** A c. consisting of or containing muscular fibers. **peritoneal c.** A c. consisting of peritoneum. **serous c.** A c. consisting of serous membrane. **submucous c.** A c. situated beneath a mucous c. **uveal c.** See *uvea*. **vaginal c.** Of the eyeball, its fibrous capsule. Of the testicle; see *tunica vaginalis testis*, under *tunica*. [Old Fr., *cole*.]

coat'ed. Covered with a coat, layer, or envelope; especially covered with one that is adventitious, as a c. pill, a c. tongue.

coat'ing. 1. The act of covering with an envelope or pellicle. 2. The envelope or layer with which a body is covered. **pill c.** A substance used to cover pills in order to disguise the taste or odor. It consists either of some light powder (such as lycopodium) dusted over the pill surface, of sugar, gelatin, balsam of Tolu, French chalk, or a thin pellicle of metal, such as silver or gold.

cobalt (ko'balt). A metallic element, which occurs in various forms of combination. It is very tough, hard, slightly malleable, with a pink color and a high lustre. Symbol Co. Atomic weight 59. [Ger., *Kobalt*, from *Kobold*, a goblin, supposed to haunt the c. mines.]

cobaltic. Belonging to or containing cobalt as a trivalent radicle.

co'balite. A mineral, CoAs₂.

cobaltous. Belonging to or containing cobalt as a bivalent substance.

cobaltum. Cobalt.

cobralec'ithin. The compound formed between the venom toxin of the cobra and lecithin. It is effective in causing hemolysis.

cob'web. The web of the spider (*Aranea*). It has been used as a hemostatic and as a moxa.

coca (ko'ka). Of the U. S. Ph., the leaves of *Erythroxylon coca*, or of *E. truxillense*, which contain cocaine, upon which the action mainly depends, and certain other bases which have not been studied. The fluidextract and the wine are official in the U. S. Ph. and the N. F. has several elixirs containing coca. **cocac foliae**. The dried leaves of different varieties of *Erythroxylon c.* [Br. Ph.]. **huannes c.** The commercial name of coca leaves obtained from *Erythroxylon c.* **truxillo c.** The commercial name of c. leaves obtained from *Erythroxylon truxillense*. [Peruv., *khoka*, the tree, i. e., the specially favored one.]

cocain (ko'ka-in). An alkaloid, C₁₇H₂₁NO₄, extracted from the leaves of *Erythroxylon coca* or *E. truxillense*, the coca plant. It acts locally on sensory peripheral nerve endings and in toxic doses produces nausea, vomiting, delirium, asphyxia, and fatal collapse. Death results from paralysis of the respiratory centers. Its

- chief value is as a local anesthetic when applied to mucous surfaces, or injected into the part to be affected, or into the spinal canal. It is used successfully in minor surgical operations. The hydrochlorid is the official salt commonly employed, but the oleate is sometimes used topically. **c. hydrochlorate**, **c. hydrochlorid**, **c. muriate**. A compound of **c.** and hydrochloric acid; a white crystalline granular powder. It is the salt commonly used in medicine [U. S. Ph., Br. Ph.]. **c. ointment**. Lat., *unguentum cocainae* [Br. Ph.]. A mixture of 20 grains of **c.**, 80 of oleic acid, and 400 of lard. **c. oleate**. A compound of **c.** and oleic acid. The pharmaceutical oleates of alkaloids consist of a solution of the oleate in an excess of oleic acid. **c. salicylate**. A compound of **c.** and salicylic acid; used but little. **hypodermic injection of c.**, **injection cocaine hypodermica**. A solution containing 5 per cent. of **c. hydrochlorid**, preserved with salicylic acid. The salicylic acid is added as an antiseptic [Br. Ph.]. **stylus cocaine dilubilis**. A pencil made of paste containing 5 per cent. of the hydrochlorid of **c.** [N. F.]. [Lat., *cocaina*, U. S. Ph., Br. Ph.]
- cocainization** (ko-ka'in-iz-a'shun). The process of bringing the organism or a part of it under the influence of cocain. **spinal c.** The induction of surgical anesthesia of the lower part of the body by injecting cocain within the spinal meninges by means of a puncture with a stout needle through the fourth or fifth lumbar interspace.
- coca'inomania**. The habitual and excessive use of cocain. [Lat., *cocaina*, cocaine, + *Gr.*, *mania*, madness.]
- cocapryrin** (ko-kap-ir'in). A mixture of 100 parts of antipyrin and 1 part of cocain.
- Coccaceae** (kok-ka'se-e). A family of the *Schizomycetes*, including the *Streptococci*, *Planococci*, and other micrococci.
- Coccioides** (kok-sid-e-oid'es). A genus of the phylum *Neosporidia*. **C. immitis**, **C. pyogenes**. An uncertain species parasitic on man, primarily in the skin, giving rise to pseudotuberculosis.
- coccidiosis** (kok-sid-e-oid'is). An infection caused by coccidia.
- Coccidium** (kok-sid'e-um). A genus of the *Telosporidia* or *Sporozoa*, and the order *Coccidiea*, which are parasitic in epithelial cells of many vertebrates and invertebrates. **C. hominis**. Syn.: *Eimeria hominis*. A species of **C.** found in liver and intestines of man. **C. oviforme**. Syn.: *Eimeria stiedae*. A species of **c.**, frequent in rabbits, which has been found in man. It exists in the liver and intestines as an egg-shaped body with granular contents. The sporozoites enter the bile-ducts and propagate, causing proliferation of the epithelium and connective tissue of the ducts. [Gr., dim. of *kokkos*, grain, berry.]
- cocciferous** (kok-sif'er-ous). 1. Having red spots or specks. 2. Bearing berries, or having *cocci* (the cochineal insects). 3. Having small round globules or grains. [Gr., *kokkos*, a berry, + Lat., *ferre*, to bear.]
- coccionella** (kok-si-o-nel'lah). Cochineal. **c. mestica**. Syn.: *grana fina*. A fine variety of cochineal of a silvery color on the outside and dark red within. **grana coccionellae**. Cochineal.
- coc'code**. A globular granule. [Gr., *kokkos*, a berry, + *eidōs*, resemblance.]
- coc'cogenous** (kok-ko'je-nus). Due to the presence of pus cocci. [Gr., *kokkos*, a berry, + *gennan*, to engender.]
- coccomelasma**. Granular melanosis of the skin. [Gr., *kokkos*, a grain, + *melasma*, blackness.]
- coc'con**. The seed of the pomegranate, also of the mistletoe berry. [Gr., *kokkos*.]
- coc'culin**. See *picROTOXIN*.
- Cocculus** (kok'ku-lus). A genus of menispermaceous plants. **c. indicus**, **cocculi indici**. The fruit of *Anamirta c.* It contains picrotoxin, upon which its action depends. [Lat., dim. of *coccus*, a berry.]
- coc'cum**. The coccus cacti insect.
- coccus** (kok'us). 1. A berry or a berry-like fruit; also a kernel of grain. 2. A spherical bacterium, a micrococcus. 3. A shell or separate carpel of a dried fruit. 4. Of the U. S. Ph. and Br. Ph., cochineal, the dried female insect, *Pseudococcus cacti*. **cocci grani**. See *kernes*. [Gr., *kokkos*, grain, berry.]
- coccy'algia** (kok-se-al'je-ah). See *coccygodynia*. [Gr., *kokkyx*, coccyx, + *algos*, pain.]
- coccy'geal** (kok-se'ge-al). Pertaining to the coccyx. See *table of muscles under muscle*, and of *nerves*, under *nerve*. [Lat., *coccygeus*.]
- coccy'gectomy** (kok-se-jek'to-me). Excision of the coccyx. [Gr., *kokkyx*, coccyx, + *ektēmein*, to cut out.]
- coccy'geus** (kok-sij'e-us). See *table of muscles*, under *muscle*.
- coccygodynia** (kok-se-go-din'e-ah). Chronic pain in the region of the coccyx; a symptom almost peculiar to women, but sometimes produced in persons of either sex by injury or disease of the coccyx. The pain is aggravated by pressure, as in sitting, and sometimes radiates to the perineum, the bladder, or the hips. [Gr., *kokkyx*, coccyx, + *odyne*, pain.]
- coccyx** (kok'six). *Os coccygis* [B. N. A.], The distal bone of the vertebral column, formed by the coalescence of four rudimentary vertebrae. It is triangular, with its base articulated to the sacrum, to which it generally becomes ankylosed late in life, and with its free extremity curved toward the pubic arch. [Gr., *kokkyx*, cuckoo, whose beak it is supposed to resemble.]
- cochineal** (ko-chin-ēl'). The dried female insect, *Pseudococcus cacti*. It is used chiefly to color tinctures and has no medicinal value. See *carminic acid*. **cake c.** An inferior variety from the Argen-

- tine Republic. [Lat., *coccus*, U. S. Ph., Br. Ph.]
- cochini'tin, cochcnil'in.** The coloring principle of cochineal, now known as carminic acid.
- cochlca** (kok'le-ah). The third division of the osseous labyrinth of the internal ear. It presents a canal between 28 and 30 mm. long, gradually tapering toward its upper end, turning $2\frac{1}{2}$ times round on its axis, and showing on cross section the form of a garden snail. It communicates with the vestibule by a spacious opening and with the tympanic cavity by means of the fenestra rotunda. **aqueeduct of the c.** See *cochlea*. [Gr., *kochlias*, a spiral.]
- cochlear** (kok'le-ar). Of or pertaining to the cochlea.
- cochleare** (kok-le-ah're). A spoon; among various medical authors, a measure varying from $\frac{1}{2}$ dr. to $\frac{1}{2}$ fl. oz. **c. magnum.** A tablespoon, holding about 16 c.c. **c. minimum.** A teaspoon, holding about 5 c.c. [Gr., *kochliarion*.]
- Cochlearia** (kok-le-ah're-ah). A genus of cruciferous plants. **C. armoracia.** The horse radish. **C. officinalis.** Common scurvy grass. It is stimulant, aperient, and diuretic.
- cochleariformis** (kok'le-ar-i-for'mis). Shaped like a cochlea. **processus c.** See under *processus*. [Gr., *kochlias*, spiral, + Lat., *forma*, shape.]
- cochleate** (kok'le-ät). A term used in descriptive bacteriology meaning shaped like a spiral shell.
- cocillana** (ko-se-yah'na). The bark of *Guarea Swartzii*. It is used much like ipecac. [Span.]
- cock.** A short tube for drawing off liquid or gas from a reservoir, furnished with a key for stopping or moderating the flow; also the key itself.
- cockroach.** See *Blatta orientalis*.
- cocles** (ko'kles). Having one eye. [Gr., *kyklops*.]
- cocoa** (ko'ko). The seeds of *Theobroma cacao*, deprived of a part of their fixed oil; also a beverage made from powdered cocoa. Cocoa contains theobromin and caffeine.
- co'coanut.** The fruit of *Cocos nucifera*.
- c. oil.** The fixed oil obtained by expression or decoction from the fruit of *Cocos nucifera*, coco-olein.
- coco-olein** (ko'ko-o'le-in). A medicinal preparation said to be the liquid part of coconut oil; used as a substitute for cod-liver oil.
- co'damin.** An opium alkaloid, $C_{20}H_{25}O_4$, isomeric with laudanin, but readily distinguished from it by turning to a deep green color when treated with ferric chlorid or with nitric acid.
- codeia** (ko-de'ah). See *codein*.
- codein** (ko-de'in). Of the U. S. Ph. and Br. Ph. an alkaloid, $C_{18}H_{21}NO_3 \cdot H_2O$, occurring in opium but commonly prepared synthetically from morphin. It is much weaker in action than morphin. Used as a mild analgesic and hypnotic and for cough. **c. phosphate.** A very soluble salt of c. and phosphoric acid; used like
- codein [U. S. Ph., Br. Ph.]. **c. sulphate.** A soluble salt of c. used like c. [U. S. Ph.]. **syrupus codeinac.** A syrup containing 1 per cent. of c. sulphate [N. F.]. [Lat., *codina*.]
- codethylin** (ko-deth'el-in). Morphin ethyle, $C_{17}H_{19}NO_2 \cdot OC_2H_5$.
- codex** (ko'decks). A book. **c. medicamentarius.** A pharmacopeia, especially that of France.
- cod-liver oil.** A fixed oil from the fresh livers of *Gadus morrhua* and other species of *Gadus*. The three commercial varieties are named, respectively, white or pale yellow, brownish yellow, and dark brown. They are essentially alike, except in the mode of preparation. The purest has the least fishy smell. It contains gaduin, oleic, palmitic and stearic acids with glycerin. The amount of iodine is so small as not to be detected by ordinary tests. Its therapeutic value depends upon the oil alone. [Lat., *oleum morrhuae*.] [U. S. Ph., Br. Ph.]
- co'dol.** See *retinol*.
- codrenin** (kõd-re'nin). A solution of cocaine hydrochlorid and epinephrin used in dentistry.
- coefficient** (ko-ef-fish'ent). A numerical quantity indicative of the rate at which a body undergoes some mechanical, physical, or chemical alteration. **c. of absorption.** See under *absorption*. [Lat., *con*, together, + *efficere*, to produce.]
- coelia** (se'le-ah). 1. The abdomen; also the stomach and different parts of the whole digestive system. [Gr., *koilia*, belly, from *koilos*, hollow.]
- coe'liac.** For this and other words beginning with *coe*, see those beginning with *ce*.
- coelom** (se'lom). The space between the somatopleure and the splanchnopleure in the developing ovum; the beginning of the body cavity.
- coercible** (co-cr'si-bl). Capable of liquefaction by compression, abstraction of heat, or both (said of gases).
- coercive** (co-er'siv). Capable of becoming and continuing magnetic (said of metals).
- Coff'ea.** The coffee tree. A genus of rubiaceous plants of tropical Asia, Africa, and the Mascarene Islands. **C. arabica.** The coffee plant, the original source of most of the coffee in cultivation. [Arab., *gahwah*, *k'ahawa*.]
- co'fee.** The seed of *Coffea arabica*, also an infusion of the same. C. contains caffeine and a volatile oil; roasted c. also contains caffeine, an aromatic principle, which contributes to its pharmacological action. [Lat., *caffea*.]
- coffin birth.** A very rare form of delivery after death and burial, supposed to be due to the increase of intra-abdominal pressure from putrefactive changes in pregnant women who have relaxed vaginal outlets.
- cognac** (kõn'yahk). Properly, brandy made in the C. district, France, from grapes grown there; as commonly used, any grape brandy. [Fr.]

cognition (kog-nish'un). Associative mental process of perception grouping. [Lat., *cognoscere*, to know.]

cohabitation. The maintenance of sexual relations, lawful or unlawful, between a man and a woman. [Lat., *cohabitare*, to dwell together.]

cohesion (ko-he'zhun). The physical force holding unorganized bodies together. [Lat., *co*, together, + *habitare*, to dwell.]

cohibition. See *inhibition*.

Cohnheim's areas. The polygonal areas, surrounded by clear lines, seen in transverse section of a muscular fiber.

coil (koyl). A winding or spiral structure; anything wound (e. g., wire), a loop.

cold water c. A device by means of which cold may be applied to a part continuously by a coil of tubing (of rubber or flexible metal) laid on it, through which a stream of cold water is kept running.

hot water c. The same mechanism as the cold water c., the water being used hot instead of cold.

ice c., ice water c., Leiter's c. See *cold water c.*

induction c. Properly, the secondary c. of an apparatus for the development of induced currents of electricity; as commonly used, the whole apparatus. See *induced electricity*.

primary c. The inner c. of an induction apparatus, through which the battery current passes.

resistance c. A c. or series of c's of doubled wire of known resistance; interposed in a galvanic circuit to diminish the strength of the current or to test the resistance offered by an object by comparison.

Ruhmkorff's c. See under *Ruhmkorff*. [Old Eng., *coile*, *coyle*.]

coinosite (koi'no-sit). An animal parasite that has the power of detaching itself from its host at will. See *ekosite*. [Gr., *koinos*, common, + *sistein*, to subsist.]

co'ital. Pertaining to coitus.

coitus, coition (ko'it-us, ko-ish'un). Sexual intercourse; copulation. [Lat., *coitus*, a uniting, from *coire*, to come together.]

Co'ix. A genus of grasses. **C. lacrima**. Job's tears, growwell reed. The fruits were formerly used for dropsy and pulmonary diseases.

Co'la. A genus of sterculiaceae plants. **C. acuminata**. A tree indigenous to the west coast of Africa, and naturalized in other tropical countries. The seeds are used in Africa and India as a masticatory, aphrodisiac, digestive tonic and a stimulant. [From *Kola*, the native name of *C. acuminata*.]

colalgia (ko-lal'je-ah). Pain in the colon, especially neuralgic pain in the left hypochondriac region, associated sometimes with constipation and other phenomena. [Gr., *kolon*, the colon, + *algos*, pain.]

colalin (ko-lal'in). A proprietary preparation, consisting essentially of a mixture of hyoglycocholic and hyotaurocholic acids obtained from bile. It is used like ox bile. **c. laxative**. A proprietary compound of c. and extract of cascara sagrada, sold in the form of tablets.

colato'rium. Literally, a strainer.

col'ature. A liquid or other sub-

stance purified by straining; that which has been subjected to straining. [Lat., *colatura*.]

colchicine (kol-chis-e'in). A substance, $C_{17}H_{21}NO_5 + 2H_2O$, obtained by the decomposition of an aqueous solution of colchicin, and found in the acetic extract of colchicum. Its medicinal properties are like those of colchicin.

colchicin (kol'chis-in). The active principle of colchicum; an alkaloid, $C_{17}H_{19}NO_5$.

Colchicum (kol'chi-kum). 1. A genus of liliaceae plants. 2. **C. autumnale**. List of poisons and their antidotes, see in *appendix*, page 938.

bulbus colchici, colchici cormus. See *c. corm* [U. S. Ph., Br. Ph.]. 3. **C. autumnale**. Common meadow saffron. The ordinary corm (bulb or root), seeds, and flowers are used medicinally. See *c. corm* and *c. seeds*.

The plant is the c. of the pharmacopias and is chiefly used in gout and rheumatism. **C. communis**. See *C. autumnale*.

c. corm. It contains a larger proportion of colchicin than the other parts of the plant and hence is more active medicinally [U. S. Ph., Br. Ph.].

c. root. See *c. corm*. **c. seed** [U. S. Ph.]. **c. seeds** [Br. Ph.]. The seeds of *C. autumnale*. They contain but a small amount of colchicin and hence are inferior medicinally to the bulb of the plant.

extractum colchici cormi [U. S. Ph.]. Syn.: *extractum colchici* [Br. Ph.]. Acetic extract of c., extract of c. corm, having 1.4 per cent. of alkaloids [U. S. Ph.].

extractum colchici radices fluidum. Fluidextract of c. corm [U. S. Ph., 1890].

extractum colchici seminis fluidum. Fluidextract of c. seed [U. S. Ph., 1890].

tinctura colchici seminis [U. S. Ph., 1890]. Syn.: *tinctura colchici* [Br. Ph.]. Tincture of c. (or of c. seeds). A preparation containing 0.04 per cent. of c. corm or 10 per cent. of c. seed. [Gr., *kolchikon*.]

colchisal (kol'chi-sal). A trade name for colchicin salicylate.

colcothar (kol'ko-thar). Ferric peroxid, Fe_2O_3 , red oxid of iron: tonic and styptic. [Lat.]

cold. 1. A state of comparatively low temperature. 2. A popular term for an acute transitory disorder attributed to exposure to a low temperature; especially for an acute infection of any portion of the respiratory apparatus. A c. is popularly supposed to constitute the starting point of most acute inflammations, particularly those of the respiratory organs.

cream. A name given to various white scented ointments, used chiefly as cosmetics and as an application to chapped hands, slight excoriations of the face, herpes labialis, etc. **c. in the chest**. A popular name for bronchial catarrh.

c. in the eye. Catarrhal conjunctivitis.

c. in the head. Coryza. **c. sore**. See *herpes facialis*. **c. spots**. The name given to the spots, or small areas on the skin, which alone are sensitive to cold, that is, to temperatures below that of the

skin. The configuration of these spots varies for different parts of the skin.

colectomy (ko-lek'to-me). Excision of a portion of the colon. [Gr., *kolon*, the colon, + *ektemnein*, to cut out.]

Colley's fluid. A product of *Streptococcus pyogenes* and *Bacillus prodigiosus*, used in the treatment of sarcoma and carcinoma.

colibacillosis (ko''le-bas-il-o'sis). Infection with the *Bacillus coli*.

colic (kol'ik). Pertaining to the colon. [Gr., *kolikos*.]

colic (kol'ik). Severe paroxysmal pain in the abdomen, especially that due to spasm or distension of the intestines. **biliary c.**, **bilious c.** C. dependent on some morbid condition of the liver or the passage of a gall-stone. **calculus c.** C. due to calculi, hepatic or renal. **catarrhal c.** C. attributed to an excess of intestinal mucus. **c. of Surinam.** See *lead c. c. of the stomach*. Severe pain in the stomach, when distended with gas. **c. root.** *Aletris farinosa* and *Dioscorea villosa*, also, in some parts of the United States, *Latris spicata*. **cystic c.** Colicky pain in the urinary bladder. **dry c.** See *lead c. flatulent c.* C. caused by an accumulation of intestinal gases. **gall-stone c.** A paroxysm of severe abdominal pain caused by the passage of a gall stone through the bile ducts. **hepatic c.** See *biliary c.* **hysterical c.** See *nervous c.* **idiopathic c.** Intestinal c. due to causes affecting the seat of pain primarily, as distinguished from symptomatic c. **inflammatory c.** The severe pain which accompanies inflammation of the intestines. **lead c.** A form of intestinal neuralgia produced by chronic lead poisoning. **meconial c.** A form of c. peculiar to the newly born in which the meconium is supposed to be the exciting cause. **menstrual c.** Colicky pain in the uterus during menstruation. **mucus c.** Membranous catarrh of the intestines (Da Costa). **nephritic c.** See *renal c.* **nervous c.** Intestinal neuralgia, also any c. dependent upon a disordered state of the nervous system. **pancreatic c.** Colicky pain in the region of the pancreas. **renal c.** The pain due to the passage of the calculus through the ureter or to its presence in the intestine. **stercoraceous c.**, **stercoral c.** C. caused by retained fecal masses. [Gr., *kolikos*, relating to the colon.]

colicystitis (ko''le-sis-ti'tis). A colon bacillus cystitis.

coli-group. A group of closely related bacilli of which the *Bacillus coli* is the type. Others are the bacillus of typhoid, paratyphoid, etc.

Coliparamecium. See *Balantidium*.

colitis (ko-li'tis). Inflammation of the mucous membrane of the colon. **chronic c.** C. of long standing. **follicular c.** C. in which the follicles are noticeably involved; one of the forms of inflammatory diarrhea. **mucus c.** A condition in which large amounts of mucus are discharged from the bowels, with much col-

icky pain. [Gr., *kolon*, the colon + *itis*, inflammation.]

col'la. Glue; also a resin obtained from *Carlina acaulis* and *Chondrilla juncea*. **c. animalis.** See *glue and gelatin. c. piscium.* See *ichthyocolla. c. taurina.* See *gelatin*. [Gr., *kolla*, glue.]

col'laform, cal'liform. A preparation of formaldehyd and gelatin, used as a vulnerary.

collagen (kol'la-jen). Syn.: *ossein*. A substance yielding gelatin on boiling; it forms the organic portion of bones and the hyaline intracellular mass of the connective tissue, etc. [Gr., *kolla*, glue, + *geman*, to engender.]

collag'enous. Yielding gelatin on being boiled.

collapse (kol-aps'). 1. A falling together of parts that are nominally separate, as of the walls of a hollow structure. 2. The rapid occurrence of decided impairment of all the vital powers in consequence of sudden weakness of the heart's action, especially as the precursor of death from severe injuries or exhausting disease. See *shock. pulmonary c.* See *atelectasis pulmonum*, under *atelectasis*. [Lat., *collapsus*, fallen to pieces.]

collapsules (kol-ap'süs). Pl. A trade name given to collapsible tubes of ointment.

collar-crown. Syn. *Richmond crown*. In dentistry, the name given to an artificial tooth crown mounted upon and attached to a base composed of a metal ferule and cap and designed to cover and rest upon a natural root.

collar'gol. Credé's soluble silver, a colloidal form of silver.

Col'les' fracture. Fracture of the lower inch or inch and a half of the radius. **C's law.** A syphilitic father may beget a syphilitic child without apparently infecting the mother; yet this mother cannot be infected with syphilis by nursing the child. [*Abraham Colles*, Irish surgeon, 1773-1843.]

colleti'na. A proprietary adhesive plaster said to be made of lanolin and rubber.

collic'ulus. A little elevation. **colliculi anteriores.** The anterior corpora quadrigemina. **c. bulbi, c. bulbi intermedius.** A layer of erectile tissue which surrounds the male urethra just as it enters the bulb. **c. cervicalis.** A longitudinal fold of mucous membrane extending posteriorly from the apex of the trigonum vesicae. **colliculi glandis.** The two prominences of the lower surface of the corona of the glans penis, between which the frenum is attached. **colliculi inferiores.** The inferior corpora quadrigemina. **colliculi posteriores.** The posterior corpora quadrigemina. **c. rotundus anterior.** The anterior division of the eminentia teres. **c. rotundus posterior.** The posterior division of the eminentia teres. **colliculi superiores.** The anterior corpora quadrigemina. [Lat., dim. of *collis*, hill.]

collidin (kol'id-in). 1. A ptomain, $C_8H_{11}N$, obtained from decomposing animal matter. 2. An alkaloid derived from the oils distilled from organic matter, e. g., from coal tar, and also formed in other ways; a colorless liquid. **ethyl c.** A compound of the constitution $C_{10}H_{15}N$. [Gr., *kolla*, glue.]

Collinso'nia. Collinson's flower, horse balm. **C. canadensis**, **C. decussata**. Canadian horsemint. The leaves are used as a cataplasma.

colli'quative. Having a tendency to consume the tissues by excessive transudation of serum (said of diarrhea, etc.). [Lat., *con*, together, + *liquare*, to melt.]

colliqua'tion. Dissolution of the solids of the body as the c. or softening of the tissues when an abscess advances or spreads. [Lat., *con*, together, + *liquare*, to melt.]

collodion (kol-lo'de-on). See *collodium*. **caustic c.** See *collodium corrosivum*. **compound salicylated c.**, **corn c.** See *collodium salicylatum compositum*. **croton c.** A mixture of equal parts of flexible c. and croton oil. **elastic c.** See *collodium flexile*. **ferruginous c.** An astringent preparation consisting of c. to which iron has been added. **flexible c.** See *collodium flexile*. **Hill's styptic c.** See *collodium stypticum*. **iodinized c.**, **iodized c.** An irritating and stimulating c. made by mixing a solution of iodine with c.; of Fleming, a mixture of 10 or 20 grains of iodine with a fluidounce of c. **iodoform c.** An irritating and stimulating preparation made by dissolving iodoform in flexible c.; or by mixing iodoform, balsam of Peru, powdered soap, and c.; or, according to Moleschott, by dissolving 1 part of iodoform in 15 parts of c. **mercurial c.** See *collodium corrosivum*. **Pavesi's styptic c.**, **Richardson's styptic c.** See *collodium stypticum*. **ricinated c.** See *collodium flexile*. **salicylic c.** See *collodium salicylatum compositum*. **silk c.** A preparation made by dissolving silk fiber in a solution of zinc chlorid and then separating the latter by dialysis, when the silk material is left behind in a soft colloid condition. **styptic c.** See *collodium stypticum*. **terebinthinated c.** See *collodium flexile*. **vesicating c.** See *collodium epispasticum*. [Gr., *kollodes*, sticky, glue-like.]

collodium (kol-lo'de-um). Of the U. S. Ph. and Br. Ph., a solution of dinitrocellulose (pyroxylin, gun-cotton) in ether and alcohol. It is used for sealing wounds, for causing dressings to adhere firmly to the skin, for protecting surfaces from the air, as a vehicle for various medicaments to be applied locally, and for the compression of parts to which it is applied by means of its subsequent contraction. **caustic c.** See *c. causticum*. **c. cantharidale**, **c. cantharidatum**. See *c. cum cantharide* [U. S. Ph.]. **c. causticum**, **c. corrosivum**. Syn.: *c. escharoticum*. Caustic or mercurial collodion; made by mixing cor-

rosive sublimate with collodium flexile. **c. creosoticum**. Creosote collodion; a caustic preparation consisting of collodion containing creosote. **c. cum cantharide**, **c. cantharidatum**. Flexible collodion with cantharides; used as a vesicant [U. S. Ph.]. **c. elasticum**. See *c. flexile*. **c. epispasticum**. Syn.: *c. sinapinatum*. Epispastic collodion; of Techbourn, a vesicating collodion made by mixing together volatile oil of mustard, glacial acetic acid, and collodion. **c. escharoticum**. See *c. causticum*. **c. flexile**. Flexible collodion; made by the addition of Canada turpentine and castor oil to collodion [U. S. Ph., Br. Ph.]. **c. hemostaticum**. See *c. stypticum*. **c. salicylatum compositum**. Compound salicylated collodion, corn collodion, salicylic collodion; made by mixing the extract of *Cannabis indica*, dissolved in 10 parts of alcohol, with salicylic acid, dissolved in flexible collodion [N. F.]. **c. sinapinatum**. See *c. epispasticum*. **c. stypticum**. Syn.: *collodium hemostaticum*. Styptic collodion, styptic colloid; a preparation containing 20 per cent. of tannin in collodion [U. S. Ph.]. **c. tigllii**. Contains 10 per cent. of croton oil with flexible collodion [N. F.]. **c. vesicans**. A mixture consisting of blistering liquid to which 2.5 per cent. of pyroxylin has been added [Br. Ph.]. In addition, to the above modifications, numerous other substances, including iodoform, ferric chlorid, glycerin, phenol, lead, etc., may be added. [Gr., *kollodes*, sticky, glue-like.]

colloid (kol'oyd). A glue-like substance; in pathology, a liquid or jellylike material, distinguished from albumin by its insolubility in acetic acid, from mucus by the extent of its coagulability with acetic acid, and from lardaceous substances by its failing to respond to the iodine color test. It occurs pathologically in cystic tumors and enlarged thyroid glands. **c. degeneration**. The degenerative process which produces the colloid material. [Gr., *kolla*, glue, + *eidōs*, resemblance.]

colloid'al sil'on. See *collargol*.

colloid'in. An albuminoid principle, $C_8H_{15}NO_8$, found in colloid tumors.

colloids (kol'loids). A class of substances which seem to go into solution when boiled or to remain in solution when formed in water. Careful investigation has shown that they are not in solution, as in the case of the crystalline salts, but are in a very fine suspension, which, however, cannot be detected as such by the eye. The condition of a colloid in water seems to be an intermediate stage between a mere mechanical suspension and a solution of a crystalloid. Gelatin and many proteins, as silic acid and iron hydroxid, belong to this group. [Gr., *kolla*, glue, + *eidōs*, resemblance.]

collo'ma. A cystic tumor with gelatinous contents. [Gr., *kolla*, glue, + *oma*, tumor.]

collone'ma. See *myxoma*. [Gr., *kolla*, glue, + *nema*, tissue.]

colloplexia (kol-o-pek'se-ah). Fixation of the neck of the uterus. [Lat., *collum*, neck, + Gr., *pexis*, fixing.]

collotu'rin. An alkaloid obtained from the bark of *Symplocos racemosa*.

col'lum. The neck; also any constricted necklike part. [B. N. A., *collum*.] [Lat., *collum*, neck.]

col'tutory. A mouth wash. [Lat., *collytorium*.]

collyrium (kol-li're-um). A liquid preparation to be applied to the eyes. [Gr., *collyrion*, cake, eye-salve.]

coloboma (kol-o-bo'mah). A mutilation or defect; particularly a congenital deficiency or fissure in some portion of the eye.

bridge c. A form of c. of the iris in which the pupillary ends of the fissure margins are connected with each other by a membrane or a narrow transverse band of fibers. **c. choroideae**, **c. choroïdis**. A defect of development in the choroid, usually involving its entire thickness, and accompanied by a c. of the iris and ciliary body also, though it may exist alone. It may exist in any part of the choroid, though it is generally in the line of the fetal fissure. **c. iridis**. A fissure in the iris, of varying size and shape, due to arrest of development. It may affect one or both eyes and is usually accompanied by a c. of the ciliary body and choroid. **c. oculi**. Properly speaking, a defect in all the coats of the eyeball, and including also the vitreous or lens, or optic disk, according to its location. It is a defect of development. **c. palati**. See *cleft palate*, under *palate*.

c. palpebrae, **c. palpebrarum**. A rare form of congenital defect in which there is a split or fissure of the eyelid, usually triangular in shape with the base at the ciliary margin and the apex upward or downward. The fissure may be of varying width or length, and may exist in either lid, though it is usually met with in the upper lid. **c. retinae**. A congenital fissure of the retina corresponding in situation to the fetal fissure of the eyeball; always associated with c. of the choroid and very often with c. of the iris. **c. superficiale**. See *bridge c.* [Gr., *koloboma*, from *koloboun*, to mutilate.]

colocynth (kol'o-sinth). The fruit of *Citrullus colocynthis*, an annual plant of Turkey, but growing in various parts of Asia and Africa. The pulp alone (the *colocynthis pulpa* of the Br. Ph., the *colocynthis* of the U. S. Ph.) is employed medicinally. Its bitter principle is colocynthin, of which it contains 14 per cent., besides extractives. C. is a powerful drastic purgative and hydragogue. It enters largely into the composition of various pills and extracts, and, when modified by other ingredients, forms a very efficient and mild purgative. C. is used in the form of the extract, or compound extract, usually in combination with other cathartics. List of poisons and their antidotes, see in *appendix*, page 938. **c. pulp**. See *colocynthis* [Br. Ph.]. [Gr., *kolokynthis*.]

colocynthein (kol-o-sin'the-in). A resin, $C_{44}H_{64}O_{13}$, obtained by the action of sulphuric acid on colocynthin.

colocyn'thin. A bitter principle obtained from the pulp of colocynth.

colocynthis (kol-o-sin'this). In the U. S. Ph., the decorticated fruit of the *Citrullus colocynthis*; the *colocynthis pulpa* of the Br. Ph. **colocynthis pulpa**. The dried pulp of the fruit of *Citrullus colocynthis* [Br. Ph.]. **extractum colocynthis**. Syn.: *extractum colocynthis alcoholicum*. Extract of colocynth, made with diluted alcohol [U. S. Ph.]. **extractum colocynthis alcoholicum**. See *extractum colocynthis*. **extractum colocynthis aquosum**. Aqueous extract of colocynth. **extractum colocynthis compositum**. Compound extract of colocynth. It consists of extract of colocynth, purified aloes, cardamom, and resin of scammony. It is a drastic cathartic [U. S. Ph., Br. Ph.]. **massa pilularum colocynthis compositarum**. See *pilulae colocynthis*. **pilulae aloes cum colocynthide**. See *extractum colocynthis compositum*. **pilulae colocynthis**, **pilulae colocynthis compositae**. Syn.: *massa pilularum colocynthis compositarum*, *pilulae colocynthis compositae*. Compound pills of colocynth, made by mixing colocynth pulp in powder, Barbados aloes, powdered scammony, potassium sulphate, and oil of cloves [Br. Ph.]. **pilulae colocynthis et hyoscyami**. Pills of colocynth made by adding extract of hyoscyamus to compound pill of colocynth [Br. Ph.]. [Gr., *kolokynthis*.]

co'llo-enteri'tis. See *colitis*.

cologne. See *spiritus odoratus*.

colon (ko'lon). That part of the large intestine which extends from the lower end of the cecum to the rectum. It is divided into the ascending, the transverse, and the descending c., and the sigmoid flexure of the c. **arch of the c.** See *transverse c.* **ascending c.** The first portion of the c., situated in the right lumbar and hypochondriac regions. It begins at the cecum, ascends vertically to the under surface of the liver, then passes forward, and turns abruptly to the left, to form the hepatic flexure. **c. cecum**. See *cecum*. **c. descendens**. See *descending c.* **c. dextrum**. See *ascending c.* **c. sinistrum**. See *descending c.* **c. transversum**. See *transverse c.* **descending c.** The last portion of the c. It continues from the left extremity of the transverse colon and descends almost perpendicularly to the sigmoid flexure. **inner band of c.** See *under band*. **left lumbar c.** See *descending c.* **right lumbar c.** See *ascending c.* **transverse c.** Syn.: *arch of the c.* An arched part of the c. which passes across from the right hypochondrium through the upper part of the umbilical region to the left hypochondrium, and connects the ascending with the descending c. [Gr., *kolon*, large intestine.]

colonial (kol-o'-ne-al). Pertaining to a colony; living in colonies. Said of the *Polysoa*, etc.

colonic (ko-lon'ik). Relating to the colon.

colonometer (kol-on-om'et-er). An apparatus for counting colonies of bacteria on a plate culture. [Colony + Gr., *metron*, measure.]

colony (kol'o-ne). In descriptive bacteriology, a term used to denote a macroscopic collection of bacteria on or beneath the surface of a solid culture medium, which has developed from a single organism.

colopexia (ko-lo-pek'se-ah). Suture of the sigmoid to the abdominal wall. [Gr., *kolon*, colon, + *pexis*, fixation.]

col'ophony, **colophonia**. Rosin; the residue left after the distillation of oil of turpentine. [Gr., *kolophonia*.]

coloptosis (ko-lop-to'is). Downward displacement of the colon. [Gr., *kolon*, colon, + *ptosis*, fall.]

color (kul'or). Color, tint, the complexion; also a coloring matter; in botany, any tint except green. **c.-blindness**. See under *blindness*. **c. contrast**. See under *contrast*. **c.-hearing**. The subjective perception of color produced in some persons by objective perception of sound. **c. induction**. An optical process, related to c. contrast, of such a nature that when one part of the visual field is stimulated by a color, the sensation spreads to contiguous fields, usually as a complementary c. **c. sense**. That sense by which we recognize the different c's and their shades from each other. **c.-top**. A top with different c's arranged so that when spun, it gives the effect of the fusion of these colors on the retina. **complementary c's**. Any two c's which, when combined together, produce white light; each of the two is then said to be complementary, "opposite," "harmonic," or "in contrast" to the other. **compound c.** A c. made up of a mixture of two or more primary c's. **confusion c's**. See under *confusion*. **Exner's c. figures**. Figures which are formed by homogeneous red, green and blue light falling interruptedly upon the retina. **harmonic c's**. See *complementary c's*. **opposite c's**. See *complementary c's*. **primary c's**. C's that can not be resolved into two or more other c's. Of Newton, red, orange, yellow, green, blue, indigo, and violet; of Wollaston, red, green, blue, and violet; of Brewster, red, yellow, and blue; of modern oculists red, green, and violet. **simple c's**. See *primary c's*. [Lat., *color*.]

colorific. Making or producing colors (said of luminous light rays). [Lat., *color*, color, + *facere*, to make.]

colorimeter (kol-or-im'et-er). An instrument for determining the intensity of coloration or the amount of coloring matter present in a substance. More especially an instrument for quantitative analysis of substances giving colored solutions by comparison with a standard color, representing a given concentration. This principle is used clinically in determining the

amount of hemoglobin. [Lat., *color*, color, + Gr., *metron*, a measure.]

colorimetric (kol-or-e-met'rik). Color-measuring (said of methods in which the amount of a colored substance [e. g., blood] present in a given fluid is determined by comparing its color with that of a solution of the same substance which is of a known strength).

colostomy. The operation of making a permanent opening from the outside skin of the abdomen into the large intestine to serve as an artificial anus. **ileoc.** The operation of connecting the colon with the ileum by means of an artificial opening. [Gr., *kolon*, colon, + *stoma*, an aperture.]

colostrum. Syn.: *breastings*. 1. The first secretion of the mammary glands after delivery. 2. An emulsion made by dissolving turpentine with an egg yolk. **c. of cow's milk**. A thick, shiny, yellowish or reddish fluid with a taste more salty than that of ordinary milk. It has a sp. gr. of 1.046 to 1.080. The chemical composition is similar to that of milk. The amount of solid matter is greater and the quantity of globulin is so large that c. will coagulate on heating.

colotomy. The operation of making an artificial anus by opening into the colon and securing the intestinal wound to the external incision in the skin of the abdomen or flank. The varieties are: **abdominal**, **iliac**, **inguinal**, **lateral**, **lumbar**, according to the situation of the opening. [Gr., *kolon*, colon, + *temnein*, to cut.]

colpeurynter (kol'pu-rin-ter). A rubber bag for distending the vagina. [Gr., *kolpos*, vagina, + *eurynein*, to dilate.]

colpitis (kol-pi'tis). Inflammation of the vagina. Another name for vaginitis. [Gr., *kolpos*, vagina, + *itis*, inflammation.]

colpo- (kol'po). Combining form of Gr., *kolpos*, vagina.

colpocleisis (kol-po-kl'i'sis). The operation of occluding the vagina. [Gr., *kolpos*, vagina, + *kleisis*, a shutting up.]

colts'foot. See *Tussilago*.

co'lum. A strainer for liquids.

columella (kol-um-el'lah). 1. The uvula. 2. The clitoris. 3. The epipterygoid bone. 4. The pillar of the fornix. **c. auris**. An osseous and cartilaginous rod extending between the fenestra ovalis and the inner surface of the tympanic membrane. **c. cochleae**. See *modiolus*. **c. nasi**. The septum of the nose. [Lat., dim. of *columna*, column.]

column (kol'um). A pillar or any pillar-like structure [B. N. A., *columna*]. **anterior c's of the medulla oblongata**. See *anterior pyramids of the medulla oblongata*, under *pyramid*. **anterior c's of the spinal cord**. That part of the white substance of the spinal cord situated between the anterior median fissure and the anterior roots of the spinal nerves. **anterior c. of the vagina**. A ridge which runs in the middle line upon the anterior surface of the vagina, from which

the rugae vaginae pass out at right angles. **anterior gray c.** See *anterior gray cornu*. **anterior lateral c.**, **anterolateral c.** That portion or segment of the white matter of the spinal cord included between the anterior median fissure and the posterior nerve roots. It is subdivided into the anterior and lateral columns. **Burdach's c.** See *cuneate funiculus*, under *funiculus*. **central c's.** The olives of the medulla oblongata. **Clarke's c.** See under *Clarke*. **c's of Bertin.** The septula of the kidney. **c. of Goll.** A small wedge-shaped tract of white matter in the spinal cord extending from the medulla oblongata to the lumbar region, in which it is very small, and hidden by the overfolding columns of Burdach. **c's of Morgagni.** The larger of the longitudinal folds in the lower end of the mucous membrane of the rectum. **c. of Rolando.** A columnar eminence on the lateral periphery of the medulla oblongata, formed by a mass of the gelatinous substance seen on transverse section of the tubercle of Rolando. **c. of the intermediolateral tract.** A column of ganglion cells in the intermediolateral tract of the spinal cord which is most distinct in the dorsal region. A similar cell group in the cervical region gives origin to the roots of the spinal accessory nerve. **c's of the spinal cord.** The separate segments of the spinal cord, into which it is divided by its natural fissures or grooves; they are generally described as six in number (i. e., an anterior, a posterior, and a lateral c. in each half of the cord being recognized). **c's of the vagina.** See *anterior c. of the vagina* and *posterior c. of the vagina*. **c. of Türk.** See *anterolateral c.* **commissural c.** A commissure of nerve substance at the bottom of the horizontal fissure of the cerebellum which connects the anterior and posterior superior lobes. **cuneiform c.** See *fasciculus cuneatus*, under *fasciculus*. **fat c's.** Syn.: *fat canals*. Cylindrical masses of fat extending obliquely upward in certain situations, particularly in the back of the neck, from the cutaneous adipose tissue into the corium till they reach the base of the hair follicle. **ganglionic c.** A general term applied to the longitudinal columns (or tracts) of ganglion cells in the spinal cord. See *Clarke's c.* **hepatic c's.** Syn.: *hepatic cords*. Portions of the hepatic cell network which are formed by the union of cells in rows. **lateral c.** The longitudinal tract of white matter situated between the line of the anterior nerve roots and that of the posterior nerve roots on each side. **mamillary c's.** Those of the columnnae carneaе of the heart which assume the shape of conical projections. **muscle c's.** 1. Of Kölliker (1867), the fibrils of a voluntary muscle. They are apparently composed of several ultimate fibrillae. See *muscular fiber*, under *fiber*. 2. Striated muscular fibers in which the peripheral part is differentiated into striated muscular substance, while the central or axial part remains granular, often contains nuclei, and is not stri-

ated. This condition is not uncommon in adult invertebrates. In vertebrates it is found in developing muscle and in the fibers of Purkinje. **nuclear c.** A tract of gray matter situated in the medulla oblongata on the outer side of the hypoglossal nucleus. **olivary c.** See *olivary body*, under *body*. **posterior c.** See *posterior white c's*. **posterior c. of the vagina.** A ridge which runs up in the middle line upon the posterior surface of the vagina and from which the rugae vaginae pass out at right angles. **posterior gray c.** The posterior cornu of the spinal cord. **posterior internal c.** See *c. of Goll*. **posterior median c.** See *funiculi graciles cerebelli*, under *funiculus*. **posterior nuclear c. of the central gray substance,** **posterior vesicular c.** See *Clarke's c.* **posterior white c.** A segment of white substance in the posterior portion of the cord, bounded internally by the posterior median fissure, externally by the posterior nerve roots. This is further divided into the postero-internal and postero-external c. **postero-external c.**, **posterolateral c.** See *fasciculus cuneatus*, under *fasciculus*. See *c. of Goll*. **protovertebral c's.** The inner, thick, longitudinal columns, one on each side, formed from the inner layer of the mesoblast (*q. v.*) early in the development of the embryo, and which by transverse cleavage give rise to the protovertebral somites. **restiform c.** See *restiform body*, under *body*. **spinal c.** See *vertebral c.* **vertebral c.** Syn.: *backbone*. The c. formed by the vertebrae joined together in their natural relations. [B. N. A., *columnnae vertebrales*.] **vesicular c.** A mass of ganglion cells at the inner edge of the posterior gray column of the spinal cord, near the posterior commissure. [Lat., *columnna*, pillar.] **columnna** (ko-lum'na), pl. *columnnae*. Same as *columnn*. **columnnae adiposae.** See *fat columns*. **c. anterior ligamenti coracohumeralis.** A bundle of fibers of the coracohumeral ligament, which are inserted into the upper margin of the bicipital groove. **columnnae carneaе.** Rounded muscular columns which project from the inner surface of the ventricles of the heart. In the right ventricle they are smaller, more numerous, and more thickly interlaced than in the left. **c. cerebralis.** The anterior or cerebral tract of fibers in the spinal cord. **columnnae papillares.** See *columnnae carneaе*. **c. plicarum.** See *c. rugarum*. **columnnae rugarum.** 1. The papillae foliatae of the tongue. 2. See *columns of the vagina*. **c. rugarum anterior cervicis.** A longitudinal fold upon the posterior surface of the cervical canal of the uterus, from which transverse folds radiate laterally. **c. rugarum posterior cervicis.** A longitudinal elevation upon the posterior surface of the cervical canal, from which transverse folds radiate laterally. **columnnae rugarum vaginae.** See *columns of the vagina*.

colum'nar. Having the form of a column.
colytic (kol-it'ik). Inhibitory, a preventive to bacterial growth, antiseptic. [Gr., *kol-lyein*, to hinder.]

coma (ko'mah). A condition of insensibility, following disease or trauma, from which the patient can be roused but partially or not at all. **alcoholic c.** C. occurring as a symptom of acute alcoholism; characterized by profound stupor, complete muscular relaxation, loss of corneal and faucial reflexes, irresponsive pupils, stertorous breathing, and a slow, feeble pulse. **apoplectic c.** C. due to apoplexy. **c. vigil.** Unconsciousness accompanied by sleeplessness. **diabetic c.** A form of c. often observed toward the end of diabetes mellitus, and usually terminating in death. It is due to an acid intoxication, β -oxybutyric acid being always present in the blood in large quantities. **dyspnoic c.** Deep and noisy c. seen in the late stages of diabetic c. **epileptic c.** The condition of unconsciousness which follows an epileptic seizure. **hysterical c.** One of the rarer manifestations of hysteria. During the attack the patient lies motionless and exhibiting just as many of the symptoms of profound c. as may be within her knowledge or conveniently simulated. **uremic c.** The c. which attends an attack of uremia. [Gr., *koma*, deep sleep.]

comatose (ko'mat-ōs). In a state of coma.

combination. 1. A joining or mixing of two or more things together, also the product of such junction or the state of being joined. 2. In chemistry, the act of union of two or more bodies to form a new body; the process which effects such a union or the result of such a union (i. e., the new compound body).

combustion. 1. Intense chemical change, attended by the development of heat and light and, sometimes, of flame. 2. A chemical operation in which the carbon and hydrogen content of a substance is determined. It consists of oxidizing the substance, with air or oxygen, to carbon dioxide and water, each of which is absorbed in specially constructed tubes. [Lat., *combustio*.]

comedo (kom-e'do). A plug of dried sebaceous matter filling the opening of a sebaceous follicle. [Lat., *comedo*, *comedonis*, glutton.]

co'mes. A companion; in anatomy, an accompanying structure. **venae comites.** Two or more veins accompanying an artery. [Lat., *con*, with, + *meare*, to go.]

com'ma bacil'ius. Syn.: *Spirillum of Asiatic cholera*. See *Spirillum*.

comma-tract. In the spinal cord a tract of fibers resembling a comma in cross section.

commen'sal. The state in which one organism lives in or on another without showing any harmful antagonism. [Lat., *com*, together, + *mensa*, table.]

commen'salism. Association of parasites so that one of them is benefited and the other neither benefited nor harmed.

com'minuted. Broken into a number of

pieces. **c. fracture.** See under *fracture*.
comminu'tion. The reduction of a solid body to small fragments; especially the fracture of a bone into several small pieces. [Lat., *comminutio*, from *comminuere*, to crumble.]

commissura (kom-is-su'ra). See *commissure*.
c. alba anterior. The anterior white commissure of the spinal cord. **c. ansa.** The outermost layer of the optic chiasm, consisting of fibers which descend from the lamina terminalis cinerea, pass superficially over the anterior and inferior surface of the chiasm, and continue their course backward to be lost in the tuber cinereum. **c. arcuata anterior.** The anterior fibrae arcuatae orbitales of the optic chiasm. **c. arcuata posterior** (seu *postica*). The posterior fibrae arcuatae cerebrales of the optic chiasm. **c. crassioris nervi acmula.** The middle part of the anterior cerebral commissure of the brain. **c. cruciata.** That portion of the optic chiasm in which the fibers are seen to actually decussate. **c. labiorum.** A point of junction of the lips (of the mouth, the vulva, or the cervix uteri). **c. labiorum dextra.** The union of the upper and lower lips on the right side of the face. **c. labiorum sinistra.** The union of the upper and lower lips upon the left side of the face. **c. peduncolorum conarii.** The point of union of the two peduncles of the pineal gland. **c. serratilis.** Union of bones by suture. [Lat., *con*, with, + *mittere*, to send.]

commissure (kom'is-sūr). 1. The point of union between any two parts or organs of the body, such as the angles of the lips, eyes, etc. 2. A collection of transverse fibers connecting parts in the brain or spinal marrow. **anterior arcuate c.** The anterior arcuate fibres of the optic chiasm. **anterior cerebral c.** A bundle of white nerve fibers at the anterior extremity of the third ventricle in front of the anterior pillars of the fornix. **anterior c. of the vulva.** The point of union of the labia majora below the mons Veneris. **anterior gray c.** Those nerve fibers in the gray columns of the cord which cross to the opposite side in front of the central canal. This c. is most distinctly marked in the upper cervical and lumbar regions. **anterior medullary c.** See *anterior cerebral c.* **anterior white c. of the brain.** An oval bundle of medullated fibers extending transversely from one cerebral hemisphere to the other, in front of the frontal extremity of the third ventricle, at the level of and near the rostrum of the corpus callosum. **anterior white c. of the spinal cord.** See *white c. of the spinal cord*. **canal c.** The sinus superior formed by the fusion of the anterior and posterior semicircular canals. **cerebrocerebellar c.** See *superior peduncles of cerebellum*, under *peduncle*. **c. of the eyelids.** The external or internal angle of the eyelids. **c. of the pineal gland.** See *peduncles of the pineal gland*, under *peduncle*. **c's of the**

vulva. See *anterior c. of the vulva* and *posterior c. of the vulva.* **gray c.** See *middle c.* **great c.** See *corpus callosum.* **Gudden's c.** The posterior fibers of the optic chiasm and the adjoining optic tract, inseparable by dissection. **horseshoe c.** See *Werneck's c.* **inferior c.** A band of nerve fibers, at the posterior end of the optic tract, which connect the opposite internal geniculate bodies. **inferior c. of the infundibulum.** See *lamina cinerea, under lamina.* **inferior c. of the vulva.** See *posterior c. of the vulva.* **median c.** See *corpus callosum.* **Meynert's c.** A small c. of white fibres imbedded in the gray matter behind the optic chiasm, separated from the latter and from the optic tracts by a layer of gray substance, and passing backward to penetrate the ventral surface of the cerebral peduncles. **middle c. of the brain,** **middle gray c.** A flattened band, composed chiefly of gray substance, connecting the two optic thalami. **optic c.** See *under chiasm.* **perineal c.** See *posterior c. of the vulva.* **posterior c.** Syn.: *posterior gray c., nervus thalamus conjugans.* A small band of grayish white nerve matter which is situated in the posterior wall of the third ventricle. **posterior c. of the vulva.** The point of union of the labia majora at the perineum. **posterior gray c.** That portion of the gray c. of the spinal cord that is situated behind the central canal. **posterior medullary c., posterior white c.** See *posterior c. superior c. of the vulva.* See *anterior c. of the vulva.* **terminal c.** A c. uniting the posterior extremities of the longitudinal nervous cords lying on each side of the body. **Wernekink's c.** A decussation of fibers within the pons Varolii. **white c. of the spinal cord.** A thin band of medullated nerve fibers extending the whole length of the spinal cord, lying at the bottom of the anterior median fissure and confounded behind with the gray c. [Lat., *con*, with, + *mittere*, to send.]

commotio (kom-o'she-o). A violent shaking.

commu'nicans. 1. Communicating, connecting. **communicans noni.** Filaments from the second and third cervical nerves, which descend upon the outer side of the internal jugular vein, and with the descendens noni form the ansa hypoglossi. [Lat., *communicare*, from *con*, with, + *munis*, bound.]

communica'tio. Communicating, connecting. **c. receptaculorum.** See *circular sinus, under sinus.* **c. scalarum cochlearae.** See *infundibulum cochlearae* under *infundibulum.* [Lat., *communicans*, to impart, share.]

commutator (kom'mu-tā-tor). The key in an electrical circuit by means of which the current can be severed. [Lat., *commutare*, to change.]

compat'ible. Of a drug, capable of being mixed with another without impairing the efficacy of the latter or the eligibility of the product.

compensa'tion. Compensatory action. See *compensatory.* [Lat., *compensatio.*]

compensa'tory. Making amends for a defect, as compensatory hypertrophy of the heart in valvular disease. **c. pause.** The lengthened diastole observed in the beat of the ventricle after an extra systole, due to the fact that the next auricular beat fails to stimulate the ventricle since it is then in the refractory phase. [Lat. *compensare*, to make good again.]

complaint (kom-plānt'). See *disease* and *symptom.* **bowel c.** See *diarrhea.* **summer c.** Summer diarrhea. [Lat., *complangere*, to bewail.]

complement (kom'ple-ment). One of the two active principles concerned in hemolysis, bacteriolysis, and other forms of cytotoxicity. It is present in fresh serum, but disappears after standing for several days or on heating at 56° C. for thirty minutes. It is attached to the cell by means of the amboceptor and acts as a ferment. **c. deflection, c. deviation.** The complement is fixed by the antigen-antibody combination and is made unavailable for a second antigen-antibody combination in a hemolytic or bacteriolytic fluid. **c. fixation.** See *c. deviation.* [Lat., *complere*, to complete.]

complemen'tal, complemen'tary. Filling up, supplying a deficiency, supplying the part of another. See *c. colors* under *color.* [Lat., *complere*, to complete.]

complemen'tal air. The amount of air that can be breathed in over and above the tidal air by the deepest possible inspiration. It is estimated at 1600 c.c.

complementoid (kom-ple-men'toyd). A modified complement in which the zymotaxic or cell-dissolving group is destroyed. They are formed at about 56° C., and still retain the binding or combining group for the amboceptor. [Lat., *complere*, to complete, + Gr., *eidos*, resemblance.]

complemen'tophil. Possessing an affinity for a complement, being the group in the amboceptor combining with the complement. [Complement + Gr., *philein*, to love.]

com'plementophil'ic group. The group of the amboceptor which anchors the complement and remains inactive until the cytophilic group of the amboceptor joins to the receptor of the cell, when cytotoxicity ensues.

complex (kom'plex). In psycho-analysis, a group of ideas bound together by some common feeling tone.

complex'ion. 1. As commonly used, the general appearance of the face, especially as to the tints of the skin, hair, and eyes. 2. The entire appearance of an individual in its relation to his health. [Lat., *complexio*, from *complecti*, to represent.]

complexus (kom-plek'sus). See *table of muscles*, under *muscle.*

complica'tion. 1. Lit., a folding together, the state of being complex. 2. A disease, a symptom, or the like, coexistent with and modifying the essential disease without being necessarily connected with it. [Lat., *complicatio.*]

- compo'nent.** 1. In mechanics, one of the primitive forces into which a single force can be resolved. 2. An ingredient. [Lat., *componere*, to put together.]
- composi'tion.** 1. The act of making up a finished product by the proper arrangement of its component parts, also the product itself. 2. The constitution of a compound substance, with reference to the elementary bodies and intermediate combinations that make it up and their relative quantities, arrangement, etc. 3. A compound. **structural c.** See *constitutional formula*, under *formula*. [Lat., *componere*, to put together.]
- com'pound.** 1. A mixture. 2. In chemistry, a substance, the molecule of which is made up of two or more dissimilar atoms. **aromatic c's.** See *benzene c's*, under *benzene*. [Lat., *compositum*.]
- com'press.** A folded piece of lint, cloth, or other material, so arranged as to make pressure on a part. [Lat., *compressus*, squeezed together.]
- compres'sion.** The act of compressing or state of being compressed. **c. of the brain.** That condition of the brain in which it is unduly pressed upon by any substance, such as a splinter of bone, a tumor, or a blood clot; also state of individual produced by such pressure. [Lat., *compressio*, from *comprimere*, to compress.]
- compressor** (kom-pres'sor). See *table of muscles*, under *muscle*.
- compromise** (kom'pro-mize). In psychoanalysis an incomplete adjustment of a mental conflict.
- compulsion** (kom-pul'shun). A forced action giving relief of psychical tension. **c. neurosis.** A group of nervous disorders characterized by compulsive thinking or actions.
- conalbu'min.** A proteid isolated from the whites of eggs.
- conam'arin.** A very bitter neutral resin obtained from the root of *Conium maculatum*. [Conium, + Lat., *amarus*, bitter.]
- conar'ium.** 1. A little cone. 2. The pineal gland. [Gr., *konarion*, dim. of *konos*, cone.]
- conation** (ko-na'shun). Effort, tendency, desire.
- concavitas** (kon-kav'it-as). A cavity. **c. chocularis (cerebri).** The infundibulum of the brain. **c. ossis petrosi.** The cavity of the tympanum. **c. uteri.** The cavity of the uterus. [Lat., *con*, with, + *cavus*, hollow.]
- con'centrated.** 1. Drawn to a single point or within narrow bounds. 2. Condensed, made strong in essential ingredients.
- concentra'tion.** 1. The process of increasing the amount of a dissolved substance relatively to the liquid without adding more of the substance; effected by evaporation, by distillation, or by freezing out the water in the solution. 2. A gathering together of anything that is diffused. [Lat., *concentratio*.]
- conception** (kon-sep'shun). 1. The act of conceiving or being conceived. The impregnation of the ovum; the first stage of generation on the part of the female. 2. An idea; an hypothesis. **false c.** Abnormal generation, as of a mole or an abnormal fetus. **imperative c.** In psychiatry, a general term for a class of ideas which may appear absurd or improper, but which can not be driven out, and may come into consciousness with compelling force; compulsive ideas. [Lat., *concipere*, to conceive.]
- concha** (kon'kah). Anything shaped like a shell, e. g., any shelllike cavity in the body, such as the hollow of the ear. **c. auriculae, c. auris.** The depression of the external ear between the anthelix, the tragus, and the antitragus. **c. bullosa.** Bullous enlargement of the middle turbinated bone. **c. cerebri.** See *infundibulum*. **c. of the ear.** See *c. auriculae*. [Lat., *concha*, shell.]
- conchiform** (kon'ke-form). Shaped like a shell or like one valve of a bivalve shell. [Lat., *concha*, shell, + *forma*, form.]
- conchiolin** (kon-ki'o-lin). An organic substance found in shells of mollusks, resembling keratin. [Lat., *concha*, shell.]
- conchitis** (kon-ki'tis). Inflammation of the concha of the ear.
- conchoid, conchoidal** (kon'koyd, kon-koyd'al). Like a shell. [Gr., *kogche*, shell, + *eidōs*, resemblance.]
- concocted** (kon-kok'ted). Digested, elaborated, perfected (formerly said of food and of the animal juices).
- concrema'tion.** Calcination. [Lat., *concremare*, to burn up.]
- con'crement.** A mass formed by the union of particles. **bile c's.** See under *bile*. [Lat., *concrecere*, to grow together.]
- concre'tion.** 1. A growing together of separate parts, also the formation of a concrement. 2. A concrement formed upon a nucleus of desquamated cells, clumped bacteria, mucus, or precipitated albumen or a foreign body and consisting of cholesterolin, bilirubin, uric acid, urates, phosphates, cystin, or other rarer materials. The forms are: *urinary, biliary*, and the *pancreatic*. They are found in the gall-bladder and bile ducts, the urinary tract, the pancreatic duct, and, more rarely, in the salivary duct and intestines. [Lat., *concretio*, from *cum*, together, + *crecere*, to grow.]
- concubitus** (kon-ku'bit-us). Sexual intercourse. [Lat., *concumbere*, to lie together.]
- concus'sion.** Condition induced by action of force in the shape of a blow or a fall not violent enough to cause demonstrable changes in the tissues, e. g., *c. of the brain, labyrinth*, or *spine*. [Lat., *concussus*, from *concutere*, to shake violently.]
- condensa'tion.** 1. The union of two chemical compounds to form a more complex one, usually attended by the elimination of heat. 2. The successive direct union of the molecules of a chemical compound with themselves, once or several times, resulting in the formation of polymers. 3. The formation of a pencil of parallel or convergent rays of light from divergent rays by means of a lens or mirror. 4.

In pathology, the solidification of a spongy structure, like that of the lung. See *carnification* and *hepatization*. 5. In psycho-analysis the fusion of events, thoughts and mental images. [Lat., *condensare*, to thicken.]

condens'er. An apparatus for effecting condensation of vapor, light, etc.; of Volta, an electrical accumulator. **Abbé's c.** See under *Abbé*. **achromatic c.** A c. in which the lens used has been rendered achromatic, that is, free from chromatic aberration. **bull's-eye c.** A planoconvex or a biconvex lens, which acts by concentrating the light in illuminating an opaque object under examination. **electrical c.** An instrument for the accumulation or storing of electricity by its conduction from a non-insulated surface to an insulated one, as in the Leyden jar. **Lieberkühn's c.** See under *Lieberkühn*. **Liebig's c.** See under *Liebig*. [Lat., *condensare*, to thicken.]

conditu'ra. A preserving, seasoning, flavoring. **c. cadaverum.** The embalming of the dead.

cond'om. A thin bag (formerly consisting of the prepared cecum of the sheep, or made of gold beaters' skin, now made of rubber) to be worn as a covering for the penis during coitus, to prevent impregnation or infection. [A corruption of *Condon*, the name of the inventor.]

condriglucose (kon-dri-glu'kōs). See *chondroitin acid*, under *acid*. [Gr., *chondros*, cartilage; + *glykys*, sweet.]

conduc'tion. The property or the process of giving passage to anything, especially heat, sound, and electricity. **aërial c., air c.** C., as of sound, to the ear through air. **bone c.** The c. of sound to the air through the bones of the skull. **contralateral c.** The name given to the conduction of nerve impulses in the central nervous system when the impulse passes to the opposite side from that in which it arose. **double c.** The transmission of an impulse in two directions, both to and from a nerve center, when a stimulus is applied to the middle portion of a pure sensory or motor nerve. [Lat., *conductio*.]

conductiv'ity. Conducting power. **coefficient of c. of electricity.** A number expressing the electrical c. of a body, estimated in a manner similar to that of the coefficient of c. of heat. **coefficient of c. of heat.** A number expressing the absolute or relative quantity of heat which passes in a unit of time through a plate of that substance of unit thickness and unit area whose surfaces are maintained in constant temperatures differing from one another by one degree. This applies equally to the c. of electricity. **specific c.** The relative capacity which some special substance exhibits for the transmission of heat, electricity, or nerve force.

conductor (kon-duk'tor). Any medium of transmission of force. **prime c.** That part of a frictional electrical machine which receives, and by its insulation re-

tains, the electricity developed. It is generally a metallic cylinder, but often of other and various forms. [Lat., *conductio*.]

conduran'go. A vine growing in Colombia, in South America. **c. bark.** The bark of *C. blanco*. It was introduced into Europe in 1871 as a remedy for cancer, and attained some reputation as such in the United States, but has now fallen into disuse. **C. blanco** (Sp.). A species which is the source of *c. bark*. [From the native name, *cundur-angu*. Lit., *condor-vine*.]

condylar (kon'dil-ar). Pertaining to a condyle. [Gr., *kondylos*, knuckle.]

condylarthrosis (kon'dil-ar-thro'sis). A variety of diarthrosis in which a condyle moves in a shallow elliptical articular cavity, allowing of angular movements and circumduction. [Gr., *kondylos*, knuckle, + *arthron*, to articulate.]

condyle (kon'dil). 1. A rounded protuberance or eminence upon a bone for articulation with an articular surface of another bone. 2. Loosely, any eminence on a bone. **c. of the mandible.** A process which projects upward from the posterior portion of each ramus of the mandible to articulate with the anterior portion of the glenoid fossa of the temporal bone. **external c. of the femur.** A rounded eminence on the outer side of the lower extremity of the femur. **external c. of the humerus.** The tubercular eminence on the outer side of the lower end of the humerus. **internal c. of the femur.** A rounded eminence upon the inner side of the lower extremity of the femur. Upon its inner surface is the internal tuberosity. **internal c. of the humerus.** A tubercular eminence upon the inner side of the lower extremity of the humerus. **occipital c's.** The two articular processes, one on each side of the occipital bone. They lie close to the anterior half of the foramen magnum, and articulate with the atlas. [Gr., *kondylos*, knuckle.]

condyloid (kon'dil-oid). Shaped like, associated with, or supporting a condyle. **anterior and posterior c. foramina.** See under *foramen*. [Gr., *kondylos*, knuckle, + *eidōs*, resemblance.]

condyloma (kon-dil-o'mah), pl. *condylomata*. A wartlike excrescence on the skin, of two sorts: **c. acuminata.** Vegetating, wartlike growths upon the skin surfaces exposed to moisture and infection, especially on the mucocutaneous juncture of the genitals, attended by an offensive discharge and known as *verruca acuminata* and moist or venereal warts. They have nothing to do with syphilis. **c. lata.** A symptom of secondary syphilis, consisting of flat, slightly raised, wartlike papules of the size of a pea to a five-cent piece, commonly coalesced, occurring about genitals and anus. [Gr., *kondyloma*, knob or hard lump.]

Condy's fluid. A proprietary preparation consisting of a solution of sodium permanganate, for which potassium permanganate solution is commonly used. [Henry

Bollmann Condy, Eng. physician of the nineteenth century.]

cone (kōn). 1. A pyramid with a circular base. 2. An aggregated fruit composed of a conical or oval mass of imbricated scales, as in the pine and in gymnosperms generally. **c. body**. The inner segment of a retinal c. **c. fibers**. The prolongations outward (toward the sclerotic) of the retinal c's. They enlarge to form the c. granules, and terminate, in pyramidal bases, upon the surfaces of the outer molecular layer of the retina, from the edges of which are given off fine processes. **c. granules**. Nucleated enlargements of the c. fibers situated between the *membrana externa limitans* and the intergranular layer of the retina. **c. of attraction**. An elevation of the outer layers of the vitelline membrane at the place where the spermatozooids are to enter it. **c's of the retina**. See *retinal c's*. **c. rod**. The outer segment of a retinal c. **crystalline c's**. In compound eyes, transparent c's which lie between the corneal lens and the retinulae, one for each lens. **fibrous c**. See *corona radiata*, under *corona*. **primitive c's**. The c'-like appearance formed by the collecting tubules, arising from single principal tubes in the medulla of the kidney, extending to the surface of the cortex in the same medullary radius, and there dividing into numerous uriferous tubules. **retinal c's**. Bulbous bodies in the layer of the rods and cones of the retina. They are divided into two segments, an inner, the c. body, and an outer, the c. rod, which is usually the shorter. [Gr., *konos*, cone.]

coneph'rin. A trade name for a solution of cocaine and epinephrin.

cones'si bark. A bark obtained from *Holarrhena antidysenterica*, yielding conessin.

conessin (kon-es'sin). An alkaloid found in the bark of *Wrightii antidysenterica* or *Holarrhena antidysenterica*.

confabulation. In psychiatry, a syndrome in which occurrences are unconsciously fabricated. Frequently seen in paresis, Korsakow's syndrome, and in hysteria.

confec'tion. A preparation of soft, solid consistence, composed of one or more medicinal substances, made up with some saccharine excipient, sugar, honey, or syrup. See also *conserve* and *electuary*. Among the more common c's are c. of opium; c. of rose; c. of senna. [Lat., *con*, together, + *facere*, to make.]

configura'tion. The general form of an object. In phrenology, the faculty of appreciating form. In chemistry, the arrangement of atoms in the molecule of a chemical compound, generally applied to those compounds which have one or more symmetrical carbon atoms. [Lat., *configurare*, to give form to.]

confine'ment. Restraint by sickness, therefore childbed. **estimation of probable date of c**. Add seven days to the date of the beginning of the last menstruation and count back three months.

[Fr., *confiner*, to restrain within a place.]

conflict (kon'flikt). In psycho-analysis the mental disturbance which represents the opposing of unconscious strivings by conscious ideals.

confluent. Mixed together; not separate. [Lat., *confluens*, running together.]

confric'tion. The rubbing or chafing of two or more things together; in pharmacy, reduction to powder by attrition, the squeezing of a juice from fruit and the expression of juice through a filter. [Lat., *confricare*, to rub together.]

confronta'tion. The expedient of confronting a patient with the person from whom his disease was contracted, so as to determine the nature of the latter's disease and thus aid in the diagnosis.

confu'sion. A blending, disordering, confounding. **c. colors**. Certain compound colors used in examination for color-blindness; they are usually gray, buff, etc., which more or less resemble the primary color to be matched, and, if selected by the patient in matching the sample, they indicate color-blindness. **mental c**. Disturbance in orderly association of ideas, seen in dementia praecox and a variety of psychoses, psychoneuroses, toxic states, etc. [Lat., *confusio*.]

congelation (kon-je-la'shun). 1. Freezing, the solidification of a liquid in consequence of a reduction of temperature; as sometimes used, coagulation. 2. The freezing of an animal body or member, so as to destroy the vitality of the tissues. [Lat., *congelare*, to congeal.]

congenital (kon-je'n'i-tal). Existing from birth or born within one. [Lat., *congenitus*, born or produced together with; Fr., *congenital*, existing at time of birth.]

congest'ed. In a state of congestion.

congestion (kon-je'st'shun). An abnormal accumulation of blood in a part; hyperemia. **active c**. A state of hyperemia in which too much blood is propelled into the affected part. It often constitutes the first manifestation of inflammation. **cerebral c**. C. of the brain; described as occurring under three forms—the light, the severe, and the apoplectic. **collateral c**. See under *circulation*. **general venous c**. Overloading of the veins of the systemic circulation, as in certain forms of valvular disease of the heart. **hepatic c**. C. of the liver. The condition may be active, such as is induced by excesses in eating or malarial disease and in typhus or typhoid fever. Passive hepatic c. may arise in the course of any disorder disturbing the systemic circulation. **hypostatic c**. Gravitation of blood to the lower parts of the body or of certain organs, as in the dead body and in persons with an enfeebled heart. **mechanical c**. Passive c. due to any mechanical cause, such as an impediment to venous circulation, as in Bins' treatment. **passive c**. See *venous c*. **plethoric c**. See *plethora*. **pulmonary c**. C. of lungs; active pulmonary c. is associated with dilated capillaries, increased supply of blood to the part, and an accelerated

- current. **renal c.** C. of the kidneys. In active renal c. the symptoms are pain, frequent and urgent desire to micturate, hematuria, and renal casts. The symptoms of passive renal c. follow long-standing cardiac disease. **spinal c.** An acute or chronic condition of the spinal cord in which the characteristic symptoms are pain of an aching variety and palsy. **splenic c.** C. of the spleen in cardiac disease. It is to be distinguished from the structural enlargement to which its continuance gives rise. **venous c.** Engorgement of the veins from any cause which interferes with the freedom of the circulation. [Lat., *congerere*, to accumulate.]
- conges'tive.** Pertaining to, of the nature of, or due to congestion.
- conglobate** (kon'glo-bāt). A term in descriptive bacteriology meaning clustered together.
- conglomerate** (kon-glom'er-āt). A term in descriptive bacteriology meaning clustered together. [Lat., *con*, together, + *glomerare*, to heap.]
- conglu'tin.** The alkali albuminate obtained from almonds, the kernels of stone fruit, and lupins.
- conglutination** (kon-glu-tin-a'shun). 1. The union of two contiguous bodies by the interposition of a third, as of two fingers each deprived of its integuments, or of the pleurae to the lungs by effused matter. 2. In pathology, the special agglutination of sensitized bovine blood corpuscles, produced by bovine serum. [Lat., *conglutinatio*.]
- conglutinin** (kon-glu'tin-in). The special agglutinating substance in bovine serum producing conglutination.
- Con'go-red.** A dye used in the analysis of the acidity of stomach contents.
- con'gress.** An assembling. **sexual c.** Coition. [Lat., *congressus*, from *congregi*, to come together.]
- conhy'drin.** A natural alkaloid found in *Conium maculatum*.
- conidiophore** (ko-nid'e-o-fōr). The branch of the mycelium of a fungus which bears spores, or conidia. [Lat., *conidium*, + Gr., *phoros*, bearing.]
- conidiospore** (ko-nid'e-o-spōr). A spore developing in certain molds on special branches termed conidiophores. [*Conidium* + *spore*.]
- conidium** (ko-nid'e-um). The asexual spores of certain fungi. [Gr., *konidion*, a particle of dust.]
- conif'erin.** A glucosid, $C_{16}H_{22}O_8$, obtained from the cambium of coniferous woods.
- conif'erous.** Having or bearing cones.
- coniin** (ko'ne-in). An alkaloid with the chemical composition $C_8H_{17}N$.
- coniopsidal** (ko-ne-op'si-dal). Ground for the purpose of correcting all spherical aberration; said of lenses.
- Coniosel'inum.** A genus of umbelliferous plants allied to *Ligusticum*. **C. canadense.** Hemlock parsley, found from Maine to Wisconsin; used sometimes in dysentery. [Gr., *koneion*, hemlock, + *selimon*, parsley.]
- Conium** (ko-ne'um). 1. Poison hemlock; a genus of the *Umbelliferae*. 2. Of the U. S. Ph. and Br. Ph., the full grown fruit of *C. maculatum* gathered while yet green, and carefully dried. List of poisons and their antidotes, see in *appendix*, page 938. **conii folia.** The leaves of *C. maculatum* [Br. Ph.]. **conii frustus, conii semen.** See C. (2d def.) [Br. Ph.]. **C. maculatum** [Linnaeus]. Spotted hemlock. This plant was formerly in high repute as a resolvent and anodyne. The extract, fluidextract, and tincture are employed. **extractum fluidum conii alcoholicium.** Fluidextract of c., fluidextract of hemlock fruit, fluidextract of c. seed [U. S. Ph.]. **succus conii.** The juice of *C. maculatum*, made by bruising fresh c. leaves, expressing the juice and adding alcohol [Br. Ph.]. **tinctura conii.** Tincture of c., representing 20 per cent. of conium fruit [Br. Ph.]. [Gr., *koneion*, *konion*.]
- conjoined', conjoint'.** 1. Combined. 2. Concomitant; said of diseases.
- conjugal** (kon'ju-gal). Pertaining to married life; in pathology, affecting both husband and wife or conveyed from the one to the other. See *conjugal diabetes*, under *diabetes*. [Lat., *conjux*, a spouse.]
- conjugate** (kon'ju-gāt). 1. In chemistry, consisting of two or more acids, united to form an acid. 2. In botany, paired; having the leaflets disposed in a single pair on the opposite sides. **anatomical c.** See *c. diameter*. **c. diameter.** The antero-posterior diameter of the superior strait of the pelvis. Also called *c. vera*. **c. focus.** The focus of an object lying farther away than the principal focus of a lens, but not so far as to give parallel rays. The c. focus and the object are interchangeable in the sense that if the object is placed at the conjugate focus, its focus will then be found where the object was formerly situated. **c. vera.** See *c. diameter*. **diagonal c.** The distance between the promontory of the sacrum and the lower border of the symphysis pubis. **external c.** The distance between the posterior surface of the upper part of the sacrum and the anterior surface of the symphysis pubis with the overlying soft parts, as measured by the pelvimeter. Also called *Baudelocque's diameter*. **oblique c.** See *diagonal c.* **obstetrical c.** The distance from the promontory of the sacrum to a point on the posterior border of the symphysis pubis, a few mm. from its upper margin. **true c.** The distance between the promontory of the sacrum and the pubic symphysis. [Lat., *conjugata*, from *con*, with, + *jugum*, yoke.]
- conjugation** (kon-ju-ga'shun). In biology, the union of two or more individuals into one. **multiple c.** The coalescence of a number (more than two) of similar cells. [Lat., *conjugatio*.]
- conjunctiva** (kon-junk-te'vah). The thin mucous membrane covering the inner surface of the eyelids and a portion of the sclera. **bulbar c., c. bulbi.** The mu-

cous membrane covering the anterior third of the eyeball, from the fold of transmission or retrotarsal fold to the corneal margin. It is loosely connected with the sclerotic, is much thinner than the conjunctiva covering the retrotarsal fold, and loses its papillary structure. **c. corneae**. The layer of epithelial cells covering the anterior surface of the cornea. **c. palpebrae, c. palpebrarum**. See *palpebral c. c. sclerae, c. scleroticae*. See *bulbar c. c. tarsi*. See *palpebral c. c. testiculi*. The internal layer of the tunica vaginalis of the testicle. **palpebral c., tarsal c.** The mucous membrane lining the inner surface of the eyelids, which at the ciliary margin passes insensibly into the cutis of the eyelids. It extends as a lining membrane into the ducts of the meibomian glands, the lacrimal canaliculi, and the sac. [Lat., *con*, with, + *jungere*, to join.]

conjunctivitis (kon-junk-tiv-'it'is). Inflammation of the mucous membrane covering the conjunctiva. It varies in intensity from a slight injection to extensive pathological changes. **acute c.** A form of c. of rapid onset due to trauma. **acute catarrhal c., acute contagious c.** A form due to infection with various organisms. Commonly known as *pink-eye*. **apthous c.** See *pustular ophthalmia*, under *ophthalmia*. **atropin c.** A reddened, thickened, and granular condition of the conjunctiva produced by the local instillation of atropin. It occurs usually after long-continued use of the drug. **autumnal c.** An aggravated type of catarrhal c. coming on during the middle or latter part of August. See *hay-fever*, under *fever*. **blennorrhagic c., blennorrhoeal c., acute catarrhal c., c. neonatorum**. See under *ophthalmia*. **c. nodosa**. Conjunctival nodules due to the hairs of the brown-tailed moth and other caterpillars. See *ophthalmia nodosa*. **c. pelrificans**. White opaque spots in the conjunctiva due to lime salts. **c. phlyctenulosa**. A form of c. characterized by the appearance of one or more vesicular elevations in the conjunctiva, usually near the corneal margin and accompanied by a network of vessels extending outward. **c. phlyctenulosa maligna**. A form of c. in which the vesicles are distinctly larger than in the simple form of the disease, and involve the cornea from the start. **c. phlyctenulosa miliaris**. A form of c. in which the vesicles are multiple and very small, like little sandy prominences, extending all round the corneal margin, and even upon the cornea itself. **croupous c.** That variety of c. which is characterized by the formation of a more or less extensive membrane upon the surface of the conjunctiva of the lids. **diphtheritic c.** A disease characterized by a rapid and very marked swelling of the lids, due to a more or less extensive infiltration, not only of the conjunctiva, but also of the other tissues of the lids. **drug c.** See *atropin c.* **eczematous c.** C. with lesions resem-

bling those of eczema or due to an extension of eczema to the eye. **erysipelatous c.** The inflammation of the palpebral and sometimes of the ocular conjunctiva which accompanies erysipelas of the face. **exanthematous c.** C. occurring in the course of an exanthematous fever or accompanied by an eruption about the eye (e. g., measles, zoster or eczema). **follicular c.** A form of c. in which there are small round translucent elevations in the conjunctiva, situated mostly in the fornix and generally parallel to the margin of the lid. **gonorrhoeal c.** A purulent c. due to contact with the purulent discharge from a specific urethritis. **granular c.** An acute contagious and inflammatory c. causing thickening and vascularity of the palpebral conjunctiva and the formation of granular elevations or lymphoid infiltrations which ulcerate and cicatrize. See *trachoma*. **gummatous c.** A localized c. of plastic type, occasioned by the development of a syphilitic tumor in the conjunctiva or subconjunctival tissue. **hypertrophic c.** Chronic catarrhal c. with hypertrophy of the conjunctival papillae. **lacrimal c.** Inflammation of the conjunctiva through the lacrimal tract, usually unilateral. **lymphatic c.** A form of c. considered by some authorities identical with phlyctenular c.; by Herz as a herpes ciliaris due to reflex irritation of pediculi capitis through the branches of the fifth nerve to the conjunctiva. **membranous c.** See *croupous c.* **metastatic (gonorrhoeal) c.** Infection of the conjunctiva through the general circulation. **Parinaud's c.** See under *Parinaud*. **phlyctenular c.** See *c. phlyctenulosa*. **plastic c.** See *croupous c.* **pseudomembranous c.** See *croupous c.* **purulent c.** An acute inflammation of the conjunctiva with pus formation; nearly always due to infection with gonococci. **scrofulous c.** A form of chronic c. characterized by phlyctenulae, by miliary nodules in the region of the cornea, or by serpiginous ulceration of the cornea, and attributed to scrofula. **toxic c.** C. due to the application of too stimulating remedies, e. g., calomel. **trachomatous c.** See *granular c.* **tuberculous c.** C. due to tuberculous infection. **vernal c.** A hyperplastic form of c. occurring in the spring and summer.

connate'. 1. Congenital. 2. Born or produced together, originally united. 3. In anatomy, ossifying from the same center. [Lat., *con*, together with, + *nasci*, to be born.]

connective. Pertaining to a tissue that unites, supports, or binds together. See *c. tissue*, under *tissue*. [Lat., *connectivus*.]

connivens. 1. Folding in upon each other. 2. Arranged in circular folds, e. g., *valvulae conniventes*. [Lat., *connivere*, to wink, from *con*, with, + *nivere*, to close.]

conoid (ko'noyd). Cone-shaped. **c. ligament**. See under *ligament*. [Gr., *konos*, cone, + *eidōs*, resemblance.]

consanguinity. Blood relationship.

consciousness (kon'shus-ness). The mental state caused by obstruction to automatic activity. The function of the cerebral mechanism to use experience for purposeful activity. **double c.** The state of a person (a somnambulist, a hypnotic, or the like) who leads two alternating courses of life, one during his ordinary condition, and the other when in a state of somnambulism, etc., having no remembrance of the real or supposed events of the one while in the other. **muscular c.** See *muscular sense*. [Lat., *conscientia*.]

consecutive (kon-sek'u-tiv). 1. Following each other in uninterrupted sequence. 2. Occurring as a sequel or consequence. [Lat., *consequi*, to occur in sequence.]

conescence, conescency (kon-senes'senz, kon-sen-es'sen-se). Progress toward senility. [Lat., *conescere*, to grow old.]

consensual (kon-sen'su-al). 1. Caused by sensation, and not through an intermediate discriminating will or feeling. 2. Related, sympathetic; said of symptoms. [Lat., *con*, with, + *sensire*, to feel.]

conserva'tion. The preserving of anything against loss or deterioration. **c. of energy.** A principle universal in its application, by virtue of which any form of energy, whether occurring in organized or in unorganized bodies, never suffers loss but is transmuted into some other form of energy of equivalent power. An example of the c. is found in the development of heat by the arrest of a moving body. [Lat., *conservare*, to protect.]

conser'vative. In pharmacy, preservative; in surgery, aiming at the preservation of injured parts as far as possible, together with the interests of the patient, rather than at brilliancy in procedures. [Lat., *servare*, to preserve.]

con'serve. A preparation formerly made by covering fresh drugs with a layer of sugar, and afterward, by beating fresh vegetable substances with sufficient sugar into a uniform mass. [Lat., *conser'va*.]

consis'tence. Thickness, solidity; also the degree of solidity of a body; the degree of closeness of aggregation of the particles which compose a substance. [Lat., *consistere*, to be firm.]

consolida'tion. The act of making or becoming solid; especially the process of solidification of the lungs by engorgement and by exudation into the alveoli.

consommé (kon-sum-à'). A broth so strong as to gelatinize when cold; a clear soup. [Fr.]

con'sonance. The state of being consonant, also the production of consonant or harmonious sounds.

con'sonant, con'sonating. Sounding in unison with another sound caused by vibrations of air within an inclosed space, and strengthened thereby (said of pulmonary sounds heard on auscultation). [Lat., *consonare*, to sound in unison.]

con'stancy. 1. In electrophysics, absence of interruption or of variation in intensity. 2. Of microorganisms, unchange-

ableness under cultivation. [Lat., *constare*, to stand together.]

con'stant. In electrophysics, uninterrupted; not accompanied by marked variations of intensity.

con'stant. In physics, a value which is not subject to variation and which therefore serves as a unit of measurement, or as an unchanged factor in a given equation.

con'stipated. Subject to, or affected with, constipation.

constipation (kon-sti-pa'shun). A condition in which the evacuations from the bowels are infrequent or difficult.

constituent (kon-stit'u-ent). 1. Entering into the composition of a compound; as a n., an ingredient. 2. Giving consistence to a compound. [Lat., *constituere*, to set in order.]

constitution (kon-sti-tu'shun). 1. In chemistry, the structure of a substance; its make-up with reference to the arrangement of its atoms. 2. A kind of physiological basis or predisposition, presenting itself as something constant in the individual. [Lat., *constitutio*.]

constitu'tional. 1. Pertaining to the constitution (said of conditions which affect the entire system). 2. Congenital. 3. Due to some peculiarity of the constitution. 4. Expressive of the order of arrangement of the atoms contained in a molecule. **c. formula.** See under *formula*.

constrict'ed. Tightened or contracted. [Lat., *constrictus*, drawn or bound together.]

constric'tive. Pertaining to or exerting constriction; as a n., an astringent, a styptic.

constrict'or. Anything that exerts constriction, especially a constricting muscle. See *table of muscles*. [Lat., *con*, with, + *stringere*, to draw.]

constrin'gent. Causing constriction; as a n., an astringent.

consult'ant. A medical practitioner called in consultation.

consultation (kon-sul-ta'shun). 1. The act of consulting. 2. A meeting of two or more practitioners to examine into the features of a case of disease or injury and to settle upon the course of treatment to be pursued. [Lat., *consultare*, to deliberate together.]

consumption (kon-sump'shun). 1. A using up (as of food or of a stock of supplies), also the amount used up in a given time. 2. A wasting away of the body, especially as the result of pulmonary tuberculosis, also that disease itself. **acute pulmonary c.** See *acute miliary tuberculosis*. **c. of the bowels.** Intestinal tuberculosis. **c. of the lungs.** Pulmonary phthisis. **galloping c.** See *acute miliary tuberculosis*. **laryngeal c.** See *tuberculous laryngitis*, under *laryngitis*. **miner's c.** Black phthisis, black spittle, the black lung of coal miners; a disease produced by the inhalation of particles of solid matter, such as the dust from coal, iron, glass, stone, etc., which accumulate in the pulmonary alveoli and

are taken up by the lymphatics and deposited in the bronchial glands and eventually in other situations. **pulmonary c.** See *pulmonary phthisis*, under *phthisis*. [Lat., *consumere*, to waste away, to consume.]

consump'tive. Pertaining to, of the nature of, or affected with consumption, especially pulmonary consumption; as a n., an individual having that disease.

con'tact. The state in which two or more bodies touch each other; a close association between two or more individuals. **c.**

action. See *catalysis*. **c. substance.** See *catalyst*. **direct c., immediate c.**

The c. of objects or individuals with each other without the intervention of another object or individual. **indirect c., mediate c.** The c. of a person with another or with anything by the intervention of some one or something. **C.** by means of an interposed substance. In pathology, see *mediate contagion*. **optical c.** A c. between two transparent surfaces (as when two varieties of glass are united to form a single lens), so that there is no change in the direction of rays of light passing through the two media; also the c. of pigments with glass, so that there is no reflection from the painted side. [Lat., *con*, together, + *tangere*, to touch.]

contag'ion. 1. The communication of disease from one individual to another by means of direct or mediate contact. 2. The material cause or virus of a contagious disease. **direct c.** Contact of the living body with any specific morbid material capable of development within or upon that body, and by which disease, similar to that of which the *materies morbi* formed a part, is reproduced. **immediate c.** C. due to actual contact with an affected person. **mediate c.** The acquisition of a contagious disease from an intermediary person rather than directly from one affected with it. **mental c.** The occurrence or causation in neurotic persons of symptoms like those manifested by other persons with whom they are associated; neurotic mimicry. [Lat., *contingere*, to touch.]

contag'ionist. A believer in the contagious origin of a given disease. **contag'ious.** Susceptible of communication by contagion. **c. disease.** A d. susceptible of communication by contagion. **contagium** (kon-ta'je-um). A virus or material having contagious properties. **con'tinence, con'tinent.** Self-restraint, especially abstinence from sexual indulgence. [Lat., *continens*, temperate.] **contin'ued.** Uninterrupted; said of a fever without intermissions. [Lat., *continere*, to hang together.]

continuity (kon-tin-u'it-e). The state of being continuous, unbroken, uninterrupted. [Lat., *continere*, to hang together.]

contor'tion. A twisting or writhing of the body or of a part. [Lat., *contorquere*, to twist.]

contra- A prefix from the Lat., *contra*, against, in opposition; used in compound words.

contrac'ted. Drawn together upon itself, narrowed, shortened; lessened in size; of a muscle, in a state of active contraction. [Lat., *contrahere*, to draw together.]

contracted pelvis. A female pelvis, the diameters of which are less than normal. Tarnier and Budin's classification of contracted pelvis is as follows: 1. Pelvic anomalies due to excess of malleability of pelvic bones, as, rachitic p., flat p., osteomalacic p. 2. Anomalies due to abnormal transmission of the body weight to one side, as lordosis, scoliosis, kyphosis. 3. Anomalies resulting from abnormal articulation of the vertebral column with the sacrum, as, spondylolisthesis, spondylizeme. 4. Anomalies resulting from the abnormal direction of the upward and inward force exerted by the femora, as, unilateral lameness, bilateral lameness. 5. Anomalies resulting from primary defects in the development of pelvic bones, as, excess of development, localized and symmetrical or localized and asymmetrical.

contrac'tile. Capable of contracting; tending to contract.

contract'ility. Capacity for or tendency to contraction; especially capacity for responding to stimulation by movement.

ameboid c. The form of contraction by pseudopods characteristic of amebae.

animal c. See *voluntary c.* **cellular c.** The c. of masses of protoplasm. **ciliary c.** Protoplasmatic movement originating in the substance of the ciliary cellules, and without influence from the nerve centers. **electrical c.** The c. of a muscle on electrical stimulation. **faradic c.** The c. of a muscle on stimulation with a faradic current. **galvanic c.** The c. of a muscle on galvanic stimulation. **involuntary c.** Capacity for movements (such as those in smooth or unstriated muscular fiber) which are not dependent upon or governed by the will. **muscular c.** The contractile power of a muscle. **voluntary c.** That c. which depends upon or is governed by the will of the individual; as that in striated muscle. [Lat., *contractilitas*.]

contrac'tion. 1. The act of contracting. 2. The state of being contracted. 3. In physiology, the sum of the phenomena which accompany a single muscular movement. **anodal closure c.** See under *anodal*. **anodal opening c.** See under *anodal*. **breaking c.** The contraction that takes place in a muscle through which a galvanic current is passing at the moment of breaking the circuit. **cathodal closure c.** See *cathodal closure clonus*, under *clonus*. **cathodal duration c.** A contraction occurring at the cathode and persisting during the entire time of closure of the circuit. The same as cathodal closure tetanus. **cathodal opening c.** See *cathodal opening clonus*. **c. ring.** Syn.: *Bandl's ring*. A circular ridge of tissue in the parturient uterus that separates the upper contractile portion of the uterus from the lower passive

portion. When an obstruction exists to the passage of the child, this ring may be felt as a transverse ridge, extending across the lower portion of the uterus. **Dupuytren's c.** A c. of the fingers and palm. **fibrillar c's, fibrillary c's.** Uncoordinated contractions of simple fibers or groups of fibers in a muscle. The term is especially used to designate a flickering, uncoordinated contraction of the heart-muscle. **front tap c.** A modification of the ankle clonus described by Gowers. It is a reflex extension movement of the foot elicited by tapping the muscles on the front of the leg. **idiomuscular c.** 1. A localized c. observed in a fatigued muscle when struck violently with a percussion hammer; described by Schiff. 2. See *myo-edema*. **idiopathic c. with rigidity.** See *contracture*. **making c.** The c. which takes place in a muscle, through which the galvanic current is passing, at the moment of making the circuit. **overmaximal c.** A further c. (exceeding the previous maximum) which takes place when the strength of a stimulus applied to a muscle is gradually increased until a maximum of c. is obtained, and then, after a short interval, is increased still further; first observed by Fick. **paradoxical c.** 1. A c. of the muscles supplied by both branches of a large nerve (like the sciatic in the frog) observed when an electrical current is applied to one of its two primary divisions. 2. Of Westphal, the c. of a muscle when its points of origin and insertion are suddenly approximated (i. e., when the muscle is suddenly relaxed); usually associated with paresis of the lower extremities. **peristaltic c.** The moving ring of c. of the muscular coat of the intestines by which their contents are propelled downward. **permanent c.** See *contracture*. **pulsatile c's.** Certain c's of the orbicularis palpebrarum muscles which are synchronous with the pulse. **rhythmical c.** A c. (such as that of the heart) which recurs at regular intervals. **secondary c.** A muscular c. corresponding to the cardiac systole observed when the nerve of a muscle nerve preparation is laid upon a living heart; described by Matteucci in 1842. A similar contraction obtained from a therapeutic frog preparation when the nerve of one muscle is stimulated by the action currents set up in another muscle. **spastic c.** Convulsive muscular c. without intervals of relaxation, as in tetanus. **tetanic c.** Firm and prolonged muscular c. such as occurs in tetanus or when rapidly repeated induction shocks are passed through a muscle. **unipolar induced c.** A c. such as is produced in a frog's muscle (not entirely insulated) when a single electrode is applied to it, the other end of the circuit being connected with the ground. **vermicular c.** See *peristaltic c.* [Lat., *contrahere*, to contract.]

contractor. A muscle the action of which is to render a part tense; a tensor.

contracture. The condition of permanent contraction assumed by a muscle after prolonged and excessive stimulation or the similar condition observed after certain lesions of the central nervous system. [Lat., *contractura*.]

contrahens (kon'trah-hens). Contracting; as a n. m., a constricting or puckering muscle, also an astringent.

contra-indicant. Having the force of a contra-indication.

contra-indication (kon'trah-in-di-ka'shun). A symptom or sign indicating that a particular method of treating a disease or the use of a particular remedy is not to be followed. [Lat., *contra*, against, + *indicare*, to point to.]

contralateral conduction. See under *conduction*.

contrast. A comparison of two or more things for the purpose of showing their difference, also the degree of difference so detected. **color c., c. of colors.** A modification of the visual impression that takes place when two or more objects of different color are viewed simultaneously or in quick succession. **c. stain.** A s. used to color unstained tissue, part of which has already been colored with a different stain. **simultaneous c.** A form of c. of colors obtained when two contiguous colors are looked at at the same time. **successive c.** That form of c. of colors in which two colors are looked at in rapid succession, so that the after-image from the first color modifies the sensation that would be produced by the second color.

contrastimulus (kon'trah-stim'u-lus). A hypothetical natural force operating within the body in conjunction with another termed *stimulus*, the two, when exactly balanced, maintaining a state of health.

contravolitional (kon'trah-vo-lish'on-al). Involuntary; done in opposition to the will.

contre-coup (kontr'koo). Lit., a counter-stroke. The shock or effect produced on one side of the skull by a blow on the other. [Fr., *contre-coup*, a back-blow, rebound.]

contri'tus. Bruised; reduced to a coarse powder.

control' experiment. An experiment made to test the correctness of another, particularly one made at the same time as another and with all the conditions alike except one, in order to test the effect of the excepted condition.

contund'ing. Contusing; producing a contusion. [Lat., *contundere*, to bruise.]

contu'sion. A compression and laceration of the tissues by a blow from a blunt instrument; a bruise. In pharmacy, a beating into coarse pieces. [Lat., *contusio*, from *contundere*, to bruise.]

conus (ko'nus). 1. A cone or a cone-shaped body. 2. A posterior staphyloma, so-called, crescentic in shape and seen on one or the other side of the optic disk, usually the temporal. It is a thinning or atrophy of the choroid stroma, including the pigment, which allows the

white sclera to become visible. **c. arteriosus**. The conical prolongation upward of the right ventricle of the heart, from which the pulmonary artery arises. **c. cochleae**. See *modiolus*. **c. corporis striati**. The anterior rounded extremity or the corpus striatum. **coni Malpighii**. See *pyramids of Malpighii*, under *pyramid*. **c. medullaris**. See *c. terminalis*. **coni retinae**. See *retinal cones*, under *cone*. **c. terminalis**. The lower pointed extremity of the spinal cord. **coni tubulosi**. See *pyramids of Malpighii*, under *pyramid*. **coni vasculosi, coni testiculi**. A series of small conical masses, composed of the convolutions of the efferent tubules of the testicle. They form a part of the globus major of the epididymis and their tubules open into a common duct, forming the origin of the vas deferens. [Gr., *konos*, cone.]

convalescence (kon-va-les'ens). The recovery of strength after an illness; the state of the body when recovering from a disease or injury or from the weakness, etc., incident to parturition. [Lat., *convalescere*, to become strong.]

convallamaretin (kon''val-lam-ar-e'tin). A product, $C_{20}H_{30}O_8$, obtained from convallamarin. [Convallaria + Gr., *retine*, resin.]

convallamarin. A glucosid, $C_{22}H_{44}O_{12}$, found in *Convallaria majalis*. It acts on the heart like digitalis. [Convallaria + Lat., *amarus*, bitter.]

convallaretin (kon-vaj-lar-e'tin). A poisonous substance, $C_{28}H_{52}O_6$, resulting from the action of acids on convallarin. [Convallaria + Gr., *retine*, resin.]

Convallaria. 1. Lily-of-the-valley. 2. Genus *Streptopus*. 3. Genus *Dischorsandra*. Of the U. S. Ph., the rhizome and rootlets of *Convallaria majalis*. The fluidextract is official. **C. maialis, C. majalis, C. Mappi**. The flowers and root contain convallarin and convallamarin, upon which the action depends.

convallarin. A glucosid, $C_{34}H_{52}O_{11}$, obtained from *Convallaria majalis*.

convergence (kon-ver'jens). The state of being convergent; also the power of converging or bringing together (said especially of the eyes). [Lat., *convergentia*.]

convergent. Inclining toward each other, coming together at a common point. [Lat., *con*, with, + *vergere*, to turn.]

conversion (kon-vēr'shun). In psychoanalysis the process by which psychical emotions are transformed into physical symptoms.

convoluted (kon'vo-lu-ted). Rolled upon itself. **c. tubules**. See under *tubule*. [Lat., *con*, with, + *volvere*, to roll.]

convolution. 1. The process of winding spirally or irregularly. 2. A coil of intestine, also a raised portion of similar appearance on the surface of the brain. 3. The phase or condition of a nucleus in indirect or karyokinetic division in which the nuclear fibrils become sharply defined, twisted, and convoluted, so as to give somewhat the appearance of an irregularly wound ball of twine. **angular c.** A gyrus, sometimes extremely complex,

which forms the posterior portion of the inferior parietal lobule. **annectant c's**. The four gyri which connect the c's on the upper surface of the occipital lobe with the parietal and temporosphenoidal lobes. **anterior central c.** See *ascending frontal c.* **anterior choroid c.** See *gyrus choroides*, under *gyrus*. **anterior orbital c.** A c. which lies in front of the orbital sulcus. **anteroparietal c.** See *ascending frontal c.* **Arnold's c.** See *gyri posteriores inferiores*, under *gyrus*. **ascending frontal c.** Syn.: *transverse c.*, *anteroparietal gyrus*. A gyrus forming the anterior boundary of the fissure of Rolando, with which it is parallel. **ascending parietal c.** Syn.: *postero-parietal gyrus*. A c. running parallel with the ascending frontal c., but separated from it, by the fissure of Rolando, except at its extremities, where the two are generally united. **Broca's c's**. A term sometimes applied to the operculum, but more properly to the inferior, or third, frontal c. **callosal c.**, **callosomarginal c.** See *gyrus fornicatus*, under *gyrus*. **cerebral c's**. The c's of the cerebrum. **c. of the corpus callosum**. See *gyrus fornicatus*, under *gyrus*. **c. of the sylvian fissure**. The complex c. that bounds the fissure of Sylvius. It is broken up into numerous secondary c's. **cuneate c.** See *gyral isthmus*, under *isthmus*. **dentate c.** A small notched gyrus rudimentary in man, which is situated in the dentate fissure, below the tenia hippocampi. **entorbital c.** A c. on the orbital surface of the frontal lobe of the orang-outang. **external olfactory c.** The small projections forming the outer boundary of the olfactory grooves. **hippocampal c.** See *uncinate gyrus*, under *gyrus*. **inferior frontal c.** The lower and outer part of the frontal lobe. It is of importance, on the left side, as forming an essential part of Broca's "speech center." **inferior occipital c.** A small c. lying between the middle and inferior occipital fissures. **inframarginal c.** See *superior temporosphenoidal c.* **insular c.** One of a group of small c's, which form the island of Reil and are entirely concealed by the operculum. **internal orbital c.** The gyrus next outside of the gyrus rectus. **intestinal c's**. The coils of the intestines. **marginal c.** A c. which begins in front of the locus perforatus anterior and bounds the longitudinal fissure on the mesial aspect of the hemisphere. **middle frontal c.** A c. continuous posteriorly with the ascending frontal c. and extending forward over the anterior end of the hemisphere to its orbital surface, where it is continuous with its middle orbital c. **middle occipital c.** A c. situated between the first and the third occipital c's. **middle temporosphenoidal c.** A small gyrus continuous with the middle occipital or angular gyrus. **occipitotemporal c.** Two small c's on the lower surface of the temporosphenoidal lobe. The name is sometimes given to the fusiform lobule alone. **olfactory**

c. See *olfactory lobe*, under *lobe*. **orbital c's.** The small gyri on the orbital surface of the frontal lobe. **parietal c's.** See *ascending parietal c.* and *superior parietal c.* **posterior orbital c.** A small c. situated on the posterior and outer side of the orbital sulcus, and continuous with the inferior frontal c. **second (or middle) frontal c.** A c. which is continuous posteriorly with the ascending frontal c., runs forward along the medial surface of the lobe, and, curving around its anterior extremity, becomes continuous with the middle orbital gyrus on the inferior surface. **superior frontal c.** A c. which bounds the great longitudinal fissure, arising posteriorly from the upper end of the ascending frontal c., and turning around the anterior extremity of the frontal lobe to appear on its under surface as the internal orbital c. **superior occipital c.** The upper of the three c's on the superior surface of the occipital lobe. **superior parietal c.** The portion of the parietal lobe which is limited anteriorly by the upper part of the fissure of Rolando, posteriorly by the external parieto-occipital fissure, and inferiorly by the intraparietal sulcus. **superior temporosphenoidal c.** The upper of the three c's forming the temporosphenoidal lobe. It lies just below and is parallel with the sylvian fissure. **supramarginal c.** The anterior portion of the inferior parietal lobule, situated behind the inferior extremity of the intraparietal fissure (sulcus), below which it joins the ascending parietal c. **transverse orbital c.** The gyrus occupying the posterior portion of the inferior surface of the frontal lobe, at the anterior extremity of the fissure of Sylvius. Its general direction is transverse. **uncinate c.** A c. extending from near the posterior extremity of the occipital lobe to the apex of the temporosphenoidal; so called from its peculiar hooked anterior end. [Lat., *con*, with, + *volvère*, to roll.]

convol'vulin. A glucosid, $C_{31}H_{50}O_{16}$, which is one of the active principles obtained from jalap root. It is a purgative. See also *jalapin*.

convolvu'linol. The oily crystallizing product, $2C_{13}H_{24}O_3H_2O$ (or $C_{26}H_{50}O_7$), obtained from convolvulin.

Convolvulus (kon-vol'vu-lus). 1. Bindweed; a genus of twining shrubs indigenous to the temperate and subtropical regions of the globe; many of the species are medicinally valuable. 2. *Volvulus*. **C. orizabensis.** Male jalap, light jalap, orizaba root; a species grown near Orizaba, Mexico, where it is called *purgo macho*. It is a feeble purgative (as compared with true jalap), and contains a resin, called by Meyer *jalopin*, whose composition is homologous to that of convallarin, and which resembles scammony chemically and therapeutically. **C. scammonia.** A species indigenous to Syria and certain islands of the Grecian Archipelago, furnishing Aleppo scammony and

Smyrna scammony. [Lat., *convolvere*, to roll up.]

convulsion (kon-vul'shun). A violent involuntary contraction, or series of contractions, of groups of voluntary muscles. See *eclampsia*. **clonic c.** A c. in which more or less pronounced contraction of the muscles affected alternates with more or less complete relaxation. **eclamptic c.** General c's, with more or less impairment of consciousness, e. g., the ordinary c's of infants and those of pregnant, parturient, or lying-in women. The term is now restricted to the c's of pregnancy. **epileptic c.** The c. that characterizes a paroxysm of epilepsy. **epileptiform c.**, **epileptoid c.** A c. resembling an epileptic c. **general c.** A c. affecting all or most of the voluntary muscles. **hysterical c.** A c. due to hysteria, resembling that of epilepsy, but usually without unconsciousness. **hystero-epileptic c.** 1. A c. that begins as an hysterical c. and becomes epileptoid. 2. An epileptic fit in an hysterical person. A c. in which the cause lies in the influences of a disease of some part or organ upon the brain or spinal cord. **puerperal c's.** Eclamptic c's occurring in pregnant, parturient, or lying-in women. **symptomatic c's.** C's due to irritation or inflammation of a given part of the cerebrospinal axis. **tetanoid c.** See *tetany*. **tonic c.** A c. in which the contraction seems to be continuous, as in tetanus. **toxic c.** A c. caused by the action of any poisonous agent upon the nervous system. **uremic c.** A c. due to uremia. [Lat., *convulsio*, from *convellere*, to pull together.]

convul'sive. Pertaining to, resembling, or accompanied by convulsions. **c. tic.** Clonic facial spasm.

Cooper's fascia. See *fascia propria of the scrotum*, under *fascia*. [Sir Astley Paston Cooper, Eng. surgeon, 1768-1841.]

Cooper's gelatin. Probably the dried froth of a solution of pure bone glue; used as a substitute for isinglass.

coör'dinated. In or brought into a state of coördination.

coördina'tion. Harmonious action, as of two or more voluntary muscles in the performance of a movement in obedience to the will. [Lat., *coördinatio*.]

copaiba (ko-pah'e-bah). The oleoresin of various species of *Copaifera*, especially that of *Copaifera officinalis*, *Copaifera guianensis*, *Copaifera coriacea*, and *Copaifera Langsdorffii*. It has been in use as a stimulant of the mucous membranes for more than a century, and employed in gonorrhœa in the subacute stage, gleet, leukorrhœa, and chronic catarrhal affections of the bowels and lungs. Of the U. S. Ph. and Br. Ph., an oleoresin obtained from several species of copaiba. **massa copaibae** [U. S. Ph., 1890], **mass of c.** Syn.: *pilulae copaibae*. A solidified copaiba preparation made by mixing 94 parts of c. with 6 parts of recently prepared magnesia, and allowing the mixture to concreate into a pilular mass. **oil of c.**, **oleum copaibae.** A volatile

oil, $C_{20}H_{32}$, which constitutes one-third to one-half of c. [U. S. Ph., Br. Ph.]. **pilulae copaibae**. See *massa copaibae*. **resina copaiba**, **resin of c.** The residue left after distilling off the volatile oil of c. It is a diuretic and has been used in bladder affections.

Copaifera (ko-pah-if'e-rah). A genus of leguminous trees. **C. guianensis**, **C. gujanensis**. A Guiana species, one of the chief sources of copaiba. **C. Langsdorffii**. A Brazilian species, one of the chief sources of copaiba.

cop'al. A resinous substance brought from the East Indies, South America, and the eastern and western coasts of Africa. It is the concrete juice of different trees.

copalchi (ko-pal'che). A bark obtained from *Hedwigia balsamifera*; used as an adulterant for cascarilla.

cop'allin. The resin of *Liquidambar styraciflua* (sweet-gum of the southern United States). It has been used for the preparation of chewing gum.

copop'sia, **copop'ia**. A weariness or fatigue of the power of acute vision. [Gr., *kopos*, fatigue, + *opsis*, sight.]

cop'per. A bright red metallic element, known from very early times. Symbol Cu. Atomic weight 63.6. It forms salts with various acids but few of them are used medicinally. List of poisons and their antidotes, see in *appendix*, page . **c. acetate**. Normal cupric acetate, $Cu(C_2H_3O_2)_2 + H_2O$; it forms efflorescent green crystals of a disagreeable metallic taste. It is not used internally [U. S. Ph., 1880]. **c. alginate**. A combination of alginic acid, obtained from seaweed and copper; used in the anemias of leprosy, cancer, etc. **c. ammonio-sulphate**. Ammoniated c. sulphate, ammoniated copper; a compound of c. sulphate with ammonia. **c. arsenite**. Syn.: *Scheele's green*. A poisonous pigment, $CuHASO_4$. **c. sulphate**. Syn.: *Blue vitreol*, *blue copper*, *blue stone*, *cupric sulphate*. A blue crystalline substance, $CuSO_4 + 5H_2O$. Soluble in water. It is an efficient emetic. [Lat., *cuprum*.]

cop'peras. A term formerly synonymous with vitriol, now restricted to green vitriol (ferrous sulphate). **blue c.** Copper sulphate. **green c.** Copperas. **white c.** Zinc sulphate.

cop'raol (kop'ra-ol). A substance similar to cacao butter; used in making suppositories.

copremia (kop-re'me-ah). A condition of the system attributed to the prolonged retention of feces and the absorption of some of their constituents into the blood. [Gr., *kopros*, feces, + *aima*, blood.]

coprolalia (kop-ro-la'le-ah). The babble of words relating to the rectum, rectal functions, and anal erotic complexes seen in the extremely vulgar and in psychoses. [Gr., *kopros*, dung, + *lalia*, babble.]

Cop'tis. Goldthread; a genus of ranunculaceous plants. **C. trifolia**. Three-leaved goldthread; indigenous to the northern regions of North America. It resembles quassia in its properties as a

simple bitter, and has been used in aphthae as a detergent.

copula (kop'u-lah). 1. Any bond of union e. g., a ligament, a commissure, an articulation. 2. In pathology, see *amboceptor*. **c. alba cerebri**. The anterior commissure of the brain. **c. magna cerebri**. The corpus callosum. **c. nervorum opticorum**. See *chiasm*. [Lat., *copulare*, to bind together.]

copula'tion. Sexual intercourse. [Lat., *copulatio*.]

cop'ulative. 1. Pertaining to copulation. 2. Serving to connect or couple.

cor (kor). Latin for *heart*. **c. adiposum**. 1. Fatty degeneration of the muscular tissue of the heart. 2. An excessive increase of the subpericardial fat.

coraco-. A prefix from the Gr., *korax*, *korakos*, raven, crow; used in compound words in the sense of beaked, like a crow, having to do with the coracoid process.

cor''acobrachia'lis. See *table of muscles*, under *muscle*.

cor''acohu'meral. Pertaining to the coracoid process of the scapula and to the humerus.

cor''acohy'oid. Pertaining to the coracoid process of the scapula and to the hyoid bone.

cor'acoid. Shaped like the beak of a crow, also pertaining to the c. process of the scapula. [Gr., *korax*, crow, beak, + *eidōs*, appearance.]

cor''acoscap'ular. Pertaining to the coracoid bone or the coracoid process of the scapula and to some other part of the scapula.

Corallorrhiza (kor-al-lo-ri'zah). A genus of orchids. **C. multiflora**, **C. odontorrhiza**. Coralroot; a species growing throughout the United States, east of the Mississippi. It has a strong, peculiar odor and an astringent taste, and is considered a diaphoretic. [Gr., *korallion*, coral, + *rhiza*, a root.]

cord. A stringlike structure; in common parlance, a tendon. **axis c.** See *primitive streak*, under *streak*. **c's of Müller**. See *Müller's ducts*, under *Müller*. **dorsal c.** See *notochord*. **elastic c.** Elastic fiber. **false vocal c's**. See *superior vocal bands*, under *band*. **genital c.** Thiersch's term for a cordlike structure in the embryo, formed by the fusion of the two wolfian ducts and their incorporation with the two müllerian ducts. **great gangliated c.** A nervous c., consisting of a series of ganglia united by short c's. There is one on each side of the spinal column reaching from the base of the skull to the coccyx. They are connected above with nerves which enter the brain, and terminate below in a loop on the sacrum. **gubernacular c.** A fibrous structure that forms a part of the gubernaculum testis, being attached inferiorly to the lower part of the scrotum, and surrounding the processus vaginalis above. **hepatic c's**. See *hepatic columns*, under *column*. **lumbosacral c.** A trunk formed by the anterior branch of the fifth lumbar nerve and a portion of

the fourth lumbar nerve. It joins the sacral plexus and enters into the formation of the superior and inferior gluteal and the great sciatic nerve. **spermatic c.** A cordlike structure made up of the vas deferens, the spermatic and other arteries and veins, with lymphatics, nerves, and connective tissue. It begins at the internal abdominal ring, passes through the inguinal canal, and terminates in the scrotum, at the back part of the testicle, by the distribution of its component parts to the different structures of the testicle and scrotum. **spinal c.** Syn.: *chorda vertebralis*. The myelon, or the portion of the cerebrospinal axis below the medulla oblongata. **testicular c.** See *spermatic c.* **true vocal c's.** See *inferior vocal bands*, under *band*. **tympanic c.** See *chorda tympani*. **umbilical c.** Syn.: *chorda umbilicalis*. The navel string; a thick, flexible c., connecting the fetus, at the umbilicus, with the placenta. It consists of the umbilical arteries and vein and a tough gelatinous mass, Wharton's jelly, which serves to support the vessels and bind them together. **vocal c's.** See *vocal bands*, under *band*. [B. N. A., *frenulum*.] [Gr., *chorde*, gut, string.]

cordate (kor'dāt). Heart-shaped, as a leaf or other flat object. [Lat., *cor*, *cordis*, a heart.]

cordial (kor'de-al). Acting as a stimulant or tonic to the heart and the stomach; warming; exhilarating; as a n., a preparation so acting. **cordiale rubi fructus**. A preparation containing blackberry juice, alcohol, and syrup, flavored with cinnamon, cloves, and nutmeg [N. F.]. [Lat., *cor*, the heart.]

cor'dol. Salol tribromid.

cordon (kor'don). 1. See *cord*. 2. A gir-dle. **sanitary c.** A line of armed men stationed around an infected district; also, a line beyond which persons in an infected area are not allowed to go. [Fr.]

cordyle (kor'dil). 1. An old form of bandage for the head. 2. A furuncle. [Gr., *kordyle*.]

core. 1. The innermost part of anything, hence the axile body or corpuscle; the central part of a terminal corpuscle. 2. The slough at the center of a furuncle. [Lat., *cor*, heart.]

corectasis (kor-ek'tas-is). Dilatation of the pupil. [Gr., *kore*, the pupil, + *ek-tasis*, dilatation.]

corectopia (kor-ek-to'pe-ah). A condition in which the pupil is not in the center of the iris; applied only in marked cases. [Gr., *kore*, the pupil, + *ektos*, displaced.]

corelysis (ko-rel'is-is). The operation of detaching the pupillary margin of the iris from adhesions to the cornea or the lens. [Gr., *kore*, the pupil, + *lysis*, a loosing.]

coreometer (kor-e-om'et-er). An instrument for measuring the diameter of the pupil. [Gr., *kore*, the pupil, + *metron*, a measure.]

coriamyrtin (ko-re-ah-mir'tin). A glucosid, C₂₀H₃₆O₁₀, obtained from *Coriaria*

myrtifolia, having an action resembling that of picrotoxin.

coriander (ko-re-an'der). A plant of the genus *Coriandrum*; the fruit of *Coriandrum sativum*.

Coriandrum (kor-e-an'drum). 1. A genus of umbelliferous plants. 2. Of the U. S. Ph., the fruit of *C. sativum*. **coriandri fructus**. The dried fruit of *Coriandrum sativum* [Br. Ph.]. **C. sativum**. An annual species widely cultivated for the sake of its fruit, coriander, which becomes fragrant when dried (though all parts of the fresh plant are very fetid when bruised), has the ordinary medicinal virtues of the aromatics, and is used to disguise the taste of other medicines, or to correct their griping qualities. The aromatic taste and odor depend on a volatile oil. **oleum coriandri**. An aromatic volatile oil obtained from coriander fruit [U. S. Ph., Br. Ph.] [Gr., *korian-dron*, *kōriannon*, *korianon*.]

Coriaria myrtifolia (ko-re-ah're-ah mir-te-fo'le-ah). A plant, the leaves of which have been used to adulterate senna, but this is now rarely done. The leaves, the berries, and the young shoots contain the poisonous coriamyrtin.

corium (ko're-um). 1. The dense feltlike membranous layer of the skin, covered on the ectal or free surface by the epidermis or cuticle, and on the ental or attached surface insensibly merging into the areolar subcutaneous tissue. It is composed of a dense network of white fibrous tissue with a slight admixture of elastic tissue. 2. The connective tissue framework or membrane, comparable with the c. of the skin. [Gr., *chorion*, skin.]

cork. 1. A variety of tissue found in the hypodermal zone of many trees. The term c. is commonly applied to this tissue only when its cell walls are thin, elastic, and compressible, as in the inner bark of *Quercus suber*, the latter, and, according to some authorities, also the *Quercus occidentalis*, furnishing the c. of commerce. 2. A stopper made from c. (1st def.). 3. In Scotland, *Lecanora tartarea*.

corm. A form of bulb in which the scales are indistinguishable, the whole appearing as a solid organ, as in *Colchicum*. [Gr., *kormos*, a stem.]

corn. 1. A general term for the cereal or grain-producing grasses, particularly (in the United States) maize. 2. In composition (as in *c. lily*, *c. mint*, etc.), used adjectively to indicate that a plant grows wild in the fields.

corn. A horny portion of the epidermis with a hard center, that sometimes penetrates deep into the corium, occurring chiefly on the toes or feet from constant pressure on one spot. [Old Fr., *corn*, from Lat., *cornu*, horn.]

cornea (kor'ne-ah). 1. The anterior transparent segment of the outer coat of the eye, uniting with the sclera at the limbus, or sclerocorneal margin. **conical c.** An abnormal curvature of the cornea in which it becomes the segment of a sphere of smaller diameter. **staphyloma cor-**

naea. A bulging of the cornea from thinning of the membrane, due to injury or to chronic inflammation of the cornea. [Lat., *corneus*, horny, from *cornu*, horn.]

cor'neal. Pertaining to the cornea.

corneo- 1. Combining form of Lat., *corneus*, meaning with a horny admixture. 2. Combining form of *cornea*; used as a prefix.

cornoblepharon (kor''ne-o-blef'ar-on). Adhesion of the eyelid to the cornea. [*Cornea*, + Gr., *blepharon*, the eyelid.]

corneous (kor'ne-us). Having the aspect or consistency of horn.

corniculum (kor-nik'u-lum). A little horn or horn-shaped body. **cornicula interna ossis hyoidei.** See *cornicula of the hyoid bone*. **cornicula laryngis.** The santorinian cartilages; two small conical cartilages which articulate with the tops of the arytenoid cartilages of the larynx; composed of yellow fibrocartilage. **cornicula of the hyoid bone.** The small cornua of the hyoid bone. **cornicula santoriniana.** See *cornicula laryngis*. [Lat., dim. of *cornu*, horn.]

cornifica'tion. Conversion into a hornlike substance. [Lat., *cornu*, a horn, + *facere*, to make.]

corn'ified. Converted into a hornlike substance.

cor'nin. Cornic acid; a bitter principle obtained from the bark of *Cornus florida*.

cor'nu. Pl. *cornua*. 1. A horn-shaped process or appendage. 2. A horn-shaped extension of a cavity, e. g., those of the lateral ventricle of the brain and those of the cavity of the uterus. **anterior gray c. (of the spinal cord).** The anterior projection of the mass of gray matter seen on each half of the spinal cord upon transverse section. This projection, found throughout the whole extent of the cord, forms a continuous structure, called the anterior gray column. **c. Ammonis.** See *hippocampus major*. **c. anterior cerebri.** The anterior c. of the lateral ventricle of the brain. **c. arietis.** See *hippocampus major*. **c. cerebri inferioris.** The descending horn of the lateral ventricle of the brain. **cornua coccygea.** The cornua of the coccyx. **c. cutaneum.** A cutaneous horn, horny excrescence, horny tumor; a morbid corneous excrescence of the epidermis resembling a horn. See *ichthyosis*. **c. descendens.** The descending horn of the lateral ventricle of the brain. **cornua inferiora glandulae thymi.** The lower pointed extremities of the lateral lobes of the thymus gland. **c. internum ventriculi lateralis.** The anterior c. of the lateral ventricle of the brain. **c. laterale.** That part of the lateral ventricle of the brain which extends forward and downward into the medullary portion of the temporosphenoidal lobe. **cornua lateralis ossis hyoidei.** The greater cornua of the hyoid bone. **cornua lateralis thyroides.** The lateral lobes of the thyroid body. **cornua maxillae inferioris.** The rami of the inferior maxilla. **c. medium.** The descending horn

of the lateral ventricle of the brain. **cornua minora ossis hyoidei.** The lesser cornua of the hyoid bone. **c. occipitale.** The posterior horn of the lateral ventricle of the brain. **cornua of the coccyx.** Two small processes which project upward from the posterior surface of the first segment of the coccyx to connect with the cornua of the sacrum. **cornua of the uterus.** The lateral funnel-shaped prolongations of the upper portion of the cavity of the uterus into which the fallopian tubes open. **cornua ossis frontis.** The zygomatic processes of the frontal bone. **cornua ossis hyoidei inferiora.** The greater cornua of the hyoid bone. **cornua ossis hyoidei minora.** The lesser cornua of the hyoid bone. **cornua posteriora medullae spinalis.** The posterior cornua of the spinal cord. **c. posteriori ventriculi lateralis.** The posterior horn of the lateral ventricle of the brain. **cornua superiora glandulae thymi.** The upper pointed extremities of the lateral lobes of the thymus gland. **great cornua of the hyoid bone.** The lower pair of processes which project backward from the sides of the body of the hyoid bone. During early life they are united by synchondrosis with the body of the bone, but in later life they fuse with it. **inferior c. of the thyroid cartilage.** A short, blunt process which extends downward and somewhat forward (one on each side) from the lower end of the posterior margin of the thyroid cartilage. **lesser cornua of the hyoid bone.** Two short conical pieces which project upward and back from the points at which the great cornua unite with the body of the hyoid bone. **posterior c. of the medulla oblongata.** A mass of gray matter in the medulla oblongata which corresponds to the posterior gray c. of the spinal cord. **posterior c. of the spinal cord.** The posterior projection of the mass of gray matter in each half of the spinal cord as seen upon transverse section. The totality of this projection is properly called the posterior gray column. **posterior gray c.** The posterior projection of the mass of gray matter in each half of the spinal cord as seen upon transverse section. **sacral cornua.** Two blunt, somewhat conical processes upon the lower end of the posterior surface of the sacrum, one on each side of the median line, which articulate with the cornua of the coccyx. **sphenoidal cornua.** Triangular-shaped bones situated (one on each side) at the inferior anterior portion of the body of the sphenoid bone. **superior c. of the thyroid cartilage.** A blunt, slender process which extends upward and slightly backward (on each side) from the upper end of the posterior margin of the thyroid cartilage. [B. N. A., *cornu*.] [Lat., *cornu*, horn.]

cornu cervi (kor'nu ser've). Syn.: *cervi cornu*. Hartshorn; the horn of the stag. **c. c. preparatum.** Prepared hartshorn; made by eliminating the calcium phos-

phate from hartshorn. **c. c. ustum.** Burnt hartshorn; made of calcined hartshorn, freed from impurities.

Cornus (kor'nus). 1. A genus of cornaceous trees and shrubs. 2. The root bark of *C. florida*, formerly also of *C. circinata* and *C. sericea*. **C. circinata.** A North American species formerly recognized in the U. S. secondary list. Its uses are similar to those of *C. florida*. **C. florida.** The flowering dogwood of North America. The root bark is used as a stomachic. It is bitter, astringent, and aromatic. **C. sericea.** Swamp dogwood tree; a North American species. It has similar uses to those of *C. florida*. [Lat., *cornu*, horn; from its hornlike bark.]

cornuolin (kor-nu'tin). Of Kobert, an alkaloid resin, containing ergotoxin and some other active substance. Of Keller, an impure mixture of ergotin and ergotoxin.

corolla. The inner floral envelope forming the whorl of petals, often colored, between the calyx and the stamens of a flower. [Lat., dim. of *corona*, a crown.]

coremegin, coremegin (kor-om'e-jin, kor-em'e-jin). Runge's name for atropin, from its dilating the pupil. [Lat., *coromegina, coromeginum*, from Gr., *kore*, the pupil, + *megas*, large.]

corona (kor-o'nah). A crown or any crownlike structure, the uppermost part; in obstetrics, the rim of the os uteri externum stretched around the child's head during parturition. **c. ciliaris.** The ciliary processes taken collectively. **c. conjunctivae.** That portion of the conjunctiva that surrounds the cornea. **c. cordis.** The auricular portion of the heart. **c. dentis.** The crown of a tooth. **c. glandis.** The rounded flangelike projecting border or shoulder of the glans penis. [B. N. A., *corona*.] **c. radiata.** Syn.: *fibrous cone*. The radiating fibers of the cerebral peduncle. [Gr., *korone*, crown, from *koronos*, curved.]

coronal. Pertaining to, or occupying, the place of a crown; pertaining to the crown of the head. In dentistry, pertaining to the crown of a tooth. **c. suture.** See under *suture*. [Lat., *coronalis*.]

coronary. Crown-shaped; pertaining to the arteries of the heart. See *corona cordis*. [Lat., *coronarius*.]

Coronilla (kor-o-ni'lah). The crown vetch; a genus of leguminous plants. **C. scorpioides.** A species found in southern France. The seeds contain a glucosid, *coronillin*. The plant and its glucosid have been recommended as a diuretic and a cardiac tonic.

coronil'in. A glucosid found in the seeds of *Coronilla scorpioides* and other species of coronilla; it acts like digitalin.

cor'onoid. Crownlike; crown-shaped. **c. process.** See under *process*. [Gr., *korone*, crown, + *eidos*, resemblance.]

cor'pora. pl. of Lat., *corpus*. **c. albicantia.** Two small masses situated in front of the anterior perforated space connected with the posterior pillars of the fornix and with each other. **c. amylacea.** Con-

cretions of a proteid nature present in the prostate gland and central nervous system. **c. Arantii.** The small fibrocartilaginous thickenings in the middle of the free edges of the mitral and semilunar valves of the heart. Named after Aranti, an Italian anatomist. **c. bigemina.** See *c. quadrigemina*. **c. cavernosa clitoridis.** Two cylindrical bodies of cavernous tissue, which arise from the rami of the ischium and os pubis and unite to form the clitoris. **c. cavernosa penis.** Two cylindrical erectile bodies, placed side by side and closely blended in their three quarters, which form the greater part of the penis. **c. erectilia.** Erectile tissues, especially those of the penis. **c. oryzoidea.** Syn.: *rice bodies*. Grainlike bodies, offshoots from the synovial membrane or masses of coagulated albumen, resembling grains of rice, sometimes found free or else attached in the sheaths of tendons, in synovial bursae, or in the articular cavities. **c. Pacchioni.** See *pacchionian bodies*, under *body*. **c. pinguia.** Round tough masses of mucus found in the discharges of dysentery. **c. quadrigemina.** Syn.: *four bulbs*. A small portion of the encephalon, derived from the mesencephalon of the embryo, which lies upon the caudex cerebri, behind the third ventricle. A shallow crucial sulcus divides the mass into four rounded eminences, the larger two of which are situated side by side anterior to and above the lower and smaller pair.

corpus (kor'pus). 1. The physical or material frame of man; the main portion of the frame. The trunk, as opposed to the limbs. 2. A compact organized collection of units. **c. adiposum.** Syn.: *median commissure*. A mass of fat or of fatlike material. **c. adventitium.** See *foreign body*, under *body*. **c. albicans.** The c. luteum of the ovary after it has lost its yellow color and most of its vessels and is composed largely of connective tissue. Its general appearance is that of a white cicatrix. **c. callosum.** The great commissure of the brain; a mass of white substance which connects the cerebral hemispheres. It is essentially commissural in its office, its fibers entering all three of the principal cerebral lobes. **c. cameratum.** The fornix cerebri. **c. cavernosum.** Any one of the corpora cavernosa, also any collection of cavernous tissue. See under *corpora*. **c. cinereum.** See *lamina cinerea*, under *lamina*. **c. cinereum medullae oblongatae.** The nuclei of gray matter of the medulla oblongata, now known as the nucleus gracilis and the nucleus cuneatus. **c. corporis callosi.** Syn.: *truncus* (see *pars media corporis callosi*). The body of the c. callosum as distinguished from its prolongations into the hemispheres. **c. dentatum.** 1. See *c. dentatum cerebelli*. 2. A dentate lamina of gray matter found in the olivary bodies. **c. dentatum cerebelli, c. denticulatum.** A thin convoluted or in-

dented lamina of gray matter situated in the center of the white substance of the cerebellum, surrounded by a thin layer of gray substance. **c. dentatum olivae.** A gelatinous, transparent plate of gray matter, containing small round and angular cells, and traversed by nerve fibers, found in the olivary body of the medulla oblongata. **c. epididymidis.** That portion of the epididymis between the tail and the head. **c. externum, c. extranum.** See *foreign body*, under *body*. **c. fimbriatum.** Syn.: *fimbriated body*. A long curvilinear triangle of white nervous substance found in the cornu descendens of the lateral ventricle. **c. fornicis.** The body of the fornix cerebri as distinguished from the pillars. **c. geniculatum cerebri.** See *external geniculate body* and *internal geniculate body*, under *body*. **c. glandulosum.** Of Vesalius, the prostate; of De Graaf, a c. luteum. **c. glandulosum mulierum.** The elevation which marks the meatus urinarius in the female. **c. globosum.** The pons Varolii. **c. habenulae.** A mass of cells situated in the optic thalamus, near the pineal gland. **c. Highmori, c. highmorianum.** The incomplete vertical septum formed by a prolongation of the albuginea testis into the substance of the testicle, which gives off fibrous cords dividing the organ into lobules. **c. hyalinum, c. hyaloideum.** See *c. vitreum*. **c. luteum.** The solid yellow body formed in the ovary during the retrograde metamorphosis of a graafian follicle after the extrusion of the ovum. It has been used in substance, or as an extract, or as *lutein*, expressed from the fresh bodies, for the relief of symptoms caused by artificial menopause following operation. **c. luteum falsum, c. luteum of menstruation.** A c. luteum formed in a graafian vesicle that has discharged an ovule which has not become fecundated. It shows retrogressive changes within a few days, shrinks, and at last disappears. **c. luteum of pregnancy.** A c. luteum formed in a graafian vesicle that has discharged an ovule which has become fecundated. It undergoes a development that lasts during most of the period of gestation. **c. mammae.** The glandular portion of the mamma. **c. mandibulae.** The portion of the inferior maxilla anterior to the rami. **c. nigricans, c. nigrum.** The c. luteum of the ovary when in the course of its retrograde metamorphosis it becomes pigmented by the blood contained in its vessels, which have been cut off from the surrounding circulation. It is a c. albicans containing dark pigment. **c. olivare.** See *olivary body*. **c. olivare posterius.** See *restiform body*. **c. optostriatum.** The optic thalamus and the c. striatum considered together as one body. **c. ossis hyoidel.** The body of the hyoid bone, its central piece. It is somewhat quadrilateral, convex on its anterior surface, and concave posteriorly. **c. pancreatis.** That portion of the

pancreas which is situated between its head and its pointed extremity. **c. penis.** That portion of the penis that is situated between the glands and the coalescence of the crura. **c. pyramidale.** See *pyramid* (3d def.). **c. restiforme.** See *restiform body*. **c. reticulare.** See *rete mucosum*, under *rete*. **c. rubrum.** The c. luteum of the ovary when in the course of its disappearance it becomes reddened by the blood contained in its vessels, which have been cut off from the circulation. It is a c. albicans containing red pigment. **c. spongiosum, c. spongiosum inferius penis, c. spongiosum urethrae.** A spongy structure similar to the corpora cavernosa penis. It is lodged in the groove beneath the junction of the corpora cavernosa. **c. striatum.** A large pyramidal projection on the floor of the lateral ventricle of the brain. **c. striatum externum.** Rolando's name for the nucleus lentiformis. **c. subthalamicum.** See *subthalamian nucleus*, under *nucleus*. **c. uteri.** The body of the uterus; that portion lying between the points of union of the fallopian tubes and the upper end of the cervical canal. **c. ventriculi.** The middle portion of the stomach, between the antrum pylori and the fundus. **c. vesicae.** That portion of the urinary bladder which lies between the base and the fundus. **c. vitreum.** Syn.: *hyaloid body*, *vitreous body*. One of the transparent media, or so-called humors, of the eye lying between the lens, the suspensory ligament, and the retina. It is a flattened spheroid, with a depression in front, called the lenticular fossa. A canal runs through its center from the optic nerve to the lens, which contains the remains of the hyaline artery of the fetal life. **c. wolffianum.** See *mesonephros*. [B. N. A., *corpus*.] [Lat., *corpus*, body.]

corpuscle (kor'pus-sil). A general term for (a) a cell, e. g., a connective tissue c.; (b) some minute particle not equivalent to a cell, e. g., a milk c.; (c) a part composed of many cells or even complex structures, e. g., the malpighian or the tactile c's. **amylaceous c's, amyloid c's.** Syn.: *amylaceous bodies*. Small, round, or oval bodies, concentrically striated, found normally in the central nervous system and some other places. **areal c's.** See *extrusion globule*, under *globule*. **articular nerve c's.** A modification of the tactile c's in the synovial articulation of the human fingers. **assimilation c's.** C's or cells which have the power of converting food into such a state that it is ready for assimilation by the organism. **black c's.** See *osteoblast*. **blood c.** See *separate heading*. **bone c's.** 1. The lacunae of bone with their prolongations, the canaliculi. Used in this sense before the true protoplasmic bone cells occupying the lacunae had been demonstrated. 2. The branched nucleated cells situated in the lacunae of bone. **branched connective c's.** See *fixed connective tissue c's*.

Burckhardt's c's. C's found in trachoma secretion. **calcareous c's.** The lacunae of bone and their processes, the canaliculi, on the supposition that they were the principal seat of calcareous material. **cartilage c's.** See *cartilage cell*, under *cell*. **cement c's.** The bone c's in the cement of teeth. **cephalic c.** A c. formed near the nucleus of the spermatozoid and afterward forming its head. **chyle c's.** See *lymph c's*. **colostrum c's.** Syn.: *colostrum bodies*. Bodies found in colostrum which have ameboid movements and contain fat globules. **compound inflammatory c. of Gluge.** A pus cell that is enlarged and loaded with fat molecules. They are most plentiful in tissues rich in fatty matter, like the brain and the spinal cord. **concentric c. of Hassall.** A body (either simple or composed of an epithelioid envelope and a central mass of one or more granular cells) having the appearance of concentric striation, found in the medullary part of the thymus. **connective tissue c's.** Syn.: *connective tissue cells*. The protoplasmic bodies or cells found in the various kinds of connective tissue. **corneal c's.** A variety of connective tissue c's found in the fibrous groundwork of the cornea. **c's of cornalia.** Syn.: *nosena bombycis*, *microsporidium bombycis*. Ovoid bodies found in the blood, tissues, eggs, etc., of the silkworm; considered to be the cause of the disease termed pebrine. **C's of Donné.** See *colostrum c's*. **C's of Eichhorst.** See *Eichhorst's c's*. **C. of Gluge.** See *compound inflammatory c.* **cytoid c.** See *leukocyte*. **directive c.** See *extrusion globule*, under *globule*. **dust c.** A phagocytic c. found in the lungs and in pulmonary exudates, which contains dust granules. **Eichhorst c's.** See *Eichhorst's c's*. **exudation c's.** The blood c's which pass through the walls of the blood vessels in inflammation. **fat c.** See *fat cell*, under *cell*. **fixed connective tissue c's.** Cells in the different forms of connective tissue, which are supposed to be stationary. **ganglion c., ganglionic c.** See *nerve cell* and *pyramid cell*, under *cell*. **gastric c.** The epithelial cells of the stomach. **genital c's.** See *end bud*, under separate heading. **glandiform c's.** The small lobules of conglomerate glands. **giant c.** See *giant cell*, under *cell*. **Gluge's c.** See *compound inflammatory c. of Gluge*. **Golgi's c.** See under *Golgi*. **granular c.** See *granular cell*, under *cell*. **inflammatory c's.** See *exudation c's*. **Krause's c's.** See under *Krause*. **lymph c's, lymphatic c's.** Syn.: *chyle cells*, *lymph cells*, *leukocytes*. The nucleated ameboid cells found in lymph and chyle. They enter the blood with the lymph and are then called white blood c's. **malpighian c's.** Syn.: *malpighian bodies*, or *glomeruli*. 1. The globular cecal dilatations forming the origin of the urinary tubules. 2. The glomeruli or malpighian tufts of blood

vessels contained in a Bowman's capsule. 3. The globular masses of lymphoid tissue developed in the adventitia of the arteries of the spleen. **medullary c's.** See *marrow cells*, under *cell*, and *odontoblast*. **Meissner's c's.** See *tactile c's*. **milk c's.** Globules of fat found in milk. **muscle c.** Syn.: *muscle nuclei*. Small nucleiform or celllike masses belonging to striated muscular fibers. In mammals they are situated on the surface of the muscular fibers, next to the sarcolemma, but in the lower vertebrates and in the invertebrates part of them are upon and part within the substance of the muscular fiber. They appear like nuclei and are sometimes surrounded by more or less granular protoplasm, which shades off gradually into the substance of the fiber. It is supposed to represent the cell body, which originally, with others, gave rise to the muscular substance, and presides over the nutrition and growth of the fibers. **nerve c.** See *nerve cell*, under *cell*. **neuroglia c.** See *neuroglia cell*, under *cell*. **osseous c.** See *bone c.* **pachionian c's.** See under *pachionian*. **pacinian c's.** See under *pacinian*. **pus c., pyoid c.** See *pus cell*, under *cell*. **red blood c's.** See under *blood corpuscle*. **salivary c.** Syn.: *salivary cell*. A body generally considered normal in saliva resembling a white blood corpuscle. **tactile c's.** Bodies found in the nerve papillae of the skin. They are elongated ellipsoids, consisting of a nucleated envelope and a striated central part or core, containing numerous celllike bodies and one or more medullated nerve fibers. The fibers commonly lose their myelin on entering the c., and, after dividing into several branches, which wind in and around the core, terminate in pyriform or globular enlargements. **taste c's.** See *taste buds*, under *bud*. **terminal c's.** A general term used for all the forms of special bodies or cells in which ordinary sensory medullated nerve fibers terminate. **thymus c's.** The lymphoid cells in the meshes of the adenoid tissue of the thymus. **touch c's.** See *tactile c's*. **Tröltsch's c's.** See under *Tröltsch*. **white blood c's.** See under *blood corpuscle*. [B. N. A., *corpusculum*.] [Lat., *corpusculum*, dim. of *corpus*, body.] **corpus'cular.** Pertaining to, or of the nature of, corpuscles. **correc'tion.** The correcting of abnormality, as of a muscular or refractive defect in the eye, the position of the fragments of a broken bone, etc. [Lat., *corrigerere*, to correct.] **Cor'igan's disease.** A morbid condition resulting from aortic insufficiency and characterized by a pulse visible in any of the large arteries. **C's pulse.** Syn.: *water-hammer pulse*. The pulse of aortic insufficiency or regurgitation. [D. J. Corrigan, Dublin physician, 1802-1880.] **corrigent** (kor'ri-jent). Correcting, modifying favorably; in therapeutics, so modifying a drug as to deprive it of severe or

unpleasant action; as a n., a substance having that effect. [Lat., *corrigenis*.]

corrob'orant. Strengthening, fortifying. See also *tonic*. [Lat., *corroborare*, to strengthen.]

corro'dent. See *corrosive*.

corrosion (kor-ro'shun). Destruction by chemical action. The destruction of animal tissues by a corrosive. In anatomy, the demonstration of important structures by the eating away of the non-essential parts, leaving only the important ones to be seen. [Old Fr., *corrosion*, a slow wearing away.]

corro'sive. Having the property of causing corrosion, acting upon organic or inorganic substances in such a manner as to destroy them to a greater or lesser depth. c. *sublimata*. See *mercury bichlorid*. [Lat., *corrodens*.]

corro'val, corro'wal. An arrow poison of South America.

corrugated (kor'ru-ga-ted). A term used in descriptive bacteriology to denote long folds or wrinkles.

corrugator (kor'u-ga-tor). That which wrinkles. See *table of muscles*, under *muscle*. [Lat., *corrugare*, to wrinkle.]

cortex (kor'tecks). Bark, or any investing structure, e. g., the rind of a fruit, the peridium of certain fungals. **cerebral c.** The external portion of the cerebral hemispheres, consisting of the so-called gray substance. c. **dentium**. The enamel of the teeth. c. **renis**. The outer layer of the kidney, containing the glomeruli. c. **striatus**. See c. *dentium*. [Lat., *cortex*, rind.]

cortical (kor'ti-kal). Belonging to or forming the superficial part, as of the brain, kidneys, teeth. [Lat., *corticalis*, adj. fr. *cortex*, bark.]

corticin (kor'te-sin). A variety of tannin found in woody barks.

Corti's fibers. The rods or pillars of Corti. [Matteo Corti, Italian anatomist, 1495-1564.]

corundum (ko-run'dum). A crystalline mineral of the same species as the ruby; very hard in texture, used for polishing steel. [Hindu, *korund*, ruby.]

corydalin (ko-rid'al-in). An alkaloid, $C_{18}H_{12}HO_4$, obtained from *Corydalis formosa* and *Corydalis tuberosa*. It is supposed to be tonic and diuretic.

Corydalis (ko-rid'al-is). 1. The genus *Cystocapsus* of Boerhaave. 2. A genus of the *Fumariaceae*. c. **formosa**. Turkey corn, turkey pea; indigenous to the middle and western United States. The root contains *corydalin* and is supposed to be tonic and diuretic. [Gr., *korydalis*, the crested lark.]

coryfin (kor'if-in). Menthyl ethylglycolate, $CH_2(O.C_2H_5).COO(C_{10}H_{19})$. When applied to the skin menthol is said to be liberated, hence its local application in headache.

corylinus (kor-il-e'nus). Of, or pertaining to, an oak.

coryza (ko-ri'zah). Catarrh of the nasal passage. Cold in the head. c. **syphilitica**. A chronic catarrhal inflammation of

the nasal mucous membrane, due to syphilis. It is usually observed in infants suffering with inherited syphilis, and is commonly known as "snuffles." [Gr., *koryza*.]

cosaprin (kos'ap-rin). An acetyl compound of sodium sulphanilate; an antipyretic.

cosmesis (kos-me'sis). That department of medicine of which the province is to preserve or improve natural beauty. [Gr., *kosmesis*, from *kosmein*, to adorn.]

cosmet'ic. Restoring or enhancing the beauty of the person (said of medicinal preparations and of surgical operations); a powder, lotion, or the like, used for that purpose.

cos'molin. See *petrolatum*.

cos'sin. See *koussin*.

costa (kos'tah). 1. A rib; in botany, any vein of a leaf, especially the median vein or midrib. 2. The genus *Ticorea*. 3. The genus *Opopanax*. 4. *Hypochaeris radicata*. **costae abdominales, costae asternales**. See *false ribs*. c. **capitis fixa**. The palate bone regarded as the pleuropophysis of the nasal vertebra. **costae fluctuantes**. See *floating ribs*. **costae spuriae**. See *false ribs*. **costae sternales**. See *true ribs*. [Lat., *costa*, rib.]

cos'tal. Pertaining to a rib, also to a costa in any of its meanings.

costalgia (kos-tal'je-ah). Intercostal neuralgia. [Lat., *costa*, rib, + Gr., *algos*, pain.]

cos'tate. Ribbed; furnished with ribs.

cos'tiform. Rib-shaped. [Lat., *costa*, rib, + *forma*, form.]

costiveness (kos'tiv-nes). Constipation (restricted by some writers to a moderate degree of constipation, the dejections being natural in frequency but deficient in quantity and the act of defecation labored).

costo-. Combining form of *costa*, a rib.

cos'tocor'acid. Pertaining to the ribs and to the coracoid process of the scapula.

cos'toster'nal. Pertaining to a rib or the ribs and to the sternum.

costotome (kos'to-töm). A heavy bone-shears for dividing the ribs in autopsies. [Lat., *costa*, rib, + Gr., *temnein*, to cut.]

cot. 1. A narrow bed. 2. The finger of a glove. [Ang.-Sax., *cote*.]

cotar'nin. A monobasic alkaloid, $C_{12}H_{18}NO_3$, formed by the oxidation of narcotin.

c. hydrochlorid. A compound of cotarnin and hydrochloric acid, $C_{12}H_{18}NO_3 \cdot ClH + 2H_2O$, forming long, silky crystals known as *stypticin*, used as a hemostatic, an analgesic, and a uterine sedative. c. **phthalate** ($C_{12}H_{18}O_3N_2$) $C_6H_4(COOH)_2$. Known as *styptol*; its action resembles that of c. hydrochlorid, the mechanism of the action in both cases being obscure. [A word formed by metathesis from *narcotin*.]

co'to bark. A bark obtained from the interior of Bolivia, believed at first to be from a *Cinchona*, though its origin is now in dispute. Its active principle is *cotoin*.

co'toin. A crystalline substance, $C_{22}H_{18}O_8$,

found in coto bark. It has been used in diarrhea, and is said to lessen the excretion of indican. See also *paracotoin*, *oxycotoin*, *leukocotoin*, and *hydrocotoin*.

cotone'tin. Of O. Hesse, dicotoin.
cot'ton. Syn.: *gossypium*. The hairs of the seed of *Gossypium herbaceum* and other species of *Gossypium*, deprived of impurities. **absorbent c.** C. from which oil and other impurities have been removed; made by boiling carded c. with a solution of soda or caustic potash, washing thoroughly, expressing, boiling again in a solution of alkali, washing well, and drying quickly. Absorbent c. may be medicated by immersing it in an alcoholic solution of the agent and allowing the alcohol to evaporate [Br. Ph., *gossypium*; U. S. Ph., *gossypium purificatum*]. **c. lint.** Lint made of c., instead of linen. **c. root bark.** The bark of the root of *Gossypium herbaceum*. It contains a peculiar acid resin, soluble, when pure, in water, and believed to be the active principle of the bark [U. S. Ph., *gossypii cortex*]. **gun c.** See *pyroxylin*. **hemostatic c.** Absorbent c. impregnated with Monse's solution, or with a mixture of ferric chlorid and alum, or with a solution of iron sesquichlorid, applied in the same manner as lint, covered with a compress. **iodized c.** C. impregnated with iodine. **iodoform c.** A preparation made by impregnating cotton with an iodoform. **salicylated c., salicylic c.** A preparation made by impregnating absorbent c. with salicylic acid. **soluble gun c.** See *pyroxylin*. **sublimated c.** Absorbent c. impregnated with a solution of mercuric chlorid in alcohol, distilled water and glycerin. [Arab., *cotin*.]

cot'ton seed. The seed of different species of *Gossypium*. **c. s. oil.** Lat., *oleum gossypii seminis* [U. S. Ph.]. The fixed oil expressed from the seeds of *Gossypium herbaceum*. Medicinally, the purified oil is used chiefly in making certain liniments; a substitute for olive oil.

Cot'ula. 1. A genus of composites of the *Anthemideae*. 2. In the U. S. Ph., 1870, *Anthemis (Maruta) c.*

coty'ledon (kot-il'e'don). One of the seed lobes in the embryo of a flowering plant; one of the primary leaves developed by the embryo. **c's of the decidua.** The cupped, baglike elevations of the uterine surface of the decidua. [Gr., *kotyledon*.]

coty'ledonous (kot-il-ed'on-us). Provided with cotyledons.

cotyloid (kot'e-loyd). Cuplike; pertaining to the acetabulum. [Gr., *kotyle*, cup, + *eidōs*, resemblance.]

cot'ylopu'bic. Relating to, or connected with, the os pubis and the acetabulum.

cot'ylosa'cral. Relating to, or connected with, the sacrum and the acetabulum.

couch-grass. See *Triticum*.

couching (kowch'ing). The removal of the opaque lens of the eye out of the range of vision by means of a needle, in cataract.

cough (kawf). A violent expulsion of

air from the lungs, either voluntary, for the purpose of expelling some substance from the air passages, or involuntary, as the result of a sensation of irritation in the air passages. **barking c.** A c. resembling in sound the barking of a dog. **brassy c.** The harsh metallic c. accompanying aneurism and due to pressure on the bronchi. **bronchial c.** A c. due to bronchial irritation. **chin c.** See *pertussis*. **croupy c.** The hoarse resounding c. that attends croup and other affections in which the opening of the larynx is narrowed. **dry c.** C. without expectation. **hacking c.** A dry c. in which the individual efforts recur frequently and are feeble. **laryngeal c.** C. due to direct or reflex laryngeal irritation. **nervous c.** A c. that is symptomatic of a neurosis, e. g., whooping-c., or dependent on reflex nervous irritation. **spasmodic c.** C. that occurs in paroxysms, e. g., whooping-c. **whooping-c.** See *pertussis*. **winter c.** A c. that comes on every winter and subsides with the advent of warm weather, usually due to chronic bronchitis.

coulomb (koo'lom). The unit of electrical quantity; the quantity of electricity produced by an electromotive force of 1 volt acting for 1 second against 1 ohm of resistance—i. e., the quantity of electricity developed by a current of 1 ampere. In static electricity, the same unit measured by the charge developed in a Leyden jar of the capacity of 1 farad by 1 volt of electromotive force. **C's law.** 1. The l. governing electric attractions and repulsions. It declares that electrified particles attract or repel each other with a force directly proportionate to the quantity of electricity acting, and inversely proportional to the square of the distance between the particles. 2. A l. that the force of torsion is proportional to the angle of torsion. **c. meter.** A galvanometer for the measurement of electrical quantity. [C. A. de Coulomb, French physician, 1736-1806.]

coumarin (ku'mar-in). The anhydrid, C₆H₆O₂, of coumaric acid. It has an odor somewhat resembling that of vanilla.

counter-. Combining form of Lat., *contra*, against, in return; used in this sense in compound words.

counteraction (kown-ter-ak'shun). Action (as of a drug) that opposes the action of another. [Lat., *contra*, against, + *agere*, to act.]

coun'terexten'sion. Traction in a proximal direction while traction is being exerted in a distal direction. [Lat., *contra*, against, + *extendere*, to extend.]

counterir'ritant. Producing counterirritation.

counterirritation (kown'ter-ir-rit-a'shun). Irritation of the surface of the body for the purpose of diminishing morbid action in an internal organ that corresponds to the surface in its vasomotor nerve supply.

coun'terop'ening. An opening made

into an abscess or other pathological collection of liquid, in addition to the original opening, and usually remote from it, for the purpose of facilitating the prompt and thorough escape of the liquid.

counterpoison. See *antidote*.

counterpressure. Pressure against pressure from the opposite direction.

counterstain. See *contrast stain*, under *contrast*.

counterstroke. See *contre-coup*.

couple (kup'l). A pair; especially, in physics, the pair of elements of a galvanic cell. **c. rhythm.** See under *rhythm*.

thermo-electric c. A c. in which the application of heat gives rise to an electrical current. In certain forms of thermo-electric c. the direction of the current varies with the temperature. **voltaic c.** A c. consisting of the two elements of a galvanic battery or of two contiguous disks of a voltaic pile.

court plaster. Isinglass plaster of the U. S. Ph., 1890.

Courvoisier's law. The l. that when the common bile duct is obstructed by a calculus, dilatation of the gall-bladder is rare; when it is otherwise obstructed, such dilatation is common.

couso (kus'so). See *Brayera* (2d def.).

cover-slip. A square of thin glass used for mounting bacteriological and pathological specimens.

cowage, cowhage, cowitch (kow-äje, kow'itch). The hairs of the pods of *Mucuna pruriens* and *Mucuna urens*.

Cowania (kow-ah'ne-ah). A genus of astringent rosaceous shrubs. **C. stansburyana.** A variety found in the neighborhood of Salt Lake; much used as a styptic.

Cowling's rule. See under *dosage*.

cowperitis (kow-per-i'tis). Inflammation of Cowper's glands.

Cowper's cyst. A c. formed in the vulvo-vaginal gland or its duct. **C's glands.** See *Méry's glands*, under *Méry*. [*William Cowper*, Eng. surgeon, 1666-1709.]

cow'pox. A specific contagious disease of bovine animals (chiefly milch cows), communicable to man and to various animals by inoculation; characterized by lesions resembling those of smallpox, usually on the udder in cows. The liquid contents of the pocks (lymph, vaccine) are used in the practice of vaccination. See *vaccinia*.

coxa (kocks'ah). The hip, the hip-joint. **coxae ranarum.** The edible portion of the frog; the upper part of the hind legs of *Rana temporaria* and *Rana esculenta*. [Lat., *coxa*, haunch.]

coxalgia (kocks-al'je-ah). 1. Pain in the region of the hip, especially sciatica. 2. Tuberculous hip disease. [Lat., *coxa*, the hip, + Gr., *algos*, pain.]

cox'a val'ga. A deformity of the neck of the femur in which the angle formed between the axis of the neck of the femur and the axis of the shaft is more than 130°. [Lat., *coxa*, hip, + *valga*, bent outwards.]

cox'a va'ra. A deformity of the neck of the femur in which the angle formed be-

tween the axis of the neck of the femur and the axis of the shaft is less than 130°. [Lat., *coxa*, hip, + *vara*, bent inward.]

coxi'tis. Inflammation of the hip joint. Its varieties are: **c. gonorrhoeica, c. osteo-arthritis, c. senilis, c. suppurativa, c. tuberculosa.** [Lat., *coxa*, hip, + Gr., *itis*, inflammation.]

cox''ofem'oral. Pertaining to the ilium and the femur.

Cox's gelatin. A commercial variety similar to Cooper's g.

C. P. The abbreviation for chemically pure.

Cr. Chemical symbol for the element *cromium*.

crab-louse. The *Pediculus pubis*.

cracked-pot (krakt-pot). A sound heard on percussion over a lung cavity.

Crame'ria. See *Krameria*.

cramp. 1. A spasmodic and painful contraction of a muscle or muscles. 2. A sudden sharp pain, especially applied to gas in the bowels. **c. bark.** The bark of *Viburnum opulus*. **c. bone.** The patella of a sheep; so called because formerly employed as a charm for c.

c. of the jaw. A spasmodic contraction of the anterior belly of the digastric muscle, coming on generally after gaping and preventing the closure of the jaw. **writer's c.** Syn.: *scrivener's palsy*. An affection observed among writers; characterized by pain or difficulty in writing. Writer's c. is the most common example of the c's developed by persons in trades or professions, which require the continuous use of one set of muscles. The other varieties most commonly met with are: **blacksmith's c., cigarttemaker's c., cigarmaker's c., dancer's c., milker's c., musician's c., pianist's c., sawyer's c., swimmer's c., tailor's c., telegrapher's c., watchmaker's c.**

cranial (kra'ne-al). Pertaining to the cranium.

craniectomy (kra-ne-ek'to-me). The operation of removing a part of the cranium. [Gr., *kranion*, skull, + *ektome*, excision.]

cranio- Combining form of Gr., *kranion*, cranium.

craniocèle (kra'ne-o-sël). See *encephalocèle*. [Gr., *kranion*, skull, + *kele*, tumor.]

craniodidymus (kra'ne-o-did'e-mus). 1. See *cephalopagus*. 2. A two-headed monster. [Gr., *kranion*, the skull, + *didymos*, twin.]

cra''niofa'cial. Pertaining to the cranium and to the face.

craniology (kra-ne-ol'o-je). See *cephalology*. [Lat., *craniologia*, from Gr., *kranion*, skull, + *logos*, understanding.]

craniomalacia (kra'ne-o-mal'a-se-ah).

See *craniotabes*.

craniometer (kra-ne-om'et-er). See *cephalometer*. [Gr., *kranion*, skull, + *metron*, a measure.]

craniometry (kra-ne-om'et-re). The science of ascertaining the measurements of the skull. See *cephalometry*.

- craniopharyngeus.** Pertaining to the cranium and the pharynx.
- craniophore** (kra'ne-o-för). An apparatus for holding a skull in certain precise attitudes for the purpose of studying or figuring its conformation. [Gr., *kranion*, the skull, + *pherein*, to bear.]
- craniorachischisis** (kra'ne-o-rak-kis'kis-is). A congenital fissure of the skull and the spinal column exposing the brain and spinal cord. [Gr., *kranion*, skull, + *rachis*, spine, + *schizein*, to split.]
- cranioschisis** (kra-ne-os'kis-is). A congenital fissure of the skull, exposing the brain, a condition analogous to spina bifida. [Gr., *kranion*, skull, + *schisis*, fissure.]
- craniosclerosis** (kra'ne-o-skle-ro'sis). Syn.: *leontiasis ossea*. A rare disease characterized by hypertrophy and ivory-like induration of the bones of the skull and face, somewhat analogous to elephantiasis of the soft parts. [Gr., *kranion*, skull, + *skleroun*, to harden.]
- craniotomy** (kra-ne-ot'o-me). The cutting up of the fetal head to facilitate delivery. [Gr., *kranion*, the skull, + *temnein*, to cut.]
- cranium** (kra'ne-um). The skull; the bony part of the head, which protects the brain.
- cartilaginous c.** See *chondrocranium*.
- membranous c.** The embryonic c. while it is in a membranous condition, ossification not having taken place. [Gr., *kranion*, skull.]
- crapulent, crapulous.** Suffering from excess in eating or drinking. [Lat., *crapula*, excessive drinking, intoxication.]
- crasis** (kra'sis). Of the old writers, a certain constitution of the blood supposed to be peculiar to the individual; also a predisposing temperament. [Gr., from *keran*, to mix.]
- crassamen, crassamentum** (kras-sam'en, kras-sam-en'tum). The thick, clotted portion of coagulated liquid, especially blood. **c. sanguinis.** The thick portion or clot of coagulated blood. [Lat., *crassare*, to make thick.]
- cras'sus.** Of drugs, thick, not readily absorbed and conveyed into delicate parts. [Lat., *crassus*, thick.]
- crategin** (kra-te'jin). A crystallizable substance obtained from the bark of *Crategus oxyacantha*.
- crateriform** (kra-ter'e-form). A term employed in descriptive bacteriology to denote disk-shaped or depressed like a crater. [*Crater* + Lat., *forma*, shape.]
- craw-craw.** Parasitic skin diseases occurring among the natives of the western coast of Africa.
- cray'on.** A stick containing substances for external application. [Fr.]
- cream** (krēm). The fat of milk. The fat of human milk contains the glycerin ester of butyric, caproic, capric, palmitic, stearic, and oleic acids; it is relatively poor in fatty acids. [Lat., *cremor*.]
- creatin** (kre'at-in). A crystallizable substance found in muscle tissue. It is methyl-guanidine-acetic acid $\text{NH}_2\text{C}(\text{NH})\text{N}(\text{CH}_2)\text{CH}_2\text{COOH}$. [Gr., *kreas*, flesh.]
- creatinin** (kre-at'in-in). An anhydrid of creatin, found in urinary substances. Formula: $\text{C}_4\text{H}_7\text{N}_3\text{O}$. [Gr., *kreas*, flesh.]
- creatozoma, creazoma** (kre-ah-to-zo'mah, kre-ah-zo'mah). Meat broth. [Gr., *kreas*, flesh, + *zomas*, broth.]
- crèche** (kraysh). A public nursery for infants. [Fr.]
- Credé's method.** 1. Expression of the placenta by gently rubbing the abdomen over the fundus uteri until the placenta is loosened and then squeezing the fundus until it is expelled. 2. Putting a drop of a 2 per cent. solution of silver nitrate into each eye of a newborn child, to prevent ophthalmia neonatorum. **C's soluble silver.** See *collargol*. [Carl S. F. Credé, German obstetrician, 1819-1892.]
- cremaster** (kre-mas'ter). The suspensory muscle of the testicle. See *table of muscles*, under *muscle*. [Gr., *kriman*, to suspend.]
- cremasteric** (kre-mas-ter'ik). Pertaining to the cremaster muscle. See *table of muscles*.
- cremation** (kre-mā'shun). The reduction of corpses to ashes by burning. [Lat., *crematio*, noun of action from *cremare*, to burn.]
- crematory** (krem'at-or-e). An establishment or apparatus for the performance of cremation.
- cremon'eter.** An instrument for determining richness of milk by measuring percentage of its cream. [Fr., *crème*, cream, + Gr., *metron*, a measure.]
- cre'mor.** Cream, hence used of any creamy liquid. **c. lactis.** Cream of milk. **c. urinae.** A film or pellicle which occasionally forms on the surface of urine, especially after it has undergone alkaline fermentation.
- crena** (kre'nah). 1. A cleft, notch, or indentation. 2. A rounded and flattened toothlike projection. **c. clunium.** The cleft between the nates. **c. cordis.** See *sulcus longitudinalis*, under *sulcus*. [Lat., *crena*, notch.]
- crenate, crenated** (kre'nāt, kre'na-ted). In descriptive bacteriology, a term meaning edged with round teeth.
- crena''toden'tate.** Notched at the edge. [Lat., *crena*, notch, + *dens*, tooth.]
- crena''toser'rate.** Having convex serratures. [Lat., *crena*, notch, + *serra*, saw.]
- Crenothrix** (kren'o-thriks). A genus of *bacteria*, under the subdivision *Chlamydo-bacteriaceae*, which is surrounded by a delicate sheath, and consists of unbranched

threads. [Gr., *krene*, spring, + *thrix*, hair.]

cre'oform. A product of the interaction of creosote and formic aldehyd.

creolin (kre'o-lin). A solution of sodium salt of cresol; used as a disinfectant.

creo'sal. Syn.: *cannosal*. The tannic acid ester of creosote, used as an intestinal antiseptic.

creo'soform. An antiseptic consisting of creosote and formaldehyd.

creo'sol. An antiseptic principle, $C_6H_5-CH_2(OH)(O.CH_3)$, found in beechwood creosote.

creoso'tal. See *creosote carbonate*.

creosote (kre'o-söt). A substance obtained by the distillation of wood tar, consisting chiefly of a mixture of cresol, oxycresol, methylcresol, and phlorone. It is a highly refractive, oily liquid, having, when freshly prepared, a yellowish tinge which changes to red or brown on exposure to the light. It has a peculiar, sharp, empyreumatic odor and a burning taste, and produces a white stain on coming into contact with the skin. It has marked antiseptic properties. Used in carious teeth and in a variety of conditions.

beechwood c. See *creosotum*. **coal tar c.** That portion of the heavy oil of coal tar which distills between 165° and 200° C. It resembles c. in appearance, and is often substituted for it. It differs from c. in containing carbohc acid. It also contains cresol, xyleneol, and other substances of the aromatic group. **c. carbonate.** A mixture of carbonic acid esters, analogous to guaiacol carbonate, prepared from c. Its uses are the same as those of c. Known also as *creosotal*. **c. oil.** A high boiling liquid obtained from coal tar. [Lat., *creosotum*, from Gr., *kreas*, flesh, + *sozein*, to preserve.]

creosotum (kre-o-söt'um). See *creosote*. [U. S. Ph., Br. Ph.] **aqua creosoti.** Creosote water; a solution of 1 part of creosote in 100 parts of distilled water [U. S. Ph.]. **mistura creosoti.** Syn.: *mistura kreosoti*. Creosote mixture; consisting of creosote, syrup, spirit of juniper, and water. **unguentum creosoti.** Ointment of creosote; made by boiling creosote with hard and soft paraffin.

crepitation (krep-it-a'shun). 1. A fine crackling noise like that made by rubbing hair between the fingers, or by the burning of pine foliage, noted in the sound made by the air entering the alveoli of the lungs, when they are inflamed (crepitanr râles). 2. The noise and the sensation imparted by the grating together of the ends of fractured bones. [Lat., *crepitare*, to crackle.]

crepitus (krep'it-us). 1. The sound produced or the sensation felt by the examiner in the chest or in a joint in which there has been an inflammatory exudate. 2. The grating sound or sensation produced by rubbing the fragments of a broken bone together.

eres'alol. A cresol salicylate; used as an antiseptic.

eres'a'min. A germicide and antiseptic mixture of ethylene diamin and tricresol.

eres'aprol. A mixture of cresol in a solution of sodium creosylacetate.

eres'atin. Metacresol acetic acid ester. It is used as an analgesic and antiseptic for the ear, nose and throat.

erescent (kres'ent). Shaped like the moon in its first quarter. **malarial c.** A crescent-shaped form of the malarial parasite found in the blood in estivo-autumnal malaria. [Lat., *creescere*, to grow.]

eres'ol. A substitution compound, $C_6H_4(OH)(CH_3)$, of benzin. It has three isomeric varieties: *orthocresol*; *metacresol*; *paracresol*. C. is a very active antiseptic and disinfectant, but it has the disadvantage of being insoluble in water, hence it is used in combination with soap [U. S. Ph.]. See *liquor cresolis compositus*. **liquor cresolis compositus.** A mixture consisting of 50 per cent. of c. with a potash soap and a little water. It is miscible with water. Antiseptic and disinfectant [U. S. Ph.].

eresolin (kres'o-lin). A solution of the cresols in soap; used as a disinfectant.

crest. A ridgelike structure. **canine c.** An elevation upon the maxilla over the situation at the root of the canine tooth. **c. of the ilium.** The thickened upper border of the ilium. **c. of the pubes, c. of the pubic bone.** A rough ridge upon the upper border of the pubic bone. **c. of the sacrum.** A longitudinal c., situated in the median line, on the posterior surface of the sacrum, consisting of a series of eminences representing the spinous processes of the vertebrae. **c. of the tibia.** The sharp anterior border of the tibia. **dental c.** See *gingival c.* **ethmoidal c.** 1. A transverse ridge upon the inner surface of the nasal process of the superior maxilla against which the anterior portion of the lateral mass of the ethmoid bone fits. 2. See *superior turbinate c.* **external occipital c.** A ridge which extends in the middle line between the posterior margin of the foramen magnum and the external occipital protuberance of the occipital bone. **frontal c.** A ridge upon the cerebral surface of the frontal bone which extends between the foramen cecum and the anterior end of the groove of the longitudinal sinus. **gingival c.** A whitish gray, hard, sharp projection formed by the gingival mucous membrane of the edentulous fetus along the line subsequently to be occupied by the teeth; composed of vascular fibrous tissue. **iliac c.** See *c. of the ilium*. **inferior turbinate c.** A horizontal ridge of the nasal surface of the maxilla for articulation with the inferior turbinal bone. **infratemporal c.** A ridge on the external surface of the greater wing of the sphenoid bone. **internal occipital c.** A ridge on the internal surface of the occipital bone, extending between the posterior margin of the foramen magnum and the internal occipital protuber-

ance. **lacrima** c's. 1. The inner sharp edge of the lacrimal groove of the maxilla. 2. The vertical ridge upon the outer surface of the lacrimal bone which divides it into two unequal parts. **nasal c.** 1. A c. on the palatal process of the maxilla, which receives the lower border of the vomer. 2. The vertical prolongation backward of the internal surface of the nasal bone which forms a portion of the nasal septum. **neural c.** In the embryo, a series of cellular swellings continuous with the medullary plates close to the place of inflection of the epiblast into the involution that forms the primary brain and spinal cord. The posterior roots of the spinal nerves and most of the cranial nerves are formed from them. **orbital c.** The lower rounded margin of the orbital surface of the sphenoid bone. **sphenoidal c.** A thin projecting edge of bone in the middle line of the anterior surface of the body of the sphenoid bone. **superior turbinate c.** A ridge upon the internal surface of the vertical plate of the palate bone which articulates with the middle turbinate bone. **temporal c.** Syn.: *linea frontalis*. A c. on the frontal bone which springs from the external angular process and passes backward to be continuous with the temporal line of the parietal bone, and separates the temporal and frontal portions of the bone. **turbinate c.** See *inferior turbinate c.* and *superior turbinate c.* **zygomatic c.** The anterior edge of the ala magna of the sphenoid bone, which articulates with the malar bone and separates the orbital and temporal surfaces. [B. N. A., *crista*.] [Lat., *crista*, tuft, plume.]

cresylate (kres'il-ät). A compound of cresolate with a metallic radicle. The c's are homologous with the phenolates.

cre'ta. Chalk. **c. cimolia**. Fullers' earth. **c. fullonica**. Fullers' earth. **c. levigata**. See *c. preparata*. **c. precipitata**. Precipitated chalk; calcium carbonate obtained by precipitation. **c. preparata**. Prepared chalk; chalk freed from its gross impurities by elutriation [U. S. Ph., Br. Ph.]. **mistura cretae**, **mistura cretae**. Chalk mixture; made, according to the U. S. Ph., by rubbing compound chalk powder with water and cinnamon water. The British preparation differs but slightly from that of the U. S. Ph. This mixture is much employed in diarrhea with acidity [U. S. Ph., Br. Ph.]. **pulvis cretae aromaticus**. Aromatic powder of chalk, consisting of powdered cinnamon bark, nutmeg, cloves, cardamom seeds, sugar, and prepared chalk intimately mixed and reduced to a fine powder [Br. Ph.]. **pulvis cretae aromaticus cum opii**. Aromatic powder of chalk and opium, consisting of pulvis cretae aromaticus and opium; used in diarrhea [Br. Ph.]. **pulvis cretae compositus**. Compound powder of chalk, made by mixing prepared chalk, acacia, in fine powder, and powdered sugar [U. S. Ph.]. [Gr., *ge kretike*, Cretan earth, from the

island of Crete, whence the ancients derived their chief supply.]

cretaceous (kre-ta'shus). 1. Chalky white. 2. Resembling, containing, or made from chalk. [Lat., *cretaceus*.]

cretifac'tion, **cretification**. See *calcification*.

cretin (kre'tin). A person affected with cretinism. [Fr., *crétin*.]

cretinism (kre'tin-izm). A condition of deformity with dwarfed figure, open mouth, and an expressionless idiotic face. The disease is endemic in the Pyrenees, the Alps, and the Himalayas. It is due to loss of function of the thyroid gland.

sporadic c. A cretinoid condition observed in a person born of parents who are not cretins, and who has not lived in a district where c. prevails. [Lat., *cretinismus*.]

cretinoid (kre'tin-oyd). Resembling a cretin.

cribethmoid (krib-eth'moyd). The cribriform plate of the ethmoid bone.

cribra'tion. The act of sifting. [Lat., *cribrare*, to sift.]

cribrato'rium. A sieve.

crib'riform. Sievelike. **c. plate**. See under *plate*. [Lat., *cribrum*, sieve, + *forma*, form.]

crico-. Combining form of Gr., *krikos*, ring; used in anatomy in the sense pertaining to or connected with the cricoid cartilage.

cricoaryt'naoideus (kri'ko-ar-et-e-noid'-e-us). See *table of muscles*, under *muscle*.

cricoid, **cricoidcan** (kri'koyd, kri-koyd'-e-an). Ring-shaped. **c. cartilage**. See under *cartilage*. [Gr., *krikos*, ring, + *eidos*, resemblance.]

cricopharyngeus (kri-ko-fa-rin'je-us). See *table of muscles*, under *muscle*.

cricothyroideus (kri-ko-thy-re-oid'-e-us). See *table of muscles*, under *muscle*.

cri'cothy'roid, **cri'cothyroid'can**. Pertaining to the cricoid and the thyroid cartilages.

criminology (krim-in-ol'o-je). The scientific study of criminals as connected with anthropology and psychology. [Lat., *crimen*, crime, + Gr., *logos*, understanding.]

cri'nis. Hair, particularly the hair of the head.

crisis (kri'sis). 1. Any decisive occurrence in the course of a disease or of physiological life, such as the supposed turning point of a fever, the advent of puberty, or of the menopause, etc., whether of salutary or of unfavorable import. 2. A paroxysm, usually accompanied with pain, of a certain set of symptoms in the course of a chronic disease, particularly of the nervous system. In this sense the word has been used chiefly by the French writers. **cardiac c.** A c. (2d def.) manifested by cardiac distress or disordered action of the heart. **Dietl's c.** See *nephritic c.* **hepatic c.** A paroxysm of hepatic colic. **nephritic c.** A paroxysm of pain, having the character of an attack of renal colic, occurring (rarely) in *tabes dorsalis* and also in

other conditions, as movable kidney.

tabetic c. In the course of *tabes dorsalis* there are apt to be attacks of sudden severe spasmodic pain, localized in different organs of the body, namely: *enteralgic c.*, spasmodic pain in the lower part of the abdomen, of a peculiarly sudden and violent nature; *gastric c.*, a paroxysm of very severe gastric pain, occurring especially as one of the symptoms of the pre-ataxic stage of *tabes dorsalis*; *laryngeal c.*, a sudden paroxysm of laryngeal spasm, or of other laryngeal symptoms in the pre-ataxic stage of *tabes dorsalis*; *pharyngeal c.*, spasms of swallowing; *rectal c.*, a paroxysm of rectal pain; *urethral c.*, a paroxysm of pain along the course of the urethra or in the *meatus urinarius*; *visceral c.*, violent spasmodic pain, referable to the region of some viscus. [Gr., *krisis*.]

crispation (kris-pa'shun). A very feeble involuntary muscular quivering. [Lat., *crispare*, to throw into tremulous motion.]

crista (kris'tah). See *crest. c. acustica*. An elevation on the inner side of the ampulla of each semicircular canal of the ear, covered with ciliated auditory cells connected with the auditory nerve. **c. capituli**. A horizontal ridge on the head of a rib, which divides its articular surface into two portions, one for one vertebra, and the other for another. **cristae clitoridis**. The bony ridges to which the crura of the clitoris are attached. **c. galli**. A thick process on the vertical plate of the ethmoid bone, which projects upward in the median line into the anterior fossa of the skull. **c. helicis**. The region of the cartilage of the auricle, above the orifice of the external auditory canal, where the helix begins. **c. lili**. See *crest of the ilium*, under *crest. c. iliopectinea*. See *iliopectineal line*, under *line. c. infratemporalis*. See *infratemporal crest*, under *crest. c. mandibulae*. A ridge in the groove on the anterior aspect of the coronoid process of the inferior maxilla. **c. mastoidea**. An elevation upon the mastoid portion of the temporal bone, between the digastric fossa and the furrow for the occipital artery. **c. ossis pubis**. See *crest of the pubic bone*, under *crest. cristae penis*. Rough ridges upon the outer surface of the descending rami of the os pubis, to which the crura of the penis are attached. **c. petrosa**. A ridge on the petrous portion of the temporal bone. **c. sphenoidal**. See *sphenoidal crest*, under *crest. c. spiralis*. See *lamina spiralis. c. stapedis*. A small ridge upon the inferior surface of the stapes, running in its longest diameter, and dividing it into two nearly equal parts. **c. vestibuli**. A nearly vertical bony ridge on the inferior and median walls of the vestibule of the ear. [Lat.]

crith. The unit of weight for gases. It is the weight, *in vacuo*, of 1 liter of hydrogen at 0° C. and with a tension of 76 centimeters (the normal height of

the barometer). It equals .0896 grams. [Gr., *krithe*, barley, a barleycorn.]

Crith'mum mari'num, C. mariti'mum.

The samphire, growing along the coasts of the Mediterranean, the Black Sea, and the Atlantic Ocean. Aromatic and diuretic, and formerly used for diseases of the kidneys and verminous affections.

critical (kri'tik-al). Of, or pertaining to, a crisis, or to a time at which a crisis occurs or is to be expected.

cro'ceous. Saffron-colored. In pharmacy, containing saffron.

cro'cetin. A red powder, $C_{34}H_{46}O_9$, obtained by the decomposition of crocin by lime or baryta water.

cro'cin. The coloring matter obtained from *Crocus sativus*, *Gardenia grandifolia*, and *Fabiana imbricata*.

crocoxanthin (kro-ko-zan'thin). A yellow coloring matter occurring in the flowers of *Crocus luteus*. [Gr., *krokos*, crocus, + *xanthos*, yellow.]

Crocus (kro'kus). 1. A genus of the *Iridaceae*. 2. Of the U. S. Ph., 1890, saffron or the stigmata of *C. sativus*. 3. Any metal calcined to a red or deep yellow color. **C. officinalis, C. sativus**. A species of *C.* (1st def.) supposed to be indigenous to Greece and Asia Minor, where it has long been in cultivation. The stigmata, the saffron of commerce, were formerly considered highly stimulant and antispasmodic, but in Great Britain and the United States they are used only as a coloring agent. See *saffron*. [Gr., *krokos*.]

Crookes' tube. A glass tube with two electrodes between which an electrical discharge takes place in what is practically a vacuum. The source of the x-rays. [Sir William Crookes, English physicist and chemist, born 1832.]

cross-birth. Parturition with the fetus presenting by any other part than one pole, especially by the shoulder or the trunk.

cross-pin teeth. Artificial teeth in which the pins are arranged horizontally. In contradistinction to straight-pin teeth.

Crotalaria (kro-tal-a're-ah). The rattle pod; a genus of leguminous herbs or shrubs. [Gr., *krotalon*, a rattle, from the rattling of the loose seeds in the horny pod.]

crotalin (krot'al-in). The venom of the rattlesnake.

Crotalus (kro'tal-us). A genus of rattlesnakes of the family *Viperidae*. [Gr., *krotalon*, rattle.]

crotchet (krot'shet). A hook used in delivering the fetus after craniotomy.

cro'tin. A vegetable toxin obtained from the seeds of *Croton tiglium*.

Croton (kro'ton). 1. A genus of euphorbiaceous plants. 2. *Ricinus communis*. **C. cascarilla**. A species found in the West Indies. Though formerly a source of the cascarilla of commerce, it yields none now. Its bark is an aromatic bitter. **C. cleuteria**. 1. *C. Sloanei*. 2. *Chytia eleuteria*, which furnishes the true cascarilla bark (cortex cascarillae) of com-

merce; a small tree indigenous to the West Indies, chiefly the Bahamas. See *cascarilla*. **c. oil**. A pale or yellowish brown viscid fixed oil expressed from the seeds of *C. tiglium*, of faint odor and hot and acrid taste. It contains croton oleic oil. It is a drastic purgative and is chiefly used in coma and in chronic constipation. Applied externally it acts as an irritant, causing a pustular eruption [U. S. Ph., *oleum tiglii*; Br. Ph., *oleum crotonis*]. List of poisons and their antidotes, see in *appendix*, page 938. **C. tiglium**. The c. plant, and the source of c. seeds, from which c. oil is expressed. **linimentum crotonis**. A liniment composed of c. oil, oil of cajuput, and rectified spirit [Br. Ph.]. **oleum crotonis**. See *c. oil* [Br. Ph.]. [Gr., *kroton*, shrub.]

croton'ic. Belonging to, or resembling, the genus *Croton*; also derived from a plant of that genus. **c. acid**. See under *acid*.

cro'tonol. According to Schlippe, the vesicating principle of croton oil, $C_6H_{14}O_2$.

croup (kroop). A popular term for any acute laryngeal affection, with or without exudate, accompanied by obstructed breathing or by a hoarse ringing cough, or applied to catarrh of the larynx with edema or spasm. It was formerly applied as a specific disease to diphtheria of the larynx, although the difference between the exudate of croup, which was supposed to be superficial, and that of diphtheria, which involved the deeper layers, showed them to be stages in the same diphtheritic process. The term has gone out of use, except in its popular sense. **membranous c.** See *diphtheria*.

croupous (kroo'pus). Characterized by superficial fibrinous exudation like that of croup. Pertaining to, or resembling, croup.

crow'n. 1. See *corona*. 2. The top of the head, especially the vertex. **ciliary c.** The ciliary zone. **c. of a tooth**. That part of a tooth which projects above the gum. **c. of the glans**. See *corona glandis*. [B. N. A., *vertex*.] [Lat., *corona*, crown.]

crucial (kru'shal). Of the form of the cross. **c. ligaments**. Two ligaments at the knee joint that cross each other in the form of the letter X. [Lat., *crucialis*, from *crux*, *crucis*, cross.]

crucible (kru'si-bl). A metallic or earthen vessel used for fusing or incinerating.

cruor (kru'or). A blood clot containing red cells. [Lat.]

crura (kru'rah). Pl. of *crus*. **c. bifurcata**. Two ridges on the inner surface of the external ear, meeting at the anthelix. **c. cerebelli**. See *superior, middle, and inferior peduncles*, under *peduncle*. **c. cerebri**. Two thick bundles of white substance, extending from the upper border of the pons Varolii and diverging to enter the cerebral hemispheres. Between them is situated the posterior perforated space. **c. clitoridis**. The deep-seated roots of the clitoris, attached, one on each side, to the ascending

rami of the ischia and the descending rami of the ossa pubis. They unite anteriorly to form the body of the organ. **c. of the diaphragm**. See *pillars of the diaphragm*, under *pillar*. **c. of the fornix**. See *pillars of the fornix*, under *pillar*. **c. penis**. Two backward prolongations of the corpora cavernosa penis. **c. posteriora**. The posterior pillars of the fornix cerebri. **c. pyramidis**. The lateral parts of the pyramid of the cerebellum.

crural (kru'ral). Pertaining to the lower limb. [Lat., *cruralis*, from *crus*, leg.]

crureus (kru-re'us). See *table of muscles*, under *muscle*.

cru'rin. Rhodanate of bismuth and quinine; an antiseptic.

crus (krus). Pl. *crura*. 1. The lower limb.

2. That part of the lower limb that extends from the knee to the ankle. 3. Any leglike structure. **anterior c. of the stapes**. The anterior and straighter of the two processes which connect the neck of the stapes with the base. **c. ampullare**. The enlarged or ampullary extremity of each semicircular canal of the internal ear, in contradistinction to c. simplex. **c. canalis semicircularis simplex**. The straight, unexpanded extremity of each semicircular canal. **c. cerebri**. See *crura cerebri*, under *crura*. **c. glandis**. The inferior fold of the nymphae, which passes beneath the clitoris, becomes attached to the glans, and forms the frenum. **c. nymphae externum**. The uppermost part of the two branches into which each of the labia minora divides. It unites with its fellow of the opposite side in the prepuce of the clitoris. **c. nymphae internum**. The lower of the two branches into which each of the labia minora divides. It unites with its fellow of the opposite side to form the frenum of the clitoris. **posterior c. of the stapes**. The posterior and most curved of the two processes of the stapes which unite the neck with the base. [B. N. A., *crus*.] [Lat., *crus*, leg, limb.]

crush'er. See *écraseur* and *lithotrite*.

crust. A dried mass of blood, pus, fibrin, or other exudate on the surface of a wound. A layer on the surface of the clot. [Lat., *crusta*.]

crusta petrosa. An old name for *cementum*.

crutch. A staff for a lame or infirm person to lean upon in walking, long enough to reach from the axilla to the ground and fitted with a cross-piece at the top. [Mid. high Ger., *Kruche*, *Krucke*, and Ger., *Krücke*, a forked stick.]

Cruveilhier's atrophy, disease. See *progressive muscular atrophy*.

cry. 1. The characteristic sound produced in weeping. 2. Any vocal sound other than that of articulate speech or of laughing, sighing, etc., especially a sudden, shrieklike sound. **epileptic c.** A sharp, sudden cry, uttered by epileptics at the beginning of an attack of epilepsy. **hydrocephalic c.** A single violent cry,

heard in cerebral diseases of children especially, such as tuberculous meningitis and acute hydrocephalus.

crymoses (kri-mo'ses). Diseases attributed to the action of cold. [Gr., *krymos*, icy cold.]

cryotherapy (kri'mo-ther'ap-e). The therapeutical use of intense cold. [Gr., *krymos*, icy cold, + *therapeia*, therapeutics.]

cry'ofin. See *kryofin*.

cryogenous (kri-oj'en-us). Giving rise to cold; frigorific. [Gr., *kryos*, frost, + *gennan*, to engender.]

cryohydrate (kri-o-hi'drāt). A crystalline body formed by the union of a salt (ordinarily anhydrous) with a definite proportion of water of combination, under the influence of a very low temperature. [Gr., *kryos*, frost, + *ydor*, water.]

cryometer (kri-om'et-er). An instrument for determining the intensity of cold. [Gr., *kryos*, cold, + *metron*, a measure.]

cryophorous (kri-of'or-us). An instrument invented by Wollaston for the purpose of freezing liquids by reason of the heat absorbed in their own evaporation. [Gr., *kryos*, cold, + *pherein*, to bear.]

cryos (kri'os). Coldness; hardness as from freezing. [Gr., *kryos*.]

cryoscope (kri'os-kōp). An apparatus for ascertaining the freezing point of a liquid (physiological or pathological), consisting of a tube to hold the liquid, a freezer, and a delicate differential thermometer; employed to show the osmotic tension of the liquid and particularly variations in the osmotic pressure of the urine in certain diseases. [Gr., *kryos*, cold, + *skopein*, to examine.]

cryoscopy (kri-os'ko-pe). Examination of fluids according to the law that the greater the molecular concentration, the lower the freezing point of the fluid. Used chiefly in surgery to determine the integrity of kidneys, for in disease of the kidney leaving renal insufficiency, the freezing point of the urine rises, the less the solids excreted, while the freezing point of the blood falls. [Gr., *kryos*, cold, + *skopein*, to examine.]

cryostase (kri'os-tās). An antiseptic mixture of equal parts of carbolic acid, camphor, and saponin, with a little oil of turpentine.

crypt (kript). A small cavity, either entirely closed or opening on a free surface. c's of *Lieberkühn*. See under *Lieberkühn*. c's of the *tongue*. Small depressions in the mucous membrane of the tongue whose walls are studded with spherical projections each of which contains a vascular loop and is provided with lymph follicles. **multilocular c's**. The lobules of an acinous or racemose gland. **sebaceous c's**. See *sebaceous glands* under *gland*. **synovial c's**. See *bursa mucosa*. **synoviparous c's**. Small follicle-like extensions of the synovial membranes which occasionally perforate the capsule of the joints, and sometimes become shut off from the main sac. [Gr., *krypte*, vault, from *kryptein*, to hide.]

cryptitis (krip-ti'tis). Inflammation of a crypt.

crypto-, crypt-. Combining form of Gr., *kryptos*, hidden, concealed, secret; used in compound words in this sense.

cryptobiotic, cryptobiotous (krip-to-bi-ot'ik, krip-to-bi'ot-us). Having latent or dormant life; said of inanimate objects which, like crystals and concrements, increase in size. [Gr., *kryptos*, concealed, + *biotikos*, pertaining to life.]

Cryptococcus (krip-to-kok'us). Syn.: *Blastomyces dermatitidis*. A genus of the family *Saccharomycaceae*, the class *Ascomycetes*, and the phylum *Fungi*. **C. Gilchristi**. A species producing chronic ulceration, dermatitis, and general infection in man. **C. hominis**. A species found in abscesses by Busse. **C. Plimmeri, C. degeherans**. A saprophytic species found in malignant tumors. [Gr., *kryptos*, concealed, + *kokkos*, berry.]

cryptodidymus (krip-to-did'e-mus). A monstrosity in which one fetus is included within the other. [Gr., *kryptos*, concealed, + *didymos*, a twin.]

cryptogam (krip'to-gam). Any flowerless plant. [Lat., *cryptogamia*, from Gr., *kryptos*, concealed, + *gamos*, marriage.]

cryptogamy (krip-tog'am-e). The state of being cryptogamous. 2. Concealed fructification.

cryptogenetic (krip-to-jen-et'ik). 'Of obscure or hidden origin, as with infections in which the atrium of infection has escaped detection. [Gr., *kryptos*, concealed, + *gennan*, to produce.]

cryptomenorrhea (krip''to-men-o-re'ah). Absence of the monthly flow due to atresia of the hymen or of the vagina. Retention of the menses is a more accurate definition. [Gr., *kryptos*, concealed, + *meniaia*, menses, + *rein*, to flow.]

cryptophthalmia (krip''tof-thal'me-ah). A congenital defect in which the globe of the eye is hidden by the skin, which stretches across the orbit without any aperture. In some cases of c. the orbits have been absent or partly developed. [Gr., *kryptos*, concealed, + *ophthalmos*, the eye.]

cryptopin, cryptopianin (krip'to-pin, krip-to-pi'an-in). An alkaloid, $C_{24}H_{28}NO_5$, existing in small amounts in opium. [Gr., *kryptos*, concealed, + *opion*, opium.]

cryptorchis (krip-tor'kis). A male whose testicles are concealed (retained within the abdomen). The condition is normal in some of the lower animals. [Gr., *kryptos*, concealed, + *orchis*, the testicle.]

cryptorchism (krip-tor'kism). Absence of one or both testicles from the scrotum. [Gr., *kryptos*, concealed, + *orchis*, testicle.]

cryptozoous (krip-to-zo'us). Apparently dead; possessed of latent life. [Gr., *kryptos*, concealed, + *zoe*, life.]

crystal (kris'tal). A substance occurring in a definite geometrical form which is essentially constant for that substance, and which the latter always assumes when the conditions for its production are

- present. **arborescent c's.** C's arranged in slender, spreading branches, somewhat plantlike, as in the frost on windows, and in the delineations on rocks, called dendrites. **blood c's.** Blood-red, transparent, doubly refractive, microscopic c's, usually rhomboidal, consisting of oxyhemoglobin. **c's of tartar.** C's of potassium bitartrate. **c's of Venus.** C's of copper sulphate. **ear c's.** See *otoliths*. **hemin c's.** See *Teichmann's c's*. **Teichmann's c's.** Narrow rhombic plates of a nut-brown color, which consists of hematin hydrochlorid. [Lat., *crystallum*.]
- crystalhydration.** The absorption of a definite number of molecules of water by salts on crystallizing.
- crystallin (kris'tal-lin).** A solution of pyroxylin in wood spirit and amyl acetate; used like collodion and said to dry less rapidly.
- cryst'alline.** Perfectly transparent; resembling or belonging to a crystal; occurring under the form of crystals.
- crystallization.** 1. The act of assuming the crystalline form. 2. The body thus formed. 3. The process of rendering crystalline. [Lat., *crystallisatio*.]
- crystallog'enous.** Producing, or capable of producing, crystals. [Gr., *krystallos*, a crystal, + *gennan*, to produce.]
- crystallog'raphy.** The science of the formation and forms of crystals. [Gr., *krystallos*, crystal, + *graphein*, to write.]
- cryst'alloid.** Resembling a crystal in structure or appearance; as a n., of Graham, one of a class of substances distinguished by the rapidity with which their solutions diffuse through a neighboring liquid. See *colloids*. [Gr., *krystallos*, crystal, + *eidōs*, resemblance.]
- crystalloids (kris'tal-loids).** Graham's term for substances, mostly of a crystalline structure, which diffuse readily through membrane. They form true solutions in water.
- crystallo magnet'ic.** Relating to or connected with crystallo magnetism.
- crystallo mag'netism.** The property by virtue of which certain crystals, when suspended horizontally, point to the north, the line of direction being that of the optical axis of the crystal.
- crystallo'metry.** The science of the measurement of the angles of crystals. [Gr., *krystallos*, crystal, + *metron*, a measure.]
- crystallose (kris'tal-lōs).** See *sodium saccharin*, under *saccharin*.
- Cs.** Chemical symbol for the element *cesium*.
- ctetology (te-to'l'o-je).** The study of acquired characters in heredity. [Gr., *ktetos*, acquired, + *logos*, science of.]
- Cu.** Chemical symbol for the element *copper*.
- cubeb (ku'beb).** The unripe fruit of *Piper cubeba*, consisting, as found in commerce, of the dried globose fruits of the plant, of about the size of a small pea, of a grayish brown color, and covered with an ashy gray bloom. C's are generally stimulant, and are much employed in gonorrhoea. **oil of c. (or c's).** The oil obtained from c's by grinding and distillation. When recently distilled, it has the odor and aromatic properties of c's, and a warm camphoraceous taste [U. S. Ph., Br. Ph.]. **oleoresin of c.** See *oleoresinae cubebae*, under *cubeba*. **troches of c.** See *trochisci cubebae*, under *cubeba*. [U. S. Ph., Br. Ph., *cubeba*.] [Arab., *kab abah*.]
- cubeba (ku'be-bah).** 1. Of the U. S. Ph., cubeb. 2. Of Miquel, a genus of piperaceous shrubs, referred by Bentham and Hooker to the genus *Piper*. **cubebae fructus, grana cubebae.** Cubeb [Br. Ph.]. **extractum cubebae fluidum.** Fluidextract of cubeb [U. S. Ph.]. **oleoresinae cubebae.** Oleoresin of cubeb; made by exhausting cubeb with alcohol [U. S. Ph.]. **oleum cubebae** [U. S. Ph., Br. Ph.], **oleum cubebae etherium, oleum cubeborum.** The volatile oil distilled from cubeb. **tinctura cubebae.** Tincture of cubeb; it represents 20 per cent. of cubeb [U. S. Ph., 1890, Br. Ph.]. **trochisci cubebae.** Troches, each containing 0.02 gm. of oleoresin of cubeb [U. S. Ph.].
- cubebene (ku'be-bēn).** A substance, $C_{20}H_{16}$, obtained from cubeb, and contained in essence of cubeb. [Fr., *cubèbene*.]
- cubebin (ku-be'bin).** An odorless substance, $C_{10}H_{16}O_8$, occurring in small acicular or tabular crystals; it forms about 2.5 per cent. of cubeb.
- cu'bit.** 1. The ulna. 2. The forearm. 3. The elbow. [Gr., *kubiton*, from *kuptein*, to bend.]
- cu'boïd.** Resembling a cube; shaped like a cube. **c. bone.** See under *bone*. [Gr., *kubos*, cube, + *eidōs*, resemblance.]
- cucullaris (ku-ku-la'ris).** See *table of muscles*, under *muscle*.
- cucumerina (ku-ku-mer-e'nah).** See *tenia*.
- Cucumis (ku'ku-mis).** The cucumber. A genus of the *Cucurbitaceae*. **C. citrullus.** The watermelon. It is diuretic, and its seeds were once official, though now seldom used, except in domestic practice as a vermifuge. [Gr., *siknos*.]
- Cucurbita (ku-kur'bit-ah).** A genus of the *Cucurbitaceae*, including the gourd, the pumpkin, and the squash. **C. pepo.** The common pumpkin; its seeds are used as a vermifuge.
- culdesac (kul'de-sak).** The bottom of any saclike cavity. **Douglas' c.** See under *Douglas*. [Fr., *cul*, bottom, + *de*, of, + *sac*, bag.]
- Culex (ku'lecks).** The mosquito, a genus of the family *Culicidae*, and the order *Diptera*, of the class *Hexapoda*. Distinguished from *Anopheles* by the short palpi of the female and by the angle formed by the head with the body, giving it a humpbacked appearance. **C. fatigans.** The common brown mosquito of the tropics, which is believed to spread dengue fever. **C. pipiens.** The common brown mosquito of Europe, North Africa, and North America. [Lat., *culex*, a gnat.]

culicicide (ku-lis'is-id). Any agent capable of killing mosquitoes or their larvae. [Lat., *Culex*, a gnat, + *cedere*, to kill.]

Culicidae (ku-lis'id-e). A family of the order *Diptera* embracing many genera of mosquitoes, such as *Culex* and *Anopheles*.

culicifuge (ku-lis'if-ij). 1. Any protective measures against the attacks of mosquitoes. 2. Of S. J. Lyman, a viscid oil containing strong aromatics, and having the property of preventing the attacks of black flies, mosquitoes, etc. [Lat., *Culex* (*culic-*), a gnat, + *fuga*, a means of escape.]

culmen (kul'men). The top or summit of a thing. **c. cerebelli**. The most elevated or prominent part of the vermis superior, situated near its anterior extremity. [Lat., *columnen*, top.]

culmination (kul-mi-na'shun). The attainment to the extreme point or degree (of fever, etc.). [Lat., *culminatio*.]

cultiva'tion. 1. The process of treating vegetable organisms in such a manner as to secure their growth and multiplication away from their natural habitat. 2. The art of growing animal or vegetable parasites in artificial media.

culture. A growth of microorganisms resulting from cultivation. **c. media**. Various preparations made from beef extract, peptone, gelatin, blood-serum, and other substances, upon which bacteria will grow. **c. streaks**. Lines of microphytic implantation on agar, gelatin, or the like.

gelatin c. A c. of bacteria on gelatin.

hanging-block c. A thin slice of agar seeded on its surface with bacteria, and then inverted on a cover-slip and sealed in the concavity of a hollow glass slide. This method is used to study the mode of cell division.

hanging-drop c. A c. accomplished by inoculating the bacterium into a drop on a cover-glass, and mounting it in the depression on a concave side. **negative c.** A c. made from suspected matter which fails to reveal the suspected organism.

physical c. The training of the body by means of gymnastics. **positive c.** A c. which reveals the suspected organism.

pure c. The c. of a single form of microorganism uncontaminated by other organisms.

stab c. A bacterial culture made by thrusting into the culture medium a point inoculated with the matter under examination.

stock c. A permanent c. from which transfers may be made. [Lat., *cultura*.]

Culver's physic, Culver's root. See *Leptandra*.

cumene (ku'men). Isopropylbenzene, $C_6H_5.CH(CH_3)_2$. A liquid existing ready formed in Roman cumin oil, and obtained artificially by the distillation of cumic acid.

cu'mic. Containing or resembling cumen. **c. aldehyd.** Cuminol; an aromatic aldehyd, $C_6H_4(C_6H_7)CHO$, derived from the seeds of *Cuminum cyminum*.

Cumin (ku'min). 1. The genus *Cuminum*. 2. *Cuminum cyminum*. **c. fruit.** The seeds of *Cuminum cyminum*. Medicinally, they resemble the other aromatic fruits

of umbelliferous plants, but are more stimulating. They are chiefly used in veterinary practice.

cu'minol. See *cumic aldehyd*.

cu'mol. Isopropylbenzene, $C_6H_5.CH(CH_3)_2$.

cupellation (ku'mu-la-tiv). Operating somewhat suddenly and excessively after repeated small doses have been taken, as if by having accumulated in the system before producing any effect. **c. resolution.** See under *resolution*. [Lat., *cupellus*, a heap.]

cu'myl (ku'mil). An acid organic radicle, $C_{10}H_{11}O$, of cumin oil homologous with benzoyl. **c. alcohol.** See *cumin alcohol*, under *alcohol*. **c. hydrid.** See *cumic aldehyd*. **c. oxid.** See *cumic acid*, under *acid*.

cuneate (ku'ne-ât). In descriptive bacteriology, a term denoting wedge-shaped. [Lat., *cuneus*, a wedge.]

cuneiform (ku'ne-i-form). Wedge-shaped. [Lat., *cuneus*, wedge, + *forma*, form.]

cuneo-. Combining form of Lat., *cuneus*, a wedge.

cu'neocuboid. Pertaining to the cuneiform bones and to the cuboid bone.

cu'neoscaphoid. Pertaining to the cuneiform bones and to the scaphoid bone.

cuneus (ku'ne-us). A wedge-shaped lobule on the mesial surface of the occipital lobe of the brain, lying between the calcarine and internal parieto-occipital fissures. [Lat., *cuneus*, a wedge.]

Cunila mariana (ku'nil-ah mar-e-ah'na). American dittany. The herb is used in infusion as a febrifuge. The essential oil is rubefacient, carminative, and diaphoretic.

cunnilinguis (kun-il-in'gwis). Erotic stimulation of the female genitals by means of the tongue.

cup. A small drinking vessel; the contents of such a vessel; any structure (e. g., the calyx of a flower) shaped like a drinking vessel. **germ c.** See *gastrula*.

glaucomatous c. The so called "pressure excavation," which refers to the condition of the optic disk in glaucoma. **optic c's.** In comparative anatomy, c-shaped or bell-shaped depressions lined with epithelial cells, usually also provided with pigment cells and connected with a nervous filament; they subserve vision. [Ang.-Sax., *cupp*, Gr., *kupe*, hollow.]

cupel (ku'pel). A flat crucible or disk usually made of bone ash, occasionally of clay, in which the process of cupellation is carried on. [Lat., *cupella*, *copella*, *capella*.]

cupella'tion. The process of separating the silver or gold in alloys of lead and silver or of lead and gold.

cupping. The operation of drawing blood to any given part by the application of rarefied air. **dry c.** A cup-shaped glass is moistened on the inside with alcohol, the alcohol is ignited, and the cup applied to the skin as soon as the flame goes out. **wet c.** The same procedure, except that the skin is scarified so that blood is drawn

out of the skin into the cup. [Old Eng., *cuppe*, drinking vessel.]

cu'pram. A germicidal solution of copper carbonate in ammonia water.

cuprar'gol. A compound of copper and albumin.

cupratin (ku'prat-in). An albuminoid preparation of copper.

cu'prea bark. See *Remijia*.

cu'preous. Containing, derived from, or related to copper.

cupres'cent. Coppery in appearance.

cupres'sin. Oil of cypress; used in whooping-cough.

Cupres'sus. The typical genus of the *Cupressineae*. **C. pyramidalis**, **C. sempervirens.** The common cypress, indigenous to Persia and the Levant. This and other species have been variously used therapeutically. [Gr., *kuparissos*.]

cu'pric. Containing copper as a bivalent element. **c. sulphate.** See *copper sulphate*, under *copper*.

cupro-, cupr-. Combining form of Lat., *cuprum*, copper.

cuprocithol (ku-pro'si-thol). An ointment used in ophthalmic practice, containing 5 per cent. or 10 per cent. of copper citrate.

cuprohe'mol. An organic compound of copper and hemol; used in anemia.

cu'prol. A copper salt of yeast and nucleic acid, which contains about 6 per cent. of copper.

cu'prous. Containing copper as a univalent element.

cu'prum. Copper. **cupri acetate.** See *copper acetate* [U. S. Ph., 1880], under *copper*. **cupri sulphate.** See *copper sulphate*, under *copper*. **c. vitriolatum.** See *copper sulphate*, under *copper* [U. S. Ph., Br. Ph.]. [Lat.]

cu'pula terminal'is. A cuticular formation found in the ampullae of the ear in rather mature embryos.

curaçao (ku-rah-so'). A cordial made by macerating c. orange peel in brandy, adding water and sugar, and coloring with logwood or cochineal.

curare (koo-rah're). Also written *woorari*, *woorara*, *urari*, *ourari*, *wvari*, and *awara*. Several varieties of native extracts, used as arrow poisons, are known under the name *curare*. They are commonly indicated by the kind of container in which they come into commerce. *calabash c.* comes in a kind of gourd; *tube c.* in a bamboo; *pot c.* in jars. *calabash c.* yields the alkaloid *curarin*; *tube c.* yields *tubocurarin* and *curin*; *pot c.* yields *protocurarin* and *protocurin*. There is some confusion concerning the chemistry of curare and the action is variable. C. paralyzes the motor endings of striped muscle, hence it has been used in convulsive conditions, but, owing to the paralysis of respiration which it induces, it is of little therapeutic use. It is used largely in physiological laboratories. [South American.]

curarin (ku-rah'rin). The active principle of *curare*, an alkaloid, $C_{15}H_{24}N_2O$. The c. of commerce is not a pure substance,

hence its action is not uniform. Certain manufacturers give protocurarin as a substitute for c., but protocurarin is much more active.

cu'rarism. The state of being curarized, also the assemblage of phenomena characteristic of that state.

curariza'tion. 1. The process of curarizing. 2. The state of being curarized.

cu'rarized. Brought under the influence of curare; used particularly with reference to the stage of paralysis of motor nerve endings in voluntary muscles.

curative (ku'ra-tiv). Tending to effect a cure, as opposed to palliative.

curator (ku-ra'tor). As anciently employed, a physician; as now used, a custodian, e. g., of a museum.

Curcas (kur'kas). The seeds of *Jatropha curcas*; purging nut; physic nut. It contains an oil, the action of which resembles that of croton oil, and curcin, a toxalbumin resembling crocin in its action on the blood. [Malabar name of the plant.]

curcin (kur'sin). A toxalbumin occurring in *Curcas*.

Curcuma (kur'ku-mah). 1. A genus of the *Zingiberaceae*. 2. Of the U. S. Ph., 1870; turmeric, the rhizome of *C. longa*. **charta curcumae.** Paper impregnated with an alcoholic tincture of turmeric, obtained from turmeric previously extracted with water. It is used as an indicator, boric acid or alkalis causing it to turn brown. See *turmeric paper*.

cur'cumin. A diatomic monobasic acid, $C_{14}H_{14}O_4$, forming the peculiar yellow coloring matter of the rhizome of *Curcuma longa* and other species of *Curcuma*.

curd. The solid portion of milk that has coagulated. It consists of casein and retains most of the fatty globules.

cure (kür). 1. A course of medical or surgical treatment. 2. A remedy or a course of treatment capable of producing recovery. 3. Restoration to health, or the return to a normal state after disease.

gold c. A secret method of treating addiction to alcohol by means of a preparation said to contain gold. **grape c.** A system of treatment consisting of eating grapes before breakfast for a number of weeks in amount sufficient to produce a laxative effect. **Keeley c.** See *gold c.* **Kneipp's water c.** See under *Kneipp*.

movement c. See *medical gymnastics*.

radical c. The c. of a disease by the removal of the affected part or by a surgical operation on the same, as the r. c. of hernia. **Schott c.** See under *Schott*. **Swedish movement c.** The treatment of diseases by Swedish gymnastics. **water cure.** See *hydrotherapy*. [Lat., *cura*, care.]

curct (ku-ret'). An instrument for removing foreign bodies, accumulated secretions, etc., from the surface or from the accessible passages of the body, also for removing morbid outgrowths and neoplastic deposits by scraping. Generally made in the form of the bowl of a spoon or in that of a ring. [Fr., *curette*, from *curer*, to cleanse.]

curet'tage. See *curetting*.

curet'ting. The operation of removing vegetations or portions of tissue by means of a curette. [Fr., *curettage*, *curette-ment*.]

cu'rin. A weak base obtained from tubocurare; it has no curare action on nerve endings, but it depresses the heart.

cu'rrent. A flowing, as of the blood in the vessels, of electricity, etc. **action c.** The c. obtained from a muscle or nerve when in functional activity by connecting any two points with a galvanometer. It is due to the fact that each point as it enters into activity becomes electronegative to resting or less active points. **after c.** A c. produced in a muscle when an electric c. passed through it has ceased. **alternate c., alternating c.** A c. the direction of which is periodically and rapidly reversed, as in the induced c's from an induction coil. **anelectrotonic c.** Of Du Bois-Reymond, the c. observed at the anode on passing a constant c. through a nerve. **ascending c.** An electric c. which passes from the periphery to the center, as from the peripheral portion of a nerve toward the nerve center. **axial c.** The central portion of a c. of blood in a vessel. **battery c.** The direct c. from a galvanic battery. **branch c.** See *derived c.* **catelectrotonic c.** A c. observed at the cathode on passing a constant c. through a nerve. **centrifugal c.** See *descending c.* **centripetal c.** See *ascending c.* **constant c.** 1. A galvanic c. produced by a constant (two-fluid) battery. 2. A galvanic c. in general as distinguished from a faradic c. **constant galvanic c.** An uninterrupted galvanic c. **continuous c.** 1. A c. which flows always in the same direction; especially an uninterrupted galvanic c. 2. As sometimes used, the galvanic c. **c. breaker.** See *rheotome.* **c. changer.** See *rheotrope.* **c. condenser.** An apparatus for collecting the extra c's generated in the operation of an induction machine, which it combines to form a c. of reverse direction to that of the battery c., and which, transmitted to the core, demagnetizes it instantly, thus increasing the rapidity of the interruptions and the intensity of the induced c. **c. electricity.** Galvanism. **c. interrupter.** See *rheotome.* **c. of the pile.** See *galvanic c.* **c. regulator.** See *rheostat.* **c. reverser.** See *rheotrope.* **c. selector.** An arrangement by which any desired number of galvanic elements can be brought into or excluded from the circuit. **cutaneous c.** A natural electric c. supposed by Hermann to be present in the skin, apparently distinguished from the c's which are proper to the muscles. **d'Arsonval c's.** See under *arsonvalization.* **demarcation c.** Of Hermann, the electrical c. developed in a muscle or nerve at a point of injury. This is negative with respect to the uninjured portion of the muscle. **derived c.** That portion of an electric c. which is abstracted or shunted from the

main c. passing through a circuit by connecting two points of a circuit with an additional conductor called a derivation wire. **descending c.** An electric c. which passes from the nerve centers through the periphery. **diffusion c.** 1. The extension of the effect of a galvanic c. beyond the point of application of the electrodes. 2. The c. set up by diffusion between two solutions of different concentrations. **diphasic c.** See *phasic c.* **direct c.** 1. See *descending c.* 2. See *galvanic c.* **electric c.** The transfer of electrical energy from one part of the body to another along a determinate path called the circuit and through a body or series of bodies constituting the conductor. See *galvanic c., faradic c., and static c.* **Electrotonic c.** A c. developed in a nerve in the extrapolar regions, during the passage of a galvanic c. **exciting c.** A c. used for magnetizing the magnet in certain dynamo-electric machines. **extra c.** A faradic c. induced in portions of a coil of wire by the action of the c. passing through other portions of the same coil. **eye c.** An appreciable electric c. which may be observed in a freshly-removed eye, when stimulated by light falling on the retina, if it is placed in a suitable galvanometer circuit. **faradic c., faradaic c.** An electric c. (induced c., secondary c.) induced in a conducting coil by the opening or closure of an electric c. (primary c.) in a neighboring conducting coil. Its direction is always opposite to that of the inducing c. A faradic c. is distinguished from a galvanic c. by being always an interrupted and alternating c. **franklinic c.** See *static c.* **galvanic c.** An electric c. produced by the chemical interaction of two or more substances, which latter constitute a galvanic element. **gland c., glandular c.** A natural electric c. which in closure or opening generates a faradic c. in an adjoining circuit. **induction c., inductive c.** See *faradic c.* **interrupted c.** A c. which is broken and closed again at short intervals; the term is sometimes employed to designate a faradic c. as distinguished from a galvanic c. **magneto-electric c.** A faradic c. generated by the action of a magnet. **monophasic action c.** The action c. obtained when one electrode from the galvanometer is placed on an uninjured surface and one on the injured surface. So-called because the c. has a simple phase. **molecular c.** The electrical c. which exists in an excised muscle, and is demonstrated by placing the poles of a galvanometer, one upon the normal longitudinal surface (electropositive) and one upon the cut surface (electronegative). **partial c.** See *derived c.* **phasic c.** A name given to the diphasic action current, first in one direction and then in the reverse, obtained when the electrodes from the galvanometer are applied to the uninjured muscle and nerve. **polarizing c.** The term given in physiology to the galvanic current passed through a nerve or muscle

- to induce the phenomena of electrotonus. **primary c.** 1. See *induction c.* 2. An incorrect term for a galvanic current. **secondary c.** See *faradic c. secretion c.* An electrical c., observed by Hermann, in the skin of the frog, the direction of which is from without inward. It appears simultaneously with the formation of secretion in the sweat glands. **sinuous c., sinusoidal c.** An electrical c. whose intensity varies after the form of a *sine* curve or pendular vibration. **static c.** An electric c. constituted by the constant abstraction and renewal of a change of frictional electricity. **terrestrial c's.** Thermo-electric c's caused, according to Ampère, by the atmospheric variations due to the position of the sun. They circulate from east to west, and are perpendicular to the magnetic meridian of each place. **undulatory c.** An electric c. whose strength and direction gradually change. **uninterrupted c.** An electric c. which is not broken during its application; a continuous c. **unit of c.** See *ampere. voltaic c.* See *galvanic c.* [Lat., *currere*, to run.]
- Curschmann's spirals.** See *Leyden's spirals*, under *Leyden*. **C. s. in sputum, how to recognize;** see in *appendix*, page 902. [Heinrich Curschmann, German physician, 1846-1910.]
- curvature** (kur'va-tür). A bending; a bend. **catylosacral c.** The curved surface of the sacrum and the ilium, shown in a section of the pelvis made through the cotylosacral arch. **greater c. of the stomach.** The lower convex border of the stomach. **lesser c. of the stomach.** The upper concave border of the stomach. **sacral c.** The sacral c. of the rectum. **sigmoid c.** 1. The c. of the internal carotid artery as it passes through the carotid canal. 2. The sigmoid flexure of the colon. **spinal c.** See under *spinal*. [Lat., *curvatura*, from *curvus*, bent.]
- curve.** A bend; in graphic delineations, the general course of a line formed by a number of straight lines extending between adjacent registry points. **c. of Carus.** The arc of an imaginary parabola having one focus at the symphysis pubis and extending in the median line of the pelvis in women, from the plane of the inlet to that of the outlet; corresponding roughly with the pelvic axis. **dental c.** See under *dental*. **fever c.** See *temperature c.* **graphic c.** The course formed on a graphic chart by a line made up of a number of straight lines passing between the contiguous points registered; also the undulating line registered by the needle of the sphygmograph or other like instrument on a moving surface. **temperature c., thermometric c.** A graphic c. exhibiting the variations of the temperature during a given period. [Lat., *curvus*, a bend, a flexure.]
- curvi-** Combining form of Lat., *curvus*, curved.
- curvilin'cal, curvilin'ear.** Forming a curve; said of contours. [Lat., *curvus*, bent, + *linea*, line.]
- cus'camin.** A crystalline substance found in *Cinchona succirubra*.
- Cuscu'ta.** A genus of convolvulaceous parasitic plants, many species of which are in use in domestic practice.
- cus'co bark.** The bark of *Cinchona pubescens*; it is now used but rarely.
- cus'conin.** An alkaloid, $C_{20}H_{28}N_2O_4 \cdot 2H_2O$, found in cusco bark.
- Cushing's suture.** See *right-angled suture*.
- cuspid.** A projecting point, especially a projection upon the grinding surface of a tooth, and one of the pointed segments of a valve of the heart. [Lat., *cuspis*, a point, a lance.]
- Cusparia** (kus-pah're-ah). The genus *Galipea*. **c. bark, cuspariae cortex** [Br. Ph., 1898], **angustura** [U. S. Ph., 1870]. *Angustura*, angustura bark; bark of *Cusparia angustina*; contains a bitter principle, angusturin, or cusparin, and is, therefore, classed among the simple bitters. **infusum cuspariae** [Br. Ph., 1898]. A 5 per cent. infusion of c. bark. **liquor cuspariae concentratus** [Br. Ph., 1898]. A 50 per cent. tincture of c.
- cus'parin.** See *angusturin*.
- cuspid.** A tooth with one point or cuspid, i. e., the canine tooth.
- cus'so.** See *kusso*.
- cu'tal, cu'tol.** Aluminum borotannate. A proprietary astringent preparation.
- cuta'neous.** Pertaining to or consisting of skin; of a nerve, distributed to the skin; of a muscle, acting to move the skin. [Lat., *cutis*, skin.]
- cuticle** (ku'ti-kl). A thin, transparent, dry membrane devoid of nerves and vessels which covers all the surface of the body, except the parts which correspond to the nails and similar parts; the scarf skin, epidermis. See *epidermis* and *cuticula*. **ligneous c.** The outer covering of a vegetable cell. **liquid c.** See *collodion*. [Lat., *cuticula*, dim. of *cutis*, skin.]
- cuticula** (ku-tik'u-lah). See *cuticle*. **c. adamantina.** See *c. dentis*. **c. dentis.** A thin corneous investment of the teeth which disappears shortly after they have perforated the gums. **c. extina.** See *epidermis*. **c. membranæ tympani.** The external (dermoid) layer of the tympanic membrane. [Lat., dim. of *cutis*, skin.]
- cuticulous** (ku-tik'u-lus). Living under the skin of animals. [Lat., *cuticula*, dim. of *cutis*, the skin.]
- cu'tin.** 1. A modification of cellulose found in the walls of certain cells, chiefly on the exterior of plant organs rendering them impervious to water. 2. A soft material prepared from the intestine of the ox, intended as a substitute for silk or catgut. It is absorbable. [Lat., *cutis*, skin.]
- cutis** (kew'tis). The skin, consisting of the cutis vera, true skin, and the epidermis. **c. anserina.** "Goose skin"; a transitory

state of the skin in which the follicles become prominent and form visible projections; usually from cold. **c. elastica**. See *elastic skin*, under *skin*. **c. laxa**, **c. pendula**. Other names for *dermatolysis*. **c. plicata**. A very rare form of skin disease in which the normal furrows of the skin are exaggerated and the skin is thrown into folds. **c. vera**. The true skin or corium. See *corium*. [Lat., *cutis*, skin.]

cutiza'tion. The skinlike condition of hardness, thickness, and dryness acquired by mucous membrane as the result of continued exposure, as in a state of eversion, inversion, or prolapse.

cuttlefish bone. See *os sepiae*, under *sepia*.

Cu'vier's ducts. Syn.: *sinuses of Cuvier*. Two short transverse venous trunks of the fetus, one on each side, opening into the auricle of the heart. The right one becomes the superior vena cava; the left one disappears. [Frédéric Dagobert, Baron Cuvier, Fr. naturalist, 1769-1832.]

cyanamid (si-an-am'id). Amid of cyanogen, a white, crystalline, poisonous substance, $\text{NH}_2\text{C}\equiv\text{N}$.

cyanate (si'an-ät). A salt of cyanic acid.

cyanhydrate (si-an-hi'drät). Hydrocyanate.

cyanic (si-an'ik). 1. Blue. 2. Containing or pertaining to cyanogen. **c. acid**. See under *acid*. [Lat., *cyanicus*.]

cyanicus. Cyanic; with the name of a base, the cyanate of the base.

cyanid (si'an-id). A salt of prussic acid (hydrocyanic acid). [Lat., *cyanidum*.]

cy'anmethemoglo'bin. A substance produced by sunlight upon a solution of methemoglobin, containing potassium ferricyanid.

cyano-, cyan-. Combining form of Gr., *kyanos* and *kyaneos*, dark blue.

cyanoderma (si-an-o-der'mah). See *cyanosis*. [Gr., *kyanos*, blue, + *derma*, skin.]

cyanogen (si-an'o-jen). Syn.: *dicyan*. A gas, CN_2 , of pungent odor; very poisonous. [Gr., *kyanos*, a bluish color, + *gennan*, to engender.]

cyanohy'dric. Hydrocyanic or prussic.

cyanomycosis (si'an-o-mi-ko'sis). Infection with *Bacillus pyocyaneus*, with formation of green pus. [Gr., *kyanos*, blue, + *mykes*, a fungus.]

cyanophilous (si-an-of'il-us). Having an elective affinity for a blue staining agent. [Gr., *kyanos*, blue, + *philein*, to love.]

cyanopia (si-an-o'pe-ah). That derangement of vision in which objects appear blue. [Gr., *kyanos*, blue, + *opsis*, sight.]

cyanosis (si-an-o'sis). Blueness or bluish discoloration of the skin. [Gr., *kyanos*, dark blue.]

cyanotic (si-an-ot'ik). Pertaining to, or of the nature of, or affected with, cyanosis.

cyanu'rate. A salt of cyanuric acid.

cyanu'ric acid. See under *acid*.

Cyclamen (sik'lam-en). Apple of the earth; a genus of the *Primulaceae*. **C.**

arthanita, **C. europoem**. Common c.;

a species indigenous to southern Europe and naturalized in England. The rhizome has laxative and emmenagogue properties.

[Gr., *kyklaminos*, the plant sow bread.]

cyclamín (sik'lam-in). A saponin obtained from the root of *Cyclamen europoem*. It is actively hemolytic.

Cyclasterion scarlatinale. A certain elongated body staining by methylene blue and described by Mallory as occurring in the epithelial cells of the skin in scarlet fever.

cycle (si'kl). 1. A period of time in which a certain series of events or acts is completed, especially if repeated again and again. 2. A course of diet and exercise arranged in a definite manner, for a certain end. **cardiac c.** The series of the normal phenomena proceeding from the heart and exhibited during one contraction of that organ. It embraces the period comprised between the commencement of one contraction and the commencement of the contraction immediately following it. [Gr., *kyklos*.]

cyelic, cyclical (sik'lik, sik'lik-al). 1. Recurring at regular periods. 2. Arranged in concentric circles. 3. Rolled in the form of a circle or of a series of circles.

cyclitis (si-klit'is). Inflammation of the ciliary muscle. **c. plastica**. Inflammation of the ciliary body with an effusion of plastic lymph, uniting the surfaces of the iris, ciliary processes, and sometimes the suspensory ligament to each other. **c. purulenta**. Inflammation of the ciliary body with an effusion of pus which may cause a hypopyon. **c. serosa**. Inflammation of the ciliary body, in which the effusion is almost entirely serous. **irido-c.** C. where, in addition to iritis, there is neuralgia and tenderness of the ciliary region. **primary c.** C. usually due to traumatism. [Gr., *kyklos*, a circle, + *itis*, inflammation.]

cyclo-. Combining form of Gr., *kyklos*, circle.

cycloclialysis (si'klo-di-al'is-is). An operation for the relief of glaucoma by detachment of the ciliary body, thus effecting a communication between the superchioroidal space and the anterior chamber. [Gr., *kyklos*, circle, + *dialysis*, dissolution.]

cyclocluction (si-klo-duk'shun). The intrinsic power of each oblique muscle of the eye. [Gr., *kyklos*, a circle, + Lat., *ducere*, to lead.]

cyclophoria. Heterophoria caused by lack of equilibrium of the oblique muscles of the eye. [Gr., *kyklos*, a circle, + *phora*, movement.]

cyclophorometer (si-klo-for-om'et-er). An instrument for detecting and measuring cyclophoria. [Gr., *kyklos*, a circle, + *phoros*, bearing, + *metron*, measure.]

cyclopia (si-klo'pe-ah). 1. That defect of development due to fusing of the orbits in fetal life, so that one eye situated at the root of the nose is present at birth. 2. A genus of leguminous shrubs. [Gr., *kyklopia*, round-eyed.]

cycloplegia (si-klo-ple'je-ah). Paralysis

of the ciliary muscle. [Gr., *kyklos*, a circle, + *plege*, a stroke.]

cyctoplegic (si-klo-ple'jik). Causing paralysis of the ciliary muscle or diminution of accommodation; said of certain drugs.

cyctops (si'klops). Round-eyed, one-eyed; as a n. m., a monster having but one eye, placed in the middle of the forehead. See *cyctopia*. **c. quadricornis**. A minute crustacean, serving as the intermediate host of the guinea worm. [Gr., *kyklos*, a circle, + *ops*, the eye.]

cyctothymia (si-klo-thim'e-ah). Mild types of manic-depressive psychoses. [Gr., *kyklos*, a circle, + *thymos*, the mind.]

cyctotome (sik'lo-tóm). An instrument for cutting the ciliary muscle in cyctotomy. [Gr., *kyklos*, a circle, + *temnein*, to cut.]

cyctotomy (sik-lot'o-me). Incision of the ciliary muscle. [Gr., *kyklos*, circle, + *temnein*, to cut.]

cydonia (si-do'ne-ah). Both sing. and pl. 1. (Sing. [*arbor* understood]) the quince tree. 2. (Pl. [*mala* understood]) quinces. **C. europæa.**, **C. vulgaris**. The common quince tree. A syrup prepared from the fruit makes a refreshing drink. The juice is sometimes made into a sort of wine. The mucilage of the seeds is demulcent and has been used in dysentery. **mucilago cydoniae**. See *mucilage of cydonium*, under *cydonium*. **semen cydoniae**. Quince seed; the seeds of *C. vulgaris*.

cydonin (si-do'nin). The mucilaginous principle of quince seeds, C₁₈H₂₈O₁₄.

cydonium (si-do'ne-um). The quince, the fruit of a plant of the genus *Cydonia*; of the U. S. Ph., 1880, the seed of *Cydonia vulgaris*. The seed contains cydonin, a mucilaginous principle, hence they are demulcent. **mucilage of c.** A mucilaginous liquid made by macerating quince seed in distilled water.

cyesiology (si-e-se-o'l'o-je). That branch of medicine which treats of conception. [Gr., *kyesis*, conception, + *logos*, understanding.]

cyesis (si-e'sis). Conception. [Gr., *kyesis*, conception.]

cylinder (sil'in-der). 1. An elongated body of the same transverse diameter throughout and circular on transverse section. 2. See *cast. axis c.* See under *axis*. **cortical c's.** See *cell trabeculae*, under *trabecula*. **c. of mucus**. Mucoid material appearing in the urinary sediment, somewhat resembling hyalin cylinders. **medullary c's.** See *serous canaliculi*, under *canaliculus*. **muscular c.** See *muscular fiber*, under *fiber*. [Gr., *kylindros*, from *kylindein*, to roll.]

cyllindro-. Combining form of Gr., *kylindros*, cylinder.

cylin'dro-adenoma. An adenoma containing cylindrical masses of hyaline material.

cyllindroid (sil-in'droyd). See *false cast*, under *cast*. [Gr., *kylindroides*, cylindrical.]

cyllindroma (sil-in-dro'mah). Syn.: *tubular carcinoma*. A tumor composed of a

collection of cells forming cylinders, cut in various directions, with a dilated capillary in the center surrounded by a zone of hyaline cells. It is a variety of perithelioma. [Gr., *kylindros*, cylinder.]

cyllindromatous. Indicating a hyaline change affecting certain tumors, or organized fibroid areas, or serous surfaces, or in granulomata, capillary walls, and atrophied glomeruli.

cylin'drosarco'ma. A tumor possessing the dual properties of a cylindroma and a sarcoma.

cyllindruria (sil-in-dru're-ah). The presence of cylindroids in the urine. [Gr., *kylindros*, cylinder, + *ouron*, urine.]

cymarin (si'mar-in). A neutral non-glucosidal crystalline principle obtained from *Apocynum cannabinum* and *Apocynum androsœmifolium*. Its actions are much like those of digitalis.

cymatodes (si-ma-to'des). Fluctuating; said anciently of a weak dirotic pulse. [Gr., *kyrna*, a wave, + *eidōs*, resemblance.]

cymene (si'mēn). A liquid derived from various volatile vegetable oils, such as that found in the seeds of *Cuminum cuminum*. In chemical constitution, it is paraprolymethylbenzene.

cy'mic, cy'mol. Of or pertaining to cymene.

Cynanchum (si-nan'chum). A genus of asclepiadaceous plants. **C. acutum**, **C. monspeliacum**. A species growing in southern France, Spain, Italy, and Greece; said to furnish a spurious scammony. **C. vincetoxicum**. White swallowwort. The root was once esteemed as a counterpoison. It is emetic, especially when fresh, and in large doses produces inflammation of the stomach.

cynapin (sin'ap-in). A poisonous alkaloid found in *Ethusa cynapium*.

cyno-. Combining form of Gr., *kyon*, dog; used in compound words as *cynophobia*, fear of dogs; *cynocephalus*, dog-headed.

cynocephalic, cynocephalous. (syn-o-sef-af'ik, sin-o-sef'al-us). Having the head shaped like a dog. [Gr., *kyon*, dog, + *kephale*, head.]

Cynoglossum (sin-o-glos'sum). A genus of boraginaceous herbs of the north temperate zone. **C. majus**, **C. officinale**. Common hound's tongue, a biennial species common in Europe and the United States. The leaves and root, especially the latter, have been employed in a variety of conditions. **C. virginicum**. Wild comfrey; a hairy plant found in woods and thickets from Vermont to Virginia. It has properties similar to those of *C. officinale*. [Gr., *kyon*, a dog, + *glossa*, the tongue.]

Cynomorium coccineum (si-no-mo'rium kok-si-ne'um). The scarlet fungus of Malta, formerly highly valued as a styptic and astringent. [Gr., *kyon*, a dog, + Fr., *morion*, from Sp., *morra*, the crown of the head.]

cyopin (si'o-pin). The pigment present in blue pus. [Gr., *kyanos*, blue, + *pyon*, pus.]

cypripedin (sip-ri-pe'din). Of the eclectics, a resinoid obtained from *Cypripedium*.

Cypripedium (sip-rip-e'di-dum). 1. A genus of orchids. 2. Of the U. S. Ph., the rhizome and rootlets of *C. hirsutum* and *C. parviflorum*. *C.* has been used in hysteria. The fluidextract is official. [Gr., *Kypris*, Venus, + *podion*, a slipper, from the slipperlike form of the lip.]

cyrto-. Combining form of Gr., *kyrtos*, curved, arched.

kyrtosis (sir-to'sis). See *kyphosis*. [Gr., *kyrtosis*, a hump-backed individual.]

cyst (sist). An abnormal collection of fluid in a sharply defined area unprovided with a channel for outflow. *C's* possess a distinct membrane usually lined with cubical, columnar, glandular, ependymal, squamous, or composite epithelium or endothelium. **alveolar c.** A c. connected with the alveolus of a tooth. **apoplectic c.** A false c. formed around a cerebral effusion of blood. **blood c.** A c. formed around effused blood and containing blood or its remains. **branchial c.** A c. of the neck formed by defective closure of an embryonic branchial cleft. **bursal c.** A c-like enlargement of a bursa. **butter c.** A retention c. of the mammary gland containing a butterlike material. **cholesteatomatous c.** See *cholesteatoma*. **coxygeal c.** Any c. growing from or in the tissues about the coccyx. **compound c.** See *multilocular c.* **colloid c.** A c. containing colloid material. **composite c.** A c. whose wall is formed of more than one kind of epithelium and which contains glands secreting the cystic fluid. **conjunctival c.** A rare form of c. usually appearing as a sharply defined, spheroidal or hemispheroidal prominence, about as large as a pea and transparent, occasionally met with near the corneal margin. It is congenital and distinct from the true dermoid c. **Cowper's c., cowperian c.** A c. formed in the vulvovaginal gland or its duct. **cutaneous c., cuticular c.** 1. A c. developed in the skin. 2. See *dermoid c. c. of the broad ligament.* A c. springing from the ovary or the epoöphoron and developed between the layers of the broad ligament of the uterus. **c. of the canal of Nuck.** A c. of the peritoneal pouch accompanying the round ligament of the uterus, or the processus vaginalis in the male. **c. of the corpus luteum.** The blood c. in the earlier stages of pregnancy. **c. of Gärtner's body.** A c. in the broad ligament or vaginal wall from distension of the duct above. **c. of the jaw.** See *dentigerous c. c. of the müllerian duct.* A c. of the distal or anterior end of the above duct in the male, at the globus major of the epididymis, producing the so-called sessile hydatid. **c. of the wolffian body.** A c. forming in the remains of the wolffian body, in the ovary, or in the duct in the broad ligament of the uterus, or in the vagina, or in the free outer tubes, called the paro-

öphoron or organ of Rosenmüller. **daughter c.** A secondary c. developed within another. **degenerative c.** A c. formed by softening and degeneration of tissue, as in large infarcts or cancerous nodules. **dental c., dentigerous c.** A c. of the jaw, either simple or multilocular, caused by aberrant development of the teeth sacs or enamel germ remains. **dermoid c.** A c. the wall of which consists of a skinlike structure, often true skin, and which sometimes contains hair, sebaceous matter, and, when occurring in the ovary, bony and dental formations. **dilatation c.** See *retention c. echinococcus c.* See under *echinococcus*. **ependymal c.** A c. of the cerebral ventricles with accumulation of cerebrospinal fluid and caused by a local closure of some portion of the spinal cord. **gaseous c.** A c. containing gas. **hematic c.** See *sanguineous c. hemorrhagic c.* A c. of the brain, the scalp of the newborn, etc., containing blood or a thin blood-stained fluid. **hydatid.** See under *echinococcus*. **hygromatous c.** See *hygroma*. **implantation c.** A c. beneath the skin of the fingers or hands of those performing rough manual labor. **inclusion c.** A c. resulting from inclusion of a portion of the epiblast within the mesoblast during development or inclusion of a blighted fetus within the body of another fetus. **meibomian c.** See *chalazion*. **milk c.** A cystic dilatation of a galactophorous duct containing milk. **morgagnian c.** See *hydatid of Morgagni*. **mother c.** The original (external) c. of a multilocular cystoma. **mucous c.** A retention c. formed in a mucous follicle or in the duct of a muciparous gland. **multilocular c.** A c. containing several compartments, usually by the formation of secondary c's within a mother c. **nabothian c.** A dilated mucous follicle of the cervix uteri. **neurotic c.** See *degenerative c. neural c.* See *ependymal c. ovarian c.* See *ovarian cystoma*, under *cystoma*. **pancreatic c.** A c. of the pancreas, produced by a dilatation of the duct of Wirsung. **parasitic c.** A c. produced by the *Taeniadae* or other animal parasites, such as *Trichina spiralis*. The former are most frequently found in the liver and the latter in the muscles. **parent c.** See *mother c. paroöphoromic c.* A c. developing from the paroöphoron or hilum of the ovary. **parovarian c.** A c. springing from the epoöphoron. **renal c.** A cystlike dilatation of the kidney. **retention c.** A c. formed by the accumulation of products of secretion in a follicle or a gland or its duct in consequence of obstruction of the outlet. **salivary c.** A retention c. of the duct of a salivary gland. **sanguineous c.** Any c. containing blood, either from hemorrhage from its walls or from the establishment of communication with a neighboring blood vessel. **sebaceous c.** A c. formed from obstruction in a sebaceous gland. **seminal c.** A retention c.

- of a tubulus seminiferus. **serous c.** A c. containing a clear watery liquid.
- spermatic c.** 1. See *seminal c.* 2. A spermatoblast when it is much increased in size and its nuclei have been multiplied by segmentation.
- synovial c.** A cystic enlargement of a synovial sheath or a bursa.
- tarsal c.** See *chalazion*.
- testicular c.** See *seminal c.*
- thyroid c.** A c. connected with the thyroid gland.
- thyrolingual c.** A c. in the median line of the neck and formed from the embryonic remains of the thyrolingual duct.
- umbilical c.** A congenital c. situated at the navel.
- unilocular c.** A c. having only a single cavity.
- urachal c.** A c. of the abdominal region formed from a patent urachus.
- urinary c.** A c. of the kidney, usually thin-walled, projecting beneath the capsule and consisting of the cortical substance, containing a clear, yellowish liquid.
- vitello-intestinal c.** A c. formed from the remains of the omphalomesenteric duct, the embryonic connection between the small intestine and the yolk sac. [Gr., *kystis*, bladder, cyst, sac.]
- cystadenoma** (sis-tad-en-o'mah). An adenoma containing cysts. **c. papilliferum.** A c. with papillary growths on the inner surface of the cyst walls.
- cystalgia** (sis-tal'je-ah). Pain, especially neuralgia of the bladder. [Gr., *kystis*, the bladder, + *algos*, pain.]
- cystamin** (sis-tam'in). A trade name for hexamethylenamin of the U. S. Ph.
- cystectomy** (sis-tek'to-me). Cutting out of the bladder; especially excision of the gall-bladder. [Gr., *kystis*, bladder, + *ektome*, excision.]
- cystein** (sis'te-in). An amino acid derived from cystin. It is alpha-amino-beta-thiolactic acid, $\text{CH}_2(\text{SH})\text{CH}(\text{NH}_2)\text{COOH}$. [Fr., *cystéine*.]
- cystencephalia** (sis'ten-sef-al'e-ah). A monstrosity characterized by a baglike structure in place of the brain. [Gr., *kystis*, the bladder, + *egkephalos*, brain.]
- cysteogenesis** (sis'te-o-jen'e-sis). The formation of a cyst. [Gr., *kystis*, the bladder, + *genesis*, generation.]
- cysti-, cyst-**. Combining forms of Gr., *kystis*, cyst.
- cystic.** 1. Cystlike, consisting of or containing a cyst or cysts. 2. Pertaining to a bladder. 3. As a n., a medicament supposed to be useful in diseases of the urinary bladder. **c. adenosarcoma.** An a. that has undergone cystic degeneration.
- cysticeroid** (sis-t-e-ser'coyd). A cysticerous.
- Cysticerus** (sis-t-e-ser'kus). Syn.: *bladderworm*. The cyst and larval form or scolex of a *tenia*, when it is encysted in the body of its host and consists of a single head provided with hooks and suckers connected with a bladderlike expansion. See *echinococcus*. **C. acanthotriax.** See *C. cellulose*. **C. bovis.** See *C. saginata*. **C. canis.** See *C. cellulose*. **C. cellulose.** The larval stage of *Taenia solium*, found oftenest in the lower animals, as a rule in the pig, but sometimes in man. It has a quadrangular head, a long, cylindrical body, and an elliptical, caudal vesicle, and is from 10 to 15 mm. in length. Its presence is rarely noticed in man except in the eye or the brain; when lodged in the serous cavities of the body it is free, but elsewhere it is found in cysts, sometimes as large as a hazelnut. See *measles* (2d def.). **C. medio-canellata.** See *C. saginata*. **C. saginata.** The larval condition of *Taenia mediocanellata*. **C. tenuicollis.** The scolex of *Taenia marginata*, found in the abdominal organs of man. [Gr., *kystis*, a sac, + *kerkos*, a tail.]
- cystidomyeloma** (sis't'id-o-mi-el-o'mah). A hylc tumorlike substance of the bladder. [Gr., *kystis*, bladder, + *myelos*, marrow.]
- cystin** (sis'tin). One of the amino acids resulting from the hydrolysis of proteins. It is alpha-diamino-beta-dithiodilactylic acid. $[\text{CH}_2(\text{S}-)\text{CH}(\text{NH}_2)\text{COOH}]_n$.
- cystinuria** (sis-tin-u're-ah). That condition of the system in which cystin is voided with the urine. [Gr., *kystis*, cystin, + *ouron*, urine.]
- cystis** (sis'tis). A bladder, especially the urinary bladder. **c. bilis,** **c. chole-docha,** **c. fellea.** The gall-bladder. [Gr., *kystis*, bag, pouch, from *kyein*, to hold.]
- cystitis** (sis-ti'tis). Inflammation of the urinary bladder. The forms of inflammation are classified as: non-bacterial c., including traumatic and chemical causes, and bacterial, comprising acute; chronic acid; chronic alkaline, interstitial; pericystitic; and tuberculous. [Gr., *kystis*, bladder, + *itis*, inflammation.]
- cysto-**. Combining form of Gr., *kystis*, bladder, cyst; used in compound words, usually with reference to the urinary bladder or the gall-bladder.
- cys'to-adenoma.** An adenoma that contains cysts.
- cystoblast** (sis'to-blasta). The layer of cells that lines the amniotic cavity of early embryo on the side of enveloping layer. [Gr., *kystis*, cyst, + *blastos*, germ.]
- cystocele** (sis'to-sel). 1. Hernial protrusion of a portion of the urinary bladder into the lumen of the vagina. 2. Hernia of a portion of the bladder into the inguinal canal, scrotum, crural canal, perineum, abdominal cavity or even through the obturator foramen. [Gr., *kystis*, bladder, + *kele*, tumor.]
- cys'tochoandro'ma.** An enchondroma.
- cystococcus** (sis-to-kok'us). Of Haeckel, the nucleus of a fertilized ovum. [Gr., *kystis*, a sac, + *kokkos*, a kernel.]
- cysto'fibroma.** A fibrous tumor containing cysts.
- cystogen** (sis'to-jen). A trade name for hexamethylenamin of the U. S. Ph.
- cystogenesis** (sis-to-jen'es-is). The formation of a cyst. [Gr., *kystis*, a sac, + *genna*, to engender.]
- cystoid** (sis'toyd). Cystlike. [Gr., *kystis*, a sac, + *eidos*, resemblance.]

cys''tolipo'ma. An encysted lipoma.

cystolith (sis'to-lith). A vesical calculus. [Gr., *kystis*, a sac, + *lithos*, a stone.]

cystoma (sis-to'mah). A cystic tumor unaccompanied by true tissue proliferation. Adami considers this a misnomer. **ovarian c.** A tumor of the ovary consisting of one or more cysts, including the simple, the proliferating, and the dermoid cysts. **papillary c.** A c. in which the papillary growth is very pronounced. [Gr., *kystis*, cyst.]

cys''tomyxo'ma. A myxoma containing cysts.

cystonephro'sis. A cystic dilatation of the kidney.

cystophlegmatic (sis-to-fleg-mat'ik). Pertaining to vesical mucus. [Gr., *kystis*, the bladder, + *plegma*, mucus.]

cys'toplasty. The plastic surgery of the urinary bladder. [Gr., *kystis*, bladder, + *plassein*, to mould.]

cystopyeli'tis. Inflammation of the urinary bladder and of the pelvis of the kidney. [Gr., *kystis*, bladder, + *pyelos*, a basin, + *itis*, inflammation.]

cys''tosarco'ma. A sarcoma containing cysts. **c. phylloides.** See *cystic adenosarcoma*, under *cystic*.

cystoscope (sis'to-sko-pe). An instrument for the ocular examination of the interior of the urinary bladder. [Gr., *kystis*, bladder, + *skopein*, to inspect.]

cystoscopy (sis-tos'ko-pe). Exploration of the bladder by means of the cystoscope.

cys''tosteato'ma. A sebaceous cyst.

cystovarium (sis-to-va're-um). An ovarian cystoma.

cytase (si'tās). See *complement*.

cytidin (si'ti-din). A nucleosid, isolated by partial hydrolysis of yeast nucleic acid.

cytisin (si'tis-in). A poisonous alkaloid, $C_{12}H_{14}N_2O$, found in *Cytisus laburnum* and other species of *Cytisus*. Its action on the central nervous system resembles that of strychnin and it also induces gastro-intestinal irritation.

Cytisus (sit'is-us). 1. Milk (or shrub, or tree) trefoil; of Linnaeus, a genus of leguminous plants of the *Genisteae*, indigenous to Europe, Asia, Africa, and the Canaries. 2. Of Celsus, *C. hirsutus* or *C. nigricans*. **C. laburnum.** The common laburnum. All parts of the plant contain cytisin, hence are poisonous. [Gr., *kytisos*.]

cyto- Combining form of Gr., *kytos*, indicating the cell.

cytoblastema (si-to-blas-te'mah). Syn.: *blastema*. 1. Formative fluid, ground (or intercellular, or hyaline) substance; the fluid, semifluid, or solid intercellular substance in which cells were supposed to be developed by free cell formation. 2. The contents of cells which give rise to young cells. [Gr., *kytos*, cell, + *blastema*, sprout.]

cytochemism (si-to-kem'izm). Internal chemistry of the cell. [Gr., *kytos*, cell, + *chemism*.]

cytochrome (si'to-krōm). A type of

nerve cell described by Nissl resembling large lymphocytes.

cytochylema (si-to-ki-lē'mah). The fluid portion of a cell or distinguished from the nucleus. [Gr., *kytos*, cell, + *chylos*, juice.]

cytoclasis (si-to-klā'sis). Necrosis of cells. [Gr., *kytos*, cell, + *klasis*, destruction.]

cytocyst (si'to-sist). A cystlike structure enclosing a mass of merozoites. [Gr., *kytos*, cell, + *kystis*, cyst.]

cytode (si'tōd). The name given by Verworn to hypothetical living substances consisting of undifferentiated protoplasm not showing the usual cellular structures.

cy''todiagno'sis. The diagnosis of disease by the microscopic examination of the cellular elements in serous exudation with special reference to the variety of cell predominating in the sediment.

cytogenesis (si-to-jen'is-is). Cell formation. [Gr., *kytos*, cell, + *genesis*, generation.]

cytology (si-to'lo-je). The study of the structure of the cell. [Gr., *kytos*, cell, + *logos*, understanding.]

cytolysin (si-to-lis-in). The specific amboceptor and complement in serum which dissolves special cells such as red blood corpuscles, bacteria, or visceral cells. [Gr., *kytos*, cell, + *lysin*.]

cytolysis (si-to'lis-is). Dissolution of cells by specific amboceptors and complements. In the case of the red blood corpuscles the term hemolysis is used, and for bacteria the term bacteriolysis is used.

cytolytic (si-to-lit'ik). A term denoting the solvent action of normal or immune serum on any cell.

cytomicrosomes (si-to-mik'ro-sōms). Minute granules contained in the protoplasm (cytoplasm) of the cell. [Gr., *kytos*, a cell, + *mikros*, small, + *soma*, body.]

cytomorphosis (si-to-mor-fo'sis). The various cellular transformations resulting in senescence or senile changes. [Gr., *kytos*, cell, + *morphosis*, transformation.]

cytopathology. The study of the pathological changes in individual cells.

cytopenia (si-to-pe'ne-ah). Diminution in the cellular elements of the blood. [Gr., *kytos*, cell, + *penes*, poor.]

cytophil'ic group. The atom complex of the amboceptor which combines with the receptor of the cell.

cytoplasm (si'to-plazm). Protoplasm. The substance of the cell body in contradistinction to that of the nucleus, or karyoplasm. [Gr., *kytos*, cell, + *plasma*, formed matter.]

Cytorrhcytes (si-tor-rik'tēs). A name given to intracellular bodies, perhaps protozoan, found in the epithelial cells in vaccinia and variola. **C. scarlatinæ.** A species found in scarlatina. **C. variolæ.** **C. vacciniæ.** A species found in the lesions of smallpox. [Gr., *kytos*, a cell, + *oryssein*, to dig.]

Cytorcytes (si-to-rik'tēs). See *Cytorrhcytes*.

cytoscopy (si-tos'ko-pe). Examination of cells. [Gr., *kytos*, cell, + *skopein*, to examine.]

- cytosin** (si'to-sin). 6 amido 2-oxypyrimidin; one of the constituents of some nucleic acids.
- cytostasis** (si-tos'ta-sis). Stasis of the white blood corpuscles, as in the incipient stage of inflammation. [Gr., *kytos*, a cell, + *stasis*, halt.]
- cytotoxin** (si-to-tox'in). A poison produced by the injections of foreign cells into the tissues of another animal. C's

- have been made from red blood corpuscles, spermatozoa, and various bacterial cells. [Gr., *kytos*, a cell, + *toxikon*, poison.]
- cytozoön** (si-to-zo'on). A cellular parasite, or one inhabiting a cell. [Gr., *kytos*, a cell, + *zoön*, a living being.]
- cyturia** (si-tu're-ah). The presence of any kind of cells in the urine. [Gr., *kytos*, a cell, + *ouron*, urine.]

D

D. For Lat., *dosis*, dose; *da*, give; *detur*, let it be given; *dexter*, right; also for *died*, *density*, *diopter*.

dacryadenalgia (dak're-ad-en-al'je-ah). Pain in the lacrimal gland. [Gr., *dakry*, a tear, + *aden*, a gland, + *algos*, pain.]

dacryadenitis (dak're-ad-en-it'is). Inflammation of the lacrimal gland. [Gr., *dakry*, a tear, + *aden*, a gland, + *itis*, inflammation.]

dacryagogus (dak're-ag-o'gus). Tear-conducting; said of the lacrimal passages. [Gr., *dakry*, a tear, + *agogos*, conducting.]

dacrydium (dak-rid'e-um). A drop (so-called tear) of gum or resin, especially scammony. [Gr., *dakrydion*.]

dacrygelosis (dak-rij-el-o'sis). Alternating laughter and weeping as in hysteria. [Gr., *dakrygelos*, smiling through tears.]

dacryocyst (dak're-o-sist). The lacrimal sac. [Gr., *dakryon*, tear, + *kystis*, sac.]

dacryocystalgia (dak're-o-sis-tal'je-ah). Pain in the lacrimal sac. [Gr., *dakry*, tear, + *kystis*, a sac, + *algos*, pain.]

dacryocystitis (dak-re-o-sis-tit'is). Inflammation of the lacrimal sac. **chronic d.** Long-standing catarrhal d. with purulent exacerbations. **d. blennorrhœica.** Suppurative inflammation of the lacrimal sac.

d. catarrhal. A disease of the lacrimal sac, characterized by a reddened and swollen condition of the mucous membrane lining the sac and canaliculi and by the secretion of an abundant clear or slightly cloudy fluid, mucus or mucopus, which can be pressed out of the puncta by the finger. **d. phlegmonosa.** Severe inflammation with constitutional symptoms and pus formation. **d. purulenta.** See *d. blennorrhœica*. **suppurative d.** D. with pus formation.

dacryocystocele (dak're-o-sis-to-sël). A hernia of the lacrimal sac. [Gr., *dakry*, a tear, + *kystis*, a sac, + *kele*, a tumor.]

dacryocystoptosis (dak're-o-sis-top-to'sis). Prolapse of the lacrimal sac. [Gr., *dakryon*, a tear, + *kystis*, a sac, + *ptosis*, a falling.]

dacryolith (dak're-o-lith). A lacrimal calculus in the duct or conjunctiva. [Gr., *dakryon*, a tear, + *lithos*, stone.]

dacryolithiasis (dak-re-o-lith-i'as-is). The

abnormal condition accompanying a dacryolith.

dacryoma (dak-re-o'mah). 1. Obstruction of inner tear duct. 2. Closure of lacrimal canal. [Gr., *dakry*, a tear, + *oma*, tumor.]

dacryon (dak're-on). The point of junction of the frontonasal and vertical lacrimomaxillary sutures at the inner angle of the orbit. [Gr., *dakryon*.]

dacryops (dak're-ops). The constant presence of tears in the eye due to a narrowing of the punctum lacrimale. [Gr., *dakry*, tear, + *ops*, eye.]

dacryopyosis (dak're-o-pi-o'sis). Suppuration of the lacrimal passages. [Gr., *dakryon*, a tear, + *pyosis*, suppuration.]

dacryostenosis (dak're-o-sten-o'sis). Stenosis or obstruction of the lacrimal duct.

dactylitis (dak'til-it'is). A chronic inflammation of the phalanges and surrounding soft parts, observed in syphilis and in poorly nourished individuals. [Gr., *daktylos*, finger, + *itis*, inflammation.]

dactylograph (dak'til-o-graf). An instrument with a keyboard designed to convey by the touch the signs of speech and words to blind deaf-mutes, or to the blind conversing with deaf-mutes. [Gr., *daktylos*, a finger, + *graphein*, to write.]

dactylology (dak'til-o'lo-je). The art of representing words by signs made with the fingers. [Gr., *daktylos*, a finger, + *logos*, a discourse.]

dactyloscopy (dak'til-os'ko-pe). Fingerprint identification. [Gr., *daktylos*, finger, + *skopein*, to examine.]

dactylospasm (dak'til-o-spasm). Cramp of a finger or toe. [Gr., *daktylos*, a finger, + *spasmos*, spasm.]

dactylosymphysis (dak'til-o-sim'fis-is). See *syndactylism*. [Gr., *daktylos*, a digit, + *sympnosis*, a growing together.]

Dahlia (dahl'yah). A genus of composite plants. The root is said to be diuretic, diaphoretic, and carminative. [Named for the Swedish botanist *Dahl*.]

dahlin (dayh'lin). 1. A reddish purple aniline dye obtained by the action of ethyl iodid on *mauveine*. 2. A white pulverulent substance obtained from several species of *Dahlia*.

dalto'nian. As described by *John Dalton*; as a person affected with color-blindness.

Dalton's law. 1. The l. that the tension of a mixture of several gases or of a gas and a vapor is equal to the sum of the tensions which each would separately possess. 2. A principle determining that the tension and the amount of the vapor which will saturate a given space at a given temperature are the same whether the space is completely empty or filled with a gas. 3. See *l. of multiple proportions*, under *law*. 4. See *l. of reciprocal proportions*, under *law*. [*John Dalton*, Eng. chemist, 1766-1844.]

daltonism (daw'l-ton-izm). See *color-blindness*, under *blindness*.

dam. Thin sheet India rubber, used to confine fluids in draining cavities in the body as in empyema and in dentistry to keep the saliva from the field of operation.

damiana (dam-e-ah'nah). A Mexican plant said to be a nerve tonic and aphrodisiac. It contains an aromatic oil, tannin, two resins, and an extractive.

dam'mar. A resin obtained from *Damara orientalis*, and used in the arts for varnishes and plasters, and also in microscopic section mounting. [Jav. and Malay, *dâmar*.]

dance. A form of exercise or diversion consisting in the execution of a definite series of rhythmical movements of the person or of the lower limbs. **St. Guy's d.** See *chorea*. **St. John's d.** See *epidemic chorea*, under *chorea*. **St. Vitus's d.** See *chorea*.

dancer's bone. A deposit of bone in the muscles of the calf of the leg, due to repeated slight injury and subsequent myositic ossification.

dan'delon. See *Taraxacum*.

dan'druff. Fine brawny scales of epidermis, occurring on the hairy parts of the body, especially the scalp, caused by dermatitis seborrhea. See *pityriasis capitis*. [Origin unknown.]

dandy fever. See *dengue*.

dangle shoulder. Hanging of the arm loose at the shoulder-joint, due to atrophy of the muscles from poliomyelitis and stretching of the capsular ligaments.

dansomania (dan-so-ma'ne-ah). See *dancing mania*, under *mania*. [Fr., *danse*, dance, + Gr., *mania*, madness.]

Danysz's effect. The decrease in the neutralizing effect of antitoxin when the toxin is added in portions with an interval of time between each addition.

Daphne (daf'ne). The bay tree or laurel tree. **D. gnidium.** Flax-leaved *D.*; indigenous to southern Europe, furnishing a portion of the mezereum of commerce. All parts of the plant are poisonous. **D. laureola.** Dwarf bay; formerly recognized in the Br. Ph. as one of the sources of mezereum, though its root is inferior in acrimony. **D. mezereon**, **D. mezereum.** The mezereon; a species cultivated in Europe. The root is the source of mezereum of the U. S. Ph. The berries are

sometimes used as a drastic purgative. [Gr., *daphne*, laurel or bay tree.]

daphnelion (daf-ne-le'on). Laurel oil, bay-tree oil. [Gr., *daphnelaion*.]

daphnetin (daf'net-in). A crystalline product resulting from the action of sulphuric or hydrochloric acid on daphnin.

daphnin (daf'nin). The irritant principle of mezereum.

dark ground examination. See under *examination*.

d'Arsonval's cur'rents. High tension electric currents applied to the body to destroy microorganisms and to promote metabolism. **d'A's galvanometer.** A form of galvanometer in which a coil of delicate wire is suspended between the poles of a fixed magnet. The passage of a current through the suspended coil causes it to turn and the deflection is indicated by a small mirror attached to the coil. The reflection of a scale in this mirror gives the angle of deviation.

dar'tos. Syn.: *tunica darta*. The subcutaneous muscular layer of the scrotum continuous above with the superficial fascia of the abdomen and below with the superficial perineal fascia. [Gr., *dartos*, flayed, from *derein*, to flay.]

Datura (da-tu'rah). Thorn apple, Jimson weed, Jamestown weed; a genus of solanaceous herbs. **D. stramonium.** The common thorn apple. The leaves constitute the stramonium of the U. S. Ph. and the Br. Ph. The plant contains two alkaloids, atropin and hyoscyamin, upon which its action depends. **D. tatula.** A South American species. By some authorities it is considered a variety of *D. stramonium*.

daturin (da-tu'rin). An alkaloid contained in *Datura stramonium*, identical with atropin.

Daucus carota (daw'kus kar-o'ta). The carrot; the root of the cultivated variety is stimulant, and has some reputation as an application to ill-conditioned ulcers, etc. [Gr., *daukon*, *daukos*.]

daugh'ter cell. See under *cell*.

Davainea. See *tenia*. **D. asiatica.** See *Taenia asiatica*. **D. madagascariensis.** See *Taenia madagascariensis*.

day-blindness. See *nyctalopia*.

de-. A Latin particle denoting down or from.

dead (ded). 1. Destitute of life, properly speaking, after having once possessed it.

2. Figuratively, paralyzed, especially as to sensation; said of a part as in the expression *d. fingers*. 3. Dull in appearance. **d. fingers.** Local pallor, coldness, and asphyxia of the fingers; seen usually in nervous young women. **d. house.** A mortuary; a room for the temporary reception of dead bodies. **d. space.** A name given to the volume of air in the trachea and bronchi, because it does not participate in the respiratory exchange between air and blood. [Ang.-Sax.]

dead'ly. 1. Sure or very likely to cause death. 2. Deathlike. **d. nightshade.** See *Atropa belladonna*, under *Atropa*.

deaf. Having the sense of hearing im-

- paired or demolished. **d.-mute.** One who is both deaf and dumb. **d. mutism.** Absence of the power of speech in consequence of congenital or acquired deafness; the condition of being both d. and dumb. [Ang.-Sax.]
- deaf'ness.** The state of being deaf. **hysterical d.** D. occurring suddenly in severe cases of hysteria and independent of any local disease in the ear. **intellectual d.** See *psychical d.* **nervous d.** That form of d. in which the cause lies in a primary affection of the auditory nerve or of the labyrinth or of both. **psychical d.** A condition in which, although sounds are heard, their significance is not recognized; observed in cases of lesion of the gyrus inframarginalis. **speech d.** A condition differing from word d. in that the faculty of repeating and writing after dictation is preserved. **word d.** Syn.: *sensory aphasia.* Of Kussmaul, that variety of psychical d. in which, while impressions of sound can still be perceived, spoken words can not be understood.
- dealcoholization** (de-al'ko-hol-i-za'shun). The removal of alcohol from an object as in microscopic work.
- deamidizing enzymes.** See *enzyme.*
- deammoniated** (de-am-mo'ni-a-ted). Deprived of ammonia. [Lat., *de*, priv., + *ammonia.*]
- Deane's gelatin.** A mixture of gelatin and honey devised by Deane for mounting microscopic objects. It is now replaced by glycerin jelly.
- death** (deth). The cessation of life, also the state of being dead (said of the entire organism or of a part). **apparent d.** See *asphyxia* and *asphyxia pallida.* **black d.** See *bubonic plague.* **d. certificate,** revised United States standard of, see in *appendix*, page 920. **d. rate.** The proportion of d's occurring among a certain population or a given class during a specified time. **d. rattle.** The rattling sound caused by the passage of air through the mucus which usually collects in the throat of the dying or of the semimoribund. In the latter it is popularly regarded as a certain sign of approaching death. **d. struggle.** See *agony* (2d def.). **international list of causes of d.** See in *appendix*, page 920. **local d.** Gangrene, mortification. **natural d.** D. not caused by accident or violence. **pathological d.** D. from pathological changes or injuries to the tissue or viscera. **signs of d.** Cessation of respiration and of the heart-beat, opacity of the cornea, rigor mortis, lividity or pallor, decomposition and putrefaction, relaxation of the sphincters, and loss of tissue elasticity. **somatic d.** D. of the entire organism as opposed to localized d., seen in necrosis or gangrene. [Ang.-Sax., *death.*]
- debil'ity.** Weakness of tonicity in the functions or the organs of the body. **nervous d.** See *neurasthenia.* [Lat., *debilitas.*]
- deca-, dec-.** Prefix for the Gr., *deka*, ten. **decaedral** (dek-e'dral). Having ten sides; said of crystals. [Gr., *deka*, ten, + *edra*, a base.]
- decagram** (dek'ag-ram). A weight of 10 grams, equal to about 154.32 grains. [Gr., *deka*, ten, + *gramma*, a small weight.]
- decalcification** (de-kal-si-fi-ka'shun). The loss of lime salts in bone during inflammation. The artificial removal by a solution of nitric acid in specimens removed for microscopic study in order to soften them for section cutting.
- decalcified** (de-kal'si-fid). Deprived of calcareous matter.
- decalcify** (de-kal'si-fi-). To soften bone specimens for histological or pathological study by a solution of hydrochloric, nitric, or other acids.
- decaliter** (dek'al-e-ter). A measure of 10 liters, equal to about 610.28 cubic inches.
- decameter** (dek'am-e-ter). A measure of 10 meters, equal to about 393.71 inches. [Gr., *deka*, ten, + *metron*, a measure.]
- decane** (dek'an). A hydrocarbon of the paraffins, containing ten atoms of carbon, $C_{10}H_{22}$. [Gr., *deka*, ten.]
- decant'.** To separate a liquid from a deposit by slowly slanting the vessel and allowing the liquid to run out. [Lat., *de*, down, + *canthus*, the tire of a wheel.]
- decantation** (de-kan-ta'shun). The gentle pouring off of a liquid from its sediment. [Lat., *de*, from, + *canthus*, the tire of a wheel.]
- decapitation** (de-kap-it-a'shun). That variety of embryotomy which consists in separating the head of the fetus from the trunk, to facilitate delivery. [Lat., *decapitare*, to behead.]
- decap'itator.** An instrument for decapitating the fetus. [Lat., *de*, from, + *caput*, head.]
- decapsulation** (de-cap-su-la'tion). Removal of more or less of the capsule of an organ.
- decarbonization, decarburization, decarburization** (de-kar-bon-iz-a'shun, de-kar-bu-ra'shun, de-kar-bu-riz-a'shun). The action or process of depriving a substance of carbon.
- decay'.** A decline of the normal condition of a substance or of the whole or a part of an organism, especially putrefactive decomposition; also the condition of having undergone such a decline; figuratively, the gradual failure of health and strength incident to old age.
- decentered** (de-sen'terd). Not having a common focus.
- dechlorization** (de-klo-ri-za'shun). Reduction of the amount of sodium chlorid in the diet.
- deci-.** A prefix from the shortened Lat., *decimus*, tenth.
- decidua** (de-sid'u-ah). An adventitious envelope formed around the fertilized ovum on its entrance into the uterine cavity, consisting of the mucous membrane lining the body of the uterus in a state of heightened development and thickening; so called because it is eventually cast off. **d. protrusa, d. reflexa.** That portion of the d. which, being continuous with the d. vera, covers the ovum as it projects

into the uterine cavity, and finally, coming to lie in contact with the *d. vera*, constitutes the inner layer of the decidual sac taken as a whole. **d. serotina**. The layer or layers of decidual substance which intervene between the developed placenta and the uterine wall. **d. tunica uteri**, **d. uteri**, **d. uterina**, **d. vera**. That portion of the mucous membrane lining the cavity of the uterus, which, when the fecundated ovum comes to be imbedded in the membrane, continues to line the general cavity of the uterus in every part except that occupied by the attachment of the ovum. **placental d.**, **placental d. serotina**. That layer of the *d. serotina* which covers the cotyledons. **uterine d. serotina**. The outer portion of the *d. serotina*. [Lat., *decidua*, from *de*, from, + *cadere*, to fall.]

decid'ual. Pertaining to or resembling the decidua.

decidualitis (de-sid-u-al-'tis). A bacterial infection of the decidua.

deciduoma (de-sid-u-o'mah). See *syncytioma*. **d. malignum**. See *chorio-epithelioma*.

deciduous (de-sid'u-us). Applied to parts that fall off or are shed during life, as the first teeth which are shed in childhood, and the hair. [Lat., *deciduus*, that which falls down or off.]

decigram (des'ig-ram). A weight of one-tenth of a gram, equal to about 1.54 grain. [Gr., *dekate*, a tenth part, + *gramma*, a small weight.]

deciliter (des'i-le-ter). A measure of the tenth of a liter; 6.1 cu. in. [Gr., *dekate*, a tenth part, + *liter*.]

decimeter (des'im-e-ter). A measure of one-tenth of a meter, equal to about 3.93 inches.

decinormal (des-e-nor'mal). Having one-tenth the standard strength; said of solutions. [Lat., *decimus*, tenth, + *normalis*, according to rule.]

decka. See *deca*.

declination (de-kli-na'shun). 1. Deviation, variation. In ophthalmology, normal *d.* of the retinal meridians is a deviation of the vertical or any other meridian of the eye from the corresponding meridian of external space when the line of regard of the eye is directed parallel to the median plane and in the horizontal plane, the head being in the exact primary position. The term is in no sense synonymous with torsion [G. T. Stevens]. 2. The declining period of a disease. [Lat., *declinare*, to decline.]

decline'. 1. A serious deterioration of the bodily powers in consequence of old age or of chronic organic disease. 2. A stage of decrease (as of a fever).

declive (de-kliv'). A portion of the cerebellum. [Fr., *déclive*, down.]

decoction (de-kok'shun). 1. The act or process of boiling. 2. A preparation made by boiling one or more substances in water. The U. S. Ph. directs that the strength of *d.*s shall be 5 per cent., unless otherwise specified. **Zittmann's d.** See *decoctio sarsaparillae compositum*,

under *sarsaparilla*. [Lat., *decoctum*, from *de*, down, + *coquere*, to boil.]

decolorant (de-kol'or-ant). A bleaching or clarifying agent.

decoloratio (de-kol-or-ah'te-o). See *decoloration*. **d. argentea**. See *argyria-sis*.

decoloration (de-kol-or-a'shun). The removal or the absence of color.

decompose (de-kom-pôs'). 1. To reduce a compound body to its simpler constituents. 2. To putrefy from the presence of bacteria.

decomposition (de-kom-po-sish'on). The process of reducing a compound body to its simpler constituents. **double d.** A chemical change in which the molecules of two interacting compounds exchange a portion of their constituents. **hydrolytic d.** 1. The more or less complete dissolution in water. 2. A chemical change in substances, brought about by the addition of one molecule of water. **simple d.** A chemical change by which the molecule of a single compound either breaks up into its simpler constituents, or exchanges one of these constituents for the entire molecule of another body. [Lat., *de*, priv., + *componere*, to compound.]

decortication (de-kor-ti-ka'shun). Removal of the outer envelope of a root, fruit, seed, or organ. [Lat., *de*, from, + *cortex*, bark.]

decrement (dek're-ment). The declining stage of a disease. [Lat., *decrementum*, decrease.]

decubitus (de-ku'bit-us). 1. The manner or the posture of lying in bed. 2. A bed-sore. [Lat., *decumbere*, to lie down.]

decumbent, decubation (de-kum'bent, de-ku-ba'shun). The act of lying down.

decussate (de'kus-ät). To cross, to intersect so as to form a figure like the letter X. In botany, the alternations of position of leaves, whereby a leaf of one whorl stands over the sinus of the one immediately below it. [Lat., *decussatus*, pp. stem of *decussare*, to divide in the form of a cross.]

decussation (de-kus-sa'shun). A crossing of structures in the form of the letter X. See *chiasm*. **d. of the interolivary stratum**. See *sensory d. of the pyramids*. **d. of the optic nerve**. See *chiasm. d. of the pyramids*. The *d.* formed by the anterior pyramids of the medulla oblongata as they separate each into from three to six bundles of fibers which cross obliquely downward to the opposite side of the anterior median fissure, interlacing with similar bundles from the opposite pyramids. Having crossed from one side of the medulla to the other, these bundles become reunited and penetrate more deeply into the spinal cord, where they occupy the posterior part of the lateral columns of the cord. **fountain d.** A *d.* such as that of the nerve fibers in the cortex of the anterior corpora quadrigemina. **piniform d.** See *sensory d. of the pyramids*. **pyramidal d.** See *d. of the pyramids*. **sensory d.**

of the pyramids. The crossing of fibers derived from the funiculi cuneati of the spinal cord which takes place in the upper part of the medulla oblongata. **upper pyramidal d.** See *sensory d. of the pyramids*. [Lat., *decussare*, to place crosswise in the form of an X, from *decem*, ten, + *as*, a coin stamped with the numeral X.]

dededition (de-den-tish'on). The shedding of teeth. [Lat., *de*, priv., + *dens*, tooth.]

defecation (def-e-ka'shun). The discharge of fecal matter from the intestine.

defect'. A failure, a deficiency, a deformity. [Lat., *defectus*, a failure, a lack.]

defective. A person who is deficient in one or more of the physical or mental powers. [Lat., *defectus*, a failure, a lack.]

defemina'tion. Sexual inversion in a woman. A change of character so that her feelings and inclinations become those of a man. [Lat., *de*, priv., + *femina*, woman.]

deferent. Passing or leading down; conveying anything downward. See *vas deferens*. [Lat., *deferens*, from *de*, from, + *ferre*, to bear.]

deferent'ial. Pertaining to or accompanying the vas deferens.

defervescence (de-fer-ves'senz). The decline of a fever. [Lat., *defervescere*, to become calm.]

defibrinated, defibrinized (de-fi-brin-a'ted, de-fi'brin-ized). Deprived of fibrin.

definition (def-in-ish'on). In microscopy, the capability of an object glass of bringing out a sharply defined image of an object. [Lat., *definitio*.]

deflagration (de-flag-ra'shun). A sudden, sharp combustion, usually with a crackling sound; also the setting up of such combustion by friction, etc. [Lat., *deflagrare*, to burn furiously.]

defloration (de-flo-ra'shun). The destruction of physical virginity by coitus. [Lat., *de*, priv., + *flos*, *floris*, flower.]

deflorescence (def-lor-es'senz). The stage of eruption disappearance in the exanthemata.

deformans (de-form'ans). Deforming. **arthritis d.** See *rheumatoid arthritis*, under *arthritis*. [Lat., *deformare*, to deform.]

deforma'tion. The production of deformity. [Lat., *deformatio*.]

deformed pelvis. See *contracted pelvis*, under *pelvis*.

deformity (de-form'it-e). A morbid alteration in the form of a part or organ. [Lat., *deformitas*, from *de*, without, + *forma*, form.]

defunct', defunct'us. Dead. [Lat., *defungi*, to be through with.]

defurfuration (de-fur-fu-ra'shun). The formation and shedding of fine, branlike scales from the skin. [Lat., *de*, from, + *furfur*, bran.]

defuselation (de-fu-sel-a'shun). The process of freeing spirit from fusel oil.

defu'sion. See *decantation*.

degeneracy (de-jen'er-a-se). Degenera-

tion, in the sense of an absence or loss of that degree of development or energy seen in the ancestry of an organism; reversion to a lower type.

degenerate (de-jen'er-ät). One who shows deviation from the normal type in mental attributes; deviate, a better term, since there are high and low deviates, hence superior to or inferior to normal. [Lat., *degeneratus*, departed from its race or kind, from *de*, from, + *genus*, *generis*, race, kind.]

degeneration (de-jen-er-a'shun). 1. Loss of race characteristics. 2. A retrogressive change in molecular structure of the cells of a tissue or organ, producing an impairment of function. **adipose d.** See *fatty d.* **albuminoid d.** A d. in which bodies are formed which are compounds of protein with other substances, as in mucoid degeneration, combining a protein and a carbohydrate. **albuminous d.** Syn.: *cloudy swelling*. A d. characterized by a deposit of fine proteid granules in the cells of the heart muscle, the kidney, and the liver, following chemical poisons and the infectious diseases. **amyloid d.** A d. characterized by the infiltration of the media of arteries and the tissue of the liver, kidney, spleen, and other viscera by a glycoprotein consisting of histon combined with chondroitin-sulphuric acid. **ascending d.** The d. upwards after destructive lesions of centripetal nerve fibers. **calcareous d.** The impregnation of the tissues and the gland secretions with calcium or magnesium salts, especially carbonates and phosphates. **caseous d.** See *caseation*. **cheesy d.** See *caseation*. **cholesterin d.** Waxy d., so called on account of the abundance of cholesterin in the waxy material. **chondroid d.** The proper term for *amyloid d.* **colloid d.** The deposit of an increased amount of a colloid composed of protein, consisting of globulin and iodothyron in tumors of the thyroid gland and pituitary body. **cystic d.** The formation of a number of disseminated cysts in an organ or its enlargement in the form of a cyst, as in the kidney. **descending d.** In neuropathology, the destruction and disintegration of nerve fibers from above downward, i. e., from the central or cerebral extremity of such fibers toward their peripheral extremity. This process is caused by the presence of some lesion (called primary) which interrupts the continuity of the degenerating fibers and marks the upper limit of the degeneration. **earthy d.** See *calcareous d.* and *calcification*. **elastoid d.** A d. of the internal lamina of the arteries during involution of the uterus after delivery. **fascicular d.** An atrophic process in paralyzed muscles due to injury or disease of the motor ganglion cells of the central tube of gray matter of the spinal cord or of the efferent fibers which connect them with the muscles. **fatty d.** The deposit of minute fat granules in the cytoplasm of the cells of the liver, kidney, heart muscle, and endothelial cells

- of blood vessels, accompanied by degenerative changes in the nucleus, and caused by chemical poisons, malnutrition, and bacterial infections. **gelatiniform d.** See *colloid d.* **granular d.** A d. which is usually the result of autolysis of infarctions, thrombi, etc., and the degeneration of the epithelium of the tubules of the kidney, producing leucin, tyrosin, peptones and albuminoids. **gray d.** D. resulting from chronic inflammation in nervous tissue, its peculiarity being the gray color which is apparent. **hemato-hyaloid d.** A d. forming hyaline thrombi in blood vessels from conglutinated red corpuscles, blood platelets, or fibrin fibers. **hyaline d.** The deposit of a hyaline material of a glycoprotein nature in the interstitial tissue of arteries, the kidney, ovary, and myocardium, and also in granulomata and the parenchymatous cells of various organs and malignant tumors. The material differs from amyloid in showing no specific reaction with iodine. **hydropic d.** The formation of vacuoles containing a serous fluid in the cytoplasm of cells, as in the lower layers of the epithelium of the skin in smallpox. **keratoid d.** A pathological change of epithelial cells into keratin. **lardaceous d.** See *amyloid d.* **lipoid d.** A d. characterized by the deposit of doubly refractive globules of cholesterolin oleate in atheroma, cancer cells, and nerve tissue. **mucoïd d.** A variety of d. occurring usually in the connective tissue of senile atrophic organs, myxedema, sarcomata, fibromata, carcinomata, myxomata, and ovarian cysts. **myelinic d.** The breaking down of tissue cells into myelin; a process sometimes occurring coincidentally with fatty d. of the kidney and liver, and, in the normal process, in the adrenal and mammary gland. The material is probably a lipoid body, allied to a soap and containing oleic acid. **myxomatous d.** See *mucoïd d.* **Nissl d.** A d. of a nerve cell with loss of the Nissl bodies. **ossific d.** See *ossification.* **parenchymatous d.** See *albuminoid d.* **pigmentary d.** Pertaining to or containing pigment. **senile d.** The various degenerative changes of old age. **uratic d.** The invasion of the tissues by deposits of uric acid and urates. **Virchow's d.** See *amyloid d.* **vitreous d.** See *Zenker's d.* **wallerian d.** The d. of a nerve fiber severed from its nutritive center. **waxy d.** See *amyloid d.* **Zenker's d.** A waxy d. affecting voluntary muscle and heart muscle. [Lat., *degenerare*, to degenerate.]
- deglutition** (de-glu-tish'un). The act of swallowing; effected by a series of movements, partly automatic, partly under the control of the will, by which a substance is carried from the mouth into the stomach. **d. center.** See under *center.* **difficult d.** See *dysphagia.* [Lat., *deglutitio*.]
- degree**. One of the equal parts into which a circle or a scale, as of a thermometer, is divided.
- degustation** (de-gus-ta'shun). A tasting. [Lat., *degustare*, to taste.]
- degutt**. Birch tar.
- dehiscence** (de-his'senz). The bursting of a follicle, especially a graafian follicle.
- dehumanization** (de-hu-man-i-za'shun). The more or less complete loss of human characteristics, mental or physical. Vaccine lymph is said to be humanized when it has been propagated through one or more human beings and to be dehumanized, i. e., deprived of some supposed modification impressed upon it by the human system, by retrovaccination in animals. [Lat., *de*, priv., + *humanus*, human.]
- dehydration** (de-hi-dra-ta'shun). The process of depriving a compound of its hydrogen by reducing agents, as by the action of strong acids on hydrocarbons or by heating.
- dehydration** (de-hi-dra'shun). The act or process of depriving a chemical compound of water or of the elements of water. [Lat., *de*, priv., + Gr., *ydor*, water.]
- Deiters's nucleus.** A collection of cells situated back of the acoustic nucleus.
- dejecta** (de-jek'tah). Pl. The alvine evacuations.
- dejection**. 1. A condition of mental depression, a cast-down feeling. 2. The act of having a movement from the bowels. 3. The matter which is discharged in an intestinal evacuation. [Lat., *dejacere*, to cast down.]
- delacrimation** (de-lak-ri-ma'shun). See *epiphora*.
- Delboeuf's law.** The l. that if in any species a number of individuals, bearing a ratio not infinitely small to the entire number of births, are in every generation born with a particular variation which is neither beneficial nor injurious, and if it is not counteracted by reversion, the proportion of the new variety to the original form will increase till it approaches indefinitely near to equality.
- del el maia.** A disease prevalent in Egypt; regarded by some as an inflammation of the brain, by others as a pernicious fever.
- deleterion, deleterium** (del-e-te're-on, del-e-te're-um). A deadly poison or any means of destruction. [Gr., *deleterios*.]
- deleterious** (del-e-te're-us). That which does harm; injurious. [Gr., *deleterios*.]
- Delhi boil.** See *Oriental sore*.
- deligation** (del-ig-a'shun). The tying or ligaturing of a blood vessel, especially in continuity. [Lat., *deligare*, to tie up.]
- delimitation** (de-lim-it-a'shun). In physical diagnosis, the determination of the limits of an area, region, or organ, with the view of ascertaining the existence and degree of a morbid state or process.
- delin'iment.** A liniment.
- deliquescence** (del-ik-wes'ens). The condition of becoming liquefied as a result of the absorption of water from the air. [Lat., *deliquescere*, to grow moist.]
- deliquescent** (del-i-ques'ent). In a state of, or prone to undergo, deliquescence.
- delir'ious.** Affected with delirium.

delirium (de-lir'e-um). A state of mental excitement characterized by restlessness, incoherence of speech, and various sensory illusions. It occurs in many psychoses or in consequence of alcoholic or other poisoning, fever, severe injuries, etc. **acute d.** Acute mania, developing rapidly, resulting in a speedy cure or in death. **chronic d.** D. of long duration, unaccompanied by fever. It is the distinctive and essential characteristic of chronic psychoses. **d. constantium.** D. characterized by the continual repetition of the same fixed idea in insane patients having fever. **d. cordis.** Tumultuous action of the heart. **d. epilepticum.** A psychic derangement, either transitory and following an epileptic fit, or periodical and appearing under various epileptic forms instead of such a fit. **d. e potu.** See *d. tremens*. **d. ex inanitione.** D. from inanition, arising in cases of sub-acute and chronic anemia. It is of a very maniacal character and, in fever cases, most frequently breaks out on the decline of the fever. **d. grandiosum.** A form of d. characterized by a morbid exaggeration of everything relating to the personality of the patient. **d. hysterium.** Hysterical excitement. **d. metabolicum.** D. in which the patient believes that the persons and objects about him are not represented in their real characters, that they are placed there to watch him, and that he himself does not bear his real name. This form of d. may occur in maniacal excitement or in depressive d. of persecution. **d. mussitans.** Excitement during which the patient murmurs unintelligible words to himself. **d. nervosum traumaticum.** A condition of high nervous exaltation occurring after an injury or a surgical operation in nervous and hysterical persons. **d. persecutionis.** The delusional state of being persecuted or of being mysteriously affected by some subtle force. **d. tremens.** A morbid condition due to the excessive use of alcoholic liquors, being the expression of their cumulative action. **febrile d.** A condition of d. which is present with certain acute diseases, fevers, and inflammations of internal viscera. It may also follow severe injuries, and poisoning from certain substances. According to its characteristics, it is known as muttering or typhoid d., and violent or furious d. **maniacal d.** Acute excitement. Some of its main characteristics are wealth of conception, rapidity of perception, uncontrollable flow of language, loss of the reflective power, and loss of moral consciousness. **partial d.** D. affecting only a part of the mental faculties. Certain modes of reasoning, certain acts, are unreasonable, while others are reasonable. **toxic d.** D. caused by the presence in the body of some poisonous substance, such as alcohol, belladonna, opium, etc. **typhoid d.** The low, muttering d. of the typhoid state. **violent d.** A form of febrile d. seen in the early stage of fever; accompanied

with great excitement, and often with manifestation of great strength. [Lat., *delirare*, to be out of one's head.]

delitescence (de-lit-es'enz). An unusually complete and speedy resolution of an inflammation. [Lat., *delitescere*, to be hidden.]

deliver (de-liv'er). To disburden a pregnant woman of her child. [Fr., *délivrer*, to set free.]

delivery (de-liv'er-e). 1. The act of bringing forth a fetus. 2. The mode in which a vessel or tube gives exit to a liquid, a gas, or a powder. **premature d.** The occurrence of d. at any time between the earliest period of viability and the maturity of the fetus; in the human subject, between the twenty-eighth and thirty-eighth weeks of gestation. See *abortion* and *miscarriage*. [Fr., *délivrer*, to set free.]

delphinin (del'fin-in). An unstable, crystallizable alkaloid, $C_{21}H_{35}NO_2$, obtained from *Delphinium staphisagria*. It has been used internally as an antipyretic and topically as an analgetic. It is very poisonous. The hydrochlorid has been used in asthma and neuralgia.

Delphinium (del-fin'e-um). A genus of the *Ranunculaceae*. **D. consolida.** Branching larkspur; a European species now naturalized in the United States. Aconitic acid exists in its expressed juice. **D. staphisagria.** Stavesacre.

delphinoidin (del-fin-oy'din). An alkaloid occurring in the seed of *Delphinium staphisagria*.

del'phisin. A principle found in *Delphinium staphisagria*, having an action somewhat resembling that of aconitin.

deltoid (del'toyd). Having a triangular outline like that of the Greek letter Δ ; or pertaining to the d. muscle; as a n., any structure or area of a triangular shape. **d. muscle.** See *table of muscles*, under *muscle*. [Gr., *delta*, the letter D, + *eidos*, resemblance.]

de lunat'ico inquirendo. The process prescribed by law to determine the sanity (legal status only) of an alleged incompetent person. [Lat.]

delu'sion. A false and uncorrectable association of ideas, seen in many psychoses. **d. of persecution.** See *delirium persecutionis*, under *delirium*. **expansive d.** A d. of an expansive nature, e. g., one that pertains to ambitious, erotic, or religious subjects. **persecutory d.** See *delirium persecutionis*. **systematized d.** A d. which resembles a sane conception, in which there may be a correlation to the subject's surroundings, but in which the reasoning is false, the deductions being faulty. **unsystematized d.** A d. in which there is no correlation between the conception and the subject's surroundings. [Lat., *deludere*, to cheat.]

demagnetization (de'mag-net-iz-a'shun). The process of depriving an object of magnetism.

demagnetize (de-mag'net-iz). To deprive of magnetic properties.

demanous (dem'an-us). See *acheirous*. [Lat., *de*, priv., + *manus*, hand.]

demarcation (de-mar-ka'shun). 1. A line of separation or division. 2. The act of setting a line of division. 3. The line of separation between the healthy and the gangrenous tissue. **d. current**. See under *current*. [Lat., *demarcare*, to mark out the bounds of.]

de'mens. Insane. [Lat., *de*, priv., + *mens*, mind.]

dement'ed. Affected with dementia.

dementia (de-men'sha). A general term denoting permanent mental impairment. Many recoverable acute deliria, or acute confusions, should not be termed dementia. **alcoholic d.** D. occurring in the terminal period of chronic alcoholism. **apathetic d.** A mental state in which all psychic life is reduced to a minimum. The memory is almost completely lost. Sensibility is diminished both to pain and to temperature. This form often constitutes the terminal period of the disease in which active d. has been present. **catatonic d.** A sub-group of dementia precox. **chronic d.** D. of considerable duration. It includes the ordinary forms. **d. apoplectica**. Alteration and diminution of the mental faculties due to cerebral lesions, such as hemorrhage, softening, or tumors. **d. congenita**, **d. naturalis**. Natural or congenital d.; in English law, idiocy. **d. paralytica**. Another term for general paresis. **d. paranoides**. A term used by Kraepelin to distinguish a group of dementia precox patients with pronounced paranoid tendencies. **epileptic d.** Mental loss due to epilepsy. **organic d.** D. due to material lesions of the nervous centers, more especially of those parts of the centers that preside over ideation. **postfebrile d.** D. following acute and severe infectious diseases, such as typhoid fever, variola, etc. **d. precox of Kraepelin**. A chronic psychosis of youth with characteristic and bizarre signs. **secondary d.** D. following some primary mental disease, such as melancholia, mania, acute d., etc. **senile d.** A progressive and primary deterioration of the mind resulting from senile deterioration of the brain. **syphilitic d.** A chronic disorder in which, in the majority of cases, lesions of a syphilitic character are demonstrated as a sufficient cause. It is usually accompanied by paralysis of one or more nerves. Cerebral syphilis or general paresis are better terms. [Lat., *de*, priv., + *mens*, mind.]

demi-. A prefix from the Fr. *demi* and the Lat. *dimidius*, half.

demi'facet (dem'e-fas-et). One-half of a facet, into the composition of which two bones enter.

demilune (dem'il-un). A collection of marginal cells, in the form of a crescent or half moon, which is especially observable in the submaxillary gland of the dog. [Lat., *demi*, half, + *luna*, moon.]

demimonstrosity (dem-e-mon-stros'it-e). A congenital deformity that does not

cause noteworthy functional trouble. [Lat., *demi*, half, + *monstruosus*, monstrous.]

demissio (de-mis'se-o). A lowering; an abatement. **d. animi**. Depression of spirits. [Lat., *demittere*, to lower.]

Demodex (dem'od-ecks). A genus of the class *Arachnida* and the order *Acarina*, which includes the mites and the ticks. **D. folliculorum**. The pimple mite; a species that frequently inhabits the hair sacs and sebaceous follicles; especially those of the nose and ears and in persons with greasy skins and such as have acne. In man its presence is associated with no symptoms except occasional comedones and inflammation of the margins of the eyelids; in the dog, fox, cat, sheep, horse, cow, etc., in which it differs slightly from the parasite found in man, it causes irritation and inflammation of the skin and loss of hair. Three other varieties are *D. canis*, *D. phylloides* of the pig, and *D. bovis*. [Gr., *demos*, fat, + *dex*, a wood-worm.]

demography, demology (de-mog'ra-fe, de-mol'o-je). The statistical study of human communities, especially in regard to births, marriages, and deaths, and physical, moral, and intellectual development. [Gr., *demos*, the people, + *graphein*, to write, or + *logos*, understanding.]

demon'ia, demonoma'nia, demo'no-melancho'lia. An old term to denote certain psychotic symptoms with pronounced ideas of being possessed by evil spirits. [Gr., *daemon*, a devil, + *mania*, madness, or + *melancholia*, black bile.]

demoniacal (de-mo-ni'ak-al). Pertaining to evil spirits. See *d. possession*, under *possession*. [Gr., *daemon*, a demon.]

demulcent (de-mul'sent). Lubricating, exerting a soothing local action (said of drugs). [Lat., *demulcere*, to stroke softly.]

de Musset's sign. Rhythmical nutation (with which Alfred de Musset suffered), considered as a s. of some aortic lesion.

denarcotize (de-nar'ko-tiz). Literally, to deprive of narcotic action, but the so-called denarcotized tincture of opium is deprived of its odoriferous principles and is less nauseating than tincture of opium. The process formerly employed also removed the narcotin.

denaturalization (de-nat-u-ral-iz-a'shun). The process of rendering an article unfit to eat or drink, while preserving its value for use in the arts, and for industrial purposes.

denature (de-na'tür). To change the nature of a substance, as alcohol, so that it is unfit for human consumption. [Fr., *dénaturer*.]

dena'tured. Subjected to a process of denaturalization.

den'drite. One of the branched, protoplasmic extensions or processes of a neuron. There are usually several from each neuron; they divide dichotomously, form extensive arborizations, and serve to establish relations with other nerve cells. [Gr., *dendron*, a tree.]

den'dro-, dend-. Combining form of the Gr., *dendron*, tree.

dengue (den'gwé). Syn.: *breakbone fever*, *dandy fever*. Literally, affectation, or the manner of a dandy; dandy fever (from the patient's constrained attitude, due to dread of motion). An acute febrile disease occurring as an epidemic in the East and West Indies and in the southern United States, characterized by severe pains, swelling, and stiffness of the joints, gastric disturbance, and a cutaneous exanthem. D. is often attended with severe itching, and may or may not be followed by desquamation. [Sp.]

denida'tion. The process by which the superficial portion of the mucous membrane of the body of the uterus, after having become tumid and succulent (fit to form a nest for the fertilized ovum) during menstruation, is said to be disintegrated and cast off. [Lat., *de*, priv., + *nidus*, nest.]

dens, pl., *dentes*. A tooth, also a structure in the form of a tooth. The odontoid process [B. N. A.]. **dentes appa- rentes**, **dentes habenulae**. The so-called teeth found in that portion of the habenula perforata of Corti's organ which is called the zona denticulata, and which extends from the crista spiralis to the outer end of Corti's organ. **d. bicuspidatus**, **d. bicuspidis**. A bicuspid tooth. **d. buccalis**. A premolar tooth. **dentes decidui**. See *deciduous teeth*, under *tooth*. **d. epistrophei**, **d. epistropheus**. The odontoid process of the axis. **dentes fibrillarum lentis**. Toothlike processes found upon the lateral faces of the fibers of the crystalline lens. **d. incisivus**, **d. incisor**. An incisor tooth. **dentes infantiles**. See *milk teeth*, under *tooth*. **d. molaris**. A molar tooth. **d. mordens**. A canine tooth. **dentes permanentes**. See *permanent teeth*, under *tooth*. **d. premolaris**. A premolar tooth. **d. sapientiae**. A wisdom tooth. **dentes temporarii**. See *milk teeth*, under *tooth*. [Lat., *dens*, tooth, from Gr., *edein*, to eat.]

densimeter (den-sim'et-er). A hydrometer or other similar instrument for ascertaining the specific gravity of liquids. [Lat., *densus*, dense, + Gr., *metron*, a measure.]

densimet'ric. Pertaining to the use of the densimeter. **d. analysis**. See under *analysis*.

density (den'si-te). 1. In physics and chemistry, the relative weight of a substance as compared with that of some other substance of equal bulk. 2. The quality of being dense. **vapor d.** The specific gravity of a vapor. [Lat., *densus*, dense, thick.]

den'tal. Pertaining to the teeth. **d. curve**. The curve or bow of the line of the teeth in the jaw. The different portions of the curve are described as follows: *alignment c.* The line passing through the center of the teeth from the middle line through the last molar. *buccal c.* The curve extending from the cuspid to

the third molar. *compensating c.* The occlusal line of bicuspid and molars. *labial c.* The curve extending from cuspid to cuspid. **d. disk**. A thin, circular piece of paper, or cloth, or other substance charged with abrasive powder for cutting or polishing teeth and fillings. **d. engine**. A machine operated with foot power, or by an electric or a water motor, to give a swift rotary motion to drills, burs, and burnishers.

dentaphone (den'ta-fōn). An instrument devised for improving the hearing power of the deaf, by means of sound waves conducted through the teeth to the bones of the head, and through them to the labyrinth. [Lat., *dens*, tooth, + Gr., *phone*, a sound of voice.]

dent'ate. Toothed; having short triangular divisions of the margin. [Lat., *dentatus*, toothed.]

den'ti-. Combining form of Lat., *dens*, *dentis*, tooth.

dentic'ulate. Finely toothed. [Lat., *denticulatus*.]

den'tiform. Having the form of a tooth or of teeth. [Lat., *dens*, tooth, + *forma*, form.]

dentifrice (dent'if-ris). A powder or other substance to be used in cleansing the teeth and gums. [Lat., *dens*, tooth, + *fricare*, to polish.]

dentigerous (den-tij'er-us). Bearing or supporting teeth; containing teeth, as in a cyst. [Lat., *dens*, tooth, + *gerere*, to bear.]

den'tin, den'tine. The main body of a tooth. The specialized connective tissue covered by enamel on the crown and cementum on the root. [Lat., *dens*, tooth.]

den'tist. A practitioner of dentistry. [Lat., *dens*, tooth.]

den'tistry. That department of surgery which relates to the treatment of diseased teeth and the restoration of lost teeth by means of artificial substitutes. [Lat., *dens*, tooth.]

dentition (den-tish'un). The eruption of the teeth. See *dentition formula*. **deciduous d., first d., milk d.** The appearance during the first two years of life of the first set of teeth, which are entirely replaced by the second d. **dentition formula**. A formula used to indicate the number and arrangement of teeth. In

adult man it is: incisor $\frac{2-2}{2-2}$; canine $\frac{1-1}{1-1}$;

premolar $\frac{2-2}{2-2}$; molar $\frac{3-3}{3-3}$. **permanent**

d., second d. The appearance of second set of teeth; those which replace the temporary ones or are superadded to them, but which are themselves never replaced. [Lat., *dentitio*.]

dentola (den'to-lah). A proprietary solution of cocaine hydrochlorid and potassium bromid for application to swollen and painful gums.

denture (dent'ure). A single set of either natural or artificial teeth. **full d.** A

double set of natural or artificial teeth, one for each jaw. [Lat., *dens*, tooth.]

denudation (de-nu-da'shun). Laying bare a surface. [Lat., *denudare*, to make bare.]

Denys' theory. A theory of immunity which explains the production of bactericidal substances by means of the leukocytes which impart them to serum, the theory being an attempt to reconcile the phagocytic and general theories. [G. *Denys*, Belgian physician.]

deobstruent (de-ob'strew-ent). Having the property of remedying obstruction (of the various channels of the body). [Lat., *deobstruens*, from *de*, priv., + *obstruere*, to block up.]

deodorant. Having the property of removing odors. [Lat., *de*, from, + *odorare*, to perfume.]

deodorized. Deprived of odors, especially of foul odors, arising from impurities. [Lat., *de*, from, + *odor*, odor.]

deoxygenation (de-ok'sij-en-a'shun). The process of depriving of oxygen.

dependent. Hanging down. [Lat., *de*, from, + *pendere*, to hang.]

depilation (de-pil-a'shun). The operation of removing hairs from the body. [Lat., *depilare*, to pluck out the hair.]

depilatory (de-pil'at-o-re). An agent for removing hairs chemically. [Lat., *de*, priv., + *pilus*, hair.]

deplete (de-plét'). To empty the blood vessels by blood-letting. [Lat., *depletus*, emptied out.]

depletion (de-ple'shun). Lit., an emptying; a withdrawal of an animal fluid, particularly the blood. [Lat., *deplere*, to empty.]

depolarization (de''po-lar-iz-a'shun). The act of destroying or preventing polarization; especially the act of annulling the effects of optical polarization by interposing a depolarizer between the polarizer and analyzer; also the act of preventing or annulling the polarization in a galvanic battery, as by the amalgamation of the zinc plates.

depolarizer (de-po-lar-i-zer). An apparatus consisting of a plate formed from the section of the principal plane of a double refracting prism which, when interposed at any angle between the polarizing surface and the analyzer, refracts and resolves the polarized ray into ordinary and extraordinary rays which attain the analyzer in planes that are neither parallel nor perpendicular to its principal plane, and are therefore again refracted, the sum of the images of like name forming separate images which are individually transmitted.

deposít. 1. Matter which is cast down from a liquid; a sediment. 2. Matter collected in any part of an organism, either normal or abnormal. [Lat., *deponere*, to throw aside.]

deposition (de-po-zish'un). The formation of a deposit.

depravation (de-prav-a'shun). Deterioration, especially of the secretions. [Lat., *depravare*, to impair.]

depression (de-presh'un). 1. A hollow, a low plane or part. 2. The act of depressing a part. 3. The state of being depressed, either physically, e. g., a fragment of the skull, or in the sense of a reduction of strength or of hopefulness. 4. Couching; an operation for cataract, consisting in the removal of the opaque lens out of the axis of vision by means of a needle. **auditory d.** A d. of a thickened part of the epiblast, marking the early stage of formation of the ear. **infranasal d.** A median d. in the upper lip below the termination of the nasal septum. **infrasternal d.** A d. at the lower end of the sternum at the bottom of which lies the ensiform process. **interpeduncular d.** See *interpeduncular space*, under *space*. **mental d.** A state of melancholy. **nervous d.** Nervous debility. **vital d.** A lowered state of the powers of life. [Lat., *de*, down, + *primere*, to press.]

depressomotor (de-pres''so-mo'tor). A pharmacological agent that diminishes motor functions. [Lat., *deprimere*, to depress, + *motor*, mover.]

depressor (de-pres'sor). A term used in physiology for any reflex effect, which lowers the activity of a nerve center. **d. nerve.** A sensory nerve arising in the heart, the stimulation of which causes a reflex fall of general blood pressure. In some animals, e. g., the rabbit and the cat, it exists separately; in others it is combined with the vagus. See *table of muscles*, under *muscle*.

deputation (de-pu-ra'shun). The act or process of freeing from impure matter. [Lat., *depurare*, to purify.]

depurative, depuratory, depurant. Cleansing.

deradelpus (de-rad-el'fus). A monstrosity with two bodies, united at the neck, and with a single head. [Gr., *dere*, the neck, + *adelphos*, a brother.]

deranencephalia (der'an-en-sef-a'le-ah). A monstrosity characterized by absence of a greater or less part of the brain and neck. [Gr., *dere*, the neck, + *an*, neg., + *egkephalos*, the brain.]

derangement (de-ránj'ment). 1. Displacement, disorganization. 2. Disturbance of the mental mechanisms; insanity in law. [Fr., *dérangement*, disorder.]

Dercum's disease. See *adiposis dolorosa*. [Francis Xavier Dercum, Philadelphia neurologist, born 1856.]

derencephalia (der'en-sef-a'le-ah). A monstrosity characterized by minuteness of the brain and by its being enclosed in the cervical vertebrae. [Gr., *dere*, the neck, + *egkephalos*, the brain.]

derivation (der-iv-a'shun). A drawing away or diversion of fluids from one part of the body to another, by irritating the sensory nerves or exciting turgescence in the latter. **d. wire.** A conducting wire connecting two points of a closed galvanic circuit which are already connected by a conducting machine. [Lat., *derivatio*, from *derivare*, to draw off.]

derivative (de-riv'a-tiv). In chemistry:

(a) any body, not itself a simple element, which is obtained from another body by some kind of decomposition, generally by substitution (e. g., chloroform from methane by the replacement of 3 atoms of hydrogen by 3 of chlorine); (b) a compound containing the same radicle as another body, e. g., benzoic acid, which contains the C_6H_5 group, may be looked upon as a benzene (C_6H_6) derivative. [Lat., *derivare*, to draw off.]

der'ma, der'mis. The true skin; the corium. [Gr., *derma*.]

Dermacentor (der-mas-en'tor). A genus of ticks. **D. Andersoni.** An oval reddish brown tick, of the order *Acarina* and the family *Ixodidae*, found in California and other western states, which is the conveyer of Rocky Mountain fever. **D. occidentalis, D. reticularis** and **D. venustus** are also species of this genus.

dermalgia, dermatalgia (der-mal'ge-ah, der-mat-al'ge-ah). Spontaneous pain in the skin, called also neuralgia of the skin and rheumatism of the skin. [Gr., *derma*, skin, + *algos*, pain.]

dermatagra (der-mat-ag'rah). Another name for pellagra. [Gr., *derma*, skin, + *algos*, pain.]

dermathemia (der-math-e'me-ah). A determination of blood to the skin. [Gr., *derma*, the skin, + *aima*, blood.]

der'matin. A mixture of salicylic acid, starch, talc, silicic acid, and kaolin; used as a protective for the skin.

dermatitis (der-mat-i'tis). Inflammations of the skin, due, for the most part, to external irritants. The classification excludes eczema, but includes *d. medicamentosa* in which the skin lesions are caused by the action of drugs, either applied to the skin or taken internally. The principal forms of *d.* are: **d. venenata, erythema ab igne, erythema simplex, erythema solare, intertrigo, x-ray d.** [Gr., *derma*, skin, + *itis*, inflammation.]

dermato-, dermat-. Prefix from the Gr., *derma*, skin.

dermato-autoplasty (der'mat-o-aw'to-plas-te). The operation of grafting skin taken from some portion of the patient's own body. [Gr., *derma*, skin, + *auto*, self, + *plassein*, to mould.]

Dermatobia (der-mat-o-be-ah). Syn.: *Cute-rembia*. A genus of the class *Diptera*, being a fly known in the tropics, whose larva infests the skin, producing boils. **D. cyaniventris.** A species of *D.* prevalent in tropical America. **D. noxialis.** See *D. cyaniventris*. [Gr., *derma*, the skin, + *bios*, life.]

dermatobiasis (der-mat-o-bi'as-is). The presence of *Dermatobia* in the tissues and the diseased condition produced by it.

der'matocelluli'tis. Inflammation of the subcutaneous connective tissue.

der'matocyst. A cyst of the skin.

dermatoid (der'mat-oyd). Resembling skin; having the consistence or thickness of leather or skin. [Gr., *derma*, skin, + *eidōs*, resemblance.]

der'matol. See *bismuth subgallate*.

dermatology (der-mat-ol'o-je). That branch of the science of medicine that treats of the skin and its diseases. [Gr., *derma*, skin, + *logos*, understanding.]

dermatolysis (der-mat-ol'is-is). Syn.: *loose skin, cutis laxa, cutis pendula*. Terms applied to the condition in which the skin and subcutaneous connective tissue become hypertrophied and lax and tend to hang in loose folds. [Gr., *derma*, skin, + *lysis*, loosening.]

dermatomycosis (der'mat-o-mi-ko'sis). Pl. *dermatomycoses*. A disease of the skin, dependent upon the growth of a vegetable parasite. See *linea furfuracea*, and *tinea trichophytina*. [Gr., *derma*, skin, + *mykes*, a fungus.]

der'matomyo'ma. A myoma of the skin.

der'matomyosi'tis. Inflammation of the skin and muscles.

der'matophili'asis. Invasion of the skin by the pregnant female jigger or *Dermatophilus penetrans*. The symptoms are itching, swelling, inflammation, and suppuration.

Dermatophilus (der-mat-of'il-us). A member of the class *Hexopoda* and the order *Siphonaptera*, being a flea, prevalent in the tropics, which penetrates the skin, causing itching and swelling. **D. penetrans.** Syn.: *chigo, jigger, Pulex penetrans*. A species of *D.* causing dermatophiliasis in South America and West Africa. [Gr., *derma*, the skin, + *philein*, to love.]

dermatophyte (der'mat-o-fit). A plant-growing parasite on the skin. [Gr., *derma*, skin, + *phyton*, plant.]

der'matosclero'sis. A rare form of skin disease in which large symmetrical areas of the skin become indurated and stiff. The subcutaneous tissues are generally involved. [Gr., *derma*, skin, + *skleroun*, to harden.]

dermato'sis. Pl. *dermatoses*. Any disease of the skin that cannot be otherwise classified, as *angioneurotic d., neurotic d.*, diseases characterized by lesions which arise from localized vasomotor or trophic disturbances in the skin, of unknown origin. [Gr., *derma*, skin.]

dermatotyposis (der-mat-o-ti-po'sis). Periodically recurring neuralgia of the skin, due to malaria.

dermatozoön (der'mat-o-zo'on). Animal parasites of the skin. [Gr., *derma*, the skin, + *zoön*, an animal.]

dermenchysis (der-men'ki-sis). Subcutaneous injection. [Gr., *derma*, the skin, + *egchysis*, an injection.]

dermo-. A shortened combining form of the Gr., *derma*, skin.

dermogen (der'mo-jen). A trade name for zinc peroxid, ZnO_2 .

dermographia (der-mo-gra'fe-ah). The reaction of the erector pilae muscles and vascular supply of the skin to light scratching. [Gr., *derma*, skin, + *graphein*, to write.]

dermoid (der'moyd). Resembling the skin. [Gr., *derma*, skin, + *eidōs*, form.]

der'mol. Bismuth chrysophanate.

- dermolysis** (der-mol'is-is). A rare destructive disease of the skin. [Gr., *derma*, skin, + *lysis*, a loosening.]
- dermoneurosis** (der''mo-nu-ro'sis). Neurotic disorder of the skin. [Gr., *derma*, skin, + *neuron*, nerve.]
- dermosapol** (der-mo-sa'pol). A superfatted soap, made with 50 per cent. of cod-liver oil and containing pterivian balsam. It is variously medicated.
- derospasmus** (der-o-spas'mus). Cramp of the neck. [Gr., *dere*, the neck, + *spasmos*, spasm.]
- dermosynovitis** (der''mo-si-no-vi'tis). A malignant disease involving the skin of the foot and the synovial sheaths.
- desalination** (de-sa-lin-a'shun). The removal of saline substances, as from the blood in cholera. [Lat., *de*, priv., + *sal*, salt.]
- desamidases** (dez'am-i-dās'es). Enzymes that hydrolyze amino-acids, the (NH₂) group being split off as ammonia.
- descemetitis** (des''e-met-i'tis). Inflammation of the membrane of Descemet. Serous cyclitis.
- descemet'ocle**. Hernia of the membrane of Descemet.
- descendens** (de-sen'dens). Descending; a descending tissue. **d. hypoglossi**, **d. noni**. A branch of the hypoglossal nerve given off at the point where it curves around the occipital artery, which passes down obliquely across the sheath of the carotid vessels (sometimes within it) to form a loop just below the middle of the neck with branches of the second and third cervical nerves. [Lat., *de*, from, + *scandere*, to climb.]
- descent** (des-ent'). 1. The act of moving downward; or the state of having moved downward. 2. Ancestral origin. **d. of the ovaries**. The descent of the ovaries during fetal life from the inner side of the wolffian bodies to their normal position in the abdominal cavity. **d. of the testicles**. The descent of the testicles into the scrotum. **d. of the uterus**. A moderate prolapse of the uterus. [Lat., *de*, from, + *scandere*, to climb.]
- desexualize** (de-seks'u-al-iz). To remove or render inactive the sexual glands. To perform castration or ovariectomy.
- desiccant**. Causing desiccation.
- desiccation** (des-ik-a'shun). The act of drying. The drying up of vegetable drugs is usually designated desiccation, the removal of the water of crystallization from salts is termed exsiccation. [Lat., *desiccare*, to dry up.]
- desiccative** (des'ik-at-iv). Causing to dry up. [Lat., *desiccare*, to dry.]
- desiccator** (des'ik-a-tor). A vessel containing anhydrous sulphuric acid, calcium chloride, or some other strongly water-absorbing substance. Some d's are so constructed that the air may be pumped out through a stop-cock. The drying in such a *vacuum d.* is very rapid. When a body to be dried is placed either above or alongside of the acid, etc., in the d., which is made air-tight, the latter ab-
- stracts water from the former. [Lat., *desiccare*, to dry.]
- desichthol** (des-ik'thol). Deodorized ichthyol.
- designatio** (des-ig-na'te-o). That part of a prescription which enumerates the ingredients and their quantities.
- desmameba** (des-mam-e'bah). A connective tissue cell, regarded as an ameoboid formation. [Gr., *desmos*, a bond, + *amoibe*, alternation.]
- desmectasia** (des-mek-ta'se-ah). The stretching of a tendon. [Gr., *desmos*, ligament, + *ektasis*, stretching.]
- desmitis** (des-mi'tis). Inflammation of a ligament. [Gr., *desmos*, ligament, + *itis*, inflammation.]
- des'mo-**. Combining form of *desmos*, bond, fastening, chain, ligature.
- Desmodium** (des-mo'de-um). The tick trefoil, West Indian honeysuckle; a genus of leguminous plants.
- desmognathous** (des-mog'na-thus). Having the palate bones united.
- desmology** (des-mol'o-je). That branch of anatomy which relates to the tendons and ligaments. [Gr., *desmos*, bond, + *logos*, understanding.]
- desmoma** (des-mo'mah). A tumor formed of connective tissue. [Gr., *desmos*, a bond, + *oma*, tumor.]
- des'mon**. Same as *amboceptor*. [Gr., *desmos*, band, bond.]
- desmoneoplasm** (des-mo-ne'o-plazm). A neoplasm formed from connective tissue. [Gr., *desmos*, band, + *neoplasm*.]
- desmonosology**, **desmopathology** (des''mo-no-sol'o-je, des'mo-path-ol'o-je). The pathology of the ligaments. [Gr., *desmos*, a ligament, + *nosos*, or *pathos*, a disease, + *logos*, understanding.]
- despumatation** (de-spu-ma'shun). The separation of the froth or scum from the surface of a liquor. [Lat., *de*, priv., + *spuma*, froth.]
- desquamation** (des-kwam-a'shun). 1. Exfoliation. The falling off of the surface epithelium of the skin in scales. 2. The operation of removing the covering that envelops certain bulbous roots. [Lat., *de*, priv., + *squama*, a scale.]
- desulphuration**, **desulphurization** (des-sul-fur-a'shun, de-sul-fu-ri-za'shun). The act or process of withdrawing sulphur from a compound.
- detergent** (de-ter'jent). Cleansing, purging; as a n., a substance which cleanses, especially by external application. [Lat., *detergens*.]
- determination** (de-ter-mi-na'shun). 1. A tendency in a definite direction, as of a force to a particular part. 2. In chemistry, a quantitative analysis. [Lat., *determinare*, to bound, to fix.]
- determinism** (de-tér'min-ism). In psycho-analysis the theory that all mental activity is conditioned and determined by unconscious as well as conscious impulses.
- detonation** (de-ton-a'shun). A violent noise caused by a chemical decomposition or combination. [Lat., *detonare*, to thunder severely.]

detoxification (de-tocks-if-i-ka'shun). The act of removing the toxic principle of a substance and rendering it non-toxic.

detritus (de-trit'us). A powdery or granular product of friction or rubbing. [Lat., *deterere*, to wear away.]

detru'sion. A pushing away, dislodgment, or expulsion. [Lat., *detrusio*.]

detrusor (de-trew'sor). A muscle that pushes down as d. urinae, the muscle that expels the urine when it contracts. See *table of muscles*, under *muscle*. [Lat., *detrudere*, to thrust away or down.]

deuteranope (du'ter-an-öp). The term introduced by von Kries to designate the class of color-blind person formerly described as "green blind," on the theory that three color processes are possessed by the normal retina, and in the deuteropes the second of these is deficient or lacking. [Gr., *deuteros*, second, + *an*, priv., + *ops*, eye.]

deu'terano'pia. Green-blindness; so called because green is the second of the primary colors. [Gr., *deuteros*, second, + *anopia*, blindness.]

deutero-. A prefix from the Gr., *deuteros*, second; used to denote second.

deutero-albumose (dew'ter-o-al'bu-mös). Syn.: *deuteroproteose*. An albumose formed in the peptic digestion of proteins, which is precipitated only in a saturated solution of sodium chlorid, although soluble in water and dilute salt solutions.

deutero-elastose (dew'ter-o-e-las'tös). A deutero-albumose formed in the peptic digestion of elastose.

deuterology (du-ter-ol'o-je). The anatomy, physiology, etc., of the placenta. [Gr., *deuterion*, the placenta, + *logos*, understanding.]

deuteropathy (du-ter-op'ath-e). A disease caused by a preceding disease; a pathological sequela. [Gr., *deuteros*, second, + *pathos*, disease.]

deuteropin (dew-ter-op'in). A homologue, $C_{26}H_{42}NO_6$, of cryptopin.

deuteroplasm (du'ter-o-plazm). The non-protoplasmic material such as pigment, fat, globules, yolk, etc., contained in the cytoplasm of cells. [Gr., *deuteros*, second, + *plasma*, something formed.]

deuteroproteose (dew'ter-o-pro'te-ös). See *deutero-albumose*.

deuteropsy (du-ter-os'kop-e). A form of hallucination or deception in which the individual pretends to be endowed with "second sight," i. e., the capability of foreseeing future events. [Gr., *deuteros*, second, + *skopein*, to look at.]

deuterotoxin (du'ter-o-tok'sin). A toxin derivative combining with an antitoxin with less avidity than a prototoxin, but with more avidity than a tritotoxin. [Gr., *deuteros*, second, + *toxin*.]

deuteryl (du'ter-il). Secondary matter arising from primary matter by further development or other action. [Gr., *deuteros*, second, + *yle*, matter.]

deuto-, deut-. Shortened form of *deutero*, from the Gr., *deuteros*, second.

deutomerite (du-to'mer-it). The posterior portion of certain *Gregarine* protozoa.

[Gr., *deuteros*, second, + *meros*, portion.]

deutonephron (du-to-nef'ron). The wolffian body. [Gr., *deuteros*, second, + *nephros*, kidney.]

deutosclerous (du-to-skle'r'us). Becoming indurated secondarily to some antecedent morbid process. [Gr., *deuteros*, second, + *skleros*, hard.]

deutoscolex (du-to-sko'lex). The secondary daughter cysts derived from a primary scolex. [Gr., *deuteros*, second, + *skolex*, an intestinal worm.]

devaporation (de-vap-o-ra'shun). The condensation of vapor into water.

devel'oper. In photography, an agent which renders visible the image upon an exposed plate.

development (de-vel'op-ment). The unfolding more fully, the bringing forth from a latent or elementary condition. In photography, the bringing out of the latent image. [Fr., *développer*, to unwrap, to disentangle.]

deviation (de-vi-a'shun). A going out of the way, as in abnormal curvature of the spine, faulty alignment of the teeth, etc. Also departure from the normal mental state. **conjugate d. of the head and eyes**. In paralytics, a d. of the face and eyes toward the paralyzed side. **d. of complement**. In serology, incapable of hemolysis. [Lat., *de*, from, + *via*, way.]

devirgina'tion. See *defloration*. [Lat., *de*, priv., + *virgo*, virgin.]

devitalization (de-vi-tal-i-za'shun). The impairment or destruction of vitality; in dentistry, the operation of anesthetizing the sensitive pulp of a tooth, popularly known as "killing the nerve." [Lat., *de*, priv., + *vita*, life.]

devitrification, devitrification (de-vit-ri-fak'shun, de-vit-ri-fi-ka'shun). The destruction of vitrification; the removal of the glasslike nature of a substance. [Lat., *de*, priv., + *vitrum*, glass, + *facere*, to make.]

Dewes' carminative mixture. See *mistura magnesia et asafetidae*, under *mistura*.

dexiocardia (dex-e-o-kar'de-ah). Misplacement of the heart upon the right side. [Gr., *dexios*, on the right side, + *kardia*, the heart.]

dexteritas (dexs-ter'it-as). Dexterity, skill. **d. linguae**. Syn.: *volubilitas linguae*. The capability of moving the tongue backward to an extraordinary extent, so that its tip touches the velum palati. [Lat., *dexter*, skillful.]

dex'trin. Syn.: *starch gum*, *British gum*. A compound carbohydrate, or mixture of compound carbohydrates, obtained from starch by the action of dilute acids, of diastase, and also by a dry heat of 200° C., according to some authors. It is an uncrystallizable, insipid, odorless, yellowish white, brittle substance, soluble in water and in dilute alcohol, and precipitated as a hydrate from its solutions by strong alcohol. It is not colored blue by iodine, nor does it ferment by contact with yeast, nor reduce Feh-

ling's solution. By boiling with dilute acids it is transformed into dextrose (or ordinary glucose). There are several varieties of it into which starch is converted by the action of acids and of ferments. In pathology, it is used in culture media for differentiating the intestinal bacteria. [Lat., *dexter*, right, on account of its power of rotating the plane of polarization to the right.]

dextro-. Combining form of the Lat., *dexter*, *dextra*, used in the sense, turning or turned to the right. In chemistry, the term denotes that the compound has the property of turning the plane of polarized light to the right, as *dextroglucose*.

dextroform. A condensation product of dextrin and formaldehyd; used as a source of formaldehyd vapor in disinfection. [Lat., *dexter*, right, + *forma*, shape.]

dextroglucose. See *dextrose*.

dextrogyr (dex'tro-jir). A dextrorotary substance.

dextrogyrate, **dextrogyre**, **dextrogyrous** (dex-tro-ji'rāt, dex'tro-jir, dex-tro-ji'rus). See *dextrorotary*. [Lat., *dexter*, on the right, + Gr., *gyros*, a turn.]

dextrorotary, **dextrorotatory** (dex-tro-ro'ta-re, dex-tro-ro'ta-to-re). Rotating in the plane of polarization to the right. [Lat., *dexter*, to the right, + *rotare*, to turn.]

dextrose (dex'trōs). A sugar of the glucose group, $C_6H_{12}O_6$, used in pathology in bouillon and other culture media for differentiating the intestinal bacteria. See *glucose*. [Lat., *dexter*, right, on account of its dextrorotary power.]

dextrosuria (dex-tro-su're-ah). See *glycosuria*.

dextroversion (decks-tro-ver'shun). Inclination of the long axis of the uterus to the right. [Lat., *dexter*, right, + *vertere*, to turn.]

dhō'bie itch. Syn.: *laundryman's itch*. A term applied in the tropics to a dermatitis of the genitals and the thighs, closely resembling acute tinea cruris.

di-. A prefix representing the Gr., *di* or *dis*, twice.

dia-. A prefix derived from the old Greek phrases in which the preposition, *dia*, through, during, across, was used. Later these phrases were treated as words by Latin physicians, e. g., *diachylaine*, from *diachylon*, a medicament composed of juices.

diabetes (di-ab-e'tez). A morbid condition characterized by the habitual secretion of an excessive amount of urine. When the term is used without qualification, it is usually understood to mean *d. mellitus*.

acute d. A form of *d. mellitus* in which a large quantity of sugar suddenly appears in the urine. The phenomenon has usually a nervous or morbid cause. **arthritic d.** See *gouty d.* **artificial d.** *D.* produced in animals by puncture of the floor of the fourth ventricle or by the administration of phlorizin. **conjugal d.** *D.* occurring simultaneously in a husband and wife. **curare d.** *Glycosuria* due to the toxic action of curare.

d. hepatogenes. *D. mellitus* dependent upon disease of the liver. **d. insipidus.** A disease in which large quantities of pale urine with a low specific gravity are passed by a person otherwise in apparently good health. See *polyuria*. **d. mellitus.** Syn.: *glycosuria mellitura*. A disease characterized by the secretion of an excessive amount of urine containing sugar, causing emaciation, thirst, and dryness of the skin. **d. traumaticus.** *Glycosuria* from traumatism of the nervous system, as in concussion of the brain.

gouty d. A form of *d.* occurring in robust subjects living luxuriously. Such patients are usually obese, and show other signs of having an arthritic diathesis, such as rheumatism, gout, gravel, asthma, etc. **hepatic d.** *D. mellitus* occurring coincidentally with some affection of the liver.

hysterical d. The polyuria of hysteria.

pancreatic d. *D.* with rapid progress, characterized by hyaline degeneration of the islands of Langerhans.

phlorizin d. *Glycosuria* due to the ingestion of phlorizin.

puncture d. Artificial *d.* produced by puncture of the floor of the fourth ventricle. **true d.** See *d. mellitus*. [Gr., *diabainein*, to pass through.]

diabetic (di-ab-e'tik). Pertaining to or of the nature of diabetes. **d. tabes.** Diabetes where there are neuritic pains in the leg and loss of knee-jerks. **d. puncture.** Puncture of the floor of the fourth ventricle of the brain in animals, which is followed by the appearance of sugar in the urine.

diabetin (di-ab-e'tin). A name formerly used for levulose.

diabetometer (di-ab-e-tom'et-er). An instrument for estimating the quantity of sugar in a given specimen of diabetic urine. Polariscopes especially constructed for the purpose have been used upon the principle that a dextrose solution always rotates polarized light and that the amount of rotation is in proportion to the concentration of the solution. See *polarimeter*.

[Gr., *diabetes*, diabetes, + *metron*, a measure.]

diaboleptic (di-ab-o-lep'tik). Of Maudsley, an ecstatic who professes to have supernatural communications. [Gr., *diabolos*, the devil, + *lepsis*, a seizure.]

diacetanilid (di-as-e-tan'il-id). The compound $C_6H_5N(C_2H_5O_2)_2$, similar in medicinal action to acetanilid, but more energetic.

diacetic acid in urine, test for; see in *appendix*, page 894.

diaceturia (di-as-et-u're-ah). The condition in which the urine contains diacetic acid.

diacetyl morphin (di-as-et'il mor'fin). See under *morphin*.

diacetyl tannin (di-as-et'il tan'nin). See *tannigen*.

diachoresis (di-a-ko-re'sis). The excretion of excrementitious matter. [Gr., *diachoresis*.]

diachylon (di-ak'il-on). A term originally applied to plaster made with the juices of plants. **d. ointment.** Lead oint-

ment and olive oil perfumed with oil of lavender [U. S. Ph.]. **d. plaster.** Oleate of lead. **unguentum d.** D. ointment; made by melting together 60 parts of lead plaster, 39 parts of olive oil, and one part of oil of lavender [U. S. Ph.]. [Gr., *diachylos*, made with juice.]

diacid. Having an acidity of two; of an acid or acid salt, containing 2 atoms of replaceable hydrogen; of a base, capable of replacing 2 atoms of hydrogen in an acid. [Gr., *dis*, twice, + Lat., *acidus*, acid.]

diacclasis (di-ak'la-sis). See *refraction*. [Gr., *diaklasis*.]

diacclastic. Pertaining to or dependent upon refraction.

diaclyma (di-ak-lis'mah). A mouth wash or a gargle.

diacoustics (di-ak-oo's'tiks or di-ak-ow'-stiks). That branch of physics which treats of the refraction of sound. [Gr., *dia*, through, + *akouein*, to hear.]

diacrisis (di-ak'ris-is). 1. A change in the character of a secretion. 2. A crisis or a critical evacuation. 3. Diagnosis. **follicular d.** An abnormal change in the secretions of follicular glands (e. g., in those of the intestines during inflammatory diarrhea). [Gr., *diakrinein*, to separate.]

diacritical (di-ah-krit'ik-al). Distinguishing, diagnostic; said of symptoms.

di'ad. An element or radicle having an atomicity of two; a bivalent element. [Gr., *dis*, twice.]

diaderm (di'ad-erm). A blastoderm composed of two layers, the ectoderm and the entoderm, and containing between them the segmentation cavity. [Gr., *dis*, twice, + *derma*, skin.]

diadochokinesis (di-ah-dok'o-ki-ne'sis). Ability to make antagonistic movements as pronation and supination in quick succession. [Gr., *diadochos*, succeeding, + *kinesis*, motion.]

diagnose'. To distinguish or determine a disease by its history, symptoms, and signs.

diagnosis (di-ag-no'sis). 1. The art or process of distinguishing between different diseases. 2. Such knowledge as is gained by post mortem examination. **anatomical d.** 1. A d. based on a knowledge of definite anatomical alterations upon which the phenomena under consideration depend, as well as upon symptoms or upon the phenomena themselves. 2. A post mortem d. **clinical d.** A d. based upon symptoms manifested during life. **d. by exclusion.** A d. reached by deduction, all the affections which present salient points of similarity with the one to be diagnosed being reviewed and eliminated until but one possibility remains which is accepted as the true one. **differential d.** A d. between two allied morbid conditions by comparison of their characteristics. **pathological d.** A d. of the nature of a lesion, without regard to its situation. **physical d.** D. by means of objective signs, irrespective of subjective symptoms, as palpation, aus-

cultation. [Gr., *dia*, through, + *gignoskein*, to know.]

diagnostic (di-ag-nos'tic). Pertaining to or sufficing for a diagnosis; distinctively and exclusively characteristic; as a n., a d. symptom or sign.

diagnosticate (di-ag-nos'tik-ät). To fix upon a certain disease or injury as the one present in a given instance.

diagnostician (di-ag-nos-tish'an). One skilled in diagnosis.

diagnostics (di-ag-nos'tiks). The science or art of diagnosis.

diagometer (di-ag-om'et-er). An apparatus for measuring the conductivity of substances, especially their electrical conductivity. [Gr., *diagoge*, transmission, + *metron*, a measure.]

dialkyl (di-al'kil). Containing two alkyl groups.

dialy-. Prefix from the Gr. stem, *dialo-*, from *dialyein*, to separate.

dialysis (di-al'is-is). The diffusion of substances in solution, through membrane from the side of greater to the side of less concentration. [Gr., *dialysis*, a separation.]

dialytic (di-al-it'ik). Belonging to or resembling the process of dialysis.

dialyzate (di-al'iz-ät). A fluid which has been subjected to dialysis. A medical preparation made by dialysis.

dialyzed (di'al-izd). Subjected to or prepared by dialysis.

dialyzer, dialyser (di'al-i-zer). An apparatus for performing dialysis. It usually consists of a tray floating in a quantity of water, and having its bottom consisting of a tightly stretched diaphragm of parchment paper. Various other forms of d. are known.

diamagnetism. The principle which causes certain bodies to be repelled by magnets, and, when placed between the poles of an electromagnet, to assume a position at right angles to its axis ("equatorial" position). [Gr., *dia*, through, + *magnes*, a magnet.]

diameter (di-am'et-er). The distance from any point on the periphery of a surface, body, or space to the opposite point. **anterior transverse d. of the fetal head.** See *temporal d.* **anteroposterior d. of the pelvic cavity.** The distance between the middle of the symphysis pubis and the upper border of the third sacral vertebra. **anteroposterior d. of the pelvic inlet.** The distance from the upper part of the symphysis pubis to the promontory of the sacrum. **anteroposterior d. of the pelvic outlet.** The distance from the lower part of the symphysis pubis to the tip of the coccyx. **anteroposterior d. of the skull, anteroposterior metopic d. of the skull.** The distance in a straight line between the metopic point and the most remote point upon the external surface of the tabular portion of the occipital bone, or between the most prominent point of the glabella and the most prominent point upon the external surface of the occipital bone. **basilobreg-**

matic d. The distance in a straight line between the basion and the bregma. **Baudelocque's d.** See *external conjugate d. of the pelvis*. **biauricular d.** 1. The distance in a straight line between two points on a line passing over the vertex and uniting the two auricular points, each immediately above the ridge which continues the zygomatic arch backward. 2. The transverse distance between the centers of the external auditory meatuses, or between the middle point of the upper margins of each external auditory meatus. **biglenoid d.** The distance between the center of one glenoid cavity of the temporal bone and that of the other. **bigoniac d.** The distance between the two gonions. **bijugal d.** The horizontal distance between the two malar points. **bijugular d.** The transverse distance between the two jugular points. **bimalar d.** The transverse distance between the two malar points. **bimandibular d.** The transverse distance between the tubercles on the inferior borders of the inferior maxilla. **bimastoid d.** The transverse distance between the two mastoid processes of the temporal bone. **biparietal d.** The transverse distance between the parietal eminences on each side. **bisacromial d.** The transverse distance between the two acromial processes. **bisiliac d.** Syn.: *intercrystal d.* The transverse distance between the most distant points of the crests of the two ilia. **bisischadic d.** See *transverse d. of the pelvis*. **bitemporal d.** The distance between the two most distant points of the coronal suture. **bitrochanteric d.** Syn.: *intertrochanteric d.* The distance between the highest point of one trochanter major and that of the other. **bizygomatic d.** The greatest transverse distance between the most prominent points of the zygomatic arches. **cervicobregmatic d.** The distance between the anterior fontanelle and the junction of the neck with the floor of the mouth. **coccypublic d. of the pelvis.** See *anteroposterior d. of the pelvic outlet*. **conjugate d. of the pelvis.** See under *conjugate*. **diagonal conjugate d. of the pelvis.** The distance from the upper part of the symphysis pubis to the most distant part of the brim of the pelvis. **external biorbital d.** The greatest transverse distance between the outer borders of the external orbital apophyses of the frontal bone. **external conjugate d. of the pelvis.** Syn.: *Baudelocque's d.* The anteroposterior d. of the pelvic inlet measured externally; the distance from the skin over the upper part of the symphysis pubis to the skin over a point corresponding to the promontory of the sacrum. **frontomentorial d.** The distance from the top of the forehead to the point of the chin. **fronto-occipital d.** See *occipitofrontal d.* **inial d.** The distance in a straight line, in the median line of the skull, between the most prominent points of the inion and the glabella. **inter-**

crystal d. See *bisiliac d.* **internal biorbital d.** The greatest transverse distance between the inner borders of the external orbital apophyses of the frontal bone. **interspinous d.** The distance between the two anterior superior spines of the ilia. **intertrochanteric d.** See *bitrochanteric d.* **left oblique d. of the pelvis.** See *oblique d's of the pelvis*. **maximum anteroposterior d. of the skull.** The distance, in the median line between the most prominent part of the glabella and the most prominent point in the middle line upon the tabular portion of the occipital bone. **maximum frontal d.** The distance between the two staphanions. **maximum occipital d.** The distance in a straight line between the two asterions. **maximum transverse d. of the skull.** The longest horizontal transverse line that can be drawn within the cranium. **mento-bregmatic d.** The distance from the chin to the middle of the anterior fontanelle. **minimum frontal d.** The distance between the two extremities of the supra-orbital line. **oblique d's of the pelvis.** The measurement from the upper border of the sacro-iliac synchondrosis of one side to the iliopectineal tubercle of the opposite side. By most American, English, and German writers the *right* oblique d. is understood as that one which extends from the right sacro-iliac joint, while most French writers regard that as the *left* oblique d. The right is sometimes called the *first*, and the left the *second* oblique d. [B. N. A., *diameter obliqua*.] **occipitofrontal d.** The d. extending from the root of the nose to the most distant point of the occiput. **occipitomentorial d.** The greatest distance between the occiput and the chin. **sacro-subpubic d.** The distance between the middle of the promontory of the sacrum and the middle of the lower border of the triangular ligament of the pubic symphysis. **sagittal d.** See *basilobregmatic d.* **sternovertebral d.** The distance from the sternum to the vertebral column, measured externally. **suboccipito-bregmatic d.** The d. extending from the middle of the anterior fontanelle to the lowest accessible point of the occiput. **suboccipitofrontal d.** The greatest distance between the forehead and the junction of the occiput with the neck. **subtemporal d.** The distance between the point upon the sphenotemporal suture which is crossed by the ridge upon the inferior surface on the greater wing of the sphenoid bone of one side and a similar point on the other side. **superior frontal d., superior transverse d. of the skull.** See *maximum frontal d.* **temporal d.** The greatest horizontal distance between two opposite points upon the line passing over the vertex and uniting the two auricular points, on the surface of the temporal bones. **transverse d. of the pelvic cavity, transverse d. of the pelvis.** 1. That of the inlet, the bisiliac d.; being the greatest transverse

distance between the right and left iliopectineal lines. 2. That of the outlet, the bischiadic d.; being the distance between the tuberosities of the ischia. 3. That of the cavity (see *transverse d. of the pelvic cavity*) [B. N. A., *diameter transversa*]. **vertical d. of the fetal head.** The d. extending from the highest point of the head to the anterior margin of the foramen magnum. **vertical d. of the skull.** See *basilobregmatic d.* [Gr., *dia*, through, + *metron*, measure.]

diamid (di'am-id). See *hydrazin*.

diam'in. A chemical compound containing two NH₂ radicles.

dianeologia (di'an-e-ol-o'je-ah). The theory of thought and intuition. [Gr., *dianoia*, thought, + *logos*, understanding.]

dian'ilid. A derivative bearing the same relation to anilin that the neutral amids of dibasic acids bear to ammonia.

dianis'amin. A crystallizable artificial alkaloid made from anisic alcohol.

diapason (di-ah-pa'son). A tuning fork. **normal d., official d.** A tuning fork which vibrates 870 times a second at a temperature of 15° C. [Gr., *dia*, through, + *pason*, all.]

diapedesis (di'ah-pe-de'sis). 1. The passage of blood corpuscles through the walls of the vessels, in contradistinction to the *emigration* of leukocytes. It is a passive, physical filtration process, the result of high blood pressure. 2. The exudation of blood through the pores of the skin. [Gr., *diapedan*, to ooze through.]

diaper (di'a-per). 1. Bird's eye linen, a soft linen cloth used for napkins, etc. 2. A napkin to be folded in a triangular form for application as a T bandage to an infant. [Old Fr., *diapre*.]

diaphanometer (di-af-an-om'er-er). An apparatus devised by Donné for estimating the amount of solids in a fluid by observing the degree of its transparency. [Gr., *dia*, through, + *phainein*, to appear, + *metron*, a measure.]

diaphanoscope (di-af-an'o-sköp). An apparatus for illuminating the internal parts of the body, so as to render the overlying structures diaphanous, for purposes of visual examination. See *polyscope* and *cystoscope*. [Gr., *diaphanes*, transparent, + *skopein*, to examine.]

diaphonics (di-ah-fon'iks). The science of refracted sounds. [Gr., *dia*, through, + *phone*, sound.]

diaphoresis (di'af-o-re'sis). An increase of the natural perspiration. [Gr., *diaphorein*, to dissipate.]

diaphoretic (di'af-o-re'tik). Causing increase of perspiration; as a n., a remedy tending to produce perspiration.

diaphragm (di'af-ram). In general, a partition or septum which more or less completely separates one cavity from another. Specifically, the musculotendinous partition separating the thoracic and abdominal cavities. In microscopy, a disk with an opening which admits light to the lenses of a microscope. **pelvic d.** 1. See *levator ani*. 2. Of Meyer, the leva-

tor ani and the coccygeal muscles together. [Gr., *dia*, apart, + *phrassein*, to fence.]

diaphragma (di-a-frag'ma). See *table of muscles*, under *muscle*.

diaphragmatic (di'af-rag-mat'ik). Pertaining to the diaphragm.

diaphtherin (di-af'ther-in). Oxyquinaseptol; a soluble antiseptic powder.

diaphthol (di-af'thol). Syn.: *chinaseptol*. Quinaseptol, ortho-oxyquinolin-metasulphonic acid, C₈H₅(OH)—(SO₃H)N. It is used as an antiseptic.

diaphysis (di-af'is-is). The body, or main part, of the shaft of a long bone; that which is formed from the primary center of ossification. [Gr., *dia*, through, + *phyein*, to grow.]

diaplasma (di-ah-plas'mah). 1. Any formed structure. 2. An inunction or fomentation.

diaplex (di'ap-leks). Choroid plexus.

diapnea, **diapneusis**, **diapnoe** (di-ap'ne-a, di-ap-nu'sis, di-ap'no-e). Transpiration, especially by the skin.

diarius (di-a're-us). Lasting only a day; as a n., in the f., *diaria* (*febris* understood), ephemeral fever; as a n., in the n., *diarium*, a day's allowance of food. [Lat., *dies*, a day.]

diarrhea (di-ar-e'ah). Syn.: *bowel complaint*, *intestinal catarrh*. The condition in which the alvine evacuations are more frequent and watery than in health. Distinguished from dysentery by the absence of blood and mucus. **acid d.** D. in which the stools are green, of a broken-up appearance, and have a sour smell. **bilious d.** D. with abundance of bile in the stools. **camp d.** The form of chronic d. to which soldiers are peculiarly liable. **catarrhal d.** D. due to abnormal decomposition in the intestines. **choleraic d.**, **choleric d.** The d. of Asiatic cholera, or one resembling it. **chronic d.** A prolonged d. occurring as a manifestation of an intestinal lesion or of a constitutional disease (e. g., scurvy, Bright's disease, and tuberculosis). **Cochin-China d.** A variety of d. occurring in residents of and visitors to Cochin-China and other tropical countries; due to the presence of the *Anguillula stercoralis*. **colliquative d.** Syn.: *d. synthetica*. D. with discharges so frequent and copious as to produce prostration; usually occurring toward the close of a chronic disease. **congestive d.** D. due to congestion of some portion of the alimentary canal, or of an organ, such as the liver, intimately connected with it. **d. alba.** D. with white or colorless evacuations. In a form that sometimes prevails as an epidemic in Barbados the mucous membrane gives off a whitish secretion that gives the stools a milky appearance. **d. pancreatica.** Constant d. with thin viscid passages, supposed, but without sufficient proof, to be a symptom of disease of the pancreas. **d. synthetica.** See *colliquative d.* **dry d.** Of Broussais, a form of d. in which the stools are very rare and small, but may

- yet cause the death of the patient. **dysenteric d.** D. with mucous and bloody stools. **emotional d.** A variety of sympathetic d. caused by emotion. **fat-ty d.** D. consisting largely of the evacuation of undigested fatty substances. **inflammatory d.** A form of d., either acute or chronic, produced by increased vascularity of the entire intestinal mucous membrane, the same cause (e. g., a sudden suppression of perspiration or of menstruation) also acting to obstruct the discharge of fluids through the skin, characterized by febrile reaction and mucous, mucopurulent, or mucosanguineous evacuations. In infants it constitutes a common form of so-called cholera infantum. **intermittent d.** Chronic d. of an intermittent character, due to supposed malarial poisoning. **membranous d.** A chronic or subacute form of d., the peculiar characteristic of which is the presence of shreds of mucus or even membranous casts of the intestines in the passages. **puerperal d.** D. in lying-in women, due either to digestive troubles or to septicemia. **purulent d.** D. in which the stools contain pus, which indicates the presence of an ulceration in some portion of the intestinal tract. **serous d.** D. in which the passages are watery. **simple d.** A form of d. in which the evacuations consist simply of fecal matter. **summer d.** Any form of acute d., due, directly or indirectly, to prolonged summer heat, especially the inflammatory d. of infants; probably caused by decomposition changes in the food. **sympathetic d.** D. which seems to be sympathetic with some morbid or unusual condition from which the patient is suffering. **symptomatic d.** D. occurring as a symptom of some disease affecting the system as a whole, or some organ other than the intestine. **tuberculous d.** Chronic d. dependent upon tuberculous disease of the intestines. **ulcerative d.** A severe form of d. which is due to an ulcerated condition of the mucous membrane of the intestines. [Gr., *dia*, through, + *rein*, to flow.]
- diarthrosis** (di-ar-thro'sis). An articulation which permits of motion in all directions. **d. ambigua.** See *amphiarthrosis*. **d. obliqua.** An occasional articulation between the spinous processes of adjacent lumbar vertebrae. **d. obliqua accessoria.** An occasional articulation, one on each side, formed by the spinous processes of adjacent dorsal or lumbar vertebrae, close to the union of the processes with the bodies of the vertebrae. [Gr., *dia*, thoroughly, + *arthrosis*, a joining.]
- diastasis** (di-as'ta-sis). A term introduced by von Monakow to indicate the fact that injury to one part of the central nervous system may be followed by the alteration in function of some distant part, on the view that a complex of inter-connecting neurons ceases to function in an entirely normal manner, when one or more members of the complex are destroyed.
- diasostic** (di-as-os'tik). Pertaining to the preservation of health. [Gr., *diasosein*, to preserve.]
- diasphyxis** (di-as-ficks'is). Arterial pulsation.
- diaspirin** (di-as'pi-rin). Succinyl disalicylic acid, $\text{CO}(\text{O.C}_6\text{H}_4.\text{COOH}).\text{CH}_2\text{CO}(\text{O.C}_6\text{H}_4.\text{COOH})$. The action and uses are the same as salicylic acid.
- diastalsis** (di-as-tal'sis). The distinguishing of different things from each other. [Gr., *diastellein*, to put asunder, distinguish, expand.]
- diastal'tic.** 1. Serving to distinguish. 2. Of Marshall Hall, performed through the medium of the spinal cord (said of reflex nervous action).
- diastase** (di'as-tās). A starch-digesting enzyme found in plants, particularly in the germinating seeds. It may be identical with ptyalin. It is used for the digestion of starches. **taka-d.** A d. obtained by Takamine by the action of the spores of *Eurotium oryzae* on wheat bran; used in certain disorders of digestion. [Gr., *diastanaí*, to separate.]
- diastasis** (di-as'tas-is). 1. The putting asunder one part from another, as separation of the epiphysis from the shaft of a bone or the separation of the recti abdominales muscles from one another. 2. A term used by Henderson to describe the period of the diastole of the ventricles following the first sudden relaxation. During this period the ventricles receive but little additional venous blood, and it is the period which is shortened most when the heart rate is increased. [Gr., *diastasis*, a separation.]
- diastasum** (di-as-ta'sum). See *diastase*.
- diastat'ic.** Pertaining to, or having the property of, diastase.
- diastema** (di-as-te'mah), pl., *diastemata*. An interval or space between two consecutive teeth or two kinds of teeth, occurring in most mammals. [Gr., *diastema*, space between, interval.]
- dias'ter.** See *amphiaster*. [Gr., *dis*, twice, + *aster*, star.]
- diastole** (di-as'to-le). Dilatation, especially that of the cavities of the heart, which occurs alternately with their systole. **auricular d.** The dilatation of the auricle of the heart by the inflowing blood from the veins; it is almost or entirely a passive act, and comprises four-fifths of the time of an entire cardiac cycle or revolution. **cardiac d.** The expansion of the heart after a contraction by the filling of cavities with blood. **ventricular d.** The dilatation of the ventricles of the heart; this is brought about by the relaxation of the ventricular walls, the inflow of venous blood from the auricles, and, finally, by the auricular systole. While the ventricle is in d., it may be said to be at rest; it comprises three-fifths of the time of an entire cardiac cycle. [Gr., *diastellein*, to expand.]
- diastol'ic.** Pertaining to diastole. **d. pressure.** The pressure in the arteries at the bottom of the pulse-wave. Same as minimum blood pressure.

diastrephia (di-as-tref'e-ah). Syn.: *ve-cordia d.*, *paranoia corrupta* (seu *deprava-ta*). A form of insanity in which the patient takes pleasure in wickedness and in causing suffering in others. [Gr., *diastrephain*, to pervert.]

diateretic (di-at-er-et'ik). Preservative of health. [Gr., *diaterain*, to preserve.]

diathermancy (di-ah-ther-man-se). The capability of transmitting radiant heat. [Gr., *dia*, through, + *thermainein*, to heat.]

diathermamsis (di-ah-ther-man'sis). The passage of heat through a body.

diathermometer (di-ah-ther-mom'et-er). Of Melloni, the thermomultiplier, by means of which the heat-conducting power of substances is measured. [Gr., *dia*, through, + *thermainein*, to heat, + *metron*, a measure.]

diathesin (di-ath'es-in). Ortho-oxybenzyl alcohol, $C_7H_5O_2$. An analgesic and antipyretic.

diathesis (di-ath'e-sis). A congenital or acquired condition of body predisposing to some particular constitutional disease or to certain local manifestations of disease. A term at present but little used. **bilious d.** An old name for a morbid condition of the body characterized by a supposed superabundance of bile. **cancerous d.** See *cancerous cachexia*, under *cachexia*. **catarrhal d.** A morbid condition of the body characterized by an excess of mucous liquids. **diabetic d.** Of Bazin, a condition of the body favoring the production of sugar in the liquids of the body. **d. hemorrhagica.** See *hemophilia*. **gouty d.** A disposition to gouty affections. **hemorrhagic d.** See *hemophilia*. **neuropathic d.** A hereditary predisposition to the development of diffuse or systematic affections of the nervous system, which transmit themselves by way of heredity, either integrally or in transforming themselves. **phthisical d.** A tendency to pulmonary tuberculosis. **psychopathic d.** A tendency to mental disease. **rheumatic d.** A constitutional tendency to rheumatic affections. Still used by English writers. **tuberculous d.** A predisposition to the growth of tubercle. **uric acid d.** A constitutional tendency to the formation of an excess of uric acid within the body. [Gr., *diatithesthai*, to be disposed.]

diatomic (di-at-om'ik). 1. Containing two atoms (said of molecules). 2. Containing two atoms of replaceable hydrogen. [Gr., *dis*, twice, + *atomos*, an atom.]

diazo- (di-az'o). A formative of the names of compounds which are derived from the aromatic hydrocarbons, containing two atoms of nitrogen with phenyl.

diazobenzene (di-az'o-ben'zën). Sulphonic acid, $C_6H_7(SO_3H).N:NOH$. Two isomeric varieties are known. The benzene sulphonic acids have been used as reagents for testing certain conditions of the urine, e. g., glycosuria and the urine of typhoid fever.

diaz'o-react'ion. See Ehrlich's *diazo-reac-tion*.

di'azyme es'sence. A proprietary liquid preparation, said to contain the amolytic enzyme of the pancreas, devoid of trypsin and lipsin, in 18.5 per cent. alcohol.

diba'sic. Containing in each molecule 2 atoms of hydrogen replaceable by a base (said of acids); formed by the replacement of 2 such atoms by a base (said of salts). [Gr., *dis*, twice, + *basis*, a base.]

Dibothriocephalus (di-both're-o-sef'al-us). Syn.: *Bothriocephalus*. A genus of the order *Pseudophyllidea carus*, of the class *Cestoidea*, being flat worms with an unarmed scolex and flat suckers. **D. cordatus.** A species infecting man and the dog in Iceland. **D. latus.** A species producing severe anemia in man, dogs, and cats, and found in N. America, Europe, Asia, and Africa. **D. parous.** A species observed in man in Tasmania.

dibothrium (di-both're-um). See under *sparganum*.

dibrombenzene (di-brom-ben'zën). $C_6H_4Br_2$, a substitution compound of benzene, in which two atoms of bromin have been substituted for two hydrogens.

dibromethane (di-brom-eth'ane). A substitution product of ethane, which contains two atoms of bromin, $C_2H_4Br_2$.

dibromid (di-bro'mid). A compound consisting of an element or radicle united directly with bromin in the proportion of 2 atoms of the latter to a certain definite quantity of the former assumed as the unit of comparison.

dibrommethane (di-brom-meth'an). A substitution product of methane.

dibutyl (di-bu'til). A hydrocarbon, C_8H_{18} , that occurs in mineral oil.

dicalcic (di-kal'sik). Containing 2 atoms of calcium.

dicar'bonate. See *bicarbonate*.

dicephalus (di-sef'al-us). A monster having two heads or with the head more or less completely divided into two parts.

d. dibrachius. A variety having two arms. **d. monauchenos.** A variety in which there is a common neck. **d. tetrabrachius.** A variety having four arms. **d. tribrachius.** A variety having three arms. [Gr., *dis*, twice, + *kephale*, head.]

dichlor-. A formative element in names of compounds formed by the substitution of two atoms of chlorin for hydrogen atoms.

dichlorethane (di-klor-eth'an). A substitution product of ethane, $C_2H_4Cl_2$.

dichlorid (di-klo'rid). A compound consisting of an element or radicle united with chlorin in the proportion of 2 atoms of the latter to a certain definite quantity of the former.

dichlormethane (di-klor-meth'an). A chlorin substitution product of methane, CH_2Cl_2 .

dichotomous (di-ko'to-mus). Dividing into two branches of equal or nearly equal size; bifurcating. In descriptive bacteriology, a term meaning forked or bifurcated. [Gr., *dicha*, in twain, + *temnein*, to cut.]

dichotomy (di-cho'to-me). 1. The state of being dichotomous, the phenomenon of

dichotomous division. 2. Bifurcation of the developing embryo, either at the superior or inferior growing point, producing reduplication or a double monstrosity, but always having a single median axis, at some point of its course. **inferior d.** A d. affecting the inferior part of the body or *katadidymus*. **mesial d.** A d. of the middle portions of the trunk region, or *anakatadidymus*. **superior d.** A d. affecting the upper part of the body or *anadidymus*.

dichroism (di'kro-izm). That property of a substance by which it appears to be of one color by direct light and of another by transmitted light. [Gr., *dis*, doubly, + *chroizein*, to color.]

dichromate (di-kro-māt). A bichromate (also erroneously called an acid chromate); regarded either as made up of 2 molecules of chromium trioxid united with a basic oxid or as a salt of dichromic acid.

dichromatic vision (di-kro-mat'ik vizh'on). Two color visions, that is, a color vision which, unlike the normal, may be supposed to depend upon the presence in the retina of only two fundamental color sensations. This is supposed to be the condition of the red, green, and violet color-blind.

dichromatopsia (di-kro-mat-op'se-ah). A form of color-blindness in which only two of the primary colors can be distinguished. [Gr., *dis*, twice, + *chroma*, a color, + *opsis*, sight.]

dichromic (di-kro'mik). Containing 2 atoms of chromium.

dichromophilism (di-kro-mof'il-izm). In microscopy, capacity for double staining. [Gr., *dis*, twice, + *chroma*, color, + *philein*, to love.]

dichroous (di'kro-ūs). Of two colors; having the property of dichroism.

dichliditis (dik-lid-i'tis). Inflammation of a heart valve. [Gr., *diklides*, valves, + *itis*, inflammation.]

dichlidostosis (di-klid-os-to'sis). Ossification of venous valves. [Gr., *dikleis*, a double door, + *osteon*, a bone.]

dicrocelium (di-kro-se'le-um). See *Distoma*. [Gr., *dikroos*, forked, + *koilia*, a cavity.]

dicrotic (di-krot'ik). Beating doubly, i. e., showing two waves for each cardiac systole; said of the pulse. **d. notch**. The notch or negative wave on the descending limb of the sphygmogram, just preceding the dicrotic wave. **d. pulse**. See under *pulse*. **d. wave**. The conspicuous wave seen about midway on the descending limb of the sphygmogram. [Gr., *dis*, twice, + *krotein*, to beat.]

dicrotism (di'krot-izm). The state of being dicrotic. See *dicrotic pulse*, under *pulse*.

dicyanin. See *cyanogen*.

didac'tic. Instructive; of medical instruction, conveyed by description or precept as distinguished from clinical or experimental demonstration. [Gr., *didaktikos*.]

didactylism (di-dak'til-izm). The congenital condition in which but two of the

digits are preserved. [Gr., *dis*, twice, + *daktylos*, a digit.]

didermiatría (di'der-me-at're-ah). Endermic medication. [Gr., *dia*, through, + *derma*, the skin, + *iatria*, medical treatment.]

diduction (di-duk'shun). Lateral movement of one part upon another (e. g., the grinding movement of the lower jaw). [Lat., *ducere*, to draw aside.]

didymalgia (did-im-al'je-ah). Testicular pain. [Gr., *didymos*, testis, + *algos*, pain.]

didymus (did'e-mus). A twin. A double monstrosity. A testis. [Gr., *didymos*, a twin, a testis.]

dielectric (di-el-ek'trik). Acting as a non-conductor of electricity, but allowing of its transmission by induction. [Gr., *dia*, through, + *elektron*, amber.]

dielectrolysis (di''e-lek-trol'is-is). Brondelet's term for the process of decomposing a medicinal compound by electrolysis with a galvanic circuit, including a diseased or painful part of the body, thus causing one of the elements of the compound to pass into or through the part. [Gr., *dia*, through, + *elektron*, amber, + *lyein*, to dissolve.]

diencephalon (di-en-sef'al-on). Midbrain. Thalamencephalon.

di'es. A day. [Lat.]

di'et. 1. The customary food of an individual. 2. Food restricted as to quality and quantity with reference to the restoration or preservation of health. **accessory articles of d.** Materials, such as the condiments, flavors, and stimulants, which occur in the diet, but are not used as sources of energy. **animal d.** A d. consisting largely of animal food, such as milk, eggs, and meat. **common d.** Of hospitals, the d. of the majority of the patients, for whom no special d. is prescribed. **d. for cold weather**, see in *appendix*, page 914. **d. for hot weather**, see in *appendix*, page 914. **d., purin free**; see in *appendix*, page 914. **d., Schmidt's test**; see in *appendix*, page

d. tables used in private practice by Dr. W. Gilman Thompson, see in *appendix*, page . **d., uric acid free**; see in *appendix*, page 914. **dry d.** A d. in which but little fluid is allowed. **extra d.** Of the hospitals, a d. in which, besides a full allowance of nourishing food, certain palatable articles are included to stimulate the appetite and hasten convalescence. **house d.** See *common d.* **liquid d.** A d. in which no solid food is allowed, but only milk and soups. **rheumatic d.** A d. adapted for rheumatic patients. **Tuffnell's d.** See under *Tuffnell*.

vegetable d. A d. from which meat is excluded and of which fresh vegetables form an important part. [Gr., *diaita*.]

dietary (di'et-a-re). A certain fixed or regulated diet, such as prevails in hospitals, in public institutions, and in military service, or is prescribed for special patients.

dietetic, dietetical (di-et-et'ik, di-et-et'ikal). Pertaining to diet.

dietetics (di-et-et'iks). The science of the regulation of diet in health and disease.

dietetist (di-et-et'ist). 1. One who regulates the diet. 2. A physician who relies entirely upon proper feeding in the treatment of disease.

diethylamin (di'e-thil-am'in). A non-poisonous ptomain, NC_2H_5 , found in decaying fish and sausage.

diethylendiamin (di-eth'el-ën-di-am'in). See *piperazin*.

diethylmalonylurea. Syn.: *veronal*. A valuable hypnotic.

Dietl's crisis. See *nephritic crisis*.

diexodos (di-ecks'od-os). 1. An excretory channel, an outlet. 2. The expulsion of excrementitious material. [Gr., *diexodeuin*, to pass through.]

differential (dif-er-en'shal). Pertaining, or having regard, to the differences between two or more objects, conceptions, processes.

differentiation (dif-er-en-she-a'shun). 1. The assumption of individual characteristics by the several portions of a mass of organized material, by virtue of which some of it is developed into one sort of structure, and other parts into other forms, although originally the whole seemed absolutely alike. 2. See *diagnosis*. **histological d.** D. in the matter of microscopic structure. **physiological d.** The process of d. in the kind of functional activity. **primary d.** In embryology, the d. that results in the formation of the notochord, the medullary plate, and the protovertebrae. **secondary d.** The formation of special parts or organs after the primary d. has taken place.

diffluent (dif'flu-ent). Almost liquefied, softened to such a degree as to spread like a liquid. [Lat., *diffluere*, to flow.]

diffraction (dif-frac'shun). A phenomenon consisting in the bending and dispersion of rays of light when passing near the edge of a body. [Lat., *diffractio*, from *diffringere*, to shatter.]

diffractional. Producing diffraction.

diffusate (dif'fu-sät). In the process of dialysis, that portion of the liquid which passes through the animal membrane, and contains crystalloid matter in solution.

diffuse', **diffused'**. Spread, spreading, scattered.

diffusibility (dif-fu-si-bil'it-e). The quality of being diffusible. **d. of gases**. Of Dalton, the property by which two or more gases, when placed in an inclosed space, expand as if each occupied it alone, the elastic force of the mixture being equal to the sum of the elastic forces of all the contained gases.

diffu'sible. Capable of diffusing or of being diffused; capable of being diffused rapidly through the system, so as to cause a prompt effect.

diffusometer (dif-fu-se-om'et-er). An instrument for measuring the diffusibility of gases. [Lat., *diffusio*, diffusion, + Gr., *metron*, a measure.]

diffusion (dif-fu'shun). The state of being diffused; the act of diffusing; the process by which two liquids or two gases, when

brought into contact with each other, gradually intermix until every part of one is in contact with some portion of the other.

anodal d. See *cataphoresis*. **circles of d.** Circles of d. formed on the retina when a pencil of ray cuts the retina before or after coming to a focus. **d. apparatus**. See under *apparatus*. **d. circles**. See *circles of d.* **d. coefficient**. The amount of dissolved substance which under constant conditions diffuses through a membrane in a unit of time. It varies with the temperature.

d. electrode. See under *electrode*. **d. of heat**. The irregular reflection of heat rays from the surface of bodies. As in the case of light, the different thermal rays are diffused (or irregularly reflected) by certain bodies in different degrees, the thermal rays which are not so diffused being absorbed. **d. of light**. The irregular reflection of light rays from the surface of an unpolished body. Part of the rays falling upon such a body are absorbed, part are reflected in every direction, the wave length of the rays that are so reflected determining the color of the body. The general diffused brightness of daylight is due to the d. of light falling upon clouds, particles floating in the air, and terrestrial objects. **d. stasis**. See under *stasis*. **d. tube**. An instrument intended for the d. of gases. [Lat., *diffusio*.]

diffusive. Diffusing readily, as a diffusible stimulant.

digalen (dij'al-en). A proprietary preparation, said to consist of Cloetta's soluble digitoxin, dissolved in alcohol, glycerin and water; also sold in tablet form. It is used like digitalis.

digastricus. A depressor muscle. See *table of muscles*, under *muscle*.

digeneration (di-jen'es-is). See *alternate generation*, under *generation*. [Gr., *dis*, twice, + *gennan*, to engender.]

digenetic (di-jen-et'ik). Requiring a change of hosts, as with flukes or parasites. [Gr., *dis*, twice, + *genesis*, generation.]

digenia (di-je'ne-ah). Generation due to the union of the two sexes.

digenism (di'jen-izm). 1. Alternate generation. 2. Double causation, the concurrent action of two causes.

digest (di-jest'). To perform or to undergo digestion.

digestant (di-jes'tant). A remedy that aids digestion.

digester (di-jes'ter). 1. A strong metallic kettle with a safety valve, for subjecting bodies to a high temperature. 2. Of Fleury, a condensing apparatus the principle of which is founded upon the condensation of the hot vapors of the menstruum in a digesting glass vessel. **Papin's d.** See under *Papin*.

digestion (di-jes'shun). 1. The physical and chemical changes which nutrient material undergoes under the influence of digestive ferments to render it soluble, diffusible, and assimilable. These changes occur (a) in the digestive apparatus of an

imals; (b) on the leaves of insectivorous plants; (c) in the tissues of animals and plants; (d) outside the living organism. 2. In popular language, the changes that food normally undergoes in the stomach and intestines. 3. The maceration of medicinal or other substances in warm liquids, in order to extract the active principles. **artificial d.** The d. of nutritive material outside the living organism, caused by a digestive ferment, such as pepsin or trypsin. So far as is known, the changes produced by the digestive ferments are the same in artificial as in natural d. **buccal d.** See *oral d.* **cavitary d.** See *extracellular d.* **cecal d.** The digestive process in the cecum. In man and the animals with small ceca, the cecum seems to serve only as a reservoir and for the absorption of liquids. In animals like the horse, which eat bulky food, the cecum is exceedingly large and serves as a reservoir in which the digestive processes, begun in the mouth, stomach, and small intestine, may be completed. It is not certain that in these cases the cecum produces a true digestive ferment, the d. that occurs being largely due to bacteria. **duodenal d.** See *pancreatic d.* **extracellular d.** D. which occurs outside of a cell body. **gastric d.** That part of the process of d. which takes place in the stomach, especially the action. **intestinal d.** The change effected in the chyme by the action of the intestinal secretions; in a broader sense, all the changes which the undigested food undergoes after leaving the stomach. **intracellular d.** The d. or solution of nutrient material by a cell within its own substance. **oral d.** That portion of the process of d. that is accomplished in the mouth, including the comminution of the food and its insalivation. See *salivary d.* **pancreatic d.** That portion of the digestive processes which takes place in the upper part of the small intestine, under the influence of the pancreatic juice, by which the proteids are converted into peptones, starch is changed into sugar, and the fats are emulsified and saponified. **peptic d.** See *gastric d.* **salivary d.** The preliminary d. of starchy food (its conversion into sugar) by the action of the saliva. **self-d.** See *autolysis and autolysis.* **tryptic d.** See *pancreatic d.*

digestive. Causing, promoting, concerned with, or pertaining to, digestion; as a digestant.

digestum. The product of maceration or digestion.

digipoten (dij-ip-o'ten). A purified proprietary extract of digitalis.

digipura'tum. A proprietary preparation consisting of a purified extract of digitalis diluted with sugar of milk.

digistrophan (dij-is'tro-fan). A proprietary preparation, consisting of an evaporated extract of digitalis and strophanthus.

digit (dij'it). A finger or a toe. [Lat., *digitus*.]

digital (dij'it-al). 1. Pertaining to, or resembling, a finger or toe. 2. Resembling a pit made with the tip of a finger (see *l. fossa*). 3. Performed with the fingers. [Lat., *digitus*, finger.]

digitalein (dij-it-al-e'in). One of the active glucosidal principles found in digitalis. As found in commerce, digitalein is impure, consisting of a mixture of digitoxin, digitalin, digitalein with digitonin. It is soluble in water, and has the action of its constituents upon the heart.

digitaligenin (dij-it-al'ij-en-in). A decomposition product of pure digitalin.

digitalin (dij-it-al'in). The term *digitalin* is used generally for all of the digitalis bodies, and, in a more restricted sense, for any one of several substances which differ from each other, more or less. These substances are as follows: **amorphous d.**; also known as *digitalin amorphe* and *digitalin chloroformique* (*Homolle's d.*), the d. of the French codex. This substance is probably a more or less impure form of true d., differing somewhat in its physical properties, owing to the presence of impurities, including digitonin. The amorphous d. of Homolle is used occasionally and mention is frequently made of it in the literature of the subject. It is a very active substance, used like true d. **crystallin d.** Also known as *digitalinum crystallatum*, *digitaline cristallisée*, and *Nativelle's crystallin digitalin*. This substance is probably identical with digitoxin, and they are often given as synonyms, though it is probable that the original product of Nativelle may have contained some slight impurity. **crystallized d.** So-called *Merck's d.* This is not a d. in the more restricted sense of the word, but is really a digitonin, which is without a digitalis action on the heart. **German d.** Also known as *digitalinum Germanicum*, so-called *digitalinum purum*. It consists of a mixture of glucosids, of which digitonin constitutes about 60 per cent. It is prepared from digitalis seed, after the manner of Walz, and is the substance commonly dispensed when d. is ordered without further specification. It is soluble in water and in alcohol. **Merck's d.** See *crystallized d.*

true d. Also known as *digitalinum verum killiani*, the d. of *Schmiedeberg*. It is probably a pure principle, $C_{35}H_{58}O_{14}$, and second in activity only to digitoxin among the principles found in digitalis. It is prepared from the leaves and seeds of *Digitalis*, and, commercially, from German d. It is nearly insoluble in water and quite insoluble in alcohol. All of the d's here enumerated, except the so-called crystallized d. of Merck, have a similar action on the heart, differing mainly, or wholly, in the degree of their activity.

digitalinum. See *digitalin*.

digitalires'in. A toxic decomposition product of digitalein. Its action resembles that of picrotoxin.

Digitalis (dij-it-a'lis). 1. Foxglove; a genus of the scrophulariaceae, indigenous

in Europe and in western and middle Asia. 2. Of the U. S. Ph., the leaves of *D. purpurea*. The chemistry of *d.* is still very obscure, despite a vast amount of study devoted to it. The leaves of *D. purpurea* probably contain: digitoxin, the most active principle of *d.*, in small amount; digitalein, a soluble active glucosid; digitin, inactive; digitonin, a saponin; and a small amount of true digitalin. Alcohol and water both exhaust the leaves, hence the infusion and the tincture differ mainly in degree of activity, contrary to common belief. The tincture also contains all of the digitonin of the leaf since this substance is soluble in dilute alcohol. *D.* is used mainly for its action on the heart, which it stimulates to contract more forcibly, while the rate is slowed. List of poisons and their antidotes, see in appendix, page 938. **d.** **folia.** The dried leaves of *D. purpurea* [Br. Ph.]. **D. purpurea.** The foxglove; a biennial or perennial European species cultivated in the United States. **extractum d.** Made by evaporating the fluidextract to a pilular consistency [U. S. Ph.]. **extractum d. fluidum.** A fluidextract of *d.* leaves [U. S. Ph.]. **folia d., herba d.** The leaves of *D. purpurea.* **infusum d.** An infusion representing 1.5 per cent. [U. S. Ph.] or 0.7 per cent. [Br. Ph.] of *d.* **semen d.** The seeds of *D. purpurea.* **tinctura d.** A 10 per cent. [U. S. Ph.] [Br. Ph.] tincture of *d.* leaves. **tinctura d. etherea.** An ethereal tincture of *d.* leaves [Ger. Ph. 1st ed.] [Lat., from *digitus*, finger, because of its finger-shaped corolla.]

digitalization (dij-it-al-iz-a'shun). The subjection of an organism to the action of digitalis or of digitalin.

digitalone (dij'it-al-ōn). A proprietary preparation said to be a dialysate of digitalis.

digitalose (dig'it-al-ōs). A form of sugar resulting from the decomposition of digitalin.

digitalosmin (dij-it-al-os'min). The odoriferous principle of digitalis. [*Digitalis*, + Gr., *osme*, an odor.]

digitalysatum (dij-it-al-is'at-um). A proprietary preparation, said to be a dialysate of digitalis.

digitasolin (dij-it-as'o-lin). A substance said to have been found in digitalis.

digiti- Combining form of Lat., *digitus*, finger.

digitin (dij'it-in). An inert substance found in digitalis. Also used as a synonym for digitonin.

digitogenin (dij-it-oj'en-in). A crystallizable principle discovered by Schmiedeberg in Nativelle's digitalin; found as a fermentation product in the aqueous solution of digitonin and crystallized from its benzene solution in the form of needles.

digitolein (dij-it-o'le-in). A greenish, bitter fat of disagreeable odor (a combination of glycerin with digitoleic acid) discovered by Kossmann, in *Digitalis purpurea*.

digitonein (dij-it-o-ne'in). An amorphous decomposition product of digitonin, produced by boiling with dilute acids.

digitonin (dij-it-on'in). A saponin, $C_{77}H_{140}O_{34} + 5H_2O$, occurring in digitalis and constituting a large part of German digitalin. Also called *crystallized* digitalin or digitin. It is soluble in water and in dilute alcohol and is said to have the property of rendering digitoxin capable of suspension in the infusion of digitalis. It is a circulatory depressant, when injected into the blood, but is not absorbed from the alimentary tract.

digitophyllin (dij-it-o-fil'in). A substance found in small amounts in digitalis leaves.

digitoresin (dij-it-o-res'in). One of the decomposition products of digitonin and digitalin when treated with dilute acids.

digitoxin (dij-it-ox'in). A crystalline substance, $C_{30}H_{50}O_{14}$, sometimes described as a resin, sometimes as a glucosid, obtained from digitalis, of which it constitutes the most active principle. It is wholly insoluble in water, but soluble in alcohol. It is practically identical with the digitalin of Nativelle. It is the most active of the principles found in digitalis. **amorphous d.** A name given by Cloetta to a substance obtained from digitalis. It is probably a mixture of principles. **soluble d.** See *amorphous d.*

digitoxose (dij-it-ox'ōs). A sugar resulting from the decomposition of digitoxin.

dig'itus. 1. A finger or a toe. 2. The length of the index finger. **d. annularis.** The ring finger. **d. demonstrativus.** The index finger. **d. index, d. indicatorius.** The index finger. **digiti manus.** The fingers. **d. medicus.** The third finger, so called because it was formerly supposed to receive the pulse directly. **d. medius.** The middle finger. **d. minimus.** The little finger or toe. **d. pedis.** A toe. **d. primus.** The first finger. **d. quartus.** The ring or the little finger. **d. quintus.** The little finger or toe. **d. supernumerarius.** A supernumerary finger or toe. **d. tertius.** The middle or the ring finger. [Lat.]

diglossia (di-glos'se-ah). The state of having a double tongue. [Gr., *dis*, double, + *glossa*, the tongue.]

dihalogenized, dihaloid (di-hal'o-jen-īzd, di-hal'oyd). Containing 2 atoms of halogen.

dihydrate (di-hi'drät). 1. A compound containing 2 molecules of hydroxyl. 2. A compound containing two molecules of water. [Gr., *dis*, twice, + *ydor*, water.]

dihydrated (di-hi'dra-ted). Having taken up 2 molecules of water or 2 molecules of hydroxyl.

dihydric (di-hi'drik). Containing in the molecule 2 atoms of hydrogen, which are replaceable by a monad metal, said especially of alcohols.

dihydrobromid (di-hi''dro-bro'mīd). A combination of 2 molecules of hydrobromic acid with a base.

dihydrochlorid (di-hi''dro-klo'rid). A

compound of a base with 2 molecules of hydrochloric acid.

dihydroxybenzene (di-hi''drok-se-ben'-zën). See *catechol*.

dihysteria (di-his-te're-ah). A malformation in which the uterus is double, the vagina being either double or single. [Gr., *dis*, twice, + *ysteria*, the womb.]

diiodid (di-i'o-did). A compound consisting of an element or radicle united directly with iodine in the proportion of 2 atoms of the latter to a certain definite quantity of the former assumed as the unit of comparison.

diiodonaphthol (di-i''o-do-naf'thol). The compound $C_{10}H_6I_2O_2$; a substitute for iodoforn.

diiodoresorcín (di-i''o-do-res-or'sin). An inodorous brown powder, used as an antiseptic.

diiodothioresorcín (di-i''o-do-thi''o-res-or'sin). A brown powder, $C_6H_2O_2I_2S_2$; an antiseptic.

diketone (di-ke'tón). A chemical compound which contains two ketone (CO:) groups.

dilaceration (di''las-er-a'shun). 1. A tearing apart. See *laceration*. 2. In dentistry, displacement of the crown or a portion of the crown of the tooth during its formative stages, giving rise to subsequent deformity of the tooth. [Lat., *dilaceratio*, from *dilacerare*, to tear apart.]

dilatation. 1. The act or process of producing or undergoing enlargement as the result of an expansive force acting from within or of a tractive force acting from without. 2. An expanded portion of a hollow structure. 3. Expansion produced by heat. **bulbar d.** 1. The expansion of the portion of the internal jugular vein at the level of the foramen lacerum posterius basae cranii. 2. The bulb of the urethra. **cardiac d.** Enlargement of one or more of the cavities of the heart. **digital d.** The d. of a cavity or orifice by means of a finger. **saciform d.** Partial or unequal d. of a hollow organ so that a portion of it stands out in the form of a pouch. [Lat., *dilatare*, to dilate.]

dilator (di-la'tor). 1. An instrument used to dilate or distend an opening, a passage, or an organ. 2. A muscle or nerve which dilates or widens apart. See *table of muscles*, under *muscle*. [Lat., *dilatare*, to enlarge.]

dilipoxanthin (di-lip-o-zan'thin). A yellow lipochrome, produced by various bacteria. [Gr., *dis*, two, + *lipos*, fat, + *xanthos*, yellow.]

dill. A plant of the genus *Anethum*, especially *Anethum graveolens*. [Ang.-Sax., *dil*, *dile*.]

diluent (dil'u-ent). 1. Serving to dilute, as a bland liquid, usually water, to be drunk in large quantities for the purpose of diluting the fluids of the body, especially the urine, so as to render them less irritating. 2. Any inert substance which is used to dilute an active drug. Sugar of milk is very commonly used as a diluent powder. [Lat., *diluens*, from *diluerè*, to dilute.]

dilution (dil-u'shun). The act or process

of rendering a substance dilute or attenuated, also the mixture resulting from such a process. **centesimal d.** Of the homeopaths, any one of a series of d's the first of which contains 1 part of a drug and 99 parts of diluent, the second 1 part of the first d. and 99 parts of diluent, etc. **decimal d.** Of the homeopaths, any one of a series of d's the first of which contains 1 part of a drug and 9 parts of diluent, the second 1 part of the first d. and 9 parts of diluent, etc. **high d.** The excessive d. of anything. [Lat., *dilutio*, from *diluerè*, to dilute.]

dimargarin (di-mar'ga-rin). A glycerid containing two molecules of margaric acid in combination with a molecule of glycerin.

dimetallic (di-met-al'ik). Of salts, containing in the molecule 2 atoms of a metallic element.

dimethyl (di-meth'il). A prefix used in chemical nomenclature to signify two methyl (CH₃) radicles. **d. ketone**. See *acetone*.

dimethylamin (di'meth-il-am'in). A secondary amin of methyl (CH₃)₂NH; a liquid having an ammoniacal odor, found in Peruvian guano.

dimethylarsin (di'meth-il-ar'sin). 1. (CH₃)₂AsH, a poisonous gas of very disagreeable odor. 2. A radicle having the composition, As(CH₃)₂. **d. oxid.** Cacodyl oxid; a colorless liquid [As(CH₃)₂]O, giving off exceedingly irritant and stupefying vapors. It is an active poison.

dimorphism (di-mor'fiz'm). The property possessed by certain solid substances to crystallize in two distinct forms. [Gr., *dis*, two, + *morphe*, form.]

dimorphobiosis (di-mor-fo-bi-o'sis). Generation in the same animal in two different ways when subjected to different conditions and environment. [Gr., *dis*, twice, + *morphe*, shape, + *biosis*, life.]

dimorphous (di-mor'fus). Occurring in two different forms.

dinic, dinical (din'ik, din'ikal). Pertaining to giddiness. [Lat., *dinicus*, from Gr., *dinos*, vertigo.]

dinitrate (di-ni'trat). A compound containing two molecules of nitric acid.

dinitrated, dinitric. Containing 2 molecules of nitric acid.

dinners for hot and cold weather. See in *appendix*, page

dinoxid (din-ox'id). See *dioxid*.

Dioctophyme renale. Syn. for *Eustrongylus gigas*.

diolein (di-o'le-in). Dioleate of glyceryl, (C₁₈H₃₅O₂)₂.C₃H₅.OH.

di'oinin. See *ethyl morphin hydrochlorid*, under *morphin*.

diopsimeter (di-op-sim'et-er). An instrument for measuring the extent of the visual field. [Gr., *diopsis*, clear vision, + *metron*, a measure.]

dioptr, dioptré (di-op'ter, di-op'tre). The unit for measuring the refractive power or strength of a lens. This unit is a lens having a focal distance of one meter. [Gr., *dioptron*, something that can be seen through.]

dioptrimeter (di-op-tom'et-er). The de-

- termination of the refraction and accommodation of the eye. [Gr., *dioptron*, something that can be seen through, + *metron*, a measure.]
- dioptrioscopy** (di-op-tos'ko-pe). A method of determining the refraction of the eye by means of the ophthalmoscope.
- diop'tric**. Pertaining to dioptrics; also of or pertaining to a dioptr.
- diop'trics**. That branch of optics which treats of the refraction of light.
- dioscamphor** (di-os-kam'for). A dense, yellowish liquid, $C_8H_{12}O$, having the odor and taste of thymol, regarded as a lower homologue of ordinary camphor.
- Dioscorea villosa** (di-os-ko're-ah vil-lo'-sah). Wild yam root, colic root; sometimes used in domestic practice.
- dioscorein** (di-os-ko're-in). A principle obtained from *Dioscorea villosa*.
- diose** (di'ós). See *biose*.
- Dios'ma cre'nula**. Syn.: *D. serratifolia*, *D. odorata*. A genus of ructaceous plants.
- dios'min**. An active principle obtained from different species of *Barosma* (*Diosma*), or *buchu*.
- diosmo'sis**. See *osmosis*.
- diosphenol** (di-os'fe-nol). A crystalline substance, $C_{14}H_{22}O_8$, found in the essential oil of the leaves of *Barosma betulina*. According to Spica, it has the constitution $C_{10}H_{16}O_8$, or that of an oxycamphor.
- Diospyrus**, **Diospirus** (di-os'pi-ros). A genus including the persimmon tree.
- cortex diospyri**. The bark of the *D. virginiana*. **D. virginiana**. The persimmon tree of the southern United States. The bark is bitter, and has been used medicinally. The unripe fruit is very astringent, containing tannin, pectin, glucose, and a yellow coloring matter; the ripe fruit is palatable. [Lat., *Dios*, or *Jupiter*, + *pyrus*, pear-tree.]
- dioctearoptene** (di-os-te-ar-op'tên). See *diosphenol*.
- dioxid** (di-ox'id). A compound consisting of an element or radicle united directly with oxygen in the proportion of 2 atoms of the latter to a certain definite quantity of the former assumed as the unit of comparison. [Gr., *dis*, twice, + *oxys*, sharp.]
- dioxogen** (di-ox'o-jen). A trade name for solution of hydrogen dioxide.
- dioxybenzene** (di-ok-se-ben'zên). Dihydroxybenzene; a hydroxyl substitution compound of benzene, $C_6H_4(OH)_2$. Three isomeric varieties are known: catechol, guinol, and resorcinol.
- dipalmitin** (di-pal'mit-in). $C_{32}H_{64}O_2$, formed by the substitution of 2 molecules of the radicle of palmitic acid for 2 molecules of hydroxyl in glycerin.
- dipeptid** (di-pep'tid). A class of compounds containing two amino-acids in combination with each other (e. g., alanyl-glycen). Many of the d's are intermediary hydrolytic decomposition products of proteins by the action of pancreatic juice; some are hydrolysed to the amino-acids. Thus far, eight different d's have been isolated from proteins by hydrolyses with acids and alkalis, namely, *glycyl-alanin*, *glycyltyrosin*, *glycylleucin*, *glycyl-*
- glycin*, *leukylglycin*, *alanylleucin*, *leukyl-alanin*, and *leukylglutaminic acid*.
- diphallus** (di-fal'lus). 1. A double penis. 2. A monster having a double penis. [Gr., *dis*, twice, + *phallos*, the penis.]
- diphenylamin** (di-fen-il-am'in). A phenyl substitution compound of ammonia, $(C_6H_5)_2NH$. A crystalline substance; used to test for traces of nitric acid by which it is changed to a dark blue color.
- diphenylmethane** (di-fen-il-meth'an). A hydrocarbon, $(C_6H_5)_2CH_2$, forming prismatic or tabular crystals.
- diphosphate** (di-fos'fat). 1. A compound consisting of 2 molecules of phosphoric acid united with 1 atom of an element or 1 molecule of a radicle. 2. See *pyrophosphate*.
- diphtheria** (dif-the're-ah). Syn.: *membranous croup*. An acute infectious disease, due to the presence of the bacilli of diphtheria (Klebs-Löffler bacillus) and characterized by the formation of a membranous, fibrinous, whitish or grayish deposit at the seat of infection. The lesion generally affects the throat and often nasal passages and the larynx, and the symptoms and visceral lesions are produced by a soluble toxin formed at the local seat of infection by the diphtheria bacillus. **asthenic d.** A condition in which, with the subsidence of the pronounced symptoms of d., there may be gradual failure of the vital forces, due to the action of diphtheritic toxins. **buccal d.** D. of the mucous membrane of the cheeks or gums. **conjunctival d.** See *diphtheritic conjunctivitis*, under *conjunctivitis*. **croupal d.** **croupous d.** D. with the local symptoms of croup. D. of the larynx giving rise to symptoms of croup. **d. carrier**. A person in whose fauces the diphtheria bacilli persist long after return to health. **d. of the vulva**. A variety frequently occurring during the endemic or epidemic prevalence of d. It is usually accompanied by some local adenitis and the whole perineal area may become involved. **d. of wounds**. An appearance of granulations which resembles true d., but is not necessarily due to diphtheritic infection. It is supposed by some to be identical with hospital gangrene. **laryngeal d.** That form of d. which affects the larynx and mechanically causes dangerous stenosis, especially in infants and young children. **laryngotracheal d.** An extension of d. from the pharynx downward. Sometimes the process begins in the trachea and invades the air passages from below upward. **malignant d.** D. characterized by such rapidity and intensity in the development of the local manifestations that the clinical gradations of the disease are unrecognizable. **nasal d.** A severe form of d. which may exist in the nose alone or in connection with d. of the nose and fauces. **puerperal d.** D. of the genital tract in women after labor; formerly included under the term puerperal fever. **urinous d.** Pulpal degeneration of traumatic sur-

- faces due to contact with alkaline urine. [Gr., *diphthera*, a tanned hide, because of the formation of a leathery membrane in the throat.]
- diphtheritic** (dif-ther-it'ik). Pertaining to diphtheria. **d. sore throat**. A euphemism for a mild form of diphtheria.
- diphtheroid**, **diphtheroidal** (dif'ther-oyd, dif-ther-oy'dal). Resembling diphtheria, its cause, or its products. [Gr., *diphthera*, a skin, + *eidōs*, resemblance.]
- diphtherotoxin** (dif-the-ro-toks'in). The specific toxin of the diphtheria bacillus.
- diphthongia** (dif-thon'ge-ah). The simultaneous production of two vocal sounds of different pitch, occurring in certain pathological conditions of the larynx. [Gr., *dis*, twice, + *phthoggos*, a distinct sound.]
- Diplacanthus nan'us**. See *Hymenolepis*.
- diplocusis** (dip-la-ku'sis). Syn.: *diplecoia*. A morbid condition in which two tones are heard when only one is produced. **d. uniauralis**. D. affecting one ear only; also a condition in which a tone appears normal to one ear and higher or lower to the other. [Gr., *diploos*, double, + *akousis*, hearing.]
- diplasmatic** (di-plas-mat'ik). Of Kölliker, a term used to designate cells in which there are two or more substances, chemically or physically distinct.
- diplegia** (dip-le'je-ah). Paralysis of corresponding muscles on the two sides of the body. **d. brachialis**. Paralysis of both upper extremities. **d. cruralis**. Paralysis of both lower extremities. **d. facialis**. Bilateral facial paralysis. [Gr., *dis*, twice, + *plege*, a stroke.]
- diplo-, dipl-**. Combining form of the Gr., *diplos*, *diploos*, double.
- diplococ'cal**, **diplococ'coid**. Pertaining to a diplococcus.
- diplococcus** (dip-lo-kok'kus). A micrococcus or spherical organism joined in sets of two or pairs. **D. gonorrhoea**. Syn.: *gonococcus*. The organism producing gonorrhoea. **D. intracellularis**. Found in blood and pus in cerebrospinal meningitis. **D. pneumoniae**. A species found in the exudation and sputum, and also in the pleuritic and pericardial effusions in croupous pneumonia. [Gr., *diploos*, double, + *kokkos*, a berry, a kernel.]
- diploe** (dip'lo-e). The cancellated tissue situated between the inner and outer tables of a cranial bone. [Gr., *diploe*, a fold.]
- diplogenic** (dip-lo-jen'ik). Partaking of the nature of two bodies; producing two substances. [Gr., *diploos*, double, + *gennan*, to engender.]
- Diplagonop'orus gran'dis**. A large tapeworm which has been found in Japan.
- diploma** (dip-lo'mah). A document granted by a faculty or learned society, showing that the recipient has certain qualifications and is entitled to a certain rank. [Gr., *diploma*.]
- diploimeter** (dip-lom'et-er). An instrument for measuring the distance between the pupils. [Gr., *diploos*, double, + *metron*, measure.]
- diploomyelia** (dip'lo-mi-e'le-ah). A congenital deformity characterized by duplication of the spinal cord. [Gr., *diploos*, double, + *myelos*, marrow.]
- diplopia** (dip-lo'pe-ah). Double vision; the seeing of two images of an object at the same time. It is almost always binocular and the result of squint. **binocular d.** Double vision which takes place when both eyes concur in the visual act and disappears when one eye is covered or excluded. It results from divergence of the axes caused by some muscular affection, usually a paresis. **crossed d.** Binocular d. in which the left-hand image belongs to the right eye, and vice versa. **direct d.** See *homonymous d.* **heteronymous d.** See *crossed d.* **homonymous d.** Binocular double vision in which the left-hand image belongs to the left eye, and the right-hand image to the right eye. **unocular d.** Double sight with one eye. It occurs in incipient cataract, in irregular cornea, and, occasionally, in cases of cerebral tumor. **vertical d.** D. in which one image is higher than the other. [Gr., *diploos*, double, + *opsis*, sight.]
- diplosal** (dip'lo-sal). The salicylic ester of salicylic acid (C₁₄H₁₀O₆). Antirheumatic and antineuralgic.
- diploteratology** (dip'lo-ter-at-ol'o-je). The science or study of double monstrosities. [Gr., *diploos*, double, + *teras*, a monster, + *logos*, understanding.]
- dipotassic** (di-po-tas'ik). Containing 2 atoms of potassium in the molecule.
- Dippel's animal oil**. Syn.: *bone oil*. A very clear, light, inflammable o. of penetrating, disagreeable smell, obtained from crude animal o. with water.
- dipropylamin** (di-pro-pil-am'in). A secondary amin of propyl, (C₃H₇)₂NH.
- diprosopus** (di-pros-o'pus). A monster characterized by two faces or other double parts. **d. dihypogastricus**. A d. with a reduplication of the hypogastric regions and the lower extremities. **d. diophthalmus**. A d. with only two eyes, one for each face. **d. sejunctus**. A d. in which there are two heads, united in the occipital region, upon a single neck. **d. tetrophthalmus**. A d. having four eyes, two for each face. **d. tetrotus**. A d. with four ears, two for each face. **d. triophthalmus**. A d. with three eyes; two (in one orbital cavity) for one face and one for the other, or one for each face and a blended eye at the junction of the two faces. **d. triotus**. A d. with three ears. [Gr., *dis*, twice, + *prosopon*, the face.]
- Dipsacus** (dip'sak-us). The teasel; a genus of prickly plants. [Gr., *dipsa*, thirst, because the leaves of the plant are so shaped as to hold water.]
- dipse'sis**, **dipso'sis**. Excessive thirst. [Gr., *dipsa*, thirst.]
- dipsobiostatica** (dip''so-bi-o-stat'ik-ah). Of F. W. Lippich, a statistical exposition of the injury resulting to the population from the abuse of alcoholic drinks. [Gr., *dipsa*, thirst, + *bios*, life, + *statike*, a weighing.]
- dipsomania** (dip-so-ma'ne-ah). Lit., a

state of frenzy caused by excessive thirst; as commonly used, a periodic irresistible craving for alcoholic drink; a compulsion neurosis, or a cyclothymic illness; at times an epileptic manifestation. [Gr., *dipsa*, thirst, + *mania*, madness.]

dipsomaniac (dip-so-ma'ne-ak). A person affected with dipsomania.

dipsopathy (dip-sop'ath-e). Of H. C. Wood, a morbid, nervous state of which dipsomania is the essential feature. [Gr., *dipsos*, thirst, + *pathos*, disease.]

dipsorexia (dip-so-recks'e-ah). An overpowering appetite for drink; of Thebault, the early stage of chronic alcoholism, before organic lesions have appeared. [Gr., *dipsa*, thirst, + *orexis*, appetite.]

Diptera (dip'ter-ah). An order of the class *Insecta*, or *Hexapoda*, having one pair of wings, and mouth parts for piercing and sucking. This order includes fleas, gnats, mosquitoes, and flies, many of which transmit disease to human beings.

Dipterocarpus (dip'ter-o-kar'pus). A genus of resinous trees, certain species of which yield gurjun balsam. [Gr., *dipteros*, two-winged, + *karpos*, a fruit.]

Dipteryx (dip'ter-icks). A genus of leguminous plants. **D. odorata**. A large tree growing in Guiana; fruit is the Tonka bean of commerce. Its odoriferous principle is coumarin. [Gr., *dipteryx*.]

dipygus (di-pi'gus). A monster having the lower part of the trunk double. **d. dipus**. A d. with two legs. **d. tripus**. A d. with three legs. [Gr., *dis*, twice, + *pyge*, the buttock.]

direct (di-rekt'). 1. Immediate, pursuing an uninterrupted and undeviating course; also made without the intervention of any intermediate substance or apparatus, as d. examination, d. ophthalmoscopy. 2. Occupying the same lateral half of the body as the lesion that produces it (said of paralysis, etc.). 3. Occurring with or produced by the current; opposed to regurgitant; said of cardiac murmurs caused by stenosis of the orifices. [Lat., *directus*, from *dirigere*, to straighten.]

director (di-rek'tor). 1. A guide. 2. A slender instrument, grooved on one side, for guiding the point of a knife. [Lat., *dirigere*, to lay straight.]

dis-. A prefix having the same force as the Fr., *des*, *de*, having a privative sense, or to strip of, free or rid of, to undo or spoil, as disable, disarticulate, dissimulation, disembowel.

disaccharid (dis-ak'kar-id). Any compound carbohydrate made up of two molecules of simple hexoses.

disarticulation (dis'ar-tik-u-la'shun). The procedure of disconnecting two or more bones that are articulated with each other; amputation through a joint. [Lat., *disarticulare*, to dismember.]

dis'assimila'tion, diss'imila'tion. Changing assimilated material into less complex compounds, mainly by hydrolysis and oxidation, whereby the potential energy in the compound is set free and appears in the kinetic energy of heat, etc.

disassociation, dissociation (dis-as-so-se-a'shun, dis-so-se-a'shun). 1. In chemistry, the breaking up of a molecule of a compound body into two simpler molecules under action of heat, which latter molecules reunite to form original body on a reduction of temperature; or breaking up of a compound into its positive and negative ions in an aqueous solution. 2. In histology, isolation of elements of a tissue, during investigation, by physical or chemical agents. 3. Irregularity, partial. Anesthetics of skin which are manifested towards one or more forms of irritation are called "dissociated." 4. In psycho-analysis the isolation of a mental complex from field of consciousness. **d. pressure, d. tension**. When, as in the case of oxy-hemoglobin, one of the products of dissociation is a gas (O₂), this term expresses pressure of that gas in the surrounding medium at which dissociation occurs. **electrolytic d.** Dissociation of electrolytes (salts, acids, and bases), when dissolved in water, into charged ions (ionization). **hydrolytic d.** See *hydrolysis*. **psychic d.** A separation of mental elements into conscious and unconscious components. [Lat., *dis*, apart, + *associare*, to unite with.]

disc. See *disk*.

discharge (dis-charj'). 1. The escape (especially by violence) of pent up or accumulated energy or of explosive material. 2. The flowing away of a secretion or excretion of pus, and the like. 3. The material ejected by a d. (2d def.).

cerebral cortical d. The violent action of a diseased portion of the cerebral cortex that gives rise to an epileptic paroxysm. **disruptive d.** An electrical d. accompanied with the development of light and sound. **electric d.** A slow or instantaneous bringing back to a neutral electric condition, by which every highly electrified body loses its surplus electricity, giving it up to surrounding bodies less highly electrified. **lochial d.** See *lochial*. **paralytic d.** See *paralytic secretion*. **silent d.** The gradual loss of electricity by even isolated bodies, owing to the conductivity of air and its contained vapors, together with that of the isolating bodies themselves.

discharger. An instrument or apparatus consisting of two brass arcs with bulbous extremities joined to a hinge and sometimes provided with insulating glass handles for discharging Leyden jars or other conductors.

discission (dis-sish'un). A cutting or tearing apart. **cataract d.** An operation for cataract consisting in incising the anterior capsule of the lens in one or more directions by means of a needle with cutting edges, inserted through the cornea or through the sclera, without depressing or disturbing the lens. [Lat., *discindere*, to cut or tear apart.]

discogastrula. Syn.: *discoid blastula*. A disk gastrula; the gastrula of a meroblastic ovum when it forms a thin circular disk upon the surface of the nutritive

yolk. [Gr., *diskos*, a disk, + dim. of *gaster*, a belly.]

Discomyces (dis-ko'mi-ses). See *Actinomyces*. [Gr., *diskos*, a disk, + *mykes*, a fungus.]

discrete (dis-kre't). A term used in descriptive bacteriology and pathology meaning separate and not confluent or blended and in colonies or lesions. [Lat., *discrētus*, from *discernere*, to separate.]

dis'cus. See *disk*. **d. proligerus**. Syn.: *embryonic area*, *germinal disk*. In oviparous animals, a granular disk immediately beneath the vitelline membrane, marking the beginning of the formation of the blastoderm. Viewed crosswise, it has the appearance of an umbilicus, whence it has also been termed the *ciatricula*. From the disk it projects inward in the form of a conelike granular accumulation, the *cumulus proligerus*, encroaching on the vitellus.

disease (dis-ēze'). Syn.: *complaint*, *disorder*. A departure from a state of health of the body or a part of the body or the mind; characterized by an alteration of structure, or by a disturbance of function, or both; illness; sickness. For the different forms of disease see the qualifying adjectives, as Basedow's d., see *Basedow*. **acute specific d.** The infectious febrile d's. **amyloid d.** See *amyloid degeneration*, under *degeneration*. **bad d.** Syphilis. **barking d.** Of Sir A. Clark, a dry, barking, guttural cough, generally associated with slight disorder of the nervous system. **colloid d.** See *colloid degeneration*, under *degeneration*. **communicable d's.** See in *appendix*. **confectioner's d.** An affection of the ends of the fingers caused by the immersion of the hands in hot sugar or syrups. The nails are weakened and are generally disorganized by disturbed nutrition. **congenital d.** A d. existing at the time of birth. **constitutional d.** A d. affecting the whole system, as distinguished from one affecting only a part or an organ. **contagious d.** See under *contagious*. **cyclical d.** A d. which follows a fixed course, cycle, or orbit, though possibly with variations. **endemic d.** See *endemic*. **English d.** See *rachitis*. **epidemic d.** See under *epidemic*. **febrile d.** A d. accompanied by fever. **foot and mouth d.** A sub-acute febrile disease of cattle, transmissible to man by contagion or infection; characterized by aphthous stomatitis accompanied by a vesicular cutaneous eruption, the latter being the most constant in the neighborhood of the hoofs. In children, in whom it is due to the use of milk from cows suffering with it, there are present aphthous stomatitis, digestive disorder, and a vesicular eruption on the face and hands, and sometimes between the toes. When the vesicles dry up, they leave brownish scales. **functional d.** D. occurring without any ascertainable structural change. **general d.** See *constitutional d.* **hereditary d.** A d. that is directly inherited or due to an inherited

tendency. **hookworm d.** Syn.: *uncinariasis*, *miners' anemia*, *dochmiasis*, *tropical chlorosis*. See *ankylostomiasis*. **idiopathic d.** Any d. not dependent upon some other d. or upon some direct exciting cause, such as an injury. **infectious d.** See under *infectious*. **inoculated d.** Any d. due to inoculation. **intercurrent d.** A d. that shows itself during the course of another d. without having any essential connection with it. **knife-grinder's d.** A form of mechanical or chronic catarrhal bronchitis, incident to a knife-grinder's occupation. **lace-maker's d.** Lead-poisoning in lace-makers. **latent d.** A d. which remains partly or wholly concealed at its inception or during its entire course. **local d.** A d. restricted to one tissue or organ or to a particular part of the organism. **malignant d.** 1. Any form of tumor, such as cancer, sarcoma, etc., which recurs after extirpation. 2. Any infectious d. that pursues a rapid course and usually terminates fatally. **nervous d.** A d. primarily affecting either the structure or functions of the nervous system. **non-febrile d.** Any pathological condition the presence of which is not indicated by an exacerbation of the general temperature of the body. **organic d.** See *structural d.* **parasitic d.** A d. caused by animal or vegetable parasites, either internal or external. **pearl-workers' d.** A recurrent inflammation of the bones seen in those who work for a long time in the presence of pearl dust. **primary d.** A d. which is not secondary to another. **rag-pickers' d.** Anthrax. **rag-sorter's d.** An acute infectious d. observed in women sorting rags in paper factories. **screw-worm d.** A skin d. caused by the inoculation of the female screw-worm fly as she deposits her eggs in the skin. The larvae developing in the skin with great rapidity cause inflammation. The symptoms subside when the maggots are removed. **secondary d.** A d. occurring as the result of another. **specific d.** 1. A d. produced by a specific poison. 2. Used as a designation of syphilis. **structural d.** D. involving some appreciable change of structure in the part primarily affected, as distinguished from functional d. **symptomatic d.** A d. which occurs as a symptom in the course of another. **typical d.** See *cyclical d.* **vagabond's d.** See *pediculosis*. **vagrants' d.** A d. of filthy people, characterized by a dark discoloration in the superficial layers of the epidermis, sometimes mistaken for Addison's d. **white spot d.** A rare skin d. characterized by round and oval coin-sized or small white spots in the skin of the thorax. Supposed to be a variety of morphea. **wool-sorters' d.** See *anthrax* and *malignant pustule*, under *pustule*. **zymotic d's.** See under *zymotic*. [Ang.-Sax., *disease*, old Fr., *desaise*.]

disengagement. The act of setting free or detaching; in obstetrics, the emergence

of the fetus, or any particular part thereof, from the pelvic canal. [Fr., *dégagement*.]

disgorgement (dis-gorj'ment). 1. Expulsion, especially by vomiting. 2. The subsidence of an engorgement or the process of causing it to subside.

disgrega'tion. Separation, dispersion, as of cells, previously arranged. [Lat., *disgregare*, to separate.]

disinfectant (dis-in-fek'tant). Used to disinfect; as a n., an agent so employed. For the different forms of d's see under the qualifying adjectives, as *Burnett's d.*, see *Burnett*.

disinfect'tin. A certain brown liquid prepared by treating the residue of naphtha distillation with sulphuric acid, and the product with soda; used as a disinfectant.

disinfection (dis-in-fek'shun). The destruction of bacteria by chemical or physical methods. **aërial d.** The saturation of the atmosphere of a room with some disinfecting material. [Lat., *dis*, neg., + *inficere*, to corrupt.]

disinfect'ol. A mixture of certain hydrocarbons and crude creosols; used as a disinfectant.

disk. 1. A roundish, platelike structure. 2. In pharmacy, a small, thin sheet of gelatin imbued with some medicinal substance; generally used by insertion under the eyelid, where it is left to dissolve.

Becquerel's d. See under *Becquerel*.

blood d's. Red blood corpuscles. **Bowman's d's**. See under *Bowman*.

cephalic d. The sucker at the cephalic extremity of a leech. **choked d.** Syn.: *apillitis*. A condition observed in some cases of intracranial tumor, meningitis, and sinus thrombosis, in which the optic papilla projects decidedly above the level of the retina and there is edema, hemorrhage, and exudation of leukocytes, with, at times, acute inflammation. This may be followed by connective tissue hyperplasia with atrophy of the nerve fibers. See also *optic neuritis*.

d. holder. A universal joint attached to a microscope by which the latter is rendered mobile in every direction. **epiphyseal d.** See *epiphyseal plate*, under *plate*.

equatorial d. See *equatorial plate*, under *plate*.

germinal d. See *embryonic area*, under *area*, and *discus proligerus*, under *discus*.

intermediate d. Krause's membrane; the thin, dark d. or membrane passing transversely through and bisecting the clear zone or stria of a striated muscle fiber. **interpubic d.** A d. situated between the pubic bones at their symphysis, consisting of a thin layer of cartilage on each side, closely adherent to the bony surface and an intermediate stratum of fibrous tissue and fibrocartilage. **intervertebral d's**. See *intervertebral cartilages*, under *cartilage*.

optic d. Syn.: *optic nerve entrance*, *optic papilla*, *head of the optic nerve*, *blind spot*. The termination of the optic nerve as it pierces the eyeball and spreads out to form the ental or inner layer of the retina. **Placido's d.** See under *Placido*.

proligerous d.

See *discus proligerus*, under *discus*.

Thorington's d. An instrument used for retinoscopy. [Lat., *discus*.]

dislocation (dis-lo-ka'shun). 1. A dislocation is an abnormal, total or partial displacement of the articular portions of the bones entering into the formation of a joint from each other. Dislocations are classified as *traumatic*, *congenital*, and *pathological*. A *partial* or *incomplete d.* is called *subluxation*. An *habitual d.* is a d. frequently following insignificant trauma or muscular action, voluntary or involuntary. A *compound d.* is one in which there is a wound connecting the d. with the external air. 2. Displacement of an organ from its usual place, e.g., cardiac d. [Lat., *dislocatio*, from *dis*, apart, + *locare*, to place.]

disodic (di-so'dik). Containing two atoms of sodium in the molecule. [Lat., *disodius*, from Gr., *dis*, twice, + Lat., *sodium*.]

disoma, **disomus** (dis-o'mah, dis-o'mus). A monster having two bodies. [Gr., *dis*, twice, + *soma*, the body.]

disorder (dis-or'der). See *disease*.

dis'organiza'tion. A marked alteration in the texture or constitution of an organic part, causing it to lose most or all of its distinctive characters.

disparate (dis'par-at). In the physiology of vision, relating to points on the two retinas which are not corresponding or identical; hence an object seen by d. retinal points appears double. [Lat., *disparatus*, *dispar*, unequal.]

dispensary (dis-pen'sa-re). 1. An apothecary's shop or any place in which medicines are dispensed. 2. As commonly used, an institution which furnishes medical attendance, medicines, and the necessary appliances to the poor gratuitously, but does not receive them as inmates. [Lat., *dispensatorium*.]

dispensatory (dis-pen'sa-tory). A commentary upon the pharmacopeal and unofficial drugs.

dispersion (dis-per'shun). A scattering; in optics, the process of decomposing a ray of white light, also the degree to which its components are thereby caused to diverge; in natural history, the dissemination of species; in medicine, the resolution of an inflammation, swelling, or the like. **abnormal d.** Chromatic d. in which the order of the colors of the spectrum produced is not the same as in normal d. **chromatic d.** Separation of the elementary colors composing white light by means of a prism. **circles of d.** Figures produced by convergent or divergent rays upon the retina of an eye adjusted for parallel rays. In such an eye convergent rays would be brought to a focus in front of the retina, and divergent rays would be brought to a focus behind it. Whether the focus of the rays lies behind the retina or in front of it, each luminous point from the object is no longer represented by a point on the retina, but by a circle, and, as these circles overlap each other, the image is indistinct. The circles

- of d. take the form of the pupil. **epipolic d.** The decomposition of light that takes place at the surface of various substances, producing the phenomenon ordinarily called fluorescence. **normal d.** Chromatic d. in which the colors of the spectrum produced are disposed in the usual order, i. e., in the order orange, yellow, green, blue, indigo, and violet. [Lat., *dispergere*, to scatter.]
- dispersive.** Causing or characterized by dispersion.
- dispirem** (dis-pi'rem). That stage in karyokinesis which succeeds the diaster and immediately precedes the division of the cell body, when the threads of the daughter star are convoluted. [Gr., *dis*, twofold, + *speirema*, coil.]
- displacement** (dis-plás'ment). Removal of a thing from its place; shifting; dislocation. In pharmacy, the same as percolation. In psycho-analysis, the placing of an affect from one situation to another, thus disguising the source.
- disposition** (dis-po-sish'on). A particular order of arrangement of parts. 2. A certain mental tendency, especially as manifested in social relations. 3. A pronounced tendency (e. g., to certain diseases). [Lat., *disponere*, to arrange in order.]
- dissect'**. Lit., to cut apart, to cut to pieces; as now used, to trace out and expose the individual structures of an organism by carefully cutting or tearing away from them such other parts as interfere with their examination. [Lat., *dis*, apart, + *secare*, to cut.]
- dissect'ed.** Having been subjected to or prepared by dissection.
- dissect'ing.** Causing exposure or separation of parts as if they had been dissected (see *d. aneurism*); as a n., dissection.
- dissect'or.** 1. One who practices dissection. 2. An instrument used in dissection.
- disseminated** (dis-sem'i-na-ted). Scattered or distributed over a large area, as with widespread tuberculosis of the lungs. [Lat., *dis*, apart, + *seminare*, to sow.]
- dissemination** (dis-sem-in-a'shun). 1. The natural dispersion of seed for the propagation of the species; the spread of disease from one part of the body to other parts or from one individual to others. 2. The state of being disseminated. [Lat., *disseminare*, to scatter seed.]
- disseminator.** A scatterer; a person, agent, or apparatus by which anything is disseminated.
- dissociate** (dis-so'si-ät). To loosen by dissolving or softening the cell cement between the structural elements or cells, such as the cardiac or unstriated muscle cells. [Lat., *dissociare*, to disjoin.]
- dissolution** (dis-so-lu'shun). 1. The pathological breaking up of the integrity of an anatomical element, e. g., the blood corpuscles; the state of being so broken up. 2. Pathological softening of a tissue, as in necrosis or gangrene. 3. Death. [Lat., *dissolvere*, to dissolve.]
- dissolve'**. 1. (Tr.) to receive into solution (said of the solvent agent). 2. (Tr.) to cause to enter into solution. 3. (Intr.) to enter into solution. 4. To liquefy. [Lat., *dissolvere*.]
- dissol'vent.** Having power to dissolve; as a n., a remedy supposed to be capable of disintegrating and liquefying concretions in the body, such as calculi, etc. [Lat., *dissolvens*.]
- dissonance** (dis'so-nanz). A discord; a compound tone produced by the simultaneous production of two discordant notes. [Lat., *dissonare*, to sound out of harmony.]
- dis'tad.** Toward the distal aspect of the body, away from the center.
- dis'tal.** Situated away from the median line or center of the body or from the point of origin, as of a limb, opposed to proximal. [Lat., *distare*, to be distant.]
- dis'tance.** 1. The state of being remote. 2. The measurement from one point to another. **anterior focal d.** The d. between the center of a lens or mirror and its anterior focus. **focal d.** The d. between the center of a lens or mirror and its focus. **infinite d.** A term frequently employed by ophthalmologists to designate the position of an object the rays of light coming from which are parallel. Practically it is about 20 feet, as the rays emanating from such a point are so slightly divergent as to be regarded as nearly parallel. **posterior focal d.** The d. between the center of a lens or mirror and its posterior focus. [Lat., *distantia*.]
- distantial** (dis-tan'shal). Pertaining to or affected by distance.
- distearin** (di-ste'ar-in). A glycerid, $C_8H_5(OH)(C_{18}H_{35}O_2)_2$, in which 2 molecules of the radicle of stearic acid replace 2 molecules of hydroxyl in glycerin.
- distearyllecithin** (di-ste'ar-il-les'ith-in). Lecithin which contains 2 stearic acid radicles in its molecule. It is found in nerve tissue.
- distemper** (dis-tem'per). 1. A derangement or disturbance of the "temper" or "humour"; ill-health; illness. 2. A disease of dogs, characterized by running at the nose, cough, and loss of strength.
- distichiasis** (dis-tik-i'as-is). A vicious direction of some of the eyelashes, so that they are arranged in two rows, the affected ones lying against the eyeball and causing irritation and inflammation. [Gr., *dis*, twice, + *stichos*, a row.]
- dis'tillate.** That portion of a substance subjected to distillation which passes over in the form of vapor and condenses.
- distillation** (dis-til-la'shun). The process of vaporizing a body by the application of heat, and condensing and collecting the volatilized products. The apparatus for this purpose (d., or distilling, apparatus; still) consists essentially of a closed vessel (retort) containing the substance to be vaporized and communicating by a tube

with a condenser. In the latter the volatilized products which come over from the heated retort are subjected to cold and thus condensed into a liquid or solid form. **destructive d.** D. attended with decomposition, so that the distillate contains bodies essentially different from the substance distilled. **d. in vacuo.** D. accomplished by connecting the receiver of the still with the vacuum chamber of an air pump, so that the d. will proceed at a much lower temperature, thus avoiding decomposition. **dry d.** The d. of solid substances without the admixture of fluids, and conducted in a closed vessel so as to afford an incomplete supply of air and hinder the processes of combustion. **fractional d.** The process of d. applied to a mixture of substances possessing different degrees of volatility, and carried on within certain limits of temperature, so that the more volatile substances, distilling over first, can be separated from the less volatile. [Lat., *destillare*, from *de*, from, + *stillare*, to drop.]

distillatory. Pertaining to distillation.

Distoma (dis'to-mah). Syn.: *Schistosoma*, *Bilharzia*, *Paragonimus*, and *Clonorchis*. A parasitic genus of the class *Trematoda*, the order *Malacocotylea*, and the family *Fasciolidae*, being a flat, leaf-like, small worm, with scales or spines, and characterized by having the large ventral sucker near the oral. Some of the species occasionally infect man, being found in the urinary bladder, the intestines, the lungs, and the liver, where they lay eggs. They also infect cats, sheep, horses and cattle. **D. capense.** See *Bilharzia haematobia*. **D. conjunctum.** A variety found in the livers of the American fox and the pariah dogs of India. In several cases it has been found in large numbers in the bile ducts of man. **D. conus.** A kind found in the bile ducts of cats and in human beings in Siberia. **D. haematobia.** See *Bilharzia haematobia*. **D. hepaticum.** Syn.: *Paragonimus Westermanni*. The liver fluke; a species about 3 mm. long with a conical anterior extremity and a broad body, with a number of spinelike processes on its surface. Its normal habitat is the liver and bile ducts of sheep, causing the disease known as the "liver rot." It has been found in a number of cases in the liver of man. **D. japonicum.** See *Clonorchis endemicus*, under *Clonorchis*. **D. pulmonale.** *D. ringeri*. **D. ringeri.** Syn.: *Paragonimus Westermanni*. A species that infects the lungs of man in Japan and China, giving rise to periodical hemoptysis. **D. sinense** [Cobbold], **D. spatulatum.** Syn.: *Clonorchis sinensis*. A variety found in one instance in the liver of a Chinaman. **D. Westermanni.** See *Paragonimus Westermanni*. [Gr., *distomos*, double-mouthed.]

distomatous. Belonging to, or of the nature of, a distoma.

distomiasis (dis-to-mi'as-is). Infection with *Distoma*.

distortion (dis-taw'r'shun). In psychoanalysis the process by which the true psychic complex is concealed under a disguise, as in the dream picture.

distractio (dis-trak'shun). 1. A drawing or being drawn asunder. 2. The drawing away of the mind; mental disturbance. [Lat., *distractio*, from *distrahere*, to draw apart.]

distribution (dis-trib-u'shun). 1. The manner in which a nerve, an artery, or the like supplies a part by its terminal branches; also the part supplied by a particular vessel or nerve. 2. In botany, zoölogy, etc., the apportionment of any particular plant, animal, etc., throughout the world. [Lat., *dis*, apart, + *tribuere*, to assign.]

disubstituted. In chemistry, having two hydrogen atoms replaced by two other elements or radicles.

disulphate. See *bisulphate* and *pyrosulphate*.

dita (de'tah). *Alstonia scholaris*.

ditain (dit'ah-in). See *ditamin*.

ditamin (dit-am'in). An alkaloid obtained from dita bark and at first called ditain.

dith'eonate. A salt of ditheonic acid.

dithion (dith'e-on). A mixture of two sodium salts of dithiosalicylic acid; an antiseptic.

dithi'osalicylic acid. See *thioform*.

dithy'mol dii'odid, **dithy'mol i'odid.** Thymol iodid; aristol.

dittany (dit'tan-e). *Canila mariana* and *Lepidium latifolium*.

Dittrich's plugs (dit'trick). Small particles in fetid sputum composed of pus, detritus, fat crystals, and bacteria. [Frans *Dittrich*, Ger. pathologist, 1815-1859.]

diuresiethesis (di-u-re'se-es-the'sis). The sensation of a desire to urinate. [Gr., *diourein*, to urinate, + *aisthesis*, sensation.]

diuresis (di-u-re'sis). Originally, urination; as now employed, the passage of a large amount of urine. [Gr., *diuresis*.]

diuret'ic. Causing diuresis.

diuretica (di-u-ret'ik-ah). Pl. *Diuretic medicines*.

diuretin (di-u-re'tin). A proprietary name for salicylate of theobromin and salicylate of sodium. A powerful diuretic.

diurnal (di-ur'nal). 1. Pertaining to daytime, as opposed to night; of plants, blooming during the day; of animals, active during the day. 2. Living only a day (said of plants and of animals). 3. Occurring once a day. [Lat., *diurnus*, from *dies*, a day.]

divalence (di'va-lens). See *bivalence*.

di'valent. See *bivalent*.

divalerin (di-val'er-in). A glycerid, C₁₈H₂₄O₅, obtained by heating valeric acid with glycerin.

divaporation (di-vap-o-ra'shun). Vaporization.

divergence (di-ver'jenz). Separation from a common center; the inclination of two or more organs or the like away from each other; especially, the separation of the eyes from each other by abduction of

one or both. [Lat., *dis*, apart, + *vergere*, to tend.]

diverticulum (di-ver-tik'u-lum). Lit., a by-path. A structure constituting an off-shoot from the main structure, especially a hollow appendage communicating with a canal or cavity. **d. allantoidis**. Of von Baer, a pouchlike prolongation of the sac of the allantois into each horn of the uterus in the pig. **d. cecii**. See *Meckel's d.*, under *Meckel*. **d. urethrae**. A false d. of the urethra. **d. vesicae**. A false d. of the urinary bladder. **dorsal d. of the pharynx**. See *retropharyngeal d.* **ganglion d.** A cyst formed by a hernial protrusion of the synovial membrane from a tendon sheath. **intestinal d.** A hernial protrusion of the mucous membrane of the intestine through the muscular coat. **laryngeal d.** A d. of the mucous membrane of the larynx. **lateral d. of the fourth ventricle**. The lateral recess of the fourth ventricle of the brain. **lateral d. of the pharynx**. A pouch opening on either side of the pharynx at the level of the pharyngopalatine arch. **Meckel's d.** See under *Meckel*. **pituitary d.** A d. formed early in embryonic life from the epiblast at the middle of the upper and posterior part of the buccal cavity, which becomes the anterior lobe of the pituitary body. **retropharyngeal d.** Syn.: *dorsal d. of the pharynx*. A pouch opening into the pharynx posteriorly at the level of the openings of the esophagus and the larynx. Considered to be homologous to the swimming bladder of fishes. **synovial d.** A hernial protrusion of the synovial membrane of joints or of tendon sheaths. [Lat., *dis*, aside, + *vertere*, to turn.]

divis'ion. 1. The process by which anything is separated into a number of parts. 2. Any one of the parts so separated. 3. That which separates one part from another. **direct nuclear d.** The form of nuclear d. in which the nucleus simply divides into two or more parts without any special structural change in the nucleus being apparent. **indirect nuclear d.** See *karyokinesis* and *cell d.*, under *cell*. **nuclear d., nucleus d.** The d. of the nucleus of a cell. This is either *direct*, by a constriction appearing and deepening till the nucleus is divided into two or more parts, no apparent change in the intimate structure taking place; or *indirect*, when a complicated series of changes in the structure of the nucleus precedes and follows its division. In both forms of nuclear d. the d. of the entire cell usually follows that of the nucleus. If, however, cell d. does not follow, the cell becomes multinucleated. [Lat., *dividere*, to divide.]

divulsion (di-vul'shun). The action of tearing, pulling, or plucking apart; a rending asunder, violent separation, laceration. [Lat., *divulsio*, from *divellere*, to pull apart.]

divulsor (di-vul'sor). An instrument for effecting divulsion. A d. for the urethra

consists essentially of a split sound, the two halves of which may be separated widely and suddenly by thrusting a shaft between them.

Dobell's solution. A solution containing carbolic acid, borax, sodium bicarbonate, glycerin, and water. [*Horace Dobell*, Eng. physician, born 1828.]

dochmiasis (dok-mi'as-is). See *ankylostomiasis*.

Dochmius (dok'me-us). See *Ankylostoma*. **D. duodenalis**. See *Ankylostoma duodenale*. [Gr., *dochmios*, oblique.]

Dock's test breakfast in examination of the stomach contents, see in *appendix*, page 903.

docos (do'kos). A beam, or a small beam; of Hippocrates, an instrument for treating fractures. [Gr., *dokos*.]

doc'tor. A teacher, an instructor; any practitioner of medicine. Used as a verb, it signifies to administer medicine or medical treatment. [Old Fr., *doctor*, from the Lat., *doctor*; n. of action from *docere*, to teach.]

doc'torate. The degree or order which is conferred when one becomes a doctor.

doc'tress, doc'toress. A female physician or medical practitioner.

dodecane (do-dek'an). A liquid of the paraffin series, containing 12 atoms of carbon, C₁₂H₂₆. [Gr., *dodeka*, twelve.]

odding time. The time at the menopause during which the menses are irregular before their cessation.

dogma (dog'mah). A firmly stated principle or doctrine.

dogmaticism, dogmatism (dog-mat'is-izm, dog'mat-izm). The state of being dogmatic or a dogmatist—i. e., of insisting on certain doctrines and acting according to them, to the disregard of experimental knowledge. [Gr., *dogmatizein*, to affirm an opinion.]

dog's-bane. See *Apocynum*.

dog'wood bark. See *Cornus*.

doliarin (do-le'ar-in). A crystallizable principle extracted from the juice of *Urostigma doliarium*.

dolichocephalic (dol'ik-o-se-fal'ik). Having a skull with a long anteroposterior diameter as compared with the transverse or having a low cephalic index. [Gr., *dolichos*, long, + *kephale*, the head.]

Dolichos (dol'ik-os). A genus of leguminous plants of the tribe *Phaseoleae*.

dolichi pubes. The hairs of the pods of *Mucuna pruriens*. [Gr., *dolichos*, long.]

dolomol (dol'o-mol). Magnesium stearate (C₁₈H₃₆O₂)₂. Mixed with small amounts of magnesium oleate and palmirate, it is used as a dusting powder.

dom'inant characteris'tic. A term used in connection with the mendelian theory of heredity to express the prevailing characteristic in an antagonistic pair exhibited by the parents. For example, as between brown eyes and blue in parents, brown is dominant and will appear in the progeny. The term is opposed to *recessive characteristic*.

Donders's law. See *Listing's law*, under

- Listing.* [Franz Cornelius Donders, Dutch physician, 1818-1889.]
- Donné's corpuscles.** See *colostrum c's*, under *corpuscle*. [Alfred Donné, Fr. physician, 1801-1878.]
- Donovan's solution.** A solution of arsenous and mercuric iodids. See *liquor arsenii et hydrargyri iodidi*, under *arsenium*. [Edward Donovan, Eng. pharmacist, 1789-1837.]
- dope** (dôp). Any thick liquid or semi-fluid used as an article of food or as a lubricant; a narcotic. [Dut., *doop*, *dipping*, *sauc*.]
- Dore'ma ammoni'acum, D. armeni'acum.** A genus of plants found in the deserts of Persia and Tartary, yielding ammonia.
- dormiol** (dor'me-ol). A trade name for a hypnotic, consisting of a 50 per cent. solution of amylene chloral.
- dor'sad.** Toward the dorsal region.
- dor'sal.** Pertaining to a dorsum, especially to the back of the trunk. [Lat., *dorsum*, the back.]
- dorsi-, dorso-, dors-.** Combining form of the Lat., *dorsum*, back.
- dor'sum.** The back; also that part of an organ which corresponds with the back in position. **d. linguae.** The upper surface of the tongue. **d. manus.** That surface of the hand which is opposed to the palm. **d. pedis.** The upper surface of the foot. [Lat.]
- do'sage.** The act of determining the dose of a medicine. There are three rules in common use for computing doses for children from the adult dose. These are: **Clark's rule.** Multiply the adult dose by the weight of the child in pounds, and divide the result by 150. **Cowling's rule.** Multiply the adult dose by the age of the child in years at the next birthday and divide the quotient by 24. **Young's rule.** Multiply the adult dose by the age of the child in years and divide the result by the age plus twelve. Clark's rule has the advantage of scientific accuracy. **d. forms.** Original packages containing drugs in a convenient form for administering single doses. **electrical d.** The regulation of the strength of an electrical current used for medical purposes.
- dose.** The quantity of a medicinal preparation that is ordered to be taken at one time; as used by some French writers, the quantity to be taken in twenty-four hours. **divided d's.** Fractions of a d., to be taken at short intervals. [Gr., *dosis*.]
- dosimetric** (do-se-met'rik). Pertaining to dosimetry.
- dosimetry** (do-sim'et-re). 1. The measurement of medicinal doses. 2. A so-called system of medicine consisting in the use of granules accurately medicated with definite quantities of active drugs, chiefly alkaloids, as inculcated by Burggraeve. [Gr., *dosis*, a dose, + *metron*, a measure.]
- dosiology, dosology** (do-se-ol'o-je, do-sol'o-je). See *posology*. [Gr., *dosis*, a dose, + *logos*, understanding.]
- do'sis.** See *dose*. **d. lethalis minima.** The smallest dose capable of causing death. In animal experimentation this is commonly abbreviated to M. L. D. **d. toxica.** A dose that produces symptoms of poisoning.
- doublet** (dub'let). A magnifying glass composed of two lenses superposed, the smaller one of which, near the eye, receives the rays refracted by the larger one near the object before they reach their focus.
- douche** (doosh). 1. The direction of a continuous column, stream, or jet of liquid or gas upon the surface of the body or into one of its cavities. 2. An apparatus for accomplishing such direction. **alternating d.** A d. in which a hot current and a cold one are applied alternately. **anal d.** A d. directed upon the anus. **aural d.** A d. adapted to the middle or the external ear. **capillary d.** See *aqua-puncture* (2d def.). **cephalic d.** A d. adapted for application to the head. **compressed air d.** A d. in which the water is projected with great force by means of compressed air; used especially for needle-baths. **intra-uterine d.** A d. applied within the uterine cavity. **lumbar d.** A d. for the loins. **nasal d.** A d. for irrigating the nasal passages. **perineal d.** A d. for the perineum, delivering a simple jet or a shower. **rectal d.** A d. for applications within the rectum, either for irrigating that organ or for the high application of hot water in cases of chronic diarrhea or perimetric or parametric inflammation. **Scotch d., Scottish d.** A d. consisting in the application of successive hot d's of varying duration, immediately followed by a cold d. of short duration. **steam d.** A vapor d. in which steam is employed. **uterine d.** See *intra-uterine d.* **vaginal d.** A d. for application within the vagina. **vapor d.** A d. in which vapor is substituted for water. [Fr.]
- Douglas's culdesac.** See *recto-uterine pouch*, under *pouch*. [James Douglas, Scotch anatomist, 1675-1742.]
- dourine** (doo-rên'). A trypanosome disease of horses spread by coitus, also called *mal de coit*.
- drac'anth.** See *tragacanth*.
- Dracena draco** (dra-se'nah dra'ko). A tree found in the East Indies and in the Canary Islands. It yields, by exudation, a resin known as dragon's blood. [Gr., *drakaina*, a she-dragon.]
- drachm** (drâm). A weight in apothecaries' weight = 60 grains, or $\frac{1}{8}$ ounce; in avoirdupois weight, it = $27\frac{1}{3}$ grains, or $\frac{1}{16}$ ounce. Sometimes spelled *dram*. [Gr., *drachme*, an Attic weight.]
- dra'co.** 1. The *Araneus*. 2. A dragon. 3. Mercuric chlorid. **d. mitigatus.** Of the alchemists, calomel. **draconis sanguis, gummy draconis.** See *dragon's blood*. [Gr., *drakon*, dragon.]
- dra'col.** See *anisol*.
- dra'conin, dra'cin.** One of the resins found in dragon's blood.
- dracontiasis, dracuntiasis** (drak-on-ti'as-

is, drak-un-ti'as-is). The disease caused by infestation with *Filaria medinensis*.

Dracontium (dra-kon'she-um). Of the U. S. Ph., 1870, *Symplocarpus foetidus*, the skunk cabbage. [Gr., *drakontion*.]

draconyl (drak'on-il). 1. A substance, C₁₄H₇, obtained by distilling dragon's blood. 2. Anisyl.

dracunculosis (drak-un-ku-lo'sis). See *dracontiasis*.

Dracunculus (dra-kun'ku-lus). 1. A section of the genus *Artemisia*. 2. A genus of aroideous plants. 3. See *Filaria*. **D. medinensis**. The guinea worm. See *Filaria medinensis*. **D. vulgaris**. Snake-root; European dragon root; a European species of d. having a fetid odor. The whole plant is acrid and poisonous. [Lat., dim. of *draco*, a dragon.]

draft, draught. 1. A mixture or preparation to be taken at once. 2. A mustard paper or poultice intended for local application. **black d.** The compound infusion of senna. Caution! It must not be confused with *black drop*, which is a preparation of opium.

dragée (drah'jā). A small pill, usually sugar-coated. [Fr.]

Dragendorff's reagent. A solution of bismuth iodid in a hot solution of potassium iodid diluted with an equal amount of potassium iodid solution.

drag'on's blood. 1. The resin obtained from several species of *Calamus*, especially *Calamus draco*. It was formerly in repute as an astringent, but is now little used, except as a coloring agent. 2. The resin of *Dracena draco* and other species of *Dracena*.

drain (drän). 1. A waste conduit leading to a cesspool, a sewer, or the like. 2. In surgery, an appliance or substance affording a channel of exit for the discharges from a wound.

drainage (drän'āj). 1. A gradual flowing off of a fluid. 2. The removal of superfluous water and refuse liquids from dwellings, stables, and lands, also a system of conduits arranged for that purpose. 3. In surgery, the employment of means (including posture, counteropenings, tubes, and tents) for securing the free escape of liquids from wounds and cavities.

dram. A phonetic spelling of *drachm*. Also a small draught of stimulant or spirituous liquor.

dras'tic. Acting quickly and violently; as a n., a medicine that acts violently, especially one that causes hypercatharsis. [Gr., *drastikos*, effective.]

draught (draft). The drawing of liquid into the mouth. A drink; the amount swallowed at one pull. [Early mid. Eng., *draht*, draw.]

dream (drēm). Mental activity taking place during sleep, at times present to the foreconscious or conscious, in symbolic dramatic presentations.

dress. To make straight or right. To treat a wound and make suitable application to it. [Old Fr., *dresser*.]

dres'sing. The application of various ma-

terials for the protection of a wound. Also the material so used.

drip'cup. A receptacle for an element removed from a galvanic cell, serving to hold what drips from it.

dromotropic (dro-mo-trop'ik). Engelmann's term for supposed fibers in the cardiac nerves which influence the conductivity of the muscle. [Gr., *dromos*, a running, + *trepein*, to turn.]

drop. 1. The smallest quantity of a liquid that becomes detached and falls in a single drop from a suitable vessel. The volume of the drop varies widely, dependent on many different conditions, hence "drop" should not be confused with "minim" as a measure. 2. The falling of a part, as from paralysis. **black d.** Vinegar of opium. **d. finger**, Syn.: *mallet finger*, *baseball finger*. A hanging down of the terminal phalanx of a finger and inability to extend it, due to rupture of the posterior part of the capsule of the distal joint from a blow. **d. shoulder**. A deformity in which one shoulder is lower than the other. **hot d's**. Tincture of capsicum and myrrh. **knockout d.** Chloral administered by thieves to cause unconsciousness of their victim. **wrist d.** A condition in which the hand hangs from the forearm, due to paralysis of the extensor muscles from chronic lead poisoning. [Ang.-Sax., *dropa*, *drypa*.]

drop'per. A drop bottle, a drop tube, or drop pipet; used for delivering single drops of a liquid. It is a very inexact form of measure.

drop'ping bot'tle. A bottle from which stains are dropped upon slides in order to stain bacterial or other specimens for microscopic examination.

drop'sical. Pertaining to or affected by dropsy.

dropsy (drop'se). An accumulation of a watery fluid in the serous cavities or the areolar tissue of the body. **abdominal d.** See *ascites*. **acute anemic d.** See *beriberi*. **acute renal d.** D. due to acute nephritis. **arachnoid d.** An accumulation of serous fluid in the sac of the arachnoid. **articular d.** See *arthredema* and *hydrarthrosis*. **cardiac d.** D. caused by failure of compensation in disease of the heart. **cerebral d.** See *hydrocephalus*. **chronic d.** The form of d. which lasts for months or years and, if general, usually ends fatally. **d. of a joint**. See *arthredema* and *hydrarthrosis*. **d. of the anterior chamber**. See *keratectasia*. **d. of the brain**. See *hydrocephalus*. **d. of the chest**. See *hydrothorax*. **d. of the lungs**. See *pulmonary edema*, under *edema*. **d. of the optic sheath**. An accumulation of serous fluid between the outer and inner sheath of the optic nerve, usually between the eyeball and the optic foramen, though it may occur between the optic foramen and the chiasm. **d. of the ventricles**. See *internal hydrocephalus*. **d. of the vitreous**. See *hydrophthalmia*. **encysted d.** D. circumscribed by a structure of new formation. **mechanical**

d. D. due to mechanical obstruction of the venous or lymphatic circulation. **omental d.** An encysted ascites limited in extent to the omentum. **renal d.** D. due to kidney disease. [A contraction of *hydropsy*, from the Lat., *hydrops*, from the Gr., *ydor*, water.]

Drosera (dros'e-rah). The sundew; of the pharmacists, *D. rotundifolia*. It yields *droserin*, a digestive ferment. [Gr., *droseros*, covered with dew.]

drug. Any medicinal substance; as formerly employed, a crude product serving for the preparation of a medicament.

drug'gist. One who deals in drugs. See *apothecary*.

drum. 1. The tympanic cavity of the ear. 2. Any closed hollow structure having one or more tense membranous walls. [Mid. Eng., *drumme*.]

drum'min. An alkaloid obtained from the milky juice of *Euphorbia Drummondii*; a local anodyne and anesthetic.

drumstick bacillus. See *B. tetani*, in *table of bacilli*, under *bacillus*.

drunk'ard. One who persistently uses alcohol (or other narcotics) to excess. **d.'s liver.** Cirrhotic liver. **d.'s pneumonia.** Pneumonia with delirium tremens.

drunk'eness. 1. The state of being drunk. 2. A disposition to get drunk habitually.

dry. 1. Free from moisture. 2. Unaccompanied by a flow of liquid or a pathological discharge (as in the expressions *d. asthma*, *d. bellyache*, *d. labor*, *d. tapping*, etc.) 3. Free from an excess of sugar (said of wines). 4. Thirsty. [Ang-Sax., *dryg*.]

dry measure. See in *appendix*, page 942.

Dryobalanops (dri-o-bal'an-ops). A genus of the *Dipterocarpeae*. **D. aromatica**, **D. camphora**. A tree found chiefly in Borneo, Sumatra, and the island of Labuan. It yields Borneo camphor and camphor oil.

dualism (du'al-izm). A theory or system of thought which recognizes two independent principles. [Fr., *dualisme*.]

Duboisia (du-boy-se'ah). 1. A genus of solanaceous plants found in eastern Australia and New Holland. 2. Of Merck, a mixture of alkaloids including duboisin, hyoscin, and other alkaloids. **D. Hopwoodii**. The *D. pituri* of Australia, closely allied to *D. myoporoides*. The leaves are chewed by the natives as a stimulant. **D. myoporoides**. The corkwood of New South Wales. It is the chief and, according to some authors, the only representative of the genus. The leaves contain mydriatic alkaloids.

duboisin (du-boys'in). A mixture of alkaloids, formerly regarded as a single substance, obtained from *Duboisia myoporoides*. Of Merck, said to be identical with the hyoscyamin of Ladenburg.

Du Bois-Reymond's law. The l. that a nerve through which a galvanic current is passed is stimulated by the making or breaking of the current or by any sudden change in its intensity [Emil Hein-

rich Du Bois-Reymond, Ger. physiologist, 1818-1896.]

duct. A canal for conducting the secretion of a gland. In some instances the term is applied to canals that conduct material other than the secretion of a gland. **aberrant bile d's.** Biliary d's not surrounded by lobules, occasionally found in the left lateral ligament of the liver and in the fibrous bands which bridge over the fossa of the vena cava and the umbilical fissure. **accessory pancreatic d.** The excretory d. of the tail of the pancreas, opening into the pancreatic d. or into the duodenum close to the orifice of the common bile d. **alimentary d.** See *thoracic d.* **alveolar d's.** The infundibula of the bronchioles. **archinephric d.** See *mesonephric d.* **bile ducts.** Tubes conveying bile, as the *cystic d.*, *hepatic d.*, *common bile d.*, *interlobular d.* **biliary d's.** The d's situated between the lobules of the liver. **capillary bile d's.** See *intralobular biliary canals*, under *canal*. **cochlear d.** The cochlear canal. **common bile d.** A d. about 3 inches long, formed by the union of the cystic and hepatic d's, which carries the bile to the intestines, and empties, in common with the pancreatic duct, at a point 3 or 4 inches beyond the pylorus in the ampulla of Vater. **common seminal d.** See *ejaculatory d.* **Cuvier's d's.** See under *Cuvier*. **cystic d.** A d. about 1½ inches long, situated on the lower surface of the liver, which unites with the hepatic d. to form the common bile d. **definitive d's.** The straight milk d's in the nipple. **d's of Rivini.** The d's of the sublingual gland. **d. of Santorini.** See *accessory pancreatic d.* **d. of Wirsung.** See *pancreatic d.* **ejaculatory d.** A d., one on each side, through which the semen passes into the urethra. It is formed by the union of the vas deferens and the seminal vesicle, and is a little more than an inch long. It passes through the prostate and opens by a slit on the side of the verumontanum. **excretory d.** The tube or channel through which the secretion of a gland is discharged. **galactophorous d's.** The milk d's of the lobes of the mammary gland. They are from 15 to 20 in number, are composed of an areolar, a muscular, and an epithelial layer, and converge toward the areola, beneath which they are dilated into the ampullae, then pass into the nipple, and terminate upon its surface in small depressions. **gall d's.** See *bile d's*, *hepatic d.*, and *cystic d.* **Gartner's d.** See under *Gartner*. **genital d.** The genital canal. **guttural d.** The eustachian tube. **hepatic d.** A d. about 1½ inches long, which is formed by the union of the right and left hepatic d's and passing downward unites with the cystic d. **hepatocystic d's.** Biliary d's which, in many of the lower animals and occasionally in man, empty directly into the gall-bladder. **intralobular bile d's.** The d's situated between the lobules of the liver. They

unite to form larger d's lying in the portal canals, which, in turn, unite finally into the right and left hepatic ducts. See *intrahepatic biliary canals*, under *canal*. **lacrimal d.** See *nasal d.* **lactiferous d's.** See *galactophorous d's.* **left lymphatic d.** See *thoracic d.* **Leydig's d.** See *mesonephric d.* and *urogenital d.* **mammary d's.** See *galactophorous d's.* **mesonephric d.** Syn.: *wolfian d.* A d. in the embryo, belonging to the mesonephros and developed by the longitudinal fission of a portion of the segmental d. In the male it becomes the vas deferens, while in the female it almost entirely disappears. **metanephric d.** See *ureter*. **milk d's.** See *galactophorous d's.* **müllerian d., Müller's d.** See *Müller's ducts*, under *Müller*. **nasal d., nasolacrimal d.** A d. about ½ an inch long which conveys the tears from the lacrimal sac into the nose, opening on the outer wall of the inferior meatus of the nose. **omphalo-mesenteric d.** See *vitelline d.* **pancreatic d.** A d. which extends through the whole length of the pancreas, giving off lateral branches that begin in the lobules of the pancreas, and empty into the pancreas along with the common bile d. **parotid d.** See *Stenson's d.*, under *Stenson*. **Pecquet's d.** See *thoracic d.* **primitive kidney d., pronephric d.** See *segmental d.* **right lymphatic d.** A vessel which receives the lymph from the absorbent vessels from the right side of the body above the liver and from the upper surface of the liver. It enters the junction of the right subclavian and internal jugular vein. **salivary d's.** Ducts conveying the saliva. There are three of them: *Stenson's d.*, from the parotid gland; *Wharton's d.*, from the submaxillary gland; and *Bartholin's* and *Rivinus's d's*, from the sublingual gland. **Santorini's d.** See *accessory pancreatic d.* **secretory d's.** The smaller d's of a gland; tributaries of the excretory d. **segmental d.** A pair of tubes in the embryo, one of which is situated on each side of the body, between the visceral and parietal layers of the mesoblast. They open anteriorly into the body cavity and posteriorly into the cloaca. **seminal d.** See *ejaculatory d.* **spermatic d.** See *vas deferens*. **Stenson's duct, Steno's d.** See under *Stenson*. **sublingual d.** See *Rivini's d.*, under *Rivini* and *Bartholin's d.*, under *Bartholin*. **submaxillary d.** See *Wharton's d.*, under *Wharton*. **tear d.** See *nasal d.* **testicular d.** See *vas deferens*. **thoracic d.** A d. from 18 to 20 inches long, which receives all the lymph and chyle of the body, except that which comes from the right side of the body above the liver and the upper surface of the liver and empties near the junction of the left subclavian and left internal jugular veins. **thyroglossal d., thyrolingual d.** In the embryo, a d. which terminates upon the tongue as the foramen cecum and leads to the rudiments of the thyroid body. **urogenital d.** In comparative anatomy,

a d. that receives the urine and the genital products. **uroseminal d.** See *urogenital d.* **vitelline d.** The omphalo-mesenteric d., a temporary channel of communication between the alimentary canal of the embryo and the sublingual vesicle. **Wharton's d.** See under *Wharton*. **Wirsung's d.** See *pancreatic d.* **wolfian d.** See *mesonephric d.* [Lat., *ducere*, to lead, to conduct.]

ductile (duk'til). Easily elongated or drawn out, as a metal drawn into wire. [Lat., *ductilis*, from *ducere*, to lead, to draw.]

duc'tus. See *duct*. **d. arteriosus.** A channel of communication between the main pulmonary artery of the fetus and the aorta. **d. communis.** A duct about 3 inches long, formed by the union of the cystic and hepatic d's, which carries the bile to the intestines. **d. hemithoracicus.** An ascending branch of the thoracic duct given off high in the thorax and opening either into the right lymphatic duct or close to the angle of union of the right subclavian and right internal jugular veins. **d. hepaticus dexter.** A duct which issues from the right lobe of the liver and unites with the d. hepaticus sinister to form the hepatic duct. **d. hepaticus medius.** An occasional branch of the hepatic duct which conveys the bile from the quadrate lobe. **d. hepaticus sinister.** A d. which issues from the left lobe of the liver and unites with the d. hepaticus dexter to form the hepatic duct. **d. prostatici.** The ducts through which the secretion of the prostate passes into the urethra. **d. sacculo-utricularis.** A small tube which connects the saccule of the internal ear with the utricle. **d. venosus.** The smaller, shorter, and posterior of the two branches into which the umbilical vein divides after entering the abdomen; it joins the left hepatic vein.

dulcamara (dul-kam'ar-ah). Bittersweet (*Solanum d.*); its young branches were formerly used medicinally. List of poisons and their antidotes, see in *appendix*, page 938. [Lat., *dulcis*, sweet, + *amarus*, bitter.]

dulcamarin (dul-kam'ar-in). A glucosid, $C_{22}H_{34}O_{10}$, obtained from the stems of *Solanum dulcamara*.

dulcamaretin (dul-kam-ar-re'tin). A dark brown, tasteless resinous substance, obtained by treating dulcamarin with dilute acid. [Dulcamara, + Gr., *retine*, a resin.]

dulcamarum (dul-kam'ar-um). A substance that is at the same time sweet and bitter.

dulcedo (dul-se'do). 1. Sweetness. 2. Agreeableness. [Lat., *dulcis*, sweet.]

dul'cin. See *dulcite*.

dulcite, dulcitol (dul'sit, dul'sit-ol). Melampyrite; a hexahydrate alcohol (or hexito), $CH_2OH(CHOH)_4CH_2OH$, isomeric with mannite; derived from the sap of various plants. Employed as a sweetening ingredient in the food of diabetics.

Also used in differentiating various forms of intestinal bacteria.

dull'ness, dul'ness. The state of being dull; a percussion note, high-pitched and with diminished resonance.

Dulong and Petit's law. The l. that the specific heat of any solid elementary body is in inverse ratio to its atomic weight, i. e., that the product of the specific heat and the atomic weight is a constant number for all elementary bodies.

dumb. 1. Unable or unwilling to speak. 2. Latent, not expressed by the ordinary signs (as in the expression *d. ague*). [Ang.-Sax.]

dumb'-bell. A weight to be lifted and swung in the hand, consisting of a shaft of suitable size to be grasped and having a balllike expansion at each end; as an adj., shaped like a d. (said of crystals).

dum'my. A counterfeit object made to resemble the real thing. In dentistry, a tooth in a bridge to supply a missing natural tooth.

duodenal (du-o-de'nal). Pertaining to the duodenum.

duodenitis (du''od-e-ni'tis). Inflammation of the duodenum. [Lat., *duodenum*, + Gr., *itis*, inflammation.]

duodenostomy (du''od-en-os'to-me). The operation of making a permanent opening into the duodenum through the abdominal wall. [Lat., *duodenum*, + Gr., *stoma*, mouth.]

duodenotomy (du''od-en-ot'o-me). The operation of cutting into the duodenum. [Lat., *duodenum*, + Gr., *temnein*, to cut.]

duodenum (du-o-de'num). The upper portion of the small intestine, about 12 fingerbreadths (10 in.) long, extending from the pylorus to the jejunum. The common bile duct, together with the pancreatic duct, opens into its descending portion. [Lat., *duodeni*, twelve by twelve.]

du'otal. Guaiacol carbonate.

duoto'nol. See *tonol*.

duplication (du-plik-a'shun). A doubling or folding, also the state of being doubled or folded. [Lat., *duplicare*, to double.]

du'plicator. An apparatus for collecting very weak currents of electricity.

Dupuytren's contraction (du-pwe-trahnz'). A contraction of the palmar fascia, coming on gradually in persons who are accustomed to work hard holding the handle of a tool in the palm of the hand. **D's operation.** A method of removing the arm at the shoulder joint, also called *Lisfranc's amputation*. [Baron Guillaume Dupuytren, Fr. surgeon, 1777-1835.]

dura (du'rah). The white, shining, and strong fibrous tissue which forms the external covering of the cerebrospinal axis. Its external surface is rough, but the inner one is covered with endothelium.

cerebral d. The d. covering the brain. It is continuous below with the spinal d., forms the periosteum of the inner surface of the cranial cavity, and sends into the brain three folds or processes: the *falx cerebelli*, the *falx cerebri*, and the

tentorium cerebelli. **spinal d.** The d. of the spinal cord. It consists largely of longitudinal fibers, is continuous with that of the cerebrum, is attached to the periosteum of the atlas and of the margin of the foramen magnum. It forms tubular prolongations over the roots of the spinal nerves, with the sheaths of which they blend. [Lat., *durus*, hard.]

du'ral. Pertaining to the dura.

du'ra ma'ter. See *dura*. **d. m. cerebri.** See *cerebral dura*, under *dura*.

d. m. spinalis. See *spinal dura*, under *dura*.

duration (du-ra'shun). Continuance as to time, also the length of time for which anything continues. [Lat., *durare*, to continue existence.]

dust. Any material, especially refuse matter, in the state of a dry, fine powder. **cosmic d.** D. floating in the atmosphere and space, supposed to be derived from extraterrestrial sources, such as meteors.

d. bodies of Müller. Syn.: *hemokontia*. Small round bodies, with active molecular movement, seen in blood, which are the granules that have escaped from the white blood corpuscles.

dwarfism (dwarf'izm). An abnormally short stature in man in which the height falls below 1 meter and 25 centimeters.

dyad (di'ad). In chemistry, a bivalent element.

dyad'ic. Pertaining to, or of the nature of, a dyad.

dyaster (di-as'ter). See *amphiaster*. [Gr., *duo*, two, + *aster*, star.]

dye. A coloring agent. **anilin d.** One of the many anilin stains used for preparing sections for normal or pathological purposes.

dynamictometer (di'nak-tin-om'et-er). An instrument for measuring the intensity of the photogenic rays and computing the power of object glasses. [Gr., *dynamis*, power, + *aktis*, a ray, + *metron*, a measure.]

dynam (di'nam). In physics, a unit of dynamic force, being that which, applied to a unit of matter, communicates to it an acceleration of one centimeter in a second.

dynamia (di-nam'e-ah). Resisting force; ability to hold out against disease or other unfavorable conditions.

dynam'ic, dynam'ical. 1. Pertaining to dynamics or to force exhibited under the form of motion; opposed to static. 2. Pertaining to inherent power.

dynamicity (di-nam-is'i'te-e). The degree to which a substance or an organism possesses inherent power.

dynamics (di-nam'iks). That branch of physics which deals with the forces possessed by bodies in a state of motion.

vital d. The science of the forces of a living organism. [Gr., *dynamis*, power.]

dynamis (din'am-is). Power; vital activity. [Gr., *dynamis*, power.]

dynamism (di'nam-izm). 1. The theory that matter does not exist by itself, but is the resultant of two forces, the one contractile and the other expansive, and that when the equilibrium between these

- two is destroyed, the result is that matter is reduced to the state of a mathematical point. 2. The theory that the vital forces of an organism are superior to its material parts.
- dynamite** (di'nam-it). An explosive mixture of nitroglycerin and infusorial earth or other inert powder which absorbs large amounts of liquid.
- dynamization** (di-nam-i-za'shun). The process of endowing with force; of the homeopaths, the increase of medicinal power with which, as they profess, a substance may be endowed by comminution, agitation, etc.
- dynamo-electric**. (di'nam-o-e-lek'trik). Pertaining to the motor force of electricity.
- dynamogenesis, dynamogeny** (di'nam-o-jen'es-is, di'nam-o-j'en-e). A term used by Brown-Séguard to indicate the capacity to call forth an increased activity in any organ; usually employed in adjective form, as dynamogenic action.
- dynamograph** (di-nam'o-graf). An instrument for recording muscular contractions. [Gr., *dynamis*, power, + *graphein*, to write.]
- dynamography** (di-nam-og'ra-fe). 1. See *dynamics*. 2. The use of the dynamograph.
- dynamometer** (di-nam-om'et-er). 1. An instrument for measuring the power exerted in muscular contractions, particularly for testing the muscular strength of an individual. Special modifications of the d. have been used for measuring the muscular power of the urinary bladder, the uterus, etc. 2. (In this sense, generally written *dynameter*) an apparatus for measuring the magnifying power of telescopes, etc. [Gr., *dynamis*, power, + *metron*, a measure.]
- dynamometry** (di-nam-om'et-re). The measurement of force, the use of the dynamometer. **vital d.** The estimation of the inherent vitality of an individual.
- dyne** (din). A unit of force (sometimes represented by the symbol δ); the force which would propel a mass of the weight of 1 gram with the velocity of 1 cm. in a second. [Gr., *dynamis*, power.]
- dys-**. Prefix representing the Gr., *dys-*, with the sense of hard, bad, unlucky.
- dysalbumose** (dis-al'bu-môs). A heteroalbumose, which has been altered by drying or by remaining in contact with water for a long time, so that it has become insoluble in dilute salt solutions.
- dysarthria** (dis-ar'three-ah). Difficulty in articulation. [Gr., *dys*, ill, bad, + *arthron*, to utter distinctly.]
- dysbasia** (dis-ba'se-ah). Syn.: *angiosclerotica*. Agonizing pain in the calf of the leg, intermittent and combined with arteriosclerosis of the posterior tibial artery. It occurs mostly in middle-aged men, who are excessive smokers. [Gr., *dys*, difficult, + *basis*, step.]
- dyscoria** (dis-ko're-ah). Irregularity in the shape of the pupil. [Gr., *dys*, ill, + *kore*, the pupil.]
- dyscrasia** (dis-kra'se-ah). Lit., an abnormal mixture; a depraved state of the system, due to constitutional disease. [Gr., *dys*, difficult, + *krasis*, a mingling.]
- dysdiadochokinesia** (dis'de-ah-do'ko-kine'se-ah). Disability to substitute quickly antagonistic motor impulses. [Gr., *dys*, with difficulty, + *diadochos*, successive, + *kinesis*, motion.]
- dysenteric**. Pertaining to, accompanied with, or proceeding from, dysentery.
- dysentery** (dis'en-ter-e). An acute or chronic inflammatory disease of the large intestine. The symptoms consist of abdominal pains, frequent desire to evacuate the bowels, the evacuations consisting largely of blood and mucus. It is caused most commonly by infection from the *Bacilli dysenteriae* of the *Amoebae coli*. The term d. is that of the symptoms and not of a specific disease as formerly.
- bacillary d.** D. arising from or caused by *Bacillus dysenteriae*. **bloody d.** Acute d. with excess of bloody discharge. **choleric d., choleroïd d.** A form of acute d. in which the dejections resemble those of cholera and are accompanied by suppression of urine, an algid state, cramps, etc. **chronic d.** A condition in which the dysenteric symptoms have persisted or recurred over a long time. **diphtheritic d.** A form of acute d. characterized by a fibrinous semigangrenous exudation taking the place of the destroyed epithelium of the intestine. **epidemic d.** D., usually acute, occurring as an epidemic due to some common infection, especially of drinking water. **malignant d.** An asthenic form of d. of a severe type, especially apt to occur epidemically in armies and to lead to gangrene. **mucous d.** A mild form of d. in which the stools contain masses of mucus or of feces inclosed in mucus. **secondary d.** D. occurring in the course of other severe constitutional diseases, as typhoid fever, smallpox, measles, etc. The symptoms are the same, but the cause is probably not the *Bacillus dysenteriae*. **sporadic d.** Acute d. not occurring as an epidemic. [Gr., *dys*, difficult, painful, + *enteron*, an intestine.]
- dysergia** (dis-er'je-ah). Motor incoördination due to defect of efferent nerve impulses. [Gr., *dys*, ill, bad, + *ergon*, work.]
- dysesthesia** (dis-es'the'se-ah). Impairment of sensation, especially of the sense of touch. [Gr., *dys*, difficult, + *aisthesehai*, to perceive.]
- dysgalactia** (dis-gal-ak'te-ah). A defective condition of the milk or its secretion. [Gr., *dys*, ill, + *gala* (*galac-*), milk.]
- dysgenesis** (dis-jen'es-is). That variety of hybridity among animals in which the offspring are sterile among themselves, but capable of procreation with individuals of one or the other of the original races.
- dyskeratosis** (dis-ker-a-to'sis). Epithelial alterations in which a certain number of isolated malpighian cells become differentiated from their neighbors and individually undergo special morphological

and chemical modifications. It occurs in *molluscum contagiosum*, in *Paget's disease*, and is occasionally seen in horns and warts. [Gr., *dys*, difficult, + *keras*, horn.]

dyskinesia (dis-kin-e'ze-ah). Defect in voluntary motion. [Gr., *dys*, ill, + *kinesis*, motion.]

dyslysion (dis-li'sin). A resinous hydration product of cholic acid, formed by treating cholic acid with a mineral acid. [Gr., *dys*, hard, + *lyein*, to dissolve.]

dysmenorrhea (dis'men-o-re'ah). Painful or difficult menstruation. The varieties are: **intermenstrual d.**, **membranous d.**, **neurotic d.**, **obstructive d.** [Gr., *dys*, difficult, + *menai*, menses, + *rein*, to flow.]

dysmetria. Same as *dysergia*.

dysmyotonia (dis-mi-o-to'ne-ah). Muscular atony. **d. congenita**, **d. congenitalis**. The congenital muscular atony and obstinately rigid condition of the muscles observed in Thomsen's disease. [Gr., *dys*, difficult, painful, + *mys*, a muscle, + *tonos*, tone.]

dysostosis (dis-os-to'sis). Defective formation of the bones. [Gr., *dys*, ill, + *osteon*, a bone.]

dyspareunia (dis-par-ru'ne-ah). The condition in which sexual intercourse is productive of physical pain in the woman. [Gr., *dyspareunos*, unhappily mated as bedfellows.]

dyspepsia (dis-pep'se-ah). A condition in which the digestion is disturbed or abnormal. **acid d.** D. caused or accompanied by an excess of acid in the gastric juice. **acute d.** D. of short duration, usually attributable to errors of diet. **alcoholic d.** D. due to the immoderate use of alcoholic liquors. **amylaceous d.** A form of d. in which starchy food is especially difficult to digest. **biliary d.**, **bilious d.** A form of intestinal d., caused by defective quality or quantity of the biliary secretion. **cardiac d.** D. occurring in sequence of heart disease. **d. adipsia** [Cullen]. See *adipsia*. **fermentative d.** A form of d. in which the food undergoes fermentation. **gastric d.** D. in which the stomach alone is at fault. **gastro-intestinal d.** D. in which both the stomach and the intestine are at fault. **hepatic d.** D. due to disease of the liver. **hysterical d.** D. of hysterical persons. **intestinal d.** D. which arises from defective digestion while the food is passing through the intestinal tract. **nervous d.** D. occurring in nervous, overworked persons or in those who are worrying. This form of d. ceases when the mental cause is removed. [Gr., *dys*, difficult, + *peptin*, to digest.]

dyspeptone (dis-pep'ton). Of Meissner, an insoluble product of gastric digestion.

dysperistalsis (dis'per-is-tal'sis). Violent contractions of the intestine induced by direct stimulation of the plexus mesentericus.

dysphagia (dis-fa'je-ah). Difficulty in

swallowing. [Gr., *dys*, difficult, + *phagein*, to eat.]

dysphasia (dis-fa'se-ah). Difficulty of speech not dependent on any abnormality of the organs of articulation and phonation, but on brain trouble. [Gr., *dys*, difficult, + *phanai*, to speak.]

dysphonia (dis-fo'ne-ah). Difficulty of phonation. [Gr., *dys*, difficult, + *phone*, the voice.]

dysphrasia (dis-fra'se-ah). Difficulty of speech caused by mental derangement. [Gr., *dys*, difficult, + *phrasein*, to speak.]

dyspituitarism (dis-pit-u'it-ar-izm). Over and under activity of the pituitary gland.

dyspnea, **dyspnoea** (disp-ne'ah). 1. In physiology, a condition marked by a respiratory activity greater than normal and of varying degrees. Due ordinarily to an increase in the pressure of carbon dioxide in the blood supplying the respiratory center, but it may also be caused by a deficiency of oxygen. 2. As commonly used the term means difficult, laborious, or painful breathing. **anemic d.**

The shortness of breath that attacks anemic persons on exertion. **asthmatic d.** The d. of asthma, the breathing being long-drawn, dry, and without cough.

bronchitic d. The d. which accompanies bronchitis. The breathing is short and accompanied with cough.

cardiac d. D. due to heart disease (i. e., to lesion or defective action of the heart causing imperfect circulation in the lungs and consequently deficient hematosis).

diabetic d. A form of d. characterized by deep and frequent inspirations in the last stage of diabetes; possibly resulting from acetoneuria. **emphysematous d.** The d. of pulmonary emphysema; like that of asthma, but continuous and unaccompanied by wheezing. **expiratory d.** Difficulty of expiration, as in emphysema, asthma, and chronic bronchitis. **hysterical(al) d.**

Very rapid breathing, from 60 to 80 respirations a minute, occurring in attacks of hysteria. **inspiratory d.**

A form of d. in which inspiration is difficult as compared with expiration. **mixed d.**

D. on both inspiration and expiration. **pulmonary d.** D. due to any condition in the lungs which interferes with the aëration of the blood. **renal d.**

A neurotic paroxysmal asthma occurring in uremia. **spasmodic d.** D. caused by spasm or occurring in paroxysms. **uremic d.**

D. due to uremia. [Gr., *dys*, ill, + *pein*, to breathe.]

dyspne'al, **dyspne'ic**, **dyspno'ic**. Pertaining to, affected with, or of the nature of, dyspnea.

dyspotismus (dis-po-tis'mus). Difficulty in drinking.

dysteology (dis'te-le-ol'o-je). The doctrine of purposelessness in the creation or development of organs now rudimentary and useless to the organism, as opposed to teleology, which regards them as having been created for a special purpose. See *teleology*. [Gr., *dys*, painful, hard, + *teleos*, complete, + *logos*, understanding.]

dysthyreosis (dis-thi-re-o'sis). Impaired functional activity of the thyroid gland. [Gr., *dys*, ill, bad, + *thyroid*.]
dystrophic (dis-trof'ik). Pertaining to or affected with dystrophy.
dystrophoneurosis (dis'tro-fo-nu-ro'sis). 1. Any functional nervous disease, due to dystrophy. 2. See *neurotic dystrophy*, under *dystrophy*.
dystrophy, **dystrophia** (dis'tro-fe, dis-tro'fe-ah). Defective nutrition. **con-**

nective tissue d. D. of the surfaces of the body, due to localized anomalous outgrowth of connective tissue. **neurotic d.** D. due to disturbance of the trophic nervous mechanism. **progressive muscular d.** A general term for progressive muscular atrophy, pseudohypertrophic paralysis, and some allied affections. [Gr., *dys*, difficult, + *trephēin*, to nourish].
dysuria (dis-u'ri-a). Painful micturition. [Gr., *dys*, difficult, + *ouron*, urine.]

E

ead. Latin abbreviation for *eadem*, the same.

ear. The organ of hearing, which is divided into three parts: the first, the *external e.*, comprises the auricle with the lobe and the external auditory canal; the second, or *middle e.*, consists of the tympanic membrane, the cavity of the tympanum, the eustachian tube, and the mastoid antrum and cells; the third, the *internal e.*, consists of the cochlea, the semicircular canals, and the auditory nerve with its terminal expansion in the labyrinth. **asylum e.** See *hematoma auris*, under *hematoma*. **cat's e.** A defective formation of the external e. consisting in a stunting or shriveling of the cartilage, which causes the auricle to resemble somewhat the e. of a cat. **e. bones.** See *ossicula aucti*, under *ossiculum*. **e. drum.** See *tympanum*. **e. sand.** See *otoliths*. **e. speculum.** See under *speculum*. **e. stones.** See *otoliths*. **e. trumpet.** A tube to be held in the hand for condensing the waves of sound, so as to enable a deaf person to hear; having one end small for insertion into the external auditory meatus, and the other end flaring for collecting waves of sound. **e. vertigo.** See *Ménière's disease*, under *Ménière*. **e. wax.** See *cerumen*. **external e.** See *e. flap e.* A deformity of the auricle consisting in a more or less extensive development of the skin and subcutaneous fat, and sometimes of the cartilage, so that the auricle turns over and is more or less pendulous. **insane e.** See *hematoma auris*. **internal e.** See under *e.* 2. See *labyrinth*. **middle e.** See *tympanum*. **e'ache.** See *otalgia*. [B. N. A., *auris*.] [Ang.-Sax., *earre*.]

earth. 1. The powdery part of the crust of the globe. It is mainly made up of the following elements: 50 per cent. oxygen, 25 per cent. silicon, 7 per cent. aluminium, 5 per cent. iron, 3 per cent. calcium, and 2 per cent. each of magnesium, sodium, and potassium. **alkaline e.** Lime, baryta, strontia, and magnesia; so called on account of their earthy character and alkaline properties. **e. closet.** An apparatus used as a sub-

stitute for a water closet. Instead of being washed away, the excreta are deodorized by being received into and covered with dry e., which absorbs their liquid portions. **fullers' e.** Powdered clay, used as a dusting powder. [Ang.-Sax., *eorthe*.]

earthy. Containing or of the nature of earth.

East'on's syr'up. The syrup of the phosphates of iron, quinin, and strychnin. [J. E. A. Easton, Eng. physician, 1807-1865.]

Eberth's bacillus. See *Bacillus typhosus*, under *table of b.* **E's line.** The lines of junction of the cardiac muscle cells. [Karl Joseph Eberth, pathologist in Halle, born 1835.]

eb'onite. Hard rubber. [Gr., *ebenos*, ebony.]

ebriety (e-bri'et-e). Drunkenness.

ebullition (eb-ul-ish'un). The process of boiling. [Lat., *ebullitio*, from *ebullire*, to bubble.]

e'bur. Ivory.

eburnation (e-bur-na'shun). The act or process of becoming hard and dense like ivory. A process met with sometimes in osteomyelitis, when it is known as *eburnatio ossis*, and also in syphilis of the bone. [Lat., *eburnus*, made of ivory.]

ebur'neous. Ivorylike.

ecaudate (e-kaw'dat). Without a tail.

ecbalin (ek'bal-in). Syn.: *elateric acid*. A resinlike, bitter, acrid substance extracted from the fruit of *Ecballium elaterium*.

Ecballium, Ecballium (ek-bal'le-um). A genus of the *Cucumerineae*. **E. elaterium, E. officinarum.** The wild or squirting cucumber, common to the Mediterranean region and cultivated in England. The juice of the fruit furnishes elaterium. Both it and the root are drastic purgatives.

ecbolic (ek-bol'ik). Promoting the expulsion of the fetus. [Gr., *ekbole*, expulsion.]

ecbolin (ek'bo-lin). A supposed amorphous alkaloid found by Wenzell in ergot of rye, now known to be a mixture of alkaloids and cholin.

eccentric (ek-sen'trik). 1. Situated away

from the center, peripheral; in pathology, due to peripheral rather than centric causes (said of nervous phenomena). 2. See *centrifugal*. 3. Odd in behavior, but not insane. [Gr., *ek*, away from, + *kentron*, a center.]

eccentricity (ek-sen-tris'it-e). The state of being eccentric; and also a particular manifestation of that state.

echondroma, echondrosis (ek-kon-dro'mah, ek-kon-dro'sis). A cartilaginous outgrowth or hypertrophy in a region where cartilage is normally present, as distinguished from a true tumor or echondroma, growing from tissues in which cartilage is not normally present. [Gr., *ek*, out of, + *chondros*, cartilage, + *oma*, tumor.]

echyloama (ek-kil-o'mah). An expressed juice, an extract. [Gr., *ekchylizein*, to press out juice.]

echylosis (ek-il-o'sis). Expression of the juice of a plant.

echymoma (ek-kim-o'mah). 1. An effusion of blood into the subcutaneous tissue in sufficient quantity to cause tumefaction. 2. An echymosis. [Gr., *ekchymoma*, the shedding of blood and leaving it underneath the skin.]

echymosis (ek-kim-o'sis). An extravasation of blood larger than a petechia in the skin or mucous membranes during life. [Gr., *ekchymosis*, the shedding of blood and leaving it under the skin, from *ek*, out, + *chymos*, juice.]

echymotic (ek-kim-o'tik). Of the nature of echymosis.

ecchyliosis (ek-sil-e-o'sis). 1. Evolution. 2. A disease of development. [Gr., *ekchyliein*, to roll out.]

edemic (ek-dem'ik). Arising from a cause foreign to the locality, and not attacking the masses of the people; said of diseases. [Gr., *ekdemos*, foreign.]

ecgonin (ek'go-nin). An artificial alkaloid, $C_8H_{12}NO_3 + H_2O$, produced by the decomposition of cocaine.

echidnin (e-kid'nin). A toxalbumen obtained from viper's venom, which acts locally. [Gr., *echidna*, viper.]

echidnotoxin (e-kid-no-tok'sin). A toxalbumen obtained from viper's venom, which is general in its reaction.

Echinacea (ek-in-a'se-ah). A genus of composite plants. **E. angustifolia**. A species growing on prairies and in marshes throughout the United States. Its medicinal value is not established. [Gr., *echinos*, the hedgehog.]

echino-. Combining form of the Gr., *echinos*, a hedgehog or sea-urchin, denoting something prickly.

Echinococifer (ek'in-o-kok'sif-er). Of Weinland, a division of the genus *Taenia*, including those forms in which "the heads arise in special brood capsules." See *Taenia echinococcus*. [Gr., *echinos*, hedgehog, + *kokkos*, berry, + Lat., *ferre*, to bear.]

echinococcosis (ek-in'o-kok-ko'sis). Infection from the echinococcus.

echinococcus (ek-in-o-kok'us). Syn.: *cysticercus*, *hydatid cyst*. The larval

stage of the *Taenia e.* after it has penetrated into some tissue of its host. **e. cysticus fertilis**. The brood capsules found in domestic animals. **e. cysticus sterilis**. The cyst from the developing *e.* found in the liver of cattle. **e. disease**. The disturbance of the system by the presence of echinococci, especially in the liver. **e. granulosus**. See *Taenia echinococcus*, under *tenia*. **e. hominis**. See *e. granulosus*. **e. hydatidosis**. The daughter cysts which develop from the mother cyst in human beings. **e. multilocularis**. A parasite causing a multilocular hydatid disease with colloid contents in the brain, liver, spleen, and kidneys of man. **e. osteoklaster**. See *e. multilocularis*. [Gr., *echinos*, hedgehog, + *kokkos*, berry.]

Echinops sphaerocephalus (ek-e'nops sfer-o-sef'al-us). The globe thistle; a species growing in dry, stony places in southern and central Europe. The leaves were formerly used as a laxative and diuretic, and the seeds as a diuretic. [Gr., *echinos*, the hedgehog, + *ops*, appearance.]

Echinorhynchus (ek-in-o-rin'kus). A genus of the *Acanthocephala*, family *Echinorhynchidae*. **E. capre**. See *Pentastoma taenioides*. **E. gigas**. A species, sometimes about 50 cm. long, marked with transverse striae, having a globular proboscis with from 6 to 8 hooks and a pointed extremity. It is found in the intestines of swine and occasionally in man. **E. hominis**. A species about 6 mm. long, with a globular proboscis having 12 hooks. It has been found in the small intestines of man and is considered by some to be a sexually immature specimen of *E. gigas* or some other species. [Gr., *echinos*, the hedgehog, + *rygchos*, the snout.]

echinulate (ek-in'u-lat). A term used in bacteriology to describe a colony having a periphery beset with prickles of a small size. [Lat., *echinulus*, a small hedgehog.]

echo (ek'o). A sound repeated by reflection from some obstructing surface. Used as a prefix to indicate repetition or imitation. **e. speech**. See *echolalia*. [Gr., *echo*.]

echolalia (ek-o-lal'e-ah). Syn.: *dysphrasia imitatoria*. Of Romberg, the repetition by imbeciles of questions put to them. [Gr., *echo*, a sound, + *lalia*, prattle.]

echometer (ek-om'et-er). An instrument for measuring the duration, etc., of sounds. [Gr., *echo*, a sound, + *metron*, a measure.]

echopathies (ek-op'ath-ēs). Forms of nervous disease in which the patient spasmodically and quite involuntarily repeats words heard or actions seen by him. [Gr., *echo*, an echo, + *pathos*, disease.]

echophony (ek-of'o-ne). On auscultation of chest an echolike sound after speaking.

echopraxia (ek-o-prak'sia). Same as *echopathies*.

echugin (ek'u-jin). 1. A poisonous mass prepared from the *Adenium boehmianum*

- of southwestern Africa. 2. A crystalline glucosid obtained from *e.* (1st def.). It arrests the heart in systole.
- Eck's fistula.** A f. made between the portal veins and the inferior vena cava, the result being that the blood of the portal vein passes directly to the heart without traversing the liver. [Gottlieb Wilhelm Eck, Prussian physician, 1705-1848.]
- ecclampsia** (ek-lamp'se-ah). An acute toxemia occurring in the pregnant woman, usually characterized by clonic and tonic convulsions, during which there is loss of consciousness followed by more or less prolonged coma. The term was formerly used to signify convulsions occurring in children and in adults irrespective of cerebral disease. Degenerative changes are also found in the liver, kidneys, heart and brain. **albuminuric e.** E. due to or associated with albuminuria. **e. gravidum.** See *puerperal convulsions*, under *convulsion*. **e. parturientium, e. puerperalis.** See *puerperal convulsions*, under *convulsion*. **puerperal e.** See *puerperal convulsions*, under *convulsion*. **uremic e.** E. due to suppression of urine and consequent uremia. [Gr., *eklampein*, to burst forth violently.]
- ecclamptic, eclampsic** (ek-lamp'tik, ek-lamp'sik). Pertaining to, of the nature of, or affected with eclampsia.
- ecclamptism** (ek-lamp'tizm). A morbid condition accompanied by headache and impairment of vision and apt to result in convulsions, attributed to retention of excrementitious matter.
- eclectic** (ek-lek'tik). In therapeutics, professing not to be governed by any general theory or system of practice, but to select from all systems that which most conforms to reason and experience; as a n., a medical practitioner who so professes. [Gr., *eklektikos*, selective, from *eklegein*, to select.]
- ecmetropia** (ek-me-tro'pe-ah). Of Dixon, ametropia. [Gr., *ekmetros*, beyond the normal limit, + *opsis*, sight.]
- ecnesia** (ek-ne'ze-ah). A form of amnesia in which the patient remembers occurrences prior to a certain date, but not what happened for a certain time afterward. [Gr., *ek*, out of, + *mnesis*, remembrance.]
- ecology** (e-kol'o-je). The study of the life, history and surroundings of an organism. [Gr., *oikos*, house, + *logos*, treatise.]
- ecomania** (e-ko-ma'ne-ah). An abnormal family complex reaction seen in extremely irritable and in psychotic, chiefly paranoid, individuals. [Gr., *oikos*, house, + *mania*, madness.]
- economy** (e-kon'o-me). The harmonious working of the component parts of a living organism; as commonly used, the organism itself. **animal e.** The e. of an animal organism. **medical e.** The collection of rules observed in the practice of medicine and surgery. [Gr., *oikos*, a household, + *nemein*, to govern.]
- ecphronia** (ek-fro'ne-ah). Insanity. [Gr., *ekphronein*, to be out of one's mind.]
- ecphyma** (ek-fi'mah). Pl. *ecphymata*. An excrescence, an outgrowth. An obsolete term for a pimple or blister. [Gr., *ekphyma*, an eruption of pimples.]
- ecphysis** (ek-fis'es-is). 1. Panting. 2. Forcible expiration. [Gr., *ekphysisis*.]
- ecphysis** (ek'fi-sis). Germination, sprouting. [Gr., *ekphysisis*.]
- ecplexia, ecplexis** (ek-plex'e-ah, ek-plex'is). Stupor from consternation or a blow. [Gr., *ecplexia, ekplexis*.]
- écraseur** (a-krah-zer'). An instrument for effecting the gradual and bloodless division of tissues by crushing them by means of a loop of chain, wire, or cord which, having been made to encircle them, is slowly tightened by a screw or rack and pinion mechanism in the handle. [Fr., *écraiser*, to crush.]
- ecstasy** (ek'sta-se). A state in which the mind is rapt or carried away beyond the reach of ordinary impressions. The term is often used for the exalted condition of mind which sometimes immediately precedes death. [Gr., *existanai*, to put out of place.]
- ecstrophy** (ek'stro-fe). A turning inside out, as e. of the bladder. [Gr., *ekstrophe*, from *ek*, out of, + *strophein*, to turn.]
- ec'tal.** Pertaining to the exterior, especially of a cell. [Gr., *ektos*, out of.]
- ectasia** (ek-ta'zhe-ah). A local dilatation of a channel containing fluid, as lymph varices, aneurisms, and diverticula. [Gr., *ek*, out, + *teinein*, to stretch.]
- ectasis** (ek'ta-sis). Extension, distension, dilatation, prominence, bulging. **e. annularis.** Annular staphyloema, usually confined to the ciliary region. **e. corneae.** See *staphyloema corneae*, under *cornea*. [Gr., *ektasis*.]
- ectatic** (ek-tat'ik). Distensible.
- ecthol** (ek'thol). A proprietary preparation of *Thuja occidentalis* and *Echinacea angustifolia*, said to be antiseptic and aphrodisiac.
- ecthyma** (ek-thi'mah). An ulcerative pustular lesion of the skin, resulting from infection. It is to be classed as a dermatological process rather than a distinct disease. An infected abrasion of the skin, for example, forms an ecthymatous ulcer. **e. scrofulosum.** Scrofulous e.; the form observed in scrofulous subjects. [Gr., *ekthyma*, from *ekthyein*, to break out.]
- ecthyrosis** (ek-thi-re-o'sis). Loss of thyroid function from absence or disease. [Gr., *ek*, out, + *thyroid*.]
- ecto-** A prefix representing the Gr., *ekto-*, the stem of the adv. *ektos*, outside.
- ectoblast** (ek'to-blast). See *ectoderm*. [Gr., *ektos*, external, + *blastos*, sprout.]
- ectocardia** (ek-to-kar'de-ah). A malformation in which the heart is out of its normal position. [Gr., *ektos*, outward, + *kardia*, the heart.]
- ectocyst** (ek'to-sist). The cuticular structureless layer which lies immediately beneath the outer cyst, derived from the surrounding tissues, of an *echinococcus*. [Gr., *ektos*, outward, + *kystis*, a bag.]
- ectoderm** (ek'to-derm). The epiblast. [Gr., *ektos*, external, + *derma*, skin.]

ectogenous (ek-toj'en-us). Capable of development independently of a host; said of organisms, especially microorganisms, that are usually parasitic. [Gr., *ektos*, outward, + *gennan*, to engender.]

ectomere (ek'to-mēr). One of the ectodermal blastomeres. [Gr., *ektos*, outer, + *meros*, part.]

ectopagus (ek-top'a-gus). A form of monstrosity in which two individuals are fused laterally by the thorax and have but one umbilical cord. [Gr., *ektos*, outward, + *pegunai*, to fix.]

ectoparasite (ek-to-par'as-it). An external parasite, one that lives on the surface of its host. [Gr., *ektos*, outward, + *parasitos*, a parasite.]

ectophylaxination (ek''to-fi-lak-sin-a'-shun). The process of rendering immune by the transference of a protective substance formed in the body of one animal to the body of another.

ectophyte (ek'to-fit). A vegetable ectoparasite. [Gr., *ektos*, outward, + *phyton*, a plant.]

ectopia (ek-to'pe-ah). Dislocation, displacement; a morbid or developmental anomaly of situation of an organ. **e. ani**. 1. Prolapse of the anus. 2. An unnatural situation of the anus. **e. bulbi**. See *e. oculi*. **e. cerebri**. Protrusion of a great portion of the brain from the skull. **e. cordis**. Displacement of the heart. **e. lentis**. Dislocation of the crystalline lens from the lenticular fossa, from rupture or lack of development of the suspensory ligament. It may be congenital or acquired. **e. oculi**. A condition of arrested development in which there is no brain, and in which the vault of the skull is almost entirely wanting, the frontal bone and orbits are stunted, and the greater part of the eyeball projects uncovered. **e. pupillae**. The condition in which the pupil occupies a decidedly eccentric position in the iris. **e. tarsi**. A peculiar form of congenital defect of the lid, described by Blasius and Fleischmann, in which the ectropion is caused by a separation of the tarsus from the rest of the lid, and a second lid is developed between the latter and the eyeball. **e. testis**. A condition in which the testicle occupies any abnormal situation. **e. testis abdominalis**. The condition in which the testicle either remains in the abdominal cavity or has descended more or less into the inguinal canal and been arrested there. **e. testis cruralis**. The condition in which the testicle has descended through the femoral canal. **e. testis inguinalis**. Arrest of the testicle in the inguinal canal. **e. testis perinealis**. Displacement of the testicle beneath the skin of the perineum. **e. vesicae**. Displacement or ectrophy of the urinary bladder. [Gr., *ektōpos*, out of place.]

ectopic (ek-top'ik). Anomalous in situation; out of place, as *e. pregnancy*, pregnancy not in the uterus. [Gr., *ektōpos*, out of place.]

ectoplasm (ek'to-plazm). The exterior, denser portion of a cell. [Gr., *ektos*, without, + *plasma*, a thing formed.]

ectospore (ek'to-spōr). An external spore. [Gr., *ektos*, outward, + *spora*, a seed.]

ectosteal (ek-tos'te-al). Pertaining to the surface of a bone, especially to ossification taking place on the surface. [Gr., *ektos*, external, + *osteon*, a bone.]

ectosteomyces (ek-to-ste-om'is-es). A fungous outgrowth from a bone. [Gr., *ektos*, outward, + *osteon*, a bone, + *mykes*, a fungus.]

ectosuggestion (ek''to-sug-jes'chun). Suggestion from without; the opposite of autosuggestion. [Gr., *ektos*, without, + *suggestion*.]

ectoxemia (ek-tox-e'me-ah). Toxemia originating outside of the original. [Gr., *ektos*, outer, + *toxemia*.]

ectozoön (ek-to-zo'on). A parasitic animal that infests the outer integument of the body. [Gr., *ektos*, outward, + *zoön*, an animal.]

ectrimma (ek-trim'ah). A bedsore, or friction ulceration.

ectrodactylism (ek-tro-dak'til-izm). A congenital malformation consisting in the absence of one or more fingers or toes. [Gr., *ektroma*, an abortion, + *daktylos*, a finger or a toe.]

ectrogeny (ek-troj'en-e). A malformation consisting in a lack or defective development of a part. [Gr., *ektroma*, an abortion, + *gennan*, to engender.]

ectropion, ectropium (ek-tro'pe-on, ek-tro'pe-um). Partial or complete eversion of a part; generally applied to a turning out of the inner surface of the eyelid, more commonly the lower lid. Occasionally, applied to a turning out of the inner surface of the lower lip. [Gr., *ektropion*, from *ektrepein*, to turn out.]

eczema (ek'ze-mah). Syn.: *salt rheum*, *tetter*, *humid tetter*, *scall*, *scald*, *heat eruption*. A non-contagious inflammatory disease of the skin, sometimes acute, more often chronic, attended with itching, with desquamation or loss of the cuticle, and usually with the exudation of a serous or seropurulent fluid, either beneath the cuticle or upon the denuded surface. The lesions vary with the stage and character of the case, and include erythema, papules, vesicles, pustules, erosions, fissures, scales, crusts, and thickening of the skin due to hyperplastic changes. The varieties of *e. are*: *e. craquette*, *e. intertrigo*, *e. madidans*, *e. marginatum*, *e. papillomatousum*, *e. rhagadiforme*, *e. rimosum*, *e. rubrum*, *e. rubrum scrofulosorum*, *e. sclerosum*, *e. seborrheicum*, *e. squamosum*, *e. tuberculatum*, *e. verrucosum*. **e. mercuriale**. A form of *e.* produced by the application of mercury to the skin. [Gr., *ekzein*, to boil out, to boil over.]

Eddyism (ed'e-izm). The cult known also as Christian science, from the name of its founder, *Mary Baker Glover Eddy*, an American religious teacher, 1821-1910.

Ed'ebohl's operation. Decapsulation of the kidney for the mitigation of nephritis. [George M. Edebohl, New York surgeon, 1853-1908.]

edema (e-dē'mah). An effusion of watery fluid into the tissue of a part. **acute circumscribed e.** A disease characterized by the occurrence of circumscribed, isolated, edematous swellings, frequently upon the face but sometimes in other parts. **angioneurotic e.** E. due to vasomotor disturbance. **collateral e.** E. caused by transudation of serum due to increased lateral pressure in the capillaries. **e. bullosum vesicae.** E. of the bladder, characterized by clear vesicles with white particles floating between them. **e. of the glottis.** A serous infiltration into the laryngeal submucosa, that may extend to the epiglottis or the muscles and tissues of the neck. It is accompanied with alteration or loss of voice, dyspnea, cough, and a sense of suffocation. **flying e.** Temporary swellings due to effusion of fluid. **inflammatory e.** A serous exudation into inflamed tissue. **malignant e.** A form of infection affecting the skin, and characterized by great edematous infiltration, being caused by the bacillus of malignant edema. **pulmonary e.** Transudation of serum into the pulmonary air vesicles, accompanied by dyspnea and expectoration. **purulent e.** See *purulent infiltration*, under *infiltration*. **rheumatic e.** E. due to the rheumatic diathesis. **salt e.** E. produced by increase of sodium chlorid in the diet. [Gr., *oidema*, a swelling.]

edematous (e-dem'at-us). Affected with, or pertaining to, edema.

edentate (e-den'tāt). 1. Characterized by the absence of incisor and canine teeth. 2. Belonging to the order *Edentata*. [Lat., *edentatus*, from *edentare*, to render toothless.]

edentulous (e-den'tu-lus). Having no teeth; toothless. [Lat., *edentulus*, toothless.]

editus (ed'it-us). 1. A discharge of excrement. 2. Excrement. [Lat., *edere*, to emit.]

e'duct. A substance extracted from vegetable matter unchanged.

eff'ent (ef'fer-ent). Carrying or leading out of; said of nerves, vessels, or ducts. An efferent nerve is one which conveys its impulses from the nerve centers to a peripheral tissue. [Lat., *eff'rens*, from *eff'erre*, to bring out of.]

effervescence (ef-fer-ves'ens). The frothing of a liquid from the rising of little bubbles of gas. [Lat., *effervescere*, to boil over.]

effl'ation (ef-fla'shun). The act of belching. [Lat., *efflare*, to blow out.]

effleu'rage (ef-lu-rahzh'). Stroking movements in massage. [Fr.]

efflorescence (ef-flo-res'ens). 1. A rash or eruption on the skin. 2. The process of producing flowers or bursting into flowers. The period of flowering. 3. A condition which certain crystalline bodies tend to assume, in which they give off

their water of crystallization spontaneously at ordinary temperatures and are converted into an amorphous mass. [Lat., *efflorescere*, to bloom.]

effluent (ef'flu-ent). That flows forth. [Lat., *effluens*, pr. ppl. of *effluere*, to flow out.]

effluvium (ef-flu've-um). Pl. *effluvia*. An exhalation affecting the sense of smell. In modern use a noxious or disgusting odor. [Lat., *ex*, out, + *fluere*, to flow.]

ef'flux. A flowing out. [Lat., *effluxus*.]

effusion (ef-fu'shun). The escape of blood serum or pus into the tissues. The material which has so escaped. [Lat., *effusio*, a pouring out.]

egesta (e-jes'tah). The natural excretions or evacuations of the body, such as urine and feces. [Lat., *egerere*, to carry out.]

egestion (e-jest'shun). The expulsion of material, especially from the bowels. [Lat., *egerere*, to carry out.]

egg albumin. The albumin of the white of a hen's egg, consisting mainly of two glucoproteids, or albumin and conalbumin. The first of these has been obtained in a crystalline form.

eggshell nails. A condition of the nails in which they are thin with a distinct tendency to upward curving and separation of the nail plate from the matrix at the free border. When separated from the nail bed, the nail has the characteristic purplish-white hue of the inner surface of a hen's egg.

egilops (e'jil-ops). Perforating abscess of the inner canthus.

egomania (e-go-ma'ne-ah). Morbid self centering. [Gr., *ego*, I, + *mania*, madness.]

egophony (e-gof'o-ne). A morbid modification of the sound of the voice as heard on auscultation, of a tremulous character supposed to resemble that of the bleating of a goat; heard in cases of pleurisy with effusion and in certain cases of pneumonia complicated with pleurisy. [Gr., *aix*, (*aig-*), a goat, + *phone*, the sound of the voice.]

Ehrlich's diazo-reaction. Consists of treating the urine with diazobenzene sulphonic acid in solution and then adding a solution of either soda or ammonia. Normal urine gives a yellow or orange color, but certain pathological urines, e. g., typhoid urine, give a primary yellow coloration with a secondary red coloration upon the addition of ammonia. A red colored froth is formed at times which may turn yellow. **E. reaction for diazo-bodies in urine**, see in *appendix*, page 894. **E's side-chain theory.** A t. which embraces the various phenomena of immunity, including the formation of *antitoxins*, *cytolysins*, *agglutinins*, *opsonins*, *precipitins*, and other similar substances. It assumes the presence of complex organic molecules in the body cells, consisting of central groups to which lateral groups or *side-chains* are attached. These lateral chains are called *receptors* and they combine with the haptophore group

of toxins, cytolytins, opsonins, and other such materials. When the receptors are appropriated by the haptophore group of the toxins, cytolytins, etc., other receptors are formed by the central molecular group of cells, and if this stimulation is continuous, these receptors are produced in excessive amounts and are liberated in the blood as antitoxins, agglutinins, opsonins, and cytolytins, or amboceptors. These liberated receptors are called receptors of the first order, if they only possess one combining group, as with the antitoxins; receptors of the second order, if they contain two sets of combining groups, as with agglutinins and precipitins; and receptors of the third order if they contain groups of molecules making three sets of combinations, namely, with the haptophore and zymophore group of the complement and the haptophore group of the bacterial or body cells. The last variety of receptor is represented by the amboceptor, which is concerned in bacteriolysis and general cytolysis. These free receptors are also called haptins or antibodies.

Eichhorst corpuscle. Small spherical bodies, 3-3.5 mm. in diameter, found in the blood of persons suffering from pernicious anemia. [Hermann Eichhorst, Swiss physician, born 1840.]

eidoptometry (i-dop-tom'et-re). The determination of the acuity of vision. The process consists in determining the smallest angle under which the eye is still able to recognize the form of objects. [Gr., *eidos*, form, + *optein*, to see, + *metron*, a measure.]

elgon (i'gon). A chemical compound of iodine and albumin. Three forms have been introduced as remedies: *alpha-e.*, a brown powder containing about 20 per cent. of iodine; the same in combination with sodium; and *beta-e.*, in which the albumin is predigested. They have been used internally instead of potassium iodide and as substitutes for iodoform.

eloid (i'loyd). Having a coillike structure; said of certain animals. [Gr., *eilein*, to coil, + *eidos*, resemblance.]

Eimeria (i-me're-ah). A genus of the order *Coccidea*, of the phylum *Telosporidia*. **E. hominis.** A species found in the pleural exudate in man. See under *Coccidium*. **E. stiedae.** The common species found in the liver of rabbits.

eisodic (is-od'ik). Centripetal; said of the nerve fibers of a reflex arc. [Gr., *eis*, into, + *odos*, a path.]

ejaculation (e-jak-u-la'shun). The act of casting or throwing out forcibly, especially the emission of semen. [Lat., *ejaculari*, to throw out.]

ejaculator (e-jac-u-la'tor). See *table of muscles*, under *muscle*.

ejaculatory, ejaculant (e-jak'u-la-to-re, e-jak'u-lant). Serving for, or pertaining to, ejaculation, especially that of semen.

ejecta (e-jek'tah). Matters cast out from the organism.

eka-iodoform (e''kah-i-o'do-form). Iodoform to which a small amount of para-

formaldehyd has been added; used as a germicid.

elaboration (e-lab-o-ra'shun). The preparation of a product from crude material (as of a secretion, of chyme, etc.). [Lat., *elaborare*, to work out.]

elaidate (e-la'id-at). A salt of elaidic acid. **elaidin** (e-la'id-in). A substance, $C_{17}H_{31}O_2$, isomeric with olein, obtained by treating olive oil or castor oil with nitric acid.

el'ain. See *olein*.

elaiodon (el-a'i-od-in). The fluid part of a volatile oil.

elan'ula. An old name for a very hard form of alum, resembling iron.

elas'tica. Para rubber [U. S. Ph.].

elas'tic band'age. A bandage susceptible of being stretched. The Esmarch e. b. is made of flat rubber tissue, about three inches wide and long enough to cover the foot, leg, and thigh of a large adult when applied in a spiral beginning at the toes.

e. skin. A rare condition in which the skin, without other changes, possesses abnormal elasticity. The ordinary examples of the condition are the "india-rubber" men, who exhibit themselves as freaks. **e. stocking.** A stocking made of webbing of cotton or silk combined with rubber, contrived to fit snugly over the foot, ankle, leg, knee, or thigh, the whole or a part of them, and to exert continuous pressure on the surface. **e. tissue in sputum, how to recognize,** see in *appendix*, page 902.

elas'tin, elas'ticin. The proteid constituent of connective tissue. It occurs most abundantly in the cervical ligament and is quite resistant to the action of chemical agent. **e. peptone.** One of the two chief hydrolytic products obtained in the digestion of e. by pepsin and hydrochloric acid, and also by superheating with water.

elaterin (e-lat'er-in). The purgative principle of elaterium, $C_{20}H_{28}O_5$ [U. S. Ph.]. **pulvis elaterini compositus.** A mixture of 1 part of e. with 40 parts of milksugar [Br. Ph., 1898]. **trituration elaterini.** Consists of 10 per cent. of e. with sugar of milk [U. S. Ph.]. [Lat., *elaterinum*.]

elaterium (e-lat'e-re-on). 1. A purgative. 2. See *Elaterium*.

elaterite (el-at'er-it). Mineral caoutchouc or "mineral resin."

Elaterium (el-at'e-re-um). 1. A genus of cucurbitaceous plants indigenous to tropical America, especially Mexico and Venezuela. 2. The sediment from the juice of the fruit of *Ecballium e.* It is a hydragogue cathartic [Br. Ph.]. **Clut-terbuck's e.** E. obtained from the fruit of *Ecballium e.*, when sliced. It is more active than the commercial e. and a violent purgative. [Gr., *elaterion*.]

elaterometer (el-at'er-om'et-er). An instrument for measuring the elasticity of gases. [Lat., *elaterometrum*.]

el'bow. The joint formed by the arm and the forearm [B. N. A., *cubitus*]. **flail (paralytic) e.** Paralysis of all the muscles that should effect motion at the e.

without necessarily paralysis of those of the hand. [Ang.-Sax., *eln*, forearm, + *boga*, bend.]

el'der. See *Sambucus*.

elecampane (el'e-kam-pān'). See *Inula*.
elective. Optional, brought about by or subject to a choice; in chemistry, showing a preference. [Lat., *electivus*.]

electivity (e-lec-tiv'it-e). The capability of exerting an elective action.

electrical (e-lek'trik-al). Pertaining to, caused by, or resembling electricity; as a n., a body capable of being electrified, a non-conductor of electricity, a substance which exhibits electrical properties on friction. [Lat., *electricus*.]

electricity (e-lek-tris'it-e). A form of energy obtained usually by friction of certain substances (frictional or static e.); or by chemical action, as in the case of the galvanic cell (galvanic or voltaic e.). On the theory that matter is composed, ultimately, of negatively charged electric particles, the *electrons*, a charge of e. is due to the accumulation of an excess of negatively charged electrons or to the loss of electrons leaving a positive charge.

animal e. E. manifested in the physiological action of an animal organism.

atmospheric e. E. resident in the atmosphere. **faradic e.** See *induced e.*

franklinic e. See *static e.* **frictional e.** Static e. generated by friction, as of

glass or some resinous body with flannel, fur, or the like; also static e. in general.

galvanic e. The e. developed by a galvanic cell and due to the chemical action of the electrolyte on the metal forming the positive plate. **induced e.** The e.

induced in a conductor by a charge carried by a neighboring conductor, when the two are separated by a layer of air.

As usually obtained, a galvanic current is sent into a coil of insulated wire, the primary coil, and the appearance or disappearance of the change in this coil induces a charge of high tension in a second coil, the secondary coil, brought near to it. **magnetic e., magneto-e.** The induced e. generated by means of a magneto-electric apparatus. **medical e.** E. generated by an apparatus provided with accessories for regulating its application for medical purposes. **negative e.** The charge of electricity due to accumulation of an excess of negatively charged electrons. **positive e.** The charge of e. due to loss of some of the negative electrons, thereby leaving the substance with a positive charge. **resinous e.** The form of static e. generated by friction of a resinous body. **static e., statical e.** Syn.: *franklinism*. E. in a state of high tension, produced by friction, pressure, or cleavage, and accumulated on the surface of an insulated conductor. Two kinds of static e. are distinguished: *vitreous* (or *positive*) e. and *resinous* (or *negative*) e., both being supposed to reside in equal amounts in non-electrified bodies and to neutralize each other. **thermo-e.** The e. generated by heating a thermo-electric couple. **vitreous e.** The form of e.

generated by friction of glass. **voltaic e.** See *galvanic e.* [Gr., *elektron*, amber, because a manifestation of the rubbing of amber.]

electrifiable (e-lek'tri-fi-able). Capable of being electrified.

electrification (e-lek-tri-fi-ka'shun). The act or process of electrifying.

electrify (e-lek'tri-fi). To charge with electricity, especially with static electricity.

electrization (e-lek-triz-a'shun). 1. See *electrification*. 2. The application of electricity to a body; in medicine, the transmission of an electrical current through the body or any portion of it.

electro- Combining form of Gr., *elektron*, used to mean electricity.

elec'tro-anesthe'sia. Anesthesia produced by electricity.

electrobiology (e-lek'tro-bi-ol'o-je). The science which treats of animal electricity.

electrobioscopy (e-lek'tro-bi-os'ko-pe). An examination with electricity to ascertain whether life is extinct.

electrocardiogram (e-lek'tro-ka'r'de-o-gram). A record of the electromotive changes in the heart in a single cardiac cycle.

electrocardiograph (e-lek'tro-ka'r'de-o-graf). An instrument for registering electrical variations due to cardiac action.

elec'trocaus'tic. See *galvanocaustic*.

elec'trocau'tery. See *galvanic cautery*, under *cautery*.

elec'trochem'ical. Pertaining to electrochemistry; also of or pertaining to the chemical decomposition produced by electricity.

elec'trochemis'mus. The doctrine that all chemical action is due to electricity.

elec'trochem'istry. Electricity in its relations to chemistry. That branch of science which relates to the chemical effects of electricity.

elec'troconductiv'ity. Capacity for conducting electricity.

electrocution (e-lek-tro-ku'shun). A contraction of *electrical execution*. Judicial execution by means of electricity.

electrode (e-lek'tröd). 1. Either pole of an electric battery. 2. In medicine, that terminal of any electrical apparatus which is designed to be applied to the patient's body. **active e.** In electrodiagnosis, that e., small in size, which is applied to the immediate neighborhood of the part to be affected by the electricity. **brush e.** An e. consisting of a wire brush; commonly used with the faradic current.

cataphoric e. An e. specially devised for the use of cataphoresis (anodal diffusion); so constructed as to secure the passage of the electrical current from the positive pole through a medicinal solution as it enters the body. **diffusion e.** An e. devised for the use of cataphoresis, constructed to secure the passage of the electrical current from the positive pole through a medicinal solution as it enters the body. **franklinic e.** A metallic conductor attached to a static electrical machine, and designed for the application of sparks and of other forms of static

discharge. **hairbrush e.** An e. in the form of a hairbrush; designed especially for application to the scalp. **indifferent e.** In electrodiagnosis, that e., of large size, which is applied at some point (indifferent point) remote from the part designed to be affected by the electric current. **non-polarizable e's.** E's designed to prevent the phenomenon of polarization, that is, the accumulation of gas at the electrodes. They consist of a metal immersed in a salt of the metal, e. g., a zinc bar in a saturated solution of zinc sulphate. **normal e.** Of Erb, an e. having a constant cross section of 10 square centimeters; proposed as a suitable standard in applying electrical currents to the body. **roller e.** An e. consisting of a roller, designed to be passed over a surface to be electrized. **unpolarizable e.** See *non-polarizable e.* [Gr., *elektron*, amber, + *odos*, a path.]

elec'trodeposition. Depositing by electrical energy. [Gr., *elektron*, amber, + Lat., *deponere*, to deposit.]

elec'trodiag'nosis. The making of a diagnosis by the study of the nervous, muscular, or secretory electrical reactions.

elec'trodiagnos'tic. Of or pertaining to electrodiagnosis.

elec'trodynam'ic, elec'trodynam'ical. Pertaining to electric force or to electro-dynamics.

electrodynamics, electro-dynamism (e-lek''tro-di-nam'iks, e-lek''tro-di-nam'ism). Of Oersted and Ampère, the science of the reciprocal action of electrical currents, magnets, etc.

electrodynamometer (e-lek''tro-di-nam-om'et-er). An instrument for the electromagnetic measurement of an electric current. [Gr., *elektron*, amber, + *dynamis*, force, + *metron*, a measure.]

elec'trogalvan'ic. See *galvanic*.

electro-galvanism (e-lek''tro-gal'van-ism). See *galvanism*.

electro-galvanometer (e-lek''tro-gal-van-om'et-er). A galvanometer for measuring the amount or intensity of electricity.

electrogenesis (e-lek''tro-jen'es-is). The production of electricity.

electrogenic (e-lek''tro-jen'ik). Productive of electricity (said of animal tissues in general, and particularly of the electrical apparatus of certain fishes).

electrokinetics (e-lek''tro-kin-et'iks). 1. The science or study of current electricity (galvanism). 2. The science or study of electricity as a source of mechanical motion.

elec'trokinet'ik. See *electromotive*.

electroly-sability (e-lek''tro-li-sa-bil'it-e). Capability of electrolysis.

electrolysis (e-lek-trol'is-is). Of Faraday, chemical decomposition accomplished by means of electricity. [Gr., *elektron*, amber, + *lyein*, to resolve.]

electrolyte (e-lek'tro-lit). A body capable of undergoing electrolysis.

electrolyt'ic. Pertaining to electrolysis.

electrolyza'tion. See *electrolysis*.

elec'trolyze, elec'trolyse. To decompose by electricity.

elec'tromag'net. A piece of soft iron rendered magnetic so long as an electrical current is passed through a coil of wire surrounding it.

electromagnetic (e-lek''tro-mag-net'ik). 1. Pertaining to electromagnetism. 2. Rendered magnetic by electricity.

elec'tromagnet'ics. The science dealing with the properties of electromagnets.

electromag'netism. The science of the mutual relations of electricity and magnetism.

elec'tromas'sage. Massage combined with the application of electricity.

elec'tromed'ical. Pertaining to the use of electricity and medicine.

elec'tromedica'tion. 1. Medical treatment with electricity. 2. The introduction of medicines into the organism by means of electricity.

electrometer (e-lek-trom'et-er). An instrument for detecting the presence or measuring the quantity, intensity, etc., of an electrical current or electrical charge.

capillary e. An instrument for measuring the intensity of an electric current by the movement of a heavy column contained in a capillary glass tube. [Gr., *elektron*, amber, + *metron*, a measure.]

elec'tromet'ric, elec'tromet'rical. Pertaining to electrometry.

electromotion (e-lek''tro-mo'shun). Mechanical action produced by electricity.

elec'tromo'tive. Pertaining to or productive of electromotion.

elec'tromo'tor. 1. See *electromotive*. 2. As a n., a machine whose motive power is electricity.

electron (e-lek'tron). Amber. The name given to the ultimate electrical particles of which all matter is supposed to be composed. They are supposed to be negatively charged. The hydrogen atom is estimated to contain 770 e's. [Gr., *elektron*.]

elec'troneg'ative. Possessed of a negative charge of electricity.

elec'tropathol'ogy. The investigation of pathological conditions by ascertaining the electrical reaction of muscles, nerves, etc.

electrophone (e-lek'tro-fôn). See *telephone*. [Gr., *elektron*, amber, + *phone*, sound.]

electrophorus (e-lek-trof'o-rus). An apparatus for collecting static electricity by induction. [Gr., *elektron*, amber, + *phoros*, bearing.]

elec'trophys'ics. The portion of the general science of physics which deals with electricity.

elec'trophysiol'ogy. Of Duchenne, the study of facial expression and of character by the localized faradization of the muscles of the face.

elec'trophysiol'ogy. The study of the electrical phenomena exhibited by living tissues in activity.

elec'tropos'itive. Possessed of a positive charge of electricity.

elec'tropoten'tial. The extent of the potential or charge carried by any surface.

electropyrometer (el-ek''tro-pi-rom'et-er). An apparatus for measuring high degrees

- of temperature by means of a galvanometer. [Gr., *elektron*, amber, + *pyr*, fire, + *metron*, a measure.]
- electroscope** (e-lek'tro-skōp). An apparatus for detecting the presence of static electricity. **gold leaf e.** An e. consisting essentially of two strips of gold leaf suspended from a metallic rod which is inclosed in a glass case. On touching the metallic rod with an electrified body, the strips of gold leaf become electrified and diverge. [Gr., *elektron*, amber, + *skopein*, to view.]
- electroscopy** (e-lek-tros'kop-e). The use of the electroscope. [Gr., *elektron*, amber, + *skopein*, to examine.]
- elec'trosensibility**. The degree of sensitiveness of the body to the application of electricity.
- electrostatic** (e-lek'tro-stat'ik). Pertaining to electrostatics or to static electricity.
- electrostatics** (e-lek'tro-stat'iks). The science of static electricity.
- elec'trosusceptibility**. Susceptibility to electricity.
- elec'trosyn'thesis**. Chemical synthesis produced by electricity.
- electrothanasia**, **electrothanosis** (e-lek'tro-than-a'se-ah, e-lek'tro-than-a-to'sis). Death by electricity. [Gr., *elektron*, amber, + *thanatos*, death.]
- elec'trotherapeu'tical**. Pertaining to electrotherapeutics.
- electrotherapeutics**, **electrotherapy** (e-lek'tro-ther-a-pu'tiks, e-lek'tro-ther-a-pe). The treatment of disease by means of electricity.
- electrothermancy** (e-lek'tro-ther-man-se). The science of the production of heat by means of electricity. [Gr., *elektron*, amber, + *thermāsis*, a heating.]
- elec'trother'mic**. Pertaining to electrothermancy.
- electrothermograph** (e-lek'tro-ther'mo-graf). An instrument to indicate the thermal variations in the different organs of the body, by means of the heat or electrical conductivity. [Gr., *elektron*, amber, + *therme*, heat, + *graphein*, to write.]
- electrotonic** (e-lek-tro-ton'ik). Pertaining to electrotonus.
- electrotonus** (e-lek-trot'o-nus). The condition of the electric potential in a nerve or muscle during the passage of a constant galvanic current through a portion of its extent. Also used to indicate the resulting effect on the irritability and conductivity of the tissue. [Gr., *elektron*, amber, + *tonos*, tension.]
- electrotropism** (e-lek-trot'ro-pizm). The reaction of cells or simple organisms to electrical influences. [Electric, + Gr., *tropē*, turning.]
- electrovagogram** (el-ek'tro-va'go-gram). The protographic record of the electrical changes in the afferent fibers of the vagus nerve. The nerve is cut in the neck and the electrodes from the galvanometer or electrometer are connected, one with the cut end and one with the longitudinal surface. The record shows changes synchronous with the respiratory movements and with the heart beat.
- elec'trum**. A native alloy of silver and gold containing more than 36 per cent. of the former metal. [Gr., *elektron*.]
- electuary** (e-lek'tu-a-re). A preparation of pasty consistency, made of powders or other medicinal substances intimately mixed with a saccharine material (syrup, honey, or the like). [Lat., *electuarium*, from *eligere*, to choose.]
- element** (el'e-ment). 1. In general, a simple ultimate constituent of a compound substance, structure, or organ; also any individual part or group of parts of a structure, process, or series of phenomena. 2. In chemistry, a substance that can not be resolved into dissimilar constituents. Thus far about 80 different chemical elements have been found. They are divided into *metals* and *non-metallic e's*. See *non-metals*, below. They have been arranged into a system according to the size of their atomic weights. See *periodic system*. 3. Of a galvanic battery, the substances immersed in the exciting liquid, or liquids, considered as a couple with the vessel containing them. 4. In the pl., the *e's*, a general term for the meteorological agencies at work upon the earth; of the ancients, fire, water, earth, and air. 5. In the pl., the rudiments of a science. **anatomic e's**. The ultimate structural e's into which the tissues may be resolved by the aid of the microscope, i. e., epithelial cells, connective tissue fibers and corpuscles (including bone cells and cartilage cells), muscular fibers, nerve fibers, nerve cells, and blood corpuscles and lymph corpuscles. See *cell*. **cellular e.** See *cell*. **chemical e.** See *e.* (2nd def.). **chromatic e.** See *chromatin*. **connective tissue e's**. See *connective tissue corpuscles*, under *corpuscle*. **contractile e's**. The fiber cells of muscle. **corpuseular e.** See *corpuscle*. **diad e.** A chemical e. with an atomicity equal to two. **earthly e.** An e. entering into the composition of an earth. **electronegative e.** 1. That e. of a galvanic couple which is decomposed by the exciting fluid and constitutes the negative pole. 2. A chemical e. having electronegative properties. See *electronegative*. **electropositive e.** 1. That e. of a galvanic couple which is the less affected by the exciting fluid and constitutes the positive pole. 2. A chemical e. having electropositive properties. See *electropositive*. **endothelial e's**. See *endothelial cell*, under *cell*. **epithelial e's**. See *epithelial cell*, under *cell*. **formative e's**. See *connective tissue corpuscle*, under *corpuscle*. **ganglionic e's**. See *nerve cells*, under *cell*. **haloid e.** See *halogen*. **hexad e.** A chemical e. having an atomicity of six. **histologic e's**. See *anatomic e's*. **lymph e's**. See *lymph corpuscles*, under *corpuscle*. **metallic e's**. See *metal*. **monad e's**. A chemical e. having an atomicity of one. **morphologic e's**. See *anatomic e's*. **nervous e's**. The anatomic e's composing the nervous system, essentially the nerve cells

and fibers. **non-metallic e.** Syn.: *metalloid*. An elementary body which differs from the metals in both physical and chemical properties. According to most chemists, the non-metallic e's are: *hydrogen, chlorine, bromin, iodin, fluorin, oxygen, sulphur, selenium, tellurium, nitrogen, phosphorus, antimony, arsenic, carbon, silicon, boron, vanadium, tantalum, niobium, tungsten and molybdenum*. **nuclein e.** See *chromatin*. **pentad e.** A chemical e. having an atomicity of five. **red corpuscular e's of the blood.** See *red blood corpuscles*, under *blood corpuscle*. **sarcous e's.** Of Bowman, the minute, anisotropic, quadrangular particles, which, joined side by side, form the dark bands or disks of a striated muscular fiber; they are supposed to be the proper contractile substance. **seminal e.** See *spermatozoid*. **Smee's e.** See *Smee's battery*. **structural e's.** See *anatomic e's*. **tetrad e.** An e. having an atomicity of four. **thermo-electric e.** See *thermo-electric couple*, under *couple*. **tissue e's.** See *anatomic e's* and *tissue cell*, under *cell*. **triad e.** A chemical e. having an atomicity of three. **vegetative e's.** The cells at the vegetative pole of the ovum. **Volta's e.** See *voltaic couple*, under *couple*. **wandering e's.** See *wandering cells*, under *cell*. [Lat., *elementum*.]

elementary. 1. Fundamental. 2. In chemistry, pertaining to the elements or of the nature of an element; in analysis, ultimate.

elementology. The study of elements.

elemi (el'em-e). A soft, yellowish white, aromatic, stimulating resin used as an ingredient of plasters and ointments; the product of the pitch tree (*Canarium commune*) of the Philippines.

eleometer (el-e-om'et-er). An instrument for determining the quality and specific gravity of oils. [Gr., *elaion*, oil, + *metron*, a measure.]

eleosaccharum (e''le-o-sak'ar-um), pl., *eleosacchara*. A preparation made by adding a volatile oil to powdered sugar. [Gr., *elaion*, oil, + *sakcharon*, sugar.]

elephantiasis (el''ef-an-ti'a-sis). Syn.: *e. arabum, pachydermia, Barbados leg, e. indica bouknesia*. A hypertrophy of the skin and subcutaneous tissue, produced by local disturbance of the circulation and confined to one member or region of the body. In tropical countries this disease occurs in connection with *Filaria Bancrofti*, when it is due to the obstruction of the lymph channels by filaria. **e. telangiectodes** is hypertrophy of the parts accompanied by enlargement of the blood vessels. [Gr., *elephas*, (elephant-), the elephant.]

eleva'tion. 1. An increase of altitude; the state of being raised or lifted up. 2. A rise, as of temperature. 3. Anything that projects above the surrounding surface.

elevator (el'e-va-tor). An instrument for raising a part, especially depressed pieces of bone in fracture of the skull. In den-

tristry, an instrument for removing the roots of teeth. [Lat., *elevare*, to raise.]

ellene (el'i-ën). Of Chevreul, liquid fat. [Gr., *elaion*, oil.]

elim'inate. Effecting or promoting elimination.

elimina'tion. The separation or excretion of noxious or waste matters from the system. [Lat., *eliminare*, to expel.]

elinguid (e-lin'gwid). Tongue-tied, incapable of speech. [Lat., *e*, priv., + *lingua*, the tongue.]

eliquation (e-li-qua'shun). The process of separating a fusible substance from one that is less fusible. [Lat., *eliquare*, to liquefy.]

elixir (e-lix'ir). A sweetened and aromatized alcoholic preparation or cordial often containing small amounts of medicinally active ingredients, which are added in the form of tincture or fluidextract, or as a solution in the case of the saline ingredients. The N. F. recognizes numerous unimportant e's. **e. adjuvans.** Aromatic e. with 12 per cent. of glycer-rhiza [U. S. Ph.]. **e. aromaticum.** Simple e.; a mixture of alcohol and syrup, flavored with orange [U. S. Ph.]. **simple e.** E. aromaticum. [Arab., *alexir*.]

elixoid (e-lix'oyd). A preparation resembling an elixir (applied to certain English proprietary preparations). [*Elixir*, + Gr., *eidōs*, resemblance.]

elutriation (e-lu-tre-a'shun). The process of separating a mixture of two solid substances into its constituents by suspending it in water and allowing the heavier constituent to sink to the bottom. [Lat., *elutriare*, to cleanse.]

Ely's operation. Skin grafting for chronic otitis media.

elytrotomy (e-li-trot'o-my). An incision through the wall of the vagina. [Gr., *elytron*, vagina, + *tome*, incision.]

emaculation (em-ak-u-la'shun). The removal of spots, such as freckles, from the skin. [Lat., *emaculare*, to remove spots.]

emanation (em-an-a'shun). 1. Something given off. 2. A disintegration product of radio-active substances. **radium-e.** A radio-active gas produced by radium, also called inton. [Lat., *e*, out, + *manare*, to flow.]

emansio mensium (em-an'se-o men'se-um). That variety of amenorrhea in which menstruation has never taken place. [Lat., the staying away of the menses.]

emasculation (em-as-ku-la'shun). Removal of the testicles. The action or process of depriving of virility. The state of being impotent. [Lat., *emasculare*, to castrate.]

embalming (em-bahm'ing). The process of treating a dead body with preservatives against putrefaction.

embed'. To fix firmly in a surrounding mass of some solid material.

embed'ding. The infiltration of tissues by means of paraffin and celloidin in order to cut sections from them for microscopic study.

Embe'lia in'dica. Syn.: *E. ribes, E. ribesoides*. A species of plant found in the

East Indies. The dried fruit, called *embeli*, is used to adulterate black pepper and as a remedy for tapeworm.

embolemia (em-bo-le'me-ah). The condition in which septic emboli are found in the blood. [Gr., *embolos*, a plug, + *aima*, blood.]

embolic. Pertaining to or caused by embolism.

embolism (em'bo-lizm). The obstruction of an artery or capillary by any undissolved material transported to it by the blood current. This material may consist of a detached portion of a thrombus, of fat cells, air bubbles, tumor cells, or cells from various viscera, such as the liver, the bone-marrow, or the placenta. **air e.** The obstruction to the circulation, often resulting in sudden death, caused by the entrance of bubbles of air into a blood vessel. **anthracolic e.** Blackish deposits of coal particles distributed throughout the viscera. **arterial e.** E. of an artery. **bacillary e.** The obstruction of a vessel by a mass of bacilli. **bland e.** An embolism not containing bacteria. **capillary e.** E. of the capillaries only, or of the capillaries and the smallest arteries. **cardiac e.** 1. E. due to an embolus, generally a fibrous concretion, carried from the heart into an artery. 2. Cardiac thrombosis. **central retinal e.** E. of the central artery of the retina or one of its branches. **cerebral e.** E. of a cerebral artery, often giving rise to apoplectic symptoms and subsequently to those of cerebral degeneration. **crossed e.** E. in which the embolus passed from the right to the left side of the heart through a defective septum. **fat e., fatty e.** A condition sometimes observed as a sequence of fractures, consisting essentially in the passage into the veins of liquefied fat, which is carried into the lungs, brain, etc., blocking up the capillaries of those organs. **infective e.** E. by infective material capable of giving rise to septic or specific disease in its new situation. **metastatic e.** See *infective e.* and *pyemic e.* **multiple e.** E. by a number of emboli situated in different vessels. **oil e.** See *fat e.* **paradoxical e.** See *crossed e.* **pulmonary e., pulmonic e.** E. of the pulmonary artery or one of its branches. When the embolus is large enough to obstruct a branch of great size, it gives rise to cyanosis, distressing dyspnea, and often sudden death; smaller emboli cause limited gangrene, abscesses, infarctions, etc. **pyemic e.** E. by purulent material. **recurrent e.** E. in which emboli float backward in the venous stream. **retinal e.** See *central retinal e.* **retrograde e.** See *recurrent e.* **simple e.** See *bland e.* **venous e.** E. of a vein. Emboli have been supposed to occur in the hepatic veins as the result of regurgitation from the inferior vena cava. [Gr., *emballein*, to throw in.]

emboloid (em'bol-oyd). Resembling or pertaining to an embolus. [Gr., *embolos*, embolus, + *eidōs*, resemblance.]

embolus (em'bo-lus). Any undissolved material, forming an obstruction in a blood vessel, which has been transported by the circulation. [Gr., *embolos*.]

embrocation (em-bro-ka'shun). 1. The process of applying a liquid medicament to the surface, especially by rubbing. 2. Any liquid medicament applied by rubbing, especially a liniment. **Roche's e.** See under *Roche*. [Lat., *embrocatio*, lotion, fomentation.]

embryo (em'bre-o). That portion of a fecundated ovum which is destined to constitute an independent individual. Most writers apply this term to the product of the first two or three months of gestation in the human subject, applying the word fetus after that time. **primitive e.** The collection of blastomeres which constitutes the blastoderm in the higher animals. [Gr., *en*, in, + *bryein*, to be full, to swell.]

embryocardia (em'bre-o-kar'de-ah). Fetal rhythm of the heart beats; of Huchard, a condition of the heart in which the pulsations resemble those of a fetal heart. It comprises three elements: (1) tachycardia, (2) equalization of the length of the two periods of silence in the cardiac cycle, (3) similarity of the tone and of intensity in the two sounds. It indicates a certain degree of degeneration in the myocardium and an enfeeblement of the arterial tension.

embryogenesis (em-bre-o-jen'es-is). The formation of an embryo. [Gr., *embryon*, embryo, + *gennan*, to produce.]

embryology (em-bre-ol'o-je). The study of the origin and development of animal organisms and of their component parts. **comparative e.** The study of e. in different animals. [Gr., *embryon*, the embryo, + *logos*, understanding.]

embryoma (em-bre-o'mah). A tumor developing in the cranium, gill-clefts, thoracic cavity, testicle, or ovary from misplaced germinal cells.

embryomorphous (em-bre-o-mor'fus). Pertaining to abnormal tissue elements supposed to be derived from embryonic development. [Gr., *embryon*, embryo, + *morphe*, form.]

embryonia (em-bre-o'ne-ah). A dermoid cyst. **malignant e.** A dermoid producing secondary nodules in the peritoneum containing cartilage, epithelium, and ganglion cells.

embryonic (em-bre-on'ik). In the condition of, pertaining to, or having the characteristics of an embryo.

embryotome (em'bre-o-tōm). An instrument for performing embryotomy, especially by decapitation. [Gr., *embryon*, an embryo, + *temnein*, to cut.]

embryotomy (em-bre-ot'o-me). The cutting up of a fetus to reduce its bulk and thus aid in delivery. [Gr., *embryon*, an embryo, + *temnein*, to cut.]

embryotoxon (em-bre-o-tox'on). Congenital marginal opacity of the cornea. [Gr., *embryon*, the embryo, + *toxōn*, a bow.]

em'esis. Vomiting. [Gr., *emein*, to vomit.]

emet'ic. Productive of vomiting; as a n., a substance that produces vomiting. **direct e.** An e. that produces its effect by its action upon the gastric nerves. **indirect e., systemic e.** An e. that produces its effect by acting upon the e. center in the medulla. **tartar e.** See *antimony and potassium tartrate*, under *antimony*. [Gr., *emetikos*; Lat., *emeticus*.]

emet'icolax'ans. See *emetocathartic*. [Gr., *emetikos*, emetic, + Lat., *laxare*, to loosen.]

emetin (em'et-in). An alkaloid, $C_{16}H_{21}NO_2$, formerly supposed to be the emetic principle of ipecacuanha, now used in the treatment of amebic dysentery. E. is found in various degrees of purity.

em'etocathar'tic. Producing both vomiting and catharsis. The *émétocathartique* of the French is a solution of sodium sulphate in water.

emetology (em-et-ol'o-je). The study of the physiology of vomiting, of the action of emetics, or of the nature of vomited matter. [Gr., *emein*, to vomit, + *logos*, understanding.]

emetomania (em-et-o-ma'ne-ah). A morbid propensity to use emetics. [Gr., *emein*, to vomit, + *mania*, madness.]

emetophobia (em-et-o-fo'be-ah). A morbid dread of vomiting or of using emetics. [Gr., *emein*, to vomit, + *phobos*, dread.]

E. M. F. An abbreviation for electromotive force.

emict'ory. Pertaining to, or promoting, micturition.

emigration (em-e-gra'shun). The wandering out of the white blood corpuscles from the capillaries and small veins during inflammation.

eminence (em'in-ens). A prominence. **arcuate e.** Syn.: *jugum petrosum*. A rounded eminence on the upper surface of the petrous portion of the temporal bone which indicates the situation of the superior semicircular canal. **articular e. of the temporal bone.** A rounded e. which forms the front boundary of the glenoid fossa. **auditory e.** A collection of gray matter on the floor of the fourth ventricle of the brain at its lower part, forming the deep origin of the auditory nerve. **bicipital e.** A tuberosity on the radius for the insertion of the biceps muscle. **blastodermic e.** The somewhat elevated mass of cells at the animal pole of a developing ovum forming the blastoderm. **canine e.** A vertical ridge on the external surface of the superior maxilla, corresponding to the socket of the canine tooth. **digital e.** See *hippocampus minor*, under *hippocampus*. **e. of the aqueductus Fallopii.** A ridge which traverses the inner wall of the tympanum above the fenestra ovalis, and behind that opening curves nearly vertically downward along the posterior wall. **frontal e.** A rounded prominence on either side of the median line, a little below the center of the frontal bone [B. N. A., *tuber frontale*]. **germinal e.**

The *discus proligerus*. **hypothenar e.** A prominence on the ulnar side of the palm of the hand, formed by the muscles of the little finger. **iliopectineal e., iliopubic e.** An e. on the upper aspect of the pubic bone above the acetabulum, marking the junction of the bone with the ilium [B. N. A., *eminentia iliopectinea*]. **mamillary e's.** See *corpora albicantia*, under *corpora median e.* See *anterior pyramids*. **nasal e.** A prominence on the vertical portion of the frontal bone above the nasal notch and between the two superciliary ridges. **occipital e.** See *external occipital protuberance*, under *protuberance*. **olivary e.** See *olivary body*, under *body*. **parietal e.** The marked convexity on the outer surface of the parietal bone [B. N. A., *tuber parietale*]. **portal e's.** The small median lobes on the lower surface of the liver. **pyramidal e.** The pyramid of the tympanum. **thenar e.** The ball of the thumb. [Lat., *eminencia*, from *e*, out, + *minere*, to hang over.]

eminentia (em-in-en'she-ah). See *eminence*. **eminentiae anteriores.** The anterior pair of the corpora quadrigemina. **e. articularis.** See *articular eminence of the temporal bone*, under *eminence*. **e. capitata.** The head of a bone. **e. capitata humeri.** The lesser or radial head of the humerus. **e. carpi lateralis superior.** The tuberosity of the os naviculare. **e. carpi radialis.** An elevation on the radial side of the palmar surface of the carpus, formed by the tuberosities of the trapezium and trapezoid. **e. carpi ulnaris.** An elevation on the ulnar side of the palmar surface of the carpus formed by the pisiform bone and the processus hamatus of the unciform bone. **e. caudata.** A narrow portion of the liver which connects the lobulus Spigelii with the right lobe. **e. collateralis (Meckelii).** A projection at the junction of the posterior and descending cornua of the lateral ventricle of the brain, between the hippocampi. **e. conchae.** An elevation on the posterior surface of the external ear, corresponding to the concha. **e. costaria.** That portion of the transverse processes of the second to the seventh cervical vertebrae situated anteriorly to the vertebrarterial foramen. **e. cruciata.** The crosslike figure formed by the internal occipital protuberance, the internal occipital crest, and the transverse ridge on the inner surface of the occipital bone. **eminentiae cuneiformes cinercae.** Two gray elevations in the medullary portion of the fourth ventricle of the brain. **e. cunciiformis.** The ridge which separates the two articular facets of the head of a rib. **e. cymbae.** A prominence on the dorsum of the ear corresponding to the upper portion of the concha, which is separated from the lower portion by the termination of the helix. **e. fossae triangulares (seu triquetrae).** An elevation on the posterior surface of the external ear corresponding to the fossa triangularis.

eminentiae inferiores. The posterior pair of the corpora quadrigemina. **e. intercondylea, e. intercondylica, e. intercondyloidea, e. intermedia.** The spine of the tibia. **e. jugularis.** See *jugular process*, under *process*. **eminentiae laterales cartilaginis cricoidei.** The surfaces on the cricoid cartilage which articulate with the thyroid cartilage. **e. media tibiae.** The spine of the tibia. **eminentiae medianae internae.** The anterior pyramids of the medulla oblongata. **e. obliqua.** The tuberosity on the plantar surface of the cuboid bone. **e. occipitalis.** A ridge in the lateral ventricle of the brain, distinct in the fetus, often nearly or quite obliterated in the adult. **eminentiae ossae.** Bony prominences. **e. ossis cuboidel.** Syn.: *tuberculum cuboidel.* A prominence on the lower surface of the cuboid bone, to which the long plantar calcaneocuboid ligament is attached. **e. papillaris (tympani).** The pyramid of the tympanum. **eminentiae posteriores.** The posterior pyramids of the medulla oblongata. **e. scaphae.** An elevation on the posterior surface of the external ear, corresponding to the scapha. **e. supracondyloidea externa.** The prominence produced by the external condyle. **e. supracondyloidea interna.** The prominence produced by the internal condyle. [Lat.]

emissarium (em-is-sa're-um). An outlet. **e. condyloideum arterius.** A vein which accompanies the hypoglossal nerve through the anterior condyloid foramen. **emissaria durae matris.** Prolongations of the dura accompanying the nerves at their emergence from the skull. **e. foraminis lacri antici.** A vein which forms a communication between the cavernous sinus and the pharyngeal veins. **e. foraminis ovalis.** A vein which passes through the foramen ovale and connects the cavernous sinus with the internal maxillary plexus. **e. mastoideum.** A vein which passes through the mastoid foramen to the lateral sinus. **e. occipitale.** A small vein which passes through the foramen condyloideum posterius and unites the transverse sinus with the plexus vertebralis cervicalis. **e. occipitale inferius.** A vein which passes through the foramen condyloideum posterius connecting the transverse sinus with the plexus vertebralis cervicalis. **e. occipitale superius.** A vein of the diploe of the occipital bone which opens into the torcular Herophili by a foramen in the internal occipital protuberance, or into the transverse sinus, or externally into an occipital vein through the external occipital protuberance. **e. parietale.** A small vein which passes through the parietal foramen. **emissaria Santorini.** Communications between the sinuses or veins of the meninges and the veins of the outer surface of the skull. [Lat., *e*, from, + *mittere*, to send.]

emissio (e-mis'se-o). See *emission*. **e. seminis.** The emission of semen.

emission (e-mish'un). A discharging, a

giving out, as of an odor or a secretion.

seminal e. The ejaculation of semen. [Lat., p.pl. of *emittere*, to send forth.]

emis'sive. In physics, capable of radiating heat and light.

emmenagogue (em-men'a-gog). Any agent which increases the menstrual flow. Having power to excite the menstrual discharge. [Gr., *emmena*, the menses, + *agagos*, drawing forth.]

em'metrope. A person endowed with emmetroopia.

emmetropia (em-met-ro'pe-ah). The normal state of the eye as regards refraction, in which parallel rays of light from a distance of six (6) meters are focused on the retina when the eye is at rest. [Gr., *emmetros*, in due measure, + *ops*, the eye.]

emmetrop'ic. Normal in vision respecting refraction and accommodation.

Emmet's operation. 1. Uterine trachelorrhaphy. 2. The procedure of converting a sessile submucous tumor of the uterus into a pediculated tumor by traction, in order to facilitate its removal. 3. An o. for the repair of lacerated perineum. 4. An o. for procidentia uteri, in which the uterus is anteverted, the neck kept out of the way by a sponge probang, and two points are selected about half an inch from the cervix on either side and a little behind the anterior lip. The surfaces of these points are freshened, as well as that of the vaginal surface in front of the uterus, and the three surfaces are brought together with sutures. [Thomas Addis Emmet, New York gynecologist, living.]

emodin (em'od-in). Tri-oxyethyl-anthraquinone, (C₁₄H₄) (CH₃) (OH)₃O₂. The term *e.* is used generically for isomeric, or identical, substances found in a number of purgative drugs, such as rhubarb, senna, and others. It is one of the active principles of the cathartic drugs.

em'ol. A certain impalpable earthy powder containing stearite; used topically in skin diseases.

emollient (em-ol'le-ent). Having a soothing action; said of topical applications. [Lat., *emollire*, to soften.]

em'pasm. A perfumed dusting powder. [Gr., *em*, upon, + *passein*, to sprinkle.]

empathema (em-path-e'mah). A predominating passion that perverts or subverts the judgment and alters the faculties. [Gr., *em*, in, + *pathos*, suffering.]

emphysema (em-fi-se'mah). Distention with air or gas. **alveolar e., atrophic e.** See *vesicular e.* **cellular e.** See *subcutaneous e.* **compensatory e.** Pulmonary *e.* due to defective expansibility of some other portion of the lung, the portion in which the *e.* develops giving way under the influence of atmospheric pressure through the air passages. **e. conjunctivae.** A collection of air beneath the conjunctiva. **e. orbitae.** A collection of air in the meshes of the orbital tissue, almost always accompanied by *e.* of the lids. **e. vagans.** A form of subcutaneous *e.* in which the collection of air shifts from one part to another.

- interlobular e.** That form of pulmonary e. in which, from the rupture of one or more air vesicles, air is forced into the connective tissue between the lobules, generally near the apex of the lung, and forms pouches of various sizes.
- pulmonary e.** E. of the lung. See *interlobular e.* and *vesicular e.*
- senile e.** The pulmonary e. of the aged; usually preceded by diminished mobility of the ribs.
- subcutaneous e.** Distention of the subcutaneous connective tissue with air.
- surgical e., traumatic e.** Subcutaneous e. due to traumatism.
- vesicular e.** Of Laennec, that form of pulmonary e. which consists in abnormal dilatation of the air vesicles and consequent overaccumulation of air. [Gr., *emphysan*, to inflate.]
- emphysematous** (em-fi-sem'at-us). Pertaining to or affected with emphysema.
- emphytic** (em-fit'ik). Inborn. [Gr., *emphytos*.]
- empiric, empirical** (em-pir'ik, em-pir'ikal). Pertaining to or founded on experience or experiment, without regard to a *priori* considerations. **e. formula.** See under *formula*. [Gr., *en*, according to, + *peira*, a trial.]
- empiric** (em-pir'ik). One who relies solely upon observation and experiment. [Gr., *empeirikos*, skilled.]
- empiricism** (em-pir'is-ism). Medical practice founded on experience; in an old and obsolete sense, charlatanism.
- empiricist** (em-pir'is-ist). In pathology and therapeutics, one who tests out hypotheses on the basis of experience rather than upon a *priori* considerations.
- emplastic.** Fit to be applied as a plaster or to be used as a constituent of a plaster. [Gr., *emplastikos*.]
- empyema** (em-pi-e'mah). A collection of pus in a closed cavity of the body, especially the pleura. **e. benignum.** A form of e. in which the general health is fairly good and there is no rise of temperature, but which is usually fatal.
- interlobar e.** E. in which the pus is collected between the lobes of the lung.
- loculated e.** E. in which pus collects in a group of loculi.
- pneumococcal e.** E. caused by the pneumococcus.
- pulsating e.** A form of e. of the thorax in which the cardiac pulsations cause a movement of the chest walls.
- putrid e.** E. in which the pus has undergone greater or less decomposition.
- streptococcal e.** E. caused by the streptococcus of erysipelas.
- tuberculous e.** A rare variety of e. due to the tubercle bacillus. [Gr., *en*, within, + *pyon*, pus.]
- empyema** (em-pi-e'sis). Any diseased condition characterized by vesicles filled with purulent fluid. [Gr., *empeyin*, to suppurate.]
- empyreuma** (em-pi-ru'mah). The process of burning or roasting; also the odor produced by heating an animal or vegetable substance. [Gr., *empyreuma*, covered live coal.]
- empyreumatic** (em-pi-ru-mat'ik). Formed by the destructive distillation of an animal or vegetable structure.
- empyroform** (em-pi'ro-form.) A product of the condensation of birch tar and formaldehyd. It is antipruritic and desiccant; used in eczema, etc.
- emulgent** (e-mul'jent). Lit., filtering off; pertaining to the secretion of urine or to the kidney; said of the renal arteries and veins. [Lat., *emulgere*, to milk off, to drain.]
- emulsifica'tion.** The formation of an emulsion.
- emulsify** (e-mul'se-fi). To form into an emulsion.
- emulsin** (e-mul'sin). An enzyme of bitter and sweet almonds which hydrolyzes many synthetic glucosids as well as amygdalin.
- emul'sio.** See *emulsion*.
- emulsion** (e-mul'shun). 1. A liquid containing fatty or resinous matter in suspension in a state of very fine subdivision, giving to the liquid a uniform, milky whiteness. 2. A pharmaceutical preparation containing fatty matter so subdivided and suspended. 3. The state or condition of being an e. [Lat., *emulgere*, to milk.]
- emul'sive.** 1. Milklike. 2. Capable of forming or being formed into an emulsion. 3. Yielding oil on expression (said of seeds).
- emunda'tion.** In pharmacy, an operation by which useless substances are eliminated.
- emydin** (em'id-in). The protein contained in turtles' eggs. [Gr., *emys*, a tortoise.]
- enamel** (e-nam'el). The hard, dense substance, composed of closely set columns or prisms (e. prisms), forming a protective covering for the crown of the teeth.
- central e.** A ring of e. which surrounds the external dental cavity of the incisor teeth in the solipeds.
- encircling e., external e.** The e. which covers the surface of a tooth.
- internal e.** In horses' teeth, the bands of e. which form projecting ridges upon the grinding surface. [Mid. Eng., *enamaile*, from *en*, on, + *amaile*, ivory.]
- Enanthe, Oenanthe** (en-an'the). 1. *Carum bulbocastanum*. 2. *Spiraea filipendula*. 3. A genus of umbelliferous plants. **Oe. apiifolia.** Parsley water dropwort; a poisonous species growing in France. **Oe. crocata.** Water hemlock, water dropwort, dead tongue; this dangerous English plant occupies a position similar to that of *Cicuta* in the United States, containing enanthotoxin and a picrotoxinlike body. **Oe. phellandrium.** Water-fennel, water-dropwort fennel. The fruit contains a volatile and aromatic oil. The fresh leaves are poisonous, producing a sort of paralysis in cattle, but lose their poisonous properties on drying. [Gr., *oinos*, wine, + *anthe*, the full bloom of a flower.]
- enanthema** (en-an'them-ah). A mucous membrane eruption. [Gr., *en*, in, + *anthena*, blossoming.]
- enanthesis** (en-an'the'sis). Skin eruptions from internal disease. [Gr., *en*, in, + *anthein*, to bloom.]
- enanthin** (en-an'thin). 1. A light-colored viscous substance of doubtful composition, to which the "velvety" quality of Bordeaux wines is due. It is probably formed

- during fermentation. Half a grain has produced in an adult long-continued irritation of the fauces and hoarseness; a grain has caused occasional vomiting. 2. A resinous substance of narcotic odor extracted from the herb of *Oenanthe fistulosa*.
- enantothoxin** (en-an-tho-toks'in). A very poisonous resin, $C_{33}H_{42}O_{10}$, obtained from *Oenanthe crocata*, which closely resembles or is identical with cicutoxin.
- enarthrosis** (en-ar-thro'sis). That variety of diarthrosis which includes joints, like that of the hip, that are freely movable in all directions, and are formed by the play of a rounded bony eminence within a cuplike cavity; a ball and socket joint. [Gr., *en*, in, + *arthrosis*, joint.]
- encanthis**. A small tumor or excrescence growing from the inner angle of the eye. [Gr., *egkanthis*, from *en*, in, + *kanthos*, angle of the eye.]
- encapsulation** (en-kap-sū-lā'tion). Inclosure in a sheath of substance not normal to the part.
- encapsuled**. Inclosed, as in a capsule.
- encephalalgia** (en-sef-al-ā'je-ah). Deep-seated pain in the head. [Gr., *egkephalos*, the brain, + *algos*, pain.]
- encephalomalacia** (en-sef'al-an-al-o'sis). Atrophy of the brain. [Gr., *egkephalos*, brain, + *malacia*, a wasting away.]
- encephalasthenia** (en-sef'al-as-the'ne-ah). Lack of brain power. [Gr., *egkephalos*, the brain, + *astheneia*, debility.]
- encephalemia** (en-sef-al-e'me-ah). Congestion of the brain. [Gr., *egkephalos*, the brain, + *aima*, blood.]
- encephalic** (en-sef-al'ik). Pertaining to the brain, or brain cavity.
- encephalin** (en-sef'al-in). A substance obtained from brain tissue by boiling with a saturated solution of baryta.
- encephalitis** (en'sef-al-i'tis). Syn.: *cephalitis*. Brain fever; inflammation, especially of the substance of the brain. Brain abscess. **acute purulent e.** E. with the formation of abscesses. **meningo-e.** Inflammation of the substance of the brain complicated with meningitis. **pyemic e.** The formation of multiple acute abscesses in the brain, secondary to acute pyemia. **sclerotic e.** Chronic meningitis with formation of patches of sclerosis; observed in old persons, lunatics, etc. [Gr., *egkephalos*, the brain, + *itis*, inflammation.]
- encephalocele** (en-sef'al-o-sel). Syn.: *craniocoele*. A condition, usually congenital, in which a portion of the brain protrudes from the skull in the form of an external tumor. [Gr., *egkephalos*, the brain, + *kele*, a tumor.]
- encephaloid** (en-sef'al-oyd). Resembling the cerebral substance, as in a soft carcinoma where the cellular tissue is present in excess as compared with the fibrous stroma. [Gr., *egkephalos*, the brain, + *eidos*, resemblance.]
- encephalolith** (en-sef'al-o-lith). A cerebral concretion or calculus. [Gr., *egkephalos*, the brain, + *lithos*, a stone.]
- encephalolithiasis** (en-sef'al-o-lith-i'as-is). The formation of calculi in the brain. [Gr., *egkephalos*, the brain, + *lithiasis*, the formation of calculi.]
- encephalology** (en-sef-al-o'l'o-je). The anatomy, physiology, etc., of the brain. [Gr., *egkephalos*, the brain, + *logos*, understanding.]
- encephaloma** (en-sef-al-o'mah). A tumor of the brain.
- encephalomalacia** (en-sef'al-o-mal-a'se-ah). Softening of the brain as in infarction due to embolism. [Gr., *egkephalos*, the brain, + *malakia*, softening.]
- enceph'alomeningi'tis**. See *cerebral meningitis*, under *meningitis*.
- encephalomeningocele** (en-sef'al-o-men-in-go-sel). Hernia of the cerebral membrane and the brain substance. [Gr., *egkephalos*, brain, + *menigx*, (*mening*-), membrane, + *kele*, hernia.]
- encephalometer** (en-sef-al-om'et-er). An instrument for ascertaining that point in the cranium which corresponds to a particular organ of the brain by measurement from the known or assumed situation of another cerebral organ. [Gr., *egkephalos*, the brain, + *metron*, a measure.]
- encephalomyelitis** (en-sef'al-o-mi-el-i'tis). A combination of inflammation of brain and spinal cord.
- encephalon** (en-sef'al-on). The brain. See *brain* and *cerebrum*. **e. trilobare**. A form of monstrosity in which the cerebrum is divided into three portions separated by longitudinal sulci. [Gr., *en*, within, + *kephale*, head.]
- enceph'alonar'cosis**. Stupor.
- encephalopathy** (en-sef-al-op'ath-e). Syn.: *cerebroopathy*. Any affection of the brain, especially disordered cerebral action due to a constitutional disease or to disease in some other part of the organism. **albuminuric e.** Eclampsia associated with albuminuria. **saturnine e.** E. due to lead poisoning. According to Ross, idiocy, imbecility, and epilepsy are frequently observed among the children of those who work in lead. **uremic e.** See *albuminuric e.* [Gr., *egkephalos*, brain, + *pathos*, disease.]
- encephalorhachidian** (en-sef'al-o-rak-kid'e-an). See *cerebrospinal*. [Gr., *egkephalos*, the brain, + *rachis*, the vertebrae.]
- encephalorrhagia** (en-sef'al-or-ra'je-ah). Cerebral hemorrhage. [Gr., *egkephalos*, brain, + *regnumnai*, to burst out.]
- encephaloscopy** (en-sef-al-os'ko-pe). Syn.: *cerebroscopy*. 1. The art or process of examining the brain (as by examining the fundus oculi, by applying a differential calorimeter, etc.). 2. Of some writers, see *cranoscopy*. [Gr., *egkephalos*, the brain, + *skopein*, to examine.]
- encephalothlipsis** (en-sef-al-o-thlip'sis). Compression of the brain. [Gr., *egkephalos*, + *thlipsis*, pressure.]
- enchondroma** (en-kon-dro'mah). A cartilaginous tumor of true independent growth, growing in connection with bones or, in many cases, in glands. **cystic e.** An e. in which some or all of the lobules undergo softening (usually mucoid) and liquefaction, so that cysts are formed,

- which sometimes have cartilaginous walls. **e. molle.** Syn.: *soft e., gelatinous e.* An e. having a gelatinous consistence. It usually contains many large star-shaped cells. **e. mucosum, e. myxomatodes.** Syn.: *chondromyxoma.* An e. containing mucoid tissue, but in which the cartilage predominates. **fibrous e.** An e. composed of fibrocartilage. **gelatinous e.** See *e. molle.* **hyaline e.** An e. that is composed of one or more lobules of hyaline cartilage. **mucoid e.** See *e. mucosum.* **myxo-e.** An e. containing myxomatous tissue. **ossifying e., osteoid e.** A bone tumor in which the proportions of bone and cartilage are nearly equal. **reticulated e.** An e. consisting of reticulated cartilage. [Gr., *en*, in, + *chondros*, cartilage, + *oma*, tumor.]
- enchon'drosarco'ma.** A sarcoma containing cartilaginous tissue.
- enchondrosis** (en-kon-dro'sis). An outgrowth of cartilage from bone or cartilage. **e. spheno-occipitalis.** An enchondroma of clivus Blumenbachii that often perforates the dura. [Gr., *en*, in, + *chondros*, cartilage.]
- enchytis** (en'ki-tus). Dropped in, instilled.
- enclitic** (en-kli'tik). When fetal head and maternal pelvis planes are similarly inclined.
- encysted** (en-sist'ed). Inclosed in a sac or cyst. [Gr., *en*, within, + *kystis*, a sac.]
- encystic** (en-sist'is). An encysted tumor or wen.
- encystment** (en-sist'ment). The state of becoming encysted.
- end.** The point at which anything ceases; an extremity. **e. bud, e. bulb, e. capsule.** See *end bud, end bulb, under separate head.* **e. gut.** See *proctodeum. e. organ.* See *end organ, under separate head.* **e. plate.** See *end plate, under separate head.* **e. plexus.** See *terminal plexus, under plexus.* **intramuscular e.** The end of a striated muscular fiber which does not reach a tendon but tapers gradually to a point and terminates within the body of a muscle. A fiber may have one or both of its endings of this character, and the ends may also be branched. **nerve e.** The termination of a nerve fiber. **tendinous e.** The end of a striated muscular fiber reaching the tendon. It is usually single and bluntly pointed, but may be branched. [Ang.-Sax., *ende*.]
- endangitis** (en-dan-ji'tis). Inflammation of the endangium or intima of a blood vessel.
- endangium** (en-dan'je-um). The internal coat of the arteries and veins; the intima. [Gr., *endon*, within, + *ageion*, a vessel.]
- endaortitis** (end'a-or-ti'tis). Inflammation of the inner coat of the aorta. [Gr., *endon*, within, + *aorte*, the aorta, + *itis*, inflammation.]
- endarteritis** (end'ar-ter-i'tis). Inflammation of the inner coat of an artery. **acute e.** Inflammation of the intima from trauma, infective thrombi, syphilis, and pyogenic bacteria. **aortic e.** See *endaortitis, under separate head.* **chronic e., e. deformans.** E. following a
- slow course and resulting in simple thickening of the intima with connective and elastic tissue, or its replacement in patches by atheromatous or calcareous material, or an implication of the media and the adventitia in extreme cases converting the vessel into a cord of bony stiffness. See *arteriosclerosis.*
- e. obliterans.** A form of chronic e. characterized by progressive thickening of the intima by the formation of connective tissue, leading to stenosis and even complete closure of the lumen. **e. syphilitica.** E. obliterans due to syphilis. **e. tuberculosa.** A specific inflammation of the internal coat of an artery caused by tubercle bacilli. [Gr., *endon*, within, + *arteria*, an artery.]
- end bud, end bulb.** The expanded termination of a sensory nerve; an ovoid or mulberry-shaped body with a central core (composed mostly of nucleated corpuscles and a connective tissue sheath) in which a medullated nerve fiber has a knob-shaped termination. **Krause's e. b.** See *e. b.*
- endeixis** (en-dex'is). See *indication.* [Gr., *endeiknunai*, to indicate.]
- endemic** (en-dem'ik). Prevailing in a certain locality or among a certain class of persons (said of diseases); as a n., a disease so prevailing, also an instance of its prevalence. **e. disease.** One occurring in a special locality. [Lat., *endemius*, *endemius*, from Gr., *endemios* or *endemos*, pertaining to the people.]
- endemicity** (en-dem-is'it-e). The quality of prevailing as an endemic or of being indigenous.
- endemiol'ogy, end'emionosol'ogy.** The science or the study of endemic diseases. [Lat., *endemiologia*, from Gr., *endemios*, endemic, + *logos*, understanding.]
- endematism** (en-der'mat-izm). Endermic medication.
- endermic** (en-der'mik). An obsolete method of applying drugs to the skin after the removal of the cuticle by blistering.
- endermol** (en-der'mol). A proprietary ointment base.
- endinion** (end-in'e-on). A point on the inner surface of the skull corresponding to theinion. [Gr., *endon*, within, + *inion*, theinion.]
- endo-** A prefix from the Gr., *endon*, meaning within.
- en'do-appendic'itis.** Inflammation of the lining membrane of the vermiform appendix.
- endobacillary** (en-do-bas'il-a-re). Contained within a bacillus.
- en'doblast.** See *entoblast.*
- endoblastomere** (en-do-blas'to-mër). A segment formed by the equatorial division of an ovum. [Gr., *endon*, within, + *blastos*, bud, + *meros*, a part.]
- endocardit'ic.** Pertaining to endocarditis.
- endocarditis** (en'do-kar-di'tis). Inflammation of the endocardium or internal lining of the heart. The valves on the left side of the heart are usually affected, and the lesion consists of a deposit of fibrin and leukocytes, leading later to

- fibrosis with deformity of the valves. This condition is caused by the pyogenic bacteria, such as *Streptococcus pyogenes*, *Staphylococcus aureus*, and *Diplococcus pneumoniae*. **chronic e.** See *e. chronica*. **e. acuta.** The inflammatory changes of the valves produced by the pyogenic bacteria. **e. chronica.** The fibrous thickening and deformity following acute endocarditis. **e. ulcerosa.** The ulcerate form of *e.*, in which there is a definite superficial loss of substance of the valves or the surrounding endocardium. **e. verrucosa.** A form of *e.* in which the fibrinopurulent deposit on the valves produces wartlike excrescences called vegetations. **malignant e.** *E.* with ulceration of valves and general infection. **mural e.** *E.* of the chambers of the heart as distinguished from *valvular e. ulcerative e.* See *e. ulcerosa*. **vegetative e.** Verrucose *e.* See *e. verrucosa*. [Gr., *endon*, within, + *kardia*, the heart, + *itis*, inflammation.]
- endocardium** (en-do-kar'de-um). The serous lining membrane of the heart. [Gr., *endon*, within, + *kardia*, heart.]
- endocervix** (en-do-ser'vix). The inner surface of the cervix uteri.
- endochondral** (en-do-kon'dral). Formed in a cartilaginous matrix. See *e. bones*, under *bone*. [Gr., *endon*, within, + *chondros*, cartilage.]
- endocomplement** (en-do-kom'ple-ment). A complement contained within the cells as distinguished from that in the serum.
- endocranitis** (en'do-kra-ni'tis). External pachymeningitis. [Gr., *endon*, within, + *kranion*, the cranium.]
- endocranium** (en-do-kra'ne-um). 1. The inner surface of the skull. 2. The cerebral dura. [Gr., *endon*, within, + *kranion*, skull.]
- endocrinology.** The study of the glands of internal secretion.
- endocrinopathy** (en'do-kri-nop'a-thy). A disease or disarrangement of one or more glands of the internal secretions.
- endocrinous gland** (en-dok'rin-us). See under *gland*. [Gr., *endon*, within, + *krinein*, to separate.]
- endocyme** (en'do-sim). A double monster in which one fetus is contained in the other. [Gr., *endon*, within, + *kyma*, a fetus.]
- endocyst** (en'do-sist). The thin, soft, granulated membrane lining the interior of a hydatid, from which the echinococcus head springs. [Gr., *endon*, within, + *kystis*, a bag.]
- endoderm** (en'do-derm). The hypoblast. [Gr., *endon*, within, + *derma*, skin.]
- Endodermophytan** (en'do-der-mo-fi'tan). A genus of the order *Ascomycetes*, which is characterized by growing between the superficial and deep layers of the epidermis. The organisms do not invade the hair follicles, nor produce suppuration, and have been cultivated. **E. castellani.** A species causing a tropical dermatomycosis called *tinea intersecta*. **E. concentricum.** A species causing *tinea imbricata* and found abundantly in the
- scales. **E. indicum.** A species found in some cases of *tinea imbricata*. [Gr., *endon*, within, + *phyton*, a plant.]
- endodiascopy** (en-do-di-a'sko-pe). X-ray examination of a body, organ or cavity.
- endodontitis** (en'do-don-ti'tis). Inflammation of the dental pulp.
- en'do-enteri'tis.** See *enteritis*.
- endogamy** (en-dog'am-e). Marriage within the family group. [Gr., *endon*, within, + *gamos*, marriage.]
- endogenous** (en-doj'en-us). 1. Spore formation within the bacterial cell. 2. Produced within another body cell or organism. [Gr., *endon*, within, + *gennan*, to produce.]
- endoglobular** (en-do-glob'u-lar). Situated within the blood corpuscles; said of malarial germs. [Gr., *endon*, within, + Lat., *globulus*, a globule.]
- endognathion** (end-og-na'the-on). The median portion of the superior maxilla when it remains ununited after birth, and supports a middle incisor tooth. See *exognathion* and *mesognathion*. [Gr., *endon*, within, + *gnathos*, jaw.]
- endolemma** (en-do-lem'mah). The neurilemma.
- endolymph** (en'do-limf). A pale, limpid fluid which entirely fills the membranous labyrinth of the ear. [Lat., *endolympha*, from Gr., *endon*, within, + Lat., *lymph*, water.]
- endolysin** (en-dol'is-in). A bactericidal substance which ferments within the leukocytes which dissolves and destroys bacteria. [Gr., *endon*, within, + *lysin*.]
- endometritis** (en'do-me-tri'tis). Inflammation of the internal portion or lining membrane of the uterus. Its varieties are: atrophic, decidual, exfoliative, fungous, glandular, gonorrhoeal, hyperplastic, interstitial, polypoid, pseudodiphtheritic, senile, septic, tuberculous. [Gr., *endon*, within, + *metra*, the uterus, + *itis*, inflammation.]
- endometrium** (en-do-me'tre-um). The mucous membrane lining the uterus. [Gr., *endon*, within, + *metra*, womb.]
- Endomyces** (en-dom'is-es). Syn. for genus *Monilia*. A genus of the family *Saccharomycetes* and the order *Ascomycetes* of the *Fungi*, being reproduced by external spores, ascospores, and spores within the mycelial tubes. [Gr., *endon*, within, + *mykes*, fungus.]
- endomyocarditis** (en'do-mi-o-kar-di'tis). Endocarditis complicated with myocarditis. [Gr., *endon*, within, + *mys*, a muscle, + *kardia*, heart.]
- endomysium** (en-do-mis'e-um). The connective tissue which binds the muscular fibers together. [Gr., *endon*, within, + *mys*, muscle.]
- endoneurium** (en-do-nu're-um). The delicate connective tissue support surrounding nerve fibers and the capillaries in a nerve funiculus. It is connected with the sheath of the funiculus (perineurium), and most of its fibers extend in a longitudinal direction. [Gr., *endon*, within, + *neuron*, a nerve.]
- endoparasite** (en-do-par'as-it). An inter-

- nal parasite; an organism living within its host. [Gr., *endon*, within, + *parasitos*, parasite.]
- endoparasitism** (en-do-par'as-it-izm). Parasitism within the interior of an organism.
- endopericarditis** (en''do-per-e-kar-di'tis). Endocarditis complicated with pericarditis. [Gr., *endon*, within, + *pericarditis*.]
- endophlebitis** (en''do-fle-bi'tis). Inflammation of the inner coat of a vein. **e. obliterans**. E. resulting in obliteration of the affected vein. **e. portalis**. See *pylephlebitis*. [Gr., *endon*, within, + *phleps*, (*phleb-*), a vein.]
- endophyte** (en'do-fit). A vegetable endoparasite. [Gr., *endon*, within, + *phyton*, a plant.]
- endoplasm** (en'do-plazm). The inner granular protoplasm of the protozoa or of other cells. [Gr., *endon*, within, + *plasma*, formed matter.]
- end organ**. The special structure in which nerve fibers terminate at the periphery. See *nerve endings*, under *separate head*. **tactile e. o.** See *end bulb*, under *separate head*.
- endosarc** (en'do-sark). See *entosarc*.
- endoscope** (en'do-skōp). An instrument for illumination and visual examination of an internal cavity of the body, especially the urethra and the bladder. The term is a generic one including urethroscope, cystoscope, proctoscope, laryngoscope, sigmoidoscope, and enteroscope. [Gr., *endon*, within, + *skopein*, to examine.]
- endoscopy** (en-dos'ko-pe). Inspection of a cavity of the body by means of an endoscope.
- endosmometer** (en-dos-mom'et-er). An instrument for measuring the rapidity of the osmotic passage of water through a membrane. [Gr., *endon*, within, + *metron*, a measure.]
- endosmosis** (en'dos-mōs). That form of osmosis in which the flow of water is from the outside liquid to the more concentrated solution within a membranous cell. [Gr., *endon*, within, + *osmos*, a thrusting.]
- endospore** (en'do-spōr). A spore developing within sporangia of higher fungi or protoplasm of bacteria. See *spore*. [Gr., *endon*, within, + *sporos*, seed.]
- endosporium** (en-do-spor'e-um). The inner layer of the envelope of a spore.
- endosteal** (en-dos'te-al). Of ossification, beginning within the substance of the primitive hyaline cartilage. [Gr., *endon*, within, + *osteon*, a bone.]
- endosteum** (en-dos'te-um). Internal periosteum lining medullary canal of a bone. [Gr., *endon*, within, + *osteon*, bone.]
- endostoma** (en-dos-to'mah). An osseous tumor within a bone. [Gr., *endon*, within, + *osteon*, a bone, + *oma*, tumor.]
- endothelial** (en-dō-thē'lē-āl). Pertaining to or consisting of endothelium.
- endotheliocytosis** (en-do-thē'le-o-si-to'sis). An abnormal increase in the number of endothelial cells.
- endotheliolysin** (en''do-the-le-ol'is-in). A cytolytic which dissolves endothelial cells, as that found in snake venom.
- endotheliolytic** (en''do-the-le-o-lit'ik). Capable of destroying endothelial cells.
- endothelioma** (en''do-the-le-o'mah). A malignant growth of the lining cells of the vessels. The **hemangio-e.** originates from a blood vessel and the **lymphangio-e.** from a lymph vessel. [Gr., *endon*, within, + *thele*, nipple.]
- endotheliotoxin** (en''do-the-le-o-tox'in). A specific toxin which acts on endothelial cells of capillaries and small veins producing hemorrhage.
- endothelium** (en-do-the'le-um). A single layer of flattened cells joined edge to edge to form a covering for the free surface of serous membranes, for the cavities of the heart and blood vessels, and, in general, for any free surface excluded from contact with air. **germinating e.** See *germinating endothelial cell*, under *cell*. **vascular e.** The e. lining the cavities of the heart and the blood and lymph vessels. [Gr., *endon*, within, + *thele*, nipple.]
- endotoxin** (en-do-tox'in). Intracellular protein toxins within such bacteria as the typhoid bacillus and the pyogenic bacteria. They are only liberated when the cell is dissolved and by entering the blood, they produce the various changes characteristic of the infection produced by the organism. [Gr., *endon*, within, + *toxin*.]
- end plate**. The termination of a motor nerve fiber in a striated muscular fiber. **motor e. p.** **motor nerve e. p.** The special expansion of a motor nerve fiber at its termination in a striated muscular fiber. **reticulated e. p.** A form of ending in which a nerve fiber terminates on a tendon or other structure by a fine network of primitive fibrillae. **secretory e. p.** The terminal part of a nerve ending in a gland. **sensory e. p's.** Somewhat peculiar platelike terminations of nerves in muscle, the nerves being supposed by some to be sensory. They are thought to be motor nerve endings by most authors.
- enema** (en'em-ah), pl. *enemata*. Syn.: *clyster*. A liquid preparation to be injected into the rectum. **e. alimentarium**. See *nutrient e. e. medicatum*. A medicated *e. e. nutrienis*, *nutrient e.*, *nutritious e.*, *nutritive e.* An e. composed of alimentary material, such as eggs, milk, blood, beef juice, etc. [Gr., *enema*.]
- enepidermic** (en-ep-e-der'mik). Relating to remedies brought into contact with the skin without friction. See *inunction*.
- energin** (en'er-jin). A certain nutrient made from rice.
- energy** (en'er-je). The capacity for performing work. In physics, the various forms of activity exhibited by matter. **actual e.** See *kinetic e. conservation of e.* The doctrine according to which energy is indestructible, although capable of transformation from one form to another. **dynamic e.**, **e. of movement**. See *kinetic e. e. of position*. See *po-*

tential e. **kinetic e.** E. manifested in the performance of work and the production of motion or of energy in action. **latent e., potential e., static e.** E. that is not actually employed in the accomplishment of work. [Gr., *energein*, to execute.]

enervation (en-er-va'shun). 1. The production of weakness or languor, especially of nervous action. 2. The state of being weakened in nervous activity. [Lat., *ex*, out, + *nervus*, a nerve.]

enesol (en'es-ol). A synonym for mercury salicylarsenate.

engagement. In obstetrics the entrance of the presenting part into the superior strait of the pelvis. **extramedian e.** In cases where the promontory of the sacrum projects so far forward that the superior strait resembles the figure 8, only one-half of the pelvis is available for the passage of the fetus and when the presenting part has entered one part the engagement is said to be extramedian.

engine (en'jen). See *dental engine*.

engorgement (en-görj'ment). Overdistention, as with blood.

entameba (ent-am-e'bah). Syn.: *ameba merozoitè*. The spore liberated in the blood when the segmentation of the malarial parasite is disrupted. [Gr., *en*, in, + *aima*, blood, + *sporos*, spore.]

enlargement (en-larj'ment). 1. The process of becoming or the state of being larger. 2. A portion of a structure that is larger than the rest. **brachial e., cervical e.** An e. of the spinal cord extending from the third cervical to the first dorsal vertebra, its greatest diameter being transverse. From this region of the cord arise the cervical and brachial nerves. **crural e.** See *lumbar e.* **gangliform e.** The intumescentia gangliformis. **lumbar e.** An e. of the spinal cord which begins at the tenth dorsal vertebra, becomes largest at the twelfth, and then gradually diminishes. From it arise the nerves which supply the lower limbs. [Old Fr., *enlarger*, to increase.]

enophthalmia (en-of-thal'me-ah). Retraction of the globe of the eye. [Gr., *en*, in, + *ophthalmos*, the eye.]

enomania (en-o-so-ma'ne-ah). A psychotic symptom in which the subject believes that he has committed unpardonable sins. [Gr., *enosis*, agitation, + *mania*, madness.]

enostosis (en-os-to'sis). An abnormal bony tumor which has developed into the interior of a bone. [Gr., *en*, in, + *osteon*, bone.]

ensiform (en'se-form). Sword-shaped. [Lat., *ensis*, sword, + *forma*, form.]

entrophe (en'stro-fe). A turning inward, especially of the eyelids. [Gr., *enstrephain*, to turn in.]

entacoustic (ent-ak-oo'stik or ent-ak-ow'stik). Of auditory sensations, subjective and originating within or near the ear. [Gr., *entos*, within, + *akouein*, to hear.]

entad (en'tad). Towards the inside.

entameba (ent-am-e'bah). Syn.: *ameba*. A unicellular animal parasite belonging

to the subkingdom *Protozoa*, the class *Rhizopoda*, the order *Amoebida*, the phylum *Sarcodina*, the section *Gymnoamoebida*, and the genus *Entamoeba*. Four distinct species are found in human beings, namely, *E. buccalis*, *E. coli*, *E. histolytica*, and *E. tetragena*. See table of *Entamoeba*.

entamebiasis (ent-am-e-bi-a'sis). Infestation with entamebae.

entasis (en'ta-sis). An old term for constrictive spasm; spasmodic muscular action. [Gr., *enteinein*, to strain.]

enteral. Pertaining to the intestine as distinguished from parenteral. **e. digestion.** D. within the intestine.

enteralgia (en-ter-al'je-ah). Intestinal pain. [Gr., *enteron*, the intestine, + *algos*, pain.]

enterangiemphraxis (en-ter-an-je-em-fraks'is). Obstruction of the intestinal blood vessels. [Gr., *enteron*, the intestine, + *ageion*, a vessel, + *emphraxis*, obstruction.]

enterectasis (en-ter-ek'tas-is). Dilatation of the small intestine. [Gr., *enteron*, the intestine, + *ektasis*, dilation.]

enterectomy (en-ter-ek'to-me). The resection of a portion of intestine. [Gr., *enteron*, the intestine, + *ektennein*, to cut out.]

enter'ic. Intestinal. [Gr., *enterikos*.]

enter'ica. An order in Good's nosology, comprising diseases of the alimentary canal.

enteritis (en-ter-i'tis). Inflammation of the intestine, especially of its mucous coat. **catarrhal e.** Intestinal catarrh; ordinary e. affecting only the superficial portion of the intestinal mucous membrane, giving rise to mucous diarrhea. **croupous e.** See *membranous e.* **diphtheritic e.** A form of e. occurring in infectious and chronic diseases, in which the mucous membrane is covered with an adherent, filmy or flaky, whitish gray deposit. **e. catarrhalis.** See *catarrhal e.* **e. colica.** See *colitis*. **e. iliaca.** E. limited to the small intestine. **follicular e.** Typhoid fever. **membranous e.** Syn.: *pellicular intestinal inflammation*. A form of e. in which membranefike exudates form on the mucous surface. **mucous e.** See *catarrhal e.* **pellicular e.** Mucous enteritis. **phlegmonous e.** A rare form, affecting chiefly the duodenum, characterized by a tendency to suppuration in the submucous connective tissue. [Gr., *enteron*, the intestine, + *itis*, inflammation.]

entero-. A prefix from Gr., *enteron*, intestine; used in compound words and denoting some relation to the intestine.

enterocele (en'ter-o-sel). A hernia containing intestine. [Gr., *enterokele*, from *enteron*, intestine, + *kele*, tumor.]

enterocleisis (en-ter-o-kl'i'sis). 1. Closing wounds of intestine. 2. Intestinal closure. [Gr., *enteron*, intestine, + *kleisis*, closure.]

enteroclysis (en-ter-ok'li-sis). Introduction of fluid into the intestine for nutrient or therapeutic purposes. [Gr., *enteron*, bowel, + *klysis*, injection.]

TABLE GIVING CHIEF DIFFERENCES CITED BETWEEN MEMBERS OF THE GENUS ENTAMEBA PARASITIC IN MAN

NAME OF SPECIES AND DATE DESCRIBED	SIZE OF AMEBOID FORMS AT REST	PSEUDOPODS AND MOTILITY	CYTOPLASM	NUCLEUS	CYSTS	PROPAGATION	CULTURES	EFFECT ON HOST	OTHER POINTS
<i>Ent. buccalis</i> .	6-32 μ	1 to several, not described. Motion moderate.	Distinct ento- and ectoplasm. Former filled with food vacuoles and some greenish granules. No contractile vacuole.	Small amount of chromatin in center and about periphery. In life shows thick glistering membrane.	Contain many nuclei (not further described).	1. Simple amitotic division. 2. Formation of chromatidia and many daughter nuclei after encysting.	Not made.	None so far as known, though forms described in abscess of jaw may be pathogenic varieties of this species.	
<i>Ent. coli</i> Loesch. Described as species distinct from pathogenic form by Schaudinn in 1903.	8-50 μ majority 10-20 μ	Rounded and small. Motion sluggish.	Ectoplasm not distinct unless in motion, then thin pale gray and only slightly refractive. Entoplasm finely granular with few vacuoles which are never contractile. Red blood cells none or few.	Distinct because of large karyosome, large amount of distributed chromatin and definite membrane.	Contain eight nuclei which show distinctly through the more or less irregularly thickened wall.	1. Simple binary fission (mitotic). 2. Autogamous sexual reproduction within cyst.	Claimed by others.	Non-pathogenic.	Craig differentiates ameboid form by Oliver's modification of Wright's stain: ectoplasm is light blue, entoplasm dark blue, nucleus crimson.
<i>Ent. histolytica</i> , Schaudinn. 1903.	20-70 μ majority 25-35 μ .	Long finger-shaped forms. Highly retractile. Motive lively.	Ecto- and entoplasm distinct. Former homogeneous. Latter granular, and generally contain many vacuoles and red blood cells.	Faint because of small karyosome, small amount of distributed chromatin and delicate membrane.	Tiny with thick wall through which stains do not penetrate, hence structure not known.	1. Simple binary fission (mitotic). 2. Chromidia formation with cysts produced by budding.	Claimed by some, denied by others.	Pathogenic for man, dogs, and cats.	With above stain ectoplasm dark blue or violet, entoplasm light blue, nucleus delicate pink or red.
<i>Ent. tetrasena</i> Viereck. 1907.	Same as <i>Ent. histolytica</i> .	Similar to <i>Ent. histolytica</i> .	Similar to <i>histolytica</i> .	Distinct karyosome surrounded by clear space and thin ring of chromatin.	Four nuclei. Cyst wall similar to that of <i>Ent. coli</i> .	1. Primitive mitosis. 2. Autogamous sexual reproduction within cyst.	Negative results reported.	Pathogenic for man and cats.	

enterocolitis. See *inflammatory diarrhea*, under *diarrhea*.

entero-epiplocele (en'ter-o-e-pip'lo sēl).

Hernia of the small intestine and omentum. [Gr., *enteron*, intestine, + *epiploon*, omentum, + *kele*, tumor.]

enterogastritis (en'ter-o-gas-tri'tis).

An inflammation of the stomach and intestines. [Gr., *enteron*, intestine, + *gaster*, stomach, + *itis*, inflammation.]

enterokinase (en'ter-o-kin'ās). An intestinal enzyme which, converting trypsinogen into trypsin, activates pancreatic proteolytic enzymes.

enterol (en'ter-ol). A preparation of cresols, used as an intestinal antiseptic.

enterolite, enterolith (en'ter-o-lit, en'ter-o-lith). An intestinal concretion or calculus. [Gr., *enteron*, intestine, + *lithos*, a stone.]

en'terolithi'asis. The formation or the existence of intestinal concretions.

enteromyiasis (en'ter-o-me-i'as-is). Presence of flies in the intestine. [Gr., *enteron*, bowel, + *myia*, fly.]

enteron (en'ter-on). The intestine. [Gr.]

en'teroparal'ysis. Intestinal paralysis.

enteropathy (en-ter-op'ath-e). Any intestinal disease. [Gr., *enteron*, the intestine, + *pathos*, disease.]

en'teroperitoni'tis. Inflammation of the peritoneal coat of the intestine. [Gr., *enteron*, the intestine, + *peritonaion*, the peritoneum, + *itis*, inflammation.]

enteropexy (en'ter-o-pecks-e). The operation of stitching an intestine to the abdominal wall to hold it in place. [Gr., *enteron*, intestine, + *pexis*, a pulling together.]

en'terophthi'sis. Intestinal phthisis.

enteroplasty (en'ter-o-plas-te). The plastic surgery of the intestines. [Gr., *enteron*, intestine, + *plassein*, to mould.]

enteroptosis (en'ter-op-to'sis). Prolapse of the intestines, observed in Glénard's disease. Used as the general term to denote prolapse of the abdominal organs. See *splanchnoptosis*. [Gr., *enteron*, intestine, + *ptosis*, a fall.]

enterorrhagia (en-ter-or-a'je-ah). Hemorrhage from the intestine.

enterorrhaphy (en-ter-or'raf-e). The operation of stitching together the lips of an intestinal wound or of stitching an intestine to some other structure. [Gr., *enteron*, intestine, + *raphē*, a suture.]

enterorrhexis (en-ter-or-rek'sis). Rupture of the intestine.

enteroscope (en'ter-o-skōp). An instrument for viewing the inside of the intestine, such as the sigmoidoscope. [Gr., *enteron*, intestine, + *skopein*, to view.]

enterosepsis (en-ter-o-sep'sis). 1. Putrefaction of the intestinal contents. 2. Intestinal toxemia. [Gr., *enteron*, intestine, + *sepsis*, putrefaction.]

enterostenosis (en'ter-o-sten-o'sis). Intestinal narrowing, or stricture. [Gr., *enteron*, intestine, + *stenosis*, constriction.]

enterostomy (en-ter-os'to-me). The operation of making a permanent opening into the small intestine, through the abdominal wall, for the purpose of insert-

ing food. [Gr., *enteron*, intestine, + *stoma*, an aperture.]

enteroteratoma (en'ter-o-ter-at-o'mah).

A tumor of the umbilicus formed from the remains of the omphalic duct. [Gr., *enteron*, intestine, + *teratoma*.]

enterotome (en'ter-o-tōm). A knife or scissors for slitting the intestine. [Gr., *enteron*, intestine, + *temnein*, to cut.]

enterotomy (en-ter-o'tōm-e). The operation of making an opening into the intestine. [Gr., *enteron*, intestine, + *temnein*, to cut.]

en'teroty'phus. Typhus fever.

enterozoön (en-ter-o-zō'on). An intestinal enterozoön or intestinal animal parasite. [Gr., *enteron*, the intestine, + *zoön*, an animal.]

enthelmintha (en-thel-min'thah). Pl. *enthelminthes*. Intestinal worms. [Gr., *entos*, within, + *elminis*, a worm.]

ento-. A prefix representing the Gr., *entos*, within, inside.

entoblast (en'to-blast). The rudimentary hypoblast. [Gr., *entos*, within, + *blastos*, sprout.]

entoderm (en'to-derm). The hypoblast. [Gr., *entos*, within, + *derma*, a skin.]

entomere (en'to-mēr). One of the cells resulting from germ segmentation that are destined to enter into the formation of the hypoblast. [Gr., *entos*, within, + *meros*, a part.]

ento'nia. Rigidity of the voluntary muscles; in Young's classification of diseases, belonging to the *paraneurismi*. [Gr., *enteinein*, to strain tight.]

entoparasite. See *endoparasite*.

entophthalmia (en-tof-thal'me-ah). Inflammation of internal eye parts.

entophyte, entophyton (en'to-fit, en-tof'-it-on). An internal vegetable parasite. [Gr., *entos*, within, + *phyton*, a plant.]

entoplastic (en-to-plas'tik). 1. Forming tissue by metamorphosis of their protoplasm within themselves (said of cells). 2. Resulting from such a process.

entoptical (en-top'ti-kal). Relating to visual sensations aroused by some object or stimulus within the eye itself. [Gr., *entos*, within, + *optikos*, optic.]

entop'tics. Pertaining to visual phenomena caused by the shadows of substances within the media of the eye.

entoptoskopy (en-top-tos'ko-pe). 1. The observation of intra-ocular shadows and objects. 2. The perception of circumscribed shadows of opaque particles in the dioptric media of one's own eye or of the blood vessels of one's own retina. [Gr., *entos*, within, + *ops*, the eye, + *skopein*, to view.]

entosarc (en'to-sark). The inner fluid portion of amebae. [Gr., *entos*, within, + *sarx*, (*sarc-*), flesh.]

entotic (en-to'tik). Pertaining to the interior of the ear or to the perception of sound due to some condition of the auditory apparatus, and not to any cause external to the ear. [Gr., *entos*, within, + *ous*, (*ot-*), the ear.]

entozoögenesis (en'to-zo-o-jen'es-is). The generation of entozoa. [Gr., *entos*, with-

- in, + *zoon*, an animal, + *genman*, to produce.]
- entozoölogy** (en'to-zo-ol'o-je). The natural history of entozoa. [Gr., *entos*, within, + *zoon*, an animal, + *logos*, understanding.]
- entropion, entropium** (en-tro'pe-on, en-tro'pe-um). An inversion or turning in; usually applied to the ciliary margin of the eyelid. **e. cicatriciale**. E. resulting from cicatricial contraction. **e. senile**. E. due to shrinking of the globe of the eye in old age. [Gr., *entrepein*, to turn inward.]
- entropy** (en'tro-pe). The tendency to the dissipation or degeneration of the higher forms of energy to heat.
- enucleation** (e-nu-kle-a'shun). The extraction of a tumor from its capsule or shell. The action of unfolding or explaining. [Lat., *enucleare*, to remove the kernel of.]
- En'ula**. 1. The genus *Inula*. 2. See *Inula helenium*.
- enule** (en'yul). A brand name used for a line of pharmaceutical preparations.
- enuresis** (en-u-re'sis). Involuntary micturition, especially of children. [Gr., *enourain*, to make water in.]
- envelope** (en'vel-öp). An investing membrane, sheet, or layer. **fetal e's**. Syn.: *fetal membranes*. The membranes that envelop the fetus; the chorion and the amnion. **medullary e.** The medullary sheath of a nerve fiber. **nuclear e.** See *nuclear membrane*. [Fr., *enveloppe*, wrapper, cover.]
- environment** (en-vi'ron-ment). External circumstances, influences, or surroundings.
- enzoötic** (en-zo-ot'ik). Prevailing among the lower animals of a certain district.
- enzyme** (en'zim). Syn.: *ferment*. Unorganized active principles found in plants and animals, which bring about chemical changes without themselves being altered or entering into the chemical interchange. Their action seems to be very specific. Thus *zymase*, the fermentation enzyme of yeast cells, will cause a fermentation of *d.-glucose*, but not of the antipode *l.-glucose*. The e's perform not only decomposition of chemical compounds, but also synthesize new ones from simple substances. **amylolytic e.** One which converts starch into sugar, as *ptyalin*. **autolytic e.** An e. producing autolysis or digestion of a cell in which it exists. **bacterial e.** An e. produced by bacteria. **coagulating e's**, **fermentation e's**, **oxidizing e's**. E's which cause a change by the addition of oxygen. To the hydrolyzing e's belong the *esterases*, the *carbohydases*, the *proteases*, the *nucleases*, and the *desamidases*. *Zymase* is the best known fermentation e. Rennin and thrombin are coagulating e's. Urease, xantho-oxydase, aldehydase, and tyrosinase are the best known of the oxidizing e's. **hydrolytic e's**, which cause a decomposition by the addition of the elements of water. **polypeptolytic e's**. E's which have the property of hydrolyzing the polypeptids. They are found widely distributed in plant and animal life. [Gr., *en*, within, + *zyme*, leaven.]
- enzymol** (en'zi-mol). A glycerin-aqueous acid extract of mucous membrane of animal stomach with a trace of added thymol. Used to digest necrotic tissue.
- eon** (e'on). 1. A life-time; one's time of life. 2. The spinal cord.
- eosin** (e'o-sin). Tetrabromfluorescin, $C_{20}H_6Br_4O_5$, a 4-atom bromin substitution product of fluorescin. Used as a staining agent for tissues in histological and pathological studies by means of the microscope. [Gr., *eos*, the dawn.]
- eosinophil** (e-o-sin'o-fil). A cell easily colored by eosin, as a variety of the leukocyte having large eosin-staining granules. See also in *appendix*, page 913. [*Eosin*, + Gr., *philein*, to love.]
- eosinophilia** (e'o-sin-o-fil'e-ah). 1. Presence of an unusual number of eosinophilic cells in the blood. 2. Condition of being eosinophilic. [*Eosin*, + Gr., *philein*, to love.]
- eosinophilic, eosinophilous** (e'o-sin-o-fil'ik, e'o-sin-o-fil'us). Easily staining with eosin as an eosinophilic leukocyte.
- eosote** (e'o-söt). Creosote valerianate, an antiseptic liquid.
- epencephalon** (ep-en-sef'al-on). Those parts of the embryonic brain which develop the pons and cerebellum. [Gr., *epi*, upon, + *egkephalos*, brain.]
- ependyma** (ep-en'dim-ah). Syn.: *hind-brain*. The lining membrane of the cerebral ventricles and of the central canal of the spinal cord. It consists of a single superficial layer of pyramidal, often ciliated cells, underlaid by a layer of neuroglia. **e. medullae spinalis**. The spinal portion of the e. **e. ventriculorum cerebri**. The ventricular portion of the e. [Gr., *ependyma*, outer garment, from *epi*, on, + *en*, in, + *dyein*, to don.]
- ependymitis** (ep'en-dim-i'tis). Inflammation of the ependyma.
- ephebic** (ef-eb'ik). Concerning youth or the period of adolescence. [Gr., *ephebikos*.]
- Ephedra** (ef'ed-rah). A genus of gnetaeous plants. **E. antisiphilitica**, **E. vulgaris**, and others are used in syphilis, rheumatism and diseases of the bladder.
- ephedrin** (ef'ed-rin). An amorphous substance obtained by the decomposition of the glucosid contained in *Ephedra antisiphilitica*.
- epheleis** (ef-e'lis). Pl. *epheleides*. A freckle. A brownish red spot without elevation, somewhat irregular in shape, and from the size of a pinhead to a tackhead, occasionally larger, which occur on exposed portions of body. Lentigo is scientific name for them. [Gr., *epheleis*, *epelis*, freckle.]
- ephemeral** (ef-em'er-al). Beginning and ending in a day. [Gr., *ephemerous*, lasting only a day.]
- epidrosis** (ef-id-ro'sis). Excessive sweating independent of the usual physiological causes. Another name for hyperidrosis.
- e. saccharata**. A form of paridrosis said to occur in diabetes mellitus, in which sugar is present in the sweat. **e. tincta**.

- See *chromidrosis*. [Gr., *ephidrosis*, from *ephidroun*, to sweat.]
- epi-, ep-**. A prefix from the Gr., *epi*, upon, at, in addition.
- epiblast** (ep'e-blast). The outer, neuro-epidermal, or corneous layer of the blastoderm. **neural e.** That part of the e. that gives rise to the nervous system. [Gr., *epi*, on, + *blastos*, sprout.]
- epiblepharon** (ep-e-blef'er-on). See *epicanthis*. [Gr., *epi*, upon, + *blephron*, the eyelid.]
- epicanthis, epicanthus** (ep-e-kan'this, ep-e-kan'thus). A rare deformity, usually congenital and bilateral, in which a fold of loose skin stretches across from the inner end of the brow to the bridge or side of the nose and hides the inner canthus. [Gr., *epi*, upon, + *kanthos*, the canthus.]
- epicardium** (ep-i-kar'de-um). The visceral layer of the pericardium. [Gr., *epi*, upon, + *kardia*, the heart.]
- epicarin** (ep-ik'ar-in). A condensation product, oxynaphthylortho-oxytoluic acid, $C_{18}H_{14}O_4$, a non-toxic antiseptic and parasiticide. Used externally in the form of an ointment.
- epicomus** (ep-ik'o-mus). A monster having two heads, one of which is incompletely developed and inserted at the top of the other head. [Gr., *epi*, upon, + *kome*, the hair of the head.]
- epicondylalgia** (ep''ek-on-dil-al'je-ah). A painful affection seated mainly in the region of the epicondyle; attributed to tenositis.
- epicondyle** (ep-e-kon'dil). The ridge of bone, above a condyle. [Gr., *epi*, upon, + *kondylos*, knuckle.]
- epicranium** (ep-e-kra'ne-um). The soft parts covering the cranium. [Gr., *epi*, upon, + *kranion*, skull.]
- epicranius** (ep-i-cra'ne-us). See *table of muscles*, under *muscle*.
- epicrisis** (ep-ik'ris-is). A secondary critical occurrence. [Gr., *epi*, in addition, + *krisis*, a crisis.]
- epicritic** (ep-ik-rit'ik). Term applied to sensations of pressure and tactile discrimination on the skin, and of small temperature changes. [Gr., *epikrisis*, determination.]
- epidemia, epidemia** (ep-id-em'e-es, ep-id-e-me-ah). The prevalence of an epidemic disease; also the disease itself. [Gr., *epidemein*, to prevail epidemically.]
- epidemic** (ep-id-em'ik). 1. Affecting a great many individuals in rapid succession. 2. A particular instance of the prevalence of such a disease. The disease itself. **e. disease.** Same as *e.*, 3d def. [Gr., *epi*, upon, + *demos*, people.]
- epidemicity** (ep''id-em-is'it-e). The character of being epidemic.
- epidemiography, epidemiology** (ep-id-em-i-og'raf-e, ep-id-em-i-ol'o-je). The study of epidemic diseases. [Gr., *epidemia*, an epidemic, + *graphein*, to record, + *logos*, understanding.]
- epidemiologist.** One who makes a specialty of epidemic diseases.
- epidermata** (ep-e-der'mat-ah). Pl. Abnormal growths of the epidermis.
- Epidermidophyton, Epidermophyton** (ep''id-er-mid-of'it-on, ep''id-er-mof'it-on). A genus of the order *Ascomycetes* of the fungi which grows superficially on the human skin without invading the hair follicles or producing suppuration. **E. cruris.** A species producing *tinea cruris*, or chobie itch. **E. perneti.** A species also found in *tinea cruris*. **E. rubrum.** A species found in *tinea cruris*, which grows on culture media with a red color. [Gr., *epidermis*, epidermis, + *phyton*, a plant.]
- epidermin** (ep-e-der'min). An application for skin diseases composed of glycerin and water, calcium or lead oxid, and beeswax.
- epidermis** (ep-e-der'mis). Syn.: *cuticulis externa*. 1. The epiderm, cuticle, or scarfskin; the epithelial or cellular covering of the corium. Its deep or ental surface is accurately molded upon the corium, while the ectal surface forms the outside of the body. It is composed of several layers of cells differing in character in different layers (see *stratum corneum*, *stratum lucidum*, and *rete mucosum*). [Gr., *epi*, upon, + *derma*, skin.]
- epidermoid** (ep-e-der'moyd). Pertaining to, or resembling, the epidermis; epidermic. [Gr., *epidermis*, the epidermis, + *oidos*, resemblance.]
- ep''idermol'ysis bullo'sa.** An hereditary condition of the skin in which bullae form after the slightest trauma. [Gr., *epidermis*, the epidermis, + *lysis*, a loosening, + Lat., *bulla*, a bubble.]
- epidiascope** (ep-e-di'as-köp). A lantern reflecting the image of opaque objects. [Gr., *epi*, upon, + *dia*, through, + *skopein*, to view.]
- epididymis** (ep-id-id'im-is). A long, narrow body attached to the posterior border of the testicle. Its upper and larger extremity is termed the globus major, its lower the globus minor, and the intervening portion the body. It consists principally of the canal of the e., into which the coni vasculosi empty at the upper end, and which, after being greatly convoluted, is continuous below with the vas deferens. [Gr., *epi*, upon, + *didymos*, testicle.]
- epididymitis.** Inflammation of the epididymis. [Gr., *epididymis*, the epididymis, + *itis*, inflammation.]
- epidrome** (ep-i-dröm). Congestion resulting from constriction. [Gr., *epidrome*, a running upon.]
- Epigaea** (ep-e-je'ah). A genus of ericaceous plants. **E. repens.** Mayflower, trailing arbutus; the leaves are used in much the same way as *uva ursi*, in diseases of the urinary organs. [Gr., *epi*, upon, + *gaia*, the earth.]
- epigaster** (ep-e-gas'ter). The after-gut; the embryonic precursor of the colon. [Gr., *epi*, upon, + *gaster*, belly.]
- epigastralgia** (ep''e-gas-tral'je-ah). Pain in the epigastrum. [Gr., *epigastrion*, the epigastrum, + *algos*, pain.]
- epigastric** (ep-e-gas'trik). Pertaining to the epigastrum. [Gr., *epi*, upon, + *gaster*, stomach.]

epigastrium (ep-e-gas'tre-um). Lit., that which lies upon or over the stomach; the superior central region of the abdomen, containing the middle and pyloric end of the stomach, the left lobe of the liver and the lobus Spigelii, the hepatic vessels, the celiac axis, the semilunar ganglia, the pancreas, and parts of the aorta, vena cava, vena azygos, and thoracic duct. [Gr., *epi*, upon, + *gaster*, stomach.]

epigenesis (ep-e-jen'es-is). The doctrine that the embryo is not reformed in the ovum, but arises gradually by the successive changes of the biophoric substance, which in its growth and distribution to the various cells, is modified by various influences, thus causing the cells governed by it to assume diverse functions and structure.

epiglottis (ep-e-glot'tis). A thin leaf-shaped lamella of yellow fibrocartilage placed behind the tongue and in front of the superior opening of the larynx, which it closes during deglutition. [Gr., *epi*, upon, + *glottis*, glottis.]

epiglottitis, epiglottiditis (ep'e-glot-ti'tis, ep'e-glot-tid'i'tis). Inflammation of the epiglottis.

epigonal (ep-ig'on-al). Situated on the embryonic germ gland. [Gr., *epi*, upon, + *gone*, seed.]

epiguanin (ep-e-gwan'in). One of the alloxuric bases, $C_{10}H_{22}N_2O_2$.

epilation (ep-il-a'shun). The act of plucking out hairs by the roots. [Lat., *epilatio*, from *e*, priv., + *pilus*, a hair.]

epilatory. See *depilatory*.

epilepsia. See *epilepsy*. **e. gravior**. The severe form of epilepsy as opposed to *e. minor*, or the mild form. The paroxysm consists of four stages: loss of consciousness, clonic spasms, return to consciousness, lassitude and stupor.

epilepsy (ep'il-ep-se). The falling sickness; a series of diseased conditions characterized by paroxysms of general tonic and clonic convulsions accompanied by loss of consciousness (*grand mal*); or by attacks in which there is more or less impairment of consciousness, but usually no apparent spasm (*petit mal*); or by seizures varying more or less from these types. In severe and long-continued cases, mental deterioration usually appears. The fits or paroxysms are often called forth by stimuli in distant organs. **acute e.** See *eclampsia*. **central e.** E. due to disease of the brain or the spinal cord. **congestive e.** E. dependent upon hyperemia. **cortical e.** Syn.: *hemiplegic e.*, *partial e.*, *focal e.*, *jacksonian e.*, *hemispasm*. A condition, due to some lesion of the cerebral cortex (generally a central convolution), in which the convulsive movements affect at first only a portion of the muscles (usually those of an upper limb), but may eventually become general. **experimental e.** E. artificially induced for experimental purposes. **feigned e.** The performance by which an impostor seeks to give the impression that he is a sufferer from e.; usually an

imitation of the paroxysm of *epilepsia gravior*. It may be detected by exposing the eye to a strong light, when the pupil will contract, whereas in genuine e. it remains dilated. **focal e.** See *cortical e.* **gastric e.** E. due to gastric irritation. **gastro-intestinal e.** Epileptoid convulsions of gastro-intestinal origin. **hemiplegic e.** See *cortical e.* **hysterical e.** See *hystero-epilepsy*. **idiopathic e.** E. occurring without a definitely known cause. **jacksonian e.** Cortical e.; called jacksonian because its pathology was established by Hughlings Jackson. Here the attack begins by distinctly localized spasms, frequently confined to a single group of muscles. **maniacal e., **masked e.** An abortive or irregular form of e., in which there may be no convulsions, but intellectual derangement or other irregular phenomenon. **menstrual e.** E. in which the seizures are associated with menstruation. **nocturnal e.** E. in which the seizures occur mostly at night. **partial e.** See *cortical e.* **reflex e.** E. in which the convulsions are due to reflex irritation. **retinal e.** See *epileptoid amaurosis*, under *amaurosis*. **saturnine e.** A condition in which, as the result of chronic lead poisoning, epileptoid convulsions occur very suddenly, without an aura, and are followed by coma. **senile e.** E. occurring in advanced life; usually due to cerebral endarteritis. **sensory e.** A form of e. originating in the sensory areas of the brain and associated with amaurosis, hemianesthesia, and certain vague movements of the tongue, face, or limbs, but not always with convulsions. **spinal e.** Spastic paraplegia with tonic and then clonic spasms, due to lateral sclerosis of the spinal cord. **syphilitic e.** E. due to syphilis. The irritative lesion is most frequently a meningo-encephalitis, and the convulsions are monospasmodic. **thalamic e.** Of W. A. Hammond, a form of e. characterized by hallucinations, depending on a lesion of the optic thalamus. **traumatic e.** E. resulting from traumatism, especially of the vertex of the skull. [Gr., *epilambanein*, to seize.]**

epilep'tic. Pertaining to, affected with, or of the nature of epilepsy; as a person affected with it.

epileptiform (ep-il-ep'ti-form). See *epileptoid*. [Gr., *epileptos*, epileptic, + Lat., *forma*.]

epileptogenic, epileptogenous (ep'e-lep-to-jen'ik, ep'e-lep-toj'en-us). Giving rise to epileptoid convulsions when irritated. **e. zone**. See under *zone*. [Gr., *epileptos*, epileptic, + *gennan*, to engender.]

epileptoid (ep-il-ep'toyd). Resembling epilepsy or an epileptic convulsion. As a n., a person of a class who suffer from megrim, vertigo, dyspepsia, syncope, hallucinations, and all kinds of abnormal sensations. These symptoms come on periodically and paroxysmally, and occur in persons who have an hereditary neuro.

pathic disposition. [Gr., *epileptos*, epileptic, + *eidōs*, resemblance.]

Epilobium (ep-e-lo'be-um). The willow herb. **E. angusti folium**, **E. antonianum**. The rose willow or bay. The leaves and the root are said to be demulcent, tonic, and astringent, and are employed by the eclectics.

epimere, **epimerite** (ep'e-mēr, ep-im-e'rit). In embryology, the dorsal part of a metamer giving rise to a myotome. [Gr., *epi*, upon, + *meros*, limb.]

epimerite (ep-e-mer'it). An organ belonging to certain gregarine protozoa by which they attach themselves to epithelial cells. [Gr., *epi*, upon, + *meros*, a part.]

epimorphosis (ep-e-mor-fo'sis). That variety of regeneration of a new part in which the proliferation of new material precedes the development of the new part. [Gr., *epi*, upon, + *morphōōn*, to form.]

epimysium (ep-e-me'se-um). See *sarcolemma*.

epinephrin (ep-e-nef'rin). A name given by J. J. Abel to the feebly basic substance obtained from the suprarenal gland of the sheep or other animal. It stimulates the sympathetic myoneural junctions with vasoconstriction, cardiac stimulation, etc. E. is not effective when given by the mouth, and much less active by subcutaneous than by intravenous injection. It is commonly sold in solution containing one-tenth of one per cent. of the base under a great variety of trade names: Adrenalin, adrin, adnephtrin, suprarenal (or adrenal) alkaloid, suprarenalin, suprapsulin, paranephtrin, etc. E. is also prepared synthetically. See *glandulae suprarenales siccae*, under *glandula*.

epineural (ep-e-nu'ral). Upon a neural arch.

epineurium (ep-e-nu're-um). Syn.: *cellular sheath*. Of Key and Retzius, the general connective tissue sheath of a nerve, exclusive of the perineurium and endoneurium. [Gr., *epi*, upon, + *neurōn*, a nerve.]

epinin (ep'in-in). A base, dihydroxyphenylethylmethylamin, said to be derived from laudanin. It is used in one per cent. solution for the same purposes as epinephrin.

epiosin (ep-e'o-sin). A hypnotic derived from morphigenin.

epiperipheral (ep-e-per-if'er-al). At the periphery, exterior; said of anything, especially a sensation, caused by a stimulus acting on the periphery or exterior of the body. [Gr., *epi*, upon, + *periphēreia*, a periphery.]

Epiphegus (ep-if-e'gus). A genus of orbanchaceous herbs. **E. americana**, **E. virginiana**. Beech drops; parasitic on the roots of *Fagus ferruginea* and *Taxus canadensis*. It has been used in diarrhea. [Gr., *epi*, upon, + *phēgos*, the beech tree.]

epiphomenon (ep-e-phe-nom'en-on). An exceptional and superadded phenomenon; one that is not a necessary part of a train of phenomena. [Gr., *epiphainein*, to show forth.]

epiphora (e-pif'o-rah). Syn.: *delacriation*. The watery eye; a more or less constant overflow of tears upon the cheeks, due to eversion, tumefaction, or narrowing of the puncta lacrimalia, or to stoppage of the nasal duct. [Gr., *epiphora*, downflow.]

epiphyseal (ep-if-iz'e-al). Pertaining to, or of the nature of, an epiphysis.

epiphysis (ep-if'is-is). A portion of a long bone formed at either extremity from a secondary or tertiary center of ossification and united to the shaft during early life by an intervening layer of cartilage which in time ossifies. **e. cerebri**. A small reddish body situated at the posterior part of the third ventricle between the corpora quadrigemina. Its function is unknown. **e. cruris longioris incudis**. See *orbicular bone*, under *bone*. **e. ili anterior**. See *cotyloid bone*, under *bone*. [Gr., *epiphysis*, from *epi*, upon, + *phyein*, to grow.]

epiphysitis (ep'if-is-i'tis). Inflammation of an epiphysis. Generally a disease of infancy, affecting principally the epiphyses at the hip, knee, and shoulder.

epiphyte (ep'if-it). A vegetable ectoparasite. [Gr., *epi*, upon, + *phyein*, to grow.]

epiplocele (ep-ip'lo-sēl). A hernia containing omentum. [Gr., *epiploon*, the omentum, + *kele*, tumor.]

epiploic (ep-e-plō'ik). Of or pertaining to the omentum. [Lat., *epiploicus*, from Gr., *epiploon*, omentum.]

epiploitis (ep'ip-lo-i'tis). Inflammation of the omentum. [Gr., *epiploon*, the omentum, + *itis*, inflammation.]

epiploön (ep-ip'lo-on). Caul; omentum. See *omentum*. **colic e.** See *colic omentum*. **cystocolic e.** An omental prominence sometimes found connecting the gall-bladder with the duodenum, forming the anterior border of the foramen of Winslow. **e. majus**. See *great omentum*. **e. minus**. See *lesser omentum*. **gastrocolic e.** See *great omentum*. **gastrohepatic e.** See *lesser omentum*. **gastrosplenic e.** See *gastrosplenic ligament*, under *ligament*. [Gr., *epiploon*, from *epi*, upon, + *plein*, to float.]

epiploxy (ep-ip'lo-pek-se). Suture of the omentum to the anterior abdominal wall. [Gr., *epiploon*, the omentum, + *pexis*, a fixing.]

epiquanin (ep-e-quan'in). A purin base, C₈H₈N₅O, isolated from urine by Krüger.

episarkin (ep-e-sark'in). An alloxur base, C₈H₈N₅O, which is found in the normal urine and also in that of leukemic patients.

episcope (ep'e-skōp). An instrument for the visual examination of a surface. **electric e.** A form of stereopticon in which the electric light is used for illuminating and projecting opaque objects. [Gr., *epi*, upon, + *skōpein*, to view.]

episiotomy (ep-i-se-ot'o-me). Incision of the perineum downward and backward obliquely during the second stage of labor to facilitate the delivery of the presenting part. [Gr., *episeion*, region of the pubes, + *tome*, a cutting.]

epispadias (ep-i-spa'de-as). A rare congenital defect of the wall of the urethra by which the canal opens on the dorsum of the penis in the male and through an opening made by the separation of the labia minora and a fissure of the clitoris in the female. **e. glandis**. A variety in which the urethra terminates on the dorsum of the glans penis. **e. penis**. A form in which the fissure on the dorsum of the penis extends back of the glans. [Gr., *epi*, above, + *span*, to tear away.]

epispilitis (ep'le-sple-ni'tis). Inflammation of the capsule of the spleen. [Gr., *epi*, upon, + *splen*, the spleen, + *itis*, inflammation.]

epistaxis. Reduction to a paste by pounding. [Lat., *e*, intens, + *pistare*, to pound.]

epistaxis (ep-is-tak'sis). Hemorrhage from the nasal passages; nose-bleed. [Gr., *epistaxein*, to bleed at the nose.]

episternal (ep-e-ster'nal). Situated above the sternum. [Lat., *episternalis*, from Gr., *epi*, upon, + *sternon*, sternum.]

epitarsus (ep-e-tar'sus). A congenital pterygial band.

epithalamus (ep-e-thal'a-mus). The posterior portion of the optic thalamus. [Gr., *epi*, upon, + *thalamos*, chamber.]

epithelial (ep-e-the'le-al). Pertaining to, or composed of, epithelium.

epithelioid (ep-e-the'le-oid). Resembling epithelium; said of epitheliumlike cells in tissues derived from the mesoblast and never having had any connection with the archenteron of the embryo. [Gr., *epi*, upon, + *thele*, nipple, + *eidōs*, resemblance.]

epitheliolysin (ep'e-the-le-ol'is-in). A cytolyisin, formed in the serum when an animal is injected with epithelial cells, which will dissolve these cells when they are mixed with dilutions of the serum.

epithelioma (ep'e-the-le-ō'mah). Syn.: *carcinoma epithelioides*. A carcinoma of the skin or the mucous membrane, consisting of squamous epithelial cells.

basal-celled e. An e. consisting of the lowest or malpighian layer of cells in the epidermis. **calcific e.**, **calcified e.** An epithelioma that has undergone calcareous degeneration. **chorio-e.** See *syncytium*. **corneous e.** An e. the layers of which resemble the outer layer of epidermal cells. **cylindrical e.** A variety of e. in which the epithelial cells resemble ordinary columnar epithelia and the structure itself is quite like ordinary mucous membrane. **diffuse e.** A form of epithelioma characterized by a rapid infiltration of the surrounding connective tissue with epithelial cells, especially between the muscles and along the vessels and nerves. **e. contagiosum**, **e. molluscum**. See *molluscum contagiosum*. **e. myxomatodes psammosum**. A peculiar form of tumor found in the third ventricle of the brain, resembling a very soft myxoma; characterized by milk white granular contents. **flat celled e.** See *squamous e.* **pavement celled e.** A form of e. in which the cells resemble

those of pavement epithelium. **squamous celled e.**, **squamous e.** A variety of e. in which the cells resemble those of squamous epithelium and form masses which are very like the follicles of cutaneous glands. **villous e.** An e. on the inner surface of the bladder, which grows in the shape of branched villi. [Gr., *epi*, upon, + *thele*, nipple, + *oma*, tumor.]

epitheliomatous (ep'ith-e-le-ō'mat-us).

Pertaining to the nature of epithelioma.

epithelium (ep-e-the'le-um). A membrane covering free surfaces of the body or lining cavities that communicate with the surface. It is composed of cells joined at their edges and forming one or more composite layers.

alveolar e. The e. of the alveoli of glands or of the lungs.

amniotic e. An e. composed mostly of cuboid or flattened cells somewhat separated and connected by clearly defined intercellular bridges.

areolar e. The e. of the areola of the mamma.

ciliated e. An e. in which the free ends of the cells composing it bear cilia. It is usually composed of a layer of ciliated columnar cells with broad free ends and slender attached ends, while between the attached ends there are one or more layers of rounder cells.

columnar e. An e. composed of columnar cells (e. g., the e. of the stomach and intestine).

cuboidal e. E. in which the cells composing it are cuboidal.

cylindrical e. See *columnar e.*

ectodermic e. E. derived from the ectoderm (e. g., the epidermis, and the e. of the ciliae of the central nervous system).

enamel e. See *cuticula dentis*, under *cuticula*.

enteric e. Cells in the embryo which form the rudiment of the cellular lining of the enteron; in a general sense, the e. of the alimentary canal and the organs derived from it.

entodermic e. The e. derived from the entoderm, e. g., the e. of the alimentary canal, except the mouth.

e. cell. See *epithelial cell*, under *cell*.

lamellosum. See *pavement e.*

e. micans. See *ciliated e.*

e. of the graafian follicle. See *membrana granulosa*, under *membrana*.

e. pavement in sputum, how to recognize; see in *appendix*, page 902.

e. polyhedricum. See *pavement e.*

e. tabulare. See *pavement e.*

e. vibrans. See *ciliated e.*

fibrillated e. E. in which the component cells appear as if formed of rods or straight lines. It is found in parts of the uriniferous tubules and in the ducts of the salivary glands.

flattened e. See *pavement e.*

follicular e. The epithelium lining the graafian follicle and inclosing the ovum.

germ e., **germinal e.**, **germinative a.**

1. An accumulation of the e. that lines the pleuroperitoneal space of the embryo, being that portion situated at the mesial side of each mesonephros, from which the spermatozooids or the ovarian ova take their origin.

2. The cylindrical cells covering the greater part of the ovary and finally sinking into it to form ova or the *membrana granulosa*.

glandular e. The e. which constitutes the proper secreting substance

- of a gland; generally composed of spheroidal cells. **intestinal e.** See *columnar e.* **lamellar e.** See *pavement e.* **laminar e., laminated e.** See *stratified e.* **maternal e.** The e. of the uterus in contradistinction to that of the developing embryo. **olfactory e.** The e. lining the proper olfactory region of the nasal cavity. It consists of ordinary columnar and the proper olfactory cells. **ovarian e.** See *germinal e.* (2d def.). **palisade e.** See *columnar e.* **pavement e.** An e. composed of flattened or platelike cells. It may be simple, as in the alveoli of the lungs, or stratified, as in the epidermis and in the epithelium of the mouth. In stratified pavement epithelia the deeper cells are usually columnar or rounded. **pigmentary e., pigmented e.** An e. in which the cells composing it contain a greater or less amount of pigment, as in the retina. **polyedral e., polygonal e., polyhedral e.** See *pavement e.* **prismatic e.** See *columnar e.* **protective e.** An e. which serves especially for protection, like the epidermis, in contradistinction to an e. serving for secretion or sensation, like glandular and olfactory epithelia. **pyramidal e.** See *columnar e.* **rod e.** See *fibrillated e.* **scaly e.** See *pavement e.* **secreting e., secretory e.** See *glandular e.* **simple e.** An e. composed of a single layer of cells, like the e. of the intestine and of the alveoli of the lungs. **spheroidal e.** See *glandular e.* **squamous e.** See *pavement e.* **stratified e.** An e. composed of two or more superimposed layers. **surface e.** The e. on the surface of an organ, in contradistinction to that which sinks into its substance to form glands, as in the stomach. **tabular e.** See *pavement e.* **tegumentary e.** See *epidermis.* **tessellated e.** See *pavement e.* **transitional e.** An e. composed of two or more layers of cells which dovetail into each other, not giving a distinctly stratified appearance. It is neither stratified nor simple, but appears as if it were in a stage of transition from one to the other. **vibratile e., vibrating e.** See *ciliated e.* [Gr., *epi*, upon, + *thelē*, nipple.]
- epithem** (ep'e-them). A medicinal preparation for external application, such as a poultice, exclusive, according to some authors, of plasters and ointments. [Gr., *epithēma*.]
- epitonic** (ep-e-ton'ik). Increased tonus. [Gr., *epitonos*, strained.]
- epitoxoid** (ep-e-toks'oyd). Syn.: *toxon*. A substance which has less affinity for an antitoxin than is possessed by the toxin. It is a primary secretory product of the diphtheria bacillus. It does not produce acute symptoms, but causes gradual emaciation and paresis in animals.
- epitrochlea** (ep-e-trok'le-ah). The internal condyle of the humerus. [Gr., *epi*, upon, + *trochilia*, pulley.]
- epitrochlear.** Attached to, or situated near, the epitrochlea.
- epitrochleo-anconeus** (epe-tro''kle-o-an''-
- co-ne'us). See *table of muscles*, under *muscle*.
- epitympanic** (ep-e-tim-pan'ik). Situated upon or above the tympanum or the tympanic region. [Lat., *epitympanicus*, from the Gr., *epi*, upon, + *tympanon*, the tympanum.]
- epitympanium** (ep-e-tim'pan-um). The attic; the space lying above the tympanum and immediately beneath the tegmen tympani. [Gr., *epi*, upon, + *tympanon*, drum.]
- epizoic** (ep-e-zo'ik). Of, or pertaining to, the epizoa.
- epizoicide** (ep-e-zo'is-id). A remedy that destroys epizoa. [Gr., *epi*, upon, + *zoon*, an animal, + Lat., *caedere*, to kill.]
- epizoon** (ep-e-zo'on), pl., *epizoa*. An external animal parasite. [Gr., *epi*, upon, + *zoon*, an animal.]
- epizoötic** (ep-e-zo-ot'ik). Prevailing among the lower animals after the manner of an epidemic in man; a disease so prevailing.
- epoch** (ep'ok). A fixed point in the reckoning of time. A period in the life of an individual. [Gr., *epoche*, stoppage, fixed point of view.]
- eponychium** (ep-o-nik'e-um). 1. The embryonic horny nail structure. 2. Nail skin.
- epoöphorectomy** (ep'o-o-fo-rek'to-me). The operation of removing the epoöphoron. [Gr., *epi*, on, + *oöphoron*, ovary, + *ektome*, excision.]
- epoöphoron** (ep-o-öf'o-ron). Syn.: *parovarium*. A body formed of the tubes of the upper part of the mesonephros in the female embryo. It is known also as the organ of Rosenmüller, and is the analogue of the epididymis of the male. [Gr., *epi*, upon, + *oon*, an egg, + *pherein*, to bear.]
- Ep'som salt.** See *magnesium sulphate*.
- epulis** (ep-u'lis), pl., *epulides*. A tumor springing from the periosteum and edge of the alveolus of the maxillary bones and implicating the osseous walls. It may be composed of fibrous or of sarcomatous tissue. [Gr., *epoulis*, a gum-boil.]
- equation** (e-kwa'shun). In chemistry, the notation of a process of decomposition and recombination in the form of an algebraic formula in which the numbers of atoms of each element are the same on each side of the sign of equality. [Lat., *aequatio*, from *aequare*, to make equal.]
- equa'tor oc'uli.** That circumference of the eyeball which bounds its central transverse vertical plane. [Lat., *aequare*, to make equal.]
- equi-.** A prefix from the Lat., *aequus*, equal.
- equilibrium** (e''kwe-lib're-um). Equipoise; the condition in which contending forces are equal. **nitrogenous e.** A condition of the system in which the amount of nitrogen in the egesta exactly equals that in the ingesta. **physiological e.** The condition of the system in which the ingesta exactly equal the egesta. **unstable e.** That state of a body which determines

an increased deviation from its state of equilibrium after it has been disturbed. [Lat., *aequus*, equal, + *librare*, to balance.]

equimolecular (ek''we-mo-lek'u-lar). Being in proportion to the molecular weight. **equination** (ek-win-a'shun). The process of inoculation with the virus of horse-pest. [Lat., *equinus*, equine.]

equinia (e-quin'e-ah). Another name for glanders. See *glanders*. [Lat., *equinus*, horse.]

equinovarus (e-qui''no-va'rus). A form of clubfoot consisting of a combination of pes equinus and pes varus.

equinus (e-qui'nus). See *talipes equinus*. **equipotential** (e-kwe-po-ten'shal). Having equal power; applied to electrified bodies having equal charges. [Lat., *aequus*, equal, + *potentia*, power.]

equisetum (ek-we-se'tum). The horsetail or scouring rush. **E. arvense**. The field horsetail. The stalks are mildly astringent and diuretic. [Lat., *equus*, the horse, + *seta*, coarse hair.]

equivalence, equivalency (e-kwiv'al-ens, e-kwiv'al-en-se). The combining weight of an element as combined with hydrogen. [Lat., *aequivalentia*.]

equivalent (e-kwiv'al-ent). Of equal value; as a n., an e. number, a term formerly used for the amount by weight of an element which was capable of combining with 1 part by weight of hydrogen. Thus, the e. of oxygen was 8, because 8 parts of this element unite with 1 part of hydrogen to form water. The term, however, is now applied to the amount by weight of any element which can replace 1 part by weight of hydrogen in a compound. It is equal to the atomic weight of the element divided by the number representing its quantivalence. **endosmotic e.** The ratio obtained by dividing the quantity of the replacing liquid in osmotic action by the quantity replaced. **osmotic e.** The ratio between the diffusive powers of liquids or gases. [Lat., *aequivalere*, to be worth the same.]

Er. Chemical symbol for the element *erbium*.

erosion (e-ra'shun). A scraping or a removal by scraping. [Lat., *e*, out, + *radere*, to scrape.]

Erb and Charcot's disease. Spasmodic tabes dorsalis.

erbium (er'be-um). A rare metallic element, acting in compounds as a trivalent element. Chemical symbol, Er. Atomic weight, 166.

Erechthites (er-ek-thi'tes). A section of the genus *Senecio*. **E. hieracifolia**. Fire weed. It has been used as an astringent and antispasmodic. [Gr., *erechthein*, to trouble, because the species are troublesome weeds.]

erectile (e-rek'til). Capable of erection. [Lat., *erectilis*.]

erection (e-rek'shun). The process of becoming or the state of being erect, as observed in the penis, the clitoris, and the nipples under the influence of erotic excitement or some other stimulus. Also

applied to the elevation of the hairs. [Lat., *erectio*, from *erigere*, to erect.]

erector (e-rek'tor). See *table of muscles*, under *muscle*.

eremacausis (er'em-ak-aw'sis). The slow oxidation of organic matter, exposed to the action of heat. [Gr., *erema*, slowly, + *kausis*, a burning.]

eremophobia (er-em-o-fo'be-ah). Morbid dread of solitude. [Gr., *eremos*, solitude, + *phobos*, fear.]

erepsin (e-rep'sin). An enzyme secreted by the mucous membrane of the intestine. It has the property of hydrolyzing the proteoses, peptones, casein, and many synthetic polypeptids with the formation of the amino acids.

erethism (er'e-thizm). (Often misspelled, *erythism*). Excitement of an organ or tissue in an unusual degree, also over-excitement of the passions or mental emotions. [Gr., *erethismos*, irritation.]

erethistic, erethitic (er-e-this'tik, er-e-thit'ik). Causing or pertaining to erethism.

ereuthophobia (er'u-tho-fo'be-ah). Pathological fear of blushing. [Gr., *ereuthos*, blushing, + *phobia*, fear.]

erg. The unit of energy; the amount of work done by a body moving through 1 cm. in opposition to a force equal to 1 dyne. [Gr., *ergon*, work.]

ergasia, ergasm (er-ga'se-ah, er'gasm). Functional action. [Gr., *ergasia*.]

ergin (er'gin). A substance forming allergy or uniting with allergin.

ergo-apiol (er'go-a'pe-ol). A proprietary remedy composed of ergotin and apiol, sold in capsules.

ergochrysin (er-go-kri'sin). An inactive resin found in ergot. It combines with the active ergotoxin, in which form it has been called chrysotoxin.

ergograph (er'go-graf). An instrument for recording muscular work. [Gr., *ergon*, work, + *graphein*, to record.]

er'gone. A proprietary preparation of ergot, intended especially for hypodermic use. It is said to undergo change on keeping under certain conditions.

ergophobia (er-go-fo'be-ah). A morbid propensity to shirk work. [Gr., *ergon*, work, + *phobos*, fear.]

ergophore (er'go-for). The part of a molecule of an antigen or antibody on which the specific properties of the substance depends, as the toxophore in distinction from the haptophore, a combining part of the molecule. [Gr., *ergon*, work, + *pherein*, to bear.]

ergostat (er'go-stat). A machine for measuring the work done by a contracting muscle. [Gr., *ergon*, work, + *istanai*, to stand.]

er'got. The sclerotium of *Claviceps purpurea*, growing on and replacing the grain of rye, *Secale cereale*. The chemistry of e. presents many difficulties, and it has been the subject of much dispute, but it appears that ergot contains at least two alkaloids: amorphous ergotin, having crystalline salts, and crystalline ergotin, having amorphous salts; the lat-

ter alkaloid being concerned in the action of e. on blood pressure. E. also contains tyramin, the action of which resembles that of epinephrin, and another amin which is present in small amount and is probably not concerned in the therapeutic action of the drug. It is impossible to give all the terms which have been applied by different investigators to the various substances found in e., the same name having been given to different substances and the same substances having received different names, owing to the difficulty of isolating the various principles in a fair degree of purity. E. is used therapeutically for its action on the uterus, whereby the organ is thrown into tonic contraction, after the delivery of the placenta, or, less frequently, to induce peristaltic contraction to facilitate the expulsion of the fetus [U. S. Ph., Br. Ph.]. List of poisons and their antidotes, see in appendix, page 938. **e. of maize.** The sclerotium of *Ustilago maidis*, growing on and replacing the grain of *Zea mays*; corn smut. It excites uterine contraction of shorter duration than that caused by e. of rye. It is said to produce abortion in cows. **e. of oats.** A variety, slenderer than e. of rye, occurring in commerce either by itself or mixed with e. of rye. Said to act on the uterus as energetically as e. of rye. **e. of rice.** E. produced on the grains of rice by a fungus identical with *Claviceps purpurea*; used in the East Indies as a substitute for e. of rye. **e. of rye.** See *ergot*. **sugar of e.** See *trehalose*. [Lat., *ergota*.]

ergota (er-go'tah). See *ergot*. **extractum ergotae.** A hydro-alcoholic extract of ergot, obtained after precipitating with hydrochloric acid [U. S. Ph.]. The Br. Ph. directs alcohol for the exhaustion of the drug. This extract represents, probably, only a part of the activities of ergot [U. S. Ph.]. **extractum ergotae fluidum** [U. S. Ph.]. **extractum ergotae liquidum** [Br. Ph.]. A fluidextract of ergot. It undergoes rapid deterioration, especially when exposed to the air. **extractum ergotae purificatum.** Purified extract of ergot. **extractum secalis cornutum, extractum ergoti.** Bonjean's ergotin; an aqueous extract of ergot, purified by alcohol. **infusum ergotae.** An infusion of ergot [Br. Ph.]. **vinum ergotae.** A mixture of 20 per cent. of fluidextract of ergot with 80 per cent. of white wine and alcohol [U. S. Ph.].

er'gotin. 1. A term for different extracts representing more or less of the active principle of ergot. Also for watery extracts of ergot. They are complex, ill-defined, amorphous products, varying in their proportions according to the mode of preparation. 2. Of the Br. Ph., 1898, extractum ergotae. 3. An alkaloid obtained from ergot by Tauret. **Bonjean's e.** See *extractum ergotae purificatum*, under *ergota*. **Wenzell's e.** See under *Wenzell*. **Wernich's e.** See under

Wernich. **Wigger's e.** See under *Wigger*. **Yvon's e.** See under *Yvon*. **ergotin** (er-got'in-in). An alkaloid, $C_{25}H_{39}O_5N_5$, first obtained by Tanret in an impure form from ergot. It is amorphous, but forms crystalline salts. It seems to be capable of conversion into the more active ergotoxin within the animal body.

ergotinol (er-got'in-ol). An ammoniated preparation of ergotin.

ergotism (er'go-tizm). Poisoning with ergot. **acute e.** Poisoning by overdoses of ergot; characterized by eructations, nausea, vomiting, colic, diarrhea, vertigo, headache, and muscular prostration. **chronic e.** E. due to the long continued use of ergot as a drug or of bread made from ergoted grain. See *gangrenous e.* and *spasmodic e.* **gangrenous e., necrotic e.** Chronic e. characterized by gangrene of the extremities due to persistent constriction of the arteries, preceded by itching and cutaneous anesthesia. **spasmodic e.** A form of chronic e. in which either there are general convulsions followed by death, or there are itching sensations, especially in the hands, which may occasionally go on to the gangrenous form, with occasional general convulsions, vomiting, colic, and diarrhea. [Lat., *ergotismus*.]

ergotole (er'go-töl). The trade name of a liquid preparation of ergot.

ergotoxin (er-go-tox'in). A crystalline alkaloid, $C_{25}H_{41}O_6N_5$, which occurs in ergot, of which it is an important active constituent. E. causes active contraction of the uterus.

eridin (er'is-in). See *mesotan*.

ericolin (er-ik'o-lin). A resinous powder, obtained from various ericaceous plants.

erigens (er'e-gens). Causing erection, e. g., *nervus erigens*.

Erigeron (e-rij'er-on). 1. A widely distributed genus of composite plants. 2. Fleabane; the herb of *E. heterophyllus* and *E. philadelphicus*, used in dropsical and nephritic diseases. **E. canadensis.** Canadian fleabane; tonic, diuretic, and astringent. The oil is used in gonorrhea and is popularly supposed to control uterine hemorrhage and quicken uterine contraction. **oil of e.** An oil obtained by distillation of the fresh herb of *E. canadensis*. [Gr., *er*, the spring, + *geron*, an old man, because it soon becomes hoary.]

Eriodictyon (er''e-o-dik'te-on). 1. A genus of the *Hydrophyllaceae*. 2. Of the U. S. Ph., the leaves of *E. californicum*. The fluidextract is official in the U. S. Ph. **E. californicum, E. glutinosum.** Yerba santa, California tarbush, containing resins, a bitter extract, tannic acid, and a volatile oil; much used in a syrup for disguising the taste of quinin. It has been used in the form of a tincture in the treatment of asthma, chronic bronchitis, etc. **elixir eriodictyi aromaticum.** An elixir containing the fluidextract of e. and used for disguising the taste of bitter substances, such as quinin

[N. F.] [Gr., *erion*, wool, + *diktyon*, a net.]

erodents (er-o'dents). Medicines or substances that erode. [Lat., *erodere*, to gnaw away.]

eroma'nia. See *erotomania*.

eroin (e-rō'sin). A golden brown, crystalline substance from *Chadamicum luteum*, used as a tonic, diuretic and vermifuge.

erosion (e-ro'shun). 1. An eating away; the action and the effect of a corrosive substance. 2. A circumscribed superficial loss of substance; as in e. of the cervix uteri or chancrous e. [Lat., *erodere*, to gnaw off.]

erotic (e-ro'tik). Pertaining to actual or phantasy feelings which underly the reproductive instinct.

erotomania (e'ro-to-ma'ne-ah). A form of mental excitement characterized by loss of control over the sexual appetite. See *satyriasis* and *nymphomania*. [Gr., *eros*, sexual passion, + *mania*, madness.]

erpiol (er'pe-ol). A proprietary preparation of apiol and allied drugs.

erratic (er-rat'ik). Of diseases, pain, etc., shifting from one part of the body to another or occurring in irregular paroxysms. [Lat., *errare*, to wander.]

er'ror. A failure, a mischance, a going astray. [Lat., *errare*, to wander.]

erubescence (e-ru-bes'senz). Blushing; reddening of the skin. [Lat., *erubescere*, to blush.]

erucin (er'u-sin). A yellow powder obtained from the bitter extract of white mustard.

eructation (e-ruk-ta'shun). A belching up of gas from the stomach.

eruginous (e-ru'jin-us). Resembling verdigris; green like verdigris.

erugo (e-ru'go). 1. Copper rust; verdigris. 2. Rust of any kind. [Lat., *aes*, copper, brass.]

eruption (e-rup'shun). 1. A breaking forth, as of a pent-up gas or liquid. 2. An emergence, as of a tooth through the gum. 3. The breaking out of a rash, also the rash itself. **creeping e.** An eruption of the skin which traverses the surface; due to the parasitic larva, *Gastrophilus*, which burrows under the skin. [Lat., *eruptio*, a breaking out.]

erysimin (er-is'im-in). A glucosid, (C₁₆H₂₂O₈), obtained from the seeds of a species of *Erysimum*; used like digitalin.

erysipelas (er-is-ip'e-las). An acute specific infection of the lymphatic spaces of the corium and the subcutaneous tissues and sometimes of the mucous membranes, characterized by the formation of red, swollen areas, that tend to spread out at the periphery and have no tendency to the formation of pus, to ulceration, or to gangrene, and end in spontaneous resolution without scarring. It is caused by the *Streptococcus erysipelatis*, which enters the tissues through an abrasion. The disease is attended by the constitutional disturbances of an acute febrile affection, the elevation of temperature preceding the appearance of the lesions in the skin and subsiding when the process is checked,

generally from the fifth to the tenth day. When the disease runs a mild course, it is known as **erythematous e.**, and when this mild form spreads widely, it is called **e. migrans**. The disease was formerly known as *St. Anthony's fire*. [Gr., *erysipelas*, from *erythros*, red, + *pella*, skin.]

erysipelatus (er-is-ip-el'at-us). Pertaining to, or of the nature of, erysipelas.

erysipeloid (er-is-ip-el-oyd). A disease similar to erysipelas, lasting about a week under proper treatment, but not attended by fever nor severe constitutional symptoms. It is due to the absorption of putrid animal matter through cracks in the skin, usually of the hands. It is caused by the *Streptothrix Rosenbachii*. [Gr., *erythros*, red, + *pella*, skin, + *eidos*, form.]

erythema (er-ith-e'mah). An increased redness of the skin from engorged capillaries. [Gr., *erythema*, redness.]

erythemia (er-e-the'me-ah). A disease with persistent increase in red cells and due to excessive formation of erythroblasts in the bone and marrow. [Gr., *erythros*, red, + *aima*, blood.]

erythra (er'ith-rah). A skin eruption.

Erythraea (er-e-thre'ah). Blushwort; a genus of the *Gentianeae*. **E. centaureum**. Common European centaury. Used in domestic practice, particularly among Germans. [Gr., *erythros*, red.]

erythrasma (er-ith-raz'mah). A contagious parasitic disease of the skin occurring especially in the groins and axillae, in the form of sharply defined, brownish red, desquamating patches, bordered by a fringe of broken and partly detached epidermis. According to Bärensprung, it is due to presence of the *Microsporion minutissimum* of Burchardt. Others regard the affection as identical with *eczema marginatum*. [Gr., *erythros*, red.]

erythremia (er-ith-re'me-ah). A pathologic over-production of red blood corpuscles. [Gr., *erythros*, red, + *aima*, blood.]

erythrin (er'e-thrin). A compound, C₂₀H₂₂O₁₀, derived from *Rocella tinctoria*; considered also as erythric acid. **e. bitter**. See *picro-erythrin*.

Erythrina (er-e-thre'na). The coral tree. **E. corallodendron**. The West Indian coral tree. Its root is sudorific, the whole plant is sedative and vermifuge, the flowers are pectoral. [Gr., *erythros*, red, from the color of the flower.]

erythrim (er'ith-rizm). Redness of the hair and beard.

erythrite (er'ith-rit). Syn.: *erythroglucin*. A tetrahydric alcohol, obtained from *Protococcus vulgaris* and by decomposing erythrin obtained from several species of *Rocella*.

erythro-. A prefix from Gr., *erythros*, red.

erythroblast (er-ith'ro-blast). The parent cell in which red corpuscles (erythrocytes) are produced. [Gr., *erythros*, red, + *blastos*, sprout, bud.]

erythrocephalin (er''i-thro-sef-a'el-in). Of Podwyssotzki, the coloring principle of ipecacuanha; so called because it ac-

- quires a deep purple-red color with alkalis.
- erythrocyte** (er-ith'ro-sit). See *red blood corpuscles*, under *blood corpuscle*. [Gr., *erythros*, red, + *kytos*, cell.]
- erythrocytosis** (er''ith-ro-si-to'sis). Production of red blood corpuscles.
- erythrodanum** (er-e-throd'an-um). 1. Of Döbereiner, the coloring principle of madder. 2. The genus *Netera*.
- erythroderma exfolian'te**. Another name for *dermatitis exfoliata*.
- erythro-dextrin** (er''ith-ro-dex'trin). A variety of dextrin, prepared from starch by mild hydrolysis, which gives a red coloration with iodine. It does not reduce Fehling's solution. [Gr., *erythros*, red, + *dextrin*.]
- erythrogen** (er-ith'ro-jen). 1. Of Bizio, an undetermined green compound obtained by treating with alcohol a fatty substance extracted from putrid blood; also a crystalline fatty substance found in diseased bile. 2. The red coloring principle of certain flowers. [Gr., *erythros*, red, + *gennan*, to produce.]
- erythroid** (er'ith-royd). Reddish, ruddy. [Gr., *erythros*, red, + *eidos*, resemblance.]
- erythrokatalysis** (er''ith-ro-kat-al'is-is). Excessive destruction of red blood corpuscles as by phagocytosis or by the malarial organism.
- erythrol** (er'ith-rol). See *erythrite*.
- tetranitrate**. Tetranitrol, $C_4H_6O_{12}N_4$. Its action is like that of the nitrites, the vasodilation being slower and more lasting than that of nitroglycerin.
- erythromelalgia** (er''ith-ro-mel-al'je-ah). A nervous disease characterized by the appearance of a persistent patch of congestion, often on the sole of the foot, with swelling and pain, which is increased by exercise. A condition much like acroparesthesia. [Gr., *erythros*, red, + *melos*, a limb, + *algos*, pain.]
- erythromelia** (er''ith-ro-me'le-ah). A disease characterized by painless progressive redness of the skin of the extensor surface of the legs and arms, the redness extending from the center to the periphery. [Gr., *erythros*, red, + *melos*, limb.]
- Erythro'nium america'num**. Adder's tongue; the bulb is emetic.
- erythrophage** (er'ith-ro-fāj). A phagocyte which absorbs the blood pigments and destroys the red blood corpuscles. [Gr., *erythros*, red, + *phagein*, to eat.]
- erythrophilous** (er-ith-ro'fil-us). Lit., fond of red; in microscopy, combining with red in preference to other coloring matters. [Gr., *erythros*, red, + *philein*, to love.]
- erythroplein** (er-e-throf-le'in). An alkaloid, prepared from the bark of *Erythrophloeum guineense*. It has a digitalis action.
- Erythropleum** (er-e-throf-le'um). A genus of leguminous trees. **E. guineense**, **E. judiciale**. The sassy tree of Sierra Leone, ordeal bark tree. The bark (mancona or sassy bark) is used by the natives as an ordeal poison. It contains erythroplein. [Gr., *erythros*, red, + *phloios*, bark.]
- erythrophlogosis** (er''ith-ro-flo-go'sis). Inflammation with decided redness. [Gr., *erythros*, red, + *phlogosis*, a burning.]
- erythrophobia** (er''ith-ro-fo-be'ah). 1. Intolerance of the red color in the spectrum; an occasional symptom after the extraction of cataract. 2. A morbid propensity to blush on slight provocation. [Gr., *erythros*, red, + *phobos*, fear.]
- erythroptasia** (er-ith-rop'se-ah). A visual disorder which causes all objects to appear red. It often follows after dazzling by light reflected from snow. [Gr., *erythros*, red, + *opsis*, vision.]
- erythropsin** (er-ith-rop'sin). See *visual purple*, under *visual*.
- erythrorretin** (er-e-thror-re'tin). A powder found in rhubarb. [Gr., *erythros*, red, + *retine*, resin.]
- Erythroxyton**, **Erythroxyllum** (er-e-throx'il-on, er-e-throx'il-um). A genus of linaceous trees. **E. coca**. A species indigenous to Peru, which furnishes the official coca leaves [Lat., *coca*, U. S. Ph.]. [Gr., *erythros*, red, + *xylon*, wood.]
- es.** 1. Copper ore; copper. 2. Brass.
- Esbach's method**. A very valuable and simple method for determining, approximately, the amount of albumin in the urine. The albumin is precipitated in the presence of acid with a mixture of citric and picric acid in a graduate tube. The volume of the precipitate being a measure for the amount of albumin. [Georges Hubert Esbach, a physician in Paris, 1843-1890.]
- Esmarch's elastic bandage**. A broad strip of rubber shirring or sheet rubber from 3 to 5 yards long, in the form of a roller b., together with a stout solid rubber cord or strap having a chain at one end and a hook at the other; used for expelling the blood from a limb and as a tourniquet in bloodless amputations.
- escalin** (es'kal-in). A proprietary aluminum-glycerin paste. Used in a variety of conditions, the action being probably mechanical and much like that of bismuth subnitrate.
- eschar** (es'kar). A dry slough; the disorganized matter arising from gangrene or cauterization of a part. [Gr., *eschara*, hearth, hence the mark of a burn.]
- escharotic** (es-ka-ro't'ik). Having active caustic properties; producing an eschar. [Gr., *eschara*, hearth.]
- Escherich's bacillus**. See *Bacillus coli*, in *table of bacilli*, under *bacillus*. [Theodor Escherich, Ger. physician, 1857-1911.]
- Eschscholtzia californica** (esh-skölt'se-ah kal-e-for'ne-kah). California poppy; an extract is made from it which is said to be slightly hypnotic.
- esculapian** (es-ku-la'pe-an). Relating to the god of medicine, Esculapius, hence relating to medicine.
- esculin** (es'ku-lin). A glucosid, $C_{15}H_{16}O_9 + 2H_2O$, obtained from the bark of the horse chestnut and other trees of the

genera *Aesculus* and *Pavia*. It has been used as a remedy in malarial disease.

Esculus, Aesculus (es'ku-lus). 1. As used by the ancients, the Italian oak (*Quercus aë.*), or perhaps the holm oak (*Quercus ilex*) or beech (*Fagus sylvatica*). 2. A genus of trees and shrubs of the *Sapindaceae*, tribe *Hippocastaneae*. **Ac. glabra**. Ohio buckeye; a small tree growing along the banks of the Ohio, said to be useful in portal congestion. **Ac. hippocastanum**. The horse chestnut. Deprived of esculin by treatment with alkalis, it has been used as food. It is of little or no use therapeutically. [Lat., *esca*, food.]

escutcheon (es-kut'shun). The name sometimes given to the crinkly coarse hairs on the mons veneris in the adult. [Old Fr., *escuchon*, shield.]

Esenbeckia febrifuga. A species of plant found in Brazil, which furnishes the Brazilian angostura bark.

es'erin. Physostigmin; a poisonous alkaloid, $C_{15}H_{21}NO_2$, obtained from *Physostigma venenosum*. It contracts the pupil and is employed to relieve blepharospasm, to produce miosis after undue mydriasis, and in incipient glaucoma.

eso-. A rare prefix from the Gr., *eso*, within.

esocatophoria (e-so-kat-af-o're-ah). A condition when the visual axis turns downward and inward. [Gr., *eso*, inward, + *kata*, down, + *pherein*, to bear.]

esodic (es-od'ik). See *afferent*. [Gr., *eso*, within, + *odos*, a way.]

eso-enteritis (es'o-en-ter-i'tis). Inflammation of the mucous membrane of the intestine. [Gr., *eso*, within, + *enteron*, the intestine, + *itis*, inflammation.]

esophalgia (e-sof-ag-al'je-ah). Pain in the esophagus. [Gr., *oisophagos*, the gullet, + *algos*, pain.]

esophageal (e-so-fa'je-al). Belonging to the esophagus.

esophagemesis (e-sof-ag-em'e-sis). Regurgitation of food from the esophagus. [Gr., *oisophagos*, the gullet, + *emesis*, vomiting.]

esophagitis (e-sof-aj-i'tis). Inflammation of the esophagus. **corrosive** *E.* Resulting from the necrosis and destruction of tissues caused by swallowing a corrosive poison. [Gr., *oisophagos*, the gullet, + *itis*, inflammation.]

esophagalacia (e-sof'ag-o-mal-a'she-ah). Softening of the esophagus. [Gr., *oisophagos*, the gullet, + *malakia*, softness.]

esophagopathy (e-sof-ag-op'ath-e). Any disease of the esophagus. [Gr., *oisophagos*, the gullet, + *pathos*, a disease.]

esophagoplegia (e-sof-ag-o-ple'je-ah). Paralysis of the esophagus. [Gr., *oisophagos*, the gullet, + *plege*, a blow.]

esophagorrhagia (e-sof-ag-or-raj'e-ah). Hemorrhage from the esophagus. [Gr., *oisophagos*, the gullet, + *regnumai*, to burst forth.]

esophagoscope (e-so-fag'os-kop). An instrument for inspecting the interior of the esophagus by reflected light. [Gr., *oisophagos*, the gullet, + *skopein*, to examine.]

esophagus (e-sof-ag-us). The gullet; the tube extending between the lower pharynx and the cardiac end of the stomach, lying on the anterior surface of the spinal column. It begins about opposite the sixth cervical vertebra, and curves anteroposteriorly to accommodate itself to the cervical and thoracic curvatures of the spinal column. Near the lower part of the neck it is inclined toward the left, and, after returning to the middle line again, passes in the lower part of the thorax to the left. In the lower third of the thorax it is in front of the aorta, and pierces the diaphragm to blend with the tissues of the stomach. In the neck and upper part of the thorax it lies close behind the trachea, and, except near the diaphragm, is on the right side of the aorta. It consists of circular and longitudinal muscular fibers enveloping a coat of mucous membrane. [Gr., *oisophagos*, from *oiscin*, to carry, + *pherein*, to eat.]

esophoria (es-o-fo're-ah). That condition of the eyes in which the visual axes tend to converge and are maintained parallel only by constant muscular effort. Convergent strabismus. [Gr., *eso*, inward, + *pherein*, to bear.]

esomometer (e-sos-mom-et'rum). An instrument for measuring endosmosis. [Gr., *eis*, into, + *osmos*, a thrusting, + *metron*, a measure.]

esoteric (es-o-ter'ik). 1. Coming from within. 2. Within the inner circle of things.

esotropia (es-o-tro'pe-ah). Convergent strabismus. [Gr., *eso*, inward, + *trepein*, to turn.]

-ess. A suffix from the Fr., *-esse*, denoting female persons or animals.

es'sence. Of the Br. Ph., a solution of a volatile oil in rectified spirit; of the Fr. Cod., a volatile vegetable oil; of the other pharmacopœias, an alcoholic solution of a volatile oil. [Lat., *essentia*.]

essentia (es-sen'shah). See *essence*. **e. panasi**. A proprietary preparation, consisting of a four per cent. glycerin-alcohol-water solution of panase.

essential (es-sen'shal). 1. Of or pertaining to an essence. See *e. oil*, under *oil*. 2. Indispensable. 3. Of diseases, specific in nature, not dependent on a local morbid process. Idiopathic. [Lat., *essentia*.]

essentiality (es-sen-she-al'i-t-e). The essential (specific) nature of a disease, as opposed to its dependence upon a local morbid process.

es'ter. Any organic compound formed from an acid and an alcohol, which is made to unite in such a way that one molecule of water is extracted. The term is often confused with ether.

esterases (es'ter-as-es). Enzymes, which have the property of hydrolyzing the esters of the fatty acids.

esterifica'tion. The process of preparing an ester from an alcohol and an acid. It is usually brought about by boiling an alcoholic solution of the acid with some dehydrating agent, as sulphuric or hydro-

- chloric acid, and then distilling. The process of *e.* is just the reverse of the process of saponification.
- esthematorganon** (es-them-at-or'-gan-on). An organ of sense. [Gr., *aisthema*, sensation, + *organon*, organ.]
- esthesia** (es-the'-ze-ah). Perception, feeling, sensation. [Gr., *aisthesis*, perception by the senses.]
- esthesiometer** (es-the-se-om'-et-er). An instrument for determining the degree of acuteness of tactile discrimination. It consists essentially of two movable points, which, being placed upon the skin, are approximated until the two tactile sensations afforded by them are blended into one, and but a single point is felt. [Gr., *aisthesis*, sensation, + *metron*, a measure.]
- esthesodic** (es-the-so'dik). A term applied to the nerve paths of the central nervous system to designate those which convey sensory impulses. Opposed to *kinesodic*. [Gr., *aisthesis*, feeling, + *odos*, path.]
- esthetic** (es-thet'ik). Relating to the beautiful, in a broad sense. Judgments as to feeling. [Gr., *aisthesis*, sensation.]
- esthiomene, esthiomenus** (es-the-om'-en-e, es-the-om'en-us). An old name for lupus and other rodent skin diseases, or as an adjective denoting devouring, phagedenic. [Gr., *esthiomenos*, from *esthein*, to eat.]
- estivo-autumnal**. Pertaining to summer and to fall; a form of malaria in which the parasites have the crescentic form and the manifestations of the disease, i. e., the chills do not conform to a regular sequence.
- estrual** (es'tru-al). Pertaining to the rutting of animals.
- Es'trus, Oestrus**. The gadfly; a genus of dipterous insects typical of the *Oestridae*. [Gr., *oistros*, a gadfly.]
- e'thal, e'thales**. Soot. [Gr., *aithale*.]
- ethane** (eth'an). A paraffin, C_2H_6 . A gas. See *paraffin*. trichlorid of *e.* See *chloroform*.
- etheogenesis** (e-the-o-jen'es-is). The reproduction of a parasite from a male type without any sexual process.
- ether** (e'ther). 1. Primarily, any medium of extreme tenuity. 2. In physics, a supposititious medium of extreme tenuity pervading all space, whose vibrations serve, according to the undulatory theory, for the transmission of luminous, thermal, and electrical impulses. 3. In chemistry (primarily), the substance called variously ethylic or sulphuric *e.*, $(\text{C}_2\text{H}_5)_2\text{O}$ (see *ethyl e.* under separate heading), which was also, at the time of its discovery, called ethereal spirit of wine, vitriolic *e.*, naphtha, etc. The term has since been extended to all bodies of similar constitution to ethyl *e.* (i. e., to all alkyl and aryl oxids). *E.*'s in this sense consist of two alkyl or aryl radicles united with one atom of oxygen. Their general formula, therefore, is R.O.R. (R. denoting any alkyl radicle). If the two hydrocarbons are the same, the compound is called a *simple e.*; if they are dissimilar,
- the compound is a *mixed e.* The term is sometimes confused with *ester*. 4. A volatile liquid containing not less than 96 per cent. ethyl oxid [U. S. Ph.] or 92 per cent. [Br. Ph.]. **absolute e.** Ethyl ether which does not contain water. It is a colorless, limpid, permanent liquid of a strong refractive power, having a specific gravity of 0.710 at 20° C., a peculiar penetrating odor and a sweetish, pungent taste. It is explosive, easily ignited, and burns with a bright flame. **compound spirit of ether**. Syn.: *Hoffman's anodyne*. A preparation made up of stronger ether 30 parts, alcohol 67 parts, and ethereal oil 3 parts. A colorless liquid of sweetish burning taste and peculiar odor [U. S. Ph.]. **ethyl e.** See under *separate head*. **methyl e.** A colorless, inflammable gas, $(\text{CH}_3)_2\text{O}$, heavier than air, of an ethereal odor and aromatic taste. **mixed e.** An *e.* consisting of 1 atom of oxygen united with two dissimilar alkyl radicles. **simple e.** An *e.* consisting of 1 atom of oxygen united with 2 alkyl radicles of the same kind. **spiritus etheris compositus**. See *compound spirit of e.* **spiritus etheris nitrosi**. Spirit of nitrous ether. **stronger e.** Ethyl *e.* containing little or no alcohol or water. **sulphuric e.** See *ethyl ether*, under *separate heading*. **thio-e.** An alkyl sulphid. A simple *e.* in which sulphur replaces oxygen. [Lat., *aether*.]
- ether aceticus** (e'ther as-et'ik-us). Acetic ether, or ethyl acetate; especially a pharmaceutical preparation consisting of ethyl acetate with small quantities of alcohol and water [U. S. Ph., Br. Ph.].
- e'ther chlora'tus**. Hydrochloric ether; ethyl chlorid.
- ethe'real**. Pertaining to, resembling, or made with, ether.
- etherifica'tion**. The formation of an ether from an alcohol. [Lat., *aether*, ether, + *facere*, to make.]
- etherization** (e-ther-i-za'shun). The administration of ether vapor for the purpose of producing general anesthesia.
- eth'rol, ethero'lium**. A volatile oil.
- etheromania** (e'ther-o-ma'ne-ah). Addiction to the habit of taking ether. [Lat., *aether*, ether, + *mania*, madness.]
- ethidene** (eth'id-ēn). See *ethylidene*.
- eth'in**. See *acetylene*.
- e'thiops mineral'is, e'thiops min'eral**. Mercury with sulphur. A preparation consisting of mercury and sulphur triturated together.
- ethmo-**. A prefix from the Gr., *ethmos*, sieve; used in anatomical terms to denote pertaining to, or connected with, the ethmoid bone.
- ethmoid** (eth'moyd). Sievelike. See *ethmoid bone*, under *bone*. [Gr., *ethmos*, a sieve, + *eidōs*, resemblance.]
- ethmoiditis** (eth-moyd-'it'is). Inflammation of the ethmoid bone or of the soft parts immediately beneath it. [Gr., *ethmos*, a sieve, + *eidōs*, resemblance, + *itis*, inflammation.]
- ethnology** (eth-nol'o-je). Study of racial

questions; descent, relationship, movements of races. [Gr., *ethnos*, race, + *logos*, science.]

ethoxycaffeïn (eth-ox'e-kaff'e-in). A crystalline body, $C_{10}H_{14}ON_4$, obtained by boiling bromocaffeïn with 2 parts of potassium hydrate and 10 parts of alcohol. One of the purin derivatives. It is said to be narcotic and has been used in migraine.

ethyl (eth'il). The hypothetical radicle, $CH_3.CH_2$, of ordinary alcohol. **e. acetate**. The ethyl ester of acetic acid, $CH_3.COOC_2H_5$. A colorless, limpid, volatile liquid, with an agreeable, refreshing, ethereal, and somewhat acetous odor and taste. **e. aceto-acetate**. The ethyl ester of aceto-acetic acid, $CH_3.CO.CH_2.COOC_2H_5$. A liquid with a fruitlike odor. **e. alcohol**. See under *alcohol*. **e.amins**. See *ethylamin*. **e. arsenate**. The ethyl ester of arsenic acid. Triethyl arsenate, $(C_2H_5)_3AsO_4$, is a colorless liquid, boiling at about $35^\circ C$. **e. arsenite**. The ethyl ester of arsenious acid. Triethyl arsenite, $(C_2H_5)_3AsO_3$, is a colorless liquid. **e. benzoate**. The ethyl ester of benzoic acid, $C_6H_5.CO.OC_2H_5$, obtained by heating together ordinary alcohol and benzoic acid. **e. borate**. The ethyl ester of boric acid. Three such compounds are known: *e. orthoborate* (triethyl borate), $(C_2H_5)_3BO_3$, a colorless, aromatic, inflammable fluid of bitter taste; *e. metaborate* $(C_2H_5)_2B_2O_4$, a thick, colorless liquid; *e. triborate*, $C_2H_5B_3O_6$, a gummy substance. **e. bromid**. An inflammable, volatile liquid, C_2H_5Br , having an odor and taste like those of chloroform. It is an anesthetic. **e. butyrate**. The ethyl ester of butyric acid, $CH_3.CH_2.CH_2.COOC_2H_5$, an oily liquid having the odor of anise. **e. carbamate**. Syn.: *urethan*. The ethyl ester of carbamic acid, $NH_2.COOC_2H_5$, a white crystalline substance. **e. carbonate**. The ethyl ester of carbonic acid. Several isomers are known. **e. chlorid**. Monochloroethane, $CH_3.CH_2Cl$, a very volatile, inflammable, colorless liquid, of aromatic alliaceous odor and sweetish taste, prepared from alcohol by the action of hydrochloric acid gas, soluble in 10 parts of water. **e. cyanid**. The ethyl ester of prussic acid, $CH_3.CH_2.CN$, a colorless liquid, of aromatic ethereal odor like that of hydrocyanic acid, almost insoluble in water, and boiling at $97^\circ C$. It is poisonous. **e. ether**. See *ethyl ether*, under separate heading. **e. fluorid**. A colorless, inflammable liquid, $CH_3.CH_2F$, having a peculiar taste and an odor like that of horse-radish. It corrodes glass. **e. formate**. The ethyl ester of formic acid, $HCOOC_2H_5$. A low-boiling liquid with an agreeable odor; used as an antiseptic in pulmonary diseases. **e. hydrate**. E. alcohol. **e. ioddid**. A colorless liquid, $CH_3.CH_2I$, of high refractive power, and a peculiar sweetish and ethereal odor and taste, boiling $72^\circ C$; employed by inhalation in bronchitis and dyspnea. **e. mercaptan**. A colorless liquid, $CH_3.CH_2SH$,

having the odor of garlic, and a disagreeable taste, and boiling at $36^\circ C$. **e. nitrate**. $C_2H_5.O.NO$, a pale yellow, inflammable, mobile liquid, of aromatic, penetrating, and ethereal odor, resembling that of apples, and a peculiar, pungent taste. It is present in spirit of nitrous ether (sweet spirit of niter), and is said to constitute the active ingredient of that preparation. It has been found useful in angina pectoris and cardiac dyspnea. **e. orthophosphate**. See *e. phosphate*. **e. oxid**. See *e. ether*, under separate heading. **e. oxylate**. The ethyl ester of oxylic acid $(COOC_2H_5)_2$, a colorless liquid of slightly aromatic odor. **e. palmitate**. The ethyl ester of palmitic acid, $C_5H_5.COOC_2H_5$, a waxy solid. **e. phosphate**. An ethyl ester of phosphoric acid. The e. phosphates include the three salts of orthophosphoric acid and one of pyrophosphoric acid. **e. propionate**. $CH_3.CH_2.COOC_2H_5$, the ethyl ester of propionic acid, a liquid with an agreeable odor. **e. stearate**. The ethyl ester of stearic acid, $C_{17}H_{35}.COOC_2H_5$, a waxy body. **e. sulphate**. An ethyl ester of sulphuric acid. The e. sulphates are: *acid e. sulphate*, *e. sulphuric acid*, and *normal e. sulphate*, *disulphate*, $(C_2H_5.O)_2SO_2$. Both the e. sulphates are found in the oils of wine, the acid sulphate in the light oils of wine and the normal sulphate, in conjunction with other bodies, in other oils of wine. **e. sulphid**. $(C_2H_5)_2S$, a low-boiling liquid of extremely disagreeable odor. **e. sulphhydrate**. See *e. mercaptan*. **e. urethan**. See *urethan*. **e. valerate**, **e. valerianate**. The ethyl ester of valeric acid, $C_4H_9.COOC_2H_5$, a colorless liquid, having a rennetlike and valerianic odor. [æthyl, U. S. Ph., Br. Ph.] [Lat., *aethyl*, *aethylium*, from the Gr., *aither*, ether, + *yle*, material.]

eth'yl al'cohol. $CH_3.CH_2OH$, ordinary alcohol.

ethylam'in. $CH_3.CH_2.NH_2$, a low-boiling liquid with an ammoniacal odor, readily soluble in water. A strong basic substance. **e. hydrochlorid**. The hydrochloric acid salt of e., $C_2H_5NH_2.HCl$.

eth''ylam''inoben'zoate. $C_6H_5.NH_2.COOC_2H_5$, a proprietary preparation introduced as a substitute for cocaine in local anesthesia. Its action is more prolonged than that of cocaine.

ethylate (eth'il-ät). A substitution compound of ethyl alcohol in which the hydrogen in the hydroxyl of the latter is replaced by a metal.

ethylation (eth-il-a'shun). The process of combining or causing to combine with the ethyl radicle.

eth''ylcar'binol. Primary propyl alcohol.

eth''ylcar'bonate. A salt of ethylcarbonic acid.

ethylendiamin (eth''il-en-di-am'in). A base, $CH_2NH_2.CH_2NH_2$, used as a solvent for the false membrane in diphtheria.

ethylene (eth'il-ën). Olefiant gas, $CH_2=CH_2$, a colorless, inflammable gas of pe-

- cular odor. In compounds, it acts as a bivalent radicle. **e. alcohol.** Syn.: *glycol*, *e. glycol*, *e. dihydrate*. A dihydric alcohol, $\text{CH}_2\text{OH.CH}_2\text{OH}$, a colorless, sweetish, syrupy liquid, boiling at 197° C. **e. bichlorid.** See *e. dichlorid.* **e. bromid.** A colorless liquid, $\text{CH}_2\text{Br.CH}_2\text{Br}$, of agreeable odor and a sweet taste. **e. chlorid.** $\text{CH}_2\text{Cl.CH}_2\text{Cl}$, a liquid with a sweetish taste. **e. dichlorid.** Dutch liquid; a colorless, oily, inflammable liquid, $\text{C}_2\text{H}_4\text{Cl}_2$, of sweetish, ethereal odor and taste; isomeric with ethylidene dichlorid. It has been used as an anesthetic and as a local anodyne. [Lat., *aethylenum*.]
- ethyl ether.** $\text{C}_2\text{H}_5\text{.CH}_2\text{-O-CH}_2\text{.CH}_3$, a compound consisting of an atom of oxygen united with two ethyl radicles, prepared by exposing ethyl alcohol to the action of sulphuric acid, and distilling, subsequently purifying the product by the addition of caustic potash or calcium chlorid, and lastly rectifying by distillation. E. is a mobile, colorless liquid, of burning taste and peculiar odor, quite volatile, and very inflammable. Its vapor is heavier than air. Specific gravity at 0° , 0.736. Its vapor mixed with air forms an explosive compound. It is soluble in ethyl alcohol and slightly soluble in water. It is a ready solvent of fats, oils, and resins. The stronger ether of the U. S. Ph. is nearly pure e. e., containing not more than 6 per cent. of alcohol.
- ethylic** (eth-il'ik). Of, pertaining to, containing, or derived from, ethyl.
- ethylidene** (eth-il'id-ën). A bivalent radicle, $\text{CH}_2\text{.CH}_2$. **e. bichlorid**, **e. chlorid**, **e. dichlorid.** A colorless liquid, $\text{CH}_2\text{.CHCl}_2$, having an odor resembling that of chloroform. Under the names of Aran's ether and Wiggan's ether, it has been used as an anesthetic.
- ethylism** (eth'il-izm). Intoxication from ethyl alcohol.
- ethylmor''phinhydrochlorid.** See under *morphin*.
- ethyl salicylate.** $\text{C}_6\text{H}_5\text{.OH.COO(C}_2\text{H}_5\text{)}$; it is analogous to methyl salicylate, and has the same actions and uses.
- ethyox'y**, **ethylox'y'l-**. The $\text{CH}_3\text{.CH}_2\text{O}$ radicle.
- etiolated** (e'te-o-la-ted). Blanched, especially by exclusion from sunlight. [Fr., *étiole*, to blanch.]
- etiolation** (e'te-o-la'shun). The state of being or becoming, or the process of causing to become, etiolated.
- etiology** (e-te-ol'o-je). 1. A rendering of a cause; showing of a reason; the knowledge of causes. 2. In biology, the science of the causes of biological phenomena and of their relation to general physical laws. 3. In pathology, the study of the various causes of disease. [Gr., *aitia*, cause, + *logos*, knowledge.]
- eucain** (u-ka'in). *Alpha e.* is a synthetic derivative of triacetamin, which is no longer marketed. *Beta e.* is a synthetic derivative of vinylidiacetonalkamin. The hydrochlorid, $\text{C}_8\text{H}_7\text{N(CH}_3\text{)}_2\text{C}_6\text{H}_5\text{.COO.HCl}$, is used as a local anesthetic in place of cocain. It is official in the Swiss pharmacopeia.
- eucaloids** (eu'kal-oyds). A trade name for capsules of oil of eucalyptus.
- eucalypten** (u-ka-lip'ten). Of Pereira, a pectinlike substance obtained from a tincture of Botany Bay kino by treating it with ammonia.
- eucalypt''toresor'cin.** A compound made by heating together eucalyptol and resorcin; used as an antiseptic inhalation.
- Eucalyptus** (u-ka-lip'tus). 1. The Australian gum tree. The trees have been employed to drain marshy soil, because of the large amounts of water taken upward by their roots and evaporated from their leaves. 2. Of the U. S. Ph., the leaves of *E. globulus*. **E. globulus.** Blue gum tree. The leaves [U. S. Ph.] contain an essential oil. See *oil of e. e. gum*. Red gum, Australian kino; a gum collected from incisions made into the trunk of several species of E. See *e. gummi*. **e. gummi.** A ruby-colored exudation (so-called red gum) from the bark of *E. rostrata*. **extractum eucalypti fluidum.** Fluidextract of the leaves of *E. globulus* [U. S. Ph.]. **oil of e.** An essential oil obtained by distilling the leaves of various species of E. It should contain at least 50 per cent. of cineol (eucalyptol) [U. S. Ph., Br. Ph.]. **oleum eucalypti.** See *oil of e.* [U. S. Ph., Br. Ph.]. [Gr., *eu*, well, + *kalyptein*, to cover.]
- eucamul** (u'kam-ul). A proprietary emulsion of oil of Eucalyptus.
- eudermol** (u-der'mol). A trade name for nicotin salicylate; used topically in certain skin diseases.
- eudesmol** (u-des'mol). A crystalline camphor allied to eucalyptol, obtained from eucalyptus oil.
- eudiometer** (u-de-om'et-er). 1. An instrument for determining the volume of a gas which consists of a graduate tube closed at one end. 2. An instrument for exploding gases by means of an electric spark in Bunsen's method of volumetric analysis of gases. [Gr., *eudia*, fair weather, + *metron*, a measure.]
- eudiometry** (u-de-om'et-re). See *gasometric analysis*, under *analysis*.
- eudoxin** (u-dox'in). The trade name of a bismuth compound of nosophen; used in intestinal irritation.
- euesthesia** (u-es-th'e'se-ah). A normal condition of the senses. [Gr., *eu*, well, + *aisthesis*, sensation.]
- euformal** (u-for'mol). A proprietary antiseptic containing formaldehyd and other drugs in tablet form.
- eugallol** (u-gal'lol). Pyrogallol monacetate, $\text{C}_6\text{H}_3(\text{OH})_2(\text{CH}_3\text{COO})$; used in psoriasis.
- Eugenia caryophyllata** (u-je'ne-ah kar-e-o-fil-la'ta). Clove tree; indigenous to the Moluccas. The unexpanded flowers

and dried flower buds are the cloves of the U. S. Ph. and Br. Ph.

eugenics, eugenetics (u-jen'iks, u-jen-et'-iks). Syn.: *aristogenics*. Methods by which the physical and moral qualities of future generations may be improved. [Gr., *eu*, well, + *gennan*, to generate.]

eugenin (u'je-nin). Camphor of cloves, $C_{10}H_{12}O_2$, isomeric with eugenol.

eugenol (u'je-nol). A colorless, oily liquid, $C_{10}H_{12}O_2$, found in oil of cloves, of cinnamon, etc. It has the constitution of a methylic ether of a diatomic phenol. It has been used as an antiseptic and antipyretic. **benzoyle**. E. benzoate, used in phthisis and in neuralgic headache. **cinnamyle**. E. cinnamate, used as a substitute for e. e. **acetamid**. The compound $C_6H_5(C_6H_5)(OCH_3)OCH_2CO-NH_2$, used as an antiseptic and local anesthetic. **iodized e.**, **iodo-e**. The compound $C_6H_5I(C_6H_5)(OCH_3)(OH)$, an antiseptic [U. S. Ph.].

euglobulin (u-glob'u-lin). The name given to the serum globulin precipitated by one-third saturation with ammonium sulphate.

eugoform (u'go-form). Acetylated methylene diguaiaicol; used as an absorbent.

eukinase (u-kin'ās). A preparation from pig's intestine used to further pancreatic digestion.

eukinesia (u-kin-e'se-ah). Normal power of movement. [Gr., *eu*, well, + *kinesis*, movement.]

eulachon (u'lak-on). The candle fish (*Thaleichthys pacificus*) of the northern Pacific. Its oil has been recommended as a substitute for cod liver oil.

eumydrin (u-mid'rin). Atropin methyl nitrate, $C_{13}H_{23}O_6N$. It is used to replace atropin as a mydriatic and antihydrotic.

eunatrol, eunatron (u-na'trol, u-na'tron). Trade names for sodium oleate in the form of pills coated with chocolate; used as a laxative.

eunol (u'nol). A preparation of naphthols and eucalyptol, used topically in skin diseases.

eunuch (u'nuk). A human male rendered impotent by removal or injury of the genitals. [Gr., *eune*, a bed, + *echein*, to hold, keep.]

eunuchism (u'nuk-izm). State of castrated male.

eunuchoid (u'nuk-oid). Resembling in certain features a eunuch, often a pituitary defect state.

eunymyin (u-on'im-in). A bitter substance obtained from the bark of *Euonymus atropurpureus*.

Euonymus (u-on'im-us). 1. A genus of plants of the *Celastrineae*. 2. Of the U. S. Ph., the bark of the root of *E. atropurpureus*, wahoo, burning bush. The extract and the fluidextract are official in the U. S. Ph. e. **cortex**. The dried bark of the root of *Euonymus atropurpureus* [Br. Ph.]. **E. tingens**. A species found in India; employed in ophthalmia. **extractum euonymi siccum**. A dried alcoholic extract of euonymus bark mixed with one-fourth of its weight of

calcium phosphate [Br. Ph., 1898.] [Gr., *eu*, well, + *onoma*, a name.]

eupareunia (u-par-u'ne-ah). Ability to copulate without pain or difficulty. [Gr., *eupareunos*, well-mated as bed fellows.]

eupatorin (u-pat-o'rin). A crystallin glucosid extracted from *Eupatorium cannabinum*.

Eupatorium (u-pa-to're-um). 1. Boneset, a genus of composite plants. 2. Of the U. S. Ph., the leaves and flowering tops of *E. perfoliatum*, boneset, or thoroughwort. It contains a bitter principle. The fluidextract is official.

euperistalsis (u-per-is-tal'sis). Normal, painless peristalsis.

euphonia (u-fo'ne-ah). A condition in which speech is clear and easy. [Gr., *eu*, well, + *phone*, voice.]

Euphorbia (u-for'be-ah). Devil's milk; a genus of plants all species of which have a milky juice. **E. corollata**. White-flowered spurge. The root is purgative, diaphoretic, expectorant, and, when fresh, irritant. **E. ipecacuanha**. American ipecacuanha. The root is purgative, somewhat milder than *E. corollata*, but in overdoses apt to produce nausea and vomiting. It is an unfit substitute for ipecacuanha, because of its tendency in overdoses to produce general prostration and hypercatharsis. **E. pilulifera**. A species found in the Antilles and in Australia. The active principle is an acrid resin. It acts as a cardiac and respiratory stimulant. [Named for *Euphorbus*, physician to King Juba, of Mauretania.]

euphorbin (u-for'bin). A bitter acrid substance obtained from euphorbium.

euphorbium (u-for'be-um). Gum e., the concrete resinous juice of certain species of *Euphorbia*. It is violently emetic and cathartic. It is a vesicant, employed in veterinary practice.

euphoria (u-fo're-ah). Happy mood. [Gr., *euphoria*.]

euphorin (u'for-in). Carbonate of ethyl and phenyl, phenyl ethylic urethane, $C_6H_{11}O_2N$, antipyretic, analgetic, and antiseptic.

euphthalmin hydrochlorid (ūf-thal'min hi-dro-kl'o'rid). $C_5H_5N(CH_3)(C_6H_5.CH-OH.CO)HCl$, a preparatory mydriatic preparation closely related to β -eucain.

euplasia (u-pla'se-ah). Normal formation.

euplastic (u-plas'tik). 1. Readily undergoing organization; the opposite of *cacoplastic*. 2. Promoting euplasia. [Lat., *euplasticus*, from Gr., *eu*, well, + *plassein*, to fashion.]

eupnea (ūp-ne'ah). A condition in which the amounts of oxygen and of carbon dioxide in the blood are normal, and the respiratory center is moderately active, thus producing normal respiratory movements. [Gr., *eu*, well, + *pinein*, to breathe.]

Euproctis crysorrhoea. The brown-tail moth that causes a dermatitis.

eupyrin (u-pi'rin). Vanillin-ethylcarbonate-paraphenetidin, $C_6H_5O_5N_2$, closely related to phenacetin, the vanillin being

- introduced with the view of lessening the toxicity of phenetidin. It is antipyretic.
- euquinin** (u-kwin'in). An ethylcarbonic ester of quinin. The hydrochlorid and the tannate are used like quinin.
- euresol** (u'res-ol). Resorcin monacetate, $C_8H_8O_3$, used topically in skin diseases.
- eurobin** (u-ro'bin). A derivative of chryso-robin, used topically in skin diseases.
- europfen** (u'ro-fen). Iododiisobutyl-orthochresol, $C_{22}H_{38}O_2$; used like iodoform.
- eurythrol** (u'rith-rol). An extract of the spleen of the ox; used in anemia.
- euscopol** (u-sko'pol). A trade name for optically inactive scopolamin hydrobromid.
- eusemin** (u-se'min). A sterile solution of cocain and adrenalin hydrochlorids.
- eusomphalus** (u-som'fa-lus). A double monster of which each individual performs its vital functions independently of the other and has its own umbilicus. [Gr., *eu*, good, + *omphalos*, the navel.]
- eustachian** (u-sta'ke-an). See *e. tube* and *e. valve*, under *tube* and *valve*. [Discovered or described by *Bartolommeo Eustachio*, Italian anatomist, 1500-1574.]
- Eustrongylus** (u-strong'il-us). A nematode worm; a genus of the *Strongylidae*. **E. gigas**. Syn.: *E. visceralis*, *Dioclophyme renale*. A species found in the kidney of many of the lower animals, but rarely in man. The eggs are sometimes present in the urine. [Gr., *eu*, good, + *stroggylos*, round.]
- euthanasia** (u-than-a'se-ah). An easy, peaceful or painless death. [Gr., *eu*, well, + *thanatos*, death.]
- euthenics** (u-then'iks). Race betterment through environmental control.
- euthymol** (u-thi'mol). A certain proprietary antiseptic combination.
- eutocia** (u-to'she-ah). An easy parturition, unattended with any deviation from the natural course of events. [Gr., *eutokia*.]
- eutrophia** (u-trof'e-ah). Good and abundant nutrition. [Gr., *eu*, well, + *trephein*, to nourish.]
- eutroph'ic**. 1. Nutritious. 2. Well-nourished.
- eutropon** (u-tro'pe-on). Inversion.
- euzyodynamia** (u-zo''o-di-nam'e-ah). Of Gilbert, integrity of the vital forces and perfect functional regularity. [Gr., *eu*, well, + *zoon*, a living being, + *dynamis*, power.]
- evacuant** (e-vak'u-ant). Causing evacuation, purgative, or cathartic, as an e. remedy. [Lat., *evacuans*.]
- evacuation** (e-vak-u-a'shun). 1. The act of removal of the contents of a cavity. It is often used to signify the emptying of the rectum and in this sense is synonymous with alvine e. 2. Matter discharged from the rectum.
- evacuator** (e-vak'u-a-tor). A mechanical device for washing calculus *débris* out of the bladder in the operation of lithotomy. See *litholapaxy*.
- evagination** (e-vaj-in-a'shun). Protrusion of a part or organ.
- evaporate** (e-vap'o-rât). 1. To convert from a solid or liquid state into a gaseous, by means of slow artificial or natural heat.
2. To undergo such a conversion. 3. To thicken a mixture by driving off more or less of its volatile constituents by means of heat. [Lat., *evaporare*.]
- evaporation** (e-vap-o-ra'shun). The act or process of evaporating. **e. in vacuo**. A process of evaporating extracts in an exhausted receiver, which may be accomplished more rapidly and at a lower temperature than by the ordinary process. [Lat., *ex*, out of, + *vapor*, steam.]
- evaporatorium** (e-vap''o-ra-to're-um). An evaporating apparatus.
- evaporometer** (e-vap-o-rom'et-er). See *atmometer*. [Lat., *evaporare*, to evaporate, + Gr., *metron*, a measure.]
- eventration** (e-ven-tra'shun). 1. A partial protrusion of the contents of the abdomen between the two recti muscles, in consequence of their separation. 2. A hernia appearing at any point of the anterior or lateral surfaces of the abdomen, outside of the recti muscles. [Lat., *eventratio*, from *e*, out of, + *venter*, the belly.]
- eversion** (e-ver'shun). A turning outward or inside out. [Lat., *eversio*.]
- evert** (e-vert'). To turn inside out. [Lat., *e*, out, + *vertere*, to turn.]
- e'vil**. A popular term for certain diseases.
- Aleppo e.** See *Oriental sore*. **fox e.** Baldness. See *alopecia*. **joint e.** A term used in the West Indies for mutilating leprosy. **king's e.** See *scrofula*.
- evisceration** (e-vis-er-a'shun). The act of taking out the viscera, of disemboweling. [Lat., *ex*, out of, + *viscera*, the viscera.]
- Evodia** (e-vo'de-ah). A genus of the *Rutaceae*. **E. fraxinifolia**. A species furnishing a pale yellow oil said to have the power of masking the odor of iodoform.
- evolution** (ev-o-lu'shun). 1. The gradual development of an organism or of one or more of its parts. 2. Of Darwin and others, the supposed process of gradual change by which new species arise and low organisms are converted into higher ones in the course of long periods of time. 3. Of the uterus, its growth and development during pregnancy (the opposite of *involution*). 4. In chemistry, the gradual liberation of a substance (e. g., a gas) from a compound. 5. In obstetrics, see *spontaneous e. doctrine of e.* 1. The theory of the origin of species by the gradual change of lower forms of life through internal agencies, as distinguished from environment. 2. The theory in embryology which holds that the embryo exists preformed in some way in the ovum. **spontaneous e.** The delivery of a small child from a large pelvis, in spite of an abnormal presentation, e. g., a child in transverse presentation is occasionally delivered by spontaneous e. without spontaneous version, provided the child is very small and the pelvis very large. [Lat., *evolvere*, to unroll.]
- evulsion** (e-vul'shun). forcible extraction. [Lat., *e*, out, + *vellere*, to push.]
- ex-**. A prefix from the Gr. and Lat. *ex*, out of.

exacerbation (ex-as-er-ba'shun). A temporary aggravation of the symptoms of a disease. [Lat., *acerbus*, harsh.]

exalgin (ex-al'jin). Methyl acetanilid, $C_9H_{11}NO$, a derivative of the aromatic series, prepared by the action of methyl iodid on sodium acetanilid. It is closely allied to antipyrin in its physiological action, but is said to be less actively analgetic. [Lat., *ex*, priv., + Gr., *algos*, pain.]

exaltation (ex-awl-ta'shun). A mental excitement with euphoria and phantasy thinking.

examination (ex-am-i-na'shun). The action of investigating the nature, qualities, or condition of any object by means of the senses. **bimanual e.**, **combined e.**, **conjoined e.** The e. of a part, e. g., the uterus, with both hands. In the case of the uterus, one hand is laid on the abdomen and the finger or fingers of the other hand in the vagina. **dark ground e.** An apparatus making visible very minute particles, even one millicor or one millionth of a millimeter ($1/1000$). This is effected by means of an intense lateral illumination, the object refracting the light and showing as dark spots on a dark field. It is used to examine fresh specimens of the serous exudation from syphilitic lesions for the *Spirocheta pallida*. **digital e.** An e. with the finger. **e., blood, how to make, see in appendix, page 898.** **e., chemical, of cerebrospinal fluid, see in appendix, page 909.** **e., chemical, of stomach contents, see in appendix, page 903.** **e., macroscopic, of cerebrospinal fluid, see in appendix, page 909.** **e., macroscopical, of stomach contents, see in appendix, page 903.** **e., macroscopic, of stool, see in appendix, page 905.** **e., microscopical, of cerebrospinal fluid, see in appendix, page 909.** **e., microscopic, of stomach contents, see in appendix, page 904.** **e., microscopic, of stool, see in appendix, page 906.** **e. of pleural and ascitic fluid, see in appendix, page 911.** **e. of sputum, macroscopic, see in appendix, page 901.** **e. of sputum, microscopic, see in appendix, page 902.** **e. of vaginal smears, see in appendix, page 911.** **e., sputum, how to make, see in appendix, page 901.** **e., stool, how to make, see in appendix, page 905.** **external e.** 1. Physical e. from without. 2. See *inspection*. **instrumental e.** An e. by means of instruments. **internal e.** An e. of the interior of a part by means of the finger or an instrument inserted within the body. **manual e.** An e. with the hand. **microscopical e.** E. with the microscope. **oral e.** The e. of a patient by word of mouth as opposed to written examination. **physical e.** E. by means of sight, hearing, smell, touch, as distinguished from interrogation. **post mortem e.** The e. of a dead body, especially with the object of discovering the cause of death. [Lat., *examinatio*, from *examinare*, to examine.]

examination (ex-an-im-a'shun). 1. Swoon-

ing. 2. Death. [Lat., *ex*, priv., + *anima*, soul.]

exanthem, exanthema (ex-an'them, ex-an-the'mah). Pl. *exanthemata*. An efflorescence, eruption, or rash, occurring in the course of a specific infectious disease, such as scarlet fever, measles, or smallpox. *Exanthemata*, the plural, is more chiefly used and signifies the following diseases: scarlet fever, measles, German measles, smallpox, typhus, vaccinia, varicella. [Gr., *exanthena*, from *ex*, out, + *anthein*, to blossom.]

exarteritis (ex-ar-ter-i'tis). Inflammation of the outer coat of an artery.

exhibition (ex-bib-ish'un). The passage of fluids out of a body, as opposed to imbibition. [Lat., *ex*, out, + *bibere*, to drink.]

excavatio (ex-ka-vah'te-o). See *excavation*. **e. Douglasii**. See *recto-uterine pouch*. **e. ischio-rectalis, e. perinei, e. recto-ischiadica**. See *ischio-rectal fossa*, under *fossa*. **e. recto-uterina**. Douglas's pouch in the female. **e. rectovaginalis fasciae pelvis**. The pouch formed by the pelvic fascia in the middle line, between the vagina and the rectum. **e. rectovesicalis**. See *rectovesical pouch*, under *pouch*. **e. vesico-uterina**. See *vesico-uterine pouch*, under *pouch*. **e. vesico-vaginalis fasciae pelvis**. The pouch formed by the pelvic fascia in the middle line, between the bladder and the vagina.

excavation. 1. The act of making a hollow. 2. A hollow. [Lat., *excavare*, to hollow out.]

excavator (ex'kav-a-tor). A hand tool with a delicate blade, used in dentistry for removing carious dentin and for shaping cavities.

excerebration (ex-ser-e-bra'shun). The operation of removing the brain of the fetus, in order to diminish the size of the head, and thus render delivery possible, in cases of great disproportion. [Lat., *ex*, out, + *cerebrum*, the brain.]

excernant (ex-ser'nant). See *excretory*. [Lat., *excernere*, to sift out.]

excipient (ex-sip'i-ent). Any indifferent substance serving to give form, consistence, etc., to a medicinal substance blended with or dissolved in it, particularly a pill mass. [Lat., *excipere*, to receive.]

excision (ex-sish'on). The action or process of cutting off or out of any part of the body. [Lat., *excision*, from *ex*, out, + *cedere*, to cut.]

excitability (ex-si-ta-bil'it-e). Capability of being excited; sensitiveness to stimulation. **independent e.** The power possessed by a muscle of responding to a stimulus applied directly to its substance without the intervention of its motor nerves. **reflex e.** Sensitiveness to reflex irritation. [Lat., *excitabilitas*.]

excitant (ex-si'tant). Stimulating the action of any of the organs, especially that of the nervous system; as a remedy so acting. [Lat., *excitare*, to rouse.]

- excitation** (ex-si-ta'shun). The production of excitement, also a state of excitement, especially of the nervous system.
- excitement** (ex-sit'ment). 1. In general, the state of being excited. 2. Of Cullen, the reestablishment of the normal activity of the brain on waking or on emerging from any pathological state of the cerebral functions.
- exciting** (ex-sit'ing). 1. Causing excitement. 2. Of the causes of disease, acting immediately, as opposed to remotely.
- excit'tomo'tor**, **excit'tomoto'ry**. Exciting muscular action (said of drugs and of particular portions of the nervous system).
- excit'tosecre'tory**. Tending to produce secretions, especially by impressions reflected from some other part of the body, as the secretion of tears excited by mental emotions.
- excit'tovasomo'tor**. Allowing stimuli to reach the vasomotor centers and thus give rise to a constriction of the blood vessels and consequently an increased arterial blood pressure; said especially of an afferent nerve.
- exclave** (ex'klāv). A detached part of an organ. [Lat., *ex*, out, + *clavis*, key.]
- exclusion** (ex-klū'shun). 1. A shutting out, as of germs from a wound. 2. The process of discovering the nature of a disease by disproving successively all the other conceivable hypotheses is called diagnosis by exclusion. [Lat., *excludere*, to shut out.]
- excoriation** (ex-ko-ri-a'shun). An abrasion of a portion of the skin or of the coating of any organ of the body. [Lat., *ex*, out, + *corium*, the skin.]
- excrementitial**, **excrementitious** (ex-kre-men-tish'al, ex-kre-men-tish'us). Of the nature of excrement. [Lat., *excrementitius*.]
- excrementum** (ex-kre-men'tum). Excrement. **excrementa cerebri**. Syn.: *purgamenta cerebri*. The nasal discharge. **menstruum e.**, **menstruum e.** The menstrual discharge.
- excrecence** (ex-kres'ens). A morbid outgrowth from a cutaneous or mucous surface; in botany, a nodule or embryo bud on the surface of a stem, a gall, etc. **cauliflower e.** Soft cancer of the cervix uteri. **fungating e.**, **fungous e. of the umbilicus**. Syn.: *granuloma of the umbilicus*, *warty tumor of the umbilicus*, *vascular polypus of the umbilicus*. An exuberant nipplelike fungous growth springing from the umbilicus after the separation of the umbilical cord. **horny e.** See *cornu cutaneum*. **papillary e's of the membrana tympani**. Light red papillae, of varying size, occurring singly or in groups, or in great numbers spread over the whole surface of the tympanic membrane. They are a somewhat uncommon result of chronic myringitis. **warty e.** See *condyloma*. [Lat., *ex*, out, + *crescere*, to grow.]
- excrement** (ex-kres'cent). Having the form of an excrecence.
- excreta** (ex-kre'tah). Matters voided from the body, especially the urine and feces.
- excretin** (ex'kre-tin). A non-nitrogenous crystalline body, resembling cholesterolin, obtained from human feces, by exhausting with alcohol and precipitating with milk of lime. It is probably impure cholesterolin.
- excretion** (ex-kre'shun). A secretion which is passed to the exterior and contains waste material. [Lat., *excretio*.]
- excretory** (ex'kre-to-re). Pertaining to or performing excretion.
- exencephalia** (ex-en-sef-al'e-ah). A generic term for meningocele, encephalocele, hydrancephalocele, and synencephalocele; a malformation in which a portion of the cranial contents lies outside the skull. **complete e.** That form in which there is no proper tumor, but the skull is wholly or in great part membranous. [Gr., *ex*, without, + *egkephalos*, the brain.]
- exercise** (ex'er-sis). The voluntary use of any power or faculty; as commonly used, systematic muscular exertion for the benefit of the health. **e. bone**. A bone developing in a muscle, a tendon, or fascia as a result of trauma, e. g., an e. b. of the deltoid caused by the rifle coming forcibly in contact with the musket during drill. **passive e.** E. in which the body is subjected to movements imparted from without, the only voluntary exertion made being such as is required to maintain the balance and the posture. [Lat., *exercitatio*.]
- exflagellation** (ex-flaj-el-a'shun). The extrusion from the body of the male malarial parasite of actively motile threads, or flagellated bodies, one of which enters and fertilizes the female form. [Lat., *ex*, out, + *flagellum*, a switch.]
- exfolia'tio area'ta lin'guae**. Syn.: *transitory benign plaques of the tongue*. A disease of the mucous membrane of the tongue characterized by round or gyrate patches of a reddish color denuded of epithelium, and surrounded by a narrow border of yellowish, apparently thickened epithelium. The disease has been most commonly observed in children, but occurs also in adults. It differs from leukoplakia buccalis chiefly in the tendency of patches to change rapidly from place to place and to disappear suddenly.
- exfoliation** (ex-fo-le-a'shun). The separation of dead tissue (e. g., the epidermis or a superficial portion of bone) in the form of flakes or sheets. [Lat., *exfoliare*, to strip off leaves.]
- exhalation** (ex-ha-la'shun). 1. The giving off of finely divided or vaporous substances, as of water and carbon dioxide, from the lungs, from the skin, etc. 2. Expiration. **pulmonary e.** 1. Air expired from the lungs. 2. The watery vapor excreted by the lungs and sent out with the expired air. [Lat., *exhalare*, to breathe out.]
- exhaustion** (ex-hawst'yun). 1. In pharmacy, the process of dissolving out one or more of the constituents of a crude drug by maceration or percolation. 2.

A state of prostration of the vital forces.
heat e., solar e. See *insolation*. [Lat., *ex*, out, + *haurire*, to drain.]
exhibition. The administration or employment of a particular remedy. [Lat., *exhibitio*, from *exhibere*, to display.]
exhibitionism (ex-hib-ish'un-izm). A sexual characteristic to display the genitals in the presence of other persons; normal in infancy, but repressed in later life and showing itself in various sublimated forms in health, and in actual infantile form in disease.
exhilaration (ex-il-ar-a'shun). 1. A condition of moderate exaltation of the mental and bodily powers, accompanied with a feeling of content and often with a tendency to boisterousness; often seen in the first stage of the action of alcohol and after a refreshing bath, etc. 2. The production of such a condition. [Lat., *exhilarere*, to gladden.]
Exner's color figures. Figures which are formed by homogeneous red, green and blue light falling interruptedly upon the retina.
exo-. A prefix from the Gr., *exo*, without, outside of.
exodic (ex-od'ik). See *effluent*. [Lat., *exodicus*, from Gr., *ex*, away from, + *odos*, a path.]
exodin (ek'so-din). A proprietary mixture of derivatives of rufgallic acid. It is said to induce catharsis without causing pain.
exogamy (ex-og'am-e). Marriage outside of the family. Systems of precautions taken to prevent incestuous relationships. [Gr., *ex*, out, + *gamos*, marriage.]
exogenous (ex-oj'en-us). Originating without. In physiology, the converse of endogenous. [Gr., *exo*, without, + *genan*, to produce.]
exognathion (ex-og-na'the-on). The alveolar process of the superior maxilla.
exophoria (ex-o-fo're-ah). A tendency toward an outward deviation of the axis of the eye. [Gr., *exo*, outward, + *pherein*, to bear.]
exophoric. Having exophoria.
exophthalmia. Abnormal protrusion of the eyeball. **e. cachectica.** See *exophthalmic goiter*. **e. fungosa.** A late stage of glioma retinae, after the malignant growth has filled the eyeball and caused a perforation of the cornea or anterior portion of the sclera. The growth then protrudes, proliferates very rapidly, and gives a fungous appearance to the front of the eyeball. [Gr., *ex*, out, + *ophthalmos*, the eye.]
exophthalmic goiter (ex-of-thal'mik goy'ter). A disease characterized by an enlarged thyroid gland accompanied by protrusion of the eyeballs, rapidity of the heart's action, anemia, muscular weakness and tremor.
exophthalmos, exophthalmus (ex-of-thal'mos, ex-of-thal'mus). Abnormal protrusion of the eye. **pulsating e.** A disease of the orbit characterized by protrusion of the eyeball, subjective noises over the region of the orbit and the cranial

bones in the vicinity, and visible pulsation in the eyeball or the anterior portion of the orbital aperture; due either to a disease of the blood vessels in the orbit or in the cranial cavity, or in rare instances to some obstruction to the venous current through the cavernous sinus. [Gr., *ex*, out of, + *ophthalmos*, eye.]
exosmometer (ex-os-mom'et-er). See *endosmometer*.
exosmose (ex'os-mös). In osmosis, the passing of a current outward through a membrane. [Gr., *exo*, outside, + *osmos*, a thrusting.]
exosmotic, exosmic (ex-os-mo'tik, ex-os-mik). Pertaining to exosmosis.
exospore (ek'so-spör). A spore arising from the terminal end of a hypha by budding. See *spore*.
exostosis (ex-os-to'sis). A morbid bony outgrowth or enlargement projecting outward from the surface of a bone or a tooth. [Gr., *ex*, out, + *osteon*, a bone.]
exothermic (ex-o-ther'mik). In chemistry, a chemical reaction with the production of heat. [Gr., *exo*, without, + *thermos*, hot.]
exot'ic. Not indigenous; of foreign origin. [Gr., *exotikos*.]
exotospore (ex-o'to-spör). The needle-shaped form of the spore of the malarial parasite which is introduced by the agency of the mosquito into the human body.
exotoxic (ek-so-toks'ik). Produced by a toxin not a part of the organism itself. [Gr., *exo*, outside, + *toxic*.]
exotoxin (ek-so-toks'in). A soluble bacterial toxin which is excreted into the surrounding fluid or tissues by the bacterium during its life, as the toxin produced by the diphtheria bacillus. [Gr., *exo*, outside, + *toxin*.]
exotropia (ex-o-tro'pe-ah). Outward deviation of the axis of the eye. Divergent strabismus. [Gr., *exo*, outward, + *trope*, turning.]
expansion (ex-pan'shun). A spreading out; increase in volume. **coefficient of e.** The increase in length (linear e.) or in volume (cubical e.) of a substance, when its temperature is raised 1° C. from zero. **linear e.** Elongation by e. **muscle e.** The degree to which a muscle is stretched by an attached weight. [Lat., *expansio*, from *expandere*, to spread out.]
expectant. Characterized by waiting. **e. treatment.** See under *treatment*. [Lat., *expectans*, p. ppl. of *expectare*, to look frequently.]
expectation (ex-pek-ta'shun). The expectant method of creating disease. **e. of life.** In life insurance, the length of time that a person of a given age and in good health may be expected to live.
expectorant (ex-pek'to-rant). Promotive of expectoration.
expectoration (ex-pek-to-ra'shun). 1. The act of expelling from the mouth matter which has been brought to it from the lungs or from the passages which lead to them. 2. See *sputum*. **prune juice e.** The peculiar sputum of pneumonia, es-

- pecially when the disease is hastening to a fatal termination. It is less abundant, less tenacious, and darker in color than the ordinary rusty sputa of pneumonia. [Lat., *ex*, out, + *pectus*, breast.]
- experiment** (ex-per'im-ent). A trial, test; the careful and methodical observation of what takes place under conditions that have been arranged for the purpose of eliminating all sources of error in deduction so far as possible. **check e.**, **control e.** An e. consisting in the repetition of a previous e., the conditions being changed in some particular so as to prove the validity of the inference drawn from the first e. **croaking e.** The production of a croak in a male frog, deprived of its cerebrum, by gently pressing the flanks. [Lat., *experiri*, to try.]
- experimen'tal.** Pertaining to, or derived from, experiment or experience.
- experimenta'tion.** The performance of experiments.
- experimen'tum.** See *experiment*. **e. crucis.** See *crucial test*, under *test*.
- ex'pert.** A person reputed to have special knowledge of a particular subject. [Lat., *expertus*, from *experiri*, to be experienced.]
- expiration** (ex-pi-ra'shun). Breathing out, exhalation. The act of expelling the air from the lungs. In ordinary tranquil breathing, e. is accomplished (*a*) by gravity and the elasticity of the thorax, both of which tend to bring the ribs back to the position occupied before inspiration; (*b*) by the elasticity of the lungs; (*c*) by the elasticity of the abdominal walls and viscera which arch the relaxed diaphragm back into the thorax. In this way the thorax is narrowed in its three diameters and the air is forced from the lungs. **forced e.**, **forcible e.**, **labored e.** Expiratory movements in which the ordinary expiratory efforts due to the elasticity of the lungs, thorax, and abdomen are assisted and increased by the so-called expiratory auxiliaries, i. e., the abdominal and part of the thoracic muscles. If the respiratory movements become excessively labored there is brought into coördinate action every muscle in the body which can either directly, or indirectly, by giving fixed support to other muscles, lessen the cavity of the thorax, and thus force the air from the lungs. [Lat., *ex*, out, + *spirare*, to breathe.]
- expiratory** (ex-pi'ra-to-re). Pertaining to expiration. **e. center.** See under *center*.
- expired** (ex-pi'rd'). Breathed out; given off from the lungs.
- exploration** (ex-plo-ra'shun). The examination of an organ, a wound, or a sinus by the use of some physical appliance, such as the finger, a probe, or a sound. [Lat., *explorare*, to search out.]
- explosion** (ex-plo'shun). 1. A noisy and violent commotion from the bursting of a receptacle containing gas or liquid under pressure or from the sudden evolution of gas in consequence of chemical action precipitated by ignition or concussion. 2.
- In medicine, the sudden occurrence of symptoms (e. g., convulsions). [Lat., *explodere*, to drive away.]
- exposure** (ex-po'siur). 1. A laying bare to view, to the sun, to the action of cold, etc.; a divesting of the ordinary clothing so as to lay a part open to observation. 2. Subjection to the danger of infection. [Lat., *exponere*, to lay bare.]
- expulsion** (ex-pul'shun). The action of expelling or driving out by force. [Lat., *expulsio*, from *expellere*, to expel.]
- expul'sive.** Tending, or having the power, to expel. In obstetrics, serving to expel the uterine contents; said of the pains of labor. In pharmacology, diaphoretic.
- exsanguination** (ex-san-gwin-a'shun). Deprivation of blood (as in the process of squeezing the blood from a limb toward the trunk by bandaging). [Lat., *ex*, out, + *sanguis*, blood.]
- exsan'guine**, **exsanguin'eous.** Deprived of, or destitute of, blood.
- exsanguinity** (ex-san-gwin'it-y). The state of being exsanguine.
- excise** (ex'ik-kät). To dry, to make dry, to remove moisture from. [Lat., ppl. stem of *excicare*, to dry up.]
- excisa'tion.** See *dessiccation*.
- excis'cative.** See *dessicative*.
- excis'icator.** See *dessicator*.
- expirator** (ex-spi-ra'tor). A large flask with a stopcock devised by Vierordt to receive expired air for analysis.
- exstrophy** (ex'stro-fe). 1. That state of a hollow organ in which it is turned inside out. 2. A malformation in which the interior of a hollow organ (e. g., the bladder) is exposed by a defect of the abdominal wall. 3. Of the eyelid, see *ectropion*. [Gr., *ex*, outward, + *strephein*, to turn.]
- exsuccous** (ek-suk'kus). Without juice. [Lat., *ex*, priv., + *succus*, juice.]
- exsuction** (ek-suk'shun). A sucking out, as of a poison, from a wound. [Lat., *exsugere*, to suck out.]
- exsufflatio** (ex-suf-flah'te-o). Forcible expiration.
- extemporaneous** (ex-tem-po-ra'ne-us). Of a prescription, devised for the occasion, and not according to a standing formula. Of a pharmaceutical preparation, one which must be prepared as required, owing to its tendency to deteriorate on standing, e. g., infusions. [Lat., *ex*, without, + *tempus*, time.]
- exten'sion.** 1. A straightening, as of the limbs. 2. A stretching, as of a limb for reducing a fracture or a dislocation. 3. In obstetrics, a backward inclination of the head of the fetus by which the chin is thrown away from the sternum. [Lat., *extensio*, from *extendere*, to stretch out.]
- exten'sor.** A muscle that acts to extend a part. For the different extensor muscles, see *table of muscles*.
- extergent.** See *detergent*.
- exterioration** (ex-te-re-o-ra'shun). 1. The mental faculty by which the image of an object seen is referred to the actual situation of the object. 2. The physiological process by which a painful impression on

a nerve coming from a stump is referred to the amputated part.

exteriority (ex-te-re-or'it-e). The mental perception resulting from exterioriation.

ex'tern, ex'terne. An advanced student or recent graduate, living outside the hospital, who assists in the surgical or medical care of the patients. [Fr., *externe*, outside, a day scholar.]

extinction (ex-tink'shun). 1. The eradication or destruction of anything. 2. The act or process of extinguishing mercury by reducing it by trituration with a suitable substance to such a fine state of subdivision that the globules are no longer visible to the naked eye and have no tendency to run together. 3. Of lime, the process of slaking (unusual). 4. The state or condition of being extinguished. [Lat., *extinctio*, from *extingere*, to extinguish.]

extirpation (ex-tir-pa'shun). Plucking out by the roots. Thorough removal. [Lat., *extirpatio*, n. of action, from *ex*, out, + *stirps*, stock.]

extra-. A prefix from the Lat., *extra*, outside of, lying outside of.

extracellular (ex-trah-sel'lu-lar). Pertaining to a physiological process going on, or a part existing outside the cells of the organism in contradistinction to what goes on within cells or what is composed of cells (e. g., e. digestion, in contradistinction from intracellular digestion).

extract (ex'trakt). A preparation, soft, hard, or dry, obtained by the evaporation of either the natural juice pressed out of fresh herbs or other parts of plants, or of a solution obtained by treating vegetable or animal substances with a liquid, such as water, alcohol, or ether, which can be evaporated. E's are made by maceration, digestion, or infusion with hot or boiling water, and sometimes by boiling in water with repeated stirring, pressing the liquid out between strong tin plates, and then evaporating it, generally over a water bath, to the desired consistence. Sometimes the evaporation is conducted *in vacuo*. E's prepared from plant juices are usually termed inspissated juices.

acetic e. An e. prepared by exhausting the drug with an acetic solution.

alcoholic e. An e. prepared by exhausting the powdered drug with alcohol.

aqueous e. An e. formerly made by boiling the drug with water and expressing, but more recently, according to nearly all the pharmacopœias, by infusing or percolating with water.

ethereal e. See *oleoresin*.

fluide. An e. consisting, according to the U. S. Ph., of a permanent concentrated solution of a vegetable drug made of such a strength that, in the U. S. Ph., 1 cubic centimeter contains the medicinal principles and represents the virtues of 1 gram of the drug. The U. S. Ph. now employs the term "fluid-extract" for this class of preparations; but the term is little used popularly.

green e. An e. prepared from the plant while it is green.

hydro-alcoholic e. An e. made with a mixture of alcohol and

water. **liquid e.** See *fluide*.

saccharated e. Of Hallberg, an e. made by triturating the dry extractive matter of a drug with enough milk sugar to give it the same weight as that of the drug employed. [Lat., *ex*, out, + *trahere*, to draw.]

extractiform (ex-trak'te-form). Resembling, or of the nature of, an extract. [Lat., *extractum*, extract, + *forma*, form.]

extract'ion. A drawing out, as of a tooth, a hair, the crystalline lens, a foreign body, etc.; in obstetrics, the manual or instrumental removal of the fetus, especially by the pelvic pole; in pharmacy, the process of making an extract. [Lat., *ex*, out, + *trahere*, to draw.]

extract'ive. 1. A name given in a chemical analysis of an organic substance to matters present in small quantity and of indeterminate composition which can be extracted or removed by solvents. 2. A substance (also called *extract* and *e. matter*) present in most vegetable extracts, and either occurring already formed in the vegetable tissues, or else produced at the time of preparation of the extract by the interaction of the other ingredients. It is at first soluble in water and alcohol, but by evaporation, and by heating in the presence of air, it becomes insoluble.

extractum (ex-trak'tum). See *extract*.

e. aetherum. Of the Br. Ph., an oleo-resin.

e. aromaticum. An extract made by exhausting aromatic powder with alcohol.

e. fluidum. See *fluidextract*.

e. liquidum. See *fluidextract*.

e. siccum. A dry extract; an extract which can be reduced to a powder.

e. spirituosum. See *alcoholic extract*.

e. spissum. An extract so thick that it will not run [Ger. Ph.].

e. tenue. An extract of the consistence of honey.

extrapolar (ex-trah-po'lar). Situated, in general, outside instead of between poles; in particular, the poles or electrodes of a battery.

extrastomachal (ex-trah-stom'ak-al). Taking place elsewhere than in the stomach (said of digestion).

ex''tra-u'terine preg'nancy. See under *pregnancy*.

extravasated. Having escaped from its proper receptacle; said of liquids, etc., poured out from the blood vessels, etc.

extravasation (ex-trav-as-a'shun). The escape of an organic fluid from its proper vessels into the surrounding tissues. The blood or other substances that have escaped. [Lat., *extra*, without, + *vas*, vessel.]

extremitas (ex-trem'it-as). See *extremity*.

extremitates abdominales. The lower limbs. **extremitates pectorales**, **extremitates superiores**, **extremitates thoracicae**. The upper limbs. [Lat., from *exter*, outer.]

extremity (ex-trem'it-e). 1. The terminal portion of anything. 2. Of the animal organism, a limb. [Lat., *extremitas*.]

extrin'sic. Situated or coming from with-

out; of muscles, attached partly to the trunk and partly to a limb. [Lat., *extrinsecus*, from *extra*, outside, + *secus*, otherwise.]

extrusion (ex-tru'shun). A forcing out, an expulsion. [Lat., *extrudere*, to squeeze out.]

extubation. The removal of an intubation tube.

exudate (ek'su-dāt). Material thrown out by exudation, as a pleural e.

exudation (ek-su-da'shun). An oozing out; in pathology, one of the phenomena of inflammation, in which serum, liquor sanguinis, or corpuscular elements permeate the walls of the blood vessels of the part, without rupture, into the surrounding tissue or upon the free surface of the inflamed structure. [Lat., *ex*, out, + *sudare*, to sweat.]

ex'udative. 1. Having the property of exuding. 2. Accompanied with or giving rise to exudation (said of inflammation).

eye. 1. The organ of vision, situated in the orbit. It consists of the eyeball, bulb or globe of the eye, the prolongation of the optic nerves, and the six extrinsic muscles, four straight and two oblique. It is a spherical body, and consists of three tunics; 1st. cornea and sclera; 2d. iris, ciliary processes, and choroid; 3d. retina. Within these tunics are contained three refracting media, the aqueous humor, lens and capsule, and vitreous humor. The cornea and sclera are fibrous in structure and form the outer coat; the middle coat, formed of iris, ciliary processes, and choroid, is mainly a muscular, vascular, and pigmented coat, while the retina is mainly a nervous structure, being an expansion of the optic nerve fibers [B. N. A., *oculus*]. **amaurotic cat's e**. See *amaurosis*. **artificial e**. An e. usually made of glass or porcelain, but sometimes of hard rubber or celluloid. It is inserted in the orbit from which the eyeball has been removed, or, in cases where the stump still remains, for purely cosmetic

purposes. **compound e's**. The e's of insects, etc., which consist of a large number of simple e's coalesced into one mass. **crab's e**. See *astacolith*. **cylindrical e**. That defective refraction of one or more meridians of the e. which requires correction by cylindrical lenses. **devil's e's**. *Stellaria holostea*. **diagrammatic e**. An ideal e. constructed by Listing for the more convenient calculation of the passage of rays of light. **e'ball**. The eye proper, as distinguished from its accessories [B. N. A., *bulbus oculi*]. **e.-brow**. A fringe of hair growing above the eye [B. N. A., *supercilium*]. **e. current**. See under *current*. **e.-glass**. 1. A lens for improving the vision. 2. A small cup for applying liquids to the open eye. **e.-ground**. See *fundus oculi*, under *fundus*. **e'lash**. See *cilium*. **e'-lid**. The palpebra. See *lid* [B. N. A., *palpebra*]. **e. piece**. See *ocular*. **e'-stone**. A small shelly operculum used in domestic practice to remove foreign particles from the e. It is placed within the lids and allowed to work its way out, carrying the mote with it. **e'strain**. Excessive use of the eyes, especially of the accommodative mechanism, also any morbid condition attributed to it. **e.-winker**. See *cilium*. **luminous e**. A condition occasionally observed in the lower animals and more rarely in man, notably the negro, in which the eyes glow in the dark. **pink-e**. See *pink-eye*, under *separate head*. **reduced e**. An imaginary e. in which the compound dioptric system of the human eye is reduced to a single refracting surface, bounded anteriorly by air and posteriorly by aqueous or vitreous humor. When great accuracy is not required, this reduced eye may be made the basis of a number of considerations and calculations. **schematic e**. The reduced e. of Listing. **tabetic e**. An e. showing changes due to *tabes dorsalis*. **third e**. See *pineal gland*, under *gland*. **watery e**. See *epiphora*. [Ang.-Sax., *éage*.]

F

F. 1. The chemical symbol of the element fluorin. 2. An abbreviation for Fahrenheit. 3. Abbreviation for *fiat*, let there be made, or make.

Fa'ba. 1. A bean. 2. A genus of plants, referred by most authors to *Vicia*. **fabae arabicae**. Coffee beans. **fabae cacao**. Cacao beans, the seeds of *Theobroma cacao*. **f. calabarica**. The calabar bean. See *Physostigma*. **f. cathartica**. The seed of *Jatropha curcas*. **fabae coffeae**. Coffee beans. **fabae de Tonca**. The seeds of *Dipteryx odorato*. **f. Ignatii**. St. Ignatius bean. **f. mexicana**. The seed of *Theobroma Cacao*. **fabella** (fa-bel'ah). A sesamoid fibrocar-

tilage of the gastrocnemius. [Lat., *fabella*, little bean.]

Fabiana (fa-be-an'ah). A genus of South American solanaceous plants. **F. imbricata**. A species indigenous to Chile, known as *pichi*. The branches contain *fabianin*, a volatile oil, as well as a bitter resin; they are used in urinary affections and as a tonic and stomachic.

fabism (fa'bizm). A disease thought to be caused by eating various lentils, chiefly *Vicia faba*, and not infrequent in Italy. [Lat., *fabia*, a bean.]

face (fās). The anterior aspect of the head from forehead to chin; the side shown; facet. [Lat., *facies*, face.]

facet (fas'et). A small flattened surface.

articular f. 1. A small, flat, smooth articular surface for a bone. 2. A particular portion of an articular surface, differing in direction or contour from the rest of the surface. **auricular f.** The superficies auricularis of the sacrum or of the innominate bone. **capitular f's.** The f's on the vertebrae by which they articulate with the ribs. **corneal f's.** Circumscribed, flattened areas on the surface of the cornea where small phlyctenulae or ulcers have existed. **costocentral f's.** The surfaces upon the ribs which articulate with the bodies of two adjoining vertebrae. **jugular f.** A small irregular surface on the petrous portion of the temporal bone, internal to the stylo-mastoid foramen. [Fr., *facette*, dim. of *face*.]

facial (fa'se-al). Pertaining to the face. [Lat., *facialis*.]

facies (fa'se-ēz). 1. The general exterior appearance of anything. 2. The expression of the face, especially as an index of disease. **f. articularis.** An articular surface. **f. auricularis.** See *auricular facet*, under *facet*. **f. hippocratica.** A drawn, pinched, and livid appearance of disease, as seen just before death. So-called from having been first described by Hippocrates. **f. ovariana.** A facial expression seen in the late stages of large ovarian tumors. It consists of an anxious, careworn look, the face is pale and shriveled, there being wrinkles in the cheeks which make it look longer, the nostrils are wide and thin, and the space between the eyelids and the bony margin of the orbits is sunken. **f. tetanica.** A senile appearance of the face, seen in tetanus, due to the wrinkling of the skin of the forehead and the cheeks. **f. uterina.** The uterine surface of the placenta. [Lat.]

factitious (fak-tish'us). Artificial; made by art; not natural. [Lat., *factitius*, made by art.]

facultative (fak'ul-ta-tiv). Voluntary; not under compulsion; in bacteriology, capable of carrying on life in the presence of oxygen, as well as when oxygen is excluded by natural or artificial conditions. **f. aërobie.** An organism growing both with and without oxygen, but more favorably under the former conditions. **f. anaërobie.** An organism growing under both conditions, but more favorably without oxygen.

faculty (fak'ul-te). 1. The inherent quality or power of performing a certain physiological act; in the pl., *faculties*, the senses together with the mental attributes. 2. A collective term for the teachers in a university or in any department of a university; in popular language, the members of a profession. **affective faculties.** Capacity for emotional activities. **germinative f.** The intrinsic power of a germ to develop into a plant. [Lat., *facultas*, from *facere*, to do.]

faex medicinal'is. A synonym for yeast.

fagin (fa'jin). An alkaloid of unknown

composition, discovered by Buchner in the fruit of the beech tree; by some considered identical with pyremetine. [Lat., *fagus*, beech.]

fagopyrism (fag-op'ir-izm). Buckwheat poisoning. [Lat., *fagopyrum*, buckwheat.]

Fa'gus. The beech; a genus of cupuliferous trees. **F. silvatica**, **F. silvestris.** A species found in Europe and South America. The nuts yield a mild, pleasant oil.

Fahrenheit (fah'ren-hīt). Inventor of the first mercury thermometer. The thermometer invented by F. has the melting point of ice placed at 32° and the boiling point of water at 212°. **F's hydrometer.** A glass tube loaded with mercury like Baumé's hydrometer, and having a standard mark on the stem and a scale pan on the top. [G. D. *Fahrenheit*, 1686-1736, a German scientist.]

faint. A sudden temporary loss of consciousness.

faints. The latter portions of the distillate obtained on rectifying crude spirit of wine.

faithcure (fāth'kūr). A cure brought about by faith or emotional influences upon a patient, in contrast to one born of internal knowledge or convictions.

falcate (fal'kāt). Sickle-shaped. [Lat., *falx*, sickle.]

falciform (fal'si-form). Sickle-shaped. **f. ligament.** See under *ligament*. [Lat., *falx*, a scythe, + *forma*, shape.]

fallectomy (fal-ek'to-me). Cutting away a portion of the fallopian tube.

fall'ing. See *prolapse*.

fallopian tubes (fal-o'pe-an). The tubes leading from ovary to uterus.

falx (falks), pl., *falces*. Lit., a sickle or scythe; any structure of that shape. **f. cerebelli.** A vertical partition formed by the duplication of the inner layer of the dura which passes down between the hemispheres of the cerebellum. **f. cerebri.** The falciform process of the dura which separates the hemispheres of the cerebrum. [Lat., "a sickle."]

familial (fam-il'e-al). Relating to the family. [Lat., *familia*, family.]

fang. 1. A sharp-pointed tooth. 2. The root of a tooth. **poison f's.** In venomous serpents, two teeth in the upper jaw, one on each side, usually of considerable length, curved backward, and having their bases over or adjacent to the poison glands. They contain the excretory ducts of these glands, either in canals or longitudinal fissures, which terminate near the f's' points. **reserve f's.** The rudimentary or developed f's' found in the mucous sheath of the poison f's' of serpents, which take the place of the latter when they are shed. **venom f's.** See *poison f's*. [Ang.-Sax., *fōn*, to seize, to catch.]

fan'go (fahn'go). A variety of clay from the hot springs of Battaglio; used topically in rheumatism and gout. [It.]

fantascope (fan'tas-kōp). An apparatus for binocular vision. [*Fantasy*, + Gr., *skopein*, to view.]

farad (far'ad). The unit of electrical capacity. Symbol, Φ .

faradaic, faradic (far'ad-a'ik, far-ad'ik). Discovered by or relating to Faraday; pertaining to the induced electrical current.

Faraday's laws of electrolysis. 1. A 1. that electrolysis can not take place unless the electrolyte is a conductor. 2. That the electrolytic action is the same in all parts of the electrolyte. 3. That the same electric current decomposes quantities of the electrolytes directly proportional to their chemical equivalents. 4. The 1. that the quantity of an electrolyte decomposed is directly proportional to the quantity of electricity that passes through it; i. e., to the product of the strength of the current by the time during which it is acting. [*Michael Faraday*, Eng. physicist, 1791-1867.]

faradimeter (far-ad-im'et-er). An instrument for measuring farads of electricity. [*Faradic*, + Gr., *metron*, a measure.]

faradism, faradism (far'ad-izm, far'ad-izm). 1. The induced electrical current. 2. See *faradization*.

faradization (far'ad-iz-a'shun). The employment of the induced electrical current. **general f.** The methodical f. of the general surface of the body, beginning with the back and ending with the neck and head, one electrode being usually applied to the feet.

far'adopunc'ture. Puncture with a needle included in a faradic current.

farcinoma (far-se-no'mah). A farcy or glanders nodule. [Lat., *farcinium*, farcy, + Gr., *oma*, tumor.]

farcy (far'se). Glanders. **f. bullae.** A nodule in glands produced by the *Bacillus mallei*. [Fr., *farcin*.]

fareol (fa're-ol). A certain antipyretic and analgesic.

farina (far-e'nah). Meal, flour, or any like powder. **calcined f.** See *dextrin*. [Gr., *aliphiton*.]

farinaceous (far-in-a'shus). Consisting of, or made of, flour or meal. Having a mealy appearance; powdery. [Lat., *farinaceus*, from *farina*, flour.]

Farrant's solution. A mixture of equal volumes of thick gum arabic mucilage, glycerin, and cold saturated s. of arsenious acid; used for microscopic mounting.

fascia (fash'e-ah). A sheet of dense connective tissue, especially one serving as an investment for a muscle or a group of muscles. **abdominal fasciae.** The fasciae in the walls of the abdomen. **anal f.** A layer of connective tissue situated upon the levator ani muscle, continuous anteriorly with the posterior layer of the deep perineal f. **antibrachial f.** See *antibrachial aponeurosis*, under *aponeurosis*. **aponeurotic f.** See *deep f.* **axillary f.** A stout, fibrous membrane which commences at the lower border of the pectoralis major muscle and passes outward and backward across the axilla to its posterior border, where it unites with the sheaths of the latissimus dorsi and teres major muscles. **bicipital f.** See *semi-*

lunar f. **brachial f.** The f. about the muscles of the arm. **buccal f.** 1. The buccopharyngeal f. 2. The buccopharyngeal f. and the parotid f. taken as one structure and regarded as forming a deep and a superficial layer. **buccinator f.** That portion of the buccopharyngeal f. which covers the buccinator muscle. **buccopharyngeal f.** A f. which covers the external surface of the buccinator muscle, and is prolonged backward beneath the masseter muscle to the pterygo-maxillary ligament, whence it extends over the lateral wall of the pharynx and then joins with the deep cervical f. **cephalopharyngeal f.** A strong fibro-elastic submucous membrane surrounding the mucous membrane of the pharynx. **cervical f.** The deep and superficial fascia of the neck regarded as one structure; or, in a more restricted sense, the deep cervical f. **clavipectoral f.** A layer of f. continuous above with the superficial cervical f. and below with the pectoral f. **Colles' f.** See *superficial perineal f.* **Cooper's f.** See *f. propria of the scrotum*. **coracoclavicular f., costocoracoid f.** A strong triangular f. forming part of the anterior wall of the axilla. Its base is attached to the first rib, its apex to the coracoid process of the scapula, its superior border to the clavicle, its inferior border to the upper margin of the pectoralis minor muscle. It is continuous with the deep cervical f. and forms the sheath of the subclavius muscle. It is pierced by the cephalic vein, the thoraco-acromial vessels, and the lateral anterior thoracic nerve. **cremasteric f.** The layer of fibrous tissue which unites the loops of the cremasteric muscle. **cribriform f.** The portion of the superficial f. of the thigh which overlies the saphenous opening of the fascia lata. **crural f.** See *aponeurosis of the leg*. **deep cervical f.** The deep layer of the cervical f. or, according to some authorities an independent structure; a strong layer of fibrous tissue which lies beneath the platysma myoides and gives off a number of processes which invest the muscles and fascia of the neck. **deep f.** A membranous covering of muscles, also furnishing sheaths for the deep vessels and surfaces from which other muscles arise. **deep f. of the back.** A dense fibrous layer of f. which covers the superficial muscles of the back, and furnishes sheaths for them. **deep f. of the sole.** See *plantar f.* **deep f. of the thigh.** See *f. lata*. **deep perineal f.** The deep layer of the perineal f., a triangular, two-layered f. (the triangular ligament of the urethra) which fills in the front part of the outlet of the pelvis, lying on the deep surface of the crura of the penis and bulb of the urethra. **dorsal f.** The f. of the back. **dorsal f. of the foot.** A thin f. which passes down upon the dorsum of the foot. **dorsal f. of the hand.** See *dorsal aponeurosis of the metacarpus*, under *aponeurosis*. **epicranial f.** See *epicranial aponeurosis*. **external sper-**

matic f. See *intercolumnar f.*, *abdominalis subcutanea*, *f. abdominalis superficialis*. The subcutaneous cellular tissue on the anterior surface of the abdomen. **f. abdominalis transversalis**. See *f. transversalis*. **f. adiposa renum**. The adipose areolar tissue which surrounds the kidney and holds it in place. **f. clavicularis**. The clavicular portion of the coracoclavicular *f.* **f. coracocostalis**. That portion of the coracoclavicular *f.* covering the pectoralis minor muscle. **f. dentata (hippocampi, seu Tarini)**. A band of gray matter seen on the outer wall of the descending cornu of the lateral ventricle of the brain, beneath the corpus fimbriatum. It corresponds to the edge of the dentate convolution. **f. dentata cinerea**, **f. denticulata**. See *f. dentata*. **f. endothoracica**. The layer of dense connective tissue which unites the costal pleura with the walls of the thorax. **f. epicrania**. See *epicranial aponeurosis*. **f. infraspinata**. A strong, tendonous *f.* which covers the infraspinatus and teres minor muscles where they are not covered by the deltoid muscle. **f. ischioprostatica**. The transverse ligament of the pelvis. See *deep perineal f.* **f. lata (cruris, or femoris)**. The stout fibrous tissue which invests the free surfaces of the muscles of the thigh. The *f. lata* is usually divided into two portions—the iliac, lateral to, and the pubic, medial to, the saphenous opening, below which the two unite. The upper part of the pubic portion passes behind the femoral vessels, and is continuous with the iliopsoas muscle and the capsule of the hip joint. **f. linguae**. The dense connective tissue which unites the muscles of the tongue with the mucous membrane. **f. medullaris**. A pyramid of the medulla oblongata. **f. nuchae**. A thin layer of *f.* immediately underlying the trapezius and rhomboidei muscles. **fasciae of origin**. The fasciae which serve for the origin of muscles. **f. of Scarpa**. A portion of the superficial *f.* which overlies the external abdominal ring. **f. of Tenon**. See *Tenon's capsule*, under *Tenon*. **f. palpebralis**. The subconjunctival tissue of the eyelids. **f. pectinea**. The pubic portion of the *f. lata*. **f. pectoralis profunda**. The deep layer of the pectoral *f.* **f. pectoralis superficialis**. The superficial layer of the pectoral *f.*, from which fibers of the platysma arise. **f. penis**. The layer of fibrous tissue which surrounds the penis. **f. pharyngis**. The pharyngeal portion of the buccopharyngeal *f.* **f. pharyngis interna**. The fibro-elastic layer beneath the mucous membrane of the pharynx. **f. pharyngobasilaris**. The fibrous membrane which fills in, on each side, the space between the superior constrictor of the pharynx and the inferior surface of the basilar portion of the occipital bone. **f. propria of the scrotum**. Syn.: *Cooper's f.* Of Sir Astley Cooper, the infundibuliform *f.*, together with the

areolar tissue immediately underlying it. **f. superficialis abdominis**. The superficial *f.* of the abdominal region. **f. suprahyoidea**. The portion of the superficial cervical *f.* above the hyoid bone. **f. temporalis profunda**. The deep layer of the temporal *f.* **f. temporalis superficialis**. The superficial layer of the temporal *f.* **f. transversalis**. The *f.* situated upon the posterior surface of the transversalis abdominis muscle. **f. transversalis umbilicalis**. A portion of the transversalis *f.* lying immediately behind the umbilicus. **f. triangularis**. See *triangular ligament*. **f. uncinata**. See *f. dentata*. **f. vaginalis bulbi**. See *Tenon's capsule*. **f. volaris**. See *palmar f.* **iliac f.** 1. An aponeurotic layer of *f.* which lines the back part of the abdominal cavity and covers the psoas and iliacus muscles. 2. The iliac portion of the *f. lata*. **iliopectineal f.** See *obturator f. infraspinosus f.* See *f. infraspinata*. **infundibuliform f.** An offshoot of the transversalis *f.* which passes down through the inguinal canal and forms one of the coats of the spermatic cord, lying beneath the cremasteric *f.*, and fused with the tunica vaginalis of the testicle. **intercolumnar f.** A thin *f.* derived from the margins of the external abdominal ring, and prolonged downward. **intercostal f.** A term applied indifferently to a layer of *f.* which covers the outer surface of the external intercostal muscles, to one lining the inner surface of the internal intercostal muscles, or to one separating the same muscles. **intermuscular fasciae**. The processes of fasciae that separate muscles. **ischiorectal f.** See *anal f. lingual f.* See *f. linguae*. **lumbar f.**, **lumbodorsal f.** A dense fibrous structure from which a portion of the transversalis abdominis muscle arises. At the posterior margin of the latter it divides into three layers, the anterior, middle, and posterior. **masseteric f.** A layer of *f.* continuous with the deep cervical, the parotid, and the buccopharyngeal fasciae, and attached above to the zygoma. It lies upon the outer surface of the masseter muscle, with which it is closely united. **obturator f.** The parietal layer of the pelvic *f.* It is attached above to the iliopectineal line, in front to the lower margin of the body of the pubes, behind to the anterior margin of the great sciatic notch and to the great sacrosciatic ligament, and below to the falciiform process of the sacrosciatic ligament. **orbital f.** A fibrous layer covering in part the eyeball and reflected at the junction of the cornea and sclera to the margin of the orbit. **palmar f.** A stout *f.* consisting largely of longitudinal fibers lying beneath the skin of the palm of the hand. **parotid f.** A prolongation backward of the masseteric *f.*, which closely invests the parotid gland. **parotideomasseteric f.** The masseteric and parotid fasciae, regarded as one structure. **pectoral f.** The superficial covering of the pectoral region. **pelvic f.** The

fibrous structure which lines the interior of the pelvic cavity, covering the muscles and supporting the viscera. It divides on each side at the level of a line extending between the lower margin of the symphysis pubis and the spine of the ischium into the obturator and rectovesical fasciae, the line of division being indicated by a thickened white band, the *arcus tendineus fasciae pelveos*. **perineal f.** The deep and superficial perineal fasciae, regarded as one structure. **plantar f.** The deep f. of the sole of the foot. It is a dense, white structure consisting mainly of longitudinal fibers, and is divided into two lateral portions and one central portion. **prevertebral f.** A portion of the deep cervical f., which separates the prevertebral muscles from the esophagus and pharynx. **recto-abdominal f.** See *aponeurosis of the internal oblique muscle*. **rectovesical f.** The visceral layer of the pelvic f. Laterally it forms the lateral true ligaments of the bladder. In the female, the vagina is covered in part by that portion which in the male passes over the bladder and the prostate gland. **renal f.** See *capsule of the kidney*, under *capsule*. **semilunar f.** A flat, fibrous band of f. which passes downward and inward from the inner side of the biceps humeri and its tendon, and unites with the f. covering the antibrachial muscles arising from the inner condyle of the humerus. **spermatic f.** See *intercolumnar f.* **subcutaneous f.** The layer of loose connective tissue lying immediately beneath the skin. **subpubic f.** See *deep perineal f.* **subscapular f.** A thin layer of f. covering the subscapularis muscle. **superficial cervical f.** A thin layer of f. lying immediately beneath the integument of the cervical region. **superficial f. of the abdomen.** A two-layered f. lying beneath the integument of the abdomen, and continuous behind with the dorsal f. **superficial perineal f.** A two-layered f. which lies beneath the integument of the perineal region. **superior pelvic f.** See *pelvic f.* **suprascapular f.** An offshoot from the brachial f. running to the suprascapular region. **supraspinous f.** An offshoot of the brachial f. which covers the infraspinatus and teretes muscles. **tarso-orbital f.** A sheet or membrane of fibrous tissue which connects the lids with the margin of the orbits and shuts off communication between the connective tissue space of the lids and the orbital cavity. **temporal f.** A white and shining f. which overlies the temporal muscle. **transversalis f.** The f. situated upon the posterior surface of the transversalis abdominis muscle. **triangular f.** See *triangular ligament*, under *ligament*. [Lat., *fascia*, fillet, band.]

fasciculus (fas-ik'u-lus). 1. A collection of fibers or fibrillae in a more or less distinct bundle. 2. In pharmacy, a handful. **ascending cerebellar f.** The direct cerebellar tract of the spinal cord.

cerebellar fasciculi. Bundles of fibers originating in the cerebellum. **cuneate f.** See *f. cuneatus*. **direct pyramidal fasciculi.** See *anterolateral column*. **dorsal crossed f.** One of the four components of the *columna fornicis* recognized by Gudden. **dorsal direct f.** See *dorsal crossed f.* **f. arciformis olivae.** Superficial and deep transverse and curved fibers crossing the lower portion of the olivary bodies. **f. arcuatus, f. arcus.** A f. sent from the middle part of the corpus callosum into the cerebral hemisphere of the same side. **f. bigemino-genicularis.** A bundle of fibers which unites the corpus bigeminum and the corpus geniculatum. **f. cerebralis.** The anterolateral column of the spinal cord. **fasciculi corticales.** The bundles of nerve fibers leading to and from the cortical substance. **f. corticobulbaris.** The innermost fibers of the pedunculi cerebri. **f. cuneatus.** Syn.: *funiculus cuneatus*, *Burdach's column*. A prolongation of the posterior lateral column in the medulla oblongata, which expands into a wedgelike form as it ascends. **f. descendens.** A bundle of white fibers in the genu of the corpus callosum which passes downward, describing an arc looking inward and forward, to the inferior lobe, and partly to the intermediate lobe. **f. exilis.** A bundle of muscle fibers which arise from the internal condyle of the humerus or the coronoid process of the ulna and, passing between the ulnar artery and the median nerve, unite with the flexor pollicis longus muscle. **f. fastigialis.** See *f. tegmenti*. **fasciculi frontocaudatothalamici.** Bundles of nerve fibers which extend from the caudate nucleus and optic thalamus to the frontal lobe. **f. gangliosis hypogastricus.** A flattened trunk of nerve fibers which forms the commencement of the lateral hypogastric plexus. **fasciculi graciles.** The posterior pyramids. **fasciculi longitudinales coli.** The longitudinal bands of the colon. **fasciculi marginales aqueductus.** Bundles of fibers which form a convex swelling along the anterior margin of the aqueduct of Sylvius. **fasciculi medullae spinalis.** The columns of the spinal cord. **fasciculi musculares coli.** The bundles of muscular fibers in the walls of the colon. **f. nuclei olivae.** A small bundle of fibers extending backward from the side of the olivary body. **fasciculi occipitohthalmici.** The bundles of nerve fibers which connect the optic thalamus with the occipital lobe of the brain. **f. of Goll.** The column of Goll. **f. of Türck.** The anterolateral column of the spinal cord. **f. retroflexus.** A band of white fibers extending from the ganglion habenulae to the ganglion interpedunculare. **f. solitarius.** See *funiculi gracilis*. **f. tegmenti.** Of Forel, a bundle of longitudinal nerve fibers found in the tegmentum of the dog's brain. **f. temporothalmici.** A bundle of nerve fibers which extends from the optic thal-

amus to the temporal lobe. **f. teres.** An eminence on the floor of the fourth ventricle. It represents the base of the anterior gray cornu of the spinal cord, and is seen on section to contain a number of large ganglion cells, which give origin to the hypoglossal nerve. **f. teres pontis, fasciculi teretes.** A band of white fibers in the floor of the fourth ventricle formed by the middle fibers of the lateral tract, together with fibers from the restiform body. **fasciculi teretes cordis.** See *columnae carnae*, under *columna*. **f. tri-neuralis.** See *solitary f. f. unciniformis, f. uncinatus.* A band of white substance within the fissure of Sylvius, which connects the frontal and temporosphenoidal lobes. **Gratiolet's f.** See *Gratiolet*. **habenal f.** A bundle of fibers extending between the ganglion of the habenula and the interpeduncular ganglion. **inferior longitudinal f.** A set of fibers lying along the outer wall of the lateral ventricle, uniting the temporosphenoidal and occipital lobes. **inferior parietal f.** That portion of the corona radiata which extends into the upper part of the parietal lobe. **inferior pedunculo-parietal f.** Those fibers of the corona radiata which extend from the crus cerebri to the lower portion of the parietal lobe. **internal lateral f.** See *band of Reil*, under *band*. **middle parietal f.** The bundle of nerve fibers which extends in the corona radiata to the middle of the parietal lobe. **middle pedunculo-frontal f.** The portion of the corona radiata which extends from the crus cerebri to the middle of the frontal lobe. **pedolemniscal f.** A bundle of white fibers which connect the pes pedunculi cerebri with the lemniscus. **posterior longitudinal f.** A bundle of nerve fibers originating in the gray matter of the anterior corpora quadrigemina and running beneath the floor of the fourth ventricle to terminate in the cervical cord. **respiratory f.** A sensitive bundle of fibers found in the posterior part of the internal capsule, which curve backward, upon themselves, into the occipital lobe. **solitary f.** Of Meynert and Stilling, a sensitive bundle of fibers found in the posterior part of the internal capsule. **superior parietal f.** That portion of the corona radiata which extends into the upper part of the parietal lobe. **superior pedunculo-frontal fasciculi.** The bundle of nerve fibers in the corona radiata which enter the superior part of the frontal lobe. [Lat., dim. of *fascia*, bundle.]

Fasciola hepatica (fas-i'o-lah hep-at'ik-ah). See *Distoma hepaticum*.

Fasciolopsis (fas-se-o-lop'sis). A trematode worm of the order *Malacocotylea* and the family *Fasciolidae*. **F. Buskii.** A species present in the feces of man in India and China.

fast. Resistant to staining or toxic agents; said of bacteria or certain immunizing substances.

fastigium (fas-tij'e-um). 1. The angle

formed at the point of junction of the velum medullare anterius and the inferior vermiciform process. 2. Of a disease, see *acme*. [Lat., *fastigium*, ridge.]

fat. A solid oil; an oily concrete substance. The fats constitute one of the three chief groups of the organic foods of man. They are mixtures of the glycerin esters of various fatty acids, especially palmitic, stearic, and oleic acids. Rarely other fatty acids are combined with other alcohols as fats. See *spermaceti*. Chemically, pure fats are known as tristearin (or stearin), tripalmitin (or palmitin), triolein (or olein), etc. **f. in stool, how to determine presence of,** see in *appendix*, page 906.

fat embolism. See under *embolism*.

fatigue (fah-têg'). An appreciation of discomfort within the body due to poisoning, overuse or to psychical egotistic phantasy.

fatty acids. The homologue series of the monobasic aliphatic acids. The following belong to the group of the f. a's: formic acid, acetic acid, propionic acid, butyric acid, valeric acid, caproic acid, palmitic acid, stearic acid, etc.

fatty series. The aliphatic, or open-chain series of carbon compounds.

fauces (faw'sêz). The posterior part of the cavity of the mouth, through which it communicates with the pharynx. It is bounded laterally by two crescentic folds, called the anterior and posterior pillars, formed respectively by the glossopalatinus and the pharyngopalatinus muscles, between which are lodged the faucial tonsils. [Lat., *faux*, throat, gullet.]

faucial (faw'se-al). Pertaining to the fauces.

fa'vous. Relating to or belonging to favus. [Lat., *favosus*.]

favus (fa'vus). An infectious disease of the skin, found typically on the scalp. It is due to a specific fungus, the *Achorion Schönleini*, and is characterized by the occurrence of peculiar saucer-shaped sulphur-yellow crusts. [Lat., *favus*, honey-comb.]

Fe. The chemical symbol of the element *ferrum*, iron.

febricula (fe-brik'u-lah). Slight and brief fever. **septic f.** A mild form of septiemia. [Lat., dim. of *febris*, fever.]

febrifacient (feb-re-fa'shent). Causing or producing fever; as a n., an agent or agency so acting. [Lat., *febris*, fever, + *facere*, to make.]

febrifugal. Preventing or reducing fever. **febrifuge** (feb'rif-ûj). 1. See *febrifugal*. 2. A remedy for fever.

febrile (feb'rîl). Pertaining to, affected with, or accompanied by fever.

febrilin (feb'rîl-in). "Tasteless quinin"; a proprietary preparation said to be a solution of quinin in lemon syrup.

febris (feb'ris). See *fever*. [Lat., *ferbis*, from *fervere*, to be hot.]

fecal (fe'kal). Of or pertaining to feces. **feces** (fe'sêz). Intestinal excrement.

Fechner's formula. See *formula of difference, formula of measurement, and*

fundamental formula. F's law. See psychophysical law, under law. [Gustav Theodor Fechner, German physicist, 1801-1887.]

fecula (fek'u-lah). 1. Solid matter suspended in or precipitated from an expressed juice. 2. Starch.

feculence (fek'u-lenz). 1. The condition of being feculent. 2. See *fecula* (1st def.).

feculent (fek'u-lent). 1. Containing or consisting of dregs or sediment. 2. In physiology, fecal, excrementitious.

feculite (fek'u-lit). A generic term for pulverulent, odorless, and tasteless vegetable proximate principles.

feculometer (fek-u-lom'et-er). An instrument for determining the amount of water in commercial starch. [Lat., *fecula*, lees, dregs, + Gr., *metron*, a measure.]

fecund (fe'kund). Fruitful, prolific, susceptible of fecundation.

fecundation (fe-kun-da'shun). The union of the male and female generative cells, whereby the ovum acquires the power of becoming developed into a separate individual. **artificial f.** F. by the artificial application of the seminal fluid to extruded ova or its injection into the uterine canal. [Lat., *fecundatio*.]

federal nomenclature, see in appendix, page 935.

feeding. See *alimentation*.

feeling. The conscious side of nervous activity; one of the states of consciousness produced by the action of the nerve centers. The f's are divided into two great groups: (a) the emotions, or centrally initiated f's; and (b) the sensations, or peripherally initiated f's, arising from the excitation of peripheral nerves (including the nerves and nerve endings of special sense), and comprising the general, auditory, visual, olfactory, gustatory, and tactual f's, etc. **enteroperipheral f's.** Sensations arising from the stimulation or excitation of peripheral nerves distributed to the interior of the body and viscera. **epiperipheral f's.** Sensations arising from excitation or stimulation of peripheral nerves distributed to the surface of the body, including all the nerves of special sense. **presentative f's.** Sensations; primary f's produced by direct excitation. **representative f's.** Revived f's; ideas; f's produced by indirect excitation.

Fehling's solution. A solution used as a test for glucose. It consists of two independent solutions, mixed just before they are used. One is made by dissolving 34.7 grams of pure copper sulphate in water to a volume of 1000 c.c. The other solution contains 173 gms. of Rochelle salt and 50 gms. of sodium hydroxid dissolved in water to 1000 c.c. The mixed solution is used for the qualitative and quantitative estimation of glucose in diabetic urine. **F's test for sugar in urine**, see in appendix, page —. **F's test to determine presence of reducing bodies in spinal fluid**, see in appendix, page —.

fel. The bile. **f. bovinum purificatum.** See *f. bovis purificatum* [Br. Ph.]. **f. bovis.** Syn.: *bilis bovina*. The fresh bile of *Bos taurus*; a somewhat viscid, brownish yellow, or dark green liquid, having a peculiar disagreeable odor and a very bitter, unpleasant taste [U. S. Ph.]. **f. bovis inspissatum.** A preparation made by straining fresh ox bile through muslin, either when taken directly from the gall-bladder or after heating moderately and evaporating. **f. bovis purificatum.** [U. S. Ph.] Syn.: *f. bovinum purificatum* [Br. Ph.]. Purified and inspissated ox bile. **f. tauri.** See *f. bovis*. [Lat., for "bile or gall."]

fel'on. See *paronychia*.

female (fe'mäl). 1. A woman. 2. The sexual receiving element in nature that carries the organ for transmitting the energy of the new birth. 3. Complementary part. [Lat., *femella*, young woman.]

feminism (fem'in-izm). The female character; the inversion of female characteristics found in the male; a social movement for greater female independence.

fem'oral. Pertaining to, or connected with, the femur or the thigh. [Lat., *femoralis*, from *femur*, thigh.]

femur (fe'mur). Syn.: *thigh bone*. The largest, longest, and strongest bone in the body situated between the hip bone and the tibia. [Lat., *femur*, thigh.]

fencer's bone. A deposit of bone in the brachialis anticus muscle.

fenestra (fen-es'trah). A windowlike opening. **f. cochleae, f. cochlearis.** See *f. rotunda*. **f. ovalis.** The oval window of the tympanic cavity; an oval or bean-shaped opening which leads to the vestibule of the labyrinth, and is situated at the extremity of a deep niche on the inner wall of the tympanum. **f. rotunda.** A round aperture situated upon the inner wall of the tympanic cavity. It is the opening between the tympanic cavity and the canal of the cochlea. [Lat., *fenestra*, window.]

Feniculum (fe-nik'u-lum). 1. A genus of umbelliferous herbs. 2. Of the U. S. Ph., fennel. **acqua feniculi.** An aqueous solution of the volatile oil of fennel; used as flavoring [U. S. Ph., Br. Ph.].

F. sativum. A variety of *F. vulgare*. **F. vulgare.** Common fennel; the source of the fennel seed (or fruits) of the pharmacopeias; a species indigenous to Europe and also abundant in Asia. The fruits are aromatic and carminative and are much used as a corrigent, especially with senna and rhubarb. **oleum feniculi.** A volatile oil of fennel [U. S. Ph.]. [Lat., *fenum*, fenugreek.]

fen'nel. 1. *Feniculum vulgare*. 2. Of the U. S. Ph., the fruit of *F. vulgare*. It contains a volatile oil and is stimulant and carminative. [Lat., *feniculum*.]

fenum (fe'num). 1. Hay. 2. See *F. grecum*. **F. grecum.** 1. The genus *Trigonella*. 2. The dried ripe seeds of *Trigonella fenum grecum*. They are used for poultices and a fixed oil from the

seeds is used for burns. [Gr., *phuein*, to produce.]

feraconitin (fer-ak-on'tin). An alkaloid contained in Nepal aconite, at first supposed to be identical with aconitin, but afterwards described under various names—acraconitin, napellin, and nepellin.

fercremol (fer'kre-mol). A proprietary compound of hemoglobin and iron.

Fergusson's speculum. A glass, porcelain, or vulcanite cylinder, having varying diameters silvered so that the interior of it reflects the light. [*William Fergusson*, Scotch surgeon, 1808-1877.]

ferment. Syn.: *enzyme*. The active principle obtained from animal and plant life which has the property of causing chemical changes in compounds when allowed to act at or near the body temperature.

alcoholic f. The enzyme found in yeast and other cells which has the property of forming alcohol and carbon dioxide from sugar. See *zymase*.

amylolytic f. A soluble f. which converts starch and other amyolytic substances into dextrin, sugar, or glucose.

animal f. Of Hoffmann, see *moribific f.*

bacterium f. The f. of bacteria.

butyric f. The f. producing butyric acid fermentation.

diastatic f. The enzymes that convert starch paste into maltose.

fat decomposing f., fat digesting f., fat splitting f. A f. which is capable of splitting up the fats into glycerin and fatty acids. See *esterases* and *lipase*.

f. of carnivorous plants. A f. found in the secretion of the glands of the sundew (*Drosera*), Venus flytrap (*Dionea*), and other insectivorous plants. It converts proteins into proteoses and peptones.

f's of the intestine. See *pancreatic juice*, under *juice*; and *erepsin*.

f's of the pancreas. See *pancreatic juice*, under *juice*.

f. of the saliva. See *ptyalin*.

f's of the stomach. See *gastric juice*, under *juice*.

fibrin f. See under *fibrin*.

hydrolytic f. A f. which acts only in the presence of water, causing the addition of 1 or more molecules of water to the molecule of the substance acted upon.

intestinal f's. See *pancreatic juice*, under *juice* and *erepsin*.

inversive f., inverting f. A f. that converts cane sugar into grape sugar. See *invertase* and *fructose*.

lactic acid f. See *lactic acid fermentation*, under *fermentation*.

milk-curdling f. 1. A f. existing in the gastric and pancreatic juices having the property of coagulating milk. 2. A f. from plant life having the power of coagulating milk, such as that found in the seeds of *Withania coagulans*. See *rennin*.

milk f. See *f. of milk*, under *milk*.

moribific f. Those organized f's that, introduced into the animal organism, produce disease.

organized f. An obsolete term.

pancreatic f's. See *pancreatic juice*, under *juice*.

peptic f., peptone forming f. See *pepsin*.

proteolytic f. A ferment (or enzyme) which hydrolyzes proteins.

rennet f. See *rennin*.

salivary f. See *ptyalin*.

starch transforming f. See *amylase*. [Lat., *fervere*, to ferment.]

fermen'table. Capable of fermentation.

fermen'tal. Having power to cause fermentation.

fermentation (fer-men-ta'shun). 1. Originally applied to the process of decomposition or of conversion effected by a ferment, now generally limited to those chemical reactions brought about, either by microorganisms or by enzymes (ferments), in which there is an evolution of carbon dioxide or a production of certain fatty acids or alcohols.

acetic acid f., acetic f., acetous f. The f. by which alcohol is converted into acetic acid. It consists essentially in a process of oxidation, $\text{CH}_3\text{CH}_2\text{OH} + \text{O}_2 = \text{CH}_3\text{COOH} + \text{H}_2\text{O}$, and is produced by various organisms, especially by the *Bacillus aceti*, the *Bacterium aceti*, and the *Bacterium xylinum*.

alcoholic f. A f. by which carbohydrates are converted into alcohol and carbon dioxide, occurring in the formation of all fermented alcoholic beverages. It consists essentially in a transformation of glucose into alcohol and carbon dioxide, according to the equation $\text{C}_6\text{H}_{12}\text{O}_6 = 2\text{CH}_3\text{CH}_2\text{OH} + 2\text{CO}_2$.

butyric acid f., butyric f., butyrous f. A f. by which butyric acid is developed from the decomposition of starch, dextrin, saccharose, lactose, glucose, and other substances. It is effected by the agency of various microorganisms.

f. of glycerin. A f. by which glycerin is decomposed into certain alcohols or certain acids.

f. tube. A special form of tube used for testing the gas formation caused by various bacteria. It consists of a closed branch and open bulb with a fine curved stem or an inverted test tube within a larger tube.

lactic acid f., lactic f. The f. by which lactic acid is developed from glucose, lactose, etc., effected by the agency of the lactic ferments in the presence of nitrogenous matters. It consists in the decomposition of 1 molecule of glucose (either ready formed or formed from the lactose, etc., by hydration) into 2 molecules of lactic acid.

propionic acid f. A f. by which propionic acid is developed.

succinic acid f. A f. by which succinic acid is developed.

vinous f. See *alcoholic f.* [Lat., *fermentatio*.]

fermentescant (fer-men-tes'ent). Becoming fermented.

fermentescible. Capable of fermentation.

ferment'um. See *ferment*.

cataplasma fermenti. A yeast poultice; made by mixing 6 fl. oz. of beer yeast with 6 fl. oz. of water heated to 100° F., stirring in 14 ounces of flour, and placing the mass near the fire to ferment; applied to unhealthy and gangrenous ulcers.

fern. A general name for plants of the order *Filices*.

male f. See *Aspidium filix mas*, under *Aspidium*. [Ang.-Sax., *fearn*.]

-ferous, -iferous. A suffix from the Lat., *fer*, producing, from *ferre*, to bear, + *-ous*.

ferratin (fer'ra-tin). Of Schmiedeberg, an organic compound obtained from the liver

of the pig. A proprietary compound consisting of sodium ferri-albuminate, containing 6 per cent. of ferric iron in organic combination.

ferric, ferro-. A prefix from Lat., *ferrum*, iron; used in organic chemistry to indicate the presence of iron.

fer'ric. Of, belonging to, or containing iron as a trivalent radicle. When so considered, iron has been given the name *ferricum*, Fe⁺⁺⁺. **f. chlorid**. FeCl₃, a red substance, soluble in water; a valuable hemostatic. **f. hydroxid**. Fe(OH)₃. An insoluble brown powder, used as an antidote in poisoning from arsenious acid. **f. salts**. Salts having the general formula FeR₃, in which R₃ is a trivalent radicle or its equivalent. [Lat., *ferricus*.]

ferrichthyol (fer-rik'the-ol). Ferric ichthyol, a derivative of ichthyol containing about 2.5 per cent. of iron.

fer'ricus. Ferric.

ferricyanid (fer-re-si'an-id). A salt of hydroferricyanic acid.

ferriferous (fer-rif'er-ous). Containing or yielding iron.

ferrinol (fer'rin-ol). See *triferrin*.

ferrisalipyrin (fer're-sal-ip'i'rin). Antipyrin ferrous salicylate.

ferrochincus (fer-ro-kin'ik-us). Containing iron and quinin.

ferrocyanate (fer-ro-si'an-ät). See *ferrocyanid*.

ferrocyanid. A salt of hydroferrocyanic acid.

ferrocyanid and acetic acid test for albumin in urine, see *in appendix*, page —.

ferrhemol (fer-ro-he'mol). A preparation said to contain iron in two states, one of which is that of a stable organic combination.

ferrohydriodas (fer''ro-hi-dre'od-as). Ferrous iodid.

ferromagnetic (fer''ro-mag-net'ik). Containing iron and having magnetic properties.

fer''roman'gan. A proprietary solution of a compound of peptone with iron and manganese.

ferroprussiate (fer-ro-prus'se-ät). See *ferrocyanid*.

ferropyrin, ferripyryn (fer-ro-pi'rin, fer-ri-pi'rin). A hemostatic compound of iron perchlorid and antipyrin.

ferrosaline (fer-ro-sa'lin). Containing a salt of iron.

ferrosoferric (fer-ro''so-fer'ik). Containing iron both as a bivalent (ferrous) and a trivalent (ferric) radicle.

ferrorstyptin (fer-ro-stip'tin). An antiseptic and hemostatic preparation of iron and formaldehyd.

ferro'sus. Ferrous.

ferrotar'trate. Ferrous tartrate.

ferrous (fer'rus). Of, belonging to, or containing, iron as a bivalent radicle. **f. salts**. See under *ferrum*.

ferruginated (fer-ru'jin-a-ted). Containing or having the properties of iron.

ferruginous (fer-ru'jin-us). Containing iron or iron rust.

ferru'go. Iron rust (ferric hydroxid).

ferrule, ferrel (fer'ool, fer'el). A ring of metal put about the end of a staff. In dentistry, a metallic band or ring, applied to the end of the root or the crown of a natural tooth to strengthen it. [Fr., *veriole*, an iron ring, from Mid. Lat., *viriola*, a little circle of metal.]

ferrum (fer'rum). Iron in the massive or metallic state. Of the U. S. Ph. and Br. Ph., iron in the form of wire.

em-plastrum ferri. A preparation consisting of dried ferric hydroxid added to a melted mixture of Canada turpentine, Burgundy pitch, and lead plaster.

extractum ferri pomati, extractum malatis ferri. Impure iron (ferrous and ferric) malate, made by digesting the pulp or the expressed juice of sour apples with varying quantities of iron filings, iron powder, or iron wire, until the reaction has ceased, filtering, and evaporating.

ferris arsenas solubilis. Ferric arsenite, rendered soluble by the addition of ammonium citrate.

ferris carbonas saccharatus. Saccharated iron carbonate, consisting of extemporaneously prepared ferrous carbonate mixed with sugar to preserve it from oxidation [U. S. Ph., Br. Ph.].

ferric chloridum. Ferric chlorid of the U. S. Ph.; the hydrated salt, FeCl₃ + 12H₂O. See also *iron chlorid* (2nd var.) under *iron* [U. S. Ph.].

ferris citras. Iron (ferric) citrate, (C₆H₅O₇)₂Fe₂ + 6H₂O. See also *iron citrate*, under *iron*.

ferris deutoxidum nigrum. Magnetic iron oxid, *ferris et aluminas sulphas*. Aluminium and iron sulphate.

ferris et quiniæ citras solubilis. Iron and quinin citrate in the form of soluble scales [U. S. Ph.].

ferris et sodæ pyrophosphas, ferris et sodii pyrophosphas. Pyrophosphate of iron and sodium, made by adding to a solution of sodium pyrophosphate in water, sufficient ferric chlorid in aqueous chlorid, so that a permanent precipitate is not produced, then adding alcohol and collecting the precipitate.

ferris et sodii citrophosphas. See *ferris phosphas* (2nd def.).

ferris iodium. Ferrous iodid. **ferris iodium saccharatum**. Saccharated iron iodid, consisting of ferrous iodid and milk sugar. The ferrous iodid is prepared extemporaneously by treating iron wire with iodine and distilled water and filtering. The filtrate is mixed with sugar and evaporated [U. S. Ph., 1890].

ferris oxidati citras. Ferric citrate. **ferris oxidum fuscum, ferris hydroxidum**. Syn.: *ferris peroxidum*. Hydrated oxid of iron, freshly prepared by precipitating a solution of ferric sulphate with ammonia. It is a reddish brown magma, formerly used as an antidote to arsenic, for which purpose it should always be freshly prepared [U. S. Ph.].

ferris oxidum magneticum, ferris oxidum nigrum. Magnetic iron oxid, **ferris oxidum rubrum**. Red iron oxid, iron sesquioxid or its hydrate, hydrated iron peroxid. **ferris perchloridum**. Ferric chlorid. **ferris**

pernitras. Ferric nitrate. **ferrī peroxidum.** Iron sesquioxid. **ferrī persulphas.** Ferric sulphate, $Fe_2(SO_4)_3$. **ferrī phosphas, ferrī phosphas solubilis** [U. S. Ph.]. Iron phosphate, soluble ferric, or sodioferric citrophosphate. Of the U. S. Ph., a preparation made by adding sodium phosphate to a solution of ferric citrate in water and evaporating. It forms bright green transparent scales, having an acidulous taste, and dissolving readily in water. It is a mixture of phosphate and citrate of iron with sodium. It is used as a chalybeate. **ferrī pulvis.** See under *Quevenne*. **ferrī sesquichloridi.** Ferric chlorid, Fe_2Cl_6 . **ferrī subcarbonas.** An amorphous, brown, odorless and tasteless powder, consisting mainly of ferric hydroxid. Under a great variety of names this preparation has been official in numerous pharmacopeias. **ferrī sulphas.** Ferrous sulphate, $FeSO_4 + 7H_2O$ [U. S. Ph., Br. Ph.]. **ferrī sulphas calcinatum, ferrī sulphas exsiccatus.** Iron (ferrous) sulphate deprived of all but one of its molecules of water of crystallization and reduced to a white powder [U. S. Ph., Br. Ph.]. **ferrī sulphas granulatus.** Ferrous sulphate, obtained in the form of an efflorescent, green crystalline powder by precipitating it with alcohol from a solution in water acidulated with sulphuric acid [U. S. Ph.]. **ferrī sulphidum.** Ferrous sulphid, ferum sulphuratum, occurs in yellowish black masses; used to generate hydrogen sulphid. **f. candens.** A heated caustery iron. **f. redactum** [Br. Ph.], **f. reductum** [U. S. Ph.]. See under *Quevenne*. **liquor ferrī acetatis.** A reddish brown aqueous solution of neutral ferric acetate [U. S. Ph., 1890]. **liquor ferrī albuminati** [Drees]. A liquid preparation of iron in which all acid is said to be replaced by albumin; neutral, having no metallic or astringent taste, and readily absorbable; recommended in the treatment of round ulcer of the stomach. **liquor ferrī chloridi** [U. S. Ph.]. An aqueous solution of chlorid of iron. **liquor ferrī citratis.** An aqueous solution of ferric citrate, a dark brown liquid of chalybeate taste [U. S. Ph., 1890]. **liquor ferrī dialysatus.** Dialysed iron; solution of dialysed iron. A solution of strongly basic iron oxychlorid from which the greater part of the iron has been removed by dialysis. **liquor ferrī et ammonii acetatis.** Syn.: *Basham's mixture*. A solution of iron and ammonium acetate in water and glycerin [U. S. Ph.]. **liquor ferrī et quinae citratis.** A preparation of citric acid, quinin, and a solution of iron and ammonium citrate in water and alcohol. **liquor ferrī nitratis.** Syn.: *liquor ferrī pernitris*. An aqueous solution of extemporaneously prepared ferric nitrate [U. S. Ph., 1890]. **liquor ferrī perchloridi.** A preparation containing 25 per cent. of the strong solution of ferric perchlorid. It contains the same proportion of iron as the tincture of ferric chlorid [Br. Ph.]. **liquor**

ferrī perchloridi fortis [Br. Ph.]. An aqueous solution containing 29 per cent. of anhydrous ferric chlorid [U. S. Ph.] and about 20 per cent. of iron [Br. Ph.]. **liquor ferrī pernitris.** See *liquor ferrī nitratis*. **liquor ferrī persulphatis.** Syn.: *Monse's solution*. Solution of iron subsulphate, solution of basic ferric sulphate. An aqueous solution of iron subsulphate, often erroneously called the persulphate [Br. Ph.]. **liquor ferrī subsulphatis.** Syn.: *liquor ferrī sulfurici oxydati basici*. Solution of iron subsulphate, solution of basic ferric sulphate, Monse's solution. An aqueous solution of iron subsulphate, often erroneously called the persulphate. The solution is a dark red or brownish liquid, of thick, almost syrupy consistence, having a very styptic taste and an acid reaction. Its sp. gr. is 1.555, and it contains 43.7 per cent. of iron subsulphate. It is much used externally as a styptic [U. S. Ph.]. **liquor ferrī tersulphatis.** Solution of iron tersulphate (persulphate), solution of normal ferric sulphate. A solution of ferric sulphate, made by dissolving ferrous sulphate in water with the addition of sulphuric acid, heating the mixture with nitric acid till nitrous fumes are no longer evolved, and adding water up to the required amount [U. S. Ph.]. **massa ferrī carbonatis.** Mass or pill of iron carbonate, Vallet's mass; a preparation consisting of ferrous carbonate mixed with material to preserve it from oxidation. The process of Vallet is followed in the U. S. Ph. In this process the ferrous carbonate is freshly prepared by precipitating a saccharine aqueous solution of ferrous sulphate with a solution of sodium carbonate [U. S. Ph.]. **mistura ferrī aromatica.** A preparation made by macerating pale cinchona bark, cloves, powdered calumba root, and iron wire in peppermint water, filtering, and adding compound tincture of cardamom and tincture of orange peel [Br. Ph., 1885]. **mistura ferrī composita.** Syn.: *Griffith's mixture*. A mixture of ferrous sulphate, potassium carbonate, sugar, and myrrh in aromatized water [U. S. Ph., Br. Ph.]. **mistura ferrī et ammonii acetatis.** See *liquor ferrī et ammonii acetatis* [U. S. Ph., 1890]. **pilulae ferrī carbonatis.** Syn.: *Griffith's pills*. These pills contain ferrous carbonate so made as to prevent the rapid oxidation of the ferrous salt. This preparation is essentially similar to mass of ferrous carbonate [U. S. Ph.] or iron pill [Br. Ph.], differing from the former in being divided into pills. **pilulae ferrī iodidi.** Syn.: *Blancard's pills*. Pills containing ferrous iodid with an excess of metallic iron and sufficient saccharine matter to act as a preservative against oxidation. They are coated with tolu balsam [U. S. Ph.]. **syrupus ferrī bromidi.** A preparation made by treating iron wire with a mixture of bromin and water. By this process a green aqueous solution of ferrous bromid is formed.

This is then filtered and added to sugar and the whole is brought to the required amount by the addition of water. It contains 10 per cent. of ferrous bromid [U. S. Ph., 1880]. **sympus ferri iodidi**. Syrup of iodid of iron; a preparation consisting of ferrous iodid. The U. S. preparation contains 5 per cent. of ferrous iodid made up with sugar and water. It is a transparent, green solution having a sweet chalybeate taste. The Br. preparation contains about the same amount of ferrous iodid [U. S. Ph.]. **sympus ferri phosphatis**. A preparation consisting of ferrous phosphate, dissolved in dilute phosphoric acid and mixed with syrup. Each fluid dram contains 1 grain of ferrous phosphate [Br. Ph.]. **sympus ferri phosphatis cum quina ina et strychnina** [Br. Ph.], **sympus ferri quinae et strychninae phosphatum** [U. S. Ph.]. A syrup composed of iron, quinin, and strychnin. A teaspoonful of the preparation of the U. S. Ph. contains about 2 grains each of iron and quinin phosphate and about $\frac{1}{80}$ grain of strychnin; that of the Br. Ph. contains about 1 grain each of iron and quinin and $\frac{1}{32}$ grain of strychnin. **tinctura ferri chloridi**. Tincture of chlorid of iron. A preparation made by mixing the liquor ferri chloridi and alcohol [U. S. Ph.]; or by mixing the stronger solution of ferric perchlorid with alcohol and water [Br. Ph.]. **tinctura ferri perchloridi**. See *tinctura ferri chloridi* [Br. Ph.]. **tinctura ferri pomata**. A preparation made of extractum ferri pomatum, cinnamon water, and dilute alcohol. **trochisci ferri**. Troches each containing 5 grains of ferric hydroxid [U. S. Ph., 1890]. **trochisci ferri redacti**. Troches each containing one grain of reduced iron [Br. Ph.]. **vinum ferri**. A solution of iron and ammonium citrate in white wine, sweetened with syrup and flavored with sweet orange peel [U. S. Ph.]; or iron wire macerated in sherry and filtered [Br. Ph.]. It contains an uncertain amount of iron and potassium tartrate, derived from the action of the acid potassium tartrate present in the wine upon the oxidized iron. **vinum ferri amarum**. A preparation made of a solution of iron and quinin citrate, tincture of sweet orange peel syrup, and white wine [U. S. Ph.]. **vinum ferri citratis**. A preparation made by dissolving iron and ammonium citrate in tincture of sweet orange peel syrup, syrup, and stronger white wine [U. S. Ph.]; or by dissolving about 2 parts of iron and ammonium citrate in 98 of orange wine [Br. Ph.]. For other preparations see under *iron*.

ferrureted (fer'ru-ret-ed). Containing or combined with iron.

fersan (fer'san). A food preparation said to be an organic compound of iron and phosphorus with acid albumin from the blood of the ox.

fertile (fer'til). Capable of bearing new life; fruitful, not barren, nor sterile.

fertiliza'tion. See *fecundation*.

Ferula (fer'u-lah). A genus of umbelliferous herbs. **F. foetida**. A species yielding the official asafetida. **F. galbanifera**, **F. galbanifera**. A Persian species; the principal source of galbanum. **F. sumbul**. A species indigenous to the mountains between Russian Turkestan and Bucharía. Its root furnishes sumbul. [Fr., *férule*.]

fer'vin. A certain extract of meat containing iron.

festination (fes-tin-a'shun). A morbid tendency to make haste, symptomatic of certain nervous diseases. [Lat., *festinatio*.]

festoon (fest-oon'). An ornament in the form of a garland. In dentistry, the wreathlike margin of the normal gum around the necks of the teeth. [Fr., *feston*, from Ital., *festone*, a garland.]

Festucaria (fes-tu-ka're-ah). A trematode worm. **F. lentis**. See *Monostomum lentis*.

fe'tal. Pertaining to, or in the state of, a fetus.

fetation (fe-ta'shun). See *gestation*.

feticide (fe'tis-id). The destruction of a fetus before birth. [Lat., *fetus*, fetus, + *caedere*, to kill.]

fet'id. Having a foul odor.

fetishism (fe'tish-izm). The finding of a maladapted sexual aim. The sexual striving manifesting itself in love of objects, the nongenitals, etc.

fe'tor. A stench; an offensive odor. [Lat., *fetor*, a stench.]

fet'ron. An anilid of stearic acid; used in a manner similar to lanolin.

fe'tus. The unborn offspring of any mammal. The child in the uterus after the end of the third month; previous to that time it is called an embryo.

f. compressus. A f. which, having died at an early stage of gestation, has undergone mummification and been compressed into the form of a sheet by the growth of a twin. **f. inclusus**, **f. in fetu**. A form of double monstrosity in which one f. ceases to be developed, and its remains are wholly or partially buried within the substance of the other f. **f. ovaricus**, **f. ovarius**. See *ovarian f.*

f. papyraceus. See *f. compressus*. **f. sanguinolentus**. Of Martin and Ruge, a macerated f.; so called from its reddish brown color. **f. sireniiformis**. A f. with fusion of the lower extremities.

hemiteratic f. See *hemiterata*. **hermaphroditic f.** See *hermaphroditism*.

heterotaxic f. See *heterotaxis*. **mummified f.** See *f. compressus*.

non-viable f. A f. that has not reached a stage of development at which it is capable of surviving apart from the maternal organism. **ovarian f.** The fetus of an ovarian gestation. **tubal f.** The f. of a tubal gestation. **viable f.** A f. far enough advanced in development to be capable of survival apart from the maternal organism. See *viability*. [Lat., *ferre*, to bring forth.]

fe'ver. 1. An increase in the temperature

of the body accompanied by certain changes in the metabolic processes. 2. Any disease accompanied by increased temperature and pulse rate and usually associated with chills or chilly sensations and restlessness and anorexia. **abdominal f.**, **abdominal typhus f.** See *typhoid f.* **African f.** An intermittent, remittent, or pernicious malarial f. occurring on the coast of Africa. **ambulatory typhoid f.** Typhoid f. in which the usual symptoms are slight or absent and the patient is able to walk about through the greater part of the disease. **army f.** Typhus f. epidemic in an army. **aseptic f.** A traumatic f., not due to sepsis. **asthenic f.** A f. with great weakness and depression. **Barbados f.**, **Barcelona f.** See *yellow f.* **benign f.** A f. that pursues a mild course. **biliary f.** Relapsing f. with jaundice. **biliogastroenteric f.** See *typhoid f.* **bilious continued f.** See *typhoid f.* **bilious f.** 1. Remittent f., supposed to be caused by biliary disturbance. 2. Simple gastritis. **black f.** Cerebrospinal meningitis. **blackwater f.** A form of tropical f. attacking persons already suffering from malarial f. It is characterized by a sudden onset of melanuria, vomiting of a clear, green fluid, icterus, and an irregular febrile movement. **brain f.** Any febrile disease accompanied with inflammation of the brain or its membranes with severe febrile disturbance. **breakbone f.** See *dengue.* **camp f.** A general term applied to typhoid and typhomalarial f's occurring during a campaign. **catheter f.** Of Sir A. Clark, a form of urethral f. due to the introduction of a catheter. Sharp elevation of temperature. **cerebrospinal f.** See under *cerebrospinal*, also under *meningitis.* **Chagres f.** See under *Chagres.* **childbed f.** See *puerperal f.* **continued f.** A f. in which the daily variations of temperature are slight and the f. continues seven days or more. **dandy f.** Dengue; so called on account of the stiffness of the joints of the lower limbs, with consequent peculiarity of gait which accompanies it. **enteric f.** 1. The f. of enteritis, also any f. with prominent enteric symptoms. 2. See *typhoid f.* **enteromalarial f.** A f. in which the *Plasmodium malariae* of Laveran is found in the blood, and the typhoid bacillus in the stools. **ephemeral f.** A f. of very brief duration, usually completing its course within twenty-four hours. **eruptive f.** A f. following a period of incubation varying from a few hours to a few days, pursuing a definite course, with an associated eruption on the skin or mucous membrane or both; usually infectious. **essential f.** A f. constituting a disease by itself, as distinguished from a symptomatic f. **gastric f.** Acute dyspepsia. **gastro-enteric f.** A variety of congestive f. prevalent in the southwestern United States, characterized by vomiting, dysentery, thirst, dyspnea, restlessness, burning heat in the stomach, a weak pulse, and cold extremities. **hay**

f. Syn.: *Bostock's catarrh.* A periodical hyperesthetic rhinitis, due to pollen or other exciting agents. It occurs usually in the spring or in the middle of August. **heat f.** See *insolation.* **hectic f.** A type of f. associated with prolonged suppuration or some analogous condition. It is distinguished by intermissions and exacerbations, by excessive wasting of the tissues, and by exhausting sweats that attend the paroxysms. It is generally of long duration. **intermittent f.** Syn.: *ague.* A form of malarial f. in which the symptoms of chill and fever alternate with periods of apyrexia. **jail f.** Typhus f. occurring among the inmates of jails or prisons. **jungle f.** The pernicious malarial fever of the East Indian jungles. **low f.** See *asthenic f.* and *typhoid f.* **lung f.** Acute pneumonia. **malarial f.** A f. due to malarial parasites in the blood which gain entrance by the bite of the mosquito, *Anopheles.* **Malta f.** See under *Malta.* **milk f.** An old term for a febricula sometimes accompanying the establishment of the secretion of milk in lying-in women; now thought to be only a mild form of septic f. **mountain f.** 1. Of Wise, a mild f. with cardiac and respiratory irritability, lasting about a week; it is supposedly due to sudden exposure to diminished atmospheric pressure. 2. Malarial, typhomalarial, or typhoid f. occurring in mountainous regions. **nervous f.** Characterized by symptoms, especially typhus f. and typhoid f. 2. A febricula due to emotional excitement. **oroaya f.** A chronic endemic, specific, irregular f. with severe anemia found in the Peruvian Andes. A parasite, *Bartonella bacilliformis*, is found in the blood and visceral lesions. **paludal f.** See *malarial f.* **Panama f.** See under *Panama.* **paratyphoid f.** A f. with symptoms like typhoid, but due to one of the paratyphoid group of bacilli rather than the true *Bacillus typhosus.* **pernicious malarial f.** A form of malarial f. of great severity, coma, or delirium, frequent hematuria, and high rate mortality. **phthisical f.** The hectic f. produced by tuberculosis. **primary f.** The f. accompanying the onset of an acute disease. **puerperal f.** A f. due to septic infection at the time of or immediately after parturition. **quartan f.** An intermittent f. in which the paroxysms recur every fourth day. **quintan f.** An intermittent f. in which the paroxysms recur every fifth day. **quotidian f.** An intermittent f. in which a paroxysm occurs every day. **recurrent f.** See *relapsing f.* **relapsing f.** An infectious f. produced by the *Spirillum Obermeieri.* Its peculiar course is made up of separate attacks of fever and malaise, lasting from five to eight days, with a similar period of remission of all symptoms. **remittent f.** A form of malarial f. where there are remissions of the symptoms, but no intermissions. It is probably due to multiple infection of the malarial parasites.

This term is, at present, not much in use. **rheumatic f.** Febrile symptoms associated with acute multiple infectious arthritis, often accompanied with symptoms of endocarditis. **Rocky Mountain f.** A continuous f. of one or two weeks' duration, accompanied by eruption. **scarlet f.** Syn.: *scarlatina*. One of the eruptive or exanthematous f's that is contagious, the vitality of the organic ferment having been preserved for several years in packed up clothing or toys. Epidemics often occur through infection of the milk supply of a community. Scarlet f. is characterized by a stormy onset, with fever, vomiting and sore throat, followed by the appearance of the eruption. After that disappears, there is desquamation of the skin, usually in large flakes. Nephritis is a frequent serious sequela. **septic f.** F. due to septicemia. **ship f.** Of Lind, typhus f., formerly very prevalent on board ship. **slow f.** 1. Any f. of long duration. 2. An old term for typhoid. **splenic f.** Contagious anthrax. **spotted f.** See *typhus f.* and *cerebrospinal meningitis*, under *meningitis*. **surgical f.** The pyrexia consequent upon a surgical operation; there may be rigors or chilliness, with the usual signs of f., or simply a slight elevation of temperature. **syphilitic f.** The f. that may precede the appearance of general symptoms. **tertian f.** An intermittent f. in which the paroxysm occurs every third day. **thermic f.** See *insolation*. **Texas f.** See under *Texas*. **typhoid f.** Syn.: *enteric f.*, *follicular enteritis*. A f. due to the presence of the *Bacillus typhosus*, which gains entrance into the organism through food and drink, usually through contamination of the water supply. The points of entrance are usually in the intestines. The chief symptoms are the rise of temperature, abdominal distention and tenderness, and enlarged spleen. Ulceration of the lymph follicles and Peyer's patches may lead to severe and even fatal hemorrhage or to perforation. **typhomalarial f.** A f. due either to infection by both the *Bacillus typhosus* and the malarial parasite or to a malarial infection with typhoidal course of the fever. **typhus f.** Syn.: *abdominal f.*, *spotted f.*, *cerebrospinal meningitis*. A f. due to the *Bacillus Typhi exanthematicus* of Plotz. A contagious, continued f., formerly epidemically prevalent in camps, hospitals, jails, and a crowded population. Though formerly confounded with typhoid f., there are no intestinal lesions nor symptoms. **urethral f.** F. due to instrumentation of the urethra. It is apparently of septic origin in most cases. **walking typhoid f.** See *ambulatory typhoid f.* **yellow f.** An acute, infectious f., of great severity, due to a protozoa in the blood which is transmitted by the bite of the mosquito, *Stegomyia fasciata*. [Lat., *febris*, from *fervere*, to glow.]

fever blister. See *herpes facialis*, under *herpes*.

fe'verish. Suffering from fever; febrile. **fe'verishness.** The state of being febrile. **fexism** (feks'izm). The name given to certain forms of cretinism in parts of Austria.

fi'ber. A filament or a filamentous structure; in particular an anatomical element, greatly elongated and usually having its cellular character or origin obscured. **accelerans** or **accelerating f.** See *augmentor f's.* **accessory f's.** Ligamentous f's which extend from the posterior ligament of the wrist joint to the dorsal surfaces of several of the carpal bones. **anastomosing f's.** F's of any kind (e. g., nerve, muscle, or connective tissue of any kind) which anastomose. **annular f's.** F's forming a ring around an organ or part, such as the annular f's of the heart. **arciform f's.** **arcuate f's.** A collection of nerve f's, occurring in curved bundles, situated at the upper part of the medulla oblongata, and divided into superficial and deep sets. **arcuate f's of the tegmentum.** Certain decussating f's derived from the peduncles of the cerebellum, together with a few from the fillet. **association f's.** White nerve f's connecting adjacent cerebral convolutions; described as situated just beneath the cortical substance. See *longitudinal f's of the cerebrum*. **augmentor f's.** Nerve f's conveying impulses which accelerate the rapidity and augment the force of the heart beat. **autonomic f's.** Those fibers of the vegetative nervous system chiefly distributed in the vagus and pelvic systems acting reciprocally and antagonistically to the sympathetic fibers. **axil f.** See *axis cylinder*. **Beale's spiral f.** See *spiral f.* **Bühlmann's f's.** See under *Bühlmann*. **cardiac muscular f's.** The striated involuntary f's forming the muscular substance of the heart. **cardio-inhibitory f's.** Inhibitory nerve f's from the vagus to the heart. **central f.** In general a f. surrounded by other f's or tissues. 2. The nerve f. within a pacinian corpuscle. **centripetal f's.** 1. Afferent nerve f's. 2. Nerve f's serving to connect ganglia or nerve centers of a lower order with those of a higher order. **cerebral f's.** Nerve f's of the cerebrum. **cerebrospinal f's.** Nerve f's from the brain or spinal cord in contradistinction to those from the sympathetic system. **collateral f's of the cerebrum.** See *association f's* and *longitudinal f's of the cerebrum*. **commissural f's.** Nerve f's in or forming a commissure. **connecting f's.** F's serving to connect other f's or parts. **connective tissue f's.** Syn.: *connective tissue bundle* (or *fasciculus*). The f's forming the principal part of the ordinary soft connective tissues. They may be elastic, as in elastic tissue, or may be glue yielding, and composed of fine fibrillae, as seen especially well in fascia and tendon. See *connective tissue*, under *tissue*. **corticomuscular f's.** Those nerve f's which extend from the cerebral cortex and convey voluntary motor im-

pulses. **Corti's f's.** See under *Corti*. **crystalline f's.** See *lens f's*. **dartoic f's.** The muscular f. cells or plain muscular f's in the dartos. **decussating f's.** Of Sharpey, minute bundles, apparently of the nature of white fibrous tissue, which form a considerable part of the lamellae of bone. **dental f's.** Of Tomes, the minute protoplasmic processes extending into the dental canals from the odontoblasts. **depressor f's.** F's of a depressor nerve whose stimulation has an inhibitory action on the vasomotor nerve center, with a consequent dilatation of some part of the vascular system. **diverging f's.** The radiating f's of the corona radiata. **elastic f's.** Branched and anastomosing f's of elastic tissue, found in nearly every part of the body, forming networks, as between the bundles of white fibrous tissue, in the corium of the skin, and mucous membranes. **elementary f's.** 1. One of the anatomical elements of a tissue composed mainly of f's. 2. Imaginary fibrous elements supposed by the ancients to make up the entire body. **enamel f's.** Syn.: *enamel prisms*. The hexagonal rods of which the dental enamel is composed. **endogenous f's.** Nerve fibers of the spinal cord arising from cells outside of the cord. **exogenous f's.** Those arising from cells within the gray matter of the spinal cord. **external arciform f's.** A set of nerve f's which emerge from the anterior median fissure of the spinal cord, extend outward, crossing the olivary body and anterior pyramid, and finally terminate at the restiform body. **f's, meat, in stool, how to determine;** see in *appendix, page* —. **f's of Purkinje.** See *Purkinje's f's*, under *Purkinje*. **f's of Remak.** See *Remak's f's*, under *Remak*. **f's of Tomes.** See *dental f's*. **fibrillated f's.** F's as in connective tissue, evidently composed of a bundle of fibrils. **figure of eight f's.** F's arranged in the form of the figure eight, like some of the muscular f's or fascicles of the heart. **ganglionic f's.** Non-medullated nerve f's, especially those of the sympathetic nervous system. **gelatiniform (or gelatinous) nerve f's.** Non-medullated nerve f's. **geminal f's.** The pair of f's formed by division of the pyramidal f's of the cord. **hair f's.** Fibrous masses composed of flattened spindle-shaped cells, into which the principal or cortical portion of a hair may be separated. **heterodesmotic f's.** White f's connecting dissimilar gray structures of the nervous system. **homodesmotic f's.** White f's connecting similar gray structures of the nervous system. **inhibitory f's.** Nerve f's which convey inhibitory or depressor impulses (e. g., to the vasomotor or respiratory center or to the heart). **intercellular f's.** The f's between the cells (in connective and other tissues, composed of cells and f's). **intercolumnar f's.** Slender bundles of cross f's on the surface of the aponeurosis of the external oblique muscle of the

abdomen, which bind the pillars of the external abdominal ring together. **internal arcuate f's.** See *arciform f's*. **intracellular f's.** Syn.: *rootlets of cilia*. Double refracting f's traversing the body of a ciliated cell, and connected through intermediate portions with the cilia. They unite toward the attached end to form the originating f. **intraciliary f's.** F's connecting the anterior peduncles of the cerebellum to the dentatum. **involuntary muscular f's.** See *muscular f. cells*, under *cell*. **lamellar f's, laminar f's.** The f's of white fibrous tissue. **lens f's.** Syn.: *crystalline f's*. The greatly elongated, bandlike f's making up the major part of the crystalline lens of the eye. **longitudinal f's of the cerebrum.** Those groups of association f's in the brain which have an anteroposterior direction. **looped f's.** F's forming a loop, such as the muscular f's or fascicles of the heart passing over the entire auricle and becoming attached by both extremities to the auriculoventricular rings. **medullated nerve f's.** See under *nerve f.*, separate head. **motor f.** The f. in a nerve which transmits motor impulses only. **Müller's f's.** See under *Müller*. **muscle f., muscular f.** Any elongated anatomical element composed of muscular substance. See *voluntary muscular f.*, and *muscular f. cells*, under *cell*. **neuroglia f's.** F's of the supporting tissue of the central nervous system. See *neuroglia*. **non-striated muscle f., non-striped muscle f.** See *muscular fiber cells*, under *cell*. **odontogenic f's.** The f's which form the connective tissue of the matrix of a tooth, and surround the pulp. **orbiculo-antero capsular f's.** Those f's having the most posterior and internal position, in close relation to the anterior boundary of the vitreous. **orbiculoposterocapsular f's.** Zonular f's springing from the extension of the hyaloid membrane, investing the ciliary ring. **origin f's.** Of Daae, the minute branches of a nerve f. joining a spinal ganglion, all within the capsule of the cell. **osteogenic f's.** The soft, pliant bundles of fibrils which form the termination of the growing osseous rays in developing periosteal bone. **pale f's.** The variety of muscle f. which contains little pigment, usually characterized by distinct cross-striation and rapid contraction. **penduncular f's of the cerebrum.** The f's which connect the cerebrum with the medulla oblongata and pons Varolii. **penniform f's.** F's arranged in a penniform manner, said especially of the f's of a penniform muscle. **perivascular f's.** F's surrounding a blood vessel, but not forming a part of it, e. g., the network of neuroglia f's surrounding the blood vessels in the central nervous system. **postganglionic f's.** In the autonomic system of nerves that neuron which is constituted by a sympathetic cell and its fiber. **preganglionic f's.** In the autonomic system of nerves that neuron which extends from the central

nervous system to the particular sympathetic cell in which it terminates. **pressor f's.** F's of a pressor nerve. **pressure f's.** The term used in physiology to designate those sensory fibers whose activity stimulates the vasomotor center and thus raises the blood pressure. **primary chromatic f's, primary chromatin f's, primary nuclear f's.** The larger and more persistent chromatin fibrils in the nucleus. **primitive f.** One of the anatomical elements of a tissue composed of f's, as a muscular f. **Prussak's f's.** See under *Prussak*. **recurrent f.** A nerve f. arising from a ganglion, and joining a nerve of a character opposite to its own (e. g., the fourth cranial nerve, which is purely motor, but receives recurrent or sensory twigs from the fifth cranial nerve). **reticulate f., reticulation f.** A f. or fascicle forming, with others, a reticulation or network; one of the f's of a network. **secondary chromatic f's, secondary chromatin f's, secondary nuclear f's.** The smaller anastomosing f's in a nucleus. They connect the primary nuclear f's by a kind of network. **secondary f's.** F's of secondary importance or size in a fibrous structure. **secretory f's.** Those f's of the sympathetic nerve which enter glands, and are supposed to influence secretion. **semicircular f's of the cerebellum.** A semicircular layer of f's, 2 to 3 mm. thick, between the upper border of the nucleus cerebelli and the outer branches of the arbor medullaris. **Sharpey's f's.** See under *Sharpey*. **spiral f.** Syn.: *Beale's spiral f.* 1. The small or thin f. of nervous substance arising in the substance of a sympathetic ganglion cell, and winding spirally around the thicker straight process for a considerable distance. 2. The spiral constriction sometimes seen in bundles of connective tissue. **Stilling's f's.** See under *Stilling*. **striated muscular f., striped muscular f.** See *voluntary muscular f.* **sympathetic f's.** F's of the sympathetic nerve. **terminal f's.** F's at their termination, especially naked axis cylinders at their termination in a nerve end organ. **trophic nerve f's.** See *nerve f's*, under *separate* head. **unstriated muscular f., unstriped muscular f.** See *muscular f. cells*, under *cell*. **vagus f's.** F's of the vagus nerve. **vasoconstrictor f's.** F's of a vasoconstrictor nerve conveying impulses that produce a constriction or narrowing of some part of the vascular channel. See *vasodilator f's*. **vasodilator f's.** Nerve f's of a vasodilator nerve conveying impulses which produce dilatation or widening of some part of the vascular channel. **vasomotor f's.** The f's of a vasomotor nerve conveying impulses from a vasomotor center to the blood vessels and causing either constriction with consequent narrowing, or dilatation with consequent widening of the vascular channel. **voluntary muscular f.** A cylindrical, striated anatomical element, forming the

contractile substance of voluntary or striated muscular tissue. **Weissmann's f's.** See under *Weissmann*. **white f's of connective tissue.** Exceedingly fine, transparent, and apparently homogeneous filaments which run in small waves or bundles through connective tissue. **yellow elastic f.** One of the f's of yellow or elastic tissue. [Lat., *fibra*, a filament.] **fibra** (fi'brah). A fiber. **fibrae arcuatae internae.** Bundles of transverse fibers in the tegmental region of the crus cerebri, which, together with the longitudinal fibers, compose the formatio reticularis. **fibrae arcuatae orbitales nervi optici.** The fibers which lie with their concavity forward in the anterior angle of the chiasm of the optic nerve. **fibrae elasticae longitudinales tracheae.** Fibers of elastic tissue found running longitudinally in and beneath the mucous membrane of the trachea. **fibrae explementoriae.** Fibers which pass from one cerebral lobe to the other. **fibrae pyramidum primitivae.** Those fibers of the pyramids which form the posterior wall of the anterior median fissure of the cord. **fibrae radiatae iridis.** The radiating muscular fibers of the iris. **fibrae rectae.** Fibers which extend directly from one point to another. **fibrae rectae mediales pedunculi.** The middle tract of direct fibers in the crus cerebri. **fibrae rectae of the rhabpe, fibrae rectae rhabpes.** The vertical fibers in the rhabpe of the medulla oblongata. They are continuous posteriorly with the funiculi graciles, and have in their meshes numerous multipolar nerve cells. **fibrae spirales.** Fibers which follow a spiral direction. **fibrae tendineae.** The white shining fibers of which tendons are composed. **fibrae transversae arciformes.** The fibers which form the stratum zonale medulla oblongata. [Lat., *fibra*, filament.]

fi'bril. One of the ultimate fiberlike divisions composing a fiber or bundle; also any very minute fiber. **achromatic f's.** Syn.: *cell threads, interstellate lines.* F's of achromatic nuclear or cell substance, forming lines which extend from pole to pole in a dividing nucleus, in such a way as to form a spindle-shaped or barrel-shaped figure. **chromatic f's, chromatin f's.** See *nuclear f's*. **connective tissue f's.** F's which, being collected in bundles, form the fibers or fasciculi of white fibrous connective tissue. **elementary f's.** See *primitive f's*. **intermuscular f's.** Small branches of the intermediate plexus of nerve fibers in unstriped muscular tissue which run between the muscle cells. **intracellular f's.** The delicate, threadlike masses composing the more solid part of the protoplasm of the cell body. **intranuclear f.** See *nuclear fibrils*. **nuclear f's, nucleoplasmic f's.** The threadlike fibers consisting of the more solid substance or chromatin in a cell nucleus. See *karyokinesis*, *primary chromatic fibers*, and *secondary chromatic fibers*. **primitive f's.** The ultimate or elementary f's of which the axis cylinder

is composed. **protoplasmic f.** A f. or thread of protoplasm. **ultimate f's.** See *primitive f's.* [Lat., *fibrilla*, dim. of *fibra*, filament.]

fibrilla (fi-bril'lah), pl., *fibrillae*. See *fibril*. **axis fibrillae.** See *primitive fibrils*. **elementary fibrillae.** See *primitive fibrils*. **fibrillae adamantinae.** See *enamel fibers*. **fibrillae elasticae.** Fibrils of elastic tissue. **fibrillae musculares.** The fibrils composing a muscular fiber. **fibrillae tendinae.** The connective tissue fibrils forming the fibers or bundles of a tendon. **primitive fibrillae, ultimate fibrillae.** See *primitive fibrils*. **fibrillation** (fib'ril-a'shun). Fibrillary movements either within voluntary or involuntary muscles.

fi'brin. A protein obtained from the blood, lymph, and some of the exudates. It is an insoluble protein, formed from the soluble fibrinogen by the action of thrombin. It is deposited in fine threads which form a jelly or coagulum. It may be obtained from the blood by whipping it with a bundle of twigs. **f. factor.** A term for substances in the blood, supposed to participate in the formation of f. **f. ferment.** The name given to a substance formed in shed blood, which converts the fibrinogen to fibrin. It is usually assumed to be a ferment, otherwise known as *thrombin*. It is formed, or activated, from a substance, *prothrombin*, existing in the circulating blood. **vegetable f.** See *gluten*. [Lat., *fibrinum*.]

fibrinogen (fi-brin'o-jen). A proteid substance existing in blood and serous transudations, which is converted into fibrin by the action of thrombin. [*Fibrin*, + Gr., *gennan*, to produce.]

fibrinogen'ic, fibrinog'enous. Producing fibrin.

fibrinolysin (fi-brin-ol'is-in). A substance, formed in the blood under some circumstances, which causes the solution of the clot by dissolving or digesting the fibrin. [*Fibrin*, + Gr., *lyein*, to dissolve.]

fibrinolysis (fi-brin-ol'is-is). The process by which a blood clot is redissolved owing to a solution of the fibrin. [*Fibrin*, + Gr., *lysis*, solution.]

fi''bro-adenoma. An adenoma containing an excessive amount of fibrous tissue.

fibroblast (fi''bro-blast). A cell or corpuscle, giving rise to connective tissue. [Lat., *fibra*, filament, + Gr., *blastos*, sprout.]

fibroblas'tic. Pertaining to a fibroblast or to tissue containing these cells, especially in excessive amounts as in the regeneration of inflamed tissue.

fi''brobronchi'tis. See *croupous bronchitis*, under *bronchitis*.

fi''brocalca'reous. Fibrous and having undergone calcareous degeneration; said of tumors. [Lat., *fibra*, a fiber, + *calx*, lime.]

fi''brocarcino'ma. A carcinoma in which the trabeculae are thick and resistant, with more or less granular degeneration of the cells in the trabeculae. **f. cysticum.** A f. (scirrhus) with inclosed cysts.

fi''brocar'tilage. Cartilage in which the matrix or intercellular substance contains

a greater or less number of fibers of elastic or white fibrous connective tissue. See *elastic cartilage*, under *cartilage*, and *white f.* **basilar f.** A f. which occupies the larger part of the foramen lacerum medium [B. N. A., *fibrocartilago basalis*]. **external semilunar f.** See *semilunar f's* [B. N. A., *meniscus lateralis*]. **falciform f's.** See *semilunar f's*. **f's of Wrisberg.** See *cuneiform cartilages*, under *cartilage*. **interarticular f.** A ring of f. attached to the joint capsule. **interarticular f. of the temporomaxillary articulation.** A thin oval plate of f. interposed between the condyle of the inferior maxilla and the glenoid cavity of the temporal bone. **interoccygean f.** Ringlike f's between the segments of the coccyx. **internal semilunar f.** See under *semilunar f's* [B. N. A., *meniscus medialis*]. **interpubic f.** A layer of f. or of cartilage attached to the surface of each pubic bone and united by a layer of fibrous tissue and f. **intervertebral f's.** See *intervertebral cartilages*, under *cartilage* [B. N. A., *fibrocartilagines intervertebrales*]. **navicular f.** A fibrocartilaginous structure connected with the inferior calcaneoscaphoid ligament, over which the tendon of the tibialis posticus glides. **pubic f.** See *interpubic f.* **radio-ular f.** A triangular f. attached by its apex at the base of the styloid process of the ulna, by its base to the edge of the radius, its upper surface resting on the head of the ulna, and its lower on the cuneiform bone. **sacroccygeal f.** A f. interposed between the contiguous surfaces of the sacrum and coccyx. **semilunar f's.** Two crescent-shaped interarticular f's interposed between the head of the tibia and the condyles of the femur. **sternoclavicular f.** A flat disk of f. between the sternum and the clavicle. **tarsal f's.** See *tarsal cartilages*. **triangular (interarticular) f.** See *radio-ular f.* **white f.** Cartilage in which the matrix or intercellular substance is composed largely of white fibrous tissue arranged mostly in bundles of parallel fibers. **yellow f.** The variety that constitutes the cartilaginous structure of the ear, the epiglottis, etc., being of a yellow color and very elastic, and having its intercellular substance made up of long, interlacing, wavy fibers [B. N. A., *discus articularis*].

fibrochondritis (fi''bro-kon-dri'tis). Inflammation of fibrocartilage. [Lat., *fibra*, fiber, + *chondros*, cartilage, + *itis*, inflammation.]

fibrocyst (fi''bro-sist). Syn.: *mucoïd fibroma*. A fibrous tumor that has undergone cystic degeneration, or one in which fluid has accumulated in the interspaces.

fi''brocyst'ic. 1. Fibrous, and having undergone cystic degeneration. 2. Consisting of fibrocysts.

fi''brocyst'oid. Having the formation of a fibrocyst.

fi''brocystoma. A fibroma combined with a cystoma.

fi''bro-enchondroma. An enchondroma,

or cartilaginous tumor containing fibrous tissue.

fi''broglío'ma. A tumor of mixed form, partly fibroma and partly glioma.

fibroid (fi'broyd). Resembling fibrous tissue, as a tumor composed of fibrous tissue. **f. heart.** A heart containing bands of connective tissue between the bands of muscle fibers producing chronic interstitial myocarditis. **f. phthisis.** A chronic form of tuberculosis of the lungs in which there is present an increase of connective tissue. **interstitial f.** A f. developing within the parietes of an organ. **mesometric f.** A f. of the mesometrium or broad ligament. **pedunculated f.** A f. attached by a peduncle. **submucous f.** A f. developed beneath a mucous membrane. [Lat., *fibra*, fiber, + Gr., *eidos*, resemblance.]

fibroin (fi-bro'in, fi'bro-in). A nitrogenous substance which constitutes the essential part of silk and of the spider's web. It is a protein substance belonging to the albuminoids.

fibrolipo'ma. A lipoma in which connective tissue is very abundant.

fibrolysin (fi-bro'lis-in). Thiosinamin sodium salicylate solution.

fibroma (fi-bro'mah). Pl. *fibromata*. A generic term for fibrous tumors developed from proliferous connective tissue cells. Hence they are found in the skin, nerves, fasciae, periosteum, and glandular organs. Though multiple, they do not give rise to metastatic tumors. **cystic f.** A f. that has undergone cystic degeneration. **f. cavernosum.** A f. containing greatly dilated blood vessels. **f. cutis.** F. of the skin. **f. endothelioideum.** F. of the dura mater with cells resembling endothelial cells. **f. fungoides.** See *mycosis fungoides*. **f. keloides.** See *keloid*. **f. lipomatodes.** See *xanthoma*. **f. moluscum.** A soft, flaccid, painless tumor of the skin, either sessile or pedunculated, consisting of a loose network of connective tissue containing more or less serous fluid in its meshes, and covered by epidermis of normal appearance. It is most commonly situated on the face, scalp, or scrotum (in females, the labia pudendi), although the tumors may be disseminated over the whole cutaneous surface. The disease is often congenital. **f. myxomatodes.** A myxofibroma. **f. mucinosum.** An edematous, cystic, or mucoid tumor, arising from obstructed lymph channels. **f. teleangiectaticum.** A highly vascular f. with wide and dilated blood vessels. **mucoid f.** See *fibrocyst*. [Lat., *fibra*, fiber, + Gr., *oma*, tumor.]

fibromatosis (fi''bro-ma-to'sis). See *fibrosis*.

fibromatous (fi-bro'mat-us). Pertaining to, or of the nature of, a fibroma.

fibromyitis (fi''bro-mi-i'tis). An inflammation of the muscular system that is followed by atrophy and fibrous degeneration of the muscular fibers, with consequent diminution of motility of the muscle.

fibromyoma (fi-bro-mi-o'mah). Strictly, a tumor (as of the uterus) composed of

fibrous and unstriped muscular tissue; as commonly used, it is synonymous with *fibrous tumor*, *fibroma*, *myoma*, *leiomyoma*, and *fibroid*. **lymphangiectatic f.** A f. with enlargement and free formation of lymphatic vessels. [Lat., *fibra*, a fiber, + Gr., *mys*, a muscle.]

fibromyxoma (fi-bro-mix-o'mah). A fibroma that has partially undergone myxomatous degeneration.

fi''bromyx'osarco'ma. 1. A sarcoma that has undergone mucoid degeneration. 2. A tumor in which sarcomatous and myxoid tissue are found combined.

fi''broneuro'ma. See under *neuroma*.

fi''bropericardi'tis. Fibrous pericarditis.

fi''broplas'tic. Characterized by the formation of fibers; said of neoplasms. [Lat., *fibra*, fiber, + Gr., *plassein*, to mold.]

fi''bropol'ypus. A fibroid polypus.

fi''bropsammo'ma. A tumor containing fibromatous and psammomatous tissue.

fi''brosarco'ma. A spindle-celled sarcoma in which there is a large amount of connective tissue. **f. endothelioideum.** See *fibroma endothelioideum*.

fibro'sis. A general increase of connective tissue in the viscera, replacing the atrophied and degenerated cells of the parenchyma and a prominent feature of such chronic diseases as cirrhosis of the liver and chronic interstitial nephritis. **arteriocapillary f.** A primary and general fibroid degeneration of the arterioles and capillaries that develops about the middle of life; characterized by diminished caliber and elasticity of the diseased vessels, atrophy of the adjacent tissue (especially in the kidneys), and hypertrophy of the heart.

fi''brotuberculo'sis. Fibroid phthisis.

fi''brous. Containing or composed of fibers; in pathology, due to, or characterized by, the formation of adventitious f. tissue. [Lat., *fibrosus*.]

fibula (fib'u-lah). The smaller of the bones of the leg, lying on its outer side and of nearly the same length as the tibia. It articulates above with the tibia, and below with the tibia and talus. [Lat., *fibula*, clasp, pin.]

Fick'er's sign. Agglutination by the serum on the addition of a fluid containing dead typhoid bacilli; said to be diagnostic of typhoid fever. [Philip Martin Ficker, Ger. bacteriologist, born 1868.]

fictitious meal. The name given to the meal taken by a dog with a fistula, or two fistulas, in the esophagus. The food is chewed and swallowed, but does not enter the stomach, escaping through the fistula. It causes an active secretion of gastric juice, however, known as nervous or psychological secretion.

Ficus (fi'kus). 1. Of the U. S. Ph., the fruit of *Ficus carica*, the fig-tree. 2. The genus to which the fig-tree belongs. [Lat., "a fig."]

field. Any definite circumscribed area. **auditory f.** That portion of the space surrounding the ear in every part of which a given sound is audible by the ear. The *binaural auditory f.* is that portion of

space in which a given sound is audible when both ears are used. **binocular f. of vision.** That portion of space in which the f's of vision of the two eyes overlap, i. e., in which binocular vision is possible. **central f. of vision.** See *visual f.* **Cohnheim's f's.** See *Cohnheim's areas*, under *Cohnheim*. **deaf f's of the ear.** Two small triangles, the first of which lies in front and above, the other behind and above the ear. A sonorous object, when entering either of these regions is heard much less distinctly than outside of them. **direct f. of vision.** See *visual f.* **f. of a lens.** The area from which rays coming to a lens are brought to a focus by the latter; the range of surface distinct through a lens. **f. of a microscope.** See *f. of view.* **f. of audition.** See *auditory f.* **f. of fixation, f. of regard.** See *visual f.* **f. of view.** The area visible through the microscope when it is in focus. **f. of vision.** See *visual f.* **indirect f. of vision.** See *visual f.* **magnetic f.** The range of influence of a magnet. **unilateral f. of vision, unioocular f. of vision.** The visual f. taken for one eye only. **visual field.** The entire surface from which, at a given distance, light reaches the retina, the eye being fixed. The ordinary limits of the visual f. for white lights are, internally, 55° to 60°; externally, 90° to 100°; upward, 55°; downward, 60°. The visual f. for colors is smaller than that for white light, that for blue having the widest limits, and for red the narrowest. The direct or central f. of vision comprises that part of the external world of which the projection falls on the fovea. The indirect or peripheral field comprises that part of which the projection falls on the retina outside the fovea.

fifth disease. Watson (Bost. Med. and Surg. Jour., June 17 and 24, 1909) has described from seventy-five cases a disease which he believes to differ from the other exanthemata. The distinction remains to be established.

fighter's ear. A crumpled state of the ear, sometimes seen in boxers and football players, in which a hematoma of the ear, due to a blow, has been infected with resulting perichondritis and loss of portions of the cartilage.

Figuer's gold salt. See *gold and sodium chlorid*, under *gold*.

fig'ure. The outline of an organ or a part. **achromatic f., achromatin f.** A spindle-shaped or cylindrical f. formed by achromatic fibrils in a dividing cell. **bi-stellate f.** See *amphiaster*. **chromatic f., chromatin f.** Any one of the various forms of figures assumed by the chromatic fibrils of a nucleus during karyokinetic division. See *nuclear f.* **division f.** See *nuclear f.* **mitotic f.** See *nuclear f.* **nuclear f.** Syn.: *spindle f., division f.* Any one of the phases which a nucleus assumes during indirect or karyokinetic division. The set of appearances assumed by the achromatic fibrils is

known as the *achromatic f.*, and that assumed by the chromatic fibrils as the *chromatic f.* **polar f.** The points or poles in the dividing cell which are ultimately occupied by daughter nuclei. The achromatic fibrils converge at these poles, and in ova there is often a radiate appearance around them, known as the polar sun. **primary nuclear f.** See *spirem*. **Purkinje's f.** See under *Purkinje*. [Lat., *figura*, from *ingere*, to touch, shape, fashion.]

filament (fil'am-ent). Any threadlike body or slender fiber. **achromatic f's.** See *achromatic fibrils*. **bipolar f's.** Fibrils of achromatic substance extending between the two poles of the nuclear spindle and forming the achromatic figure. **chromatic f's.** See *nuclear fibrils*. **cleft nuclear f's.** The longitudinally divided nuclear fibrils seen in karyokinesis just before the fibrils are arranged into sets to form the daughter nuclei. **olfactory f's.** See *olfactory hairs*, under *hair*. **protoplasmic f.** A f. or fibril of protoplasm; a fibril in the cell body, in contradistinction to one in the nucleus. **seminal f., spermatic f.** See *spermatosoid*. **terminal f.** The delicate process which forms the inferior termination of the spinal cord. **unipolar f's.** Syn.: *polar rays, cytaster*. The radiating, starlike or sunlike rays of achromatin or specialized cell protoplasm, extending from the poles of a nuclear spindle or amphias-ter. [Lat., *filamentum*, from *filum*, a thread.]

filamentous (fil'am-ent'us). A term used in descriptive bacteriology, meaning threadlike or composed of filaments or threads. [Lat., *filamentum*.]

Filaria (fil-a're-ah). A genus of parasitic nematoid worms of the family *Filariidae*. They are long filiform worms, the mouth is unarmed and the female is longer than the male. **F. Bancrofti.** Syn.: *F. sanguinis hominis, F. nocturna, Trichina cystica*. Long, whitish, filiform worms with a smooth cuticle and globular head having an unarmed, lipless mouth. The male measures 38 mm. and the female from 70 to 100 mm. The males and females are found in the lymphatics of the lower and upper extremities. The embryos enter the circulation and appear in the blood at night as small, wriggling filiform bodies from 290 to 320 μ in length. The parasite is transmitted to man by means of various species of the *Culex* mosquito. **F. conjunctivae.** A species found under the conjunctivae of man. **F. Demarquay.** A species found by Manson in the blood of man in the West Indies. It produces no pathologic effects. **F. dracunculus.** See *Dracunculus medinensis, F. immitis*. A viviparous species found frequently in the right ventricle of the dogs of eastern Asia. It passes into the blood, where its development is arrested. **F. labialis.** A threadlike, cylindrical species, 30 mm. long, with four papillae surrounding the mouth in a crucial form, a slender head,

a blunt tail, and the vaginal aperture near the anal. Males are not known. It has been found in one case (in Naples) in a pustule of the upper lip. **F. loa**. A parasite of the subcutaneous tissues of the back, breast, penis, eyelid, and conjunctiva. The embryos enter the blood and appear during the day. They differ from *F. Bancrofti* also in being more irregularly curved. **F. locustae**. See *Gordius aquaticus*, under *Gordius*. **F. lymphatica**. See *Strongylus bronchialis*. **F. medinensis**. See *Dracunculus medinensis*. 1. The guinea worm, an animal parasite indigenous to the western coast of Africa, India, Arabia, Egypt, and elsewhere. The female is from 1 to 12 feet in length, $\frac{2}{10}$ inch in diameter, and cylindrical throughout. It has a flat head, a blunt tail, and an oval aperture, surrounded by four crucially placed papillae. Formerly it was supposed to gain entrance to the skin by boring from without, but, according to the latest authorities, it is introduced probably in impure drinking water containing *Cyclops*, in which the embryos of the *Filaria* pass through the larval stage. The young worm is supposed to make its way from the alimentary canal to the mesentery, where male and female copulate; after which the female makes her way to the subcutaneous cellular tissue, in various parts of the body, most commonly of the feet and legs. The presence of the worm in the skin manifests itself by a painful tumor, blister, or furuncle, sometimes advancing to severe inflammation, with constitutional disturbance. 2. The disease caused by *F. medinensis*; also called *dracontiasis*. **F. papillosa**. Syn.: *Hamularia equi*. A species found in the peritoneum of the horse, donkey, mule, ox, and buffalo, and also in their thoracic cavity and aqueous humor. It sometimes appears in the lymphatic glands of human beings. **F. perstans**, **F. sanguinis hominis perstans**. Syn.: *Acanthocheilonema perstans*. An African variety constantly present in the blood of those infested with it. **F. sanguinis hominis**. See *F. Bancrofti*. **F. Teniguchi**. A species found in the lymphatic glands in a Japanese. [Lat., *filum*, thread.]

fil'ar'ial. Pertaining to, or caused by, *Filaria*.

filariasis (fil-ar-i'as-is). A chronic disease, caused by the presence in the system of the *Filaria Bancrofti*; characterized by soft tumefaction of the inguinal glands, hematuria or chyluria, chylous extravasations in the legs, scrotum, and other portions of the body, and the periodical presence of the parasites in the blood.

Filator's spots. See under *Flindt*.

filicin (fil'is-in). 1. A term applied to various substances, each in turn having been supposed to be the active principle of aspidium. [Lat., *filix*, a fern.]

filiferous (fil-if'er-us). Bearing filaments. [Lat., *filum*, a thread, + *ferre*, to bear.]

filiform (fil'if-orm). Thread-shaped. In descriptive bacteriology, used to mean

threadlike. [Lat., *filum*, thread, + *forma*, shape.]

filix (fí'lix), pl., *filices*. A fern. **extractum filicis ethereum liquidum**. See *oleoresina aspidii*, under *Aspidium*. **F. mas**. See *Aspidium f. mas* [Br. Ph.]. [Lat.]

fil'let. 1. A bandage in the form of a loop. In obstetrics, a noose made of several thicknesses of sterile gauze bandage which is passed over the anterior thigh of the fetus in breech presentations for the purpose of making traction. 2. See *lemniscus*. **f. of the corpus callosum**. The fibers forming the white substance of the gyrus fornicatus. **lateral f.** See *lateral lemniscus*. **lemniscus f.** See *lemniscus*. **mesal f.** See *median internal lemniscus*. [Lat., *filum*, thread.]

fil'ing. The material used to close a tooth cavity permanently, such as gold, amalgam, or cement.

filmaron (fil-mar'on). $C_{47}H_{54}O_{10}$, one of the active anthelmintic constituents obtained from the ethereal extract of aspidium. **f. oil**. A preparation consisting of castor oil containing 10 per cent. of filmaron; used to expel tapeworm.

filmogen (fil'mo-jen). A solution of pyroxylon in acetone; used like collodion.

filovariocosis (fí'lo-var-ik-o'sis). Thickening or dilatation of the axis cylinder of nerves. [Lat., *filum*, thread, + *varix*, a dilated vein.]

fil'ter. An apparatus containing some porous substance (unsized paper, sand, charcoal, etc.) through which a liquid is passed, in order to separate the substances held in suspension, which can not pass through the interspaces of the f., from the dissolved substances which pass through with the liquid. **asbestos f.** 1. Of C. Bovet, a f. consisting of equal parts of powdered asbestos and glass wool. 2. Of K. Trobach, a f. having in the neck or top a perforated cone lined with asbestos. **Berkefeld f.** See under *Berkefeld*. **compressed charcoal f.** A cake of compressed charcoal filling the bottom of a suitable vessel; used to deodorize and clarify. **f. bed**. A f. on a large scale for purifying a water supply, consisting of a bed of sand or porous masonry, either constructed in the bank or bed of a river or in connection with artificial reservoirs. **folded f.** A f. composed of folded paper. It is preferable to the ordinary f. for filtering large masses of liquid, because it has a larger filtering surface, and the liquid must pass through one thickness only. **Pasteur-Chamberland f.** See under *Pasteur-Chamberland*. **porous stone f.** A piece of sandstone, about $\frac{3}{4}$ inch thick, fitted as the bottom of a cylinder. **Purkall f.** See under *Purkall*. **silicated carbon f.** A f. composed of 75 per cent. of charcoal, 22 per cent. of silica, and a little iron oxid and alumina; these materials are compressed in suitable shapes, dried and heated. [Lat., *filtrum*.]

fil'trate (fil'trát). In filtration, that portion of the fluid which passes through the fil-

ter, opposed to the precipitate, which is left behind.

filtration. The process of passing fluids through porous media (filters), to separate the insoluble suspended contents from the substances held in solution. F. implies an excess of pressure on the side of the filter.

fibria (fim'bre-ah). A border, a fringe. **f. cornu Ammonis**, **f. fornicis**. See *corpus fibriatum*. **f. medullaris hippocampi**. See *corpus fibriatum*. **fibriae of the oviduct**. Syn.: *morsus diaboli*. A number of ragged fringelike processes which surround the distal opening of the oviduct. **f. ovarica**. That one of the fibriae of the oviduct which extends along the infundibulo-ovarian ligament to the ovary. **fibriae synovales**. See *synovial fringes*, under *fringe*. **fibriae tubarum**. See *fibriae of the oviduct*. [Lat., *fibria*, fringe.]

fibriate (fim'bre-ät). A term used in descriptive bacteriology meaning fringed, bordered by slender processes larger than hairs. [Lat., *fibriatus*.]

find'er. In microscopy, any device enabling one to find easily some object or part in a microscopical preparation.

fin'ger. Any one of the prehensile members, forming the termination of the hand. **annular f.** See *ring f.* **clubbed f.** A knoblike deformity of the ends of the f's, attended with curvature of the nails and associated usually with pulmonary phthisis or cardiac disease. **contracted f's.** See *Dupuytren's contracture*. **dead f's.** See *symmetrical gangrene*, under *gangrene*. **drop f.** Flexion of the terminal phalanx of a finger due to rupture of the extensor tendon or to paralysis of the extensor muscle. **ear f.** See *little f.* **fifth f.** See *little f.* **f. stall.** A cap or cot to protect an injured f. **first f.** The index f. **fourth f.** The ring f. **hippocratic f.** See *clubbed f.* **index f.** The f. nearest the thumb, so called from its use in pointing [B. N. A., *index*]. **little f.** The fifth f. in five-fingered animals; the f. on the extreme ulnar side of the hand [B. N. A., *digitus minimus*]. **middle f.** The f. on the ulnar side of the index f. [B. N. A., *digitus medius*]. **ring f.** The f. on the ulnar side of the middle f. [B. N. A., *digitus annularis*.] **second f.** The middle f. **trigger f.** **unbending f.** Syn.: *jerk f.*, *snap f.*, *spring f.* A condition characterized by occasional obstruction to the flexion or extension of the f., followed by a sudden, jerky completion of the movement. [B. N. A., *digitus manus*.] [Old Eng., *finger*.]

Finkler-Prior spirillum. See under *Spirillum*.

Finney's operation. A form of posterior gastroduodenostomy in which a large opening is formed between the stomach and the duodenum, thus insuring drainage. [John Miller Turpin Finney, Baltimore surgeon, living.]

fish-skin disease. Another name for ichthyosis. See *ichthyosis*.

fission (fis'shun). A mode of generation or of cell division in which the organism separates into two or more equal parts, each of which becomes developed to the size and form of the original. **binary f.** F. into two parts. **multiple f.** F. into many parts. [Lat., *fissio*, from *findere*, to cleave.]

fissu'ra. See *fissure*. **f. abdominalis.** A congenital deficiency in the abdominal wall through which the contents of the abdomen protrude. **f. abdominalis completa.** A congenital deficiency in the anterior abdominal wall from the thorax to the pelvis. **f. ani.** See *fissure of the anus*, under *fissure*. **f. antitragohelicina.** A f. in the cartilage of the external ear between the processus helices caudatus and the antitragus. **f. cerebelli longitudinalis.** A broad, shallow groove on the inferior surface of the cerebellum separating the hemispheres. **f. cerebri lateralis anterior.** The anterior or ascending branch of the fissure of Sylvius. **f. cerebri lateralis posterior.** The posterior or horizontal branch of the fissure of Sylvius. **f. dorsi mesalis.** In teratology, a fissure in the middle line of the back. **f. genitalis.** 1. The cleft of the vulva. 2. A fissure of the male genitals, producing when complete a form of hermaphroditism. **f. incisiva facialis.** A fissure sometimes found on the outer surface of the superior maxilla, corresponding to the incisor fissure. **fissuræ interlobulares hepatis.** Fissures which separate the lobes of the liver. **f. iridis.** See *coloboma iridis*, under *coloboma*. **f. laryngea pharyngis.** The pharyngeal opening of the larynx. **f. lateralis.** The fissure of Sylvius. **f. mastoidea squamosa.** A small fissure in the line of junction of the mastoid and squamous portions of the temporal bone. **f. oris.** The mouth in its restricted sense. **f. palatina.** See *cleft palate*. **f. palpebrarum.** The cleft between the eyelids. **f. petrobasilaris.** A fissure, partly filled by connective tissue or ossicles, between the petrous portion of the temporal bone and the occipital and sphenoid bones. **f. petroso-angularis.** A fissure between the apex of the pyramidal part of the petrous portion of the temporal bone and the great wing of the sphenoid bone. **f. pterygoidea**, **f. pterygopalatina.** The space between the lower ends of the pterygoid plates of the ethmoid bone, into which the pterygoid process of the palate bone fits. **f. pudendi.** The cleft of the vulva. **f. spinalis.** See *spina bifida*. **f. sterni**, **f. sterni congenita.** See *congenital fissure of the sternum*, under *fissure*. **f. thoracis.** In teratology, a congenital deficiency in the chest wall. **f. tympanico mastoidea.** A small fissure between the mastoid portion of the temporal bone and the posterior margin of the external auditory meatus, in which are the openings of the canalis mastoideus. **f. urethrae completa.** See *epispadias penis*. **f. urethrae incompleta.** See *epispadias glandis*. **f. urethrae supe-**

rior. See *epispadias*. **f. ventralis.** See *anterior median fissure of the spinal cord*, under *fissure*. **f. ventri lateralis.** In teratology, a fissure on the side of the abdomen. **f. ventri mesalis.** In teratology, a fissure in the median line of the belly. **f. vesicae congenita.** See *congenital fissure of the bladder*, under *fissure*. **f. vesicogenitalis.** Fissure of the bladder and genitals. **f. vulvae.** The cleft of the vulva.

fissure (fish'ur). A cleft or narrow slit, made by the parting or division of a structure or by a narrow infolding of its surface. **anterior median f. of the medulla oblongata.** The continuation of the anterior median f. of the spinal cord upward on the anterior surface of the medulla oblongata, where it terminates at the pons Varolii in the foramen cecum. It is partly interrupted below by the decussating bundles of the pyramids. **anterior median f. of the spinal cord.** A deep longitudinal groove which occupies the median line of the ventral aspect of the spinal cord. **anterolateral f.** A slightly marked depression along the ventrolateral column of the spinal cord, which separates it into the ventral and lateral columns. **auricular f.** An opening on the inferior surface of the petrous portion of the temporal bone, situated between the vaginal and mastoid processes, through which passes the auricular branch of the pneumogastric nerve. **branchial f.** See *visceral clefts*, under *cleft*. **calcarine f.** A f. on the mesal aspect of the cerebrum extending from near the occipital end and joining the occipital f. **callosal f. callosomarginal f.** A f. on the mesal surface of the cerebral hemisphere, dividing the area between the callosum and the margin into nearly equal parts, but turning dorsad opposite the splenium. **central f.** A deep and constant f. which crosses the lateral aspect of the cerebrum at about the middle of its length. **cervical f.** A cleft, or fistula, produced by a failure of union of the respiratory or visceral clefts that appears in the cervical region. **collateral f.** A f. on the mesal aspect of the cerebrum, ventrad of the calcarine f., between the subcalcarine (lingual) and subcollateral (fusiform) gyri; it extends upon the temporal lobe. **congenital f.** A defect of development usually manifested by a solution of continuity, or cleft, in an organ or part of the body. **congenital f. of the bladder.** A bladder divided into two pouches, such as is found in large land turtles. **congenital f. of the cheek.** A single or double cleft of the cheek, that may be short or may extend from the orbit to the commissure of the lips. It depends upon a failure of union between that upper portion of the first visceral arch from which the superior maxilla is developed. Operative interference is usually successful in the second or third year. **congenital f. of the sternum.** A congenital defect of ossification, in which the sternum is com-

pletely or partially divided into halves. **constant f.** Any f. of the adult cerebrum that is always present in a given species or group. **dentate f.** See *hippocampal f. dorsal f.* In embryology, the posterior median f. of the spinal cord. **fetal ocular f.** A cleft or interruption in the thick wall, surrounding the lens in the embryonic eye and consisting of the two leaves or laminae of the secondary optic vesicle. When it is not closed during development it gives rise to a coloboma. **f. in the enamel.** A solution of continuity in the enamel of a tooth, that is usually filled with the modification of cementum that constitutes Nasmyth's membrane. **f. of Bichat.** See *rima and transverse cerebral f.* **f. of bone.** A forcible separation of the osseous fibers, which may extend through the entire thickness of bone, to the outer table, or only to the compact and areolar tissues, but not completely through them. **f. of Sylvius.** See *sylvian f.* **f. of the anus.** A painful linear ulcer at the margin of the anus. **f. of the bladder.** A faulty development of the bladder, in which the anterior wall is more or less completely lacking and the posterior wall is continuous with the skin of the abdomen. **f. of the calamus scriptorius.** The termination of the mesal f. of the fourth ventricle, at the point corresponding to the apex of the calamus. **f. of the cerebrum.** Any one of the linear depressions of the surface of the cerebrum circumscribing the convolutions more or less completely. **f. of the choroid.** A congenital cleft of the choroid. **f. of the clitoris.** A cleft of the clitoris, resembling f. of the penis. **f. of the cranium.** A cleft that may involve the skin, cranium, and meninges, exposing the brain in a more or less atrophied condition; or involve the cranial bones alone, forming a hernia cerebri when the cleft is large. **f. of the ductus venosus.** The posterior portion of the longitudinal f. of the liver. **f. of the eyelid.** A congenital cleft of the eyelid. **f. of the helix.** A slit in the helix of the external ear, above the insertion of the *atrahens aurem*. **f. of the iris.** A congenital cleft of the iris. See *coloboma iridis*. **f. of the lip.** See *harelip*. **f's of the liver.** Clefts in the tissue of the liver which divide that organ into lobes. **f's of the lungs.** Clefts which divide the lungs into lobes. **f's of the medulla oblongata.** Continuations of the ventral and dorsal mesal f's of the spinal cord, the former ending at the pons Varolii, and the latter terminating in the fourth ventricle. **f. of the penis.** A more or less complete cleft from that of the glans to that of the entire organ. In the latter case it is called double penis. **f. of the prepuce.** A cleft of the prepuce extending from the corona to the preputial meatus. **f. of the rectum.** See *f. of the anus*. **f. of the scrotum.** A cleft of the scrotum that may divide it into two dis-

tinct pouches, or may extend so far into the perineum as to produce the appearance of labia majora and a vagina or hermaphroditism. **f. of the soft palate.** A cleft of the soft palate; it may be partial or complete, and is usually associated with f. of the hard palate. **f's of the spinal cord.** See *anterior median f. of the spinal cord* and *posterior median f. of the spinal cord.* **f. of the spleen.** See *hilum of the spleen*, under *hilum.* **f. of the thorax.** A defective development in which there is a median cleft of the sternum. **f. of the tongue.** 1. A rare cleft of the tongue resembling that of serpents. 2. A f. of the dorsum or side of the tongue reaching into the tissue of that organ; it may be caused by syphilis. **f. of the urethra.** See *epispadias* and *hypospadias.* **f. of the uterus.** A more or less complete cleft of the uterus. **f. of the uvula.** A cleft of the uvula more or less complete; if the latter, the condition is called double uvula. **f. of the vena cava.** A short f. upon the posterior surface of the liver between the spigelian and right lobes, which contains the inferior vena cava. **f. of the vertebrae.** See *spina bifida*, *glaserian f.*, *glenoid f.* A small f. in the outer wall of the tympanic cavity, opening into the glenoid fossa. **great cerebral f.** See *rima* and *transverse cerebral f.* **great horizontal f. of the brain.** See *calcarine f.* **great horizontal f. of the cerebellum.** See *peduncular sulcus.* **great interlobular f.** See *sylvian f.* **great longitudinal f. of the brain.** The deep mesal f. which divides the cerebrum into two hemispheres. **great transverse f. of the brain.** See *transverse cerebral f.* **hippocampal f.** The cerebral f. which extends from the splenium to near the tip of the temporal lobe and is collocated with the hippocampus major in the middle horn of the lateral ventricle. **horizontal f.** See *calcarine f.* **horizontal f. of the cerebellum.** See *peduncular sulcus.* **hyposylvian f.** An inconstant ventral branch of the sylvian f. **incisor f.** A f. separating the intermaxillary portion from the remainder of the superior maxillary bone. **inconstant f.** Of Wilder, a cerebral f. which is not always present in a given species or group, e. g., the subcentral f. **inferior cerebral f.** See *inferior transverse f.* **inferior frontal f.** The subfrontal f. **inferior temporal f.** The subtemporal f. **inferior transverse f.** A f. between the cerebellum and the oblongata through which a fold of the pia enters the fourth ventricle. **inferolateral f.** See *calcarine f.* **intercerebral f.** Of Wilder, the great longitudinal f. of the brain. **interlamellar f.** One of the sulci which separate the lamellae of the cerebellum. **interlobar f.** One of the f's that demarcate the cerebral lobes: they are the central, sylvian, callosal, hippocampal, occipital, and circuminsular f's. **internal parieto-occipital f.** See

occipital f. **internal perpendicular f.** The portion of the occipital f. which is to be found on the mesal surface of the hemisphere. **interpallebral f.** See *pallebral f.* **interpeduncular f.** The depression between the crura cerebri, including the posterior perforated space. **lateral f. of the spinal cord.** See *anterolateral groove*, under *groove.* **longitudinal f. of the brain.** See *great longitudinal f. of the brain.* **longitudinal f. of the liver.** A deep groove upon the lower surface of the liver, separating its right and left lobes. **maxillary f.** A f. on the internal surface of the superior maxilla which runs from the lower part of the orifice of the antrum obliquely downward and forward, and receives the maxillary process of the palate bone. **occipital f.** 1. Of Owen, an ill-defined and inconstant small f. on the dorsocaudal slope of the occipital lobe. 2. Of Pansch, the deep interlobar f. situated between the occipital and parietal lobes of the cerebrum. **olfactory f.** The linear depression on the ventral aspect of the frontal lobe in which rest the olfactory bulb and its crus. **orbital f.** A triradiate or quadrifurcate f. on the orbital surface of the frontal lobe laterad of the olfactory f. **pallebral f.** The opening between the upper and lower lids extending from the internal to the external canthus. **paracentral f.** The f. on the mesal surface of the cerebrum more or less completely circumscribing the paracentral lobule. **parallel f.** A constant f. of the temporal lobe which has a general direction parallel to the sylvian f. It separates the superior from the middle temporosphenoidal convolution. **partial f's.** The cerebral f's that do not involve the entire thickness of the parietes so as to be collocated with entocellic elevations. **peduncular f.** See *peduncular sulcus.* **peritoneal f.** A f. or cleft, of the lateral mesoblastic plates of the embryo, constituting the rudiment of the great visceral cavity of the abdomen. **permanent f's.** The cerebral f's that persist, as distinguished from the *transitory f's.* **perpendicular f.** See *occipital f.* **petrosquamosal f.**, **petrosquamous f.** A narrow f. between the upper surface of the petrous portion of the temporal bone and the internal surface of its squamous portion. **petrotympanic f.** A groove or f. in the tympanic ring for the reception of the long process, or processus foliaris, of the malleus, and for transmitting various soft parts. **portal f.** See *transverse f. of the liver.* **postcalcarine f.** An inconstant, usually vertical f. at the occipital end of the cerebrum, sometimes joined by the calcarine f. and often branched at each end so as to be a zygous f. **postcentral f.** A f. just caudad of the central f., nearly parallel to it, and often united with the parietal f. **posterior cerebral f.** See *occipital f.* **posterior lateral f. of the spinal cord.** See

posterolateral groove, under *groove*. **posterior longitudinal** (or **median**) **f. of the spinal cord**. An apparently deep, narrow sulcus which extends the whole length of the cord, occupying the middle of its dorsal surface. On cross section it is seen to be not a true f., but merely a connective tissue septum prolonged from the pia mater. **posterior median f. of the medulla oblongata**. The prolongation of the posterior longitudinal f. of the spinal cord upward on the posterior surface of the medulla oblongata. **posterior orbital f.** The sphenoidal f. **posterior transverse f. of the brain**. See *inferior transverse f.* **posterolateral f.** See *posterolateral groove*. **posteromedian f. of the spinal cord**. See *posterior median f. of the spinal cord*. **precentral f.** A f. running parallel with the ventral part of the central f. and often joined by the subfrontal f. **precuneal f.** A f. in the precuneus, consisting usually of one part parallel with the cerebral margin and of a second at right angles to it. **preorbital f.** A transverse f. on the ventral surface of the frontal lobe cephalad of the orbital f. **presylvian f.** The anterior limb of the sylvian f. forming the frontal boundary of the operculum. **pterygomaxillary f.** A vertical slit in the zygomatic fossa. **Rolando's f.** See *central f.* **sagittal f.** See *intercerebral f.* **sphenoidal f.** A triangular f. bounded internally by the body of the sphenoid bone, superiorly by its lesser wing, and inferiorly by the orbital surface of its greater wing. It transmits the two divisions of the third, the fourth, sixth, and the three main branches of the ophthalmic division of the fifth cranial nerves, and the ophthalmic vein. **sphenomaxillary f.** A f. between the lateral margin of the superior maxilla and the orbital plate of the sphenoid bone. It transmits the infra-orbital vessels and nerve. **subcentral f.** An inconstant f. at the ventral end of the postcentral f. **subfrontal f.** A f. between the middle and inferior frontal convolutions. **suborbital f.** A f. in the floor of the orbit in the superior maxillary bone, forming the upper or posterior end of the infra-orbital canal. **subseptal f.** A f. in the cuneus, between the calcarine and collateral f's. **superfrontal f.** The f. on the lateral aspect of the frontal lobe not far from the dorsal margin, parallel therewith, and demarcating the second frontal convolution. **superior collateral f.** In the lower vertebrates, the groove in the spinal cord at the emergence of the dorsal nerve roots corresponding to the posterolateral groove in man. **superior frontal f.** See *superfrontal f.* **superior longitudinal f.** See *intercerebral f.* **superior temporosphenoidal f.** See *superfrontal f.* **superior transverse f.** See *transverse f. of the brain*. **superoccipital f.** An irregular f. in the upper part of the occipital surface of the posterior lobe of the cerebrum. **superseptal f.**

A f. situated in the cuneus, nearly parallel with the occipital f. **supertemporal f.** The constant f. caudad of and parallel with the sylvian f. **sylvian f.** A deep f. of the brain separating the anterior and middle lobes. The f. of Sylvius. **transitory f's.** The cerebral depressions during the earlier months of fetal life which represent corrugations of the entire thickness of the thin parietes, and are supposed to disappear at the sixth or seventh month. **transverse cerebral f., transverse f. of the brain.** The transverse cleft separating the anterior from the posterior and middle portions of the brain, and transmitting the folds of pia which are prolonged into the lateral ventricles and form the choroid plexuses. **transverse f. of the cerebellum.** See *peduncular sulcus*. **transverse f. of the cerebrum.** See *transverse cerebral f.* **transverse f. of the liver.** A f. about two inches in length, which passes transversely across the lower surface of the right lobe of the liver, joining the longitudinal f. at nearly a right angle. In it are found the portal vein, hepatic artery and nerves, and hepatic duct. **umbilical f. of the liver.** The anterior portion of the longitudinal f. of the liver. It is situated between the left lobe and the lobus quadratus, and contains the umbilical vein in the fetus (the round ligament in the adult). **uncinate f.** See *collateral f.* **ventral median f. of the spinal cord.** See *anterior median f. of the spinal cord*. **vertical frontal f.** See *central f.* [Lat., *fissura*, from *findere*, to cleave.] **fistula** (fis'tu-lah). Pl. *fistulae*. A tube-like, narrow passage, formed by disease or injury, between two organs, between an organ and a free surface of the body, or between an abscess and an organ or a free surface. See *sinus*. **abdominal f.** A passage leading from the skin of the abdomen to one of the hollow viscera of the abdomen. **anal f.** See *f. in ano*. **auricular f.** A f. giving passage to the auricular branch of the vagus. **biliary f.** A f. involving the biliary passages. **blind f.** See *incomplete f.* **branchial f.** An unclosed branchial cleft. **bronchial f.** A fistulous opening into a bronchus, especially a fistulous communication between the bronchus and the skin. **cervico-vaginal f.** A f. leading from the vagina into the canal of the cervix uteri. **cicatricial f.** A f. lined with a cicatricial membrane. **coccygeal f.** A f. over the coccyx due to faulty coalescence of the skin covering the back. **complete f.** A f. by which one internal cavity communicates with another or with the external surface. **congenital cervical f.** A branchial f. opening on the neck. **congenital f. of the ear.** A rare form of malformation or arrested development in the ear, consisting of a small fistulous opening close in front of the tragus, which may extend as far as the tympanic cavity. **congenital lumbosacral f.** See *foveola coccygea*. **corneal f.** A small opening through the cornea, usually

the result of a perforating ulcer, that establishes a communication with the anterior chamber. **Eck's f.** See under *Eck*. **entero-umbilical f.** A fistulous communication between the umbilicus and the intestine. **enterovaginal f.** A fistulous communication between the intestine and the vagina. **enterovesical f.** A f. leading from the vagina to the intestine. **esophageal f.** A f. of the esophagus. **external blind f.** See *external incomplete f.* **external complete f.** A f. opening on the external surface of the body. **external incomplete f.** An incomplete opening on the cutaneous surface. **fecal f.** A fistulous communication between the intestinal canal and the outer surface of the body, a hollow organ, or an abscess cavity. **f. antri Highmori.** A fistulous communication between the antrum of Highmore and the mouth, following an operation on the maxillary sinus or in consequence of a diseased tooth. **f. in ano.** A fistulous tract by the side of the rectum. Those cases in which there is an opening of the f. by one or more mouths in the skin only, are called *blind external fistulae*; those in which there is an opening into the cavity of the intestine but none in the skin are called *blind internal fistulae*; those which have an opening both through the skin and into the intestine are called complete fistulae. **gastric f.** A f. of the stomach that opens on the skin of the abdomen. **gastro-intestinal f.** A f. leading from the stomach into an intestine. **gastropulmonary f.** A f. leading from the stomach into the lung. **gastrovaginal f.** A fistulous communication between the vagina, a large abdominal abscess, and the stomach. **genito-urinary f.** See *urogenital f.* **horseshoe f.** An anal f. that has a cutaneous opening on one side of the median line, while the mucous opening is on the opposite side, the passage surrounding the anus. **incomplete f.** Syn.: *blind f.* A f. having only one opening. **internal f.** A f. having no cutaneous opening. **internal blind f.** An incomplete f. opening on an internal surface. **intestinal f.** A f. opening into the intestine. **intestino-uterine f.** A f. leading from the uterus into the intestine. **intestino-vaginal f.** A f. leading from the vagina into the intestine. **intestines vesical f.** A f. leading from the uterine bladder into the intestine. **lacrimal f.** A f. of the lacrimal passage. **laryngeal f.** A f. of the larynx. **lymphatic f.** A f. leading into a lymphatic vessel. **mammary f.** See *milk f.* **mandibular f.** A f. due to non-closure of the mandibular fissure of the embryo. See *macrostoma*. **mastoid f.** A fistulous communication between the skin covering the mastoid process and the cells of the mastoid, which is the result of suppuration and caries of the bone. **milk f.** A f. communicating with a milk duct. **mucocutaneous f.** A f. leading from a mucous to a cutaneous surface. **nepbro-abdominal f.** A f.

of the abdominal wall communicating with the kidney. **non-urinary urethral f.** A recto-urethral f. or a urethrocutaneous f. through which urine does not escape. **omphalo-enteric f.** A f. leading from the navel to the interior of the intestine. **pancreatic f.** A f. of the pancreatic duct. **penile f.** A urethral f. opening on the penis. **perineal f.** A f. leading from the skin of the perineum into the rectum, the anal canal, the vagina, the urethra, or the bladder. **perineovaginal f.** A f. leading from the vagina to the outer surface of the perineum. **peritoneovaginal f.** A fistulous communication between the vagina and the peritoneum. **pharyngeal f.** A f. (usually branchial) leading into the pharynx. **pleurocutaneous f.** A f. leading from the pleural cavity to the external surface. **pulmonary f.** Adhesion of the pulmonary and costal pleura, with fistulous communication between the surface of the chest and the lung. **purulent f.** A f. that discharges pus only. **rectal f.** A f. of the rectum. **recto-labial f.** A f. leading from the rectum to the surface of a labium pudendi. **recto-urethral f.** A f. leading from the rectum into the urethra. **rectovaginal f.** A f. leading from the rectum into the vagina. **rectovesical f.** A f. leading from the rectum into the urinary bladder. **rectovesicovaginal f.** A double f. giving rise to communication between the rectum, the vagina, and the urinary bladder. **rectovestibular f.** A f. leading from the rectum to the vestibule of the vulva. **rectovulvar f.** A rectal f. opening at the vulva. **renal f.** A f. communicating with the pelvis of the kidney. **sacral f.** A congenital f. or fissure occurring in the lumbosacral region. **salivary f.** A f. of a salivary duct. **scrotal f.** A urethral f. opening on the scrotum. **spermatic f.** A sinus resulting from chronic orchitis and discharging semen with the pus. **stercoraceous f.** See *fecal f.* **synovial f.** A f. communicating with a joint. **Thiry's f.** See under *Thiry*. **thoracic f.** A fistulous communication between the cavity and the parietes of the thorax, often spontaneously formed in neglected cases of empyema or remaining after operative measures for relief of that disease. **thyrohyoid f.** A f. extending from the hyoid bone to the skin over the thyroid cartilage. **tracheal f.** A f. between the trachea and the skin. **tracheo-esophageal f.** A fistulous communication between the trachea and the esophagus. **umbilical f.** A fistulous communication having the external opening at the umbilicus; it may be congenital from a patent urachus, or inflammatory from adhesion and suppuration of the abdominal viscera in the retro-umbilical region. **urachal f.** A f. at the umbilicus communicating with an open urachus. The term *incomplete urachal f.* has been applied to a distended state of the umbilicus due to accumulation of urine in the

- urachus, there being no external opening. **ureteral f.** A f. of the ureter. **ureterorectal f.** A fistulous communication between the ureter and the rectum. **uretero-uterine f.** A f. leading from the ureter into the uterus. **uretero-vaginal f.** A fistulous communication between the ureter and the vagina. **urethral f.** An opening between the lumen of the urethra and some surrounding organ or the surface. **urethrocutaneous f. of the penis, urethro-penile f.** A f. leading from the urethra to the skin of the penis. **urethroperineal f.** A f. leading from the urethra to the outer surface of the perineum. **urethrorectal f.** See *recto-urethral f.* **urethroscrotal f.** See *scrotal f.* **urethrovaginal f.** A f. leading from the urethra into the vagina. **urinary f.** A f. of the urinary tract. Some writers apply the term only to those fistulae that actually give passage to urine. See *non-urinary urethral f.* **urogenital f.** A f. leading from the urinary to the genital tract. **uterine f.** A f. of the uterus. **vaginal f.** A f. of the vagina. **vagino-intestinal f.** A f. leading from the vagina into the intestine. **Vella's f.** See under *Vella*. **vesical f.** A f. of the urinary bladder. **vesico-abdominal f.** A f. leading from the exterior of the abdomen into the urinary bladder. **vesico-cervical f., vesicocervico-uterine f.** A f. leading from the urinary bladder into the canal of the cervix uteri. **vesicorectal f.** A fistulous communication between the urinary bladder and the rectum. **vesico-urethrovaginal f.** A f. establishing a communication between the urinary bladder, the urethra, and the vagina. **vesico-uterine f.** A f. leading from the urinary bladder into the uterus. **vesico-uterovaginal f.** A f. involving the urinary bladder, the uterus, and the vagina. **vesicovaginal f.** A f. leading from the urinary bladder into the vagina. **vulvar f.** A f. opening at the vulva. **vulvorectal f.** See *rectovulvar f.* [Lat., *fistula*, a pipe, a tube.]
- fit.** A popular designation for various types of convulsive seizures (coughing).
- fix'ateur, fix'ator.** See *amboceptor*.
- fixation** (fik-sa'shun). 1. The action of fixing. 2. The factor or condition of being fixed. 3. The action of depriving of volatility or fluidity. 4. In psycho-analysis the maintaining of the libido at an infantile level of development. [Lat., *fixatio*, from *figere*, to fasten.]
- fixative** (fix'a-tiv). Fixing; in microscopy and histology, serving to fix tissues in the structural condition and form found in life (said of reagents), or to fasten microscopic sections or preparations to a slide or cover glass so that they will not be disturbed either wholly or in part during washing, staining, mounting, etc.; as a n., a substance serving such purposes.
- fixed.** Fastened, motionless, immovable. [Lat., *fixus*, from *figere*, to fasten.]
- flaccid** (flak'sid). Limp, loose, lax, hypotonic.
- flag'ellated bod'y.** The threadlike body, cast off from the male element of the malarial parasite, which fertilizes the female element.
- flagellation** (flaj-el-la'shun). The action of scourging. A flogging, a whipping. A process formerly used to stimulate nutrition. [Lat., *flagellare*, to scourge.]
- flagellum** (flaj-el'lum). Pl. *flagella*. A whip-like protoplasmic process attached to cells or to bacteria or other motile fungi and serving as an organ of locomotion; especially a long vibratile filament which serves as an organ of locomotion. [Lat., *flagellum*, scourge.]
- flail-elbow.** See under *elbow*.
- flail-joint.** A joint in which there is no anteroposterior lateral stability, as sometimes occurs after following resection.
- flank.** The fleshy or muscular part of the side of an animal or a man, between the lower end of the ribs and the hip. [Fr., *flanc*, side, flank.]
- flap.** A portion of tissue, as skin, muscle, or fascia, separated from the underlying part, but remaining attached at the base. **f. splitting.** Splitting, with a knife, the margin of a fistula all round, so as to form flaps that may be brought together and united. [Dutch, *flappen*, to strike, to clap.]
- flask.** A small bottle, especially one that is larger about the middle than at the bottom. **culture f's.** Sterilized f's used in bacteriological research for the reception of culture liquids, etc. **Pasteur's f.** See under *Pasteur*. **sterilized f.** A glass f., used in bacteriological research, which is rendered free from bacteria by heating at 145° C. for one hour.
- flat-foot.** Syn.: *splay-foot*. A spurious valgus in which there is a depression of the inner half of the plantar arch without turning out of the foot.
- flatness** (flat'nes). A sound quality obtained by percussion over solid organs, as over the liver, over an ascitic abdomen, or fluid in the thoracic cavity.
- flatulence** (flat'u-lens). The state of being flatulent. [Lat., *flatulentia*.]
- flat'ulent.** 1. Affected with or subject to accumulation of gas in the alimentary canal. 2. Tending to cause such a condition (said of food). [Lat., *flatus*.]
- fla'tus.** Gas within the body, especially in the alimentary canal. **f. vaginalis.** Gas in the vagina. [Lat., *flare*, to blow.]
- fla'vo-.** Combining form of Lat., *flavus*, yellow; used in a few scientific terms to signify of a golden tint.
- flax'seed.** The seed of *Linum usitatissimum*; linseed. **f. meal.** See *lini farina*, under *linum*. **f. oil.** See *oleum lini*, under *linum*. **f. poultice.** See *cata-plasma lini*, under *linum*.
- flea** (fle). The order *Siphonaptera* of the class *Insecta*, being insects without wings and jointed, grooved, antennae. It is thought that they may transmit *Trypanosoma Lewisi* and the cysticerci of certain tapeworms to animals and they with certainty convey the bacillus of

plague to human beings. The most important species are: the *Dermatophilus penetrans* or chigger, the *Pulex irritans* or man flea, and the *Pulex cheopis* or rat flea. The two latter species transmit bubonic plague from the infected rat to human beings.

fleabane (fĕ'bān). See *Erigeron*.

flea bite. See *Pulex irritans*.

fleam (flēm). 1. A spring lancet used for venesection. 2. Of the veterinarians, a phlebotome shaped like a gum lancet. [Old Fr., *fieme*.]

Fleitmann's test. The same as Marsh's t., with zinc and caustic soda or potash solution substituted for zinc and sulphuric acid. [*Th. Fleitmann*, Ger. chemist, nineteenth century.]

Fleming's tincture of aconite. An alcoholic tincture of aconite of which 150 c.c. represents 100 gms. of the aconite root.

flesh. Of the animal organism, the bulky soft parts, especially the muscular tissue.

goose f. See *cutis anserina*, under *cutis*.

proud f. A popular term for exuberant granulations in a wound or ulcer. [Old Eng., *flæsc*.]

fletcherism (fletch'er-izm). The fad of taking small amounts of food with excessive mastication of the same. [*Horace Fletcher*, American, living.]

flexibilitas cerea (fleks-i-bil'it-as ce're-ah). A type of muscular reaction to psychical causes in which the limbs of an individual behave as though made of some plastic substances. [Lat., waxy *flexibility*.]

flexion (flek'shun). A bending; also the state of being bent; the opposite of extension. **dorsal f.** The bending backward of the hand at the wrist joint so as to form an angle between the dorsal surfaces of the hand and forearm. **f. of the fetal head**. A forward inclination of the head by which it is approximated to the sternum. **forced f.**, **forcible f.** Extreme f. of a limb at a joint for the purpose of checking the flow of blood through its arteries (to restrain hemorrhage or to promote coagulation in an aneurism), to stretch a nerve on the extensor aspect, or to break up false ankylosis. [Lat., *flexio*, from *flectere*, to bend.]

flex'or. A muscle that by its contraction produces flexion. See *table of muscles*, under *muscle*. [Lat., *flectere*, to bend.]

flexuose (fleks'u-os). A term used in descriptive bacteriology meaning wavy, winding.

flexura (fleks-u'rah). See *flexure*. **f. duodeni prima**. The curve described at the junction of the ascending and descending portions of the duodenum. **f. duodeni secunda**. The curve described at the junction of the descending and transverse portions of the duodenum. **f. duodeni tertia**, **f. duodenojejunalis**. The curve described at the junction of the duodenum and the jejunum.

flexure (fleks'ūr). A bending, a curve. **anterior f. of the corpus callosum**. See *genu of the corpus callosum*. **basiscranial f.** The forward f. of the em-

bryo at the base of the skull. **caudal f.** The forward f. of the embryo at the caudal portion. **cephalic f's**, **cranial f's**, **encephalic f's**. Certain f's of the cranial portion of the embryo which take place at an early period of development, the earliest and most important of which is the one that occurs at the anterior extremity of the notochord. **hepatic f. of the colon**. An abrupt bend in the ascending colon, situated at the under surface of the liver, on the right of the gall-bladder, where it passes inward and to the left, to become the transverse colon. **posterior f. of the corpus callosum**. See *splenium*. **principal cephalic f.** A decided angular flexion of the cranial cavity of the embryo in a ventral, or downward, direction in the region of the midbrain and sella turcica. **sigmoid f. of the colon**. An S-shaped f. of the colon. It begins at the termination of the descending colon, at the margin of the crest of the ilium, and ends at the beginning of the rectum, opposite the left sacro-iliac synchondrosis. This portion of the colon retains its mesentery, and is completely invested with peritoneum.

splenic f. of the descending colon. An abrupt bend connecting the transverse with the descending colon, and situated beneath the lower end of the spleen. [Lat., *flectere*, to bend.]

Flindt's spots. Minute white or bluish-white spots almost invariably to be found on the mucous membrane of the mouth before the occurrence of the rash of measles.

flint disease. A form of chronic pulmonary disease prevalent among quarrymen; ascribed to the habitual inhalation of flinty dust.

Flint's murmur. A rumbling m., limited in area, presystolic, heard at the apex of the heart in some cases of aortic insufficiency; supposed to be caused by extreme dilatation of the ventricles in which the mitral segments remain in the blood current because during diastole they cannot be forced back against the wall. [*Austin Flint*, Amer. physician, 1812-1886.]

floccular (flok'u-lar). 1. See *flocculent*. 2. Pertaining to the flocculus of the cerebellum.

flocculent (flok'ku-lent). Consisting of, or containing, flocculi; flaky. In descriptive bacteriology, used to denote light, feathery particles. [Lat., *floccus*, a flock of wool.]

flocculus (flok'ku-lus). A little tuft of woollike filaments. **flocculi retinae**. The ciliary process of the retina. [Lat., dim. of *floccus*, a tuft of wool.]

flō'ra. Lit., the goddess of flowers (from *flos*, a flower); the botany of a given geographical division. **f. medica**. A f. restricted to medicinal plants.

flor'id. Of a disease, in the stage of full development. [Lat., *floridus*, from *flos*, a flower.]

flow. The action or fact of flowing; said of all liquids. **menstrual f.** The

monthly discharge from the uterus. [Old Eng., *flowan*, to flow.]

flowers. An old term for fine powder obtained by sublimation and still used for f. of sulphur, and occasionally in other cases, as f. of arsenic. **f. of arsenic.** An old name for arsenic trioxide, which is still used occasionally. **f. of sulphur.** Sublimed sulphur.

fluc'tuate. 1. To move in waves. 2. To vary between certain limits. 3. To communicate to an examiner the sensation of fluctuation. [Lat., *fluctuare*, from *fluctus*, a wave.]

fluctuation (fluk-tu-a'shun). A wavelike movement, communicated to pent-up liquid by tapping upon some point of the parts overlying it, felt in the form of an impulse by the fingers held against another point. [Lat., *fluctuatio*, from *fluctuare*, to move in the manner of waves.]

flu'id. Having the property of fluidity; as a n., a body whose molecules move easily among themselves, and change their relative positions so that the mass immediately takes the form of a vessel containing it. **allantoic f.** See under *allantoic*. **amniotic f.** See *liquor amnii*, under *amnion*. **aqueous f.** See *aqueous humor*, under *humor*. **ascitic f., examination of;** see in *appendix*, page —. **battery f.** See *liquor electropolicus* [N. F.]. **Burnett's disinfecting f.** See under *Burnett*. **celian f.** The cerebrospinal f. in the central canal of the spinal cord and the ventricles of the brain. **celomic f.** The f. or lymph in the celomic or pleuroperitoneal space. **cerebrospinal f.** The liquid in the subarachnoid space and in the celes or ventricles and central canal of the central nervous space. **Coley's f.** See under *Coley*. **colostric f.** See *colostrum*. **Condy's f.** See under *Condy*. **electric f.** See *electricity*. **galvanic f.** See under *electricity*. **intestinal f.** See *intestinal juice*, under *juice*. **labyrinthine f.** See *perilymph*. **lacteal f.** Any white fluid of the body, e. g., the milk or the secretion of the prostate gland. **magnetic f.** A supposititious imponderable f. by whose agency the phenomena of magnetism manifest themselves. **Müller's f.** See under *Müller*. **nervous f.** The hypothetical fluid which circulates throughout the nervous system, and is concerned in motion and sensation. **parenchymatous f.** See *tissue lymph*, under *lymph*. **Pasteur's f.** See under *Pasteur*. **periaxial f.** Of Klebs, the f. immediately surrounding the axis cylinder of nerve fibers. **seminal f., spermatic f.** See *semen*. **subarachnoid f.** See *cerebrospinal f.* [Lat., *fluidum*, from *fluere*, to flow.]

fluidextract, fluidum extractum. Of the U. S. Ph., fluid extracts are made of such strength that a cubic centimeter of the preparation represents the activity of 1 gram of the drug.

fluidifiant (flu-id-i-f'e-ant). 1. Causing liquefaction. 2. Producing an eschar

which is soft and moist (said of alkaline caustics, in contradistinction to acids, which are said to be coagulant).

fluidification (flu'id-if-i-ka'shun). The reduction of a substance to a state of fluidity. [Lat., *fluidus*, flowing, + *facere*, to make.]

fluidity (flu-id'it-e). A fluid condition.

fluiduncia (flu-id-un'se-ah). A fluid ounce.

flake. See *Distoma*. **f. worm, liver-worm.** See *Distoma hepaticum*.

flu'or al'bus. Leukorrhœa.

fluoratum (flu-o-ra'tum). See *fluorid*.

fluoratus (flu-o-ra'tus). Combined with or containing fluorin.

fluorescein, fluorescin (flu-or-es'e-in, flu-or-es'in). Dioxylfluoran, $C_{20}H_{14}O_6$, commonly, but inexactly, called resorcinolphthalein. Its sodium salt does not stain normal cornea, but it reveals ulcers or foreign bodies.

fluorescence (flu-or-es'ens). The property possessed by some transparent bodies of giving surface reflections of light differing in color from that of their own mass.

fluorescent (flu-or-es'ent). Having the property of fluorescence.

fluorid (flu'or-id). A compound of fluorin with an element or a radicle. A salt of hydrofluoric acid.

fluorin (flu'or-ën). A non-metallic elementary gas of a pungent odor and a greenish yellow color. It is the most active of all chemical elements. Atomic weight 19. Chemical symbol F. It occurs in nature in composition in the form of fluor spar and other minerals, and is found in the body in minute quantities in the bones, blood, brain, and the enamel of the teeth. [Lat., *fluorinum*.]

fluoroform (flu-or'o-form). A gas, having the formula CHF_3 .

fluorol (flu'or-ol). Sodium fluorid, NaF. A white, crystalline powder with antiseptic properties.

fluoroscope (flu-or'o-sköp). An instrument for making examinations by the aid of Röntgen rays. It is a pyramidal, truncated box, the base of which is formed by a fluorescent screen, i. e., a screen covered with crystals of calcium tungstate; its top has an opening for the eyes, so arranged that the light from the room is excluded. [From *fluorescence*, + Gr., *skopein*, to examine.]

fluosilicate (flu-o-sil'ik-ät). A silicofluorid.

fluosilicic (flu-o-sil-is'ik). Containing both fluorin and silicon in combination. **f. acid.** Hydrofluosilicic acid.

flush. A sudden reddening of the skin due to an increased supply of blood in the vessels of the skin. As a verb, the word means to fill in level with the surface or to inundate. As an adjective, it denotes abundantly full. **hectic f.** The congestion of the capillaries that is seen in protracted disease such as consumption. **hot f's.** Flushes, accompanied with a sensation of heat are common in the neuroses and psychoneuroses.

flux. 1. An old term for a profuse morbid

flow or discharge. 2. An easily fusible substance which, added to an infusible substance or one difficult to melt, renders it easy of fusion. [Lat., *fluxus*.]

fly. This name is properly applied to the members of the 2nd suborder of the order *Diptera*, namely, the *Orthorrhapha* and the *Cyclorrhapha*. They are important as the cause of various diseases from their blood-sucking habits and their property of carrying pathogenic bacteria on their legs or their bodies, or in their intestines. Their larvae also may enter the skin of the alimentary canal, causing irritation and disease. The most important families of f's are: the *Tabanidae*, the *Oestridae*, and the *Muscidae*. **bacilli-carrying f.** One conveying bacilli on the legs, body, or in the intestines. **blow f.** The species *Sarcophaga canaria*, whose larvae in the tropics infest syphilitic ulcers, especially of the nose. **bot f.** This term includes several genera of the family *Oestridae*, of which the larvae become parasitic under the skin, or in the nasal and pharyngeal cavities. The species usually found in man is *Dermatobia cyaniventris*. **eye f.** The genus *Oscinis* and an unknown species that hovers before the eye and is supposed to transmit the infection of the Koch-Weeks bacillus to the eye. **gad f.** See *horse f.* **horse f.** Members of the family *Tabanidae*, being large blood-sucking f's, such as *Tabanus bovis*. They are suspected of transmitting trypanosomes and filariae. **house f.** The *Musca domestica* of the family *Muscidae*. This insect transmits many infectious diseases, such as tuberculosis and typhoid fever, by soiled wings and legs or by fecal deposit on food. **stable f.** The *Stomoxys calcitrans* of the family *Muscidae*, found in houses and stables. It is larger than the house fly, and bites all classes of mammals including man. It is thought to transmit infantile paralysis. **tsetse f.** The *Glossina palpalis*, which transmits trypanosomiasis, causing the African sleeping sickness. **typhoid f.** A name given by Howard to the house fly, owing to its capability for transmitting typhoid fever.

focal. Adj. form of focus.

focus (fo'kus). Pl. *foci*. 1. The point at which rays (especially of light) are collected or converged by a lens or mirror. When used without qualification, the principal f. (*q. v.*) is always meant. 2. A central point, or point of departure; a nucleus; a point at which a process is manifested in great intensity. **acoustic f.** The point of meeting of sound waves reflected from a concave surface. **anterior f.** That point in front of a system of refracting surfaces at which parallel rays impinging upon this system from behind are united; the anterior principal f. of a compound dioptric system. **anterior f. of the eye**. That point in front of the eye at which rays coming from the eye and parallel to the principal axis are united. Light placed at this point sends rays which penetrate the eye

as parallel rays. **calorific f.** The point at which rays of heat (the red and ultrared rays of the spectrum) are collected by a lens or mirror. **conjugate foci**. Two points of such a position that light rays emanating from one are collected by a mirror or lens at the other. Conjugate foci are mutually convertible, i. e., either one may be taken as the point of emanation of the rays or vibrations, and also as the point of collection of the latter. **depth of f.** The distance through which an image formed at the f. of a lens may be shifted without materially impairing the definition of the image. **first f.** See *anterior f.* **f. of a lens, f. of a mirror**. See *principal f.* **f. of the eye**. See *anterior f. of the eye* and *principal f. of the eye*. **imaginary f., negative f.** See *virtual f.* **posterior f.** That point posterior to a system of refracting surfaces at which rays impinging in a parallel direction upon the anterior surface of the system are united. **posterior f. of the eye**. See *principal f. of the eye*. **posterior principal f.** See *posterior f.* **primary f., principal f.** The point at which parallel rays falling on a lens or mirror are collected. The principal f. of a concave lens or of a convex mirror is virtual; of a convex lens or concave mirror, real. According to the laws of conjugate foci, rays emanating from the principal f. are reflected or refracted in parallel directions. **principal f. of the eye, principal posterior f.** That point posterior to the refractive media of the eye at which rays impinging upon the cornea in a direction parallel to the optic axis are united. In emmetropic eyes the principal f. is upon the retina; in myopic eyes, in front of it; in hypermetropic eyes, behind it. **real f.** A point in front of a mirror or behind a lens at which rays made convergent by reflection or refraction meet. **sonorous f.** Point at which vibrations of sound are collected by a mirror or by a lens composed of such material as to refract them. **thermal f.** See *calorific f.* **virtual f.** A point behind a mirror or in front of a lens at which rays made divergent by reflection or refraction would meet if prolonged. [Lat., *focus*, hearth.]

fo'cus. To adjust a lens or a mirror in such a way that the image is most distinctly seen.

fold. A doubling of anything upon itself. **amniotic f.** A folded edge of the double amniotic membrane, where it rises over and finally encloses the embryo. **anterior axillary f.** The f. formed by the pectoralis major in front of the axilla [B. N. A., *plica axillaris anterior*.] **aryteno-epiglottic f., aryteno-epiglottidean f.** Two f's of mucous membrane extending from the tops of the arytenoid cartilages to the lateral margins of the epiglottis. **basirrhinal f.** See *basirrhinal gyrus*. **callosa f.** See *callosal gyrus*. **caudal f.** That f. of the blastoderm which encloses the caudal

and primitive cloacal parts of the alimentary canal in the embryo. **cephalic f.** A f. of all the layers of the blastoderm, including also a part of the alimentary canal and the rudimentary heart. **cerebral f's.** The convolutions of the cerebrum. **choroidal f.** See *rima* and *transverse cerebral fissure*, under *fissure*. **ectorbital f.** See *posterior orbital convolution*, under *convolution*. **entorbital f.** See *internal orbital convolution*, under *convolution*. **entorrhinal f.** See *gyrus rectus*, under *gyrus*. **entosylvian f.** See *insula*. **exoccipital f.** The tip of the occipital lobe. **falcial f.** The portion of the callosal gyrus that lies ventrad of the genu of the callosum. **f's of Douglas.** See *recto-uterine f's*. **f's of the amnion.** See *cephalic f.*, *lateral amniotic f.*, and *caudal f.* **f's of the axilla.** The anterior and posterior walls of the axilla. **f's of the broad ligament.** The layers of the broad ligament of the uterus. **f. of the buttock.** The cutaneous f. marking the junction of the buttock with the thigh. **f. of the groin.** The cutaneous f. marking the junction of the thigh with the trunk in front. **f's of the rectum.** See *Houston's valves*, under *Houston*. **frontal f.** See *ascending frontal convolution*, under *convolution*. **genital f's.** The two f'-like structures of the embryo which are converted into the lateral halves of the scrotum or into the labia pudendi majora. **genito-enteric f.** An anomalous f. of the peritoneum extending between the broad ligament and the base of the mesentery of the sigmoid flexure of the colon. **glosso-epiglottic f's.** Three f's in the mucosa of the tongue which extend from the base of the tongue to the epiglottis. **gluteal f.** See *f. of the buttock*. **head f.** See *cephalic f.* **hippocampal f.** See *hippocampal gyrus*, under *gyrus*. **hypoblastic f.** A fold in the hypoblast, especially the dorsally extending f. which comes in contact with the rudiment of the central nervous system and ultimately gives rise to the notochord. **intestinal f.** See *splanchnopleure*. **lateral amniotic f's.** The f's of somatopleure rising on the sides of the embryo, and, with the cephalic and caudal amniotic f's, finally forming the complete amniotic sac. **marginal f.** See *marginal convolution*. **medial f.** See *postcentral gyrus*. **medilateral f.** The parietal portion of the paroccipital gyrus. **medullary f's.** See *medullary ridges*, under *ridge*. **posterior amniotic f.** The f. of the somatopleure rising at the caudal end of the embryo and with the lateral and cephalic amniotic f's finally completely enclosing the embryo in the amniotic sac. **posterior axillary f.** The f. formed behind the axilla by the tendons of the latissimus dorsi and teres major muscles [B. N. A., *plica axillaris posterior*]. **primary f.** A cerebral convolution formed by primary fissures. **recto-uterine f's.** Syn.: *f's of Douglas*, *uterosacral ligaments*. Two folds of peri-

toneum, one on each side, containing muscular tissue derived from the uterus, passing from the upper part of the cervix uteri to the neighborhood of the second sacral vertebra, and inclosing the rectum between them. **rectovaginal f.** See *recto-uterine pouch*, under *pouch*. **rectovesical f.** A f. formed by the peritoneum as it passes from the anterior wall of the rectum to the posterior wall of the bladder. **umbilical f. of the blastoderm.** The umbilical constriction; a folding in of the blastoderm along the sides of the axile embryo, continuous with the cephalic f. above the caudal below. **vesico-uterine f's.** Two anteroposterior f's, one on each side, containing a few contractile fibers derived from the muscular tissue of the uterus, extending from that organ to the bladder. **vestigial f. of the pericardium.** A small f. of the serous membrane of the pericardium lying in front of the root of the left lung, marking the course of the left duct of Cuvier in the fetus. **visceral f's.** Thick f's in the throat of the embryo separated by the visceral or branchial clefts. [Mid. Eng., *folde*, from *foltan*, to fold.]

folium, folia (fo'le-um, fo'le-ah). Leaf, leaves. [Lat.]

follicle (fol'lik'l). A simple sacciform crypt or gland. **agminate f's**, **agminated f's.** See *Peyer's glands*, under *Peyer*. **dental f's.** 1. The connective tissue, blood, and lymph vessels which surround and give a kind of sac for a developing tooth. 2. An embryonic tooth with all its parts. **f. of de Graaf.** See *graafian vesicle*, under *vesicle*. **f's of Lieberkühn.** See under *Lieberkühn*. **f's of Littré.** See *Littré's glands*, under *Littré*. **f's of Peyer.** See *Peyer's glands*, under *Peyer*. **glandular f's of the urethra.** Clusters of minute openings on the free surface of the mucous surface of the urethra or into the sinuses of Morgagni. **hair f.** A recess or cavity in the skin which contains the root or implanted part of a hair. **lenticular f's.** Isolated or agminate lymphatic f's in the mucous membrane of the stomach, resembling those of the intestine. **Lieberkühn's f's.** See under *Lieberkühn*. **lymphatic f's**, **lymph f's.** See *lymphatic nodes*, under *node*. **malpighian f's.** See *malpighian corpuscles*, under *corpuscle*. **meibomian f's.** See *meibomian glands*, under *gland*. **mucous f's.** Small glands which secrete mucus, situated in mucous membranes. **nabothian f's.** See under *nabothian*. **nail f.** The fold of the matrix which embraces the root of the nail. **ovarian f.** See *graafian vesicle*, under *vesicle*. **palpebral f's.** See *meibomian glands*, under *gland*. **Peyer's f's.** See *Peyer's glands*, under *Peyer*. **sebaceous f's.** See *sebaceous glands*, under *gland*. **secreting f's.** A f. producing a distinct fluid, such as a gastric f., in distinction from one giving rise to some structure, such as the dental or the hair f. **simple f's.** The solitary glands of the sma

- intestine. **solitary f's.** See *solitary lymph nodes*, under *node*. **sudoriparous f's.** See *sudoriparous glands*, under *gland*. **synovial f.** See *bursa mucosa*, under *bursa*. **tooth f's.** See *dental f's.* [Lat., *folliculus*, dim. of *follis*, a bag.]
- folliclis** (fol'ik-lis). An indolent papulonecrotic lesion, occurring especially on the extremities, the hands, feet, forearms, and legs, but the face may also be attacked. For the most part the lesions pursue a more acute course than in acnitis, but they are indolent, inflammatory papules, and the disease as a whole lasts for years.
- folliculitis** (fol-ik-u-li'tis). Inflammation of a follicle or of the follicles of a part. **f. barbae.** See *sycosis*. **f. decalvans.** Inflammation of the hair follicles followed by the formation of punctate scarring and destruction of the follicle, so that in time the process, which is always chronic, produces bald patches. **f. epulcerans.** Another name for folliculitis. **f. of the beard.** See *sycosis*. **f. sebacea.** Acne. [Lat., *folliculus*, a small bag, + *itis*, inflammation.]
- folliculoma** (fol-ik-u-lo'mah). A tumor arising from a follicle, e. g., from the graafian follicle of the ovary.
- Fomentarium** (fo-men-ta're-um). A tribe of the *Lycoperdaceae*, the species of which furnish a kind of amadou. [Lat., *fomentare*, to foment.]
- fomenta'tion.** 1. The application of a liquid, usually warmed, to the surface of the body, either on sponges or on cloths. 2. A liquid designed for application in this way. [Lat., *fomentatio*, from *fomentare*, to foment.]
- fomentum** (fo-ment'um). See *fomentation*. **f. commune, f. discutiens.** Syn.: *liquor discutiens*. A preparation of the old pharmacopeias, containing vinegar, alcohol, camphor, and honey.
- fo'mes**, pl., *fomites*. Any porous substance which absorbs and transmits infectious material. [Lat., *fomes*, tinder.]
- fontanel** (fon-tan-el'). A membranous interspace between the bones of the fetal skull at a point where three or four bones meet. **anterior f.** Syn.: *bregma*. The lozenge-shaped f., situated at the junction of the two parietal with the two frontal bones [B. N. A., *fonticulus frontalis*]. **lateral f's.** Ordinarily the mastoid f's; also the sphenoidal f's. **mastoid f's.** The f. at the point of union of the occipital, temporal, and parietal bones [B. N. A., *fonticulus mastoideus*]. **median f's.** The anterior and posterior f's. **occipital f., posterior f.** Syn.: *small f.* The triangular f. situated at the junction of the occipital with the two parietal bones [B. N. A., *fonticulus occipitalis*]. **sphenoidal f.** The f. at the junction of the parietal, temporal, sphenoid, and frontal bones [B. N. A., *fonticulus sphenoidal*]. [Fr., from Lat., *fons*, fountain.]
- food.** See *aliment*. **accessory f. A.** f. employed in small quantities to supply an element or elements of nutriment wanting in the f. chiefly relied upon. **azotized f.** See *nitrogenous f.* **diabetic f. A f.** destitute of sugar. **dynamogenous f. A f.** which generates power. **f. stuffs.** A name given to the essential constituents found in all foods. It includes water and inorganic salts, proteins, fats, and carbohydrates. **inorganic f.** Any inorganic substance necessary for the composition of the functions of the body. **nitrogenous f. F.** containing nitrogen, such as the proteids. According to Liebig's theory, the function of nitrogenous f. is to build up the tissue, hence it was called plastic f. **non-azotized f., non-nitrogenous f.** Fats and carbohydrates. **organic f.** Any organic substance used for the nutriment of the body. **peptonized f. A f.** in which the proteins are digested or partially digested by pepsin. **plastic f.** See *nitrogenous f.* **respiratory f.** See *non-nitrogenous f.* [Ang.-Sax., *foda*.]
- foot.** That portion of the lower extremity which is situated beyond the ankle. **flat f.** See *flat-foot*, under *separate head*. **Madura f.** A slow and gradual increase in the volume of the f. due to fibrofatty hypertrophy and degeneration of the bones, with a seropurulent discharge. The f. becomes disorganized, and suppuration or gangrene may terminate the life of the patient.
- foot'ling.** In obstetrics, with the feet foremost, as a *f. presentation*.
- foramen** (for-a'men), pl., *foram'ina*. An opening, a perforation. **anterior condylar f., anterior condyloid f. A f.** to the front and to the inner side of each occipital condyle. [B. N. A., *hypoglossal f.*] **anterior ethmoidal f., anterior internal orbital f.** See *anterior ethmoidal canal*, under *canal*. **anterior sacral foramina.** Four foramina on each side of the anterior surface of the sacrum, which transmit the anterior branches of the sacral nerves. **aortic f.** The opening in the diaphragm which transmits the aorta. **carotid f.** The inferior aperture of the carotid canal. **cervical f.** See *vertebro-arterial foramina*. **costotransverse f.** The space between the transverse process of a vertebra and the neck of its corresponding rib. **dental f.** See *inferior dental f.* **ethmoidal foramina.** See *anterior ethmoidal canal* and *posterior ethmoidal canal*, under *canal*. **external carotid f.** The external aperture of the carotid canal. **f. acusticum.** See *internal auditory canal*. **f. anterior canalis cruro-poptel.** An aperture in the upper part of the tibiofibular interosseous membrane which gives passage to the anterior tibial vessels. **f. cecum of the frontal bone.** A small f. situated at the base of the frontal crest of the frontal bone. **f. cecum of the pharynx.** A depression in the mucosa of the posterior wall of the pharynx, in the median line, a little below the level of the orifices of the openings of the eustachian tubes. **f. cecum of the tongue.** A small culdesac about an inch from the base of the dorsum of the tongue, into which a number of small

glands open. **f. lacerum anterius.** See *sphenoidal fissure*, under *fissure*. **f. lacerum inferius.** The sphenomaxillary fissure. **f. lacerum jugulare.** See *f. lacerum posterius*. **f. lacerum medium.** An irregular aperture between the apex of the petrous portion of the temporal bone and the body and great wing of the sphenoid. **f. lacerum orbitale.** The sphenoidal fissure. **f. lacerum posterius.** The space formed by the jugular notches of the occipital and temporal bones. **f. lacerum superius.** See *sphenoidal fissure*, under *fissure*. **f. magnum.** A large oval aperture, centrally placed, in the lower and anterior part of the occipital bone. It transmits the spinal cord and its membranes, the spinal accessory nerves, and the vertebral arteries. **f. of Magendie.** A small opening through the layer of pia mater which forms a portion of the roof of the fourth ventricle. **f. of Monro.** An opening behind the anterior pillars of the fornix, through which the lateral ventricles of the brain communicate with the third ventricle. **foramina of Scarpa.** Bony canals opening into the incisor canal and transmitting the nasopalatine nerves. **f. of Winslow.** An aperture formed by the folds of the peritoneum, and establishing communication between the greater and lesser cavities of the peritoneum. **f. ovale.** An oval opening in the great wing of the sphenoid bone transmitting the third or mandibular division of the fifth cranial nerve. **f. rotundum.** A roundish opening in the great wing of the sphenoid bone, which transmits the second or maxillary division of the fifth cranial nerve. [B. N. A., *epiploic f.*] **f. saphenae.** See *saphenous opening*, under *opening*. **f. scapulare.** The suprascapular notch, when it is converted into a f. by a ligamentous or osseous structure. **f. spinosum.** A small f. piercing the great wing of the sphenoid bone near its posterior angle. It transmits the middle meningeal artery. **foramina Thebesii.** Small depressions in the inner surface of the heart, especially in the right ventricle, some of which are culdesacs, while others are the mouths of the venae minimae cordis. **frontal f.** The supra-orbital notch (*q. v.*) when it is converted into a canal by an overlying process of bone. **fronto-ethmoid f.** The f. cecum in the suture between the frontal and ethmoid bones. **great sacrosciatic f.** The oval space between the lesser sacrosciatic ligament and the innominate bone. It transmits the pyriformis muscle, and the gluteal, sciatic, and pudic vessels and nerves. **incisive f., incisor f.** The oval aperture of the incisor canal. **inferior dental f.** The external aperture of the inferior dental canal. [B. N. A., *inferior alveolar f.*] **infra-orbital f.** The external aperture of the infra-orbital canal. **internal carotid f.** The internal aperture of the carotid canal. **intervertebral foramina.** The aperture formed by the notches opposite to each other in the

laminae of adjacent vertebrae, which transmit the spinal nerves and blood vessels. **jugular f.** See *f. lacerum posterius*. **mastoid f.** A small f. situated behind the mastoid process, which gives passage to a small artery of the dura mater, as well as to a vein which opens into the lateral sinus. **medullary f.** See *nutrient f.* **mental f.** A f. in the inferior maxilla external to the incisor fossa, midway between the upper and lower border of the bone, and under the interval between the two bicuspid teeth. It transmits the mental nerve and vessels. **nutrient f.** Syn.: *nutrient canal*. The canal communicating between the medullary cavity of a bone and its exterior surface, and transmitting the nutrient vessels. **obturator f.** The large ovoid opening in the innominate bone, internal and inferior to the acetabulum. It is closed in by a fibrous membrane, except near its outer and upper edge, where an aperture is left for the passage of the obturator vessels and nerves. **optic f.** The hole at the apex of the orbit, the anterior termination of the optic groove, for the passage, from the cavity of the skull into the orbit, of the optic nerve and ophthalmic artery. **parietal f.** A f. of varying size, and not always constant, near the posterior superior angle of the parietal bone, which contains an emissary vein of the superior longitudinal sinus. **posterior condylar foramina.** Foramina behind the condyles of the occipital bones, giving passage to veins, and opening externally into the occipital fossa. **posterior ethmoidal f.** See *posterior ethmoidal canal*, under *canal*. **posterior palatine foramina.** The external apertures of the palatamaxillary and pterygopalatine canals. **posterior sacral foramina.** Four openings on each side of the posterior surface of the sacrum, which transmit the posterior branches of the sacral nerves. **pterygopalatine f.** The external aperture of the pterygopalatine canal. **small sacrosciatic f.** The space between the greater and lesser sacrosciatic ligaments and the innominate bone, which transmits the internal obturator muscle and the pudic vessels and nerve. **sphenopalatine f.** The space between the sphenoidal and orbital processes of the palate and the sphenoidal spongy bone, which transmits the nasal branch of the internal maxillary artery. **spinal f.** See *vertebral f.* **stylomastoid f.** A f. between the styloid and mastoid processes of the temporal bone, constituting the external aperture of the aqueduct of Fallopius. **suborbital f.** The orifice at the anterior end of the infra-orbital canal, transmitting the infra-orbital artery and nerve. **supra-orbital f.** A notch in the superior orbital margin, at the junction of the middle with the inner third, sometimes converted into a f. by a bony process, or a ligamentous band. It is the orifice of a groove in the upper wall of the orbit, which transmits the supra-orbital artery,

veins, and nerve. **supratrochlear f.** A f. which sometimes perforates the thin plate of bone between the olecranon and the coronoid fossa of the humerus. **thyroid f.** A f. in the ala of the thyroid cartilage, more or less completely covered by perichondrium. **vertebral f.** The space between the body and the arch of a vertebra, which transmits the spinal cord and its appendages. **vertebro-arterial foramina.** The foramina in the transverse processes of the cervical vertebrae which transmit the vertebral artery and vein. [Lat., *forare*, to bore.]

force. 1. Capability of action. 2. Any cause that induces, hinders, or modifies action, movement, growth, etc. 3. Violence. **accelerating f.** A f. which, acting upon a moving body, produces an acceleration of its motion; in particular, a f. of such degree as to produce upon the unit of mass a definite acceleration of velocity in the unit of time. The accelerating f. is measured by the acceleration of velocity thus produced. Any f. which acts continuously (as distinguished from an impulsive f.) is an accelerating f. **active f.** See *kinetic energy*, under *energy*. **adhesive f.** See *adhesion*. **capillary f.** See *capillary attraction*, under *attraction*, and *capillary repulsion*, under *repulsion*. **catalytic f.** See *catalysis*. **centrifugal f.** That f. which impels a body moving in a curve to fly off from the axis of motion in direction tangential to its path. **centripetal f.** That f. which impels a body toward a given central point, especially that f. which keeps a revolving body in its orbit, and resists the action of the centrifugal f. **coercitive f.**, **coercive f.** A f. resident in magnetic bodies, which offers resistance to their magnetization when they are unmagnetized, and to their demagnetization when they are magnetized. **cohesive f.** See *cohesion*. **conservation of f.** See *conservation of energy*, under *energy*. **contractile f.** The f. with which muscle tissue shortens. **dynamic f.** See *kinetic energy*, under *energy*. **elastic f.** See *electricity*. **electromotive f.** The term used to express the potential intensity of an electrical force. **endosmotic f.** The f. of endosmosis. **expansive f.** The f. by which expansion is produced. **formative f.** See *plastic f.* **germ f.** The power of development and reproduction, seated in a germ. **kinetic f.** See *kinetic energy*, under *energy*. **latent f.** See *latent energy*, under *energy*. **living f.** The capacity for work contained in a moving body, measured by one-half the product of its mass by the square of its velocity. **magnetic f.** The f. of magnetism. **mechanical f.** A f. which produces mechanical effects only. The chief mechanical f's are: gravitation, adhesion, cohesion (of which capillary f. and elasticity are special forms) and the centrifugal f. **muscular f.** The f. of muscular contraction. **osmotic f.** The f. of osmosis. **plastic f.** The f. supposed to direct the nutrition of living bodies; the

power of an organism to form its own tissues. **potential f.** See *potential energy*, under *energy*. **psychic f.** A f. by which the mind of one person is thought to influence the mind of another person, or even inanimate objects, without the intervention of bodily functions. **resultant f.** A f. which represents the sum of the action, as regards both intensity and direction, of two or more other f's. **static f.** See *potential energy*, under *energy*. **twisting f.** See *torsion*. [Lat., *fortis*, strong.]

forceps (for'seps). An instrument made of two arms, either hinged at the ends or crossed on the principle of the scissors; used for grasping a part, or for compression or extracting. **f. corporis callosi.** A designation of the fibers which curve backward into the posterior lobes of the brain from the posterior border of the corpus callosum. [Lat., *forceps*, a pair of tongs, from *fores*, the leaves of a door, + *capere*, to seize.]

Forchheimer's sign (for'shi-mur). Presence, in German measles, of a red maculopapular eruption on the soft palate. [Frederick Forchheimer, Cincinnati physician, died 1853.]

forcipressure (for'si-pres-ur). Pressure with a forceps; employed chiefly to control hemorrhage. [Lat., *forceps*, + *pressura*, pressure.]

fore- A prefix from Old Eng., *for*, having the sense of before or in front of.

fore'arm. That portion of the upper limb which extends from the elbow to the wrist [B. N. A., *antibrachium*.]

foreconscious (fôr'kon-shus). In psychoanalysis the state of emergence from the unconscious but not yet into clear consciousness.

fore'gut. The anterior portion of the primitive alimentary canal of the embryo, comprising the rudiments of the pharynx, esophagus, stomach, and duodenum.

fore'milk. See *colostrum*.

forepleasure (fôr'plezh-ür). In psychoanalysis phantasy anticipation of the orgasm or substituted sexual gratification.

forensic (for-en'sik). Pertaining to judicial inquiry. [Lat., *forensis*, from *forum*, a market-place.]

fork. 1. See *bifurcation*. 2. An instrument having two slender, slightly divergent blades. **tuning f.** An instrument, usually of steel, consists of heavy, two-pronged f.; when made to vibrate, emits a musical note of a definite pitch.

-form. A suffix from the Lat., *forma*, form, meaning having the form of.

for'mal. Methylal, methylene dimethylate, $\text{CH}_2(\text{O}.\text{CH}_3)_2$, a colorless liquid; an excellent solvent for organic substances.

formaldehyde (for-mal'de-hid). Syn.: *methylene oxid.* Formic aldehyd, HCHO , a gas of powerful disinfecting properties. Its 40 per cent. aqueous solution is known as formalin. **f. casein.** An antiseptic compound of formaldehyd and casein. **f. tannin albuminate.** A product of action of formic aldehyd on tannin albumin; an intestinal astringent and antiseptic.

for'malin. An antiseptic, which is 40 per

cent. aqueous solution of formic aldehyd. **for'malin gel'atin**. See *glutol*.

form'amid. Amid of formic acid, H.CONH_2 ; a liquid easily soluble in water.

for'man. An oily chlorin compound of methyl ether, used typically in catarrh.

formanilid (for-man'il-id). The compound, $\text{C}_7\text{H}_7\text{NO}$; a local anesthetic.

for'mate. A salt of formic acid.

formatio (for-mah'te-o). A formation. **f. granulosa**. See *membrana granulosa*, under *membrana*. **f. reticularis**. See *reticular formation*, under *formation*. **f. reticularis alba**. A tract of white nerve substance, poor in ganglion cells, situated in the medulla oblongata, between the roots of the hypoglossal nerves. **f. reticularis gangliosa**, **f. reticularis grisea**. A tract of gray matter, situated in the anterior portion of the medulla oblongata, which is rich in multipolar ganglion cells and traversed by numerous capillary vessels. [Lat., *formare*, to form.]

formation. 1. The process by which anything is formed. 2. The thing formed. **cell f.** 1. See *cell genesis*, under *cell*. 2. A tissue or mass composed of cells. **new f.** See *neoplasm*. **reticular f.** The dorsal portion of the medulla oblongata, below the nuclei of the tenth and twelfth cranial nerves, so called from its microscopic appearance, due to the interlacing of numerous transverse and longitudinal white nerve fibers, among which are scattered nerve cells. [Lat., *formatio*, from *formare*, to form.]

formatol (for-mat-ol). A proprietary disinfectant containing formic aldehyd.

formazol (for-maz-ol). A mixture of formic aldehyd solution with iodoform, chloral hydrate, terpene hydrate, and menthol.

for'miate. See *formate*.

Formica (for-mik-ah). The ant, a genus of the *Formicidae*. **spiritus formicarum**. A preparation made by dissolving formic acid in alcohol and water. [Lat., *formica*, ant.]

formication (for-mik-a'shun). A form of paresthesia characterized by a sensation as of insects or worms crawling over the skin. [Lat., *formicatio*, from *formica*, an ant.]

formic (for'mik). 1. Belonging to or derived from ants. 2. Related or pertaining to formic acid. **f. acid**. See under *acid*. **f. aldehyd**. Syn.: *methylene oxid*, *formaldehyd*. H.CHO , a gas of very penetrating odor, soluble in water; prepared by oxidizing methyl alcohol. See *formalin*. [Lat., *formica*, an ant.]

for'min. See *urotropin*.

for'mol. A trade name for a solution of formaldehyd of the U. S. Ph.

formopyrin (for-mo-pi'rin). A compound formed by the action of formic aldehyd on antipyrin.

formose (for'môs). A synthetic sugar which is a mixture of various hexoses, one of which is d+1 fructose.

formula (for'mu-lah). 1. In chemistry, an

expression by symbols of the elementary constitution of the molecule of a substance. It consists essentially of letters, each denoting one atom of one of the elementary substances, with figures appended denoting the number of atoms present. Collections of atoms which constitute a group by themselves (radicle) are often separated by periods or parenthesis from the rest of the f.; and in this case figures prefixed or appended to the parenthesis or placed before an expression contained within periods, are understood to apply to all the symbols embraced by the parenthesis or periods. In all other cases, a figure prefixed to a symbolical expression for a molecule is understood, like a coefficient in an algebraical f., to be a multiplier of all the symbols which follow.

2. An enumeration of the ingredients of a pharmaceutical preparation, with precise directions for making it.

3. In general, a set form for recording observations, etc.

4. A prescription.

chemical f. See *f.* (1st def.).

constitutional f. In chemistry, a rational f. which expresses by chemical symbols the order of arrangement and method of interconnection of the atoms which go to make up a molecule. A complete constitutional f., expressive of the relations of all the atoms in a molecule, is called a *structural f.*

empirical f. A f. which expresses the simplest possible combination of atoms that would represent the percentage composition of the substance.

Fechner's f. See *f. of difference*, *f. of measurement*, and *fundamental f.*

f. of difference. Of Fechner, a f. expressing the difference in magnitude of two sensations, S and S', produced, respectively, by two stimuli, T and T'. The f. is $S - S' = C(\log T - \log T')$, where C is a constant.

f. officialis. See *official f.*

f. of measurement. Of Fechner, a f. expressive of the magnitude of sensation S, produced by a stimulus T, which differs from a second stimulus T_0 by an increment which corresponds to a just observable increase of sensation ΔS , T_0 itself being a stimulus which is just below that adequate to produce any sensation

$$\text{at all. The f. is } S = C \log \frac{T}{T_0} = C (\log T - \log T_0),$$

where C is a constant. This f. is only a special case of the f. of difference.

fundamental f. Of Fechner, a f. expressive of the so-called psychophysical law (*q. v.*). It is $S = C \log T$, where S is the magnitude of sensation produced, C is a constant, and T the magnitude of the stimulus producing the sensation.

glyptic f. See *constitutional f.*

molecular f. In chemistry, an expression which represents the ultimate atomic composition of a molecule (i. e., the kind and number of atoms which it contains) without indicating the way in which these atoms are connected or the manner in which they are arranged. The molecular f. is always some multiple of the empirical f.

official f. A f. (2nd def.)

given in a pharmacopeia or some other official publication. **official f.** A pharmaceutical f. which, although not official, is commonly followed by pharmacists. **Rameau's cardiac f.** See under *Rameau*. **structural f.** *Syn.*: *structural composition*. See *constitutional f.* **vertebral f.** A f. used to indicate the number and position of the vertebra. That of a man would be C. 7; T. 12; L. 5; S. 5; c. 4, denoting, respectively, the cervical, dorsal, lumbar, sacral, and coccygeal (in the lower vertebrae, caudal) vertebra. [*Lat., dim. of forma, form.*]

formulary (form'yū-lā-rē). A book of formulas. **National F.** A f. issued under the direction of the American Pharmaceutical Association. It is recognized officially. Abbreviation for it, N. F.

formyl (for'mil). The univalent radicle, HCO, of formic acid. **f. leucin.** HCO.NH₂CH₂(C₂H₅)COOH, the derivative of leucin. An acid used in the resolution of racemic leucin into its optical antipodes. [*Lat., formylum.*]

for'nix, pl., fornices. An arched body or surface; a concavity or culdesac. **f. ascendens.** The columna fornicis, or ascending root of the f. arising in the corpus albicans and passing dorsocephalad in the wall of the third ventricle. **f. centralis, f. cerebri.** An arched, triangular lamina lying between the corpus callosum and the thalami, being separated from the latter by the velum interpositum. It consists of a body formed by the union of two symmetrical halves, and anterior and posterior crura (see *anterior and posterior pillars of the f.*, under *pillar*). **f. conjunctivae.** The culdesac at the point where the bulbar conjunctiva is reflected upon the lid. **f. cranii.** The vault of the skull. **f. of the vagina.** See *vault of the vagina*, under *vault*. **f. periphericus.** See *gyrus fornicatus*, under *gyrus*. **fornices vasculosi renum.** Arches formed at the bases of the pyramids of Malpighi by the anastomoses of the minute branches of the renal artery. **pillars of the f.** See under *pillar*. [*Lat., fornix, arch, vault.*]

for'toin. Methylene-dicocain. CH₂(C₁₆H₁₉O₂). An antipneumatic and bactericide; used in diarrhea.

fos'sa. A pit or excavation that is widest at its mouth. **acetabular f.** See *f. acetabuli*. **amygdaloid f.** The recess or excavation between the anterior and posterior pillars of the fauces which contains the tonsil. **anconal f.** See *olecranon f.* **anterior f. of the skull.** One of the three fossae on the internal surface of the skull. It supports the frontal lobes of the brain. **anterior iliocecal f.** See *f. iliocecalis anterior*. **axillary f.** See *axilla*. **buccal f.** A f. in the embryo, bounded by the superior and inferior branches of the facial arches and terminating in a culdesac which does not connect with the intestinal canal. **canine f.** A f. on the facial surface of the superior maxilla between the canine and malar processes. **cecal f.** See *f. caecalis*.

cerebellar f. See *inferior occipital f.* **cerebral f.** See *superior occipital f.* **coronal f.** See *anterior f. of the skull*. **coronoid f.** A small f. at the inferior end of the anterior surface of the humerus, which receives the coronoid process of the ulna when the arm is flexed. **costal fossae.** The fossae on the bodies of the vertebrae for articulation with the heads of the ribs. **digastric f.** A deep f. on the inner side of the mastoid process of the temporal bone, from which the digastric muscle arises. **digital f. of the femur.** See *machinatoric f.* **duodenojejunal f.** A pouch of the mesentery common to the union of the duodenum and jejunum and on its right side, which often forms the sac of an internal hernia. **epencephalic f.** In comparative anatomy, a depression upon the internal surface of the skull for the reception of the epencephalon. **external iliac f.** The depression on the outer surface of the innominate bone from which the iliac muscles arise. **f. acetabuli.** The depression in the center of the acetabulum. **f. anomyia.** See *f. anhelicis*. **f. anterior major (humeri).** See *coronoid f.* **f. anterior minima (humeri).** A slight depression upon the anterior surface of the humerus into which the head of the radius enters when the arm is flexed. **f. anhelicis.** The depression at the upper and anterior end of the anhelix, between its crura. **f. arcuata.** See *f. subscapulae*. **f. basilaris.** The depression occupying the superior surface of the basilar process of the occipital bone. **f. capitis (femoris).** The depression in the head of the femur in which the ligamentum teres is attached. **f. capituli radii.** See *f. anterior minima humeri*. **f. caecalis.** A pouch upon the surface of the right iliocecal muscle formed by a fold of the peritoneum and extending to the apex of the cecum. **f. cerebelli.** See *inferior occipital f.* **f. cerebrales.** See *anterior, middle, and posterior fossa of the skull*. **f. cochlea.** See *f. cochlearis*. **f. cochlearis.** A slight excavation in the petrous portion of the temporal bone in which the basis mediae rests. **fossa condyloideae.** Depressions behind the condyloid processes of the occipital bone into which the posterior condylar canals open. **fossa costotransversaria.** Depressions on each side, usually three in number, upon the posterior surface of the three upper segments of the sacrum. **f. ctyloideae.** See *acetabulum*. **f. crurum anhelicis superior.** A depression on the dorsum of the articulation of the ear which corresponds to the upper crus of the anhelix. **f. cubiti.** The depression in the arm on the palmar side of the elbow joint. **f. iliocecalis anterior.** An anomalous pouch of the peritoneum upon the upper margin of the ileocecal valve. **f. incisiva.** An incisor f. **f. incudis.** A depression in the posterior wall of the upper part of the tympanic cavity which receives the short process of the incus. **f.**

infratemporalis. See *zygomatic f.* **f. intercondyloidea (femoris) anterior.** Syn.: *sinus condylorum anterior.* A slight depression upon the anterior surface of the femur just above the articular surface. **f. intercondyloidea (femoris) posterior.** A deep depression upon the posterior surface of the femur separating the condyles. **f. intercondyloidea tibia anterior.** A depression upon the upper extremity of the tibia in front of the crucial spine. **f. intercondyloidea tibia posterior.** A depression upon the upper surface of the tibia behind the crucial spine. **f. jugularis inferior.** The depression immediately below either clavicle. **f. jugularis superior.** The depression immediately above either clavicle. **f. laryngo pharyngea.** A depression, one on each side, external to the aryteno-epiglottic fold. **f. muscularis major.** A depression on the inner wall of the tympanum above the promontory in which the tensor tympani muscle rises. **f. navicularis.** A depression of the soft parts at the posterior extremity of the vulva, between the posterior commissure and the orifice of the vagina; so called from its fancied resemblance to the cavity of a boat. **f. navicularis Morgagni.** The dilated portion of the urethra, $\frac{1}{3}$ to $\frac{1}{2}$ inch in length, situated in the glans penis. **f. navicularis urethrae.** The dilated portion of the urethra $\frac{1}{3}$ to $\frac{1}{2}$ inch in length, situated in the glans penis. **f. of the circumvallate papillae of the tongue.** A depression in the mucous membrane of the tongue, which surrounds the papillae. **f. of the fourth ventricle.** See *superior fovea* and *inferior fovea*. **f. ovarii.** A shallow depression just below the brim of the pelvis for the reception of the ovary. **f. palatina.** A depression in the palatine process of the superior maxilla at the mouth of the anterior palatine canal. **f. pararectalis.** See *cavum Douglasii laterale*. **f. para-uterina.** The space between the posterior surface of the broad ligament of the uterus and the surface of the true pelvis. **f. paravesicalis.** A pouch of the peritoneum in front of the broad ligament of the uterus. **f. patella, f. patellaris.** See *f. intercondyloidea anterior*. **f. phrenicohepatica.** A pouch of the peritoneum between the left lateral ligament of the liver and the end of the left lobe. **f. preauricularis.** Syn.: *sulcus preauricularis.* A depression occasionally found, especially in Japanese women, in front of the sacro-iliac articulation, indicating the position of the anterior sacro-iliac articulation. **f. pubovesicalis.** The space between the levatores vesicae, the pubes, and the anterior surface of the urinary bladder. **f. recto-uterina.** See *Douglas's pouch*. **f. sagittalis dextra.** The right longitudinal fissure of the liver. **f. sagittalis sinistra.** The left longitudinal fissure of the liver. **f. semilunaris.** A transverse depression at the anterior part of the superior vermiform process. **f. sig-**

moidea ossis temporalis. A depression upon the inner surface of the mastoid portion of the temporal bone in which the mastoid foramina open. **f. subarcuata.** Of von Tröltzsch, a deep depression found under the eminentia arcuata, and produced in the embryonic cartilago petrosa by the upper semicircular canal. **f. subauricularis.** The depression immediately beneath the external ear. **f. subcecalis.** A pouch of the peritoneum between the lower end of the ileum, the cecum, and the vermiform appendix. **f. superior cerebelli.** The fissure which separates the anterior and posterior lobes of the cerebellum. **f. supraclavicularis minor.** The space between the sternal and clavicular origins of the sternocleidomastoid muscle. **f. supracondyloidea (femoris).** A depression made upon the posterior surface of the femur just above the internal condyle and a little to the middle line of the bone. **f. suprascapularis.** See *supraspinous f.* **f. tensoris palati.** The depression in which the tensor palati arises. **f. tonsillar.** See *amygdaloid f.* **f. glenoid f.** A f. on the temporal bone, between the two roots of the zygoma, for articulation with the head of the inferior maxilla; also a f. on the head of the scapula for articulation with the humerus. **hyaloid f.** See *lenticular f.* **iliac fossae.** See *external iliac f.* and *internal iliac f.* **incisor f. of the inferior maxilla.** A shallow depression on the outer surface of the inferior maxilla. **incisor f. of the superior maxilla.** See *myrtiform f.* **inferior costal f.** The facet on the lower portion of the body of a vertebra for articulation with the rib. **inferior occipital f.** The broad, shallow depression on the central aspect of the occipital bone which lodges either lateral lobe of the cerebellum. **infraclavicular f.** A flattened triangular depression just beneath the clavicle, between it and the mamma. **infraspinous f.** The posterior surface of the scapula below its spine. **infratemporal f.** See *zygomatic f.* **internal iliac f.** The anterior portion of the internal surface of the ilium occupied largely by the iliacus muscle. **ischiorectal f.** Syn.: *excavatio ischiorectalis.* The space between the obturator fascia, gluteus maximus muscle and the great sacrosacrotic ligament, and the rectovesical fascia. **jugular f.** A deep, smooth depression in the petrous portion of the temporal bone, anterior to the jugular facet. It forms with the jugular notch of the occipital bone the jugular foramen. **lacrimal f.** A slight depression in the upper and outer part of the root of the orbit, just beneath and behind the superior orbital margin, in which lies the lacrimal gland. **lenticular f.** An indentation or depression in the anterior surface of the vitreous formed by the membrana hyaloidea, for the reception of the crystalline lens. **mastoid f.** A depression on the inner surface of the mastoid process of the temporal bone, which forms part of the lat-

eral sinus. **maxillary f.** See *canine f.* **mental fossa.** Two flat depressions, one on each side, of the mental protuberance of the mandible. **middle f. of the skull.** One of the three fossae into which the internal base of the skull is divided. It lodges the temporal lobes of the brain. **Mohrenheim's f.** See *infraclavicular f.* **Morgagni's f.** See *f. navicularis urethrae.* **myrtiform f.** A slight depression in the facial surface of the superior maxilla, just to the inner side of the canine eminence. **nasal fossae.** See *nasal cavities*, under *cavity.* **navicular f.** A slight depression at the base of the internal pterygoid plate of the sphenoid bone. **olecranon f.** A large deep pit in the humerus above the trochlea which receives the olecranon process of the ulna. **orbital f.** That surface of the frontal bone, which forms part of the orbit. **pachionian fossae.** See under *pachionian.* **parietal f.** The most concave part of the inner surface of the parietal bone, opposite the parietal eminence. **pituitary f.** See *sella turcica.* **popliteal f.** The depression behind the knee lying behind the hamstring tendons and the heads of the gastrocnemius muscle. **posterior f. of the skull.** The depression at the base of the skull, which lodges the cerebellum and the medulla oblongata. **pterygoid f.** The cavity bounded by the pterygoid plates of the sphenoid bone. **pterygomaxillary f., pterygopalatine f.** See *sphenomaxillary f.* **rectovesical f.** See *Douglas's pouch.* **scaphoid f.** 1. The narrow, curved depression in the cartilage of the auricle, between the helix and the anthelix. 2. A small, oval, shallow depression at the base of the internal pterygoid plate, from which the tensor palati arises. **sphenomaxillary f., sphenopalatine f.** The space, immediately below the apex of the orbit, which lies in the angle between the pterygomaxillary and the sphenomaxillary fissures. It contains Meckel's ganglion, branches of the second division of the trigeminal nerve, and terminal branches of the internal maxillary artery. **subclavicular f.** See *infraclavicular f.* **subolivary f.** A small groove below the olivary body. **suborbital f.** See *canine f.* **subpyramidal f.** A depression just below the pyramid and behind the fenestra rotunda of the middle ear. **subscapular f.** The concave portion of the costal surface of the scapula occupied by the subscapular muscle. **superior costal f.** The facet for articulation with a rib on the upper portion of the body of a vertebra. **superior occipital f.** A depression in the superior part of the interior of the occipital bone. It lodges the occipital end of the cerebrium. **supraclavicular f.** A f. just above the clavicle, between the sternocleidomastoid and trapezius muscles. **supraspinous f.** That portion of the dorsal surface of the scapular superior to the spine. **suprasternal f.** The space included between the ventral margins of

the sternocleidomastoid muscles, the interscapular ligament, the lower margin of the mandible, and lines extending between the angles of the jaw and the mastoid processes of the temporal bones. **temporal f.** The f. occupied by the temporal muscle. The squamous part of the temporal, and the parietal, frontal, sphenoid, and malar bones take part in its formation. **trochanteric f.** A f. in the femur behind its neck for the insertion of the obturator externus muscle. **trochlear f.** A small depression in the frontal bone, beneath the internal angular process. It affords attachment to the pulley of the superior oblique muscle. **urachal f.** See *prevesical space*, under *space.* **vesico-uterine f.** The space between the posterior surface of the uterus and the rectum. **zygomatic f.** Syn.: *f. infratemporalis.* An irregular hollow in the side of the skull, covered in part by the ramus of the lower jaw. [Lat., *fossa*, ditch, from *fodere*, to dig.]

fossula (fos'su-lah). A little fossa. **f. fenestrae ovalis.** A depression in the inner wall of the tympanum above the promontory, in which is situated the oval window for the reception of the foot plate of the stapes. **f. fenestrae rotundae.** A funnel-shaped depression on the inner wall of the tympanum, having the fenestra rotunda at its bottom. **f. inferior.** A depression at the bottom of the internal auditory meatus below the crista falciformis. It presents in its anterior part the lamina cribrosa anterior inferior, and posteriorly the foramen singulare. **f. petrosa.** A slight depression upon the temporal bone in which is situated the inferior aperture of the tympanic canal. **f. sulciformis.** A slight furrow on the posterior border of the hemi-elliptical fossa which leads from the inner opening of the aqueductus vestibuli directly toward the crista vestibuli. **f. superior.** A depression in the petrous portion of the temporal bone in which is situated the internal aperture of the aqueduct of Fallopius. [Lat., dim. of *fossa*, a ditch.]

fowlbrood (fowl'brüd). A disease of the honeycomb and the larvae, due to infection. **fourchet** (foor-shet'). A forklike structure; of the vulva, a band of membrane that stretches across its cleft, behind the ostium vaginae; of the sternum, its semilunar notch, also the notch of the ensiform cartilage when it is cleft; of a horse's foot, the frog. [Fr., *fourchette*, a fork.]

fourth disease. Dukes (Lancet, July 14, 1900) has described under this name an exanthem which he thinks has been confused with German measles. Probably it was an aberrant form of some other exanthem.

fovea (fo've-ah), pl., *foveae*. A slight depression or pit. See *fossa.* **f. acustica inferior.** The interval between the pons and the olive and pyramid, in which lie the filaments of the auditory nerve. **f. articularis condyli.** A shallow triangular depression on the posterior surface

of the condyle of the inferior maxilla. **f. aspera.** A depression on the sphenoid bone between the posterior border of the inner wing of the pterygoid process and the vaginal process. **f. centralis laryngis.** A slight depression upon the ventral surface of the larynx at the basal end of the epiglottis. **f. centralis retinae.** A small red disk in the center of the macula lutea on the fundus of the eye, the center of which often appears as a whitish, round, or hook-shaped spot. The red color is due to the blood of the choroid. **f. commissurae mollis posterior.** A slight depression in the third ventricle of the brain just behind the commissura mollis. **f. cotyloidea.** A depression at the bottom of the acetabulum for the attachment of the round ligament. **f. cribrosa inferior et posterior.** The posterior portion of the fossula inferior which presents the opening of the passage of the ramus ampullae posterioris of the auditory nerve. **f. cruralis.** A depression in, or slight pouch of, the peritoneum over Gimbernat's ligament and the crural ring. **f. limbica.** A f. separating the olfactory region of the brain from the mantle. **f. malleoli lateralis.** A slight depression upon the distal end of the fibula just in front of the groove for the peroneal tendons. **f. nervi olfactorii.** A depression on the surface of the anterior lobe of the brain in which the optic nerve lies. **f. nuchae.** A slight mesal depression which begins just below the external occipital protuberance, and descends over the ligamentum nuchae between the prominences formed by the complexus and trapezius muscles of the two sides. **f. of the right auricle of the heart.** An oval depression at the lower part of the septum auriculorum and to the left of the orifice of the inferior vena cava. It represents the foramen ovale of the fetal heart. **f. pharyngis.** A depression at the opening of the eustachian tube into the pharynx. **f. processus condyloidei.** A shallow excavation upon the anterior surface of the neck of the condyloid process of the mandible. **f. retromaxillaris.** A depression in the retromaxillary cavity for the reception of the parotid gland. **inferior f., posterior f.** Syn.: *inferior fossa of fourth ventricle.* A small depression in the floor of the fourth ventricle, near its apex, at either side of the mesal groove. **superior f.** Syn.: *superior fossa of fourth ventricle.* A depression in either lateral half of the floor of the fourth ventricle, at its upper part. [Lat., *fovea*, a pit, from *fodere*, to dig.]

foveola (fo-ve'o-lah). A little fovea. **f. coccygea.** Syn.: *pilonidal sinus, congenital lumbosacral fistula.* A little depression or pit, due to a defect of development, sometimes found at a point about half to two-thirds of an inch behind the anus, and just at the apex of the coccyx. **foveolae of the kidney, foveolae papillarum renalium.** Depressions in the ends of the renal papillae, into which

several uriferous tubules empty. **f. radialis.** The "anatomist's snuffbox"; a hollow formed on the radial border of the wrist between the tendons of the extensors of the thumb when those muscles are contracted. **f. retina.** A very small, dark spot in the f. centralis retinae where the hexagonal pigment shows, owing to the thinness of the retina at this point. **f. retro-analis.** See *f. coccygea*. **f. triangularis seriata.** Of Bergman, the triangular recess between the columns of the fornix just dorsad of the anterior commissure. [Lat., dim. of *fovea*, a pit.]

Fowler's position. A p. obtained by raising the foot of the bed from 24 to 30 inches. **F's solution.** See *liquor potassii arsenitis*, under *potassium*. [George Ryerson Fowler, Amer. surgeon, 1848-1906.]

fowl mite. Another name for chicken louse.

foxglove (fox'gluv). See *Digitalis*.

Foxia Mansoni (fox'e-ah man-so'ni). Syn.: *Cladosporium Mansoni.* A species of fungi of the order *Hypophymycetes* having a black mycelial growth. It is the cause of *tinea nigra*.

fractional (frak'shun-al). Divided; said of doses and of distillations. See *f. distillation*, under *distillation*.

fracture (frakt'ür). A solution of continuity of one or more bones. A fracture is termed transverse, longitudinal, or oblique, according to the direction of the break to the long axis of the bone. **comminuted f.** A f. in which the bone is broken into several pieces. **complete f.** A f. in which the entire thickness of a long bone has been divided. **complicated f.** When some other injury is added to the f., as rupture of an artery or dislocation of a joint. **compound f.** A fracture accompanied with laceration of the skin. **depressed f.** One in which a portion of the outer layer of a flat bone or the spongy portion of a long bone is driven inward by direct violence. **impacted f.** When two main fragments of a f. are held firmly together in their new relation. **incomplete f.** When the continuity of the bone has not been completely lost or a fragment has not been completely detached. This form of f. varies from: (a) *fissured*, in which there is a crack in the bone, to (b) *greenstick*, in which only a portion of the thickness of a long bone is involved with bending of the bone at the seat of fracture. **intra-articular f.** A f. in which the main line of fracture or a subsidiary one extends into a joint. **multiple f.** This variety comprises f's of two or more adjacent bones or two or more f's of the same bone. **spontaneous f.** One due to muscular action and not to external violence. [Lat., *fractura*, from *frangere*, to break.]

Fragaria silvestris, Fragaria vesca. The common strawberry plant. Its fruit and leaves have been employed in medicine.

fragilitas crinium (fraj-il'it-as cre'ne-

um). A disease of the hair in which the shaft becomes extremely brittle so that the hair tends to break off or to split.

frambesia, framboesia (fram-be'ze-ah). Another name for yaws. See *yaws*. [Fr., *framboise*, raspberry.]

Frangula (fran'gu-lah). 1. The genus *Rhamnus*. 2. Of the U. S. Ph., the bark of *Rhamnus f. extractum frangulae fluidum* [U. S. Ph.]. Syn.: *extractum rhamni frangulae liquidum*. A fluid extract of the bark of *Rhamnus f.*

fran'gulin. Rhamnoxanthin, $C_{22}H_{34}O_8$, the active yellow principle of frangula, which yields emodin on decomposition.

frankincense (frank'in-sens). See *olibanum*.

Frank'lin glasses. Bifocal glasses, the upper part of the lens being for distant vision and the lower for near vision.

franklin'ic. Of electricity, statical.

frank'linism. See *static electricity*. (Named for Benjamin Franklin.)

frankliniza'tion. The use of static electricity for medical purposes; especially the act of charging an organism with static electricity.

Fraseria (fra'ser-ah). 1. A genus of North American gentianaceous herbs. 2. American calumba; of the U. S. Ph., 1870, the root of *F. Walteri*. **F. verticillata**, **F. Walteri**. American calumba, growing in the western and southern United States, especially in Arkansas and Missouri. The dried root has tonic properties and is sometimes used as a substitute for calumba. The fresh root is said to be emetic and cathartic. [Named for John Fraser, an American cultivator of exotics.]

Fraunhofer's lines. The absorption lines as noticed in the spectrum of the sun.

Fraxinus (frax'in-us). 1. The ash; a genus of the *Oleaceae*. 2. The inner bark of *F. excelsior*, formerly used in malarial fevers. **F. americana**. The white ash; a North American species. **F. mannifera**. *F. rotundifolia*. **F. ornus**. The flowering or manna ash; a species found in southern and middle Europe. It is the chief source of manna.

freckle (frek'le). A yellowish or light-brown spot in the skin. See *lentigo*. [Old Norse, *frecken*, a freckle.]

frem'itus. A thrill; a vibration. In physical diagnosis, the sensation appreciated through the hand or the ear when placed over a part in vibration. **tactile f.** See *fremitus*. **vocal f.** The sensation or vibration communicated to the ear when it, or a stethoscope, is placed upon the chest of the person talking. [Lat.]

frenator (fre-na'tor). One of the muscles that move the head on the atlas and axis. [Lat., *frenare*, to curb.]

frenulum (fren'u-lum), pl., *frenula*. 1. A little bridlelike restraining band or fold. 2. A small ridge on the dorsal surface of the valve of Viussens, connected superiorly, on each side, with the corpora quadrigemina. **frenula aryepiglottica**. The aryteno-epiglottidean folds. **f. glan-**

dis clitoridis dextrum. The right half of the frenum clitoridis. **f. glandis clitoridis sinistrum**. The left half of the frenum clitoridis. **f. labii inferioris**. The fold of mucous membrane that attaches the lower lip to the gum in the median line. **f. labii superioris**. A similar, but longer, fold for the upper lip. **frenula laborum oris**. See *f. labii inferioris* and *f. labii superioris*. **f. labiorum pudendi**. The fourchet of the vulva. **frenula of the lip**. See *f. labii inferioris* and *f. labii superioris*. **f. pudendi**. See *f. labiorum pudendi*. **f. vulvae**. See *f. labiorum pudendi*. [Lat., dim. of *frenum*, bridle.]

frenum (fre'num). Pl. *frena*. Syn.: *bridle*. A bridlelike fold connecting parts and restricting their separation. **f. clitoridis**. A stringlike structure formed by the convergence of the two labia minora at the lower border of the two layers forming the preputium clitoridis; inserted along the lower portion of the clitoris as far forward as the border of the glans. **f. epiglottidis**. See *f. of the epiglottis*. **f. glandis**. The median folds which connect the lower surface of the glans penis with the skin of the body of the organ. **f. linguae**. See *f. of the tongue*. **f. linguae posterioris**. See *f. of the epiglottis*. **f. of the clitoris**. See *f. clitoridis*. **f. of the epiglottis**. The largest of the three glosso-epiglottic folds which pass from the base of the tongue to the epiglottis. **frena of the ileocecal valve**. The ridges upon the ental surface of the colon formed by the coalescence of the two folds which form the ileocecal valve. **f. of the tongue**. A fold in the median line of the mucous membrane of the lower side of the tongue which attaches it to the gum. [Lat., *frenum*, curb, bridle.]

fren'zy. 1. Furious mental agitation. 2. See *phrenitis*. [Gr., *phrenesis*.]

frequency (fre'kwen-se). 1. The degree of rapidity with which an occurrence is repeated. 2. The state of recurring in rapid succession. As applied to the pulse and the breathing, *f.* is rapid recurrence as distinguished from quickness of each individual pulsation or breath. [Lat., *frequentia*, from *frequens*, assembled in great numbers.]

Freud's theory. A theory that hysteria is due to a psychic trauma which was not adequately reacted to when received, and persists as an affect-memory. [*Sigmund Freud*, Viennese neurologist, born 1856.]

friction (frik'shun). The act of rubbing while exerting more or less pressure. **dry f.** *F.* without the use of a liquid, as with the dry hand, a brush, etc. **moist f.** *F.* with a liquid or oily substance. [Lat., *fricatio*, from *fricare*, to rub.]

fric'tion sound. The sound produced by the rubbing of two inflamed serous surfaces together. **creaking f. s.** The *f. s.* of pleuritis when the sounds are harsh.

Friedländer's bacillus. See *Bacterium*

pneumoniae, under table of *B.* [Carl Friedländer, German pathologist, 1847-1887.]

Friedreich's ataxia. Syn.: *Friedreich's disease*, *family ataxia*, *hereditary ataxia*. A rare and peculiar disease, somewhat resembling locomotor ataxia, but almost always occurring in several children of a family, especially the girls, between the ages of twelve and eighteen years. [Nikolaus Friedreich, German physician, 1825-1882.]

fright. Nervous agitation with loss of mental balance, caused by sudden danger or fear.

frigorific, frigoric (frig-or-if'ik, frig'or-ik). Having the power to make cold, especially to cause freezing. [Lat., *frigorificus*, from *frigus*, cold, + *facere*, to make.]

fringe (frinj). An irregular or filamentous border; a marginal membrane; a fibria. **synovial f's.** Syn.: *fibrae synoviae*. Highly vascular f'like processes projecting from a synovial membrane into the cavity of a joint. They consist of connective tissue covered with epithelium, and contain some fat cells and sometimes isolated cartilage cells.

Frohn's reagent. A reagent for alkaloids made by boiling 1.5 gram of freshly precipitated bismuth subnitrate with 20 grams of water, and adding successively 7 grams of potassium iodid and 20 drops of hydrochloric acid. [Damianus Frohn, Ger. physician, b. 1843.]

Frohmann's lines. Transverse lines or striae appearing in the axis cylinder of medullated nerve fibers near the nodes of Ranvier after the fibers have been stained in silver nitrate. [Carl Frohmann, Ger. anatomist, 1831-1892.]

frontal (fron'tal). Relating to the forehead. **frontalis** (fron'ta'lis). See table of muscles, under muscle.

frost-bite. Local freezing, affecting most frequently those parts which are not protected by clothing or those in which the circulation of the blood is impeded by constricting articles of wearing apparel, such as gloves and boots. It is of three degrees, according to its severity. The first is characterized by transitory hyperemia following numbness; the second by the formation of vesicles in the skin; and the third by gangrene.

fructification (fruk-tif-e-ka'shun). The series of changes by which an ovule becomes developed into an independent being. [Lat., *fructificare*, to bear fruit.]

fructose (fruk'tös). Syn.: *levulose*, *fruit sugar*, *inversive ferment*. $C_6H_{12}O_6$, a ketohexose present in the juices of many fruits. One of the two constituents of cane sugar.

fruit sugar. See *fructose*.

frumentum (fru-ment'um). Corn, grain; in the pl., *frumenta*, the small seeds or grains of figs. **spiritus frumenti.** Whisky [U. S. Ph.]. [Lat., *frui*, to enjoy.]

ft. Abbreviation for Lat., *fiat*, let it be made.

fuchsin, fuchsiamin (fook'sin, fooks-e-

am'in). A commercial name for any monacid salt of rosanilin, especially a mixture of rosanilin hydrochlorid and pararosanilin hydrochlorid. It is used in solution in various liquids as a dye for microscopical sections, especially for staining bacteria. Therapeutically it has been employed in albuminuria. **acid f.** A coloring matter consisting of a mixture of rosanilin-disulphonic and rosanilin-trisulphonic acids. It has been used for coloring sections in order to demonstrate nerve fibers. **English f.** Syn.: *rosein*. Rosanilin acetate, $C_{20}H_{19}N_3.C_2H_3O_2$. **f. bodies.** Certain bodies observed by Russell in carcinomata, which are probably due to nuclear changes. **German f.** Rosanilin hydrochlorid, $C_{20}H_{19}N_3.HCl$. [L. *Fuchs*, German botanist, 1501-1566.]

fucin (fu'sin). A mucilaginous substance derived from plants of the genus *Fucus*. [Lat., *fucus*, a rock lichen.]

Fucus (fu'kus). Seaweed. **F. vesiculosus.** Sea, or bladder wrack; a species found on the rocky shores of Europe and America, of peculiar odor and taste, and containing iodine and sodium. The charcoal (*Ethiops vegetabilis*) has been employed in various countries. The whole plant is also given in decoction and extract. [Gr., *phukos*.]

fucosol (fu'kus-ol). An oily liquid, $C_8H_{16}O_2$, isomeric with furfurool, and resembling the latter in many of its properties, obtained by distilling algae of the genus *Fucus*, peat moss (*Sphagnum*), and lichens (*Usnea*, *Cetraria*), with sulphuric acid.

-fuge. A suffix from the Lat., *fugare*, to expel, denoting a substance which expels another substance, as a vermifuge, an anthelmintic or remedy that expels worms.

fugue (füg). A psychogenic flight reaction, usually accompanied by loss of memory for the event.

fuguismus (fu'gu-is-mus). Poisoning from fish of the genus *Tetrodon*, prevalent in Japan. The poison is a normal constituent of the ovaries and testicles, being present as a crystalline base, called tetrodin, and tetrodonic acid. [Jap., *fugu*, a certain fish.]

fulguration (ful-gu-ra'shun). Treatment by long, high frequency sparks. [Lat., *fulgur*, lightning.]

fuligo (fu-lig'o). 1. Soot. 2. Sordes. [Lat., *fuligo*, soot.]

fuller's earth. See under *earth*.

fulminate. A salt of fulminic acid.

fulminating, fulminant. Of diseases, developing very suddenly and running on very rapidly to a fatal issue. [Lat., *fulminare*, to strike with lightning.]

Fumaria (fu-ma're-ah). 1. Fumitory. 2. Of the pharmacopeias, *F. officinalis*. **F. officinalis.** Common fumitory, a small European species naturalized in the United States. It is sedative, gently tonic and alterative, and in large doses laxative and diuretic. [Lat., *fumus*, smoke.]

fumigation (fu-mi-ga'shun). The act or process of filling a closed space with gas or vapors, either with the purpose of destroying disease germs or as a means of applying volatile medicines to the surface

of the body. [Lat., *fumigatio*, from *fumigare*, to fumigate.]

fu'ming. Giving off fumes. **f. nitric acid.** Concentrated acid, containing a large amount of oxids of nitrogen. [Lat., *fumare*, to smoke.]

fu'mus. Smoke. **f. virosus.** A volatile virus.

function (funk'shun). The special act, work, or office of any organ. **animal f's.** The f's of animal life. **correlative f's.** The f's by virtue of which one part of an organism exerts a direct influence on another part. **vegetative f's.** The f's of vegetative life, that is, of the unconscious processes of nutrition and growth. **vital f's.** The f's essential to the continuance of life. [Lat., *functio*, from *fungi*, to be busy.]

func'tional. Pertaining to function, hypothetically opposed to organic. **f. disease.** Disease occurring without any ascertainable structural change. [Lat., *functionalis*, from *functio*, a performing.]

fun'dus. The bottom of a hollow structure; that portion of its interior which is farthest from the point of observation or access. **f. oculi.** Syn.: *eye-ground*. The bottom or background of the eye as seen with the ophthalmoscope. **f. of a gland.** The bottom or that portion of the cavity of a gland most distant from its excretory duct. **f. of the bladder.** The base of the bladder. **f. of the eye.** See *f. oculi*. **f. of the gall-bladder.** The body of the gall-bladder. **f. of the stomach.** The greater curvature of the stomach. **f. of the urinary bladder.** See *basis vesicae urinariae*, under *basis*. **f. of the vagina.** See *vault of the vagina*, under *vault*. **f. of the womb.** See *f. uteri*. **f. sacci lacrimalis.** The upper end of the lacrimal sac. **f. uteri.** That portion of the organ situated above the uterine orifices of the oviducts. **f. ventriculi.** See *f. of the stomach*. **f. vesicae felleae.** See *f. of the gall-bladder*. **f. vesicae of Vesalius.** See *superior f. of the urinary bladder*. **f. vesicae seminalis.** The bottom of the upper portion of a vesicula seminalis. **superior f. of the urinary bladder.** The superior ovoid portion of the bladder. [Lat., *fundus*, bottom.]

fungicide (fun'ge-sid). An agent that destroys fungi. [Lat., *fungus*, + *caedere*, to kill.]

fungiform (fun'ge-form). Fungus-shaped; having the form of a mushroom. **f. papillae.** See under *papilla*. [Lat., *fungus*, a mushroom, + *forma*, form.]

fungin (fun'gin). The solid tissue which forms the basis of *fungi*; now known to be a variety of cellulose. [Lat., *fungus*, a mushroom.]

fungoid (fun'goyd). Resembling a fungus or its qualities. [Lat., *fungus*, + Gr., *eidos*, resemblance.]

fungos'ity. 1. The state of being fungous. 2. An exuberant outgrowth. **urethral f.** See *urethral papilloma*, under *papilloma*. [Lat., *fungus*, a mushroom.]

fun'gous. Like a fungus; soft, spongy, exuberant.

fun'gus. Pl. *fungi*. 1. A member of the subkingdom of the vegetable kingdom without stems, leaves, or roots, including some forty thousand species. They are without chlorophyll, do not assimilate CO₂, are usually parasitic, and are composed either of single cells, or filaments, called hyphae. 2. A mushroom or a plant of similar nature. 3. An exuberant, soft, spongy outgrowth. **cleft fungi.** The *Schizomycetes* or fission *fungi*; so called because they increase by fission. The term is also applicable to the earth stars (*Geaster*), the peridium of which splits ultimately into several divisions. **filamentous fungi.** A term reserved by some for the *Hyphomycetes*, but in the sense of *fungi* in which the vegetative body or thallus consists of filiform elements (*hyphae*) it includes all the larger groups of *fungi* except the *Myxomycetes* (placed by De Bary among amoeboid animal organisms) and certain degenerate higher forms, such as the yeast plant. **fission fungi.** The *Schizomycetes*. **f. articularis.** See *fungous arthritis*, under *arthritis*. **F. bovista.** See *Lycoperdon*. **f. cancrusus hematodes.** See *f. hematodes*. **f. cancrusus medullaris.** See *medullary sarcoma*. **f. cerebri.** See *medullary sarcoma*. **f. cerebralis.** See *medullary sarcoma*. **f. chirochorum.** 1. See *amadou*. 2. *Lycoperdon bovista*. **f. cranii.** A fungous growth of the cranial bones. **f. hematodes.** Syn.: *carcinoma hematomoides*, *telangiectatic carcinoma*. See *medullary sarcoma*, under *sarcoma*. **f. mammae.** Cancer of the breast. **f. medullaris.** See *medullary sarcoma*, under *sarcoma*. **f. meullaris oculi.** See *glioma retinae*. **f. melanodes.** See *melanotic cancer*, under *cancer*. **f. of the dura mater.** A tumor, especially medullary sarcoma, springing from the dura mater. **F. typhoides.** See *Cynomorium coccineum*, under *Cynomorium*. **f. umbilicalis.** A fungous state of the stump of the umbilical cord in newborn infants. **f. vasculorum.** See *nevus vasularis*. **germ fungi.** See *Blastomycetes*. **split fungi.** The *Schizomycetes*. **yeast fungi, yeast plant fungi.** The *Saccharomycetes*. [Lat., *fungus*, mushroom.]

fun'gus foot. Another name for mycetoma. See *mycetoma*.

funiculitis (fu-nik-u-li'tis). Inflammation of the spermatic cord. [Lat., *funiculus*, + Gr., *itis*, inflammation.]

funiculus (fu-nik'u-lus). A cord or fasciculus. 1. A variable number of nerve fibers united into a bundle and surrounded by a tubular connective tissue sheath called the perineurium. A nerve usually consists of several such funiculi. 2. A column of the spinal cord. 3. The umbilical cord. **anterior funiculi.** See *anterior columns of the spinal cord*, under *column*. **anterior lateral f.** See *anterolateral col-*

umn, under *column*. **Burdach's f. cuneatus**. See *cuneate f. cuneate f.* The wedge-shaped expansion of a dorsal lateral column of the spinal cord at its termination in the medulla oblongata. **funiculi arciformes olivae**. See *arciform fibers*, under *fiber*. **f. centralis**. A central column composed of cellular tissue prolonged into the stripes of the tunica exterior in masses. **funiculi cerebrales**. See *anterior columnns of the spinal cord*, under *column*. **f. cuneatus**. See *cuneate f. f. dorsalis*. See *spinal cord*, under *cord*. **funiculi graciles cerebelli**. The prolongations of the dorsal columnns of the spinal cord, which diverge to form the lateral boundaries of the fourth ventricle. **f. griseus anterior**. See *anterior gray cornu*, under *cornu*. **f. griseus posterior**. See *posterior cornu of the spinal cord*, under *cornu*. **funiculi innominati**. See *fasciculi teretes*, under *fasciculus*. **f. lateralis**. See *lateral column*. **funiculi lateralis cerebelli**. The lateral fibers of the restiform body. **f. lateralis medullae oblongatae**. The continuation of the lateral columnns of the spinal cord into the oblongata. **f. lateralis medullae spinalis**. See *lateral column*. **f. nuclei olivae**. A tract of nerve fibers in the oblongata which enters into the hilum of the corpus dentatum olivae. **f. of Rolando**. A prominence which forms the continuation of the dorsal lateral column of the spinal cord and terminates in the tubercle of Rolando. **f. olivae**, **f. olivaris**, **f. ovalis**. See *lateral column*. **f. pontis inferior**. The more ventral transverse fibers of the pons Varolii. **f. pontis superior**. The more dorsal transverse fibers of the pons Varolii. **funiculi posteriores medullae spinalis**. The posterior columnns of the spinal cord. **f. pyramidalis**. See *pyramidal tract*, under *tract*. **f. pyramidis**. A column or tract of fibers in one of the pyramids of the oblongata. **f. restiformis**. See *restiform body*, under *body*. **f. sacralis**. The pelvic portion of the sympathetic nerve. **f. solitarius**. See *respiratory fasciculus*, under *fasciculus*. **f. spermaticus**. See *spermatic cord*, under *cord*. **f. spinalis**. See *spinal cord*, under *cord*. **f. thoracicus nervi sympathetici**. The thoracic portion of the sympathetic nerve. **f. transversus**. See *anterior cerebral commissure*, under *commissure*. **f. tuberies**. See *infundibulum*. **f. tympani**. See *chorda tympani*. **f. umbilicalis**, **f. umbilicaris**. See *umbilical cord*, under *cord*. **f. uteri**. The round ligament of the uterus. [Lat., dim. of *funis*, a rope.]

fu'nis. 1. A rope, line, or cord. 2. See *umbilical cord*, under *cord*. **f. furcalis**. A form of marginal insertion of the umbilical cord in which the vessels diverge and enter the placenta at different points. See also *velamentous insertion*, under *insertion*, of which this condition is a lesser degree. **f. umbilicalis**. See *umbilical cord*, under *cord*. [Lat., *funis*, rope.]

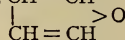
fun'nel. 1. See *infundibulum*. 2. A tube

flaring at the upper end and narrow at the lower for pouring liquids into bottles, for filtering solutions, etc. **f.-shaped**. See *infundibulum*. **pial f's**. The loose f.-shaped adventitia extending from the pia into the cerebral substance with the blood vessels and forming a part of the cerebral lymphatic system. [Lat., *infundibulum*, a funnel, from *fundere*, to pour.]

fur. A coating on the tongue.

furfuraceous (fur-fur-a'shus). Made of bran, branny; of eruptions, attended with a branlike desquamation. [Lat., *furfuraceus*, from *furfur*, bran.]

fur'furan. A five-numbered heterocyclic compound, containing oxygen, $\text{CH} = \text{CH}$



A liquid found in the distillation product of tar of pine wood.

furfurool (fur'fur-öl). Syn.: *furol*. Pyromucic aldehyd, an oily liquid, $\text{C}_8\text{H}_8\text{O} \cdot \text{CHO}$, one of the heterocyclic compounds, prepared by the distillation of bran, flour, sawdust, sugar, etc. **f. reaction**. The red color reaction given by f. when it is brought together with anilin.

furor (fu'ror). Excessive excitement with motor activity; rage, fury.

furred. Coated with a furry deposit; said of the tongue.

fur'row. See *groove* and *sulcus*. **dorsal f.** 1. The hollow in the middle line of the back at the bottom of which is a number of slight elevations caused by the spinous processes of the vertebrae. 2. In embryology, the primitive groove after it has become clearly defined. **equatorial f.** In the segmentation of the ovum, a f. through, or parallel to, the equator of the ovum. **genital f.** An anteroposterior groove formed on the lower aspect of the genital tubercle of the embryo. In the male it closes, forming the spongy portion of the urethra; in the female it remains open, except that it unites with the perineum posteriorly, and its lips are converted into the labia minora. **inguinal f.** The fold of the groin. **intervertebricular f's**, **longitudinal f's of the heart**. Two longitudinal f's, one on the anterior, the other on the posterior surface of the heart, extending from base to apex of the latter, and marking the separation of the right from the left ventricle. **mentolabial f.** The transverse depression between the chin and the lower lip [B. N. A., *sulcus mentolabialis*]. **oculomotor f.** A slight groove on the inner edge of the crus cerebri which lodges the third nerve. [Ang.-Sax., *furh*.]

fur'rowed tongue. A condition of unusual furrowing of the dorsum of the tongue. The central furrow is deepened, and radiating from it there are numerous parallel deep furrows which may resemble roughly the branches of a tree. The tongue looks as though too large for its mucous covering. The appearance is most often compared to that of the skin of the scrotum when contracted by cold.

furuncle (fu'run-kle). Syn.: *boil*. An acute inflammatory process around a follicle of

the skin, produced by infection through the follicle and resulting, usually, in necrosis and suppuration of the central mass. [Lat., *furunculus*, a burning sore, a boil, dim. of *fur*, a thief.]

Fusaria (fu-sa're-ah). A genus of the *Ascaridae*, being a nematode worm inhabiting the intestine. **F. mystax**. A species found in man and in cats. It rarely causes symptoms. **F. vermicularis**. The *Oxyuris vermicularis*. [Lat., *fusus*, a spindle.]

fuscin (fus'sin). A dark pigment of the epithelial cells of the retina.

fu'sel oil. A mixture of several alcohols, especially propyl-, hexyl- and amyl-alcohols, formed in the fermentation of grain, and obtained from it by distillation. It is probably derived from the action of the yeast cells upon the proteins present in grain.

fusibility (fu-si-bil'it-e). The quality of being fusible.

fu'siform. Spindle-shaped; tapering toward both ends, but often more abruptly toward one end. [Lat., *fusus*, a spindle, + *forma*, form.]

fusion (fu'shun). 1. The act or process of melting or fusing; the passage from a solid to a liquid state through the agency of heat. 2. An intimate blending of separate structures, a growing together.

igneous f. *F.* properly speaking; the transformation of the matter of a solid body into liquid under the influence of heat. **fustigation** (fus-tig-a'shun). Syn.: *flagellation*. A process formerly used to stimulate nutrition. **electric f.** Of Duchenne, the application of the faradic current by interruptedly tapping the locality affected. [Lat., *fustigare*, to cudgel.]

G

G. An abbreviation for gram.

Ga. The chemical symbol for the element gallium.

Gabbett's solution. A solution consisting of methylene blue 2 gms., sulphuric acid C. P. 25 c.c., and water 75 c.c. It is used for decolorizing all bacteria and cells in tuberculous sputum except the tubercle bacillus which retains the red stain from the carbolfuchsin solution.

gad'inin. A ptomain, $C_7H_{17}NO_2$, found in putrefying haddock.

ga'dus. The codfish. [Gr., *gados*, the whiting.]

gag. 1. An instrument for holding the jaws apart. 2. To apply a gag. 3. To cause retching. 4. To retch. [Early Mod. Eng., *gagge*, to choke.]

gagc, gauge (gāj). A standard of measure; an instrument for determining the dimensions, capacity, or force of anything, as a gauge for the thickness of wire. [Old Fr., *gauge*, *jauge*, a gage, gaging rod.]

gaille. The French name for scabies. See *scabies*.

gait (gāt). Any distinctive manner of walking or running. **ataxic g.** The typical g. of tabes, in which steps are taken slowly and deliberately but there are irregular movements of the legs, the feet are jerked outward, making a swinging circular movement, and the heels are brought to the ground with a stamp, the toes following with a peculiar flapping sound. **cerebellar g.** A staggering and unsteady g. which is the result of cerebellar disease. **g. of paralysis agitans**. A g. in which there is hesitation before beginning to walk; a few steps are made slowly, and then the g. becomes rapid on account of the tendency to fall forward (propulsion). **hemiplegic g.** Peculiar mowing swing of the affected

leg. **swaying g.** See *cerebellar g.* [Ang.-Sax., *geat*, *gat*, gate, door.]

galactagogue (ga-lak'ta-gog). Promoting the secretion of milk; as a g. drug or remedy. [Gr., *gala*, milk, + *agogos*, leading.]

galactase (gal-ak'tās). A milk enzyme which aids in the ripening of cheese.

galacto-, galact-. Combining form of Gr., *gala*, *galakt*, milk; used as a prefix.

galactoblasts (gal-ak'to-blasts). Bodies containing fat globules found in the mammary acini; supposed to be exuded leukocytes undergoing fatty metamorphosis. [Gr., *gala*, milk, + *blastos*, a sprout.]

galactoceles (gal-ak'to-sel). 1. A cystic tumor of the female breast containing milk and produced by closure of its milk duct. 2. A chylocele. [Gr., *gala*, milk, + *kele*, tumor.]

galac'tochlo'ral. A compound, $C_8H_4Cl_2O_6$, obtained by heating galactose and chloral with hydrochloric acid.

galactogenous (gal-ak-toj'en-us). Favoring the production of milk. [Gr., *gala*, milk, + *gennan*, to produce.]

galactometer (gal-ak-tom'et-er). An instrument for measuring the amount of cream in milk by ascertaining its specific gravity or the degree of its opacity. **centesimal g.** Of Dinscourt, the hydrometer with two graduated scales, one for skimmed milk, the other for pure milk. [Gr., *gala*, milk, + *metron*, measure.]

galactop'athy. Galactotherapy.

galactop'hagous. Feeding upon milk. [Gr., *gala*, milk, + *phagein*, to eat.]

galactophlebitis (gal-ak'to-fle-be'tis). Syn.: *phlegmasia alba dolens*, *milk leg*. Phlebitis, i. e., inflammation of a vein, produced by a pyogenic organism, commonly about the beginning of lactation. [Gr., *gala*, milk, + *phleps*, vein, + *itis*, inflammation.]

galactophorous (gal-ak-tof'or-us). 1. Giving milk. 2. Milk conveying (said of the ducts of the mammary gland). 3. See *galactagogue*. [Gr., *gala*, milk, + *phorein*, to bear.]

galactopoeitic (gal-ak'to-poy-et'ik). Having to do with the production of milk. [Gr., *gala*, milk, + *poiein*, to make.]

galactorrhœa (gal-ak-tor-re'ah). A persistent and debilitating secretion of milk after weaning. *g. erronea*. Excretion of milk from an unusual locality. *g. saccharata*. The secretion of milk unusually rich in sugar. [Gr., *gala*, milk, + *rein*, to flow.]

galac'tosac'charum. See *lactose*.

galactoscope (gal-ak'to-sköp). An instrument for estimating the quality of milk by the degree of its opacity. [Gr., *gala*, milk, + *skopein*, to examine.]

galactose (gal-ak'tös). A carbohydrate, $C_6H_{12}O_6$, derived from milk sugar (lactose) by the action of enzymes or by boiling with a mineral acid. In chemical constitution it is a pentahydric alcohol and an aldehyd containing six carbon atoms. [Gr., *gala*, milk.]

galactosid (gal-ak'to-sid). A substance related to galactose as glucosid is to glucose.

galactosis (gal-ak-to'sis). The process of secretion of milk. [Gr., *gala*, milk.]

galactosuria (gal-ak-to-su're-ah). Galactose in the urine.

galactotherapy (gal-ak-to-ther'ap-e). The treatment of disease in the nursing infant by means of drugs administered to the mother to be excreted in her milk. [Gr., *gala*, milk, + *therapeia*, a waiting upon.]

galactotoxin (gal-ak'to-tox'in). The ptomain found in milk and produced by bacteria.

galactotox'ism. Milk poisoning, usually produced by the products of bacteria.

galactotrophy (gal-ak-tot'ro-fe). Alimentation with milk alone. [Gr., *gala*, milk, + *trophe*, nourishment.]

Galbanum (gal'ban-um). Syn.: *gummi-resina g.* 1. An undetermined genus of umbelliferous plants. 2. Of the Br. Ph., 1898, a gum resin, obtained from *Ferula galbaniflua* and probably from allied species. It occurs in commerce in masses of compact drops or tears, having a peculiar aromatic odor and an unpleasant, alliaceous taste. It is employed as a stimulating expectorant and antispasmodic, and externally as a plaster to indolent swellings. The plaster, compound plaster, and the pills of galbanum have been official. **pilulæ galbanæ compositæ**. Syn.: *pilula asafetidae composita*. Pills containing 1 part each of *g.*, myrrh, and asafetida beaten together with syrup of glucose [Br. Ph., 1898]. **unguentum galbani compositum**. A preparation known commonly under the name of breast plaster, made by melting together 2 parts each of yellow wax and *g.* and 3 parts each of olive and linseed oils. [Probably from the Hebr., *khelbenah*, lit., white milk or gum.]

galea (ga'le-ah). The epicranial aponeuro-

sis, connecting the bellies of the occipito-frontalis muscle.

galeanthropy (ga-le-an'thro-pe). A maniacal affection in which the patient believes himself to have been transformed into a cat. [Gr., *galee*, the polecat, + *anthropos*, a man.]

Galega (gal-e'gah). 1. A genus of perennial herbaceous leguminous plants. 2. The leaves of *G. officinalis*. **G. officinalis**. Goat's rue; formerly used as a febrifuge, antispasmodic, and diuretic. It was said to be galactagogue. [Sp., *galega*.]

galenica (ga-len'ik-ah). Pl. Galenical remedies; remedies made according to the formulas of Galen and the Galenists.

gal'enism. Galen's doctrine of the part played by his four humors in the production of disease.

galeropia (gal-er-o'pe-ah). Unusual visual clearness. [Gr., *galeros*, cheerful, + *opsis*, vision.]

Gallium. A genus of rubiaceous plants. **G. verum**. Yellow bedstraw, a species found in Europe, where the flowering parts of the plant were formerly employed. [Gr., *galion*, bedstraw.]

gall (gaw'l). Syn.: *bile, fel*. 1. The secretion of the liver. 2. A swelling such as that produced in plants by the stings of insects. See *nutgall*. **acid of g.** See *gallic acid*, under *acid*. **g.-bladder**. The pear-shaped reservoir for the bile, on the under surface of the liver. **g.-stone**. Syn.: *bile concrement*. A calculus in the gall-bladder, or in the cystic or hepatic ducts. **insipissated ox-g.** See *fel bovis inspissatum* [U. S. Ph., 1880.] **nutg.** See *nutgall*, under *separate heading*. **ox-g.** See *fel bovis*. [Old Sax., *galla*.]

gal'la. See *nutgall* [U. S. Ph., Br. Ph.]. **acidum gallæ**. Gallic wine [U. S. Ph.]. **tinctura gallæ**. A 20 per cent. tincture of nutgall [U. S. Ph.]. **unguentum gallæ**. An ointment representing 20 per cent of nutgall [U. S. Ph., Br. Ph.]. **unguentum gallæ cum opio**. A preparation consisting of gall ointment.

galactophenone (gal-as-et-o-fe'nön). An acetyl substitution derivative of pyrogallol.

gal'lal. Aluminum gallate; used as an antiseptic dusting powder.

gal'lanol, gal'linol. A powder prepared by heating tannin with anilin; used topically in psoriasis and chronic eczema. See in *appendix*, *page*.

gal'lic. Of or pertaining to galls. **g. acid**. See under *acid*.

gal'licin. A methyl ether of gallic acid $(OH)_3C_6H_2COOCH_3 < \begin{matrix} (OH)_3 \\ COOCH_3 \end{matrix}$; used as an antiseptic and dusting powder.

gal'lipot. A small glazed earthen pot for holding ointments.

gal'lium. A rare metallic element with a very low melting point. Atomic weight, 70. Symbol, Ga.

gallobro'mol. Dibromogallic acid, $C_6Br_2(OH)_3COOH$; used instead of the alkaline bromids, also, by irrigation, in gonorrhœa, cystitis, and epididymitis.

gallofor'min. A compound of formic aldehyd and gallic acid; used as an antiseptic.

gal'logen. Ellagic acid, $C_{14}H_6O_8$. It is an astringent, used in diarrhea.

gal'lon. A measure of liquids, holding 8 pints. In the United States, the g. measures 231 cubic inches; the imperial wine gallon of Great Britain contains 8 imperial pints or 70,000 grams of water. See *table of weights and measures, in appendix.*

gal'loping. Pursuing a rapid course; said of acute miliary tuberculosis.

galvanic (gal-van'ik). Pertaining to galvanism. [*Luigi Galvani*, a physician of Bologna.]

galvanism (gal'van-izm). Syn.: *electro-galvanism*. Electricity produced by chemical action. [*Luigi Galvani*, Ital. anatomist, 1737-1798.]

galvaniza'tion. The employment of a galvanic current, especially in diagnosis or therapeutics. **central g.** G. in which the brain, the sympathetic system and the spinal cord are successively stimulated. **general g.** 1. General electrization by means of a galvanic current. 2. See *general galvanofaradization.* **labile g.** G. in which one or both electrodes are moved from place to place. **localized g.** G. limited in its application to a circumscribed part of the body. **neuromuscular g.** Ordinary g. **polar g.** G. in which one electrode is placed over the part to be affected, while the other electrode is applied to an indifferent part. **stable g.** G. in which both electrodes are kept on the same place during the séance. **uni-polar g.** See *polar g.*

gal'vanized. Subjected to the effects of galvanism.

galvano- Combining form of galvanism.

gal'vanocaust'ic. Syn.: *electrocaustic*. 1. (Adj.) Acting as a galvanic cautery. 2. (N.) See *galvanic cautery*, under *cautery*.

gal'vanocau'tery. A cautery consisting of a wire heated by the galvanic current of electricity.

galvanodesmus (gal-van-o-des'mus). A galvanic battery. [*Galvani* + Gr., *desmos*, a chain.]

gal'vano-em'esis. Emesis produced by applying one pole of a battery to the pharynx and to the epigastrium.

gal'vanofarad'ic. Pertaining to both galvanism and faradism.

gal'vanofaradiza'tion. Syn.: *combined current*. The simultaneous employment of the galvanic and faradic currents conveyed through a single set of conductors. **general g.** The combined application of galvanic and faradic currents to the whole surface of the body.

gal'vanohyp'notism. A hypnotic condition produced by the passage of a galvanic current through the brain.

gal'vanomag'netism. See *electromagnetism*.

galvanometer (gal-van-om'et-er). An instrument for measuring the quantity of an electric current, consisting usually of a magnetic needle, which is caused to deviate by the action of the current passing

round it in a coil of wire. **absolute g.** A variety of mirror g. in which the current strength is measured by the amount of torsion required to bring two electromagnets, which are mutually repelled by the action of the current, back to within a certain distance of each other.

astatic g. A g. in which, instead of a single needle, two needles are used, placed parallel to each other and in the same vertical plane with their poles in opposite directions. **d'Arsonval's g.** See under *d'Arsonval*.

dead beat g. A g. in which the vibrations of the needle come to rest quickly. **differential g.** A g. in which there is a double coil of wire surrounding the needle, so that two separate currents can be sent through the coils, in either the same or a contrary direction. **intensity g.** See *tension g.*

mirror g. See *reflecting g.* **reflecting g.** Of Sir William Thomson, a g. in which several short magnetic needles are fastened to a silvered glass mirror, suspended by a silk thread in the midst of a coil of wire. A current passing through the wire causes deflection of the needles and hence of the mirror which casts a luminous reflection on a graduated arc. This form of g. gives a very delicate measure of the strength of the current. **sine g.** Of Pouillet, a g. consisting of a vertical circle, which can be placed in any meridian, and bears a coil of wire. A horizontal graduated circle causes a deflection of the needle through a certain arc, the sine of which is proportional to the strength of the current. **string g.** A very delicate form of g. in which a minute thread of platinum or silvered quartz is attached between the poles of a strong electromagnet. When a current passes through the thread the latter suffers a lateral movement, the thread is strongly illuminated and its movements are photographed on a roll of sensitive paper. **tangent g.** A g. consisting of a very short and thick magnetic needle suspended by a thread so as to occupy the center of a vertical ribbon of wire placed in the magnetic meridian. A current passing through the latter causes a deflection of the needle through a certain arc (measured on a horizontal circle), the tangent of which is proportional to the strength of the current. **tension g.** A g. in which there is a long wire coil; used to measure currents passing through circuits of great resistance. **Thomson's g.** See *mirror g.* [*Galvani* + Gr., *metron*, a measure.]

gal'vanoplas'ty. The art of electroplating and electrolyting.

gal'vanopunc'ture. The introduction of needles to complete a galvanic current.

galvanoscope (gal-van'os-köp). A simpler form of galvanometer indicating the occurrence and direction of a galvanic current. [*Galvani* + Gr., *skopein*, to examine.]

galvanoscopic (gal-van-os-köp'ik). 1. Pertaining to the galvanoscope or to galvanoscopy. 2. Serving as a galvanoscope. See *physiological rheoscope*, under *rheoscope*.

galvanoscopy (gal-van-os'ko-pe). 1. The use of the galvanoscope. 2. Physiological or clinical examination by the application of galvanism.

gal'vanosur'gery. The application of galvanism for surgical purposes.

gal'vanosusceptibil'ity. Susceptibility to the galvanic current.

gal'vanotherapeu'tics. See *electrotherapeutics*.

galvanot'onus. 1. See *electrotonus*. 2. The condition of tetanic contraction in which a muscle remains for some time after a galvanic current applied to its motor nerve is closed.

galvanotropism (gal-van-ot'ro-pizm). Attraction and repulsion action of electrical currents on living matter. [*galvanism* + Gr., *tropos*, turn.]

gambir (gam'bēr). An astringent extract prepared from *Ouroparia gambier* [U. S. Ph., 1890.]

gamboge (gam'bōj). A gum resin consisting of the hardened juice of *Garcinia Hanburii*. It is a hydragogue cathartic and has also been used as a diuretic.

American g. The product of *Vismia guianensis*. [Lat., *cambodia*.]

gam'ete. One of the two reproductive cells, which by their fusion produce a new organism. **female g.**, **macrog'**. See *ovule*. **male g.**, **microg'**. See *spermatozoid*. [Gr., *gametes*, spouse, from *gamos*, marriage.]

gametocyte (gam-et'o-sit). The sexual cell which forms the gamete.

gam'ic. Sexual, as opposed to parthenogenic. [Gr., *gamos*, a wedding.]

gamo-. Combining form of the Gr., *gamos*, marriage.

gamogenesis (gam-o-jen'es-is). The process of sexual reproduction; sexual generation. [Gr., *gamos*, a wedding, + *genesis*, an origin.]

gamomania (gam-o-ma'ne-ah). A morbid desire to marry. [Gr., *gamos*, a wedding, + *mania*, frenzy.]

gamomorphism (gam-o-mor'fizm). Sexual maturity; puberty. [Gr., *gamos*, a wedding, + *morphe*, form.]

ganglii'tis. Inflammation of a nervous or a lymphatic gland.

gangliolum (gang-le'o-lum). A little ganglion. **g. coccygeum**. See *coccygeal gland*, under *gland. gangliola plexuum vesicularum seminalium*. Swellings, possibly ganglionic, in the plexuses of the seminal vesicles. **g. tympanicum**. See *tympanic gland*. [Lat., dim. of *ganglion*.]

ganglioma (gang-le-o'mah). A tumor of a lymphatic gland.

ganglion (gang'le-on). Pl. *ganglia*. 1. An indolent, cystlike enlargement of the sheath of a tendon, most commonly observed at the wrist. 2. A mass of nervous tissue which receives, records, sends out, or originates nervous impulses, or gives rise to psychical activity, or combines all these functions. **abdominal ganglia**. All the ganglia contained in the abdominal cavity. **anterior cerebral g.** 1. The corpus striatum. 2. The corpus striatum and the corpus lenticulare regarded as a whole.

anterior g. of the optic thalamus. The anterior tubercle of the optic thalamus. **Arnold's auricular g.** See *otic g. auditory g.* See *tuberculum acousticum*, under *tuberculum*. **Auerbach's ganglia**. See *Auerbach. auricular g.* See *otic g. azygous g.* 1. A g. which exists singly, not as one of a pair. 2. The g. opposite the coccyx, in which the two portions of the sympathetic nerve are united. **basal g.** See *great basal ganglia of the brain*. **basal optic g.** A collection of gray matter below the third ventricle, which begins above the optic commissure and extends over the optic tract to the posterior border of the tuber cinereum. **Bidder's ganglia**. See *Bidder. Bochdalek's g.* See *supramaxillary plexus. cardiac g.* A small g. to which the fibers of the superficial cardiac plexus converge. It is sometimes absent and often is represented by two or more smaller ganglia. See *inferior and superior cardiac ganglia. carotid g.* A small ganglioid swelling beneath the carotid artery, in the lower part of the cavernous sinus; formed by filaments from the carotid plexus. **cephalic ganglia**. A small g. found on the anterior communicating artery of the brain. **cephalic ganglia of the sympathetic**. The ophthalmic, the otic, the sphenopalatine, and submaxillary ganglia. **cerebral ganglia**. The great cerebral centers. **cervical ganglia**. See *inferior cervical g., middle cervical g., and superior cervical g.* **cervical g. of the pneumogastric nerve**. See *inferior g. of the pneumogastric nerve. cervical g. of the uterus*. A large plexus of nerves formed by filaments from the hypogastric plexus, the three upper sacral ganglia, and the first, second, and third sacral nerves. It sends branches to the whole uterus, but especially to the cervix. **cervico-uterine g.** The cervical g. of the uterus. **ciliary g.** See *ophthalmic g. diaphragmatic g.* A small g. connected with the semilunar g. at the point where the latter joins the phrenic nerve. It occurs on the right side only, and on the lower surface of the diaphragm. **ganglia aberrantia**. Small nodules or ganglia found occasionally on the dorsal roots of the spinal nerves. **g. Meckelii**. See *Meckel. ganglia mesenterica*. See *mesenteric ganglia. g. mesentericum inferius*. An almost microscopic g. connected with the inferior mesenteric plexus and lying adjacent to the inferior mesenteric artery. **g. mesentericum laterale**. A g. of the superior mesenteric plexus situated on the left side. **g. mesentericum superius**. A g. connected with the solar plexus immediately beneath the origin of the superior mesenteric artery. **ganglia meseraica**. See *mesenteric ganglia. g. nervi optici*. The ganglionic layer of the retina. **g. nervi splanchnici**. See *semilunar g. g. nervi splanchnici minus*. A small g. on the smaller splanchnic nerve, close to its union with the celiac plexus. **g. of the circumflex nerve**. A gangliiform en-

largement upon the branch of the circumflex nerve to the teres minor muscle. **g. of the interosseous nerve.** An enlargement of the posterior interosseous nerve of the arm on the back of the carpus, from which branches to the adjoining structures are given off. **g. of the posterior interosseous nerve.** A ganglioid enlargement of the posterior interosseous nerve on the back of the carpus, whence filaments are distributed to the ligaments and articulations of the carpus. **g. of the sinus of the vena cava.** A small g. of the cardiac plexus at the mouth of the vena cava. **g. of the superior corpus bigeminum.** The central gray matter of the anterior corpora quadrigemina. **ganglia of the sympathetic nerve.** A series of ganglia on each side of the vertebral column which are connected together and form, together with the intervening cords, the sympathetic nerve. **g. renale aorticum sinistrum.** A flat, oblong, or triangular g. of the renal plexus at the origin of the renal artery. **g. renale commune anterius.** A g. of the renal plexus situated on the anterior aspect of the nasal artery. **g. renale commune posterius.** An oblong or semilunar g. belonging to the renal plexus, found on the posterior aspect of the renal artery. **g. spermaticorenale.** A small round or oblong g. found at the commencement of a small plexus formed by the inferior branches of the renal plexus. **g. spermaticum inferius.** The inferior and smaller of the ganglionic enlargements in the inferior spermatic plexus. **g. spermaticum primum.** The superior and larger of the two ganglionic enlargements in the inferior spermatic plexus. **g. tympanicum.** A small ganglioid swelling in the tympanic branch of the glossopharyngeal nerve. **g. unciforme.** The uncinat fasciculus. **g. uterina.** G. contained in the uterine plexus, by the side of the cervical portion of the uterus. **g. vestibulare.** A small g. connected with the vestibular nerve which receives small fibers from the geniculate g. **gasserian g.** A large crescent-shaped g. lodged in a shallow depression on the anterior (superior) surface, and near the apex, of the petrous portion of the temporal bone. From its anterior convex border are given off the ophthalmic, superior maxillary, and inferior maxillary nerves. **geniculate g.** A ganglioid enlargement of the facial nerve in the aqueduct of Fallopius. **great basal ganglia of the brain.** Of Spitzka, the striata and thalmi. **inferior cardiac g.** The lower of the two ganglia which sometimes take the place of the cardiac g. **inferior cervical g.** A g. of irregular shape situated between the transverse process of the last cervical vertebra and the neck of the first rib. **inferior g. of the pneumogastric nerve.** A reddish, somewhat cylindroid enlargement of the pneumogastric nerve, placed at a short distance from its exit from the jugular foramen. **intercrural g.** A

small mass of gray matter between the crura cerebri. **interoptic g.** The gray matter of the interoptic lobes. **interpeduncular g.** See *intercrural g.* **intervertebral g.** The enlargement upon the posterior root of a spinal nerve near the intervertebral foramen. **jugular g.** The g. of the glossopharyngeal nerve in the upper part of the jugular foramen. **lenticular g.** See *ophthalmic g.* **lesser cardiac g.** See *superior cardiac g.* **Ludwig's g.** See under *Ludwig.* **lumbar ganglia.** The ganglia of the sympathetic system in the lumbar region. **marginal g.** A g. of the great sympathetic chain in the trunk of the head. **Meckel's g.** See under *Meckel.* **Meckel's lesser g.** See *submaxillary g.* **Meissner's ganglia.** See under *Meissner.* **mesenteric ganglia.** Sympathetic ganglia near the foot of the superior mesenteric artery, formed by filaments from the superior mesenteric plexus. **middle cervical g.** The smaller of the three cervical ganglia, situated close to the inferior thyroid artery. **Müller's g.** See *jugular g.* **nasal g.** See *Meckel's g.*, under *Meckel.* **olfactory g.** See *olfactory bulb*, under *bulb.* **ophthalmic g.**, **optic g.** A small g. situated at the back part of the orbit. Its branches of distribution are the short ciliary nerves, which are distributed to the choroid, the ciliary body, and the iris. **orbital g.** See *ophthalmic g.* **otic g.** A small g. situated immediately below the foramen ovale. Its branches of distribution are a filament to the tensor tympani and one to the tensor palati. **petrosal g.**, **petrous g.** A g. situated in a small groove on the lower border of the petrous portion of the temporal bone. **pharyngeal g.** A g., often multiple, connected with the pharyngeal branches of the glossopharyngeal nerve. **phrenic ganglia.** A number of small ganglia connected with the phrenic plexus. **plexiform g.** 1. The gasserian g. 2. The g. inferius of the vagus nerve. **pneumogastric ganglia.** See *inferior and superior g. of the pneumogastric nerve.* **renal ganglia.** Numerous small ganglia connected with the renal plexus. **respiratory ganglia.** The respiratory centers. **reticular g.** The scattered gray matter of the oblongata. **sacral ganglia.** Sympathetic ganglia, four or five in number, on the ventral surface of the sacrum. **semilunar ganglia.** Two ganglionic masses in the solar plexus. They are situated, one on each side, at the upper part of the plexus, close to the suprarenal bodies, and receive the great splanchnic nerves. **sensory ganglia.** Ganglia, such as the thalami, connected with sensory nerves, especially the nerves of special sense. **spermatic ganglia.** Small ganglia connected with the internal spermatic plexuses. **sphenoidal g.**, **sphenopalatine g.** See *Meckel's g.* **spinal ganglia.** The roundish, gray enlargements of the dorsal roots of the spinal nerves. **sublingual g.**, **submaxillary g.** A g. situ-

- ated above the deep portion of the submaxillary gland. **superior cardiac g.** Syn.: *g. of Wrisberg*. The uppermost of the two ganglia, when two exist, connected with the superficial cardiac plexus.
- superior cervical g.** The largest of the three cervical ganglia. **superior g. of the pneumogastric nerve.** A g. situated in the jugular foramen which receives fibers from the superior cervical g. of the sympathetic system, from the spinal accessory nerve, and from the petrous g. of the glossopharyngeal nerve. **supramaxillary g.** A small g. on the anterior superior dental nerve, above the root of the canine tooth. **suprarenal ganglia.** Ganglia in the suprarenal plexus. **temporal g.** A small g. connected with the anterior branches of the superior cervical g. **thoracic ganglia.** The ganglia, twelve in number, of the thoracic portion of the sympathetic nerve. [Gr., *gagghion*, swelling, tumor, node.]
- gan'glio'neuro'ma.** A tumor of the adrenal gland developing from cell nests of the sympathetic constituents and containing rudimentary ganglion nerve cells and non-medullated fibers.
- gangosa** (gan-go'sah). A disease found in the Ladrone and Caroline Islands, characterized by destructive ulceration, usually beginning in the soft palate, pillars, or uvula and extending by continuity to the hard palate and nasal cavity and even to the face. Constitutional symptoms are slight or absent. [Span., *gangosa*, snuffling.]
- gangrene** (gan'grēn). Complete death of a considerable portion of the living body. It is due to pressure, constriction, invagination, or torsion; to embolism, thrombosis, or disease of the wall of a blood vessel; to certain diseases of the blood vessel; to exposure to great heat or cold; to the application of certain drugs; and to poisoning of the system with ergot taken internally. When the cause is unknown, it is said to be idiopathic. G. is classed as *dry* or *moist*, according as the tissues are dry, shrunken, hard, and black, or soft, wet, rotten, and foul-smelling. **symmetrical g.** Syn.: *asphyxia localis cum gangrena symmetrica*. See *Raynaud's disease* under *Raynaud*. [Gr., *gaggraina*, an eating sore, from *gran*, to gnaw.]
- gan'ja.** A narcotic mixture, containing Indian cannabis and other ingredients, used in Persia.
- Gant's line of section.** A section of the femur through an imaginary line below the trochanter major. **G's osteot'omy.** A subcutaneous osteotomy performed just below the trochanter major for deformity of the hip. [Samuel Goodwin Gant, New York rectal surgeon.]
- garantose** (gar'an-tōs). See *benzozulphimid*.
- gar'bled.** Freed from worthless material, selected for the market; said of crude drugs. [Old Fr., *grabeler*, to examine closely.]
- Garcin'ia Hanbur'ii.** The species (according to some, *G. morella*, var. *pedicelata*) recognized by the pharmacopeias as the source of the official gamboge. It is a tree growing in Cambodia, Siam, and in the southern parts of Cochinchina.
- gar'denin.** A compound, $C_{23}H_{30}O_{16}$, or $C_{14}H_{22}O_8$, obtained by dissolving in alcohol the resin of *Gardenia lucida*.
- garget** (gar'jet). Purulent inflammation of the lactiferous ducts in the mammary gland of the cow. [Old Fr., *gargate*, throat.]
- gar'gle.** 1. A liquid for washing the back part of the mouth and the throat by throwing the head back and expiring through the liquid. 2. To wash (the throat) with a g. [Fr., *gargouiller*, to dabble, to paddle.]
- gar'lic.** The bulb of *Allium sativum*. [Ang.-Sax., *gārleac*, from *gar*, a spear, + *leak*, the leek.]
- Garrod's test.** A test for uric acid in the blood. One or two drams of blood serum are put into a flat dish and six minims of strong acetic acid are added to each dram of serum; a fine thread is then introduced into the fluid and the uric acid crystallizes on it within forty-eight hours. [Alfred Baring Garrod, London physician, 1819-1907.]
- garrulitas** (gar-ru'lit-as). Loquacity. **g. vaginae, g. vulvae.** An audible discharge of gas from the vagina. [Fr., *garrive*, to prattle.]
- Garrya** (gar're-ah). A genus of corneaceous plants. **G. Fremontii.** Skunk- (or quinin-) bush, found in California, where the leaves are used as a tonic in malarial disease. [Michael Garry, of the Hudson Bay Co.]
- garryin** (gar're-in). A bitter, astringent principle, found by Ross in the leaves of *Garrya Fremontii*, and by him considered an alkaloid.
- Gartner's cell.** In the female, a relic of the main, or middle, portion of the wolfian duct of the embryo, a tube running down from the broad ligament of the uterus to be incorporated with the wall of the uterus and vagina and to be lost on the latter. **G's duct, G's canal.** In the female, a straight canal running down from the broad ligament of the uterus and incorporated in the uterine wall and vagina. It is a relic of the middle portion of the wolfian duct of the embryo. [Karl F. Gartner, Danish anatomist, 1785-1827.]
- gas.** That form of matter in which particles tend continually to diverge from each other, so that the body itself tends constantly to increase in volume in all directions and fills the whole of the vessel in which it is contained. The term, without qualification, denotes, in common parlance, illuminating gas. **ammoniacal g.** Ammonia. **aqueous g.** The vapor of water. **coal g.** See under *coal*. **g. chamber.** A large gas container. **g. interchange.** The exchange, by diffusion through a respiratory membrane, of carbon dioxide for oxygen. The oxygen may be taken from the atmospheric

air, as in aërial respiration, or from the air dissolved in water, as in aquatic respiration. **g. of the blood.** The gas extracted from the blood in an air pump. It consists of oxygen and carbon dioxid, with a very small quantity of nitrogen. **g. of the intestines.** See *intestinal g. g. pump.* An apparatus for extracting the gases from the blood or other liquids of the body. Many different forms are described, but the principle used in general is to produce a torricellian vacuum by mercury to which the blood is exposed at a temperature of 40° C. **g. tar.** See *coal tar* under *tar.* **illuminating g.** See *coal g.*, under *coal* and *water g.*, and *oil g.*, under *gas.* **intestinal g.** The g's present in the alimentary canal. They are in part due to swallowed air, in part to carbon dioxid, liberated in the stomach and intestines, and in part to putrefaction due to microorganisms. The amount and character of the g. varies with the food and the health of the individual. The chief constituents are oxygen, hydrogen, nitrogen, and carbon dioxid; methane and hydrogen sulphid are frequently present in varying quantities. **intoxicating g.** See *laughing g.* **laughing g.** Nitrogen monoxid; so called on account of its exhilarating effects when inhaled. **liquefiable g.** A g. capable of reduction to the liquid state. **marsh g.** Methane. **natural g.** Illuminating g. occurring naturally in coal strata and emitted from wells, etc.; occurring especially in western Pennsylvania and other regions rich in coal and petroleum. **oil g.** 1. The mixture of g's obtained by distilling oil; used for illuminating on a small scale. 2. See *water g.* **olefiant g.** See *ethylene.* **peat g.** A g. obtained by the dry distillation of peat. **petroleum g.** G. obtained by distillation of petroleum. **sewer g.** A mixture of g's consisting chiefly of methane and carbon dioxid, and of oxygen, hydrogen, nitrogen, ammonia, acetic, lactic, and butyric acids, hydrogen sulphid, and various mercaptans and sulphur ethers in small quantities. It may contain pathogenic microorganisms. **water g.** An illuminating g., consisting chiefly of hydrogen, methane, carbon monoxid, and carbon dioxid, made by blowing steam through glowing coal or coke and afterward adding a hydrocarbon and again subjecting the mixture to heat to render it more stable.

gas'eous. In the form of gas.

gasifica'tion. The process of transforming into a gas.

gas'iform. See *gaseous.*

gas'oline. A commercial name for a light grade of benzine (*q. v.*, 2d def.), or petroleum ether.

gasometer (gas-om'et'er). A gas container or an instrument for measuring the quantity of gas present. [Gas, + Gr., *metron*, a measure.]

gasometric (gas-o-met'rik). Syn.: *eudiometric.* Relating to the measurement of gases.

gasometry (gas-om'et-re). The estimation

of the amount of gases present in a mixture.

gasp. A convulsive inspiration, especially through the mouth.

gasp'ing. Convulsive inspiration, mostly through the mouth, accompanied by drawing of the face and dilatation of the nostrils. [Mid. Eng., *gaspen*, *gaispen*, to yawn, to gasp.]

gasserian ganglion (gas-se're-an gang'le-on). See under *ganglion*. [Discovered by or named for *A. P. Gasser*, a German physician, 1505-1577.]

gastralgia (gas-tra'l'ge-ah). See *gastrodynia* and *cardialgia*. [Gr., *gaster*, the stomach, + *algos*, pain.]

gastraneuria (gas-tran-u're-ah). Defecative action of the nerves of the stomach. [Gr., *gaster*, the stomach, + *a*, priv., + *neuron*, a nerve.]

gastræctasis, gastræctasia (gas-trek'ta'-sis, gas-trek-ta'se-ah). Dilatation of the stomach. [Gr., *gaster*, stomach, + *ektasis*, distension.]

gastroctomy (gas-trek'to-me). The operation of excising the whole or a portion of the stomach. [Gr., *gaster*, the stomach, + *ek*, out, + *temnein*, to cut.]

gas'tric. Pertaining to, or occurring in, the stomach. **g. juice.** The digestive fluid secreted by the glands of the stomach. [Lat., *gastricus*, from Gr., *gaster*, stomach.]

gastrit'is. Inflammation of the stomach. **acute g., acute catarrhal g.** G. running a short, sharp course; usually, unless caused by mechanical or chemical injury, limited to the mucosa. **atrophic g.** Where atrophy of the secreting mucous membrane develops. **catarrhal g.** Catarrhal inflammation of the mucous membrane of the stomach. **chronic g.** Any long standing dyspepsia; a descriptive term is usually added. **gangrenous g.** See *phlegmonous g.* **phlegmonous g.** Acute g. with submucous suppuration. **secondary g.** G. caused by some general physical disorder. **suppurative g.** See *phlegmonous g.* **toxic g.** G. produced by the ingestion of corrosive or irritant poisons into the stomach. [Gr., *gaster*, the stomach, + *itis*, inflammation.]

gastro-. A prefix from the Gr., *gaster*, stomach, used in compound words to signify pertaining to the stomach.

gastrocele (gas'tro-sel). A hernia of the stomach. [Gr., *gaster*, stomach, + *kele*, a tumor.]

gastrocnemius (gas-trok-ne'me-us). The most superficial of the muscles forming the calf of the leg. See *table of muscles*, under *muscle*. [Gr., *gaster*, belly, + *kneme*, leg.]

gastrocol'ic. Pertaining to the stomach and the colon.

gastrocolitis (gas'tro-ko-li'tis). Inflammation of the stomach and the colon.

gastrocolostomy (gas-tro-ko-os'to-me). The operation of establishing a permanent communication between the stomach and the colon. [Gr., *gaster*, stomach, + *kolon*, colon, + *stoma*, an opening.]

gastrocolpotomy (gas'tro-ko-pot'o-me). Incision of the vagina through an opening

- in the abdominal wall. [Gr., *gaster*, stomach, + *kolpos*, vagina, + *temnein*, to cut.]
- gastrodiaphane** (gas-tro-dí'af-än). A device for rendering the wall of the stomach translucent for diagnostic purposes by means of an electric light introduced into the organ, with the rheophores insulated by a soft rubber tube. [Gr., *gaster*, the stomach, + *diaphanes*, diaphanous.]
- gastrodidymus** (gas-tro-did'im-us). A double monster fetus with one abdomen. [Gr., *gaster*, belly, + *didymos*, twin.]
- gas''troduode'nal**. Pertaining to the stomach and the duodenum.
- gas''troduode'ní'tis**. Inflammation of the stomach and the duodenum.
- gastroduodenostomy** (gas''tro-du-o-denos'to-me). The formation of an artificial opening between the stomach and duodenum. [Gr., *gaster*, stomach, + Lat., *duodenum*, + Gr., *stoma*, mouth.]
- gastrodynia** (gas-tro-din'e-ah). Paroxysmal attacks of pain in the stomach occurring independently of anatomical changes in that organ. [Gr., *gaster*, the stomach, + *odyne*, pain.]
- gas''tro-enteral'gia**. Neuralgia of the stomach and intestines.
- gas''tro-enter'ic**. Pertaining to the stomach and the intestines or to a condition involving both.
- gas''tro-enterit'ic**. Of or pertaining to gastro-enteritis.
- gas''tro-enterit'is**. Simultaneous inflammation of the stomach and intestine.
- gas''tro-enterolog'ical**. Pertaining to the stomach and intestines.
- gas''tro-enterolog'y**. The pathology, etc., of the stomach and intestines.
- gas''tro-enteros'tomy**. The formation of an artificial opening between the stomach and the intestine. [Gr., *gaster*, stomach, + *enteron*, intestine, + *stoma*, mouth.]
- gas''tro-epiplo'ic**. Of or pertaining to the stomach and omentum. [Gr., *gaster*, stomach, + *epiploon*, omentum.]
- gas''trofaradiza'tion**. Faradization of the stomach.
- gas''trogalvaniza'tion**. Galvanization of the stomach.
- gastrograph** (gas'tro-graf). An apparatus for recording the motions of the stomach. [Gr., *gaster*, stomach, + *graphein*, to write.]
- gastrohelicosis** (gas'tro-hel-ko'sis). An ulcer of the stomach. [Gr., *gaster*, stomach, + *elkos*, ulcer.]
- gas''trohepat'ic**. Of, pertaining to, or under the influence of the stomach and the liver.
- gastrohysteropexy** (gas'tro - his'ter - o - pex-e). The fastening of the uterus to the wall of the abdomen. [Gr., *gaster*, stomach, + *ystera*, uterus, + *pexis*, a fixing.]
- gas''tro-intes'tinal**. Pertaining to the stomach and intestines.
- gastrojejunostomy** (gas'tro-jej-u-nos'to-me). The formation of an artificial opening between the stomach and the jejunum. [Gr., *gaster*, stomach, + Lat., *jejunum*, + Gr. *stoma*, an aperture.]
- gastrolith** (gas'tro-lith). A concretion found in the stomach. [Gr., *gaster*, stomach, + *lithos*, a stone.]
- gas''trollithi'asis**. The formation of gastric calculi and the accompanying morbid changes.
- gastrology** (gas-trol'o-je). The study of diseases of the stomach. [Gr., *gaster*, stomach, + *logos*, science.]
- gastromalacia** (gas''tro-mal-a'she-ah). An abnormal softening of the stomach wall. [Gr., *gaster*, stomach, + *malakia*, a softening.]
- gastromenia** (gas-tro-me'ne-ah). Vicarious menstruation from the gastric mucous membrane. [Gr., *gaster*, the stomach, + *men*, month.]
- gastrophathy** (gas-trop'ath-e). Any disease of the stomach. [Gr., *gaster*, the stomach, + *pathos*, a disease.]
- Gastrophilus** (gas-trof'il-us). See *Estrus*. **G. equi**. The gadfly; a species causing the "bots."
- gastroplegia** (gas-tro-ple'je-ah). Motor neurosis of the stomach, producing atony. [Gr., *gaster*, the stomach, + *plege*, a blow.]
- gastroplication** (gas''tro-pli-ka'shun). The operation of folding the wall of the stomach and securing the fold with sutures, to diminish the capacity of the organ in cases of dilatation. [Gr., *gaster*, stomach, + Lat., *plicare*, to fold.]
- gastroptosis** (gas-trop-to'sis). Downward displacement of the stomach. [Gr., *gaster*, stomach, + *ptosis*, a falling.]
- gastrorrhagia** (gas-tror-ra'je-ah). Hemorrhage from the stomach. [Gr., *gaster*, the stomach, + *regnumai*, to break out.]
- gastrorrhaphy** (gas-tror'raf-e). The suture of a wound of the stomach. [Gr., *gaster*, stomach, + *raphe*, a seam.]
- gastrorrhea** (gas-tror-re'ah). An excessive secretion of gastric juice. [Gr., *gaster*, the stomach, + *rein*, to flow.]
- gastroschisis** (gas-tros'kis-is). A congenital malformation in which the abdomen remains open in the median line. [Gr., *gaster*, stomach, + *schisis*, cleft.]
- gastroscope** (gas'tro-sköp). An apparatus for illuminating and inspecting the interior of the stomach in the living subject. [Gr., *gaster*, stomach, + *skopein*, to examine.]
- gastros'copy**. Visual examination of the interior of the stomach.
- gas''trosplen'ic**. Of or pertaining to the stomach and to the spleen. **g. ligament**. See under *ligament*.
- gastrostenosis** (gas-tro-sten-o'sis). A pathological contracted state of the stomach. **g. cardiaca**. Stenosis of the cardiac orifice of the stomach. **g. pylorica**. Stenosis of the pylorus. [Gr., *gaster*, the stomach, + *stenosis*, constriction.]
- gastrostomy** (gas-tros'to-me). The operation of making a fistulous opening into the stomach through the abdominal wall. [Gr., *gaster*, stomach, + *stoma*, an aperture.]
- gastrotomy** (gas-trot'o-me). Incision of the stomach or abdomen. [Gr., *gaster*, belly, or stomach, + *temnein*, to cut.]
- gastrotoxin** (gas-tro-toks'in). A cytolytic

produced in the blood of animals by injecting them with the epithelial cells of the gastric mucous membrane.

gastroxia (gas-trox'e-ah). Hyperacidity of nervous origin. [Gr., *gaster*, the stomach, + *oxys*, acid.]

gastrula (gas'tru-lah). Syn.: *germ cup*. The blastoderm at the period of its development when it consists of a double-walled bag formed by its invagination, so that its cavity is the primitive alimentary canal. **bell g.** See *archigastrula*. **bladder g.** See *perigastrula*. **disk g.** See *discogastrula*. **hood g.** See *amphigastrula*. [Gr., *gaster*, belly.]

gastrulation. The process of development of the gastrula.

gat'loo. Another name for *yaws*. See *yaws*.

gauge (gāj). An instrument for measuring the volume of a material or the intensity or rapidity of a process. **catheter g.** A plate pierced with numerous circular apertures of graduated diameters to indicate the size of a catheter. [Old Fr., *gauge*, a gage, a measuring rod.]

Gaultheria (gawl-the're-ah). Syn.: *check-erberr*. 1. A genus of ericaceous plants. 2. Of the U. S. Ph., the leaves of *G. procumbens*. **G. procumbens**. Wintergreen, partridge berry, checkerberry; found in woods and pastures from Canada to Kentucky. It was formerly a source of oil of wintergreen. The leaves [U. S. Ph.] are official. **oleum gaultheriae**. A volatile oil, consisting largely of methyl salicylate, obtained from *Gaultheria* [U. S. Ph.] **spirit of g., spiritus gaultheriae**. A solution of five parts of oil of wintergreen in alcohol [U. S. Ph.]. [*M. Gaulthier*, Canadian botanist and physician.]

gaultherilene (gawl-ther'il-ēn). A constituent, $C_{10}H_{16}$, of oil of wintergreen.

gaultherin (gawl'ther-in). A resinous substance obtained from the bark of *Betula lenta*; treated with an alkali, it yields a volatile oil said to be identical with oil of wintergreen.

gauze (gawz). A very thin, transparent fabric of cotton, linen, or silk, generally cotton. **absorbent g.** G. made absorbent by removing all oily matter and sizing. **antiseptic g.** A g. containing antiseptic material and used in surgical dressings. [Adapted from the Fr., *gaze*, gauze.]

gavage (ga-vahzh'). Forced feeding. Feeding with a stomach pump. [Fr., *gaver*, to gorge fowls.]

gayle (ga'le). A grave form of puerperal fever which occurs in sheep.

Gay-Lussac's law. 1. The l. that the tension of a gas varies directly with the temperature if the volume remains the same. 2. The l. that when gases or vapors react on each other the volumes both of the factors and of the products of the reaction always bear to each other some very simple numerical ratio. 3. The l. regulating the expansion of gases by heat, which asserts that air and all of the less liquefiable gases have a coefficient of ex-

pansion of $\frac{1}{273}$; in other words, their volume at any temperature receives an increment equal to $\frac{1}{273}$ of their volume at 0° C. for every increase of 1° C. in the temperature, and suffers a corresponding decrement for diminution in the temperature. The l. is not rigorously exact, although very nearly so for the permanent gases. Moreover, the l. as enunciated by Gay-Lussac gave a different coefficient from the true one here laid down. [*Louis Joseph Gay-Lussac*, Parisian chemist, 1778-1850.]

Geissler's tube. An apparatus by means of which the various striae are shown which are produced by an electric discharge through highly rarefied gases. [*Heinrich Geissler*, Ger. mechanician, 1814-1879.]

gelatin (jel'at-in). Syn.: *colla taurina*. 1. A substance obtained from white connective tissue fibrils by prolonged boiling or by the action of very dilute acids upon collagen. G. is used for the preparation of capsules, pearls, etc., for which purified g. is used. G. is also used in microscopy as a culture medium for microorganisms. 2. Any jellylike structure. See *g. of Wharton*. **animal g.** See *g. bone g.* G. obtained from bones. **Chinese g.** See *vegetable g.* (1st def.). **chromatized g.** A mixture of 1 part of potassium bichromate and 5 parts of a 10 per cent. solution of *g. Cooper's g.* See under *Cooper*. **Cox's g.** See under *Cox*. **culture g.** G. used as a culture medium for microorganisms. It consists either of ordinary g., glycerin g., or the gelatinous principle of agar-agar. **Deane's g.** See under *Deane*. **elastic g.** A preparation made by dissolving g. in a water bath, evaporating till it becomes quite thick, and then adding the same weight of thick glycerin as of the dry g. used. **Flemish g.** Bright yellow, translucent g. **g. of Wharton**. See *Wharton's jelly*. **Japanese g.** See *vegetable g.* (1st def.). **medicated g.** A form of internal medication made by adding the drug to a solution of g. and glycerin, drying in a thin layer, and dividing into small tablets. An elastic dressing is made by dissolving the tablets in warm water, and applying with a brush. **nutrient g.** See *culture g.* **purified g.** G. so purified as to be almost colorless and odorless, occurring in thin, nearly transparent sheets. **salicylated g.** A preparation made by dissolving g. and glycerin in water and adding salicylic acid; recommended by Schwimmer in vesicular eczema. **silk g.** Sericin. **vegetable g.** Syn.: *Chinese g., Japanese g., phycocoll, gliadin* (2d def.). Any gelatinous substance obtained from vegetable tissues especially: 1. A substance resembling g. obtained from the agar-agar of the Celebes. 2. A tenacious mass, insoluble in water, left on evaporation of the strong alcoholic mother liquor of gluten. [U. S. Ph., *gelatinum*.] [Lat., *gelare*, to congeal.]

gelati'na. Jelly; a gelatinous pharmaceutical preparation resembling a mucilage, and

- containing gelatin, ichthyocolla, pectin, or starch.
- gelatin'iform.** Resembling or having the form of gelatin. [Lat., *gelatina*, jelly, + *forma*, form.]
- gelatiniza'tion.** Transformation into a gelatinous mass.
- gelat'inized.** Converted into a gelatinous mass.
- gelatinoid** (jel-at'in-oyd). Resembling gelatin; colloid; as a n., one of a class of nitrogenous substances, comprising gelatin, collagen, chondrin, elastin, keratin, and mucin. [Lat., *gelatina*, jelly, + Gr., *eidōs*, resemblance.]
- gelat'inous.** Containing gelatin or of the consistence of jelly.
- gelat'inum.** Gelatin [U. S. Ph., Br. Ph.] g.
- glycerat'um.** Equal parts of gelatin and glycerin [U. S. Ph.].
- gelatol** (jel-at-ol). A mixture of oil, glycerin, gelatin, and water; a vehicle for medicinal applications.
- geld'ing.** 1. Castration (of the domestic animals). 2. A castrated animal, especially a castrated horse. [Old Norse, *geld-ingr*.]
- gelone** (jel'on). A mixture of glycerin and glue; used as a basis for plasters.
- gels.** A termination used to indicate colloid substances, occurring in a solid state.
- gelsemin** (jel'sem-in). An alkaloid from gelsemium, yielding crystalline salts. It has a strychninlike action on frogs, little or none on mammals when pure, but the commercial article is usually contaminated with the very active gelsemin. Gelsemin is frequently called gelseminin without reason. The alkaloid should not be confused with a resinoid also called gelsemin, obtained from gelsemium.
- gelseminin** (jel-sem'in-in). An amorphous alkaloid, $C_{22}H_{26}N_2O_8$, the salts of which are also amorphous, obtained from gelsemium. The actions resemble those of coniin closely. It is a very active poison. Used in some forms of neuralgia.
- gelsemium** (jel-se'me-um). Of the U. S. Ph., the root of *Gelsemium sempervirens*; it contains a fragrant volatile oil and owes its medicinal virtues mainly to gelseminin. **tincture of g.** (10 per cent.) and the fluidextract are official.
- gemellus** (jem-el'us). 1. (Adj.), born as a twin. 2. (N.), a twin; in anatomy, one of a pair of similar muscles. See *table of muscles*, under *muscle*. **gemelli co-alti.** The individuals constituting a double monster. [Lat., *gemellus*, dim., of *geminus*, a twin.]
- geminat'e.** 1. (V.), to be united, duplicated. 2. (Adj.), combined in pairs, twin, binate. [Lat., *geminatus*, from *geminare*, to double.]
- gemmat'ion** (jem-a'shun). Syn.: *budding*. 1. A variety of generation in which only a small part of the parent organism is detached and becomes developed into a similar organism. 2. In botany, the production and development of buds; also cell division in cryptogams. [Lat., *gemmare*, to bud.]
- genea** (je'ne-ah). 1. Generation. 2. Birth. 3. Descent. [Gr., *genea*.]
- generaliza'tion.** 1. The process of rendering, or becoming, or the state of being general or diffused; the spread of a local morbid process through the system or over the general surface. 2. The deduction or promulgation of broad principles from the observation of concrete phenomena. [Lat., *genus*, an origin.]
- generate** (jen'er-ät). To beget, procreate, engender; to produce, evolve; to bring about, give rise to. [Lat., *generare*, to beget.]
- generation** (jen-er-a'shun). 1. Reproduction; the act or function of begetting or forming a new organism. 2. The assemblage of individuals constituting the entire immediate progeny of given parents. **alternate g.**, **alternation of g's.** Syn.: *digenesis*. An alternation of agamogenesis with gamogenesis; in the same type, one or several sexless g's intervening between the sexual g's. **asexual g.** See *agamogenesis*. **endogenous g.** In botany, reproduction by the multiplication of the nucleus in the formation of pollen in the embryo sac, etc. **non-sexual g.** See *agamogenesis*. **oviparous g.** A mode of g. in which the new animal is hatched from an egg. **ovoviviparous g.** G. in which the young of an animal are hatched from the egg before it has left the body of the mother. See *oviparous g.* **sexual g.** See *gamogenesis*. **spontaneous g.** Syn.: *abiogenesis*, *archebiosis*. The formation of a living organism from inanimate matter, such organism having no parent. The theory has been held, but has never been proved to be true. **univocal g.** The production of an organism by parents of the g. next preceding. **viviparous g.** The ordinary mode of g. among the higher animals, in which the young are brought forth free and alive. [Lat., *generatio*, from *generare*, to beget.]
- gen'erative.** Concerned in or affecting generation.
- generic** (jen-er'ik). 1. Pertaining to a genus. 2. See *hereditary*. [Lat., *genericus*, from *genus*, an origin.]
- genesiac, genesial** (jen-e'se-ak, jen-e'se-al). Pertaining to or concerned in procreation.
- genesiology** (jen-ese-ol'o-je). The science of generation. [Gr., *genesis*, generation, + *logos*, understanding.]
- genesis, -genetic.** A suffix used in words denoting mode of generation.
- genesis** (jen'es-is). 1. The act, mode, or condition of reproduction; generation. 2. A mode or process of production. **cell g.** See under *cell*. [Gr., *genesis*, from *gennan*, to engender.]
- genetic, genetical** (jen-et'ik, jen-et'ik-al). 1. Pertaining to reproduction or to the reproductive organs. 2. Causative, formative. [Gr., *gignesthai*, to come into being.]
- genet'ics.** The study of the laws governing heredity and their application to all living creatures.
- geniculate** (jen-ik'u-lät). Bent like a knee.

- [Lat., *geniculatus*, from *geniculum*, dim. of *genu*, the knee.]
- genioglossus** (je-ne-o-glos'sus). See *table of muscles*, under *muscle*.
- geniohyoideus** (je-ne-o-hi-oi'de-us). See *table of muscles*, under *muscle*.
- Genista** (je-nis'tah). Dyer's-broom, woad-waxen; a genus of leguminous plants. **G. tinctoria**. Base (or green) broom, dyer's broom, dye weed, Kendal green, woad-waxen; a species found in central and southern Europe, but naturalized in America and elsewhere.
- genital** (jen'ital). Used in the plural, the external organs of generation. As an adjective, in the singular, having to do with generation or birth. **external g's**. Those organs of generation that are visible on external inspection. According to some writers, they include, in the female, the mammary glands. [Lat., *genitalis*, from *gignere*, to beget.]
- genitalia** (jen-it-al'e-ah). The organs of generation, both external and internal. [Pl. of Lat., *genitalis*, pertaining to generation.]
- genitocrural**. Pertaining to the genitals and to the thigh. **g. nerve**. See *table of nerves*, under *nerve*.
- genitor** (jen'it-or). A parent, father; in the lower animals, a male selected for breeding purposes. [Lat., *gignere*, to beget.]
- genitourinary**. Pertaining to the genitals and to the urinary organs. **g.-u. center**. See under *center*.
- genius** (je'ne-us). Some distinctive dominant quality, as of a disease, of the atmosphere, etc. **g. morbi**. Any special feature characteristic of a disease, especially as occurring in a particular epidemic. [Lat., *gignere*, to beget.]
- gentian** (jen'shun). Of the U. S. Ph. and Br. Ph., the root of *Gentiana lutea*; it is a stomachic bitter, and is used in diseases associated with atonic dyspepsia. *Erythraea centaurium*.
- Gentiana** (jen-she-ah'nah). Gentian, felwort. **extractum gentianae**. A thick extract made by exhausting powdered gentian root with water and evaporating. Much used as a pill excipient. [U. S. Ph., Br. Ph.] **extractum gentianae fluidum**. A fluidextract of gentian root. **G. Catesbei**. 1. Samson's snakeroot, blue gentian. Of Walter, see *G. saponaria*. 2. Of Elliott, see *G. Elliotti*. **G. Elliotti**. A species found in Florida, related to *G. saponaria*. **G. lutea**. A species found in the Alpine and mountainous regions of middle and southern Europe. Its root is the official gentian of the pharmacopeias. **G. major**. *G. lutea*. **G. minor**. *G. cruciata*. **G. ochroleuca**. The Sampson snakeroot; a species found in the United States from Pennsylvania to Florida; used as a tonic. **G. pannonica**. A species found in the Pyrenees, Austrian Bohemia, and Hungary. The root has the bitter and tonic properties of *G. lutea*, with which it is often found mixed in the shops. **G. quinqueflora**. Gall of the earth; a species growing in woods and pastures in the United States and Canada. The root is employed like that of *G. lutea*.
- gentianae radix**. Gentian root [Br. Ph.]. **G. saponaria**. The soapwort (or barrel-flowered) gentian. It is used as a bitter tonic. **infusum gentianae compositum**. An infusion of gentian root, orange peel, lemon peel, and boiling water [Br. Ph.]. **tinctura gentianae composita**. Syn.: *tinctura amara*, *elixir stomachicum*. A preparation made by exhausting coarsely powdered gentian root, bitter orange peel, and cardamom with diluted alcohol [Br. Ph.]. [From *Gentius*, an Illyrian king.]
- gentianin** (jen'shan-in). A name given to various substances extracted from gentian root, either identical with gentianic acid or consisting of a mixture of the latter and gentiopicrin.
- gentianite, gentianose** (jen'shan-it, jen'shan-ös). A crystalline substance, $C_{10}H_{10}O_{13}$, found in the roots of different species of gentian (*Gentiana lutea*, etc.).
- gentiogenin** (jen-she-o'jen-in). A decomposition product, $C_{14}H_{16}O_5$, of gentiopicrin.
- gentiopicrin** (jen-she-o-pik'rin). A crystalline glucosid, $C_{20}H_{30}O_{12}$, constituting the bitter principle of gentian root.
- gentiotannin** (jen-she-o-tan'nin). A tannin said to exist in gentian root, constituting either in whole or in part gentianic acid.
- genu** (je'nu). See *knee*. **g. aqueductus Fallopii**. The abrupt bend in the aqueduct of Fallopius close to the hiatus Fallopii. **g. capsulae internae**. A bend in the course of the fibers forming the internal capsule of the brain by which the latter is divided into two portions, the anterior of which is included between the caudate and lenticular nuclei, the posterior between the thalamus and the lenticular nucleus. **g. nervi facialis**. 1. A bend in the root of the facial nerve as it turns around the abducens nucleus and passes cephalad and laterad to the caudal margin of the pons. 2. The curvature of the facial nerve at the g. aqueductus Fallopii. **g. of the corpus callosum**. Syn.: *anterior flexure of the c.c.* The rounded cephalic margin of the corpus callosum. **g. recurvatum**. An over-extension of the knee-joint. It may be congenital, the child being born breech first with the thighs flexed upon the abdomen and the knees hyperextended, so that the feet are next to the face; or it may be acquired, due to stretching of the posterior ligament of the knee-joint, as in locomotor ataxia and in coxitis. The head of the tibia is displaced forward on the condyles of the femur. **g. valgum**. See *knock-knee*, under *knee*. **g. varum**. See *bow-legs*. [Gr., *gonu*, knee.]
- genupectoral** (je-nu-pek'tor-al). Pertaining to the knees and to the anterior part of the chest and abdomen. **g. posture**. Syn.: *knee-chest posture*. A kneeling posture in which the patient rests on the knees and the chest. The thighs are nearly vertical and the chest is supported upon a folded pillow, the head being

- turned to one side. [Lat., *genu*, knee, + *pectus*, breast.]
- genus** (je'nus). An assemblage of species, or a single species, having in common important characteristics distinct from those of other species. [Gr., *genos*.]
- geoform** (je'o-form). A compound formed by the interaction of guaiaacol and formic aldehyd; said to be odorless, tasteless, un-irritating, and non-poisonous.
- geographical tongue**. Numerous, spreading, scaly patches appearing on the dorsal surface of the tongue and coalescing into gyrate figures.
- geosote** (je'o-söt). Guaiaacol valerate, the guaiaacol ester of valeric acid; used in tuberculous diseases.
- geotropism** (je-of-ro-pizm). Attraction reaction of the earth on living substances or matter, particularly noted in roots. [Gr., *ge*, earth, + *trope*, turning.]
- geranene** (jer'an-ën). A liquid, $C_{10}H_{16}$, obtained by distilling geraniol with zinc chlorid or phosphoric anhydrid.
- geraniin** (je-ra'ne-in). A bitter, astringent substance, extracted from the rhizome of various species of *Geranium*.
- geranin** (jer'an-in). A substance (apparently different from *geraniin*) obtained from various species of *Geranium* and of *Cinchona*.
- geraniol** (je-ra'ne-ol). A liquid, $C_{10}H_{17}O$, obtained from Indian geranium oil; isomeric with borneol.
- Geranium** (je-ra'ne-um). 1. An extensive genus of geraniaceous plants, the species of which grow chiefly in the temperate regions of both hemispheres. 2. Of the U. S. Ph., the rhizome of *G. maculatum*.
- extractum geranii fluidum**. A fluid extract of the rhizome of *G. maculatum* [U. S. Ph.]. **G. maculatum**. Spotted crane's bill; growing throughout the United States. Its rhizome is astringent, used internally in diarrhea, and externally as an application to indolent ulcers.
- G. robertianum**. Herb Robert, fox g., wild g.; growing wild in Europe and the United States. It has been employed medicinally in domestic practice. [Lat., from Gr., *geranion*, from *geranos*, crane.]
- geranyl** (jer'an-il). The radicle, $C_{10}H_{17}$, found in geraniol.
- Gerardia** (je-rar'de-ah). False foxglove. [John Gerard, 1545-1612, English herbalist.]
- geratic** (je-rat'ik). Of or pertaining to senility. The *geratici* are an order of diseases of the aged. [Gr., *geras*, old age.]
- geratology** (je-rat-ol'o-je). The pathology, hygiene, etc., of old age. [Gr., *geras*, old age, + *logos*, understanding.]
- Gerhardt's reaction for aceto-acetic acid**. The urine is heated with ferric chlorid until it fails to give a precipitate, then filtered and more of the reagent is added. In the presence of aceto-acetic acid a wine red precipitate is obtained, which becomes paler on boiling. [Charles Frédéric Gerhardt, Parisian chemist, 1816-1856.]
- geriatrics** (jer-e-at'riks). The diseases of old age; their systematic study and treatment. [Gr., *geras*, old age, + *iatrikos*, of the physician.]
- Gerlach's network**. Syn.: *nerve fiber n.* The n. of fibers in the gray substance of the spinal cord. **G's valve**. A fold in the mucous membrane at the origin of the appendix vermiformis. [Joseph von Gerlach, Ger. anatomist, 1820-1896.]
- germ** (jerm). 1. The primitive rudiment of an animal or vegetable organism, of a particular part of such organism, or of anything (material or of the nature of a process) that may be developed. 2. In botany, the ovary, the embryo, or the bud. 3. A microbe, a bacterium.
- dental g.** An embryonic tooth. **disease g's.** Microorganisms to which, or to certain products of their processes of growth, various infectious diseases are attributed.
- enamel g.** Of Kölliker (1863), the invagination or downward growth of the malpighian layer of the oral epithelium along the line of the jaws. By special growth at various points it appears to become divided into segments, each of which becomes the enamel of a tooth. [Lat., *germen*, a microbe, or bacterium.]
- germanium** (jer-ma'ne-um). A rare metallic element. Atomic weight 72.5. Symbol, Ge.
- germicidal** (jer-mis-i'dal). Destructive of germs.
- germicide** (jer'mis-id). An agent that kills germs. [Lat., *germen*, germ, + *cedere*, to kill.]
- germiculture** (jer'me-kul-tür). The cultivation of germs. [Lat., *germen*, a germ, + *cultura*, culture.]
- germiduct** (jer'mid-uct). The efferent canal of the germigene. [Lat., *germen*, germ, + *ducere*, to lead.]
- germifuge** (jer'mif-üj). Having the power of expelling germs; as a n., an agent having that power. [Lat., *germen*, a germ, + *fugare*, to banish.]
- germigene** (jer'mij-ën). In tapeworms, that portion of the female genital apparatus which is considered formative of the germinal vesicles. [Lat., *germen*, germ, + *generare*, to engender.]
- germinal** (jer'min-al). Pertaining to germination or to a germ; capable of germinating. [Lat., *germinalis*, from *germen*, a germ.]
- germination** (jer-min-a'shun). The process of sprouting of a seed or spore. [Lat., *germinare*, to sprout forth.]
- germ'ol**. A certain proprietary antiseptic used like cresol.
- gerontology** (je-ron-tol'o-je). Study of phenomena of old age. [Gr., *geron*, old man, + *logos*, treatise.]
- gesta** (jes'tah). The various states of the body, such as waking, sleeping, etc. [Lat., *gerere*, to accomplish.]
- gestation** (jes-ta'shun). Syn.: *fetation*. 1. A carrying; that form of passive exercise in which the person is carried, as on horseback, in a vehicle, etc. 2. The action or process of carrying young; the condition of being carried in the womb during the period between conception

and birth. **abdominal g.** That form of ectopic g. in which the product of conception is lodged in the peritoneal cavity. **cervical g.** The temporary retention of the ovum within the canal of the cervix uteri after its expulsion from the body of the uterus in a case of abortion. See *incomplete abortion*. **cornual g.** G. in an ill-developed cornu of a bicornate uterus. **double g.** 1. The coexistence of uterine and extra-uterine g. 2. See *twin g.* **ectopic g.** G. (2d def.) in which the product of conception is carried elsewhere than within the cavity of the body of the uterus. **extra-uterine g.** Pregnancy at some place outside the uterus. **interstitial g., intramural g.** A variety of tubal g., in which the ovum is developed in that portion of the oviduct that traverses the wall of the uterus. **intra-peritoneal g.** See *abdominal g.* **multiple g.** See *plural g.* **mural g.** See *interstitial g.* **ovarian g.** That form of ectopic g. in which the product of conception is lodged in the ovary. **plural g.** G. with more than one embryo. **prolonged g., protracted g.** G. prolonged beyond the usual period. **quadruple g.** G. with four embryos. **quintuple g.** G. with five embryos. **secondary abdominal g.** That variety of extra-uterine g. in which the fetus, originally situated in the oviduct or elsewhere, has become lodged in the abdominal cavity in consequence of the rupture of the fetal sac. **secondary g.** G. in which the ovum has become dislodged from its original seat of implantation, and continues to develop in a new situation. **triple g.** G. (2d def.) with three embryos. **tubal g., tubarian g.** That form of ectopic g. in which the product of conception is lodged in the oviduct. **tubo-abdominal g.** That form of extra-uterine g. in which the fetal sac is formed partly of the abdominal extremity of the oviduct and partly of plastic exudation in the neighborhood. **tubo-ovarian g.** That form of extra-uterine g. in which the fetal sac is made up of the ovary and the abdominal end of the oviduct. **tubo-uterine g.** See *interstitial g.* **twin g.** G. with two embryos. **uterotubal g.** G. in which the ovum is developed partly in the uterine portion of the oviduct and partly within the cavity of the uterus. [Lat., *gestatio*, from *gestare*, to carry.] **Geum** (je'um). 1. The avens; a genus of the *Rosaceae*, tribe *Potentilleae*. 2. The genus *Saxifraga*. **G. rivale.** The water avens; found in Europe and in the northern and middle United States. The rhizome, formerly official in the U. S. Ph., is tonic and astringent. **G. urbanum.** Common avens; found in Europe. Its rhizome yields a volatile oil, lignin, and tannin. It has been used in Europe as an astringent.

ghatti. A sort of gum derived from India, furnishing a very adhesive, odorless, and tasteless mucilage and having marked emulsive power.

giant (ji'ant). An individual notably larger

than the usual size in individuals of the same species and the same stage of growth. The minimum height in this condition is six feet, six inches and it is usually associated with an enlarged pituitary body. **g. cell.** Syn.: *colossal cell, g. capsule*. 1. See under *cell*. 2. A large cell containing many nuclei in a single mass of cytoplasm, present in infectious granulomata and some tumors and caused by the fusion of smaller cells. [Mid. Eng., *giant, geant, geaunt*.]

gibbous (jib'bus). Convex, rounded, protuberant. [Lat., *gibbus*, humped.]

gid. A disease of sheep caused by *coenurus cerebrialis* in the brain. Vertigo is a prominent symptom.

gidda (gid'dah). A commercial name for gum arabic shipped from G., Arabia.

gid'diness. See *vertigo*.

gid'dy. Having a confused sensation of swimming or whirling in the head. [Old Eng., *gidi*, foolish.]

gigantism (ji-gan'tizm). Abnormal overgrowth of the whole body. [Gr., *gigas*, giant.]

gigantoblast (ji-gan'to-blast). See *giant blood cell*, under *cell*. [Gr., *gigas*, a giant, + *blastos*, a sprout.]

gigantology (ji-gan-tol'o-je). The teratology of giants. [Gr., *gigas*, a giant, + *logos*, understanding.]

Gigantorhynchus gigas (ji-gan-to-rhin'-kus ji'gas). One of the *Nemathelminthes* of the order *Acanthocephala*, being a flat, ringed worm which infects human beings in Russia. **G. moniliformis.** A species found in man. It occurs in Africa, Europe, and Brazil.

Gigartina (jig-ar-te'nah). A genus of *Algae*. **G. mamillosa.** A species found on the shores of the Atlantic; collected with *Chondrus crispus* and having the same properties. **G. sphaerococcus.** A species frequently used to adulterate Corsican moss. [Gr., *gigarton*, grapestone.]

gigger (jig'ger). See *chigoe*.

Gilbacher glue. In British Guiana, the ichthyocolla obtained from *Silurus Parkerii*.

Gillenia (jil-le'ne-ah). A genus of rosaceous plants allied to *Spiraea*. **G. trifoliata.** A species growing in Canada and in the United States from New York to Florida; sometimes used as a substitute for ipecacuanha. [Dr. Arnold Gill, German botanist.]

gillenin (jil'len-in). The active principle of *Gillenia*.

Gimbernat's ligament. A flat triangular expansion of the aponeurosis of the external oblique muscle of the abdomen.

gin. An alcoholic beverage formed by distilling whisky with juniper berries. **g. drinker's liver.** Cirrhosis of the liver.

ginger (jin'jer). Of the U. S. Ph. and Br. Ph., the dried rhizome of *Zingiber officinalis*; it is carminative and used for flavoring.

gingerol (jin'jer-ol). A very pungent non-volatile substance found in ginger.

gingiva (jin-ji'vah). The gum surrounding a tooth. [Lat., *gingiva*, gum.]

gingival (jin'ji-val). Of, or pertaining to, the gums. [Lat., *gingiva*, the gum.]

gingivitis (jin-ji-vi'tis). Inflammation of the gums. **interstitial g.** G. affecting the interstices of the connective tissue supporting the gums. [Lat., *gingiva*, the gum, + Gr., *itis*, inflammation.]

ginglymoid (jin'glim-oyd). Pertaining to, or resembling, a ginglymus. [Gr., *giglymos*, hinge, + *eidōs*, resemblance.]

ginglymus (jin'glim-us). The variety of diarthrosis in which the motion is to and fro only, like that of a hinge; e. g., the knee-joint and the elbow-joint. **double g. of the knee-joint.** A congenital malformation of the knee-joint, attended by absence of the patella, in which the leg can be folded forward upon the thigh till the toes touch the groin. [Gr., *giglymos*, hinge.]

ginseng (jin'seng). The root of *Aralia* (*Panax*) *g.* and *Aralia quinquefolia*. The Chinese attribute wonderful virtues to it in maintaining health and prolonging life, and consider it a remedy for almost all diseases, though actually it is nothing more than a demulcent. [Chin., *jen*, + *shen*, a panacea.]

gir'dle. A belt or any beltlike structure.

limb g's. See *pectoral arch* and *pelvic arch*, under *arch*. **pelvic g.** See *pelvic arch*, under *arch*. **shoulder g.** See *pectoral arch*, under *arch*. [Ang.-Sax., *gyrdel*.]

glabella (glah-bel'lah). The smooth surface between the two superciliary ridges. **g. coccygea.** See *foveola coccygea*, under *foveola*. [Lat., *glabellus*, dim. of *glabes*, smooth, bald.]

glacial (glā'shal). 1. Icy cold. 2. Icelike, crystalline, vitreous. 3. Of plants, growing near the snow line. [Lat., *glacies*, ice.]

glacialin (glā-se-a'lin). An antiseptic preparation consisting chiefly of a mixture of borax, boric acid, and sugar.

glairy. Viscid or slimy. [Fr., *glaire*, bright, clear.]

gland. 1. An organ, developed out of epithelial cells, specialized for the manufacture of a definite substance, either an excretion or a secretion. This substance may be discharged through a duct (external secretion) or absorbed directly into the blood stream (internal secretion). Both kinds of secretion may be produced by the same gland. 2. A lymph node. In this sense the word *gland* is erroneous and should be discarded. **abdominal salivary g.** See *pancreas*. **accessory g's.** G's having functions accessory to those of other g's. **accessory g's of the pancreas.** See *Brunner's g's*. **accessory lacrimal g.** See *Krause's glands*, under *Krause*. **accessory parotid g.** A small collection of glandular tissue close to the anterior margin of the masseter muscle, opening into the parotid duct and secreting saliva. **accessory suprarenal g's.** Small bodies occasionally found connected with the suprarenal bodies and resembling them in structure. **accessory thyroid g's.** Small collections of glandular tis-

sue similar to the thyroid gland and situated near to it. **acinotubular g.** A g. intermediate in structure between a racemose and a tubular g. **acinous g.** See *racemose g.* **anal g's.** The odoriferous g's of the anal region. **anterior lingual g's.** Acinous g's situated on each side of the apex of the tongue. **auricular g's.** The lymph nodes of the region of the external ear. **axillary g's.** The lymph nodes of the axilla. **Bartholin's g's.** See *Méry's g's*, *sublingual g's*, and *vulvovaginal g's*. **brachial g's.** The lymph nodes of the forearm and arm. **bronchial g's.** Lymph nodes situated on the bronchi and the lower part of the trachea. See also *pulmonary g's*. **Brunner's g's.** See under *Brunner*. **buccal g's.** Racemose g's in the tissue of the cheeks. **bulbocavernous g's.** See *Méry's g's*, under *Méry*. **cardiac g's.** Acinous g's in the mucous membrane at the lower end of the esophagus. **cecal g's.** The lymph nodes of the cecum. **celiac g's.** Lymph nodes situated in front of the abdominal aorta above the superior mesenteric artery. They connect with the lymph vessels from the stomach, spleen, pancreas, and liver, and empty into the thoracic duct. **ceruminous g's.** Tubular convoluted g's in the auditory canal, which excrete cerumen. **cervical g's.** The lymph nodes of the neck. **coccygeal g.** Syn.: *gangleolum coccygeum*, *Luschka's g.* A gland, about as large as a pea, discovered by Luschka; situated on the ventral aspect of the tip of the coccyx. **compound g.** A g. in which the extent of secreting surface is increased by recession of mucous membrane into pouches and subdivision of its walls into smaller pouches. **compound tubular g.** A g. made up of a multitude of small tubules ending in a single duct. **conglomerate g.** See *racemose g.* **convoluted g.** A tubular g. the blind end of which is highly convoluted. **Cowper's g's.** See *Méry's g's* and *vulvovaginal g.* **cutaneous g's.** G's of skin. See *hair*, *sudoriparous*, and *sebaceous g's*. **decidual g's.** Uterine g's forming part of decidua. **dorsal g's.** See *scapular g's*. **ductless g's.** G's having no duct for discharging their secretion. **duodenal g's.** 1. See *Brunner's g's*. 2. Lymph nodes of the mesentery of duodenum. **endocrinous g.** One producing internal secretion. **epiglottic g's.** Acinous g's of the posterior surface of the apex of the epiglottis. **excretory g's.** G's which secrete the excrementitious fluids of the organism. **facial g's.** The lymph nodes of the face. **femoral g's.** See *inguinal g's*. **follicular g.** See *follicle*. **follicular g's of the tongue.** The lymphoid masses at the base of the tongue. **gastric g's.** Syn.: *gastric follicles* or *tubules*, *pepsin g's*, *peptic tubes*. Tubular depressions extending through the entire thickness of the gastric mucous membrane and lined with a continuation of the gastric mucous membrane. **genital g's.** See *sexual g's*. **g's of the biliary ducts.**

Small acinous g's in the walls of the cystic and hepatic ducts and of the gall-bladder. **g's of the colon.** 1. The crypts of Lieberkühn. 2. Lymphoid nodules of the colon, resembling the solitary nodes of the small intestine. **hair g's.** One or two sebaceous g's that open into each hair follicle near its mouth. **hematopoietic g's.** Certain structures supposed to affect the constitution of the blood in its passage through the large vessels usually contained in them. The thyroid and thymus g's and the pituitary body are examples of them. **hemolymph g's.** Certain modified lymphatic g's having blood sinuses as well as lymph sinuses, supposed to be partly hematopoietic and partly hemolytic in function. **hepatic g's.** Lymph nodes in the hepatoduodenal ligament in front of the portal vein. **inframaxillary g's.** See *submaxillary g's.* **infundibular g.** The infundibulum of the brain. **inguinal g's.** The deep and superficial lymph nodes of the groin. **intercarotid g.** A small body, of unknown function, lying close to the bifurcation of the common carotid artery. **intercostal g's.** Lymph nodes situated in the posterior portions of the intercostal spaces. **internal iliac g's.** Lymph nodes situated on the internal lateral walls of the pelvis. **intestinal g's.** The glandular structures in the intestines. **jugular g's.** See *cervical g's.* **Krause's g's.** See under *Krause.* **labial g's.** Numerous racemose g's situated between the labial mucous membrane and the orbicularis muscle, and opening on the inner surface of the lip. **lacrimal g.** A compound racemose g., secreting the tears, situated in the upper and outer part of the orbit, close to its anterior margin. **lactiferous g's.** See *mammary g's* and *Montgomery's g's.* **laryngeal g's.** The lymphatic g's situated about the larynx. **lateral lingual g's.** Acinous g's imbedded along margins of the tongue. **lenticular g's.** The conglobate g's of the mucous membrane of the stomach. **Lieberkühn's g's.** See *crypts of Lieberkühn,* under *Lieberkühn.* **lingual g's.** See *anterior lingual g's,* *lateral lingual g's,* and *posterior lingual g's.* **Littre's g's.** See under *Littre.* **lobulated g.** See *racemose g.* **lumbar g's.** Lymph nodes situated behind the peritoneum and the lower portion of the posterior part of the diaphragm. **Luschka's g.** See *coccygeal g.* **lymphatic g., lymph g.** A lymph node, a term incorrectly used to signify a collection of specially arranged lymphoid tissue in the course of a blood vessel. **mammary g's.** G's accessory to the generative organs, which secrete milk and are characteristic of the class of vertebrates known as *Mammalia* [B. N. A., *mammal*]. **marginal g.** A g. of the great sympathetic chain in the trunk of the head. **mastoid g's.** See *subauricular g's.* **mediastinal g's.** The lymph nodes of the mediastinum. **meibomian g's.** A series of g's imbedded in the tarsus of the

eyelid that secrete a sebaceous material which prevents adhesion of the lids. **Méry's g's.** See under *Méry.* **mesenteric g's, meseraic g's.** Lymph nodes situated between the layers of the mesentery. **mesocolic g's.** The lymph nodes in the mesentery of the colon. **molar g's.** Two or three large buccal glands between the masseter and buccinator muscles, opening by separate ducts near the molar teeth. **Moll's g's.** See under *Moll.* **Montgomery's g's.** See under *Montgomery.* **mucous g's.** G's which secrete mucus. **Naboth's g's.** See *nabothian follicles,* under *nabothian.* **occipital g's.** One or two lymph nodes situated over the insertion of the trapezius muscle. **odoriferous g's.** G's secreting odoriferous substances, e. g., the cutaneous g's surrounding the anus and the preputial g's. **oxyntic g's.** Gastric g's lined with two kinds of cells, found in greatest abundance in the cardiac region of the stomach. **pacchionian g's.** See *pacchionian bodies,* under *body.* **palatine g's.** Acinous mucous g's in the submucous tissue covering the hard palate. **pancreaticosplenic g's.** Lymph nodes in the folds of the gastrosplenic ligament. **parotid g.** The largest of the salivary g's, situated in front of the ear. **pectoral g's.** A few lymph nodes on the lower part of the ectal surface of the pectoralis major muscle. **Peyer's g's.** See under *Peyer.* **pharyngeal g's.** Acinous g's in the mucous membrane of the pharynx. **phrenic g's.** A few lymph nodes in the anterior mediastinal space, resting upon the diaphragm. **pilous g's.** See *hair g's.* **pineal g.** Syn.: *conarium, epiphysis cerebri.* A subspherical body about the size of a pea, a dorsal outgrowth of the diencephalon, the cavity of which extends slightly into it. **pituitary g.** See *hypophysis cerebri.* **popliteal g's.** Four or five lymph nodes situated around the popliteal vessels, which receive the lymphatics of the leg and send efferent vessels to the groin. **posterior lingual g's.** Acinous g's on the posterior part of the dorsum of the tongue. **preputial g's.** Syn.: *Tyson's g's.* Sebaceous g's found upon the corona and cervix of the glans penis and also upon the penis. **prostate g.** See *prostate.* **pulmonary g's.** Lymph nodes in the substance of the lungs, along the larger bronchi. **pyloric g's.** Gastric g's lined with one kind of cell which secretes pepsin, found in the pyloric region of the stomach. **racemose g.** A compound g. which contains numerous acini opening into a common tube or duct. **reticulate g.** A g. containing reticular or adenoid tissue. **Rivini's g's.** See *sublingual g's.* **saccular g.** A g. formed by a saccular recession of a mucous or serous membrane lined with glandular epithelium. **sacral g's.** Lymph nodes situated on the anterior surface of the sacrum. **salivary g's.** G's which secrete saliva, e. g., the parotid, submaxillary, and sublingual g's; or a juice having properties somewhat

similar to saliva, e. g., the pancreas. **scapular g's.** Three or four lymphatic g's situated beneath the scapula and close to the posterior border of the axilla. **sebaceous g's.** Pyriform acinous g's secreting sebum, situated in the corium of the skin. **secreting g's, secretory g's.** Those g's which furnish the secretions of the body. **seminal g's.** The testicles. **serous g's.** Syn.: *albuminous g's.* A g. secreting a characteristic albuminous substance, such as the parotid of man and most animals. **sexual g's.** 1. A collective term for the testicles and the ovaries. 2. In the embryo, the rudimentary structures that subsequently become either testicles or ovaries. **simple g.** A g. consisting of a single tube or recess lined with a secreting membrane. **Skene's g's.** See under *Skene*. **solitary intestinal g's.** Soft white bodies, as large as a millet seed, forming slight prominences in the mucosa of the small intestine. **solitary lymphatic g's.** The small nodules of dense adenoid tissue situated in various parts of the body. **subauricular g's.** Three or four small lymphatic g's situated below and behind the ear. **sublingual g's.** The smallest of the salivary g's, situated one on each side, between the tongue and the inferior maxilla. **submaxillary g's.** Salivary g's about half the size of the parotid, situated one on each side in the submaxillary triangles. **sudoriparous g's, or sudoriferous g's.** G's situated in the subcutaneous connective tissue, that secrete the perspiration. **suprarenal g's.** See *suprarenal capsules*, under *capsule*. **sweat g's.** See *sudoriparous g's*. **thymus g.** See *thymus* (2nd def.). **thyroid g.** Syn.: *thyroid body*. A ductless g. situated in the front of the neck. It consists of a transverse portion, the isthmus, and two lateral lobes which are connected by it. It is covered by a layer of connective tissue from which partitions pass inward dividing it into lobules. The parenchyma consists of small closed vesicles containing a colloid substance in which there are found white corpuscles and more or less decolorized red blood corpuscles. It is larger in early life and in fetal life than later. **tracheal g's.** The acinous g's of the mucous membrane of the trachea. **tubular g.** A g. in which the secreting surface consists of a long tube. **tympanic g.** A small spindle-shaped enlargement on the tympanic nerve just outside of or within the tympanic canal. **Tyson's g's.** See *preputial g's*. **unicellular g.** See *fat cell*, under *cell*. **urethral g's of Skene.** See *Skene's g's*. **uterine g's, utricular g's of the uterus.** Sinuous, branching, tubular g's situated in the endometrium and opening upon its surface. **vaginal g's.** Acinous g's in the mucous membrane of the lower part of the vagina. **vascular g's.** See *hematopoietic g's*. **vulvovaginal g's.** Mucous g's situated one on either side of the ostium vaginae and opening in front of the hymen. **Zeiss's g's.** See

under *Zeiss*. [Lat., *glans, glandis*, kernel, acorn.]

glan'ders. Syn.: *equinia*. A contagious disease of horses and also of man caused by the *Bacillus mallei*. It is characterized by the formation of nodules of granulation tissue, especially in the mucous membrane of the nose, in the skin, and in the subcutaneous lymphatics, that tend to break down and form destructive ulcers. In horses, the chief symptoms are swelling beneath the jaws and discharge of mucus from the nostrils. When the involvement of the lymphatic glands is the chief feature it is known as *farcy*. [Probably so called from the swelling of the glands.]

glandula (glan'du-lah). Pl. *glandulae*. See *gland* and *glandule*. **glandulae acinosae aggregatae.** Glands formed of many flask-shaped acini. **glandulae arytenoides laterales.** Acinous glands situated in the posterior portion of the aryteno-epiglottic folds. **glandulae compositae agminatae.** Groups of racemose tubular glands. **g. epigastrica.** A lymph node situated over the rectus abdominis muscle, about on a level with the second inscriptio tendinae. **glandulae linguales Ebneri.** Acinous glands of the tongue. **glandulae mucosae simplices vestibuli.** The simple muciparous glands of the vulva, principally about the orifice of the vagina. **glandulae suprarenales siccae.** The desiccated suprarenal gland of the sheep or ox, of which one part represents about 6 parts of the fresh gland. The active principle, epinephrin, has received a number of names [U. S. Ph.]. **g. thyroidea accessoria suprahyoides.** An accessory thyroid gland situated in front of or above the body of the hyoid bone. **glandulae thyroideae siccae.** Desiccated thyroid glands of the sheep, of which one part represents about five parts of the fresh gland. For action see *thyroid preparation*, under *thyroid*. **glandulae vestibulares.** Mucous glands of the vulva. The smaller ones are situated about the meatus urinarius; the larger ones are the vulvovaginal glands. [Lat., dim. of *glans*, acorn.]

glan'dule. A small gland.

glan'dulene. An extract of the bronchial glands of the sheep. It has been used in tuberculous disease.

glans. 1. An acorn or any similar fruit, also any fruit having a kernel; a dry, indehiscent fruit with a hardened pericarp containing only one seed. 2. Any object bearing a fancied resemblance to a nut, such as the head of the penis or of the clitoris, a suppository, a globular pessary, or a goiter. **g. clitoridis.** The head of the clitoris; its free rounded extremity. **g. penis, g. phalli.** The bulbous end of the penis. It is slightly compressed above and below, and has a vertical fissure at its extremity for the external orifice of the urethra. [Lat., *glans*, acorn, nut.]

glass. 1. A hard, brittle, homogeneous, transparent substance, made by melting sand and consisting essentially of a

metallic silicate with silicic acid, with soda or potash, etc. 2. A lens, mirror, or other implement having its essential parts made of that material. 3. In the pl., *glasses*, spectacles; lenses, prisms, or plane, usually oval sheets of *g.* mounted to be worn before the eyes for the correction of visual defects or for purposes of protection. **binocular g.** An optical instrument for use with both eyes simultaneously. **burning g.** A large convex lens used to produce an intense heat by converging the sun's rays to a focus. **cover g.** A thin sheet of *g.* for mounting or covering microscopical specimen on a slide. **crown g.** A *g.* containing the metals potassium and calcium, used in the manufacture of lenses. **eye g'es.** *G'es* (2nd def.) so mounted as to rest on the nose without other support, but usually grasping it by a spring. **flint g.** A *g.* containing varying amounts of lead. It has a high index of refraction and is used in the manufacture of lenses, etc. **focusing g.** A simple microscope for determining when the image in a photographic camera is sharply focused on the ground glass. **Franklin g.** See under *Franklin*. **g. wool.** *G.* obtained in the form of elastic fibers by reeling off molten *g.* It is used in filtering, and has been employed as a drainage material for wounds. **magnifying g.** A convex *g.* used for magnifying objects; a simple microscope. **periscopic g'es.** Positive or negative menisci or lenses having one concave and one convex surface of different curvature so as to diminish spherical aberration. **soluble g.** See *water g.* **spun g.** See *g. wool.* **water g.** An aqueous solution of sodium silicate. [Mid. Eng., *glas, gles*, from Ang.-Sax., *glæs*.]

Glauber's salts. Purified normal sodium sulphate.

glauain (glaw'sin). An alkaloid found in the sap of *Glauium luteum*. [Lat., *glauina*, from Gr., *glaukos*, sea-green.]

Glauicum (glaw'se-um). The horn poppy; a genus of papaveraceous plants. **G. glaucum, G. luteum.** The yellow horn poppy; a poisonous species. The herb has properties similar to *Chelidonium majus*; it is a diuretic and the root is often substituted for it as a mild laxative.

glaucoma (glaw-ko'mah). A disease of the eye characterized by increased intraocular tension or hardness of the eyeball, associated in varying degree with dilatation and irregularity of the pupil, sluggish or immovable iris, haziness and anesthesia of the cornea, pressure on the anterior chamber, cupping of the optic disk, pulsation of the vessels and contraction of the visual field on the nasal side. If untreated the disease ends in blindness. **absolute g.** That condition of the eyeball in which all vision is lost from the effects of glaucomatous disease and in which it cannot be restored by any operative procedures. **acute g., acute inflammatory g.** *G.* characterized by marked inflammatory symptoms, excessive

pain in the head and eyes, fever, and vomiting, in addition to the usual symptoms of the disease. **inflammatory g.** See *acute inflammatory g.* **mechanical g.** *G.* dependent upon mechanical causes. **primary g.** *G.* that appears in an eye which is apparently healthy or is subject to disease that has no influence in producing *g.* [Gr., *glaukoma*, from *glaukos*, sea-green.]

Glechoma (gle-ko'mah). A section of the genus *Nepeta*. [Gr., *glechon*, the *Mentha pulegium*.]

Gleditsia (gle-dit'se-ah). A genus of leguminous plants. **G. spinosa, G. triacanthos.** The three-thorned acacia, or common honey locust tree. The pods are used in catarrhal affections, and a sweet beverage is prepared from their pulp. [J. G. Gleditsch, 1714-1786, a German botanist.]

gleet. A transparent mucous discharge from the lining membrane of urethra. [Old Fr., *glette*, slime, purulent matter.]

gleet'y. Pertaining to or like gleet.

Glénard's disease. Another name for *splanchnoptosis*. [Frantz Glénard, Fr. physician, 1819-1894.]

glenoid (glen'oyd). Pertaining to a shallow articular cavity. See *g. cavity*, under *cavity*, and *g. fossa*, under *fossa*. [Gr., *glene*, a shallow joint, + *oidos*, resemblance.]

glia (gli'ah). The neuroglia. [Gr., *glia*, glue.]

gladin (gli'ad-in). See *vegetable gelatin*, under *gelatin*. [Gr., *glia*, glue.]

glioma (gli-o'mah). Of Virchow, a colloid neoplasm of the central nervous system, formed by the proliferation of neuroglia cells or the ependyma. It may be single or double, hard or soft, and contain many fibers having special staining affinities for neurological stains. **g. retinae.** Syn.: *fungus medullaris oculi*. A tumor of the retina closely resembling cerebral *g.* histologically identical with the small round-celled sarcoma. **g. telangiectaticum.** A *g.* in which the blood vessels are numerous and dilated. [Gr., *glia*, glue.]

gliomatosis (gli-o-mat-o'sis). The formation of a glioma. **medullary g.** See *syringomyelia*. [Gr., *glia*, glue.]

gliomatous (gli-o'ma-tus). Affected with, or of the nature of, a glioma.

gliomyxoma (gli-o-mix-o'mah). A glioma in which mucoid matter surrounds the small round cells. [Gr., *glia*, glue, + *myxa*, mucus.]

glioneuroma (gli-o-nu-ro'mah). A tumor of gliomatous and neuromatous tissue.

gliosarcoma (gli-o-sar-ko'mah). A malignant tumor partaking of the qualities of a glioma and of a sarcoma. **g. retinae.** See *glioma retinae*, under *glioma*. [Gr., *glia*, glue, + *sarx*, flesh, + *oma*, tumor.]

glio'sis. A cerebral condition characterized by the formation of gliomata or neuroglia tissue. **central g.** A gliomatous new formation or transformation in the central parts of the cord starting in the cells about the cord. Cavity formation results, but without enlargement of the cord.

Glisson's cell. A strong sheath of connective tissue which loosely envelops the hepatic vessels, and accompanies their distribution in the substance of the liver, becoming an exceedingly delicate investment to their smaller branches.

glissonian cirrhosis. See *perihepatitis*.

globe. A spherical object. See *ball*. **g. of segmentation.** See *segmentation cell*, under *cell*. **g. of the eye.** See *eyeball*. **ocular g.** See *eyeball*, under *eye*. **organic g.** See *segmentation cell*, under *cell*. [Lat., *globus*, sphere.]

glo'bin. The protein constituent of the oxyhemoglobin of the blood. By hydrolytic cleavage it yields a large amount of histidin.

glo'bon. A certain food preparation said to be obtained "by the decomposition of phosphorus-containing paraneuroproteids."

glo'bose. A term used in descriptive bacteriology, meaning spherical, shaped like a globe. [Lat., *globus*, sphere, ball.]

globularetin (glob''u-lar-e'tin). A product, C_6H_6O , or $C_{12}H_{14}O_3$, of the decomposition of globularin, said to be chologogue.

globularin (glo-bu-la'rin). A glucosid, $C_{20}H_{44}O_{14}$, or $C_{15}H_{22}O_8$, found in the leaves of different species of *Globularia*. It is said to resemble caffein in physiological action.

glob'ule. 1. A small spherical body. 2. In pharmacy, a small pill; also a globular gelatin capsule for the administration of volatile liquids, sometimes called a pearl. **blood g's.** See *red blood corpuscle*, under *blood corpuscle*. **chyle g's.** See *lymphatic corpuscle*, under *corpuscle*. **cleavage g.** See *segmentation cell*, under *cell*. **colloid g's.** See *amylaceous corpuscles*, under *corpuscle*. **colostrum g's.** See *colostrum corpuscles*, under *corpuscle*. **cytoid g's.** See *leukocyte*. **dentin g's.** Small globular masses of dentin between the interglobular spaces of the peripheral dentin. **directing g., directive g., extrusion g.** Syn.: *areal corpuscle*, *polar body*, *polar g.* A minute globular or rounded, transparent mass, consisting of a part of the germinal vesicle and a small amount of vitellus that is extruded or expelled from a maturing ovum into the lacuna (in nearly every case before impregnation), and lying within the zona pellucida, near the segmentation spheres, in the early stage of the process of total segmentation of the vitellus. This body is of the morphological value of a cell, and may subdivide after extrusion. **lymph g.** See *lymphatic corpuscle*, under *corpuscle*. **polar g.** See *extrusion g.* **transparent g.** See *extrusion g.* [Lat., *globulus*, dim. of *globus*, ball.]

globulicidal (glob''u-lis-i'dal). Destructive of red blood corpuscles. [Lat., *globulus*, a globule, + *caedere*, to kill.]

globulicide (glob'u-lis-id). An agent destroying blood corpuscles.

globuliferous (glob-u-lif'er-us). Taking up and destroying blood vessels.

globulimeter (glob-u-lim'et-er). An instrument for measuring the number of

globules suspended in a liquid (e. g., the corpuscles of blood, or the fat globules of milk). [Lat., *globulus*, a globule, + Gr., *metron*, a measure.]

globulins (glob'u-lins). One of the classes of protein substances differing from albumins in their insolubility in water, although they are soluble in dilute acid or dilute salt solutions. **crystalline globulin, crystallized globulin.** Syn.: *crystalline vitellin*. A crystallized protein obtained from various seeds, such as those of the squash or pumpkin. **fibrin globulin.** A globulin of the blood. **serum globulin.** A globulin present in the blood serum. **vegetable globulin.** A globulin obtained from vegetables.

globulinuria. The excretion of globulin in the urine. [*Globulin* + Gr., *ouron*, urine.]

globulolysis (glob-u-lol'is-is). See *hematolysis*.

globulolytic (glob-u-lol-it'ik). See *hematolytic*.

globulose (glob'u-lös). The variety of albumose or proteid, produced by digesting a globulin with pepsin hydrochloric acid.

glo'bus. 1. See *globe*. 2. One of the forms of epileptic aura. **g. hystericus.** Syn.: *bolus hystericus*. A "rising," "winding arrow"; an obscure sensation as of a globular body rising from the lower part of the trunk to the throat, where it appears to be arrested, causing a sense of constriction and suffocation; a symptom of the onset of an hysterical paroxysm. **g. major of the epididymis.** The upper and larger extremity of the epididymis. **g. minor of the epididymis.** Syn.: *cauda epididymus*. The lower enlargement of the epididymis.

glomerulitis (glom-er-u-li'tis). Inflammation of the glomeruli of the kidney. [Lat., *glomerulus*, a small ball, + Gr., *itis*, inflammation.]

glomer'nlonephri'tis. A form of interstitial nephritis in which the epithelial cells proliferate, forming crescentic masses which cause an atrophy of the glomerular loops.

glomerulus, glomerule (glo-mer'u-lus, glom'er-ül). A balllike coil of blood vessels or nerve fibers. **capsule of the g.** See *Bowman's capsule*. **g. choroides.** A thickening of cystic degeneration of the choroid plexus. **g. of Malpighi.** See *malpighian corpuscles*, under *corpuscle*. **g. olfactorius.** A knot or ball formed by a coil of an olfactory nerve fiber, the coil usually containing many celllike bodies. **glomeruli renales.** See *malpighian corpuscles*, under *corpuscle*. **peritoneal g.** A g. formed in a wolfian body by the growth of a coil of blood vessels, which finally extend through the peritoneal funnels into the body and are absorbed. [Lat., dim. of *glomus*, a ball of yarn.]

glonoin (glo-no'in). Nitroglycerin; so called from the letters constituting a formula of the body; GI represents the radicle glyceryl.

glossalgia (glos-sal'je-ah). Pain, especially neuralgic pain in the tongue. See *glossodynia*. [Gr., *glossa*, tongue, + *algos*, pain.]

Glossi'na. A genus of flies, belonging to the order *Diptera* and the family *Muscidae*. They are known as the tsetse flies of tropical Africa and Arabia and they transmit various species of *Trypanosomata* to animals and man. **G. morsitans**. A species that transmits *Trypanosoma Brucei* to horses, donkeys, rats, dogs, and other animals, producing the disease known as "nagana" in Africa. It also transmits *Trypanosoma rhodesiense*, one of the causes of the African sleeping sickness in man. This organism forms a group, including *G. Austeni*, *G. longpalpis*, *G. morsitans*, and *G. pallidipes*. **G. pallidipes**. A species in which *Trypanosomata* have been observed. **G. palpalis**. The species that transmits the *Trypanosoma gambiense* to human beings, producing the sleeping sickness of West Africa. This organism forms a group including *G. caliginea*, *G. pallicera*, *G. palpalis*, and *G. tachinoides*. [Gr., *glossa*, tongue.]

glossitis (glos-si'tis). Inflammation of the tongue. **acute hemorrhagic g.** An acute g. with hemorrhagic extravasation into the connective tissue of the superior and inferior surfaces of the tongue; probably due to alcoholic arteriofibrocappillary sclerosis. **mercurial g.** An acute form of g. with ulitis caused by ingestion of mercury. [Gr., *glossa*, the tongue, + *itis*, inflammation.]

glosso-. A prefix from the Gr., *glossa*, tongue; used in compound words to signify pertaining to the tongue.

glossocoele (glos'so-sel). Protrusion of the tongue, due to disease or malformation. [Gr., *glossa*, tongue, + *kele*, a tumor.]

glossodynia (glos-so-din'e-ah). Rheumatic or neuralgic pain in the tongue. **g. exfoliativa**. Of Kaposi, g. associated with nervous irritability and caused by swelling of the papillae foliatae. [Gr., *glossa*, the tongue, + *odyne*, pain.]

glossograph (glos'so-graf). An instrument for recording the movements of the tongue in speech. [Gr., *glossa*, tongue, + *graphein*, to write.]

glossopalatinus (glos'so-pal-a-ti'nus). See *table of muscles*, under *muscle*.

glossopathy (glos-sop'ath-e). Any disease of the tongue. [Gr., *glossa*, tongue, + *pathos*, a disease.]

glos'sopharynge'us. That portion of the superior constrictor of the pharynx which arises from the side of the tongue. See *table of muscles*, under *muscle*. **g. nerve**. See *table of nerves*, under *nerve*.

glossophyte (glos'so-fit). A parasitic organism, growing on the tongue. [Gr., *glossa*, tongue, + *phyton*, a plant.]

glossoplegia (glos-so-ple'je-ah). Paralysis of the tongue, usually unilateral and resulting from cerebral hemorrhage or other pathological conditions involving the hypoglossal nerve roots. [Gr., *glossa*, tongue, + *plege*, a stroke.]

glossotomy (glos-ot'o-me). Partial or

complete excision of the tongue or incision into it. [Gr., *glossa*, tongue, + *temnein*, to cut.]

glossy skin. Syn.: *atrophoderma neuriticum*. An atrophy of the skin following injury or disease of the nerve supplying the affected state.

glot'tic. 1. Of or pertaining to the tongue. 2. Of or pertaining to the glottis. [Gr., *glottikos*, from *glossa*, tongue.]

glot'tis. The aperture of the larynx bounded by the vocal bands and the arytenoid cartilages. **false g.** The space above the g. between the superior thyroarytenoid ligaments. **respiratory g.** The posterior quadrilateral portion of the g., bounded laterally by the bases of the arytenoid cartilages. **true g.** The space between the true vocal bands. **vocal g.** The triangular portion of the g. anterior to the bases of the arytenoid cartilages. [Gr., *glottis*, from *glossa*, tongue.]

glover's suture. A continuous s. in which the needle is, after each stitch, passed through the loop of the preceding stitch.

glucid, glucosimid (glu'sid, glu-kus'im-id). Benzozulphimidum.

glucin (glu'sin). A sweetening agent about one hundred times sweeter than cane sugar.

glucinum (glu-si'num). See *beryllium*.

glucolysis (glu-kol'is-is). See *glycolysis*.

glucolytic (glu-ko-lit'ik). See *glycolytic*.

glucophenetidin (glu'ko-fen-et'id-in). A condensation product of paraphenetidin and glucose.

glu'copro'tein. A compound protein containing glucose.

glucosamin (glu-ko-sam'in). Syn.: *chitosamin*. $\text{CH}_2\text{OH}(\text{CHOH})_3(\text{CHNH}_2)\text{CHO}$, a basic substance formed in the hydrolytic cleavage of some proteins. It is a derivative of glucose.

glucosazone (glu-ko-sa'zon). The yellow compound formed in the phenylhydrazin method of testing urine for sugar. It is a derivative of glucose.

glucose (glu'kös). Syn.: *grape sugar*, *dextrose*, *dextroglucose*. A white crystalline substance, $\text{CH}_2\text{OH}(\text{CHOH})_4\text{CHO}$, easily soluble in water, belonging to the class of simple carbohydrates, occurring in the juices of most sweet fruits, in honey, and, in minute proportions, in the healthy animal organism. In certain pathological conditions, e. g., diabetes mellitus, it is found in considerable quantity by methods of estimating g. in the urine: the *reduction*, the *fermentation*, the *polarimetric*, and the *glucosazone tests*. The fermentation test is the most conclusive. G. is used in solution in bouillon for testing the gas formation produced by various bacteria. **syrup of g.** A syrup made by mixing 1 oz. of liquid g. of commerce and 2 oz. of syrup with the aid of gentle heat. [Gr., *glukus*, sweet.]

glucos'ic. Of or pertaining to glucose.

glucosid (glu'kos-id). A non-nitrogenous vegetable principle which is readily decomposable by the action of ferments or dilute acids into glucose and another sub-

stance capable of still further decomposition.

gluco'sis. See *glycosuria*.

glucosuria (glu-ko-su're-ah). See *glycosuria*.

glue. Syn.: *colla animalis*. An impure variety of gelatin, obtained from the offal of slaughter houses and from tanneries.

bone g. Artificial isinglass. **cartilage g.** See *chondrin*. **chin-chin g.** A Chinese g., said to be composed chiefly of the birds' nests made from the fronds of the glue plant, *Plocaria tenax*. **fish g.** See *ichthyocolla*. **Gilbacher g.** See under *Gilbacher*. **liquid g.** A solution of gelatin in acetic acid or in a dilute mineral acid. **marine g.** A waterproof g. made by mixing caoutchouc, tar oil, and lac, or by adding a solution of 3 parts of shellac in pure ether to a solution of 1 part of caoutchouc in naphthalene or ether. [Lat., *glus*, akin to *gluten*, glue.]

Gluge's corpuscles. Granular cells containing fat droplets and occurring in fatty degeneration and softening of the nerve elements. [Gottlieb *Gluge*, Ger. pathologist, 1812-1898.]

glusidum (glu'sid-um). See *benzoesulphindum*.

glu'ten. 1. A gelatinous, nitrogenous material obtained from grain. 2. A glutinous material. **g. biscuit, g. bread.** A bread made from flour that is in large measure deprived of starch (as by washing with water); used in diabetes as a substitute for ordinary bread. **g. fabrile.** Common glue. **g. soap.** A commercial term applied to a mixture of pure, bland, vegetable oils with white wheat g. saponified by a peculiar process. **purified g.** A commercial term for the crude g. of wheat deprived of the sacs of cellulose.

glu'tens. Substances of the nature of gelatin prepared from cartilage.

gluteus (glu-te'us). See *table of muscles*, under *muscle*.

glu'tin. See *gelatin*.

glu'tinant. See *agglutinant*.

glutina'tion. See *agglutination*.

glutinos'ity. The state of being glutinous.

glutoid (glu'toyd). Made of gelatin hardened with formic aldehyd.

glu'tol. Syn.: *formalin gelatin*. Glutiform; an antiseptic dusting powder made of gelatin and formic aldehyd.

glu'ton. A food preparation made by the prolonged boiling of gelatin.

glyceric (glis'er'ik). Belonging to or derived from glycerin or glyceryl. **g. acid.** See under *acid*.

glycerid (glis'er-id). An ester of glycerin with some acid, generally a fatty acid, formed by the substitution of an acid radicle for one or more of the hydrogen atoms of the hydroxyl radicle in glycerin. The animal and vegetable fats are mainly g's of the fatty acids.

glyceril (glis'er-il). See *glyceryl*.

glycerin (glis'er-in). Syn.: *glycerol*. The trihydrated alcohol containing three carbon atoms, $\text{CH}_2\text{OH}.\text{CHOH}.\text{CH}_2\text{OH}$. A sweetish, viscous, colorless, odorless liquid, easily soluble in water and alcohol. Spe-

cific gravity 1.267, and boiling point 240°C . It is obtained in the saponification of fats. It has considerable solvent power and forms a series of compounds, the glycerids. Pure g. has a great affinity for water which determines many of its uses in chemistry and in medicine. Undiluted it is a mild irritant; properly diluted it is a cleansing and emollient application. Taken by the stomach it is laxative. G. is official in all the pharmacopeias. It always contains a little water. **absolute g.** G. absolutely free from water. **creosoted g.** A preparation composed of 125 grams of g. and 12 drops of creosote. **g. aldehyd.** $\text{CH}_2\text{OH}.\text{CHOH}$, a substance formed by the oxidation of g. with bromin water. It is one of the two constituents of glycerose. **g. gelatin.** A clear gelatinous substance which solidifies on standing, but melts on exposure to heat. It consists of g. mixed with a solution of gelatin. It is much used as a preservative material for microscopical preparations and also as a material for the preparation of bougies and other gelatinous vehicles for drugs employed externally. A cosmetic sold as g. jelly consists of soap dissolved in glycerin and water. **g. lymph.** A mixture of vaccine lymph and g. **g. tampon.** A tampon made of wads of absorbent cotton or similar material saturated with g. **iodized g.** Hebra's iodine caustic. **suppositoria glycerini.** Suppositories, each of which contains 45 grains of g. gelatinized by sodium stearate [U. S. Ph.] or 70 per cent. of glycerin [Br. Ph.]. [Gr., *glykeros*, *glukus*, sweet.]

glycerinum (glis'er-e'num). Syn.: *glycerina*. Chemically pure glycerin, having the specific gravity of 1.222 to 1.235 [Ger. Ph.], united with a small amount of water [U. S. Ph., Br. Ph.].

glycerite (glis'er-it). A combination of a medicinal substance with glycerin.

glycerol, glycerole (glis'er-ol, glis'er-ol). See *glycerin*.

glyc'erophosphate. A salt of glycerin-phosphoric acid.

glyceryl (glis'er-il). The triatomic radicle (C_3H_5) of glycerin. **g. alcohol.** See *glycerin*. **g. borate.** A glycerid of boric acid. **g. hydroxid.** See *glycerin*. **g. nitrate.** See *nitroglycerin*. **g. phosphoric acid.** See *glycerin-phosphoric acid*, under *acid*. **spiritus glycerylis nitratis.** Syn.: *spirit of glyceryl trinitrate*. Spirit of nitroglycerin [*liquor trinitrum*, Br. Ph.]. An alcoholic solution, containing 1 per cent. of glyceryl trinitrate, commonly called spirit of nitroglycerin. It is used as a vasodilator, but it induces severe headache [U. S. Ph.]. [Gr., *glykus*, sweet, + *yle*, material.]

glycin (glis'in). Syn.: *glycocoll*. Amino-acetic acid, $\text{CH}_2\text{NH}_2.\text{COOH}$. An amino-acid found in many proteins, especially in gelatin and in silk.

glyco- Irregularly used as a combining form of the Gr., *glykus*, sweet, and in chemical compounds to indicate the presence of glycerol or similar substance.

glycocholate (gli-ko-kol'ät). A salt of glycolic acid.

glycocin (gli'ko-sin). See *glycocoll*.

glycocoll (gli'ko-kol). Syn.: *glycocin*, *glycin*. Amino-acetic acid, $\text{CH}_2\text{NH}_2\text{-COOH}$, a colorless, sweetish, crystalline substance, so called because derived from gelatin, and also from many proteins, by boiling with acids or alkalis. [Gr., *glykeros*, *glykus*, sweet, + *kolla*, glue.]

glycoformal (gli-ko-for'mal). A mixture of glycerin and an aqueous solution of formic aldehyd; used as a disinfectant.

glycogelatin (gli-ko-jel'at-in). An ointment basis made of glycerin and gelatin.

glycogen (gli'ko-jen). A compound carbohydrate discovered by Claude Bernard, having the same percentage composition as starch ($\text{nC}_6\text{H}_{10}\text{O}_5$), occurring in the liver, in muscular tissue, in the placenta, and in great abundance in the embryonic tissues, especially in the early stages of development, before the liver is formed, also in new cartilage cells, and in leukocytes. Present in very small quantities in all animal tissues. It is converted by dilute acids and by amylolytic ferments into glucose. **g. dextrin**. Dextrin produced in the body by post mortem transformation of **g. hepatic**. **g. G.** formed in the liver, as distinguished from that found in the hepatic vein. **muscle g.** The variety of **g.** found in muscle. [Gr., *glykeros*, *glykus*, sweet, + *gennan*, to engender.]

glycogenesis. (gli-ko-jen'es-is). The formation of sugar or of glycogen in the organism, especially of glycogen in the liver.

glycogen'ic. Pertaining to glycogen or to the formation of it. **g. center**. See *diabetic center*, under *center*.

glycogenolysis (gli'ko-jen-ol'is-is). The process of conversion of glycogen to sugar (dextrose). It takes place in the liver under the influence of an enzyme in the liver cells.

glycol (gli'kol). 1. See *ethylene alcohol*, under *ethylene*. 2. As a generic term, any diatomic alcohol, derived from hydrocarbons of the fatty series.

glycoline (gli'ko-lën). "A purified petroleum oil, for use in atomizers."

glycolate. A salt of glycolic acid.

glycol'ic. Of or derived from glycol. **g. acid**. See under *acid*.

glycolysis (gly-kol'is-is). The destruction of the sugar contained in the blood, caused by the presence of some enzyme.

glycolytic (gli-ko-lit'ik). Digesting or hydrolyzing sugar. **g. enzyme**. The enzyme present in the blood or tissues which has the property of destroying the sugar. [Gr., *glykus*, sweet, + *lysis*, loosening.]

glycone (gli'kôn). A trade name for suppositories of glycerin.

glyconin (gli'ko-nin). An emulsion of yolk of eggs and glycerin; used as a cosmetic.

glycosuria (gli-ko-su're-ah). Syn.: *dextrosuria*. A pathological condition in

which there is glucose in the urine. **alimentary g.** Of Bernard, **g.** produced by the excessive consumption of starchy or saccharin food. **g. mellitura**. See *diabetes mellitus*. **temporary g.**, **transitory g.** **G.** existing for only a short time; it may be produced by certain foods, alcoholic beverages, or drugs, or occur during the course of certain diseases. [Gr., *glykus*, sweet, + *ouron*, urine.]

glycozone (gli'ko-zôn). A proprietary remedy asserted to act both internally and locally as a germicide and remedy in bacterial diseases; a clear, colorless liquid which is said to owe its efficacy to ozone which is developed.

glycychymus (gli-si-ki'mus). Insipid or oversweet chyme (i. e., when not properly mixed with bile). [Gr., *glykus*, sweet, + *chymos*, chyme.]

glycyl (glis'il). A dipeptid, $\text{NH}_2\text{CH}_2\text{CO-NH.CH(CH}_3\text{).COOH}$, one of the products formed by two amino-acids.

glycyl-d. alanin. A dipeptid, $\text{NH}_2\text{CH}_2\text{CO.NH.CH(CH}_3\text{).COOH}$, one of the products formed by the partial hydrolysis of milk with sulphuric acid.

glycylglycin (glis-il-glis'in). The simplest of the polypeptids, $\text{CH}_2\text{NH}_2\text{CONH.CH}_2\text{COOH}$. It belongs to the class of dipeptids, and by boiling with acids and by the action of certain enzymes it is converted into glycocoll (glycin).

glycyl-l. leucin. A dipeptid, $\text{NH}_2\text{CH}_2\text{CO.NH.CH(C}_6\text{H}_5\text{).COOH}$, formed by the partial hydrolysis of elastin.

glycyl-l. tyrosin. A dipeptid, $\text{NH}_2\text{CH}_2\text{CO-NH.CH(OH.P}_6\text{H}_4\text{CH}_2\text{).COOH}$, formed in the partial hydrolysis of milk with sulphuric acid. Trypsin and erepsin have the property of hydrolyzing it to glycocoll and tyrosin.

glycyltryptophan (glis'il-trip'tof-an). A dipeptid of glycyl and tryptophan. It does not give the color reaction with bromin water which is characteristic of tryptophan in the diagnosis of cancer of the stomach.

glycyrrhamarin (glis-ir-ram'ar-in). A bitter substance, $\text{C}_8\text{H}_{15}\text{NO}_{13}$, obtained in the purification of ammoniated glycyrrhizin. [Lat., *glycyrrhiza*, + *amarus*, bitter.]

glycyrrhëtin (glis-ir-rhe'tin). A bitter, resinous substance, $\text{C}_{18}\text{H}_{28}\text{O}_4$, produced by the decomposition of glycyrrhizic acid by means of diluted acids. [Gr., *glykus*, sweet, + *retine*, resin.]

Glycyrrhiza (glis-ir-rhi'sah). 1. A genus of papilionaceous plants, two species of which yield licorice root. 2. Of the U. S. Ph. and Br. Ph., the root of *G. glabra*, used as a demulcent and as a flavoring ingredient. **extractum glycyrrhizae**. Of the U. S. Ph., the commercial extract of the root of *G. glabra*, or licorice. **extractum glycyrrhizae fluidum** (seu *liquidum* [Br. Ph.]). A fluid extract of the root of *G. glabra* [U. S. Ph.]. **extractum glycyrrhizae purum**. Syn.: *extractum glycyrrhizae* [Br. Ph.]. A solid extract of the root of *G. glabra* [U. S. Ph.]. **G. aspera**, **G. asperima**. A species

found in southern Siberia, where the root is used like that of *G. glabra*. **G. glabra**. The chief source of licorice; a species growing in the warmer regions of Europe and central Asia. It is a demulcent, and is used in catarrhal enteritis. It is much employed to mask the taste of bitter or acrid drugs and to sweeten tobacco. **glycyrrhizae radix**. See *G.* (2d. def.) [Br. Ph.]. **mistura glycyrrhizae composita**. A mixture, also called brown mixture, containing extract of glycyrrhiza purum, sugar, powdered acacia, camphorated tincture of opium, wine of antimony, and spirit of nitrous ether [U. S. Ph.]. **pulvis glycyrrhizae compositus**. A preparation made by mixing washed sulphur, senna, licorice, sugar, and oil of fennel [U. S. Ph.], fennel fruit [Br. Ph.]. **trochisci glycyrrhizae et opii**. Of the U. S. Ph., troches containing extract of licorice and extract of opium. [Gr., *glykus*, sweet, + *riza*, a root.]

glycyrrhizin (glis-er-rhi'zin). Acid ammonium glycyrrhizate. **ammoniated g.** See *glycyrrhizinum ammoniatum* [U. S. Ph.].

glycyrrhizinum (glis-er-rhi-zin'um). See *glycyrrhizin*. **g. ammoniacale**, **g. ammoniatum**. A precipitate obtained from an ammoniacal percolate of licorice. **glymol** (gli'mol). A proprietary liquid petroleum.

glyoxylate (gli-ox'il-ät). A salt of glyoxylic acid.

Gmelin's reaction. A r. shown by biliary matter when 3 or 4 parts of urine are put into a conical glass vessel and 1 part of a mixture of equal parts of 25 per cent. nitric acid and red fuming nitric acid is poured slowly down the side of the vessel. Green, blue, violet, and yellow colors form where the acid collects at the bottom. **G's test for bile in urine**, see in *appendix*, page 894. **G's test for bile pigments**. By stratifying a solution of nitric acid containing some nitrous acid under an alkaline solution of bile, a series of colors is obtained at the junction of the two liquids in order from above downward, green, blue, violet, red, and reddish yellow. The reaction is due to the presence of the bilirubin in the bile. [*Leopold Gmelin*, Ger. physiologist, 1788-1853.]

Gnaphalium (naf-a'le-um). 1. Cudweed, petty cotton, everlasting; a genus of composite herbs. 2. *Antennaria dioica*. [Gr., *gnaphalion*.]

gnathic (na'thik). Of, or pertaining to, the cheek or jaw. [Gr., *gnathos*, jaw.]

gnathitis (na-thi'tis). Inflammation of the jaw, or of the adjacent soft parts. [Gr., *gnathos*, the jaw, + *itis*, inflammation.]

gnathostichis (na-thos'ki-sis). Cleft jaw. [Gr., *gnathos*, the jaw, + *schizein*, to split.]

Gnathostoma spinigerum (na-thos'to-mah spi-nij'er-um). Syn.: *G. robustum* and *G. siamense*. A species of the *Nematelminthes*, being a short worm with

bristles around the head, which produces hard nodules beneath the skin.

gnomaden (nom'a-den). The brain considered as an organ for "secreting" thought, imagination, etc. [Gr., *gnome*, reason, intellect, + *aden*, a gland.]

gnoscopin (nos'ko-pin). An opium alkaloid, $C_{22}H_{23}NO_7$, found in the purification of narcein.

Goa powder. See *chrysarobin*.

Godélier's law. The l. that tuberculous disease of the peritoneum is always accompanied by similar disease of the pleura. [*Charles Pierre Godélier*, Fr. physician, 1813-1877.]

goiter, **goitre** (goy'ter). An abnormal enlargement of the thyroid gland in the front of the neck; bronchocele; a disease endemic in Switzerland. **exophthalmic g.** Syn.: *Basedow's disease*, *Graves' disease*. A chronic glandular neurosis, occurring often in women, and characterized by enlargement of the thyroid gland, rapid heart beat, protrusion of the eyeballs, tremor, and various neurosthenic and vasomotor symptoms. [Fr., *goitre*, from the Lat., *guttur*, throat.]

gold. A metallic element known from the earliest times. It is a soft, bright yellow, lustrous substance, and is exceedingly tenacious, malleable, and ductile. It is not oxidized at any temperature by contact with water or oxygen, and is not attacked by any acids except selenic acid and a mixture which, like nitrohydrochloric acid, contains nascent chlorine. It is also attacked by alkalis. Symbol, Au (from *aurum*); atomic weight, 196.2. None of the salts of gold are of great therapeutic importance. **Figuiet's g. salt**. See *gold* and *sodium chlorid*. **fulminating g.** A compound of g. and ammonium, $Au_2O_3(NH_3)_4$. It was formerly employed as a diaphoretic. It is a greenish or brownish powder, exploding readily and with great violence on either heating or percussion. **g. and sodium chlorid**. Christien's (or Figuiet's) g. salt, $NaAuCl_4 \cdot 2H_2O$, forming bright yellow prismatic crystals, of saline taste, readily soluble in water. Its use has been suggested in tertiary syphilis. **g. bromid**. A compound of g. and bromin. See *g. tribromid*. **g. chlorid**. A compound of g. and chlorin. See *g. trichlorid*, which is the g. chlorid of the pharmacopeias. **g.-foil**. See *g. leaf*. **g. iodid**. A compound of g. and iodin. See *g. tri-iodid*, which is the g. iodid used in medicine. **g.-leaf**. Metallic g. in the form of very thin laminae. **g. monobromid**. Aurous bromid, AuBr, a greenish yellow, micaceous powder, insoluble in water. **g. monochlorid**. Aurous chlorid, AuCl, an unstable yellowish powder. **g. mono-iodid**. Aurous iodid. AuI, a lemon yellow crystalline body, which turns green on exposure to the air, at the same time decomposing with the deposition of metallic gold. **g. perchlorid**. See *g. trichlorid*. **g. sponge**. A porous and spongy form of metallic g. used by dentists; obtained by adding oxalic acid to a solution of g. chlorid, heating,

washing the deposit with hot water, drying on filtering paper, and then heating below redness till the particles cohere slightly. **g. terchlorid.** See *g. trichlorid.* **g. thread.** See *Coptis*. **g. tribromid.** Auric bromid; a black crystalline mass, AuBr₃, soluble in water. It forms with the bromin compounds of other metals double bromids called *bromaurates*, used like the monobromid. **g. trichlorid.** Auric chlorid, AuCl₃; formed by dissolving *g.* in nitrohydrochloric acid, or by the action of chlorin on *g.-leaf*. The anhydrous salts form reddish crystals. When combined with two molecules of water, AuCl₃+2H₂O, it forms deliquescent and efflorescent, dark yellowish red crystals, the *chlorure d'or* of the Fr. Cod. *G. trichlorid* occurs in combination with other chlorids, forming the *chloraurates*. **g. tricyanid.** Auric cyanid, Au(CN)₃; an unstable substance, forming large crystalline tablets readily soluble in water and alcohol. According to some writers, it occurs only in combination with hydrocyanic acid and other cyanids. **g. tri-iodid.** Auric oxid (or anhydrid), Au₂O₃, sometimes improperly called auric acid; a blackish brown powder occasionally used in medicine.

Golgi's corpuscles. Special tactile corpuscles, situated at the insertion of tendons and supposed to convey to the brain an estimate of the force with which the muscles contract. [*Canalio Golgi*, Ital. anatomist, born 1844.]

Goll's tract. Syn.: *fasciculus gracilis*. A tract in the posterior white column of the spinal cord, corresponding with the posterior median column. It can be traced only as far as the middle of the dorsal region. [*Friedrich Goll*, Swiss anatomist, 1829-1903.]

Goltz's statistical theory. A t. with reference to the function of the semicircular canals according to which, in every position of the head, pressure is exerted by the endolymph on some portion of the canals, the ampullar nerve terminations being thus excited and sensations of position transmitted to the cerebrum. [*Friedrich Leopold Goltz*, Ger. physician, born 1834.]

gom-enol. A volatile oil obtained from *Melaleuca viridifolia*.

gomphosis (gom-fo'sis). The variety of synarthrosis in which one of the articular elements is set firmly in a socket in the other, like a nail driven into a board. The only example is the articulation of the teeth with the maxillae. [Gr., *gomphos*, peg.]

gonarthrititis (gon-ar-thri'tis). Inflammation of the kneejoint; white swelling. [Gr., *gonu*, the knee, + *arthrititis*, arthritis.]

gonocystitis (gon-e-sis-ti'tis). Inflammation of the seminal vesicles. [Gr., *gone*, semen, + *kystis*, a bag, + *itis*, inflammation.]

gonocystolith (gon-e-sis'to-lith). A concretion in a seminal vesicle. [Gr., *gone*, semen, + *kystis*, bag, + *lithos*, a stone.]

gonopoiesis (gon-e-poy-e'sis). The production of the semen. [Gr., *gone*, semen, + *poiein*, to make.]

gonopoietic (gon-e-poy-et'ik). Of, or pertaining to, gonopoiesis.

goniometer (go-ne-om'tet-er). An apparatus for measuring angles, especially the angles of crystals. [Gr., *gonia*, angle, + *metron*, measure.]

goni'tis. Inflammation of the knee. [Gr., *gonu*, knee, + *itis*, inflammation.]

gono-, gon-. A prefix representing the Gr., *gone*, the combining form of *gonos*, *gone*, generation, offspring, semen.

gonoccele (gon'o-sel). A retention cyst of the testicle or the spermatic cord. [Gr., *gone*, semen, + *kele*, tumor.]

gonochorisis, gonochorismus (gon-okor'is-is, gon-okor-is'mus). Lit., separation of the sexes; in botany, the production or existence of that state in which the individual plant is unisexual; in biology, the process by which an hermaphroditic type develops into the sexual; in embryology, the conversion of the early and apparently hermaphroditic sexual organs into those proper to one sex. [Gr., *gonos*, progeny, + *chorisis*, or *chorismos*, separation.]

gonococcide (gon-o-kok'sid). Destructive to gonococci or an agent destructive to gonococci. [*Gonococcus*, + Lat., *caedere*, to kill.]

gonococci in vaginal smears, how to recognize, see in *appendix*, page 911.

gonococcus (gon-o-kok'kus). A biscuit-shaped diplococcus occurring within the cytoplasm of the pus cell and decolorizing by Gram's method. The organism is the cause of gonorrhoeal inflammation. [Gr., *gone*, semen, + *kokkus*, kernel, berry.]

gonorrhoea (gon-or-re'ah). Syn.: *clap*. A contagious inflammation of the mucous membrane of the urethra and surrounding structures caused by the gonococcus. The disease is generally transmitted by coitus, and is characterized by a mucopurulent discharge and by painful and difficult micturition. Complications in the male are chordee, prostatitis, epididymitis, salpingitis, orchitis, and cystitis. In the female, vaginitis, inflammation of the glands of Skene and of Bartholin, endocervicitis, cystitis, mastitis, and salpingitis. Arthritis and endocarditis may occur as complications in either sex. [Gr., *gonorrhoeia*, from *gonos*, semen, + *rein*, to flow, because it was formerly supposed that the discharge characteristic of the disease was semen.]

gonotoxin (gon-o-toks'in). The endotoxin of the gonococcus.

gout. A trade name for calcium peroxid (CaO₂).

gonyocèle (gon'e-o-sel). A tumor of the knee. [Gr., *gony*, the knee, + *kele*, a tumor.]

goose flesh. Syn.: *cutis anserina*. A puckering of the skin following exposure to cold, due to the contraction of the involuntary muscles of the skin.

Gordius (gor'de-us). The (horse) hair worms; a genus of threadlike nematoid

worms of the order *Gordiacea*, found in running water and so named from the knots into which their bodies are twisted. **G. aquaticus**. Syn.: *Filaria locustae*. A species found at first parasitic in insects and their larvae and subsequently free in water. When ingested, it causes inflammation of the parotid gland with abdominal symptoms. **G. equinus**. Syn.: *Filaria equi*. **G. marinus**. See *Spiroptera hominis*. **G. medinensis**. Syn.: *Filaria medinensis*. **G. pulmonis**. A species found in the bronchial tubes of pigs and occasionally infecting man. [*Gordius*, king of Phrygia, whose name is associated with the Gordian knot.]

gorget (gor'jet). A steel instrument having the form of a channel used in perineal lithotomy. [Fr., *gorgette*, from *gorge*, throat, because of the tubular shape of the instrument.]

gos'sum. See *goiter*.

gorgo'nin. The iodized albuminoid obtained from the *Gorgonia Cavalinii*.

Gossypium (gos-sip'e-um). 1. A genus of malvaceous plants. 2. Of the Br. Ph., absorbent cotton. **g. absorbens**. See *absorbent cotton*, under *cotton*. **gossypii cortex**. Cotton root bark. The fluidextract of cotton root bark is official in the U. S. Ph. **g. depuratum**. See *absorbent cotton*, under *cotton*. **g. fulminans**. See *pyroxylin*. **G. herbaceum**. Indian or American cotton plant; a species indigenous to Asia, where it has been known from the earliest ages. It is cultivated also in the southern United States. The leaves furnish cottonseed oil and, after the expression of the latter, are sold as oil cake (used for fattening cattle and as manure). **gossypii lana**. See *cotton*. **g. purificatum**. Absorbent cotton [U. S. Ph.]. **g. salicylatum**. See *salicylated cotton*. **lana gossypii, lanugo gossypii**. See *cotton*. **oleum gossypii**. A fixed oil expressed from cottonseed [U. S. Ph.]. **pili gossypii**. See *cotton*.

Göttinger's line. A line following the general direction of the upper margin of the zygoma.

Gouania (goo-an'e-ah). A genus of the *Rhamnaceae*. **G. domingensis, G. glabra**. Chaw stick; a climbing species found in the West Indies, where the juice is used as a tonic, and the wood, which is thought to be antiseptic, for tooth brushes, the end of a short piece of a twig being frayed out for the purpose. [*Gowan*, a French botanist.]

gouge (gowj). A surgical chisel, having a concave blade.

goundou (goon'doo). See *anakhre*.

gout (gowt). An acute or chronic diathetic disease manifested by the excessive formation of uric acid. Clinically, there are repeated attacks of acute arthritis most frequently localized in the joints of the toes. After a number of attacks, urate of sodium is deposited about the affected joints forming the so-called "tophi." **ab-articular g.** **G.** affecting other organs

than the joints. **acute g.** A specific febrile disorder characterized by non-suppurative inflammation of certain joints, chiefly of the hands and feet, and tending to culminate in a paroxysm at longer or shorter intervals, when various joints or parts of the body are apt to be affected. **chronic g.** A persistent constitutional affection, characterized by stiffness and swelling of various joints, with deposit of sodium urate. **guanin g.** See under *guanin*. **saturnine g.** Gouty symptoms induced by the defective elimination of uric acid in some cases of lead poisoning. [Old Fr., *goutte*, from the Lat., *gutta*, a drop, from the old humoral pathology, suggesting a dropping of morbid fluid into a joint.]

gout'y. Of, pertaining to, or affected with, gout.

Gowers' tract. Syn.: *fasciculus anterolateralis superficialis*. A tract formed of fibers derived from the posterior roots that, having crossed in the posterior commissure and been interrupted in nerve cells, collect in the lateral column to pursue a course to the cerebellum by way of the superior peduncle. [Sir William R. Gowers, Eng. neurologist, 1845-1914.]

gr. Abbreviation for the Lat., *granum*, a grain. Care should be used to avoid confusion with *gm.*, the abbreviation for *gram*, when written carelessly.

graafian. Described by *Reijnier de Graaf, g. vesicle*. See under *vesicle*.

gracilis (gras'il-is). See *table of muscles*, under *muscle*.

gradatim (gra-da'tim). Gradually.

grad'uate. In pharmacy, a graduated glass vessel.

graduated (grad'u-a-ted). Divided into degrees; of a vessel, marked with a scale showing the amount of liquid it holds when the surface of the liquid is at a certain point. **g. for delivery**. Of a vessel, g. so as to indicate directly the amount of liquid discharged from it, when its contents are allowed to run out, as with pipets. **g. for the contents**. Of a vessel, g. so as to indicate the volume of the contents when it is filled up to the level of any given one of the lines on its circumference, as with flasks. [Lat., *gradatus*.]

gradua'tion. The process of marking a vessel or tube with a graduated scale. **g. of salt waters**. The concentration of brines by freezing, boiling, or by evaporating without the aid of heat.

Græfe's knife (gra'feh). A narrow-bladed knife, used in making a section of the cornea. **G's sign**. See *G's symptom*. **G's symptom**. In exophthalmic goiter the upper eyelid does not follow promptly and evenly the movement of the eyeball downward but halts or moves jerkily. [*Albrecht von Græfe*, German ophthalmologist, 1828-1870.]

graft. In surgery, a portion of living tissue transplanted from one place to another on the same or on another organism with a view to its adhesion and growth. [A modification of *graff*, from the Old Fr., *grafe*, stylus, pencil.]

grafting. The operation of inserting a graft. See *skin grafting*, under *skin*.

Graham's law. The l. that the rate at which a gas diffuses through a porous membrane is inversely proportional to the square root of the density of the gas. [Thomas Graham, Eng. chemist, 1805-1869.]

Grahe's test. A t. for distinguishing genuine from false cinchona barks, the vapor of the former being carmin and that of the latter brown when heated in a t. tube.

grain. 1. A seed; a fruit, especially of the cereals. 2. A weight; 0.065 gram. See *table of weights and measures*, in appendix. 3. The direction of the fibers or layers of a solid substance. [Lat., *granum*.]

gram, gramme. The unit of weight of the metric system, representing the weight of 1 c. c. of water at 4° C. One gram equals 15.43 grains. See *table of weights and measures*, in appendix. [Gr., *gramma*, a small weight.]

graminivorous (gram-in-iv'or-us). Grass-eating. [Lat., *gramen*, grass, + *vorare*, to devour.]

gram-ion (gram-i'on). The gram weight of an ion numerically equal to the atomic weight of the ion.

gram-molecule (gram-mol'ek-ül). The gram quantity of a substance equal to its molecular weight.

Gram's stain for sputum, see in *appendix*, page 903.

grana'tim. By grains (said of medicines given in doses of one or more grains).

gran'atin. 1. A sweetish crystalline substance, similar to mannite, found in the root bark of *Punica granatum*. 2. A crystalline substance found in the rind of the unripe fruit of the pomegranate.

Grana'tum. 1. A genus of plants now referred to *Punica*, especially *Punica g.* 2. Of the U. S. Ph. the bark of the root of *Punica g.* **cortex fructus granati.** Syn.: *g. cortex fructum*. The rind of the fruit of *Punica g.* **granati cortis.** See *Granatum* (2d def.) [U. S. Ph.]. [Lat., *granum*, a grain.]

Gran'cher's sign. A raised pitch of the expiratory murmur, indicating pulmonary consolidation. [Jacques Joseph Grancher, Parisian physician, born 1843.]

Gran'deau's test. A t. by which the presence of digitalin is shown by the rose color produced by introducing bromin into their solution in concentrated sulphuric acid.

grand mal (grahnd mahl). Major epileptic attacks.

gran'ular, gran'ulated. Containing, bearing, or composed of granules; roughened by small prominences.

granula'tion. 1. The process of reducing a substance to a granular state or of forming it into granules, also the formation of g's (2d def.). 2. In the pl., g's, the mass of vascular, luxuriant embryonic connective tissue that forms in the process of healing of an open wound or an ulcer; so called from its granular surface. 3. In the pl., g's, pathological granular masses.

catarrhal g's. G's in which there are hypertrophy of the papillae and serous infiltration of the submucous tissue. **cerebral g's.** See *pacchionian bodies*. **conjunctival g's.** Bodies resembling g's occurring in the conjunctiva, as in trachoma. **croupous g's.** G's covered with a grayish yellow film composed of indifferent cells held together by fibrinous material. The condition is probably a purely local one, having no analogy with croup except in the appearance. **erethistic g's, erethitic g's.** G's (2d def.) in which hemorrhage and great pain are caused by slight irritation. **exuberant g's.** See *fungous g's*. **fatty g's.** G's that have undergone fatty degeneration. **fibroid g.** See *milk spot*, under *spot*. **fungous g's.** Large, pale, gelatinous, exuberant g's (2d def.) secreting a thin mucopurulent matter. **g. tissue.** A form of tissue made up of young connective tissue cells and freshly formed capillaries whose coils give it a granular appearance. **melanic g.** The proliferation of melanosis between the connective tissue fibers and cells. **meningeal g's.** See *pacchionian bodies*. **miliary g's.** Miliary tubercles. **pacchionian g's.** See *pacchionian bodies*, under *pacchionian*. **spongy g's.** A form of fungous growth presenting macroscopically a spongy appearance. **trachoma g's.** 1. A name given to the papillary growths in trachoma, which are really hypertrophies of the conjunctiva, from their resemblance to g's (2d def.). 2. The accumulation of lymphoid cells found in the conjunctiva in trachoma. **vitelline g's.** See *vitelline granules*, under *granule*. [Lat., *granulatio*, from *granulum*, a small grain.]

gran'ule. A small grain. 1. In histology, (a) a minute mass in a cell, or in ground substance, which has a determinate outline, but no apparent structure; (b) any minute mass (e. g., the small celllike bodies in the so-called granular layer of the cerebellar cortex, the acini of the thymus gland, lymph corpuscles, etc.); (c) the nodal or crossing points of a nuclear or intracellular reticulum or the fibrils of such a reticulum seen endwise. 2. In pharmacy, a small globule, generally composed of sugar and gum tragacanth, combined with a medicinal substance. **agminated g's.** Small round or angular protoplasm particles found in the blood; supposed to be disintegrated red blood corpuscles. **Bütschli's g's.** See under *Bütschli*. **carbohydrate g's.** Particles of carbohydrate substance in the cells or fluids of the body in course of assimilation or disassimilation. **central g.** See *centrosome*. **chromatic g's.** Chromatin g's within cells or nuclei or free in some liquid. **elastin g's.** G's of elastic substance, sometimes fused so as to form fibers or membranes. **fatty g's.** Particles of a fatty nature, present in a cell in course of assimilation or in a cell undergoing fatty degeneration, or produced by a cell in process of forming a

fat cell. **gustatory g's.** Minute nuclear masses found in the gustatory papillae. **lymph g's.** See *lymph corpuscles*, under *corpuscle*. **osseous g's.** The minute g's of inorganic matter deposited in the animal matrix of the bones. **pigment g's.** Particles of coloring matter found especially in pigment cells. **proteid g's.** Minute particles of proteid substance in the liquids or cells of the body, on the way to either assimilation or disassimilation. **seminal g's.** Minute particles found in semen, supposed to be derived from the disintegrated nuclei of the nutritive cells of the seminiferous tubules. **starch g's.** The separate g's of which starch is composed, consisting of a series of more or less concentric layers disposed about a nucleus or a hilum. **vitelline g's, yolk g's.** Albuminous g's or spherules found in the vitellus and collectively forming the nutritive yolk. Also called *vitelline corpuscles*. **zymogen g's.** G's in the cells of the pancreas which are supposed to give rise to the pancreatic ferments. [Lat., *granulum*, dim. of *granum*, kernel.]

gran'ulo-ad'i'pose, gran'ulofat'ty. Containing or composed of fat granules in tissues undergoing fatty degeneration; the cells that contain more or less numerous fat granules are called g.

granulo'ma. A productive granular growth, produced by such organisms as *Bacillus tuberculosis*, *Treponema pallida* of syphilis, *Bacillus lepra*, *Bacillus mallei* of glanders, and the *Actinomyces bovis* of actinomycosis. They are usually formed of lymphoid and epitheloid cells, and often contain giant cells. The class is called the infectious granulomata. **g. fungoides.** Syn.: *fibroma fungoides*. See *mycosis fungoides*. **g. iridis.** A small non-malignant tumor of the iris, composed of a highly vascular small-celled, fibrillar (sarcomalike) tissue. **g. of the umbilicus.** See *fungous excrescence of the umbilicus*, under *excrescence*. [Lat., *granulum*, a little grain, + Gr., *oma*, tumor.]

granulose (gran'u-lôs). A carbohydrate forming that portion of the starch granule which is soluble in water.

granulos'ity. A mass of granular tubercles. [Lat., *granulum*, a small grain.]

gr'num. A grain, seed, or berry. **grana fina.** See *coccionella*. **grana paradisi.** The unripe seeds of *Amomum granum Paradisi* and of *Amomum Melegueta*. They are feebly aromatic, and very pungent in taste. They contain resin and a faintly yellowish aromatic essential oil, not acrid. They are used chiefly in veterinary medicine and to give pungency to liquors. **imperial g.** A proprietary food in which a large part of the starch of wheat flour is converted into dextrin. [Lat., *granum*, a grain.]

grape-cure. See *ampelotherapy*.

-graph, -grapher. A suffix from the Gr., *graphein*, to write.]

graphic (graf'ik). 1. Of, or pertaining to, writing or recording, especially to the art

or process of making automatic tracings or other marks showing the degree, rhythm, etc., of phenomena (e. g., a sphygmogram). 2. Having the quality of presenting a thing to the perception with great clearness. [Gr., *graphein*, to write.]

graphite (graf'it). Black lead; an allotropic form of carbon occurring in nature in the form of nodules, or of large compact masses. **g. bath.** A substitute for the sand bath in pharmaceutical operations, in which g. takes the place of sand, recommended by Kristalta as being a better conductor of heat than sand. [Lat., *graphites*, from Gr., *graphein*, to write.]

graph'ites. See *graphite*. **g. depuratus.** Graphite purified by being reduced to a very fine powder, then boiled with water and digested with nitrohydrochloric acid, and lastly washed with water and dried [Ger. Ph.].

-graphy. A suffix from the Gr., *graphia*, denoting processes or styles of writing.

graphology (graf-o'lo-je). The science of diagnosing diseases, such as aphasia, locomotor ataxia, etc., by the person's handwriting. [Gr., *graphe*, handwriting, + *logos*, understanding.]

grat'ing. 1. (Adj.) of sounds, harsh, as when two hard, rough objects are moved upon each other. 2. (N.) a sound of that sort. 3. (N.) a latticework; in optics, a glass minutely furrowed with fine parallel rulings, acting to produce dispersion of light rays.

Gratiolet's fasciculus (grah-ti-o-lâz' fak-ik'u-lus). A tract of nerve fibers extending between the cerebellum and the occipital lobe. [Louis Pierre Gratiolet, Fr. anatomist, 1815-1865.]

gratiolin (gra-te'o-lin). A glucosid, C₁₂H₂₂O₁₁ or C₁₀H₁₈O₁₄, discovered in *Gratiola officinalis*.

grattage (grat-ahzh'). Removal of granulations by a stiff brush. [Fr.]

gravedo (gra-ve'do). Nasal catarrh.

grav'el. Urinary crystals and urinary salts which can be recognized by the naked eye. Distinguished from stone or calculus only by the small size. Also the condition of which gravel is characteristic. [Old Fr., *gravelle*, or *gravelle*, coarse sand.]

Graves' disease. See *exophthalmic goiter*. [Robert James Graves, Dublin physician, 1797-1853.]

Graves' speculum. A form of bivalve vaginal speculum that can be changed into a Sims' speculum.

grave-wax. See *adipocere*.

grav'id. Pregnant; heavy with young. [Lat., *gravidus*, from *gravis*, heavy.]

grav'id'ity. Pregnancy. [Lat., *graviditas*, pregnancy.]

gravimeter (grav-im'et-er). An instrument for determining specific gravities; particularly a modification of Nicholson's hydrometer, devised by Guyton-Morveau. [Lat., *gravis*, heavy, + *metron*, a measure.]

gravimet'ric. Pertaining to the measurement of specific gravities or weights. See *g. analysis*, under *analysis*.

gravim'etry. The measurement of weights or specific gravities.

- gravita'tion.** 1. The force by virtue of which every particle of matter attracts every other particle of matter with an intensity directly proportionate to the mass of the attracting particles and inversely proportional to the square of the distance of the body attracted. 2. Movement in accordance with gravity (e. g., the sinking downward of a collection of pus). **terrestrial g.** The force of g, as limited to the action of the earth; the force by virtue of which all bodies tend to fall toward the earth. **universal g.** See g. [Lat., *gravitas*, weight.]
- grav'ity.** 1. The state of being heavy. 2. The state of being grave. 3. See *gravitation*. **specific g.** The ratio of the weight of any body to the weight of the same volume of some other body taken as a unit or standard. [Lat., *gravitas*, from *gravis*, heavy.]
- gray.** Having the color of black or brown mixed with white. **g. matter.** Nerve tissue containing many neuron cell bodies, and therefore presenting a grayish hue. In the brain, the gray matter is disposed on the outer surface of the convolutions and in the basal ganglia and nuclei; in the spinal cord it is arranged in the interior in a form like the letter H on cross-section. [Ang.-Sax., *græy*.]
- green.** 1. Having a color intermediate in the spectrum between blue and yellow, afforded by rays of wave length between .000491 and .000535 mm. 2. Unripe. 3. As a n., a g. color or pigment, also anything of a g. color. **visual g.** A greenish pigment found in rods in the retinae of frogs and other reptiles. [Mid. Eng., *grene*, from Ang.-Sax., *grēne*.]
- Green's operation.** 1. An operation for ectropion. 2. An operation for readjustment of levator palpebrae. [John Orne Green, Boston ologist, living.]
- green stain.** In dentistry, fungoid deposits upon the enamel surface of teeth, most commonly at their cervicolabial portions.
- Green's test objects.** A series of t. diagrams for the determination of astigmatism. The one probably most frequently used consists of a circle traversed by a set of twelve triple lines, like the spokes of a wheel, the figures being placed at the extremity of the sets of lines. Each line is designed to be distinctly seen at a distance of about 20 feet. The circle is 12½ inches in diameter.
- green stick fracture.** Syn.: *incomplete fracture*. A crack involving only a portion of the thickness of a bone.
- greffotome** (grɛf'fo-tōm). A lance-shaped knife, concave on one face, with cutting edges for removing grafts. [Fr., *greffe*, a graft, + Gr., *temnein*, to cut.]
- Gregarina** (greg-ar-i'nah). A genus of parasitic protozoa, belonging to the phylum *Telesporidia* and the order *Gregarinida*. They have no motile organs and are reproduced by simple or multiple spore formation, being parasitic in many insects. [Lat., *grex*, a herd.]
- Gregory's powder.** The official compound powder of rhubarb composed of 5 parts of rhubarb root and 2 of ginger, each in No. 60 powder, and 13 of calcined magnesia. [James Gregory, Scotch physician, 1753-1822.]
- Griffith's mixture.** See *mistura ferri composita*, under *ferrum*. **G's pills.** See *pilulae ferri carbonatis*, under *ferrum*. [Robert Eglesfeld Griffith, Amer. physician, 1798-1850.]
- Grindelia** (grin-de'le-ah). A genus of *Compositae* of which *G. robusta* has been used as a stimulating expectorant.
- grinding** (grind'ing). 1. The process of reducing a substance to powder by attrition. 2. The act of rubbing two surfaces (e. g., those of the opposing teeth) together.
- grip, grippe.** 1. Abbreviation of French name for influenza. 2. A seizure, a hold upon a subject.
- gripe.** An intermittent spasmodic pain in the bowels. Generally used in the plural. [Old Northumb., *griþpa*, to grasp.]
- Groc'co's sign.** The triangle of dullness often observed in cases of pleural exudate on the opposite side of the spinal column from the side of the chest in which the effusion has occurred. [Pietro Grocco, Italian physician.]
- groin.** The lowest segment of the abdominal wall at junction with thigh. [Ice., *grein*, branch.]
- groove.** A linear depression or excavation; a long superficial furrow or narrow channel. **anal g.** A g-like depression in the embryo at the point where the anus is afterwards situated. **anterolateral g.** A longitudinal furrow on the side of the spinal cord. **auriculoventricular g.** A transverse groove upon the surface of the heart, which indicates the separation into auricular and ventricular portions. **bicipital g.** A g. in the superior part of the anterior aspect of the humerus, which lodges the long tendon of the biceps muscle and part of the tendon of insertion of the latissimus dorsi. **carotid g., cavernous g.** A broad, shallow depression upon the lateral surface of the body of the sphenoid bone, which lodges the internal carotid artery and the cavernous sinus. **dental g.** A minute g. along the middle line of the free surfaces of the jaw, which gives rise to the common enamel organ. **dorsal g.** See *medullary g.* **g's for the lateral sinuses.** Deep transverse g's on the inner surface of the skull which lodge the lateral sinuses. **intestinal g.** A g. or furrow in the median plane of the embryo, formed by the approximation of the two lateral folds of the splanchnopleure. **medullary g.** Syn.: *dorsal g.* A deep longitudinal g. on the dorsal surface of the embryo, which is subsequently converted into the medullary tube. **musculospiral g.** A shallow, oblique depression on the shaft of the humerus, which lodges the musculospiral nerve and the superior profunda vessels. **nasal g's.** In the embryo, g's leading from the mouth to the nasal bones. Also a g. upon the inner surface of the nasal bone which lodges

a branch of the nasal nerve. **olfactory g.** A deep depression on the cribriform plate of the ethmoid bone which lodges the olfactory bulb. **optic g.** The shallow g. upon the upper surface of the sphenoid bone, in which the optic chiasma rests. **posterolateral g.** A furrow on each side of the spinal cord corresponding with the line of attachment of the posterior roots of the spinal nerves. **primary g.** See *dental g.* **primitive g.** A g. that forms in the primitive streak of the blastoderm and is the precursor of the medullary g. **subclavian g.'s.** Two shallow depressions on the superior surface of the shaft of the first rib to which the scalenus anticus muscle is attached. One of them lodges the subclavian vein and the other the subclavian artery. [Ang.-Sax., *grof*, pit, from *grafan*, to dig.]

grooved tongue. See *furrowed tongue*, under *separate heading*.

ground itch. Dermatitis due to the invasion of the skin by the larvae of *Uncinaria duodenale*. See *uncinariasis*.

growth. 1. The process of increase in size and development. 2. An adventitious structure (e. g., a tumor). **pearly g's on the membrana tympani.** Certain rare epithelial formations, either single or multiple, on the membrana tympani. **warty g's in the choroid.** Circumscribed, isolated spots of thickening on the lamina vitrea of the choroid, which project toward the retina. They usually occur in old age. [Icel., *grohr*, *groa*.]

Grüening's magnet. A m. for removing particles of steel or iron from the eye. It consists of a number of magnetized steel rods, separated from each other, but in close proximity, and fitted at their ends with iron caps. One of these caps is provided with a delicate point of malleable iron, 32 mm. long, 1 mm. wide, and 0.3 mm. thick, which sustains with ease a weight of 225 grains.

gruff. That portion of a mass which, after trituration in a mortar, remains unground. **gruffs.** The coarse part of a drug.

gru'mose. Formed of coarse clustered granules; a term used in bacteriology to describe the appearance of certain colonies under the microscope.

grumous (gru'mus). Lumpy.

gru'tum. Another name for *milium*. See *milium*.

gryochrome (gri'o-krôm). A term used by Nissl to distinguish a nerve cell with fine granular staining matter in the cell body.

gryopsis (grip-o'sis). Abnormal curvature. [Gr., *grypsis*, a crooking.]

gtt. An abbreviation for the Lat., *guttae*, drops.

guachamacin (gwah-cham/as-in). An alkaloid obtained from guachamacá, possibly identical with curarin.

Guaiaac (gwi'ak). The genus *Guaiaecum*, especially *Guaiaecum officinale*; also g. resin. **g. resin** [U. S. Ph.]. **guaiaeci resinae** [Br. Ph.]. The resin of the wood of *G. officinale*. It is reputed to be diaphoretic

and alterative. In large doses it is purgative and is said to promote the action of the kidneys, if the patient is kept cool during its administration. **g. wood.** The heart wood of *G. officinalis* and *G. sanctum*. Its medical properties depend upon the resin which it contains. [Lat., *guaiaecum*.]

guaiaecodein (gwi'ah-ko-de'in). Codein-ortho-guaiaecol-sulphonate, $C_{22}H_{20}O_6NS$. Its actions and uses are those of codein, the amount of guaiaecol being too small to induce its effects.

guaiaecol (gwi'ak-ol). Methyl catecol, $OH_5H_4O.CH_3$. An ether present in the distillation product of beechwood. **g. benzoate.** Syn.: *benzosol*. The g. ester of benzoic acid. It has been used in tuberculosis. **g. biniodid.** A reddish brown powder, $C_7H_5I_2O_2$; used in tuberculosis. Dose, 5-10 gr. **g. cacodylate.** A reddish, crystalline compound; used hypodermically in phthisis. **g. carbonate.** Syn.: *duotal*. *Guaiaecolis carbonas* [U. S. Ph.], $(C_8H_7OCH_3)_2CO_3$. A white powder, which, when taken internally, has practically the same action as guaiaecol. **g. cinnamate.** See *styracol*. **g. methyl gly'colate.** See *monotal*. **g. salicylate.** The g. ester of salicylic acid. It is a white powder, used as an intestinal antiseptic. **g. sa'lol.** Guaiaecol or guaiaecyl salicylate, $C_{14}H_{12}O_4$. It has the actions and uses of its constituents. **g. valerate.** Syn.: *geosate*. The g. ester of valeric acid. Used in tuberculosis.

Guaiaecum (gwi'ak-um). 1. A genus of resinous trees or shrubs. 2. Of the U. S. Ph., *G. officinale*; also *guaiaec resin*. **g. blood test.** See *separate heading*. **guaiaeci lignum.** See *guaiaec wood*, under *Guaiaec*. **G. officinale.** A tree growing in the West Indies and on the northern coast of South America. It is one of the sources of guaiaec wood, and the chief, if not the sole, source of guaiaec resin. **G. sanctum.** A species much resembling *G. officinale*, found in southern Florida and the West Indies. It yields the excellent guaiaec wood imported from the Bahamas, and also some of the official guaiaec resin. **mistura guaiaeci.** A mixture containing guaiaec resin suspended in cinnamon water [Br. Ph.]. **tinctura guaiaeci.** Of the U. S. Ph., a solution of guaiaec resin in alcohol. **tinctura guaiaeci ammoniata.** A preparation made by dissolving 1 part [U. S. Ph.] (or 4 oz. [av.] [Br. Ph.]) of guaiaec resin in sufficient aromatic spirit of ammonia to make 5 parts [U. S. Ph.] or 20 fl. oz. [Br. Ph.]; or by adding aqua ammonia to an extemporaneously made tincture of guaiaec resin. **trochiscus guaiaeci resinae.** Lozenges made with 3 grains of g. resin [Br. Ph.].

guaiaecum blood test. A colorless mixture of ozonized turpentine and tincture of guaiaecum, which, when treated with blood pigments is changed to a bluish green or blue color at the surface where the two liquids meet.

guaiaecyl (gwi'as-il). A calcium compound

of guaiacol-sulphonic acid; a local anesthetic.

guaiamar (gwi'am-ar). Guaiacol-glyceryl-ester, $C_{20}H_{34}O_4$; it liberates guaiacol in the gastro-intestinal tract. It is also used externally in the form of an ointment.

guaiaperol (gwi-ap'er-ol). A synonym for piperidin guaiacolate; used in tuberculosi.

guaiaquin (gwi'ah-kwin). Quinin guaiacol-bisulphonate, an odorless substitute for guaiacol.

guaiethol (gwi-eth'ol). An ethyl substitution product of guaiacol.

guanase (gwan'as). An enzyme present in a number of glands that has the property of converting guanin into xanthin with the formation of ammonia.

guanidin (gwan'id-in). Imido-urea, $NH_2 \cdot C : NH \cdot NH_2$, a basic and hygroscopic substance, present in beet sugar molasses.

guanin (gwan'in). $C_5H_5N_5O$, a leukoain present in the various viscera and pathologically in the muscles, ligaments, and joints of swine suffering from g. gout. It is one of the purin bodies derived from the nucleus of the various tissue cells and may accumulate in the blood from diminished oxidation as one of the causes of gout. g. **gout**. A pathological condition in pigs, in which g. is deposited in the tissues of the body.

guano (gwah'no). A substance found on the islands off the western coast of South America, consisting chiefly of the excrement of birds mixed with feathers, bones, and various other organic remains. It is one of the sources of nitric acid. [Sp., from the old Peruvian, *huano*, dung.]

guanosin (gwan'o-sin). $C_5H_9O_4 \cdot C_6H_7N_5O$, a nucleosid which contains one proteose group (d-silose) in combination with one guanin group.

guarana (gwah-rah'nah). Syn.: *pasta g.* Brazilian cocoa, g. bread; a dried paste made from the crushed or ground seeds of *Paullinia sorbilis*. The Guarani of South America mix the seeds with cassava root (manihot) meal and water, forming the paste into small cones, which are dried and preserved for use. It has been employed in various diseases, but is now chiefly used in migraine. **elixir of g.** A mixture of 20 parts of fluidextract of guarana with aromatic elixir and compound elixir of taraxacum. **extractum guaranae fluidum**. Fluidextract of guarana [U. S. Ph.]. [*Tupi guarani*, the name of the plant.]

guard (gard). A protective appliance (e. g., for limiting the depth to which a cutting instrument can penetrate).

guavacin (gwav'as-in). A crystalline principle, $C_8H_8NO_2$; an anthelmintic.

gubernaculum (gu-ber-nak'u-lum). A common saclike membrane surrounding the generative buds. g. **dentis**. A bundle of strong fibrous tissue, extending from the apex of a permanent tooth to the gum. g. **Hunteri**. See *g. testis*. g. **testis**. A general term for those structures which are supposed to guide the testicle from the abdomen into the scro-

tum. [Lat., *gubernaculum*, helm, from Gr., *kubernan*, to steer.]

Gubler's reaction. The production of a brown color by gradually adding nitrosotric acid to urine; said to be characteristic of hemapheic jaundice. **G's tumor**. A tumor at the back of the carpus, sometimes observed in plumbism. [*Adolphe Gubler*, Fr. physician, 1821-1870.]

Gudden's law. The l. that lesions of the cerebral cortex do not produce lesions of the peripheral nerves. [*Bernhardus von Gudden*, Ger. neurologist, 1824-1886.]

guillotine (gil'lo-ten). A surgical instrument like a decapitating machine cutting off protuberant parts, chiefly enlarged tonsils. [Fr.]

guinea worm. See *Dracunculus* and *Filaria medinensis*.

gujasanol (gu-jan'an-ol). The hydrochlorid of diethylglycocoll guaiacol, $C_{12}H_{18}HO_2$. Guaiacol is split off in the organism and it is antiseptic and anesthetic.

gul'let. The esophagus; the throat, the neck. [Old Fr., *goulet*, mod. Fr., *gueule*, mouth, jaws, chops.]

gum. 1. A thick, viscid, tenacious plant exudation which hardens on exposure to the air into a transparent amorphous vitreous mass, distinguished from a resin by being insoluble in alcohol, soluble in water and forming a muclage with it, or at least being softened by it. See *g. resin*. 2. Caoutchouc; used in this sense especially in composition. 3. The fibrous and mucous structure overlying the alveolar processes of the maxillary bones; often used in the plural. **acaroid g.** See *acaroid resin*. **African g.** See *Kordofan g.*, *Senegal g.*, and *Cape g.* **amrad g.** A substitute for g. arabic introduced into England from the East Indies in three qualities—common red, glassy, and pale. **artificial g.** See *dextrin*. **Australian g.** 1. A variety of g. arabic derived from *Acacia decurrens*, *Acacia homalophylla*, and *Acacia pycnantha*. It forms rough globular or oblong fragments of light or dark yellowish color. It is entirely soluble in water, and makes a very strong muclage. 2. Acaroid resin. **Barbary g.** A variety of g. arabic produced by *Acacia nilotica* and *Acacia gummifera*. **British g.** See *dextrin*. **Cape g.** A variety of g. arabic derived from the Cape of Good Hope; the spontaneous exudation of *Acacia horrida*. **East Indian g.** 1. The g. of *Feronia elephantum*. It contains much bassorin, and occurs in commerce mixed with g. arabic. 2. A variety of g. arabic imported from East India. **eucalyptus g.** See *red g.* **Gedda g.** An inferior variety of g. arabic brought from Jidda, Arabia, but originally from the Somali coast of eastern Africa. **g. arabic**. The concrete juice of *Acacia vereh*, and other species of *Acacia*; usually limited to that variety imported from Arabia or neighboring portions of Africa (true *g. arabic*). It is used as a demulcent and a vehicle. **g. resin**. A mixture of a solid vegetable principle consisting of a g.

and a resin (often united with a volatile oil) contained in the milky juice of plants. The g. resins are medicinally important, comprising various antispasmodics, cathartics, etc., such as galbanum, asafetida, myrrh, gamboge, etc. See *balsam. g. tragacanth. See tragacanth. hog g.* The g. of *Moronebea coccinea*, employed in Jamaica, mixed with lard, wax, and rosin, for the same purposes as Burgundy pitch. **India g.** A commercial name for a variety of g. arabic exported from India. **Jidda g., Jiddah g.** See *Gedda g.* **Kordofan g.** The best sort of g. arabic, collected west of the White Nile in Kordofan, Africa, and imported by way of Cairo and Trieste. **mesquite g.** The product of *Prosopis juliflora*, found in New Mexico, Texas, and other neighboring regions. **mineral g.** A solution of aluminum phosphate in sulphuric or phosphoric acid; used as a substitute for acacia. **Mogador g., Morocco g.** See *Barbary g. red g.* 1. A variety of Australian kino, derived probably from *Eucalyptus corymbosa*. 2. See *Gedda g.* **Savikim g.** See *Suakim g.* **Senegal g.** A generic name for the different g's resembling true g. arabic, derived from *Acacia verek* and *Acacia Adamsonii*, and exported from Senegambia. **Sennaar g., Sennari g.** An excellent variety of g. arabic obtained from places between Sennaar and the Red Sea. **spruce g.** The g. of the spruce tree. **starch g.** See *dextrin.* **Suakim g., Suakin g.** A variety of g. arabic exported from Alexandria, derived from *Acacia stenocarpa* and *Acacia Seyal.* **sweet g.** The resin of *Liquidambar styraciflua.* **Turkey g.** Arabian g. arabic imported by way of Turkey or other Mediterranean countries. **wattle g.** See *Australian g.* (1st def.). [Mid. Eng., *gomme, gumme.*]

gum'boil. An obsolete term for alveolodental abscess.

gum'ma, pl., gummata. An infectious granuloma present in the tissues and the viscera in the tertiary stage of syphilis. [Lat., *gummi, gum.*]

gum'matous. Of the nature of a gumma. [Lat., *gummatous.*]

gum'mi. Gum, especially gum arabic, and, in German writings, also caoutchouc. African gum.

gum'mous. 1. Containing, abounding in, or of the nature of gum. 2. See *gummy.*

gum'my. Of the nature of gum, sticky; also swollen, puffy.

gun-cotton. See *pyroxylin.*

gune. Another name for *tinea imbricata.* See *tinea.*

Gunning-Lieben's acetone reaction. Performed by gently heating an alcoholic solution of ammonia containing iodine with the solution to be tested. If acetone is present, iodoform is deposited on standing.

gun'shot. Produced by the discharge of a gun; said of injuries.

Günzberg's test for free HCl in examinations of stomach contents, see in *appendix, page 904.* **G's test for free**

hydrochloric acid. This test consists of evaporating a few drops of the gastric juice with a few drops of Günzberg's reagent, namely, 1 gr. vanillin, 2 grs. phloroglucin, 100 c.c. of alcohol, on a water-bath. If free hydrochloric acid is present a brilliant purple color is obtained.

gusta'tion. The sense of taste. [Lat., *gustatio, from gustare, to taste.*]

gus'tatory. Pertaining to the sense of taste. **g. center.** See *taste center*, under *center.*

gut. See *intestine. blind g.* See *cecum. foreg.* See *proso-gaster. hindg.* That portion of the embryonic alimentary canal from which the colon, vermiform appendix, rectum, and anus are developed. **midg.** See *mesogaster. postanal g.* In embryology, the prolongation of the alimentary canal into the tail posterior to the anus. **subcecal g.** See *post-anal g.*

gut'ta (gut'tah). 1. See *drop* (1st def.). 2. See *gamboge.* 3. Of Baumhaur, pure g.-percha as it issues from the tree; a body, C₁₀H₁₆, by the oxidation of which the different bodies constituting g. percha are produced.

gut'ta-percha (gut'tah-pur'chah). The concrete juice of the *Sapotaceae*, especially that of *Islandra gutta.* It is used as a waterproof covering and insulating material. **g.-p. paper, g.-p. tissue.** G.-p. rolled into thin, transparent, very flexible sheets; used as a protective covering against evaporation and a waterproof covering in surgical dressings. **liquor gut'ta-perchae.** Syn.: *traumaticum.* A solution of g. p., chloroform (commercial chloroform) [U. S. Ph., 1880]. [Malay, *gatah, gum, + perchah, the tree from which it is produced.*]

gut'tate. Having rounded, drop-shaped spots. [Lat., *guttatus, from gutta, a drop.*]

gutter. A water-course, natural or artificial. In surgery, an angular trough, made of galvanized wire or tin, to fix the fragments of a fractured humerus. [Old Fr., *gutierte, mod. Fr., gouttiere, drip, eaves, roof, gutter.*]

gut'tural. 1. Pertaining to the throat; formed in the throat. 2. As a n., a letter denoting a sound formed in the throat. [Lat., *gutturialis.*]

gymnasium (jim-na'se-um). 1. A place furnished with apparatus for systematic muscular exercise. 2. Also, of the ancients, gymnastics. [Gr., *gymnasion.*]

gymnastics (jim-nas'tiks). The science or art of systematic bodily exercise. **active g.** Gymnastic exercise by the patient himself without an assistant. **antagonistic g.** G. consisting of movements by two persons, one of whom resists the other. **medical g.** The treatment of disease by g. **ocular g.** G. applied to the ocular muscles, e. g., by means of prisms. **passive g.** Passive exercise by the patient's submission to the manipulations of a gymnast or masseur. **Swedish g.** A system of g. devised by

Ling, of Sweden, in which there is an effort to aid the recovery of paretic parts by bringing the muscles into methodical exercise. **voluntary g.** See *active g.* [Gr., *gymnastike*, gymnasia.]

Gymnema (jim-ne'mah). 1. A genus of twining asclepiadaceous shrubs or undershrubs. 2. The genus *Pluchea*. **G. silvestre**. A species found in Ceylon and the Indian Peninsula. The leaves are bitterish, astringent, and acidulous, contain gymnemic acid, and, when chewed, temporarily destroy the power of tasting sweet or bitter substances. [Gr., *gymnos*, naked, + *nema*, a thread.]

Gymnocladus canadensis, **G. dioica**. The Kentucky coffee tree (in Canada, the *chicot*). The seeds have been used as a substitute for coffee, and, in aqueous extract, according to Bartholow, possess toxic properties like those of *Physostigma*.

gymnospor (jim'no-spör). A spore without a protective outer coat.

gynandromorphous (jin'an-dro-mor'fus). Having both male and female characteristics; hermaphrodite. [Gr., *gyne*, a woman, + *aner*, a man, + *morphe*, form.]

gynatresia (jin-at-re'se-ah). Atresia of the vagina. [Gr., *gyne*, woman, + *atresia*, atresia.]

gyneco-, gyno-. A prefix from the Gr., *gynaiko-*, combining form of *gyne*, woman, female.

gynecology (jin-ë-köl'ö-jë). That branch of medicine which treats of the genital, urinary or rectal diseases peculiar to women. [Gr., *gyne*, woman, + *logos*, understanding.]

gynecophore (jin'e-ko-för). The gynephoric canal of the male *Bilharzia*. [Gr., *gyne*, woman, + *phorein*, to carry.]

gynecophoric (jin-e-ko-for'ik). Containing a female; said of a canal in the male *Bilharzia* which contains the female during copulation.

Gynecophorus (jin-e-kof'o-rus). The genus *Schistosoma*. Syn.: *Bilharzia* and *Distoma*. **G. haematobius**, **G. magnus**. See *Bilharzia haematobia* and *Schistosomum haematobium*.

gyniatrics (jin-e-at'riks). Treatment of diseases of women. [Gr., *gyne*, woman, + *iatrikos*, medical.]

Gynocardia odora'ta. An East Indian species of plant, the seeds of which yield chaulmoogra oil. **g. oil**. See *chaulmoogra oil*, under *chaulmoogra*.

gynocyanauridzarin (jin''o-si'an-aw-rid'za-rin). A crystalline principle found in *Gynocardia lancifoliata*; used in leprosy.

gypsum (jip'sum). Hydrous calcium sulphate, the mineral from which plaster of Paris is made. [Lat., *gypsum*, from Gr., *gypos*, chalk, gypsum.]

gyration (ji-ra'shun). Rotary movement. [Lat., *gyrare*, to wheel round.]

gyro-. Combining form of Gr., *gyros*, ring, circle, spiral.

gyroma (ji-ro'mah). An ovarian tumor consisting of a convoluted mass. [Gr., *gyros*, turn.]

gyrose (ji'rös). A term used in descriptive bacteriology meaning marked with wavy lines.

gyrotrope (ji'ro-tröp). See *rheotropé*. [Gr., *gyros*, a circle, + *trepein*, to turn.]

gyrus (ji'rüs), pl., *gyri*. Lit., a ring or circle. 1. The scala tympani and scala vestibuli. 2. See *convolution* (2d def.). 3. One turn in a spiral structure. **angular g.** The g. about the dorsal end of the supertemporal fissure. **annectant gyri**. Any one of the four gyri which act as a connection between the occipital and parietotemporal lobes of the brain. **basirrhinal g.** Of Wilder, the g. at or near the tip of the temporal lobe, between the hippocampal and amygdaline fissures. **callosal g.** See *g. fornaticus*. **gyri cerebelli**. The laminae of the cerebellum. **gyrus cerebri**. A cerebral convolution. **gyrus chorioides**. Syn.: *anterior choroid convolution*. In the embryo the convexity of the parietes of the lateral recess of the fourth ventricle. **gyri cochleae**. The gyri of the cochlea of the internal ear. **g. descendens**. The narrow area at the extremity of the occipital lobe, just below the postcalcarine fissure. **g. fornicatus**. Syn.: *callosal convolution*. The g. which borders the corpus callosum. **g. hippocampi**. See *uncinate g.* **gyri posteriores inferiores**. Syn.: *Arnold's convolution*. Of Arnold, gyri on the ventral or tentorial aspect of the occipitotemporal lobe. **g. rectus**. Syn.: *entorhynnal fold*. The narrow gyrus on the orbital aspect of the frontal lobe, between the mesal margin and the olfactory fissure. **hippocampal g.** The g. between the hippocampal and collateral fissures, extending from the splenium to the uncinatè g. **mediofrontal g.** The g. between the superfrontal and subfrontal fissures, sometimes subdivided by a mediofrontal fissure. **mediotemporal g.** The g. between the supertemporal and mediotemporal fissures. **orbital gyri**. The divisions of the orbital or ventral surface of the frontal lobe. **paracentral g.** The oval or quadrilateral area on the mesal aspect of the cerebrum, just cephalad of the precuneus. **postcentral g.** Syn.: *medial fold*. The g. between the central and postcentral fissures. **posteroparietal g.** See *ascending parietal convolution*, under *convolution*. **precentral g.** The g. between the central fissure and the precentral and supercentral fissures. **primary gyri**. Areas of the fetal cerebrum demarcated by the primary fissures. **straight g.** See *rectus g.* **supramarginal g.** See *marginal convolution*, under *convolution*. **uncinate g.** The continuation forward of the hippocampal g. [Gr., *gyros*, ring, circle.]

H

H. Symbol for the element *hydrogen*. Abbreviation of haustus, a draft; in ophthalmology, abbreviation for hypermetropia.

habē'na. Lit., a thong. One of the peduncles of the pineal gland. See also *frenum* and *retinaculum*. [Lat., from *habere*, to hold.]

habenula (hab-ēn'u-lah). 1. A name for various portions of the membrana basilaris of the cochlea. 2. Any reinlike structure. 3. The fibrous cord above the testis, representing the fused surfaces of the processus funiculovaginalis. [Lat., dim. of *habena*.]

hab'it. Bodily apparel or attire. Outward form or appearance. The sum of the mental and moral qualities, disposition, character. A settled practice, custom, usage. [Old Fr., *habitus*; Lat., *habitus*, from *habere*, to have.]

habitat (hab'it-at). The natural location of an animal or plant. Used especially in describing the most usual seat of bacteria. [Lat., *habitare*, to dwell.]

habitus (hab'it-us). Latin for habit, formation.

hachement (ahsh-maw'). A chopping stroke used in massage.

hae. For words beginning *hae*, see *he*.

Haemadip'sa ceylo'nica. A land leech, found in tropical jungles, which may prove very annoying to man, causing ulcers which at times prove fatal.

Haffkine's virus. Antibubonic virus.

Hagedorn's needle. A flat needle curved on the edge, the eye perforating the side and the cutting edge on the convex side.

hahnemann'ian. Relating to homeopathy or to its founder. [*Christian Friedrich Samuel Hahnemann*, German physician, 1755-1843.]

hair. A corneous outgrowth from the epidermis, consisting of a long, fine, tubular, elastic body, growing from a follicle of the skin and containing a medullary substance (the h. pith), filling a narrow, irregular cavity in the center of the h. Its shaft and a portion of its root are covered by an epidermis consisting of a thin lamella of flattened horny cells, overlapping each other distally. **auditory h's.** The fine fibrillae forming prolongations of the spindle-shaped nerve cells connected with the termination of the vestibular nerve. **body of a h.** See *h. shaft*. **downy h.** See *lanugo*. **extraneous h.** H. growing in unusual places. **falling of the h.** See *alopecia*. **h. bulb.** The bulbous end of a h. root lodged within the h. follicle and containing the h. papilla. **h. cell.** See under *cell*. **h. follicle.** A cavity of the skin which contains the root or implanted part of a h. **h. root.** That portion of the h. which is concealed in the follicle lying below the orifice of the

sebaceous gland. **h. scales.** The spindlelike or platelike cells forming the cortical or principal part of a h. **h. shaft.** The free part of a h., as opposed to the root. **h. sheath.** The h. root sheath. **horse h.** The bristly appendages (mane and tail) of the horse; used for suture material. **hypertrophy of the h.** See *hypertrichosis*. **matted h.** See *plica polonica*. **olfactory h's.** The cilialike projections from the olfactory cells in *Amphibia*. [Ang.-Sax., *haer*.]

hal'akone. A small conic plug of stiffened gauze used for introducing medicaments into the nostril.

halimetry (hal-im'te-re). The process of determining the amount of salts in a mixture. [Gr., *als*, salt, + *metron*, to measure.]

hal'ism. The formation of a salt. [Gr., *als*, salt.]

halisteresis (hal'is-ter-e'sis). The loss in bones of from $\frac{1}{3}$ to $\frac{1}{2}$ of their lime salts, producing abnormalities such as osteomalacia. [Gr., *als*, salt, + *steresis*, privation.]

halitus (hal'it-us). Breath, exhalation, steam, vapor. **h. sanguinis.** The odor of the blood. **h. vitalis.** The vital spirit. [Lat.]

Haller's network. See *rete testis*.

Hall's solution. Strychnin acetate, 2.1 gm.; diluted acetic acid, 35 c.c.; alcohol, 250 c.c.; compound tincture of cardamom, 10 c.c.; water, sufficient to make 1,000 c.c.

hallucination (hal-lu-sin-a'shon). An erroneous mental or sensory perception without any external object actually existing to give rise to the perception. **psychotic h.** An h. that cannot be logically explained. [Lat., *alucinari*, to wander in mind.]

hallucinosis (hal-u-sin-o'sis). Having hallucinations. **alcoholic h.** A type of psychosis occurring in chronic alcoholic poisoning with marked auditory hallucinations.

hal'lux. The great toe. **h. rigidus.** Limitation of motion at the metatarsophalangeal joint of the great toe, due to repeated injury or disease of the joint. **h. valgus.** A deviation of the great toe outward with enlargement about the metatarsophalangeal joint. **h. varus.** Inward deviation of the great toe, an occasional congenital deformity in the civilized races, but common among savage people. [Lat.]

ha'lo. 1. See *areola*. 2. Of Pander, the appearance of concentric zones or circles in the fowl's blastoderm. **glaucomatous h.** The peculiar iridescent ring seen about a flame by a patient suffering from incipient glaucoma. [Gr., *alos*.]

halogen (hal'o-jen). One of a group of non-metallic elements so called from the fact that their saline combinations with the alkaline metals resemble in appearance and chemical structure ordinary sea salt. They are fluorin, chlorin, bromin, and iodine. [Gr., *als*, salt, + *gennan*, to engender.]

halogenium (hal-o-jen'e-um). Chlorin.

halogenized (hal-oj'en-ized). Combined with one of the halogen elements.

haloid (hal'oyd). Belonging to or derived from the halogens. [Gr., *als*, a salt, + *eidos*, appearance.]

halometer (hal-om'et-er). 1. An instrument for measuring the external form, angles, etc., of salts. 2. See *halymeter*. [Gr., *als*, salt, + *metrein*, to measure.]

halymeter (hal-im'et-er). Of Fuchs, an instrument consisting of a closed tube the lower portion of which is of a smaller diameter than the upper. The lower portion is graduated; finely pulverized salt of known weight is placed in the lower part, a weighed quantity of milk and a known quantity of salt are mixed and poured into the apparatus, and the amount of undissolved salt read off. As 100 parts of water dissolve 36 of salt, the amount undissolved by the milk will give the quantity of water. [Gr., *als*, salt, + *metron*, a measure.]

halys (hal'is). Of Graham, the acid-forming radicles. [Gr., *als*, salt, + *yle*, material.]

ham. The posterior aspect of the lower limb at the knee. **h'strings**. The prominent tendons of the muscles of the posterior aspect of the thigh. [Ang.-Sax., *haum*, haunch.]

hamamel'idin, **hamamel'in**. An extract or concentration made from the bark of *Hamamelis virginica*.

Hamame'lis. 1. The witch hazel; a genus of plants. 2. Of the U. S. Ph., 1890, the fresh leaves of *H. virginica*. **agua hamamelidis**. Witch hazel water; prepared by macerating the fresh young twigs and shoots of *H. virginica* with alcohol and water, and distilling. **H. virginiana**, **H. virginica**. A species indigenous to the United States. The bark is used as a vulnerary, astringent, and tonic, also as an application in hemorrhoids. **h. water**. See *agua hamamelidis*. **liquor hamamelidis**. A weakly alcoholic distillate from h. leaves [Br. Ph.]. [Gr., *amamelis*.]

Hammersten's test for bile pigments. This consists of heating a few drops of the urine to be tested with about 2 c.c.'s of the reagent, namely, a mixture of 1 volume of 25 per cent. nitric acid and 19 volumes of 25 per cent. hydrochloric acid, which has been standing for about one year and then mixed with about 4 times its volume of alcohol. If bile pigments are present, the mixture turns green or bluish green. [Olof Hammersten, Swedish physiologist, born 1841.]

hammer toe. A deformity resulting from the wearing of short shoes. Usually only one toe is affected. The toe is flexed

sharply at the first phalangeal joint, while the third phalanx may, or may not be, overextended.

hamstring. See under *ham*.

ham'ular. Hook-shaped. **h. process**. See under *process*. [Lat., *hamularis*, from *hamus*, hook.]

ham'ulus. A small hook or hook-shaped structure. **h. frontalis**, **h. frontalis ossis ethmoidalis**. The ala of the ethmoid bone. **h. lacrimalis**. A small hooklike process at the lower end of the crest of the lacrimal bone. **h. laminae spiralis**. A hook-shaped process at the upper end of the lamina spiralis of the cochlea, which forms a part of the boundary of the helicotrema. **h. of the cochlea**, **h. osseus cochleae**. See *h. laminae spiralis*. [Lat., dim. of *hamus*, hook.]

hand. The terminal part of the forelimb in quadrupeds, especially when prehensile. The carpus, metacarpus, and phalanges with the accompanying ligaments, tendons, nerves, muscles, connective tissue, fat, skin, and nails [B. N. A., *manus*]. [Teutonic, and Old Eng., *hand*, *hond*; pl. *handa* or *honda*.]

hang'nail. A splitting of the epidermis at the side of a finger nail.

Hanot's disease (han'ô). Hypertrophic cirrhosis of the liver, with chronic jaundice. [Victor Charles Hanot, Fr. physician, 1844-1896.]

hapalonychia (hap'al-o-nik'e-ah). A softened nail.

haphophobia (haf-e-fô'be-ah). A phobia of being touched. [Gr., *aphe*, touch, + *phobos*, fear.]

haplo-. A prefix from the Gr., *aploos*, single, simple.

haplo'pia (hap-lo'pe-ah). Single vision. [Gr., *aploos*, simple, + *ops*, eye.]

hap'tin. Any receptor capable of being cast off from a cell. [Gr., *aptein*, to seize.]

haptophil (hap'to-fil). The receptor having an affinity for the haptophore group. [Gr., *aptein*, to bind, + *philein*, to love.]

haptophore (hap'to-fôr). The fixed, non-toxic elements of a toxin, by which it unites with an antitoxin and becomes neutralized. **h. group**. The group of atoms of a complement, toxin, agglutinin, opsonin, or precipitin, which anchors or binds it to amboceptors, body cells, bacteria or proteids in solution. [Gr., *aptein*, to seize, + *phorein*, to carry.]

haptophoric, **haptophorous** (hap-to-for'ik, hap-to'for-us). Pertaining to haptophores. **h. group**. The group of atoms in a toxin precipitin, amboceptor, etc., that combines with the receptor. [Gr., *aptein*, to touch, + *phorein*, to bring.]

haptot'ica (hap-to'tik-ah). Of Zenneck, the science of the phenomena of touch. [Gr., *apsis*, touch.]

hare'lip. A fissure or cleft in the lip, occurring normally in the hare and various fishes, and as a congenital deformity in children, due in the latter case to an imperfect local development of the tissues. It usually occurs in the upper lip, and is generally dependent on a defective or delayed union of the superior maxilla,

or a deficient development of the premaxillary bones. **double h.** H. with two fissures. **median h.** A form in which the fissure is in the median line. **simple h.** A form in which there is a single fissure without complication. **single h.** H. with a single fissure.

harlequin fetus. See *ichthyosis congenita*, under *ichthyosis*.

harmon'ic. From harmony, an agreement of sounds. Pertaining to harmony.

harpoon'. An instrument to be thrust into a part for the purpose of removing a bit of tissue for microscopical examination. [Gr., *arpe*, a hook.]

harts'horn. See *cornu cervi*; also *aqua ammoniac*, under *ammonia*. **spirit of h.** A misnomer for ammonia water.

harvest bug. Another name for *Leptus autumnalis*, the larva of a species of *Trombidium* that bores more or less completely into the skin, producing inflammatory wheals or papules with violent itching. It is oval in shape, brick-red in color, $\frac{1}{3}$ to $\frac{1}{2}$ mm. in length, and just visible to the naked eye.

haschisch (hash-ësh). Syns.: *hasheesh*, *hashish*, *hasash*. 1. *Cannabis indica*, of the U. S. Ph. 2. An alcoholic extract of *Cannabis indica*. 3. A mixture used in Persia, of which hemp is probably an ingredient of minor importance. See also *ganja* and *bhanga*. [Ar., *herb*.]

Hassall's corpuscle. A body, having the appearance of concentric striation, found in the medullary part of the thymus. It may be simple or it may be composed of an epitheloid envelope and a central mass of one or more granular cells, [Arthur Hill Hassall, Eng. physician and chemist, 1817-1894.]

Hau'kin's theory. This theory attributes the production of the bactericidal substances in the blood to the eosinophils.

haupt-agglutinin (hawpt-ag-glū'tin-in). Syn.: *chief agglutinin*, *major agglutinin*. The specific immune agglutinin present in an agglutinative serum, which acts upon the organism used for producing the serum and in a higher dilution than the metagglutinin in the same serum. [Ger., *haupt*, chief, + *agglutinin*.]

haustra coli. See *cellulae coli*, under *cellula*.

haversian (ha-ver'se-an). Relating to the vascular canals in bone tissue. [Clopton Havers, English anatomist, 1650-1702.]

hay-fever. Syn.: *Bostock's catarrh*. A recurring nasal catarrh with conjunctivitis, probably due to toxic action of various pollens.

Haygarth's nodes. Swellings at the joints in arthritis deformans.

ha'zelin. An English proprietary preparation of witch hazel (*Hamamelis virginica*.)

He. Chemical symbol for the element helium.

head. 1. Of an animal, the upper or anterior portion, consisting of the cranium and the face. 2. A similar extremity of any organ, part, or thing; of a muscle, the portion springing immediately from

the point of origin; of a bone, a knob-like extremity. [B. N. A., *caput*.] **articular h.** A h. of a bone by which it is articulated with another bone. **swell h.** See *actinomycosis*. [Ang.-Sax., *heafod*.]

headache (hed'äk). Pain in the head.

frontal h. H. localized in the forehead.

neuralgic h. Pain in the course of a nerve of the scalp, generally the superior branch of the fifth nerve. It is often associated with other neuralgias.

occipital h. H. localized in the occipital portion of the head. **ocular h.** A sympathetic h. caused by some ocular defect.

rheumatic h. Rheumatic pain in the muscles of the head. **sick h.** See *migraine*.

head-louse. See *Pediculus capitis*.

head (hêl). To make whole or sound in bodily condition. [Old Eng., *hælan*; old Fris., *hêla*; old Sax., *hêlian*.]

healing (hê'ing). Making or becoming sound; as a n., the process of cure.

h. by adhesive inflammation, h. by first intention. See *first intention*, under *intention*. **h. by granulation.** See *granulation*. **h. by immediate union, h. by primary adhesion.** See *first intention*, under *intention*. **h. by secondary adhesion, h. by second intention.** See *second intention*, under *intention*.

hearing (hê'ing). See *audition*. **colored h., color h.** A condition in which a sensation as of color is perceived when a certain sound strikes the ear. **indirect h.** H. in which sound waves reach the ear only after one or more reflections. **mixed h.** H. in which the sound waves reach the ear both with and without reflection. **monaural h.** See *unaural h.* **morbid h., perverse h., perverted h.** See *paracusis*. **unaural h.** H. in which the sound waves are recognized by one ear only.

heart (hart). 1. The organ which propels the blood through the vascular system of all vertebrates and of the higher invertebrates. In its simplest form it consists of a specialized pulsating portion of the vascular system, and in its most complex form of an organ with four distinct chambers, each provided with a set of valves. 2. The central (figuratively, the essential) part of anything. **fatty h.** 1. A condition (also called fatty infiltration of the h.) in which the subpericardial and intermuscular connective tissue is converted into fat. 2. Fatty degeneration of the muscular tissue of the h. **fetal h.** The h. as it exists in the fetus. **h. block.** The condition in which conduction between auricles and ventricles is interfered with (partial block) or interrupted altogether (complete block), with the result that the normal sequence of auricular and ventricular beat is disturbed. It is usually attributed to an injury to or lesion of the auriculoventricular bundle and supposed to be the condition present in Stokes-Adam's disease. **h.-burn.** See *cardialgia*. **h.-shaped.** See *cordate*. **irritable h.** A functional dis-

- order of the h. from muscular exhaustion. It is especially common among soldiers; and with them may be attributed to forced marches, fever, and camp diarrhea. **left h.** The left cavities of the h. **pulmonary h., right h.** The right cavities of the h. **smoker's h., tobacco h.** A condition of the h. characterized by very irritable and forcible action, due to the excessive use of tobacco. Also seen as result of excessive use of narcotics and in various neurotic conditions. [Ang.-Sax., *heorte*.]
- heat** (hēt). 1. A form of energy due probably to the vibratory movements of the molecules within the body. This form of energy stimulates the heart nerves and gives a sensation of heat or warmth. 2. The rut of animals; the period of sexual excitement. **animal h.** H. developed by the presence of a living organism. **atomic h.** Theoretically, the quantity of h. required to raise the temperature of an atom 1° C. The atomic h. of any element compared with that of hydrogen is the product of its specific gravity by its atomic weight. **h. of combination.** H. produced by chemical combination. **h. of combustion.** H. produced by chemical combination sufficiently energetic to be associated with combustion. **h. puncture.** Puncture of the brain by a probe, particularly in the region of the corpus striatum, which results in a rise of body temperature due to increased production of heat. **h. regulation.** See under *separate heading*. **h. rigor.** See *chill and rigidity*. **h. stroke.** See *insolation*. **molecular h.** H. attributed to the movement or friction of different spherical particles or molecules upon each other. This theory was first presented by Democritus, in opposition to the idea that h. was an original element, but in the last century was elaborated by John Dalton and confirmed by Rumford and Davy, and is now generally accepted. **radiant h., radiated h.** H. emitted by radiation from a warm body (as distinguished from h. transmitted by conduction or convection). **sensible h.** H. which can be appreciated by the senses or the thermometer. **solar h.** The heat of the sun. **specific h.** Syn.: *calorific capacity, thermal capacity*. The quantity of h. consumed in raising the temperature of a substance 1° C., the amount of h. required to raise the same weight of water 1° C. being assumed as unity. **vital h.** See *animal h.* [Ang.-Sax., *haetu*, Icel., *hita*.]
- Heaton's operation.** The injection of irritating and astringent fluids over the crural or inguinal canal and the neck of the sac for the radical cure of hernia. [George Heaton, Boston surgeon, 1808-1879.]
- heat regulation.** The sum of the processes in the animal body which serve to maintain a constant body temperature by controlling either the heat produced or the heat dissipated. **chemical h. r.** The regulation by means of which a fall in the outside temperature causes reflexly
- an increase in the oxidations in the body, especially in the muscles. **physical h. r.** The regulation controlling the heat loss of the body by variations in the physical processes of evaporation of sweat and heat radiation from the skin.
- heaving** (he'ving). Accompanied by pronounced swelling movements of the chest (said of the breathing); as a n., the occurrence of such movements; colloquially, vomiting.
- heavy** (hev'e). Possessed of notable weight as compared with other bodies. [Ang.-Sax., *hefig*, *häfig*.]
- hebe-**. A prefix from the Gr., *ebe*, youth, puberty.
- hebephrenia** (heb'e-fre'ne-ah). Hecker's term for a psychosis, later merged by Kraepelin into a group called by him dementia precox. [Gr., *ebe*, puberty, + *phren*, the mind.]
- Heberden's rheumatism.** Rheumatism of the small joints with nodosities; hypertrophic arthritis. [William Heberden, Eng. physician, 1710-1801.]
- hebetude** (heb'et-üd). Dullness or impairment of the mental faculties. It may be either congenital or the result of disease. [Lat., *hebetare*, to make blunt.]
- heboidophrenia** (he-boy-do-fren'e-ah). A simple form of dementia precox. [Gr., *ebe*, puberty, + *idos*, form, + *phren*, mind.]
- hebotomy** (he-bos'te-o'tom-e). See *hebotomy*. [Gr., *ebe*, pubes, + *osteon*, bone, + *tome*, a cutting.]
- hebotomy** (he-bo'tom-e). Same as *pubiotomy*. [Gr., *ebe*, pubes, + *tome*, a cutting.]
- hecatomeric** (hek'tat-o-mer'ik). Denoting neurons which bifurcate to each side of the spinal cord.
- hec'tic.** Pertaining to or affected with h. fever; as a n., h. fever. The manifestations of h. fever are flushed face, bright eyes, rapid respiration and pulse, most frequently seen in tuberculosis and chronic suppurative conditions. [Gr., *ektikos*, from *exis*, a habit of body.]
- hecto-**. A prefix from the contracted form of Gr., *ekaton*, hundred.
- hectogram** (hek'to-gram). One hundred grams.
- hectoliter** (hek'to-le-ter). One hundred liters.
- hectometer** (hek'to-me-ter). One hundred meters.
- Hedeoma** (hed-e-o'mah). 1. American pennyroyal. 2. Of the U. S. Ph., the herb of *H. pulegioides*. **H. pulegioides.** An annual herb growing throughout Canada and the eastern part of the United States. **oil of h., oleum hedeomae.** Oil of pennyroyal [U. S. Ph.]. [Gr., *edys*, sweet, + *osme*, an odor.]
- hed'onal.** Methyl-propyl-carbinol urethane, (CH₃.CH₂.CH₂.CH(CH₃)O.CO.NH₂), a derivative of urethane, differing from the official ethyl carbamate in that the radicle ethyl has been replaced by that of methyl-propyl-carbinol. It appears to be a more active hypnotic than ethyl carbamate.

- hedonic** (he-don'ic). Relating to pleasure seeking. [Gr., *edone*, delight.]
- hedonism** (he'do-nizm). Marked pleasure seeking. [Gr., *edone*, delight.]
- hedratresia** (hed-rat-re'se-ah). Imperforation of the anus.
- hedrocele** (hed'ro-sel). Hernia or prolapse of the intestine through the anus. [Gr., *edra*, the fundament, + *kele*, a tumor.]
- heel**. The posterior angular projection of the foot. [B. N. A., *calx*.] [Ang.-Sax., *huela*.]
- Hegar's operation**. Oöphorectomy for restraining the growth of uterine fibroids. [Alfred Hegar, German gynecologist, living.]
- hegemony** (heg'em-on-e). The condition of being chief (said of functions). [Gr., *egemon*, a leader.]
- heg'onon**. A proprietary preparation, silver nitrate ammonia albumose, containing approximately 7 per cent. of organically combined silver. It is used in the treatment of gonorrhoea.
- Heim and Krey'sig's sign**. Systolic depression of the intercostal spaces at the apex of the heart, observed in cardiac symphysis.
- Hei'ne-Me'din's disease**. A name proposed for epidemic poliomyelitis, but not generally accepted.
- helcoid** (hel'koyd). Ulcerous. [Gr., *elkos*, an ulcer, + *eidos*, resemblance.]
- helcology** (hel-ko'l'o-je). The scientific study of ulcers and ulceration. [Gr., *elkos*, an ulcer, + *logos*, understanding.]
- helcoma** (hel-ko'mah). An ulcer. [Gr., *elkoma*, ulcer.]
- helcoplasty** (hel'ko-plas-te). The transplantation of skin upon an ulcer. [Gr., *elkos*, an ulcer, + *plassein*, to mold.]
- helcosis** (hel-ko'sis). Ulceration.
- helcosol** (hel'ko-sol). Bismuth pyrogallate.
- Helcoso'ma tro'picum**. The name of the microorganism found by Wright in the endothelial cells in Delhi boil and greatly resembling *Leishmania tropica*.
- helcostaphyloma** (hel'ko-staf-il-o'mah). Ulcerative staphyloma.
- hel'enen**. A liquid, C₁₀H₂₀, obtained by distilling crude helenin with phosphoric acid.
- hel'enin**. A principle obtained from the root of *Inula helenium*. What was formerly known as h., crude h., C₂₁H₃₀O₁₁, is now known to consist of alantanic anhydrid, alantol, alantcamphor, and true h. The latter is a yellow, crystalline, bitter, and odorless body, C₆H₈O. It has powerful antiseptic and germicidal properties and some action as a stomachic.
- Hele'nium**. American sneezewort. Various species of *H.* are used in domestic practice. **H. autumnale**. False sunflower; found in North America. The leaves, flowers, and fruit are used as a substitute for arnica. [Gr., *elenion*.]
- Helian'themum**. 1. Rock rose; a genus of cistineous plants. 2. Of the U. S. Ph., 1870, the herb of *H. canadense*.
- H. canadense**. Frostwort; used as a diuretic. [Gr., *elios*, the sun, + *anthos*, a flower.]
- helianthin** (hel-e-an'thin). Methyl orange; used as an indicator in titration.
- Helian'thus**. A genus of composite plants.
- H. annuus**. The common sunflower. The plant has been cultivated as a supposed protective against marsh miasm. [Gr., *elios*, the sun, + *anthos*, a flower.]
- H. orgyalis**. The Kansas sunflower.
- helicin** (hel'is-in). Salicylaldehyd glucosid; produced by the oxidation of salicin with nitric acid.
- helicis** (hel'is-is). See *table of muscles*, under *muscle*.
- helicoid** (hel'ik-oyd). Resembling a helix or a spiral. [Gr., *elix*, coil, + *eidos*, resemblance.]
- helicotrema** (hel-ik-o-tre'mah). A canal or aperture at the apex of the cochlea by which the scala tympani communicates with the scala vestibuli. [Gr., *elix*, spiral, + *trema*, a hole.]
- helio-**. Combining form of the Gr., *elios*, sun.
- heliophobia** (he'lle-o-fo'be-ah). Phobia of sunlight.
- heliosis** (he-le-o'sis). 1. A sun bath. 2. Insolation. [Gr., *eliosis*.]
- heliostat** (he'le-o-stat). An instrument provided with clockwork by which sunbeams may be steadily directed to one spot during the whole day. [Gr., *elios*, the sun, + *statos*, standing.]
- heliotherapy** (he'lle-o-ther'ap-e). The therapeutic use of the light and heat of the sun. [Gr., *elios*, the sun, + *therapeia*, medical treatment.]
- heliotropin** (he-le-o'tro-pin). 1. A crystalline substance, (C₈H₆O₃), obtained from *Heliotropium peruvianum* and *Heliotropium grandiflorum* and also synthetically. 2. A poisonous alkaloid obtained from *Heliotropium europaeum*.
- helium** (he'le-um). A chemically inactive elementary gas, found in very small quantities in the atmosphere. Atomic weight 4.0. Chemical symbol, He. [Gr., *elios*, the sun.]
- he'lix**. The external border or rim of the external ear. [Gr., *elix*, spiral.]
- hellebore** (hel'le-bör). See *Helleborus*. List of poisons and their antidotes, see in appendix, page 940. **American h. Veratrum viride**. See also *Helleborus viridis*, under *Helleborus*. **black h. Helleborus niger**. Black h. is not related pharmacologically to the green or the white h., both of which belong to the veratrin group, while black h., containing helleborin, belongs to the digitalis group. **false h.** The genus *Veratrum*. **green h.** See *Veratrum viride*. **swamp h. Veratrum viride**. **white h. Veratrum album**.
- helleborein** (hel-le-bo're-in). A crystalline glucosid, (C₃₇H₅₆O₈), obtained from *Helleborus niger*. Its action on the heart resembles that of digitalis. [Gr., *elleboros*, hellebore.]
- helleborein** (hel-le-bor-es'in). A decomposition product of helleborin. [Lat., *helleborus*, hellebore, + *resina*, resin.]
- helleborin** (hel-leb'o-rin). A glucosid, C₃₀H₄₈O₁₀.

- $H_2O_2 + 4H_2O$, obtained from *Helleborus viridis*; very poisonous.
- helleborretin** (hel-le-bor-re'tin). A decomposition product, $C_{14}H_{20}O_8$, of helleborin. [Gr., *elleboros*, hellebore, + *retine*, resin.]
- Helleborus** (hel-leb'or-us). A genus of ranunculaceous plants. **H. albus**. *Veratrum album*. **H. viridis**. A species of *H.* found in central and western Europe. The root is used like digitalis. [Gr., *elleboros*.]
- Heller's albumin test**. A test made by introducing concentrated nitric acid into urine, and thus producing a white ring at the point of contact if the urine contains albumin. **H's blood test**. See *H's test for hematuria*. **H's nitric acid test**, see in *appendix*, page 893. **H's sugar test**. A test by which the presence of glucose or sugar in the urine is shown by the yellow or red-brown color produced by heating with caustic potash solution. **H's test for hematuria**. A test in which a portion of urine is made decidedly alkaline with caustic potash and boiled in a reagent glass. The phosphates are precipitated as very delicate floccules that look like mucus, and are colored brown or red-yellow by the blood pigment. [*Arnold Ludwig Gotthelf Heller*, Ger. pathologist, 1840-1913.]
- hel'minth**. A worm, especially an intestinal worm. [Gr., *elmis*, worm.]
- helminthagogue** (hel-min'tha-gog). See *antihelminthic*. [Gr., *elmis*, *elmin-*, worm, + *agoge*, a leading.]
- helminthiasis** (hel-min-thi'as-is). 1. The state of being infested with intestinal worms. 2. The condition of the system which favors the development of entoparasitic worms. **h. Wucheri**. The symptoms produced by *Bilharzia haematobia* in the organism; first described by Wucherer. [Gr., *elmis*, worm.]
- helminth'ic**. See *antihelminthic*.
- helminthoid** (hel-min'tho'yd). Worm-shaped, vermiform. [Gr., *elmis*, worm, + *eidos*, resemblance.]
- helminthology** (hel-min-thol'o-je). The science of intestinal worms and their effects. [Gr., *elmis*, worm, + *logos*, understanding.]
- helmintho'ma elas'tica**. The varicose veins in the groin and axilla present in filariasis.
- helmitol** (hel'mit-ol). A name applied to hexamethylenamin methylene citrate.
- Heloderma** (he-lo-der'mah). A genus of lizards. **H. horridum**. The Gila monster.
- Helo'nias**. A genus of liliaceous plants. **H. bullata**. A species found from New Jersey to Virginia. A decoction of the root is used in constipation. [Gr., *elos*, a marsh.]
- helvel'ic acid**. An acid, $C_{12}H_{20}O_7$, obtained from fresh belladonna.
- hemabrometer** (hem-ah-bar-om'et-er). An apparatus for determining the specific gravity of blood. [Gr., *aima*, blood, + *barys*, heavy, + *metron*, a measure.]
- hemaboloids** (hem-ab'o-loidz). A propri-
- etary liquid preparation containing iron in combination with proteins.
- hemachrome** (hem'ak-róm). See *hematin*. [Gr., *aima*, blood, + *chroma*, color.]
- hemacytometer** (hem-ah-si-tom'et-er). See *hematocytometer*.
- hemadrometer** (hem-ah-drom'et-er). A U-shaped tube, devised by Volkmann for measuring the rapidity of the circulation. [Gr., *aima*, blood, + *dromos*, a course, + *metron*, a measure.]
- hemadromograph** (hem-ah-dro'mo-graf). An instrument devised by Chauveau and perfected by Lortet for determining the velocity and fluctuations in velocity of the blood current. [Gr., *aima*, blood, + *dromos*, a course, + *graphein*, to write.]
- hemadyna'mics**. The dynamics of the circulation of the blood. [Gr., *aima*, blood, + *dynamis*, power.]
- hemadynamometer** (hem'ah-di-nam-om'et-er). An instrument for measuring the force of the blood current. [Gr., *aima*, blood, + *dynamis*, power, + *metron*, a measure.]
- hemagglutination** (hem'ag-glu-tin-a'-shun). The agglutination of red blood corpuscles.
- hemagglutinin** (hem-ag-glu'tin-in). An agglutinin having the power to clump red blood corpuscles. [Gr., *aima*, blood, + *agglutinm*.]
- hem'agogue**. 1. Promoting a discharge of blood. 2. An agent which promotes a discharge of blood, the menstrual flow. [Gr., *aima*, blood, + *agoge*, a carrying away.]
- he'mal**. Of, or pertaining to, the blood. [Gr., *aima*, blood.]
- hemameba** (hem-am-e'bah). A synonym for *Plasmodium malariae*. [Gr., *aima*, blood, + *ameba*.]
- hemangio-endothelioma** (hem-an'je-o-endo-the-le-o'mah). A tumor consisting of whorls of endothelial cells originating from a blood vessel and separated by a cellular stroma. [Gr., *aima*, blood, + *aggeion*, a vessel, + *endothelioma*.]
- hemangioma** (hem'an-je-o'mah). An angioma composed of blood vessels, as distinguished from the lymphatics of a lymphangioma. [Gr., *aima*, blood, + *aggeion*, a vessel.]
- hemangiosarcoma** (hem-an''je-o-sar-ko'mah). A vascular sarcoma. [Gr., *aima*, blood, + *angiosarcoma*.]
- hemanthin** (he-man'thin). An alkaloid resembling atropin, obtained from *Haemanthus toxicarius*.
- hemaphein** (hem-af-e'in). A brown coloring matter discovered by Simon in the blood, especially in the alcoholic extract; probably a decomposition product of hematin. [Gr., *aima*, blood, + *phaios*, dusky.]
- hemapheism** (hem-af-e'izm). A condition characterized by a reddish amber color of the urine, associated with certain hepatic disorders in which the red blood corpuscles are destroyed and the bile is altered in composition. [Gr., *aima*, blood, + *phaios*, dusky.]
- hemapoietic** (hem''ah-poy-et'ik). Pertain-

- ing to the production of blood corpuscles, especially the red corpuscles. Hemapoietic tissue occurs in the bone marrow. [Gr., *aima*, blood, + *poiein*, to make.]
- hemarthrosis** (hem-ar-thro'sis). An effusion of blood into a joint. [Gr., *aima*, blood, + *arthron*, joint.]
- hemase** (he'mās). The name given to an enzyme of the blood.
- hemasthenosis** (hem-as-then-o'sis). 1. Deterioration of the blood. 2. An interruption to the circulation of the blood. [Gr., *aima*, blood, + *astheneia*, weakness.]
- hematalloscopy** (hem''at-al-los'ko-pe). Of Taddei, examination of the blood for medicolegal purposes. [Gr., *aima*, blood, + *allos*, other, + *skopein*, to examine.]
- hematopostasis** (hem''at-ap-os'tas-is). An irregular or unequal distribution of the blood; a congestion or effusion of blood. [Gr., *aima*, blood, + *apostasis*, a standing away.]
- hematemesis** (hem-at-em'es-is). Lit., a vomiting of blood. Hemorrhage from the stomach. **vicarious h.** H. occurring in place of a hemorrhagic discharge from another part (as in amenorrhea). [Gr., *aima*, blood, + *emein*, to vomit.]
- hemat'ic**. Pertaining to, consisting of, or present in the blood; of medicines, acting upon or through the blood. [Lat., *hematicus*, from Gr., *aima*, blood.]
- hematidrosis** (hem-a-tid-ro'sis). Syn.: *bloody sweat*. The excretion of blood or blood pigment through the sweat glands. [Gr., *aima*, blood, + *idrosis*, sweating.]
- hematimeter** (hem-at-im'et-er). Of Hayem and Nacet, a glass slide with a cell of known depth, used with an ocular micrometer ruled in squares, for determining the number of blood corpuscles in a cubic millimeter of blood. [Gr., *aima*, blood, + *metron*, a measure.]
- hematin** (hem'at-in). Syn.: *oxyhematin*. 1. A dark brown amorphous substance (formula, probably, $C_{34}H_{34}N_4FeO_5$) obtained by treating a solution of hemoglobin with acetic acid. Found in the feces after hemorrhage of the intestinal tract. Compounded with the protein of the blood, it constitutes the oxyhemoglobin, and with chlorin, iodine, and bromine it forms hemin crystals. Upon oxidation it yields the imide of hematinic acid. 2. Of Chevreul, see *hematoxylin*. **acid h.** The product formed by dissolving h. in an acid. **actinic h.** Of MacMunn, the intrinsic coloring matter of the tissues of the *Actinae*. **alkaline h.** A solution of h. in an alkali. **h. bromid, h. chlorid, h. hydriodid, h. hydrobromid, h. hydrochlorate, h. hydrochlorid, h. iodid. See *hemin*. **iron-free h.** See *hematoporphyrin*. **reduced h.** See *hemochromogen*. **uroh.** A bright red, non-crystallizable organic compound, highly soluble in chloroform, alcohol, ether, and alkalis; insoluble in acids. It is obtained from fresh urine. [Gr., *aima*, blood.]**
- hematinic** (hem-at-in'ik). 1. Pertaining to hematin. 2. Increasing the coloring matter of the blood (formerly said of various agents).
- hematinogen** (hem-at-in'o-jen). A pigment of the blood containing iron, isolated by Freund.
- hematinometer** (hem''at-in-om'et-er). An apparatus, consisting of a vessel with parallel glass faces 1 cm. apart, for estimating the amount of the hemoglobin in the blood by comparing a specimen with a test solution of known strength contained in a vessel (the h.). [*Hematin*, + Gr., *metron*, a measure.]
- hematuria** (hem''at-in-u're-ah). That diseased condition in which there is a direct passage of coloring matters from the blood into the urine. **intermittent h., paroxysmal h.** H. occurring at intervals. It is sometimes confounded with hemorrhagic malarial fever. [*Hematin*, + Gr., *ouron*, urine.]
- hemat'os, hemat'mus.** Any gas contained in the blood, especially oxygen. [Gr., *aima*, blood, + *atmos*, vapor.]
- hemato-**. A prefix from the Gr., *aima*, blood, or *aimatoein*, to make blood; used in compound words to signify having to do with blood.
- hematobium** (hem-at-o'be-um). A living organism in the blood. See *Filaria*. [Gr., *aima*, blood, + *bios*, life.]
- hematoblast** (hem'at-o-blast). An immature nucleated red blood corpuscle; one of the minute protoplasmic masses in the marrow of bones, in adenoid tissue, and in hemopoietic, vasofactive, or hematoblastic tissue in any part of the body, which are faintly colored with hemoglobin, and are destined to become red blood corpuscles. [Gr., *aima*, blood, + *blastos*, sprout.]
- hematocausis** (hem-at-o-kaw'sis). The oxidation of the blood in the organism. [Gr., *aima*, blood, + *kaiain*, to burn.]
- hematocele** (hem'at-o-sēl). An effusion of blood into a cavity of the body. **pelvic h.** Syn.: *recto-uterine h.* A collection of blood in the cavity of the true pelvis, generally in the space between the uterus and the rectum. **scrotal h.** An extravasation of blood into the tunica vaginalis. Effusion of blood into the tissues is a hematoma. [Gr., *aima*, blood, + *kele*, a tumor.]
- hematocephalon** (hem''at-o-sef'al-on). A hemorrhage within the brain; cerebral apoplexy. [Gr., *aima*, blood, + *kephale*, head.]
- hematocephalus** (hem''at-o-sef'al-us). A fetal monster in which a cephalic hematocele has produced a marked deformity. [Gr., *aima*, blood, + *kephale*, the head.]
- hematochezia** (hem''at-o-ke'ze-ah). Passage of bloody stools.
- hematochlorin** (hem-at-o-klo'rin). Of H. Meckel, a certain green coloring matter seen on the free borders of the placenta in some of the lower animals. [Gr., *aima*, blood, + *chloros*, green.]
- hem'atochromat'osis.** A condition showing blood-stained tissues.
- hematochromogen.** See *hemochromogen*.
- hematochyluria** (hem''at-o-ki-lu're-ah).

- Bloody chylous urine found in *Filaria* infections.
- hematocolpos** (hem''at-o-kol''pos). A collection of blood in the vagina. [Gr., *aima*, blood, + *kolpos*, the vagina.]
- hematocrit** (hem''at-o-krit). Of Hedin, an instrument for measuring, by centrifugalization, the volume of blood corpuscles present in a given sample of blood. [Gr., *aima*, blood, + *krites*, a judge.]
- hematocrystalin** (hem''at-o-kris''tal-in). See *hemoglobin*. [Gr., *aima*, blood, + *krystallos*, crystal.]
- hematocyanin** (hem''at-o-si''an-in). See *hemocyanin*.
- hematocyst** (hem''at-o-sist). A cyst containing blood. [Gr., *aima*, blood, + *kystis*, a bladder.]
- hematocytolysis** (hem''at-o-si-to-lis''is). Breaking up or disintegration of the red blood corpuscles. [Gr., *aima*, blood, + *kytos*, a cell, + *lysis*, solution.]
- hematocytometer** (hem''at-o-si-tom''et-er). An instrument for measuring the number of corpuscles present in the blood. [Gr., *aima*, blood, + *kytos*, a cell, + *metron*, a measure.]
- hematogen** (he-ma''to-jen). 1. Of Bunge, a yellow amorphous substance, containing iron, sulphur, and phosphorus, obtained from the yolk of eggs. 2. Of Marfori, a powder made by adding iron citrate and acetic acid to an alkaline solution of albumin. 3. Of Hommel, a proprietary preparation made from defibrinated blood.
- hematogenesis** (hem''at-o-jen''es-is). The development of the blood corpuscles, especially the red blood corpuscles. [Gr., *aima*, blood, + *genesis*, a production.]
- hematogenetics** (hem''at-o-jen-et''iks). Of Liebig, substances containing albumin; so called because they contribute to hematogenesis. [Gr., *aima*, blood, + *genetes*, a parent.]
- hematogenic, hematogenous** (hem-ä-to-jen''ik, hem-ä-to-jen''us). 1. Produced in or derived from the blood. 2. Producing blood.
- hematoidin** (hem-at-oyd''in). An amorphous substance (sometimes occurring in rhombic crystals) found in old blood clots, and identical in composition with bilirubin, perhaps with the lutein of Thudichum and, according to Jaffe, with bilifulvin.
- he''matokrit**. See *hematocrit*.
- hematology** (hem-at-ol''o-je). The chemistry, physiology, etc., of the blood.
- pathological h.** The pathology of the blood. [Gr., *aima*, blood, + *logos*, understanding.]
- hematolymphangioma** (hem''at-o-lim''fan-je-o''mah). A tumor arising from both lymph and blood vessels. [Gr., *aima*, blood, + *lymphangioma*.]
- hematolysis** (hem-at-ol''is-is). 1. Decomposition of the blood or destruction of its corpuscular elements. 2. Undue fluidity or non-coagulability of the blood. [Gr., *aima*, blood, + *lysis*, dissolution.]
- hematolytic** (hem-at-o-lit''ik). Pertaining to or producing hematolysis.
- hematoma** (hem-at-o''mah). A tumor consisting of blood. **h. auris**. "Insane ear"; a h. caused by contusion in the upper part of the concha auriculæ, between the cartilage and its perichondrium. [Gr., *aima*, blood, + *oma*, tumor.]
- hematometer**. See *hemadynamometer*.
- hematometra** (hem''at-o-me''trah). A collection of blood or of menstrual fluid in the uterus. [Gr., *aima*, blood, + *metra*, uterus.]
- hematometry** (hem-at-om''et-re). The art or process of measuring blood. [Gr., *aima*, blood, + *metron*, a measure.]
- Hematomonas** (hem-at-om''on-as). Synonym for *Trypanosoma*. [Gr., *aima*, blood, + *monas*, a unit.]
- hematomyces** (hem-at-om''i-ses). See *medullary sarcoma*, under *sarcoma*. [Gr., *aima*, blood, + *mykes*, a fungus.]
- hematomyelia** (hem''at-o-mi-e''le-ah). Syn.: *spinal apoplexy*. Hemorrhage into the substance of the spinal cord. [Gr., *aima*, blood, + *myelos*, marrow.]
- hematomyelitis** (hem''at-o-mi-el-í''tis). Myelitis causing or caused by hemorrhage into the spinal cord. [Gr., *aima*, blood, + *myelitis*.]
- hematomegaly** (hem''at-o-mi''el-o-pōr). Cavity formation in the spinal cord, following degeneration. [Gr., *aima*, blood, + *myelos*, marrow, + *poros*, opening.]
- hematoncus** (hem-at-on''kus). A name for several varieties of angioma (e. g., nevi, varicose tumors, etc.)
- hematopericardium** (hem''at-o-per-ik-ar''de-um). An effusion of blood into the pericardium, usually from rupture or perforation of the walls of the heart. [Gr., *aima*, blood, + *pericardium*.]
- hematophagous** (hem-at-af''ag-us). Blood-eating, such as that of mosquitoes who suck the blood. [Gr., *aima*, blood, + *phagein*, to eat.]
- hematophobia** (hem''at-o-fo''be-ah). Dread of the sight of blood. [Gr., *aima*, blood, + *phobos*, fear.]
- hematophorous** (hem-at-of''or-us). Of a vessel containing blood.
- hematophyte** (hem''at-o-fit). Any microscopic plant organism or species existing in the blood. [Gr., *aima*, blood, + *phyton*, a plant.]
- hematoplanesis** (hem-at-o-plan''e-sis). A deviation of the blood from its normal course. [Gr., *aima*, blood, + *planesis*, a wandering.]
- hematoplastic** (hem''at-o-plas''tik). Forming blood (said of certain cells in the embryo). [Gr., *aima*, blood, + *plassein*, to mold.]
- hematopoiesis** (hem''atopoi''e-sis). The development of the blood corpuscles. [Gr., *aima*, blood, + *poiein*, to make.]
- hematopoietic** (hem''at-o-poi-et''ik). See *hemapoietic*.
- h. glands**. See under *gland*.
- hematoporphyrin** (hem''at-o-por''fi-rin). A pigment which may be formed from oxyhemoglobin and hematin by heating with hydrochloric acid. It contains no iron. It is present in the urine, especially after the use of sulphonal. It has a very

- characteristic absorption spectrum. [Gr., *aima*, blood, + *porphyros*, purple.]
- hematorachis** (hem-á-tor-á-kis). Hemorrhage into the vertebral canal. [Gr., *aima*, blood, + *rachis*, spine.]
- hematorrhaphesis** (hem''at-or-rof-e'sis). Absorption of blood. [Gr., *aima*, blood, + *rophesis*, a supping up.]
- hematorrhosis** (hem-at-or-ro'sis). Separation of the blood serum as in cholera. [Gr., *aima*, blood, + *orros*, serum.]
- hematosalpinx** (hem''at-o-sal'pinx). A collection of blood in the fallopian tube. [Gr., *aima*, blood, + *salpinx*, tube.]
- hematoscope** (hem''at-o-sköp). An instrument for observing the spectroscopic properties of the blood. [Gr., *aima*, blood, + *skopein*, to examine.]
- hematotomy** (hem-at-os'kop-e). Examination of the blood with the hematoscope.
- hematosepsis** (hem''at-o-sep'sis). See *septicemia*.
- hemat'osin**. A term commonly used for hematin; but, according to Tabourin, h. is an independent body. It is said to contain 10 per cent. of iron, and has been proposed as a hematopoietic remedy.
- hematosis** (hem-at-o'sis). 1. See *arterialization*. 2. See *sanguinification*. 3. See *hematogenesis*. [Gr., *aima*, blood.]
- hematospectroscope** (hem''at-o-spek'tro-sköp). An instrument for ascertaining the spectroscopic bands of hemaglobin. [Gr., *aima*, blood, + Lat., *spectrum*, image, + Gr., *skopein*, to examine.]
- hematostenosis** (hem''at-o-sten-o'sis). Stricture or narrowing of a blood vessel. [Gr., *aima*, blood, + *stenosis*, narrowing.]
- hematother'mal**. Warm blooded.
- hematothorax** (hem''at-o-tho'raks). Hemorrhage into the pleural cavity. [Gr., *aima*, blood, + *thorax*.]
- hematotic** (hem-at-ot'ik). Pertaining to hematosis and hemogenesis. [Lat., *hematoticus*.]
- hematotoxic** (hem''at-o-tox'ik). Causing, or depending on poisoning of the blood. [Gr., *aima*, blood, + *toxikon*, poison.]
- hematotoxic** (hem-ah-tox'ik). See *hematotoxic*.
- hematoxylin** (hem-at-ox'il-in). A coloring principle, $C_{16}H_{14}O_6$, obtained from the wood of *Haematoxylin campechianum*, forming yellow crystals. It is used extensively as a staining agent in microscopy and as a reagent for alkalis, by which it is turned blue, and for ammonia, by which it is turned red. [Lat., *hematoxylinum*.]
- Hematoxylon** **Haematoxylon** (hem-at-ok'si-lon). 1. A genus of trees of the *Caesalpineae*. 2. Logwood, Campeachy wood; of the U. S. Ph. and Br. Ph., the wood of *H. campechianum* cut into chips or rasped into a powder. **decoctum hematoxyli**. A decoction made by boiling h. in water with the addition of cinnamon [Br. Ph.]. **extractum hematoxyli**. A dry extract of h. [U. S. Ph.]. **H. campechianum**. A tree indigenous to Campeachy and other parts of tropical America, and naturalized in Jamaica. The heart wood (h. [U. S.
- Ph.], or logwood) is used as a mild astringent in intestinal disorders. [Gr., *aima*, blood, + *xylon*, wood.]
- hematozoön** (hem''at-o-zo'on). Any animal parasite of the blood. [Gr., *aima*, blood, + *zoön*, animal.]
- hematozymosis** (hem''at-o-zi-mo'sis). Fermentation of the blood. [Gr., *aima*, blood, + *zymosis*, fermentation.]
- hematuria** (hem-at-u're-ah). A discharge of bloody urine. **Heller's test for h.** See under *Heller*. [Gr., *aima*, blood, + *ouron*, urine.]
- hemendothelioma** (hem''en-do-the-le-o'mah). An endothelioma composed of cells from the endothelium of blood vessels.
- hemeralopia** (hem''er-al-o'pe-ah). Night-blindness; failure of visual acuity in dim light; supposed to be connected with a deficiency in the development of visual purple in the rods. [Gr., *emera*, a day, + *ops*, sight.]
- hemi-**. A prefix from the Gr., *emi*, the same as the Lat., *semi*, half.
- hemi-al'bumose**. Of Kühne, a crystalline product of the pancreatic peptonization of albumin. It appears in the urine in osteomalacia, fevers, diphtheria, and phosphorus poisoning.
- hemi-amaurosis** (hem-e-am-aw-ro'sis). A form of temporary blindness in which hemiopia is associated with amblyopia in the other half of the field. 2. See *hemiopia*. [Gr., *emi*, half, + *amaurosis*, amaurosis.]
- hemi-analgesia** (hem''e-an-al-je'se-ah). Analgesia of one lateral half of the body. [Gr., *emi*, half, + *analgesia*, analgesia.]
- hemi-anesthesia** (hem''e-an-es-the'se-ah). Anesthesia of greater or less extent on one side of the body. **alternate h.** H. of one side of the face and of the opposite side of the body. **crossed h.** H. associated with motor paralysis of the opposite side of the body. **hysterical h.** H. both tactile and thermal, and sometimes of some or all of the special senses on the affected side. The left side is usually affected. [Gr., *emi*, half, + *anesthesia*, anesthesia.]
- hemi-anopia, hemi-anopsia** (hem''e-an-o'pe-ah, hem''e-an-ops'e-ah). Absence of vision in one half the field of one or both eyes. [Gr., *emi*, half, + *an*, priv., + *opsis*, vision.]
- hemi-ataxy** (hem-e-at-ax'e). Loss of co-ordination in one half of the body. [Gr., *emi*, half, + *ataxia*, a lack of discipline.]
- hemi-athetosis** (hem''e-ath-e-to'sis). Athetosis of one side of the body. [Gr., *emi*, half, + *athetos*, without fixed position.]
- hemi-atrophy** (hem-e-at-ro-fe). Atrophy of more or less of the tissues on one side of the body. **progressive h. of the face**. See *progressive facial atrophy*. [Gr., *emi*, half, + *atrophia*, atrophy.]
- hemic** (hem'ik). Pertaining to, or due to state of, blood. [Gr., *aima*, blood.]
- hemicellulose** (hem-e-sel'u-lös). A constituent of the cell wall, closely related to cellulose, but dissolved by boiling with strongly diluted mineral acids, yielding

arabinose, xylose, galactose, and mannose instead of glucose.

hemicephalia (hem'e-sef-al'e-ah). Syn.: *hypacephalia*, *acephalia spuria*. A monstrosity in which portions of the encephalon are contained in a shapeless tumor representing the head. [Gr., *emi*, half, + *kephale*, the head.]

hemocerebrum (hem-e-ser'e-brum). A cerebral hemisphere.

hemichorea (hem'e-ko-re'ah). Chorea affecting one side of the body only. [Gr., *emi*, half, + *choreia*, a dancing.]

hemicrania (hem'e-kra'ne-ah). 1. Unilateral headache. See *migraine*. 2. A form of monstrosity in which one half of the brain is absent or imperfectly developed. [Gr., *emi*, half, + *kranion*, the cranium.]

Hemidesmus (hem-e-des'mus). The typical genus of the *Hemidesmeae*, which are a tribe of periploceous plants. **H. indicus**. A species growing in Hindustan. The root, also called Indian sarsaparilla (with which it was once confounded), is used as a tonic, alternative, diuretic, diaphoretic. **hemidesmi radix**. Syn.: *radix nannari* (seu *sarsaparillae indicae*). The dried root of *H. indicus* [Br. Ph., 1898]. [Gr., *emi*, half, + *desmos*, a bond.]

hemidiaphoresis (hem'e-di-af-o-re'sis). A sweating of one side of the body. [Gr., *emi*, half, + *diaphoresis*, perspiration.]

hemidrosis (hem-e-dro'sis). Hyperidrosis affecting one half of the body only. [Gr., *emi*, half, + *idrosis*, perspiration.]

hemi-encephalus (hem'e-en-sef'al-us). Having but half a brain; as a n., a half-developed brain; of Geoffroy St.-Hilaire, a genus of monsters having a nearly normal cranium and brain, but merely rudimentary organs of sense. [Gr., *emi*, half, + *egkephalos*, the brain.]

hemi-epilepsy (hem-e-ep'il-ep-se). Epilepsy in which the convulsions are limited to one half of the body. [Gr., *emi*, half, + *epilepsy*.]

hemimelus (hem-im'e-lus). A monster in which some or all of the extremities are curved and stunted. [Gr., *emi*, half, + *melos*, a limb.]

hem'in. Syn.: *Teichmann's crystals*, *hem-in crystals*. The hydrochloric acid ester of hematin. Under the microscope the crystals are dark brown, long, rhombic, or spoollike; often grouped as crosses or rosettes. Slightly soluble in warm glacial acetic acid.

hemioptia (hem-e-o'pe-ah). Syn.: *hemioptiasis*, *hemioptia*, *hemioptis*. A condition in which there is vision in only one-half the visual field (*hemianoptia*). The defect, when confined to one eye, is seldom quite regular; it is usually binocular. [Gr., *emi*, half, + *opsis*, sight.]

hemipagus (hem-ip'ag-us). A monster having a double head and extremities joined to a single trunk.

hemiparaplegia (hem'e-par-ap-l'e-ah). Paraplegia confined to one of the lower extremities. [Gr., *emi*, half, + *paraplegia*, paraplegia.]

hemiparesis (hem-e-par'e-sis). 1. Paresis

confined to one lateral half of the body. 2. A condition of muscular exhaustion verging on paresis. [Gr., *emi*, half, + *paresis*, paralysis.]

hemipeptone (hem-e-pep'ton). According to Kühne's classification, the peptone arising from the hemi-portion of the protein molecule. This variety of peptone is easily hydrolyzed farther by strong proteolytic enzymes (trypsin) with the simpler split products, such as the amino acids, differing in this respect from the more resistant antipeptone. [Gr., *emi*, half, + *peptone*.]

hemiplegia (hem-e-ple'je-ah). Motor paralysis of one lateral half of the body. It is usually limited to the muscles of the arm, leg, and face. Some of the muscles may not be affected at all, or may be only temporarily weakened. **centric** (or **cerebral**) **facial h.** Unilateral facial paralysis due to a cerebral or central lesion. **cerebral h.** Motor paralysis of one lateral half of the body produced by a cerebral lesion on the opposite side of the body, and above the decussation of the pyramids. **cortical h.** H. produced by a lesion of the cerebral cortical centers. **crossed h.** Motor paralysis of the facial muscles on one side (together with trigeminal anesthesia), and of the hypoglossal nerve and the extremities on the opposite side. **embolic h.** H. produced by embolism of a cerebral artery. **hemorrhagic h.** H. caused by cerebral or spinal hemorrhage. **hysterical h.** The simulation of h. by an hysterical patient. [Gr., *emi*, half, + *plege*, blow.]

hem'isin. A trade name for epinephrin.

hemispasm. See *cortical epilepsy*, under *epilepsy*.

hemisphere (hem'is-fēr). Half of a sphere, also any object so shaped. **cerebellar h's**. The two lateral masses of the cerebellum. **cerebral h's**. The two lateral masses of the cerebrum. **h's of the brain**. See *cerebral h's*. **h's of the bulb (of the urethra)**. The lateral halves of the posterior portion of the bulb of the urethra. [Gr., *emisphaira*, from *emi*, half, + *sphaira*, sphere.]

hemisystole (hem-e-sis'to-le). Systole of one lateral half of the heart supposed to occur independently of systole of the other half. [Gr., *emi*, half, + *systole*, systole.]

hemiterata (hem-e-ter'ah-tah). Abnormalities of development not sufficiently grave to be classed as true monstrosities, such as aberrant blood vessels, clubfoot, or supernumerary digits. [Gr., *emi*, half, + *teras*, monster.]

hemiteria (hem-e-te're-ah). See *hemiterata*.

hemitomas (hem-e-to'me-as). A person deprived of one testicle. [Gr., *emi*, half, + *tonias*, eunuch.]

hem'lock. 1. *Conium maculatum*. 2. A name for several species of *Cicuta*, *Oenanthe*, etc. 3. A name for various species of fir, especially the *Abies* (*Tsuga canadensis*). **American water h.** *Cicuta maculata*. **common h.** *Conium maculatum*. **ground h.** *Tax-*

- us canadensis*. **mountain h.** *Levisticum officinale*. **poison h.** 1. See *Conium*. 2. *Oenanthe crocata* and some other species of *Oenanthe*. **spotted h.** See *Conium maculatum*. **water h.** 1. *Cicuta virosa* and *Cicuta maculata*. 2. *Oenanthe crocata* and *Oenanthe phellandrium*. [Ang.-Sax., *hemléac*, *hemlyc*, *hymlice*.]
- hemo-**. A prefix from the Gr., *aima*, blood. A shortened form of *hemato-*, used in compound words to signify having to do with blood.
- hemo-alkalimeter** (hem''o-al-kal-im'et-er). An apparatus for ascertaining the degree of alkalinity of the blood.
- hemochromatosis** (hem''o-kro-mat-o'sis). A disease characterized by pigmentation of the skin and the viscera, generally occurring in males, between the ages of thirty and sixty. It is sometimes associated with diabetes and has thus been called *bronzed diabetes*. [Gr., *aima*, blood, + *chroma*, color.]
- hemochromogen** (hem-o-kro'mo-jen). A pigment produced, according to Hoppe-Seyler, by decomposing hemoglobin with acids or alkalis in the absence of oxygen. It is converted into hemato porphyrin by the action of acids, losing its iron in the process. It is identical with the reduced hematin of Stokes, obtained by the action of ammonium sulphid upon an alkaline solution of hematin. It bears the same relation to hematin that hemoglobin bears to oxyhemoglobin. By oxidation it is converted into hematin. [Gr., *aima*, blood, + *chroma*, color, + *gennan*, to produce.]
- hemochromometer** (hem''o-kro-mom'et-er). An instrument for determining the exact tint of the blood, and hence for inferring its richness in hemoglobin. [Gr., *aima*, blood, + *chroma*, color, + *metron*, a measure.]
- hemoclastic** (hem-o-klas'tik). See *hematolytic*.
- hemocyanin** (hem-o-si'an-in). A substance present in the liquor sanguinis of the octopus, and consisting of a proteid in combustion with a pigment. It is supposed to be analogous to the hemoglobin of the blood. [Gr., *aima*, blood, + *kyaneos*, blue.]
- hemocytolysis** (hem-o-si-to'l'is-is). The dissolving of red blood corpuscles. [Gr., *aima*, blood, + *kytos*, cell, + *lysis*, dissolving.]
- hemocytozoön** (hem''o-si-to-zo'on). Any animal microparasite living upon the cells of the blood. [Gr., *aima*, blood, + *kytos*, a cell, + *zoon*, an animal.]
- hemodiapedesis** (hem''o-di-ap-ed-e'sis). See *diapedesis*. [Gr., *aima*, blood, + *diapedesis*, an oozing.]
- hemodrometer** (hem-o-drom'et-er). See *hemadromometer*.
- hemodromograph** (hem-o-drom'o-graf). See *dromograph*.
- hemodynamics** (hem''o-di-nam'iks). See *hemadynamics*.
- hemodynamometer** (hem''o-di-nam-om'et-er). See *hemadynameter*.
- hemoferrum** (he-mo-fer'rum). A proprietary hematonic preparation in pill form prepared from beef blood.
- hemoflagellates** (hem-o-flaj'el-äts). A protozoan organism of the class *Flagellata*, occurring as a parasite in the blood of vertebrates.
- hemofuscin** (hem-o-fus'in). A pathological blood pigment, generally associated with cirrhosis of the liver. [Gr., *aima*, blood, + *fuscus*, brown.]
- hemogall'ol**. An organic iron compound obtained by the reduction of hemoglobin by pyrogallol. It is used like iron.
- hemogenesis** (hem-o-jen'es-is). See *hematogenesis*.
- hemoglo'bic**. Containing or producing hemoglobin; said of cells.
- hemoglo'bin**. Syn.: *oxyhemoglobin*. A crystalline compound of hematin and globin, forming the principal part of the solid constituents of the red blood corpuscles. In man it forms prismatic or rhombic crystals of a reddish purple color, readily soluble in water. Under ordinary conditions, it may occur loosely combined with oxygen as *oxyhemoglobin*. It is the agent by which the respiratory processes are effected, as it takes up the oxygen from the inspired air and carries it in the blood to the tissues to which it gives up the oxygen, being thus transformed to h. The oxygen is supposed to combine with the hematin portion of the molecule. It has also the property of combining with carbon dioxide, but in this case the gas combines with the protein (globin) portion of the molecule. H. has a very characteristic absorption spectrum, which is used in its detection and differentiation from some of its derivatives. It forms a very stable combination with carbon monoxide. See also *oxyhemoglobin*.
- carbonic monoxid h.**, **carbonic oxid h.** See *carboxyhemoglobin*. **h., how to take**; see in *appendix*, page 899. **nitric oxid h.** A stable bluish violet compound formed by adding nitric oxide to h. Its spectrum gives two absorption bands. **oxygenated h.** *Oxyhemoglobin*.
- hemoglobinemia** (hem''o-glo-bin-e'me-ah). The presence of hemoglobin in the blood in a state of solution. [*Hemoglobin* + Gr., *aima*, blood.]
- hemoglobinometer** (hem''o-glo-bin-om'et-er). An apparatus devised by Gowers for estimating the amount of hemoglobin in the blood.
- hemoglobinuria** (hem''o-glo-bin-u're-ah). A disease characterized by the presence in the urine of dissolved hemoglobin, the result, it is believed, of hemorrhage from vessels larger than the capillaries. **intermittent h.**, **paroxysmal h.**, **periodic h.** H. which recurs at regular or irregular intervals. Especially a peculiar disease occurring in periodically recurring paroxysms which are said to be excited by exposure to cold and which are characterized by mild febrile symptoms and by the discharge of reddish or blackish urine, containing free hemoglobin, but no uninjured blood corpuscles. [*Hemoglobin* + Gr., *ouron*, urine.]

- Hemogregarinae, Haemogregarinae** (hem''o-greg-ar-e'ni). See *Hemosporidia*.
- hemokonia, hemoconia** (hem-o-ko'ne-ah). Syn.: *Miller's blood dust*. The free, highly refractive granules which have been liberated by the neutrophilic and eosinophilic leukocytes. They are frequently found in blood and are numerous in pus. They are known collectively as blood dust. [Gr., *aima*, blood, + *konis*, dust.]
- he'mol.** Reduced hemoglobin, an organic iron compound obtained from blood by reduction. **h. cuprate.** H. containing about 2 per cent. of copper. H. is also present in combination with arsenic, bromin, and other substances.
- hemolipase** (hem-o-lip'ās). A fat saponifying ferment in the blood.
- hemolith** (hem'o-lith). A concretion in the wall of a blood vessel.
- hemolysins** (he-mol'is-ins). Organic substances which cause the discharge of hemoglobin from red corpuscles and therefore lake the blood. H's may occur naturally in animals or plants or in a given animal, they may be produced by the process of immunization, that is, by repeated injection of foreign red corpuscles. Each such hemolysin consists of two parts, the *immune body* or *amboceptor*, produced as an antibody to the substance injected, and the *complement*, a substance found normally in red blood. [Gr., *aima*, blood, + *lyein*, to loose.]
- hemolysis** (hem-ol'is-is). The dissolving of red blood corpuscles with the setting free of hemoglobin in the fluid medium. This can be accomplished by distilled water, by freezing, by a temperature of 55° C., by acids, by alkalis, by certain glycerids such as saponin, by bacterial cultures such as the tetanus bacillus, by animal venoms, and by the serum of foreign or immunized animals. [Gr., *aima*, blood, + *lysin*, to loose.]
- hemolytic.** See *hematolytic*.
- hemomanometer** (hem''o-man-om'et-er). A manometer used for determining blood pressure.
- hemometer** (he-mom'et-er). 1. See *hemodynamometer*. 2. Of Fleischl, an instrument for measuring the amount of hemoglobin in the blood. [Gr., *aima*, blood, + *metron*, a measure.]
- hemopathology** (hem-o-path-ol'o-je). The pathology of the blood. [Gr., *aima*, blood, + *pathology*.]
- hemopericardium.** See *hematopericardium*.
- hemopexis** (hem-o-peks'is). Coagulation time of the blood. [Gr., *aima*, blood, + *pexis*, congelation.]
- hemophagocytes** (hem-o-fag'o-sits). Of Metchnikoff, the white blood corpuscles; the phagocytes of the blood, in contradistinction to those of connective tissue. [Gr., *aima*, blood, + *phagein*, to eat, + *kytos*, a cell.]
- hemophilia** (hem-o-fil'e-ah). A congenital condition characterized by defective coagulability of the blood, so that hemorrhage, even from trivial injuries, is severe and difficult to check. Females rarely exhibit the defect, but they beget male bleeders.
- h. neonatorum.** Purpura in newborn children. **hereditary h.** H. that is inherited from one or both parents. **sporadic h.** Spontaneous hemorrhage from different organs in a person having no hemophilic ancestry. [Gr., *aima*, blood, + *philein*, to love.]
- hemophobia** (hem-o-fo'be-ah). Fear or horror at the sight of blood. [Gr., *aima*, blood, + *phobos*, fear.]
- hemoplastic** (hem-o-plas'tik). See *hematoplastic*.
- hemopneumothorax** (hem''o-nu-mo-tho'rax). A collection of blood and gas in the pleural cavity. [Gr., *aima*, blood, + *pneuma*, air, + *thorax*, thorax.]
- hemopoiesis** (hem-o-poy-e'sis). See *hematopoiesis*.
- hemopsonin** (hem-op'so-nin). An opsonin the action of which is directed toward red blood corpuscles. [Gr., *aima*, blood, + *opsonin*.]
- hemoptysis** (hem-op'te-sis). Lit., a spitting of blood; hemorrhage from the mucous membrane of the lungs, discharged upward through the trachea and mouth. The blood usually is bright red and frothy. **cardiac h.** H. produced by disturbances of arterial tension in patients having heart disease. **vicarious h.** H. immediately preceding a scanty menstruation or occurring at regular intervals instead of menstruation. [Gr., *aima*, blood, + *ptysis*, a spitting.]
- hemopyrrol** (hem-o-pir'rol). 3 methyl-4 propyl-pyrrol. Formed by the reduction of hematin. On exposure to the air it is gradually converted into urobilin.
- hemoquinin** (he''mo-kwin'in). A proprietary preparation, said to contain peptonate of quinin and other so-called peptonates in an aromatized hydro-alcoholic solution.
- hemorrhage** (hem'or-rej). An escape of blood from the heart or the blood vessels, either externally or into or between the tissues. **cerebral h.** An escape of blood upon the surface or into the substance of the brain. See *apoplexy*. **concealed (accidental) h.** That form of accidental uterine h. in which the blood does not flow out from the uterus, but collects between the wall of that organ and the ovum. **idiopathic h.** H. not produced by any appreciable disease or injury. **intermediary h.** A h. occurring subsequent to the arrest of primary traumatic h. and before the establishment of supuration. **petechial h.** H. occurring in minute spots in the skin. **post partum h.** A h. occurring soon after labor or childbirth. **puerperal h.** 1. Any h. from the genital tract connected with the process of parturition. 2. Any uterine h. occurring between the time of conception and that of the first menstruation after delivery. 3. As more commonly employed, uterine h. occurring after the first day following labor. **pulmonary h.** H. from the lungs. **punctiform h.** Small circumscribed hemor-

- rhagic foci, produced by rupture of capillary vessels. **secondary h.** 1. H. occurring after a considerable interval from the cessation of the primary h. from a wound. 2. In obstetrics, uterine h. "some days after delivery." **vicarious h.** 1. A h. from some other part of the body than the uterus in lieu of menstruation. 2. A critical h. **white h.** See *hemorrhagic infarction*, under *infarction*. [Gr., *aima*, blood, + *regnynai*, to break through.]
- hemorrhagin** (hem-o-ra'jin). A cytolyisin present in snake venom and other toxins, which is destructive to the endothelial cells of blood vessels.
- hemorrhoid** (hem'or-royd). A vascular tumor of the mucous membrane of the rectum. A pile. [Gr., *aimorros*, veins liable to discharge blood.]
- hemorrhoidin** (hem-or-roy'din). A pigment obtained by Lehmann from meat and meat products.
- hemorubin** (hem-o-ru'bin). Of Letort, a constituent of the blood containing iron, sulphur, carbon, a little arsenic, and a great deal of oxygen; used as a nutritive and tonic. [Gr., *aima*, blood, + Lat., *ruber*, red.]
- hemosalpinx** (hem-o-sal'pinks). An oviduct dilated with blood.
- hemosensitizen** (hem-o-sen'sit-i-zen). The sensitizing substance for red blood corpuscles.
- hemosiderin** (hem-o-sid'er-in). A pigment containing iron, formed on the outside of extravasated blood by the decomposition of hemoglobin under the action of the living tissues, while hematoidin is formed in the interior of the mass of blood. [Gr., *aima*, blood, + *sideros*, iron.]
- hemosiderosis** (hem-o-sid'er-o'sis). The presence of the iron-containing blood pigment as hemosiderin in the liver, the lungs, or other viscera, being caused by the blood destruction in sepsis, pernicious anemia, and hemoglobinemia.
- hemozotic** (hem-o-so'zik). Antihemolytic.
- hemozo'zin**. An antiserum which prevents hemolysis. [Gr., *aima*, blood, + *sozein*, to preserve.]
- hemosporidia** (hem-o-spo-rid'e-ah). Sporidia that live as parasites in the red blood corpuscles of vertebrates. They are now incorporated in the order *Bimucleata*.
- hemostasis** (hem-os'ta-sis). Stagnation of blood. [Gr., *aimostasis*, a means of stopping blood.]
- hem'ostat**. A forceps used for controlling bleeding; an artery forceps.
- hemosterol** (hem-os'ter-ol). A certain compound said to be obtained from fresh blood.
- hemotachrometer** (hem''o-tak-rom'et-er). Of Vierordt, an instrument for measuring the velocity of the blood current. [Gr., *aima*, blood, + *tachys*, fast, + *metron*, a measure.]
- hemotachrometry** (hem''o-tak-rom'et-re). Measurement of the rapidity of the circulation of the blood.
- hemotexis** (hem-o-teks'is). The dissolution of putrid or corrupted blood. [Gr., *aima*, blood, + *texis*, a melting.]
- hemotoxin** (hem-o-toks'in). A cytotoxin able to destroy red blood corpuscles.
- hemoverdin** (hem-o-ver'din). A pigment isolated from the blood of animals poisoned with phenylhydrazin.
- hemozo'ön**. See *hematozoön*.
- hemp**. 1. A plant of the genus *Cannabis*. 2. The bast fibers or fibrous bundles, used for textile purposes, from various plants, such as those of the genera *Crotolaria*, *Hibiscus*, *Corchorus*, *Musa*, and *Agave*, and especially from *Cannabis sativa*.
- American h.** The American variety of *Cannabis sativa*. **Canada h.**, **Canadian h.** *Apocynum cannabinum*. **Indian h.** *Cannabis sativa*, the flowering tops of which constitute the cannabis indica of the U. S. Ph.
- hen'bane**. See *Hyoscyamus*.
- Henle's layer**. Syn.: *Sheath of Henle*. An incomplete layer of oblong, flattened, non-nucleated cells forming the outer part of the inner root sheath of a hair. **H's loop tube**. The part of a uriniferous tubule extending from the renal cortex a short distance into the papillary portion of the kidney and then forming a U-shaped loop and returning to the cortical portion. [Friedrich Gustav Jakob Henle, Ger. anatomist, 1809-1885.]
- hen'na**. The leaves of *Lawsonia alba* powdered and made into a paste. It is the *camphère* (camphor) of the Scriptures. It contains tannic acid, and has been used internally and locally in skin diseases. [Copt., *khenma*.]
- henogenesis** (hen-o-jen'es-is). The production of the individual. See *ontogeny* and *phylogeny*. [Gr., *en*, one, + *genesis*, production.]
- henpuye** (hen-poo'ye). See *goundou*. [West African.]
- Henry's law, Henry and Dalton's law**. The l. that the amount by weight of gas absorbed by a liquid is directly proportional to the pressure at which absorption takes place.
- Henry's magnesia**. A very fine and compact form of magnesia, prepared by Henry of Manchester, Eng., and much used medicinally.
- he'par**. 1. The liver. 2. An old term for an alkaline sulphid. **h. accessorium**. A small nodule of hepatic tissue distinct from the liver; occasionally found upon its surface. **h. adiposum**. See *fatty liver*. **h. induratum**. An affection occurring after long continued intermittent fevers, frequently in connection with melanemic, pigmentary deposits in and near the capillaries; consisting in hyperplasia of the interacinous connective tissue of the liver. **h. migrans**, **h. mobile**. See *floating liver*, under *liver*. **h. siccatum**. The dried and powdered liver of the pig; used in cirrhosis of the liver. **h. sinistrum**. See *spleen*. **h. succenturiatum**. An accessory liver; a supernumerary hepatic lobe separate from the general mass of the organ. **h. sulphuris**. Potassium sul-

- phid (so called on account of its liver color); also, generically, a sulphid of any alkali or alkaline earth. **h. uterinum**. See *placenta*. **h. variegatum**. See *nutmeg liver*, under *liver*. [Gr., *epar*.]
- heparaden** (he-par'ad-en). A mixture of fresh liver and sugar of milk; used in jaundice.
- hepatalgia** (hep-at-al'je-ah). 1. Pain in the liver. 2. See *biliary colic*, under *colic*. [Gr., *epar*, liver, + *algos*, pain.]
- hepatargy** (hep'at-ar-je). Hepatic auto-intoxication. [Gr., *epar*, liver, + *argia*, inactivity.]
- hepaticus** (he-pat'ik-us). Hepatic; as a n., in the f., *Hepatica*; a section of the genus *Anemone* (of the U. S. Ph., 1870, *Anemone hepatica*), also a genus of the *Hepaticae*; as a n., in the n., *hepaticum*, a remedy supposed to act on the liver.
- hep'atin**. See *glycogen*.
- hepatitis** (hep-at-i'tis). Inflammation of the tissues of the liver. **acute h.** An acute inflammation of the liver, usually with pus formation. **biliary h.** Inflammation of the liver which begins in the bile ducts. **gummatous h.** A variety of syphilitic inflammation of the liver. It may be either miliary or nodose. **interstitial h.** Syn.: *cirrhosis of the liver*. Inflammation of the connective tissue framework of the liver; if circumscribed, leading to the formation of abscesses; if diffuse, leading to softening and atrophy or induration and cirrhosis. **suppurative h.** Abscess of the liver. [Gr., *epatitis*.]
- hepatization** (hep-at-iz-a'shun). 1. That condition (especially of the lung) in which the tissue is consolidated and resembles liver tissue. **gray h.** The condition of the lung tissue in the third stage of pneumonia or the stage of disintegration. **red h.** The condition of the lung tissue in the second stage of pneumonia. It is soft and reddish and contains no air, but is gorged with blood and serum. [Gr., *epatizein*, to be like liver.]
- hep'atized**. In a state of hepatization; changed so as to resemble liver in color or texture.
- hepato-**. A prefix representing the Gr., *epato*, from *epar*, liver.
- hepatocoele** (he-pat'o-sel). Hernia of a part of the liver. [Gr., *epar*, the liver, + *kele*, a tumor.]
- hepatodynia** (hep'at-o-din'e-ah). Chronic pain in the liver. [Gr., *epar*, liver, + *odyne*, pain.]
- hepatogenic**, **hepatogenous** (hep-at-o-jen'ik, hep-at-o-j'en-us). Originating in the liver. [Gr., *epar*, the liver, + *gennan*, to produce.]
- hepatolith** (hep'at-o-lith). A gall-stone situated within the liver. [Gr., *epar*, the liver, + *lithos*, a stone.]
- hepatolithiasis** (hep'at-o-lith-i'as-is). The diseased condition produced by gall-stones in the liver. [Gr., *epar*, the liver, + *lithiasis*.]
- hepatolytic** (hep'at-o-lit'ik). Destructive of liver tissue. [Gr., *epar*, liver, + *lysis*, dissolution.]
- hepatomelanosis** (hep'at-o-mel-an-o'sis). Melanosis of the liver.
- hepatoptosis** (hep'at-op-to'sis). Dislocation of the liver. [Gr., *epar*, the liver, + *ptosis*, a falling.]
- hepatorrhagia** (hep'at-or-ra'je-ah). Hemorrhage from the liver. [Gr., *epar*, the liver, + *regnunai*, to break forth.]
- hepatorrhaphy** (hep-at-or'raf-e). Suture of the liver to an adjacent structure; suture of a wound of the liver.
- hepatorrhexis** (hep'at-or-rex'is). Rupture of the liver. [Gr., *epar*, the liver, + *rexis*, a rending.]
- hepatostomy** (hep-at-os'to-me). The making of an opening into the liver for the removal of gall-stones. [Gr., *epar*, the liver, + *stoma*, mouth.]
- hepatotomy** (he-pat-o'f'o-me). Surgical incision of the liver. [Gr., *epar*, the liver, + *tome*, a cutting.]
- hepatotoxemia** (hep'at-o-tox-e'me-ah). Toxemia originating from the liver. [Gr., *epar*, the liver, + *toxemia*.]
- hepatotoxin** (hep'at-o-toks'in). A cytotoxin for liver cells. [Gr., *epar*, the liver, + *toxin*.]
- hepta-**. A prefix from the Gr., *epta*, seven.
- hep'tad**. Septivalent; as a septivalent element or radicle; an element with seven valences. [Gr., *epta*, seven.]
- hep'tane**. A saturate hydrocarbon, C_7H_{16} , of which several isomers are known. The normal h. is present in crude petroleum.
- heptatomic** (hep-tat-om'ik). 1. Containing 7 atoms of replaceable hydrogen. 2. Having a combining capacity that is saturated by union with 7 atoms of hydrogen. [Gr., *epta*, seven, + *atomos*, an atom.]
- heptyl** (hep'til). The univalent radicle, $C_7H_{15}OH$, of which several isomers are known. [Gr., *epta*, seven, + *yle*, material.]
- hep'tyl al'cohol**. Heptyl hydrate, $C_7H_{15}OH$, of which several isomeric varieties are known.
- Heracleum** (her-ak-le'um). Cow parsnip, a genus of umbelliferous herbs of the *Peucedaneae*. **H. lanatum**. Masterwort, American cow parsnip; a species indigenous to North America, growing in meadows and along fences and hedges from Canada to Pennsylvania. The root, as well as the leaves and seeds, is mildly stimulant and carminative. [Gr., *erakleios*, pertaining to Hercules.]
- herapathite** (her'ap-ath-it). A compound of quinin sulphate and iodine, formerly used in scrofula. [*W. B. Herapath*, an English physician, 1820-1868.]
- herb**. In botany, a plant having a succulent stem which dies down to the ground at the close of the season. In pharmacy, the tops, including flowers (if gathered in the flowering season), of an herbaceous plant. [Lat., *herba*, grass.]
- her'balist**. One who collects or deals in plants and herbs; also a practitioner who uses herbs only.
- herba'rium**. A collection of dried plants systematically arranged.

herbivorous (her-biv'o-rus). Subsisting on herbs or grass. [Lat., *herba*, herb, + *vorare*, to devour.]

hereditary. Transmitted from parent to child. [Lat., *heres*, an heir.]

heredity (he-red'it-e). The inheritance of certain qualities or tendencies. **collateral h.** The appearance of physical or moral characteristics of an uncle, grand-uncle, aunt, or grandaunt in a nephew or a niece. **direct h.** The transmission of paternal or maternal physical or moral characteristics to the children. **h. through influence.** See *indirect atavism*. **normal h.** The transmission of ordinary moral or physical characteristics from an ancestor to a descendant. [Lat., *hereditas*, from *heres*, an heir.]

heredo- (her''ed-o-). Relating to heredity.

Hering's theory of color vision. The theory advanced by Hering, which supposes that there are three fundamental color substances, each of which gives one color sensation when undergoing dissimulation and the opposite or complementary color sensation when undergoing assimilation. According to the sensations thus produced, these color substances are designated *white-black*, *red-green*, and *yellow-blue*.

hermaphroditism (her-maf'ro-dism). See *hermaphroditism*.

hermaphrodite (her-maf'ro-dit). Bisexual; as a n., a bisexual animal or plant, or one that appears to be bisexual.

hermaphroditism (her-maf'rod-it-ism). The bisexual development of one individual. **abnormal h.** H. in a species in which the sexes are normally differentiated in the individuals. **absolute h., adequate h.** See *normal h.* **alternate h.** Of Perls, lateral h. **apparent h.** See *spurious h.* **bilateral h.** H. in which both male and female sexual glandular organs are present. **bisexual h.** See *true h.* **complex h.** That variety of true h. in which either (1) ovaries and an imperfect uterus coexist with seminal vesicles and rudiments of the vasa deferentia, or (2) testicles, vasa deferentia, and seminal vesicles coexist with an imperfect uterus and its appendages, or (3) ovaries and testicles coexist on one or both sides. **crossed h.** A rare form of h. in which the deep organs of one side and the superficial organs of the opposite side belong to the same sex, while the other organs belong to the opposite sex. **double h.** See *complex h.* **false h.** See *spurious h.* **female h.** H. in which the ensemble of the reproductive apparatus is essentially female. **h. with excess.** H. in which the sexual apparatus is essentially that of one sex, but presents in some portion the characteristics of the male and in another those of the female. **h. without excess.** H. in which the ensemble of the genitalia is essentially either male or female. **imperfect bisexual h.** A form of h. with excess in which there are incomplete male and female genitalia, or

in which only one variety of genitalia is incomplete. **insufficient h.** See under *normal h.* **lateral h.** That variety of true h. in which there is a testicle on one side and an ovary on the other. **male h.** H. in which the ensemble of the reproductive apparatus is essentially masculine. **neuter h.** H. in which the genitals present the appearance neither of those of the male nor of those of the female. **normal h.** H. in certain plants and lower forms of animal life, in which the individual possesses both male and female organs. It is said to be *sufficient* when an individual can fecundate itself, and *insufficient* when the organs are so disposed that a sort of reciprocal conjunction of two individuals is necessary for fecundation. **perfect h.** A possible form of h. in which the genitalia of each sex are perfect in one individual. **semi-lateral h.** H. in which the genitalia on one side are all proper to one sex, and those on the other side either proper to the opposite sex or mixed. **spurious h.** That variety in which the genital organs of an individual appear more or less like those of the other sex. **sterile h.** See *neuter h.* **sufficient h.** See under *normal h.* **transverse h.** That variety of true h. in which the external genital organs are those of one sex and the internal those of the other. **true h.** That variety in which more or fewer of both the male and female organs of generation coexist in a single individual. **unilateral h.** Of Klebs, h. in which there are a testicle and an ovary on one side, and on the other side a single genital gland (testicle or ovary). **vertical h.** See *complex h.* [Gr., *Ermes*, *Hermes*, + *Aphrodite*, *Venus*.]

hermaphroditism (her-maf''ro-dit-is-mus). See *hermaphroditism*. **h. androgynous bisexual.** That form of h. in which both ovary and testicle occur on each side.

hermetic. 1. Pertaining to chemistry or alchemy. 2. Air tight. [Gr., *Ermes*, *Hermes*.]

hermetically. After the manner of chemists, impenetrably; said of methods of sealing.

hermodactyl (her-mo-dak'til). The surinjan of the Indian bazaars; the root or bulb of an uncertain plant, probably *Colchicum variegatum*. [Gr., *Ermes*, *Hermes*, + *daktylos*, a finger.]

hermodactylos, hermodactylus (her-mo-dak'til-os, her-mo-dak'til-us). See *hermodactyl*. **h. officinalis, h. officinarum.** The hermodactyl of the ancients; the bulb of a species of *Colchicum*, probably *Colchicum variegatum*.

hermophenyl (her-mo-fen'il). Mercuric sodium phenylsulphonate; antiseptic.

hernia (her'ne-ah). A protrusion of a part, especially of the whole or a portion of an internal organ, through a potential opening or "weak point" in one or more of the layers forming the wall of the cavity in which it is normally contained (usually the abdomen). **abdom-**

inal h. An intestinal h. through the separated fibers of an aponeurosis, e. g., the linea alba, or through a distended natural opening (e. g., the canal of Nuck, or the inguinal canal in the abdominal wall). **acquired h.** A h. that originates after the birth of the individual. **anterior femoral h.** A femoral h. that lies in front of the femoral vessels. **ascending h.** An interstitial h. **bladder h.** Protrusion of a portion of the bladder through any normal or abnormal opening. **bursal h.** A synovial h. **cecal h.** A h. containing the whole or a part of the cecum. **cerebral h.** Protrusion of a portion of brain substance through the skull. **chronic h.** A h. that has existed for years, producing changes in the anatomical relations of its site as well as in the component tissues. **complete h.** A h. in which the sac and contents have passed beyond the aperture by which they escaped from the abdominal cavity. **congenital h.** A h. that has existed since birth. **crural h.** See *femoral h.* **diaphragmatic h.** A h. through the diaphragm. **direct inguinal h.** A h. making its way directly through the external abdominal ring without having passed through the inguinal canal. **displaced h.** A h. that has been forced out of the scrotum into the subperitoneal connective tissue of the abdomen, often while strangulated, e. g., a h. reduced *en masse*. **diverticular h.** 1. A h. containing an intestinal diverticulum. 2. Prolapse of a portion of the abdominal contents through an opening bounded partly by such a diverticulum. **encysted h.** Scrotal or oblique inguinal h. in which the bowel, enveloped in its own sac, passes into the tunica vaginalis in such a way that the bowel has thick coverings of peritoneum. **enterovaginal h.** H. of the bowel into the vagina. **epigastric h.** An abdominal h. situated just below the xiphoid cartilage. **external crural h., external femoral h.** A femoral h. in which the mouth of the sac is on the outer side of the epigastric artery. **external h.** A h. that protrudes through an aperture in the wall of a cavity. **external inguinal h.** An inguinal h. in which the neck of the hernial sac lies external to the epigastric artery and to the spermatic cord or the round ligament of the uterus. **femoral h.** A h. descending beneath Poupart's ligament, through the femoral ring and canal, lying in the sheath of the femoral vessels, and emerging beneath the margin of the saphenous opening in the fascia lata. The coverings of the tumor are skin, superficial fascia, cribriform fascia, the funnel-shaped process of the transverse fascia, the fascia propria, and the peritoneum. **funicular h.** A h. into the umbilical cord or into its sheath. To be distinguished from umbilical h. **gastric h.** See *gastrocele*. **gastrodiaphragmatic h.** A h. of the stomach through the diaphragm. **h. cerebri.** A protrusion of brain matter, alone or mixed with in-

flammatory products, the result of a wound or slough of the dura secondary to the removal of a portion of the skull. **h. femoralis.** See *femoral h.* **h. flatulenta.** See *pneumatocoele*. **h. foraminis Winslowii.** A protrusion of intestines through the foramen of Winslow. **h. into the funicular portion of the vaginal process of the peritoneum.** A h. like congenital h. except that the portion of the vaginal process which forms the sac is separated from that covering the testicle. **h. into the vaginal process of the peritoneum.** Syn.: *Birkett's h.* A h. anatomically the same as congenital h., but occurring later in life. **h. iridis.** Prolapse of the iris through a wound or perforating ulcer in the cornea or ciliary region. **h. labialis posterior.** A h. which descends in front of the broad ligament of the uterus, through the pelvic fascia, and into the posterior part of the labium pudendi majus. **h. of the heart.** A displacement of the heart of such a form as to encroach on the diaphragm or the mediastinal wall. **h. of the iris.** Prolapse of the iris through a wound or perforating ulcer of the cornea or ciliary region. **hyogastric h.** An infra-umbilical h. **incarcerated h.** A h. constricted sufficiently to prevent the return of the contents of the protruded viscera. The term is used indefinitely for both strangulated and irreducible h. **incomplete h., incomplete inguinal h.** An inguinal h. in which the sac does not protrude beyond the external abdominal ring. **infantile inguinal h.** H. caused by the upper or abdominal portion of the vaginal process remaining open while the lower portion, near the external ring, is closed. **inflamed h.** A h. (generally irreducible, but not strangulated) which has become inflamed as the result of injury. **infrapubic h.** An obturator h. **infra-umbilical h.** A h. in the linea alba below the umbilicus. **inguinal h.** A h. through the inguinal canal. **inguino-interstitial h.** An inguinal h. which has not passed beyond the external abdominal ring. **inguinolabial h.** An inguinal h. that has descended into the labium pudendi. **inguino-ovarian h.** An inguinal h. containing the ovary. **inguinoproperitoneal h.** A h. having two sacs—one peritoneal, the other inguinal. **inguinoscrotal h.** An inguinal h. that has descended into the scrotum. **intercostal h.** A h. produced by an intercostal wound permitting of a protrusion through the last costal interspaces. **internal h.** A protrusion of the viscera through an aperture in the interior of the body. **internal inguinal h.** An inguinal h. that passes to the inner side of the epigastric artery. **interstitial h.** A variety of displaced h. in which the sac has formed a place for itself between the layers of the abdominal wall. **intestinal h.** See *enterocoele*. **intra-iliac h.** A h. by the iliac fascia in the internal

iliac fossa. The sac begins about the internal inguinal ring and makes its way upward along the iliopsoas muscle. **irreducible h.** A h. which cannot be returned out of its sac. **ischialic h.** See *ischiocele*. **ischiorectal h.** See *perineal h.* **labial h.** A variety of perineal h. in which the h. descends outside the vagina along the ramus of the ischium and into the labium. **lacrimal h.** Prolapse or protrusion of the mucous membrane lining the lacrimal sac through a fistulous opening in its anterior wall. Formerly this term was incorrectly applied to a prolapse or protrusion of the lacrimal gland. **lumbar h.** A h. emerging from the back of the abdomen between the pelvis and the last rib. **median ventral h.** A ventral h. in the median line. **mesocolic h.** A h. held between the two layers of the descending mesocolon. **middle crural (or femoral) h.** A femoral h. in which the mouth of the sac is at the inner side of the epigastric artery. **oblique inguinal h.** A h. which enters the internal abdominal ring and passes through the inguinal canal and out of the external abdominal ring. **obstructed h.** A h. in which there is an obstruction to the passage of the contents of the bowel, not necessarily a strangulated h. **obturator h.** A h. that passes from the interior of the pelvis through the opening in the thyroid membrane for the obturator artery, vein, and nerve. The contents of the sac may be intestine or peritoneum. The coverings consist of skin, connective tissue, fascia, and the pectineus and adductor longus muscles. **omental h.** See *epiplocele*. **pectineal crural femoral h.** A h. that, as soon as it traverses the femoral ring, passes to the inner side of and behind the femoral vessels, resting on the pectineus muscle. **perineal h.** An intestinal or omental h. that has descended so as to rest upon or distend the floor of the pelvis. It may pass in front of the rectum or between the levator ani muscle and the adjacent bone. **pharyngeal h.** See *pharyngocele*. **pleural h.** See *pleurocele*. **preinguinal h.** An interstitial h. in which the sac protrudes externally to the inguinal canal, the mouth being situated near the internal abdominal ring. **pubdental h.** See *labial h.* **rectal h.** 1. A protrusion of a portion of the abdominal or pelvic contents through the anus, included in a pouch formed by eversion and prolapse of the rectum, the innermost covering of the h. being the peritoneal coat of the rectum. 2. See *proctocele*. **rectocecal h.** A protrusion of bowel occupying a fossa which is occasionally found behind the cecum. **rectovaginal h.** See *vaginal proctocele*, under *proctocele*. **reducible h.** A h. capable of being returned from its sac by manipulation. **retroperitoneal h.** A h. into a peritoneal sac that extends into the iliac fossa behind the peritoneum. **sacrorectal h.** Posterior proctocele due to defective ossi-

fication of the sacrum. It may be distinguished from spina bifida by its ductibility and by the gurgling sound as it is restored into the pelvis. **sciatric h.** An ischiadic h. **scrotal h.** An inguinal h. that has descended into the scrotum. **splenic h.** See *splenocele*. **strangulated h.** A h. that is so constricted at its neck that its reduction is difficult, and its circulation is so interfered with as to cause pain, nausea, and ultimately gangrene unless relief is afforded from the constriction. **subpubic femoral h.** An obturator h. **suprapubic h.** An inguinal h. **synovial h.** A protrusion of the synovial membrane through a rupture in the capsular ligament of a joint. **thoracic h.** See *diaphragmatic h.* and *intercostal h.* **tracheal h.** A diverticulum of the trachea. **traumatic h.** A h. due to an opening made by traumatism. It may be recent or in consequence of the yielding of a cicatrix. **umbilical h.** A h. protruding through the umbilical ring. **umbilicovesical h.** A h. of the bladder through the umbilicus. **uterine h.** See *hysterocele*. **vaginal h.** A h. that has forced its way down the side of the vagina and encroaches upon that canal. **vaginolabial h.** A h. which has descended by the side of the vagina into the substance of the labium majus. **vaginoperitoneal h.** A congenital or infantile h. **ventral h.** Any h. through the abdominal wall at any point other than either abdominal ring or umbilicus. **vesical h.** See *cystocele*. **vesicovaginal h.** A protrusion of the bladder into the vagina; cystocele. **visceral h.** The dislocation of a viscus from its usual site into the cavity of a sac or a pouch, e. g., a splenic or hepatic h. **vulvar h.** See *inguinolabial h.* [Lat., *hernia*, a rupture, from the Gr., *ernos*, a young shoot.]

her'nial. Pertaining to, constituting, or resembling, a hernia. [Lat., *hernia*, a rupture.]

Hernia'ria. A genus of illecebraceous plants. **H. alpestris.** A species found in Europe. The herb was formerly used medicinally and is even now employed occasionally. [Lat., *hernia*, a rupture.]

herniotome (her'-ne-o-tôm). A hernia knife.

herniotomy (her-ne-ot'-o-me). Kelotomy; a cutting operation for the treatment of hernia.

heroic (he-ro'ik). Said of remedial measures unusually severe or risky. [Gr., *eros*, a hero.]

her'oin. See *diacetyl morphin*, under *morphin*.

heromal (her'o-mal). A proprietary preparation containing heroin and sodium hypophosphate in malt extract.

heroterpin (her-o-ter'pin). A proprietary preparation of heroin and terpin hydrate in a hydro-alcoholic aromatized liquid.

her'pes. A general term to signify grouped lesions of the skin, usually vesicular, on an erythematous base. Probably due to a trophic disturbance of terminal nerve filaments. **h. facialis.** Syn.: *cold*

- sores, fever blisters, h. labialis.* An affection most common among children consisting of groups of vesicles in the neighborhood of the mouth. After childhood the disease is more frequent in females than in males. **h. perisceelis.** Eczema of that portion of the leg which is covered by the garter. **h. pro genitalis.** Syn.: *h. preputialis, h. genitalis.* An affection most frequent in male adults, occurring in the form of groups of follicles on a reddened base on the glans penis and prepuce in the male and on the vulva in the female. The appearance of the vesicles may be accompanied by enlargement of the neighboring lymphatic glands. The disease runs a rapid course and the vesicles rupture and dry up in the course of five to eight days. **h. simplex.** An affection characterized by the spontaneous development of grouped vesicles upon an inflammatory base around a mucocutaneous juncture. The two varieties are: *h. facialis* and *h. pro genitalis.* [Gr., *herpes, herpes, shingles, from erpein, to creep.*]
- her'pes zos'ter.** Syn.: *shingles,* from the Lat., *cingulum,* a girdle. A disease characterized by the development of groups of herpetic vesicles in the areas of skin that are supplied by nerve fibers from one or two posterior root ganglia. It occurs most frequently in the course of the intercostal nerves. The eruption begins with the appearance of a group of acuminate inflammatory papules which ordinarily develop soon into tense vesicles. They may be discrete and as large as a pea or even larger or they may coalesce to form bullae. On the other hand they may not develop beyond the papule stage. Pain accompanies the cutaneous lesion in direct proportion to the age of the patient, being very severe in old age. The disease seldom recurs and is generally not accompanied by fever. It is most common in spring and fall and statistics show that seventy-five per cent. of the cases are under twenty-five years of age. [Gr., *erpein, to creep, + zoster, a girdle.*]
- herpet'ic.** Resembling or of the nature of herpes. [Gr., *erpein, to creep.*]
- herpet'iform.** Resembling herpes. [Gr., *herpes, herpes, + Lat., forma, form.*]
- Herpetomonas** (her-pet-om'on-as). A genus of the phylum *Mastigophora,* and family *Herpetomonadæ.* They are unicellular organisms with a flagellum, and divide by schizogony and sporogony. **H. muscae domesticae.** The type species of *H.* found in the house fly. [Gr., *erpeton, creeper, + monas, monad.*]
- hesitation** (hes-it-a'shun). 1. Mental uncertainty, indecision. 2. Delay in the performance of a function (e. g., speaking and urination). [Lat., *hesitatio.*]
- Hes'selbach's tri'angle.** The space on the posterior surface of the anterior wall of the abdomen bounded by Poupart's ligament, the deep epigastric artery, and the outer margin of the rectus abdominis.
- heteradenia** (het'er-ad-e-ne-ah). A heterologous formation of glandular tissue. [Gr., *eteros, the other, + aden, a gland.*]
- heteradenoma** (het'er-ad-e-no'mah). A tumor formed by heteradenia. [Gr., *eteros, the other, + aden, a gland, + oma, a tumor.*]
- heterocious** (het-er-e'se-us). Living on one host in one stage of development and on another host during the next stage, as the malarial organism in the mosquito and in man. [Gr., *eteros, other, + oikos, house.*]
- hetero-.** A prefix from the Gr., *eteros,* the other of two; used in compound words to denote dissimilarity or unlikeness.
- hetero-agglutinin** (het'er-o-ag-lu'tin-in). Agglutinin present in the blood of an animal after the blood of another species has been injected into it.
- hetero-albumose** (het'er-o-al'bu-mōs). Syn.: *hemi-albumose.* Albumose obtained by Kühne in the peptic digestion of fibrin, which is insoluble in water, but soluble in dilute salt solutions.
- heteroblastic** (het'er-o-blas'tik). Of a tissue, derived from a tissue which usually gives rise to another form of tissue (said of cartilage developed from periosteal cells). [Gr., *eteros, other, + blastos, sprout.*]
- heterocephalous** (het'er-o - o-sef'al-us). Having two dissimilar heads (said of a double monster). [Gr., *eteros, the other, + kephale, the head.*]
- heterochromia** (het'er-o-kro'me-ah). The state of being different in color (said of paired organs). **h. iridium.** 1. A difference in the color of the irides of the two eyes. 2. A condition in which part of the iris is of one color and part of another [Berry]. [Gr., *eteros, other, + chroma, a color.*]
- het'ero-cyc'lic compounds.** That class of organic chemical compounds which contain the atoms united together to form a ring or nucleus, which nucleus contains, beside carbon atoms, one or more atoms of some other element, as nitrogen.
- heterodermic skin grafting.** Skin grafting in which the grafts are taken from other persons.
- heterodont** (het'er-o-dont). Having teeth of different sorts, incisors, bicuspid, molars. [Gr., *eteros, other, + odont, tooth.*]
- het'erofid'd divis'ion of ovum.** The first cell division in the fertilized ovum, resulting in the formation of the first polar body. It differs from the typical cell division in that the number of chromosomes is halved.
- heterogamy** (het-er-og'am-e). 1. A variety of generation in which differently organized sexual forms alternate with parthenogenic forms. 2. The state of being heterogamous. **incomplete h.** An alternation of sexual and parthenogenic generations. [Gr., *eteros, other, + gamos, marriage.*]
- heterogeneous** (het'er-o-je'ne-us). Differing in nature or origin, of a mixed or a miscellaneous character; of a growth (e. g., a dermoid tumor), containing elements derived from different blastodermic layers; of plants, not uniform in kind,

- abnormal. [Gr., *eteros*, different, + *genos*, race.]
- heterogenesis** (het'er-o-jen'es-is). 1. Abnormal or irregular organic development. 2. Sexual reproduction from two different germs, male and female. 3. The birth or origin of a living being otherwise than from a parent of the same kind. [Gr., *eteros*, other, + *genesis*, generation.]
- heterogenetic** (het'er-o-jen-et'ik). 1. Pertaining to heterogenesis. 2. Of infectious diseases, due to infection from without the organism.
- heterognathous** (het'er-og'na-thus). Having the jaws dissimilar or unequal. [Gr., *eteros*, different, + *gnathos*, the jaw.]
- hetero-infection** het'er-o-in-fek'shun). Infection transmitted through a person not infected. Infection from an organism from without as opposed to auto-infection.
- hetero-inoculable** (het'er-o-in-ok'u-lab-l). Capable of being inoculated with infectious material from another organism.
- hetero-inoculation** (het'er-o-in-ok-u-la'shun). Inoculation by means of a virus obtained from another animal.
- heterologous** (het'er-ol'o-gus). Different from or opposed to some standard which has been set up; of a tissue, without an analogue in the other tissues; of a tumor, composed of elements that differ from the normal elements. [Gr., *eteros*, different, + *logos*, understanding.]
- heterology** (het'er-ol'o-je). 1. The science of heterologous formations. 2. The state of being heterologous. [Gr., *eteros*, different, + *logos*, understanding.]
- heterolysin** (het'er-ol'is-in). A lysin produced by injecting the blood of one animal into the tissues of another species. [Gr., *eteros*, other, + *lysis*, dissolution.]
- heterolysis** (het'er-ol'is-is). A solution or destruction of an organ by enzymes not belonging therein, but introduced from without.
- heterolytic** (het'er-o-lit'ik). Pertaining to or caused by heterolysis.
- heterometropia** (het'er-o-me-tro'pe-ah). The condition in which the error of refraction is of a different kind in each eye. [Gr., *eteros*, other, + *metron*, measure, + *ops*, eye.]
- heterometry** (het'er-om'et-re). A variation from the normal condition of a part with respect to the quantity of material that it contains. [Gr., *eteros*, different, + *metron*, a measure.]
- heteromorphism** (het'er-o-mor'fism). Diversity of form as compared with the normal type. [Gr., *eteros*, different, + *morphe*, form.]
- heteromorphosis** (het'er-o-mor-fo'sis). Regeneration in which the new part is different from the part removed. [Gr., *eteros*, different, + *morphosis*, a forming.]
- heteromorphous** (het'er-o-mor'fus). 1. Differing in form or shape. 2. See *heterologous*. 3. See *polymorphous*. [Gr., *eteros*, different, + *morphe*, form.]
- heteronomous** (het'er-on'o-mus). 1. Characterized by heteronomy. 2. Formed upon the same original type, but differentiated in form. [Gr., *eteros*, other, + *nomos*, law.]
- heteronomy** (het'er-on'o-my). The state of being dependent on laws proper to other organisms. [Gr., *eteros*, different, + *nomos*, law.]
- heteropagus** (het'er-op'ag-us). A double monster in which the accessory individual has a distinct but imperfect head and lower extremities, and is implanted in the anterior aspect of the principal individual. [Gr., *eteros*, different, + *pegnunai*, to make fast.]
- heterophoria** (het'er-o-fo're-ah). Disturbance of muscular equilibrium or of muscular coordination. [Gr., *eteros*, other, + *phoros*, bearing.]
- heterophthalmia** (het'er-ot-thal'me-ah). A difference either of color, position, or size, between the two eyes. [Gr., *eteros*, other, + *ophthalmos*, eye.]
- heterophthalmos** (het'er-ot-thal'mos). Differing color or axes of the two eyes.
- Heterophyes** (het'er-ot'i-ēz). A species of fluke or hematode worm found in the intestines of dogs, cats, and man in Egypt and Japan.
- heteroplasia** (het'er-o-plas'e-ah). 1. A persistence of cell character and relationship peculiar to an earlier period of growth, found in isolated areas of cells of another type, as islands of cylindrical cells in the squamous epithelium of the esophagus. 2. An irregular or abnormal organic development. [Gr., *eteros*, different, + *plasis*, a molding.]
- heteroplasm** (het'er-o-plasm). Heteroplastic material. **archiblastic h.** A tumor having its origin in the tegumentary or glandular epithelium. [Gr., *eteros*, different, + *plasma*, anything formed.]
- heteroplastid** (het'er-o-plas'tid). An organ in which a part of the cells are devoted to the life of the organ and a part to that of a foreign organ.
- heteroplasty** (het'er-o-plas-te). Plastic surgery by the transplantation of portions from another organism, especially one of a different species. [Gr., *eteros*, other, + *plassein*, to mould.]
- heteroproteose** (het'er-o-pro'te-ōs). See *hetero-albumose*.
- heterosarcoses** (het'er-o-sar-ko'ses). That class of diseases in which there is the formation of heterologous tissues. [Gr., *eteros*, other, + *sarx*, flesh.]
- heteroscopy** (het'er-os'ko-pe). 1. Any visual defect. 2. See *deuteroscopy*. [Gr., *eteros*, different, + *skopein*, to examine.]
- heterosexual** (het'er-o-seks'u-al). Having relation to the opposite sex.
- heterosporous** (het'er-os'ko-pe). Having asexually produced spores of more than one kind.
- heterotaxis** (het'er-o-tak'sis). An anomalous position or transposition of the viscera, called *situs morbus viscerum*, and usually affecting the internal organs. [Gr., *eteros*, different, + *taxis*, arrangement.]
- heterotopia** (het'er-o-to'pe-ah). An

- anomaly of situation; misplacement of an organ or tissue, the occurrence of a particular tissue in an abnormal situation, as, the cell rests of Cohnheim are aberrant adrenals or accessory spleens, etc.; of Haeckel, in evolution, the appearance of an organ in an abnormal position or its development from a part different from that in which it develops in members of the same division. [Gr., *eteros*, different, + *topos*, a place.]
- heterotoxin** (het''er-o-tok'sin). A toxin produced in the body by an outside agency or different organism. [Gr., *eteros*, different, + *toxin*.]
- heterotrophia, heterotrophy** (het''er-o-tro'fe-ah, het''er-ot'ro-fe). A condition of faulty nutrition. [Gr., *eteros*, different, + *trophe*, nourishment.]
- heterotropia, heterotropy** (het''er-o-tro'pe-ah, het''er-ot'ro-pe). See *strabismus*. [Gr., *eteros*, different, + *tropos*, turn.]
- heterotypus** (het''er-o-ti'pus). A double monster with the parasitic individual suspended from the anterior aspect of the principal individual. [Gr., *eteros*, different, + *typos*, a type.]
- heteroxanthin** (het''er-ox-an'thin). Methylxanthin, $C_8H_8N_4O_2$, a leukomian isolated from urine which may be one of the causes of gout. [*Hetero* + *xanthin*.]
- heteroxeny** (het''er-ox'en-e). Of parasites, the capacity to live in or upon different hosts. [Gr., *eteros*, different, + *xenos*, a guest.]
- heterozygote** (het''er-o-zi'göt). A mendelian term to designate a zygote with both dominant and recessive strains.
- hetoëresol** (he-to-kres'ol). A metacresol ester of cinnamic acid; used in tuberculous disease.
- he'toform**. Bismuth cinnamate.
- he'tol**. Sodium cinnamate; used in tuberculous disease.
- Heu'chera**. A genus of saxifrageous plants. **H. americana**. Alum root. The root is styptic, containing from 18 to 20 per cent. of tannin. [*Heucher*, a German botanist.]
- hexa-**. Combining form of the Gr., *ex*, six.
- hexabasic** (hex-ah-ba'sik). 1. Of acids or alcohols, containing six atoms of hydrogen replaceable by bases. 2. Of salts, formed from a h. acid by the replacement of all six atoms of hydrogen. [Gr., *ex*, six, + *basis*, a base.]
- hexabrombenzene** (hex''ah - brom - ben'zën). A 6-atom bromin substitution derivative, C_6Br_6 , of benzene.
- hexabrommethane** (hex''ah-brom-meth'än). The compound C_6Br_6 .
- hex'ad**. Sexvalent; as a sexvalent metal. [Gr., *ex*, six.]
- hexadactylous** (hex-ah-dak'til-us). Having six fingers or toes. [Lat., *hexadactylus*, from Gr., *ex*, six, + *daktylos*, a digit.]
- hexadecane** (hex-ah-dek'än). A paraffin, $C_{16}H_{34}$.
- hexaedron** (hex-ah-ed'ron). A solid figure having six equal sides; a cube. [Gr., *ex*, six, + *edra*, a base.]
- hexagon** (hex'ah-gon). A plane figure having six sides and six angles. [Gr., *ex*, six, + *gonia*, an angle.]
- hexahydric** (hex-ah-hi'drik). Containing six hydrogen atoms replaceable by a metal; said of the alcohols. [Gr., *ex*, six, + *hydrogen*.]
- hexamethylenamin** (hex-ah-meth''il-ën-am'in). Colorless crystals, $(CH_2)_6N_4$, having a sweetish taste. Introduced under the name *urotropin*, as an intestinal and urinary antiseptic, it is now found under a great variety of names which are not suggestive of its identity. Among the trade names for h., or very closely related products, are: urotropin (name under which it was introduced), aminoform, formin, cystamin, cystogen, helmitol, metramin, mitone, etc. [U. S. Ph.].
- hexamethylencitrate**. Helmitol, $C_{12}H_{20}O_7N_4$. It is used like h.
- hexamethylen diamin** (hex-ah-meth''il-en-di'am-in). $NH_2(CH_2)_6NH_2$. A poisonous base.
- hexamethylente'tramin**. Hexamethylenamin.
- hex'ane**. A paraffin, C_6H_{14} . Several isomers are known. [Gr., *ex*, six.]
- hexatomic** (hex-ah-tom'ik). 1. Containing six atoms of replaceable hydrogen. 2. Of a radicle, capable of combining with six atoms of hydrogen or of another univalent radicle; sexvalent. 4. Containing six atoms to the molecule; said of an element.
- hexavalent** (hex-av'al-ent). Syn.: *sexvalent*. Capable of uniting with six atoms of hydroxyl or its equivalent, said of an element or radicle.
- hexhydric** (hex-hi'drik). 1. Containing six atoms of replaceable hydrogen. 2. Containing six molecules of water.
- hexiodid** (hex-i'o-did). A compound consisting of an element or radicle united directly with iodine in the proportion of six atoms of the latter to a certain definite quantity of the former, assumed as the unit of comparison.
- hex'one bases**. A term applied to the basic bodies, lysin, arginin, and histidin, formed in the complete hydrolysis of many proteins. So called because each contains six carbon atoms.
- hex'ose**. The class of simple carbohydrates containing six carbon atoms and five hydroxyl radicals. The four important hexoses are glucose (or dextrose), fructose (or levulose), galactose, and mannose.
- hex'yl al'cohol**. A monatomic alcohol, $C_6H_{13}O$, having various possible isomeric modifications.
- hexylene** (heks'il-ën). A bivalent radicle, C_6H_{12} .
- hexylic** (heks'il'ik). Of, or pertaining to, hexyl. **h. alcohol**. See *hexyl alcohol*, under *separate heading*.
- Hey's ligament**. The falciform process of the fascia lata.
- Hg**. Chemical symbol for the element mercury [*hydrargyrum*].
- hiatus** (hi-a'tus). An opening, aperture, cleft, gap. **h. canalis sacralis**. The opening at the lower end of the sacral canal on the posterior surface of the

- sacrum [B. N. A., *hiatus sacralis*]. **h. Fallopii**. A small groove on the upper surface of the petrous portion of the temporal bone into which the aqueduct of Fallopius opens. [Lat., *hiare*, to gape.]
- hibernation** (hi-ber-na'shun). The winter sleep of certain animals.
- Hibiscus** (hi-bis'kus). The rose mallows; a genus of herbs, shrubs, or trees indigenous to the warm and temperate regions of both hemispheres. [Gr., *ibiskos*.]
- hiccough, hiccup** (hik'of, hik'up). An interrupted inspiration produced by the sudden and spasmodic contraction of the diaphragm and the closure of the glottis in the midst of the inspiration.
- Hicks' method of version**. See *combined version*, under *version*.
- hibebound disease**. See *scleroderma*.
- hidradenitis des'truens suppurati'va**. See *folliculitis*.
- hidrocystoma** (hi'dro-sis-to'mah). An affection characterized by eruption of deep-seated vesicles which are cysts of the sweat ducts, occurring especially in persons who perspire freely. [Gr., *idros*, sweat, + *kystis*, cyst, + *oma*, tumor.]
- hidroid** (hi'droyd). Resembling or pertaining to sweat. [Gr., *idros*, sweat, + *eidos*, resemblance.]
- hidropedesis** (hi-dro-ped-e'sis). Profuse perspiration. [Gr., *idros*, sweat, + *pedesis*, a leaping.]
- hidropoietic** (hi-dro-poy-et'ik). See *sudoriparous*. [Gr., *idros*, sweat, + *poietikos*, productive.]
- hidrorrhea** (hi-dror-re'ah). Profuse sweating. [Gr., *idros*, sweat, + *rein*, to flow.]
- hidroschesis** (hid-ros'kes-is). Suppression of the perspiration. [Gr., *idros*, sweat, + *schesis*, holding.]
- hidrosis** (hid-ro'sis). 1. A disease involving the sweat glands. 2. Profuse sweating. 3. The secretion and excretion of sweat.
- hiera** (hi'er-ah). A name for many ancient medicines. **h. picra**. A preparation of aloes and canella. [Gr., *ierva*.]
- hieromania** (hi'er-o-ma'ne-ah). Religious coloring in any psychotic picture.
- high protein diet**. See in *appendix*, page 913.
- Hilliard's lupus**. See *lupus marginatus*.
- Hill's styptic collodion**. See *collodium stypticum*, under *collodium*.
- hilum**. A depression or pit at the point of attachment of a seed or at the point of entrance to an organ of its vessels, ducts, and nerves. **h. of the spleen**. A vertical fissure on the internal surface of the spleen, which divides the organ unequally into an anterior and posterior portion. [Lat., the root of *ni-hilum*, a trifle.]
- hind'brain**. See *epencephalon*.
- hind'gut**. See under *gut*.
- hip**. The region of the junction of the trunk with the lower limb, especially the projection of the femoral trochanter above the h. joint. [B. N. A., *coxa*.] [Ang.-Sax., *hype*.]
- hippo-**. A prefix from the Gr., *ippos*, horse; used in compound words to signify relating to the horse.
- hippocampus major** (hip-po-kam'pus). Syn.: *cornu Ammonis*, *cornu arietes*. A curved projection of white matter occupying nearly the entire floor of the middle horn of the lateral ventricle. At its ventral end there is a peculiar enlargement (the pes hippocampi). [Gr., *ippokampos*, from *ippos*, horse, + *kampos*, a sea-monster.]
- hippocampus minor**. The calcar, a projection at the mesal side of the posterior cornu of the lateral ventricle.
- hippocrat'ic**. Described or inculcated by Hippocrates.
- hippocratism** (hip-pok'rat-ism). The doctrine that was taught by Hippocrates of imitating nature in the treatment of disease by studying the spontaneous efforts toward recovery and the crises that occur in the course of many diseases.
- hippokoprosterin** (hip'po-kop-ros'ter-in). A cholesterol isolated from horses' feces.
- hippomelanin** (hip-po-mel'an-in). A black pigment from the tumors and the viscera of horses with melanosis. [Gr., *ippos*, horse, + *melas*, black.]
- hippophagy** (hip-pof'aj-e). The use of horseflesh as food. [Gr., *ippos*, a horse, + *phagein*, to devour.]
- hippurate** (hip'pu-rat). A salt of hippuric acid.
- hippuria** (hip-pu're-ah). An excess of hippuric acid in the urine, as after the ingestion of benzoic acid. [Gr., *ippos*, a horse, + *ouron*, urine.]
- hippus** (hip'us). Rapidly changing pupillary contractions and dilatations.
- hircismus** (hir-siz'mus). Strong odor of the axillae. [Lat., *hircus*, goat.]
- hirsute** (her'sut). Having long, shaggy hair.
- hirsuties** (hir-su'she-ēs). Excessive hairiness. [Lat., *hirsutus*, hairy.]
- hirudin** (hi-ru'din). Name given to the active substance in the extract of the leech's salivary gland that prevents the coagulation of blood; isolated by Franz.
- hirudiculture** (hir-u'din-e-cul'tūr). The art of breeding and maintaining leeches. [Lat., *hirudo*, a leech, + *cultura*, cultivation.]
- hirudo** (hi-ru'do). Pl. *hiru'dines*. A member of the phylum *Annulata*, the class *Hirudinea*, the family *Gnathobdellidae*, and the genus *Hirudo*. The common leech. The salivary secretion prevents the coagulation of the blood. Their bite may cause infection by introducing bacteria or trypanosomes. They are numerous in tropical countries. **H. chinensis**. A small species used by the Chinese. **H. decora**. A species found in North America, usually from 2 to 3 inches long, of a bluish or greenish color, and having about 22 reddish points on both the dorsum and sides; used like *H. medicinalis*. **H. granulosa**. A species having a brownish green body and 98 granular rings, interspersed with tubercles or slight elevations; used in India, and in the Isle of Bourbon and the Mauritius.

H. grisea. *H. medicinalis*. **H. medicinalis**. The speckled leech; an aquatic species found throughout Europe, but especially in the northern parts. It has an olive-green back, with 6 dorsal stripes interrupted with black spots, and a belly yellowish green or spotted with black, and 86 teeth. [Perhaps from Lat., *herere*, to cling.]

His' bundle. The auriculoventricular bundle.

histidin (his'te-din). An amido- β -imidazol propionic. An amido acid found widely distributed among the proteins, especially in the oxyhemoglobin of the blood. A strong basic substance, easily soluble in water.

his'tin. See *fibrin*.

histioma (his-te-o'mah). A tumor containing distinct tissues, but not arranged in the form of an organ. [Gr., *istos*, a web, + *oma*, a tumor.]

histo-. Combining form of the Gr., *istos*, web, tissue.

his'toblast. A cell taking part in tissue formation. [Gr., *istos*, tissue, + *blastos*, sprout.]

histochem'istry. The chemistry of tissues. [Gr., *istos*, a tissue, + *chemeia*, chemistry.]

histodialysis (his'to-di-al'is-is). In pathology, a dissolution or melting away of tissue. [Gr., *istos*, a tissue, + *dialysis*, a loosening.]

histogenesis (his-to-jen'es-is). The origin and development of the tissues. [Gr., *istos*, tissue, + *genesis*, production.]

histohematin (his-to-hem'at-in). Pigments found in the tissues of vertebrates and invertebrates. They are allied to hemoglobin and appear to be capable of oxidation and reduction. It is presumed that they are respiratory in function and are concerned in tissue respiration. [Gr., *istos*, the tissue, + *aima*, blood.]

histoid (his'toyd). Of tumors, composed of tissues like those normally present in the body. [Gr., *istos*, a tissue, + *eidos*, resemblance.]

histology (his-tol'o-je). Syn.: *histologic anatomy*, *microscopic anatomy*. The science of the tissues and anatomical or structural elements which form organized beings, together with the origin, development, and growth of the elements and tissues. Also the microscopic study of tissues, their structure, cells, and component elements and units. [Lat., *histologia*, from Gr., *istos*, tissue, + *logos*, understanding.]

histolysis (his-tol'is-is). Lit., a dissolving of tissue, or the process of dissolution and decay of tissues; the retrograde metamorphosis or atrophy of tissues in the living body. [Gr., *istos*, a tissue, + *lysis*, a loosening.]

his'tons. One of the classes of proteins characterized by its high percentage of nitrogen, 16.5 to 20 per cent. Upon hydrolysis cleavage, large amounts of the hexone bases are formed.

histopathology (his'to-path-ol'o-je). The study of the microscopic changes observed

in sections of diseased tissues or organs. [Gr., *istos*, tissue, + pathology.]

histophysiology (his'to-fiz-e-ol'o-je). Histology as applied to the physiological processes taking place in the tissues. [Gr., *istos*, tissue, + *physiology*.]

Histoplasma capsulatum. A pathogenic organism of the subkingdom *Protozoa*, the phylum *Mastigophora*, the order *Binucleata*, and the family *Herpetomonidae*. The organism is present in the necrotic areas of the spleen, the liver, the lungs, and the bone marrow. It produces a disease characterized by splenomegaly, emaciation, and elevation of temperature. The organism consists of a small mass of protoplasm surrounded by a capsule and containing a small chromatin granule. It is found within the epithelial cells of the necrotic granulomata in the various tissues. The disease has been observed in the Panama Canal Zone, by Darling only.

histoplasmosis (his'to-plaz-mo'sis). Infection with *Histoplasma capsulatum*.

his'tory. A narrative or record of events. **clinical h.** The h. of a particular case of disease; in a wider sense, the h. usually to be elicited in cases of a particular disease. **family h.** The h. of a patient's parents and other relatives as bearing upon questions of morbid heredity. [Gr., *istoria*.]

histosan (his'to-san). The trade name for a combination of guaiaacol and albumin, used in bronchitis, pneumonia, etc.

histotrophic (his-to-trof'ik). That which encourages the growth of cells. [Gr., *istos*, tissue, + *trophein*, to nourish.]

histozoic (his-to-zo'ik). Said of parasites which live within or upon the tissues. [Gr., *istos*, tissue, + *zoe*, life.]

histozyme (his'to-zim). Of Schmiiedeberg, an enzyme present in the kidneys of the dog and pig which hydrolyzes hippuric acid with the formation of benzoic acid and of glycol (or glycin). [Gr., *istos*, a tissue, + *zyme*, a leaven.]

histrionic (his-tre-on'ik). Pertaining to, or affecting, the muscles concerned in the expression of the countenance. [Lat., *histrion*, an actor.]

hives (hivs). A popular name for urticaria.

hoang-nan (ho-ang-nan'). In Cambodia, the bark of *Strychnos gauthieriana*; said by Planchon to be identical with false angustura bark. It contains strychnin and brucin. [Chin.]

hobnail-liver. See *atrophic nutmeg liver*, under *liver*.

Hodg'kin's disease. Multiple lymph node enlargement, especially marked in the neck, without anemic changes in the blood. The process is probably one of inflammatory overgrowth of lymphoid tissue, caused by a diphtheroid bacillus. [Thomas Hodgkin, Eng. physician, 1797-1866.]

hodograph (ho'do-graf). Of Marey, an instrument devised to register the motion of men or animals, and of vehicles of all sorts, especially railway cars. [Gr., *odos*, a path, + *graphein*, to write.]

Hoffmann's anodyne. See *spiritus etheris compositus*, under *ether*. **H's sign.** Spasmodic action produced by percussion of the nerves corresponding to the areas of paresthesia in tetany. [*Friedrich Hoffmann*, Ger. physician, 1660-1742.]

holadin (hol'ad-in). Extract of the pancreas, containing all the pancreatic enzymes. Used to aid the digestion of starch, proteids, and fats. [Gr., *olos*, whole, + *aden*, gland.]

Holarrhena (hol-ar-re'nah). A genus of tropical apocynaceous trees or shrubs. **H. antidyserterica.** An East Indian species, formerly known as *Wrightia antidyserterica*. It contains an alkaloid. Its bark is tonic and astringent, and was formerly used in dysentery and as an antiperiodic. [Gr., *olos*, whole, + *arren*, male.]

Holm'gren's test for color blindness. A test in which skeins of colored worsted are used to find out the patient's ability to recognize and match colors. **H's wool.** Small skeins of w., of all colors, for testing the color sense. [*A. C. Holmgren*, Swedish physiologist, 1831-1897.]

holo-, hol-. Combining form of the Gr., *olos*, whole; used mainly in zoölogical terms.

holoacardius (hol-o-ah-kar'de-us). A fetal monster without a heart.

holoca'in hydrochlo'rid. The hydrochlorid of the basic condensation product of parphenetidin and phenacetin. It is a local anesthetic. Aqueous solutions should be prepared in porcelain vessels.

holocrine (hol'o-krin). Applied to exclusively secretory glands. [Gr., *olos*, whole, + *krinein*, to separate.]

holophytic (hol-o-fit'ik). Said of certain plantlike protozoa.

holotet'anus. General tetanus. [Gr., *olos*, whole, + *tetanus*.]

Holothyrus (hol-o-thi'rus). A genus of parasites. **H. coccinella.** A variety found in Mauritius, which is poisonous to human beings, causing a painful swelling of the throat and tongue. It also attacks poultry.

holotonia (hol-o-to'ne-ah). Muscular spasms afflicting the entire body.

homalocephalous (hom'al-o-sef'al-us). Flat-headed.

Homalomy'ia canicular'is. A European fly, resembling the horse fly. Its larvae cause intestinal myiasis.

homatropin (ho-mat'ro-pin). An alkaloid, $C_{16}H_{21}NO_3$, obtained from atropin. As a mydriatic, it is usually employed in the form of the hydrobromid. It paralyzes the accommodation as well as dilates the pupil, the effect on both being of shorter duration than that of atropin. By some it is preferred to atropin for both these purposes preparatory to determining the refraction. **h. hydrobromate**, **h. hydrobromid**, **homatropinae hydrobromidum.** A substance having the formula, $C_{16}H_{21}NO_3HBr$. The salt dissolves in ten parts of water. [U. S. Ph., Br. Ph.]. [Lat., *homatropin*.]

homaxial, homaxonic (ho-mak'se-al, ho-

mak-son'ik). Having the axes all equal. [Gr., *omos*, like, + *axon*, an axis.]

homedrous (hom-ed'rus). Of diseases, affecting the same part of the organism. **homeo-**, also written **homoco-**. A prefix from the Gr., *omoios*, like; used in compound words to signify similarity.

homeogenesis, homeogenesis (ho-me-o-je-n'e-se-ah, ho-me-o-je-n'es-is). The faculty that two germs of opposite sexes possess in different individuals of becoming reciprocally prolific, however great their zoölogical difference may be. [Gr., *omoios*, like, + *genesis*, production.]

homeopathy (ho-me-op'ath-e). The therapeutical doctrine that certain morbid conditions may be corrected by the use of drugs that, in health, produce similar conditions; of Hahnemann, a system of medical practice based on the dogma that such a doctrine is the only one to be followed in therapeutics. [Gr., *omoios*, like, + *pathos*, suffering.]

homeothermic (ho-me-o-ther'mik). Having a constant temperature independent of surroundings. [Gr., *omoios*, like, + *therme*, heat.]

homeothermous (ho-me-o-ther'mus). Having a constant temperature. Applied to the so-called warm-blooded animals in contradistinction to the cold-blooded (poikilothermous) animals whose temperature changes with their environment. [Gr., *omoios*, like, + *therme*, heat.]

home/sickness. See *nostalgia*.

homo-, hom-. Combining form of Gr., *omos*, same, a formative of many terms, often in opposition to *hetero-*, other, different.

homocerebrin (ho-mo-ser'e-brin). See *kerasin*.

homeogenesis (ho-mo-je-n'es-is). See *univocal generation*, under *generation*. [Gr., *omos*, same, + *genesis*, generation.]

ho'molat'eral conduc'tion. The passage of nerve impulses up or down the spinal cord on the same side as that at which they enter, that is, conduction without crossing the spinal cord.

Homolle's digitalin (hō-mōls' di-gi-tal'in). See *amorphous digitalin*, under *digitalin*.

homological. 1. Pertaining to homology.

2. See *homologous*.

homologous (ho-mol'o-gus). 1. Of a similar structure or function, as a tumor composed of the same tissue as the part affected. Produced by the same species, as a h. serum from the typhoid bacillus produced by this organism. 2. In chemistry, arranged in a series, each member of which bears to the preceding member a constant, definite relation as regards either atomic composition, molecular weight, or some other well-marked chemical property. Such a series is called an h. series, and is to be found especially among the hydrocarbons and their derivatives, each member in this case differing from the preceding member by the constant increment CH_2 . 3. Of neoplasms, composed of tissue resembling some normal tissue of the body, or, in a narrower sense, the normal tissue of the part af-

- fect. [Gr., *omos*, same, + *logos*, relation.]
- homomorphosis** (ho'mo-mor-fo'sis). Regeneration in which the new part is like the part removed. [Gr., *omos*, same, + *morphosis*, a forming.]
- homonomous** (ho-mo'no-mus). Subject to the same law. [Gr., *omos*, same, + *nomos*, law.]
- homonymous** (ho-mon'im-us). Having a correlation of parts or places.
- homophylly** (ho-mo'fil-e). Identity of origin, as distinguished from identity in structure and function. [Gr., *omos*, like, + *phyle*, a race.]
- homorenon hydrochlorid.** The hydrochlorid ethyl-amino-aceto-pyrocatechin, $C_{10}NO_8HCl$; used in solution in the same way as epinephrin.
- homosexual** (ho-mo-seks'u-al). Having relation to the same sex.
- homothermal** (ho-mo-ther'mal). In physics, having the same temperature. [Gr., *omos*, same, + *therme*, heat.]
- homotrophic** (ho-mo-trof'ik). Standing in nutritional relation to each other. [Gr., *omos*, same, + *trophein*, to nourish.]
- homotrophy** (ho-mot-ro-fe). Correlation of nutrition and growth.
- homotropism** (ho-mo'tro-pizm). Like attraction of cells of same type.
- ho'motypical division of o'vum.** The second cell division of the fertilized ovum, resulting in the formation of the second polar body. It conforms to the usual type of cell division.
- hon'ey.** A saccharine secretion obtained especially by the bee from flowers. See *mel.* [Ang.-Sax., *hunig*.]
- hood.** See *caul.* **caudal h.** The caudal or tail fold of the embryo. **cephalic h.** The cephalic or head fold of the embryo. [Ang.-Sax., *hōd*.]
- hook.** A length of metal bent back or fashioned with a sharp angle for catching hold of something. See *tenaculum*, and *volsella*. **blunt h.** See *decapitator*. **Malgaigne's h.** See under *Malgaigne*. [Mid. low Ger., *hōk*, corner, angle, root.]
- Hooke's law.** The l. that if a body is distorted within the limits of perfect elasticity, the force with which it reacts is simply proportional to the amount of distortion. As a consequence of this l., the oscillations set up on the constraint being removed suddenly are isochronous.
- hookworm.** See *Uncinaria* or *Ankylostoma*. **h. disease.** See under *disease*.
- hoop'ing-cough.** See *whooping-cough*.
- hop.** See *Humulus lupulus*, under *Humulus*.
- Hope's mixture.** A m. of 8 drops of nitric acid, 40 drops of tincture of opium, and 8 fl. oz. of aqua camphorae; used in dysentery.
- Hopkins and Cole reagent.** A solution of glyoxilic acid (reduced oxalic acid) used in the Adamkiewicz, Hopkins and Cole reaction.
- hoplo-.** Combining form of the Gr., *oplon*, weapon, or *ople*, hoof; zoölogical.
- ho'pogan.** Magnesium peroxid.
- hordein** (hor'de-in). An insoluble powder remaining when barley starch is heated with acidulated water; a mixture of starch, cellular tissue, and a nitrogenous principle. [Lat., *hordeum*, barley.]
- hordeolum** (hor-de'o-lum). Syn.: *a styx*. A small boil at the root of an eyelash involving a meibomian gland. [Lat., dim. of *hordeum*, barley.]
- hordeum** (hor'de-um). 1. Barley. 2. A germ. 3. The seed of *H. vulgare* and *H. distichum*. 4. Of the U. S. Ph., 1870, pearled barley. **decoctum hordei.** Barley water; a preparation made by washing 2 parts of pearl barley in cold water, then boiling in 30 parts of water and straining [Br. Ph.]. **h. decorticatum, h. denudatum.** 1. Of the Br. Ph., 1898, pearled barley. 2. Hulled barley. **h. excorticatum.** Pearled barley. [Lat.]
- hormonal** (hor'mo-nal). A proprietary preparation, consisting of a liquid extract made from the spleen of an animal during the height of digestion. It is used intravenously or intramuscularly to increase intestinal peristalsis. [Gr., *orman*, to excite.]
- hormones** (hor'mōns). Substances which are formed in one tissue of the body but are carried by the blood to some other tissue, upon which they act as chemical stimuli. They form, therefore, chemical messengers by means of which coordination in activity is effected between distant or separate tissues. [Gr., *orman*, to excite or arouse.]
- horn.** 1. One of the hard, pointed bodies which grow on the heads of some gaminivorous quadrupeds and serve them for weapons. 2. Any h-shaped structure. **anterior h. of the lateral ventricle.** The short cephalad prolongation of the lateral ventricle, extending into the frontal lobe. **anterior h. of the spinal cord.** See *anterior gray cornu*, under *cornu*. **h's of the uterus.** See *cornua of the uterus*, under *cornu*. **posterior h. of the lateral ventricle.** A portion of the lateral ventricle directed caudad, laterad, and then mesad into the occipital lobe. **posterior h. of the spinal cord.** See *posterior gray cornu*, under *cornu*. [B. N. A., *cornu*.] [Ang.-Sax., *horn*.]
- horopter** (hor-op'ter). A term used to designate the sum of the points which, in any fixed position of the two eyes, fall upon corresponding points in the two retinas, and hence are seen single. [Gr., *oros*, a boundary, + *opter*, one who sees.]
- horripilation** (hor'rip-il-a'shun). The erection of the hairs on the body produced by fear, pain, or chilliness; also the sensation of such an occurrence. [Lat., *horripilatio*.]
- hor'ror.** A shivering. **h. ciborum.** A distaste for food. [Lat., *horrere*, to shiver.]
- hor'ror autotox'icus.** The inability of the body to form autocytotoxins capable of injuring its own body cells.
- horse-radish.** The fresh root of *Cochlearia armoracia*. It yields a pungent, volatile oil, through the decomposition of a glucosid. It is used as a local irritant.

Horsley's putty. A preparation of white and yellow wax, vaselin and carbolic acid; used to arrest bleeding from the cut surface of the bone. **H's test for sugar.** A test by which the presence of glucose or sugar in urine is shown by the green color produced by boiling with a mixture of caustic potash and potassium chromate. [Sir Victor Alexander Haden Horsley, London surgeon, born 1857.]

hos'pital. A place designed for the shelter and treatment of the sick and wounded. **cottage h.** A small detached building containing a few rooms holding a few beds each, with rooms for offices, etc., to afford better results from the quiet and seclusion afforded. **field h.** A temporary h. station with an army in the field. **lock h.** In Great Britain, a h. for the treatment of venereal diseases. [Lat., *hospitium*, from *hospes*, a guest.]

hos'pitalism. A "rundown" condition observed in those who live constantly in a hospital.

host. An organism on or in which another lives as a parasite. [Lat., *hospes*.]

hour-glass contraction of the uterus. Excessive contraction of the parturient uterus upon the placenta during the third stage of labor, together with flabby distension of lower uterine segment, giving form of an hour-glass to uterus.

house-staff. The resident physicians and surgeons of a hospital.

Houston's valves. In the rectum, oblique folds of the mucous membrane, situated one at about the level of the prostate gland, another a little higher, and a third still higher. [John Houston, Dublin physician, 1802-1845.]

Hüfner's method to determine amount of urea in urine, see in *appendix*, page 895.

hum. A soft monotonous sound. **venous h.** A h. heard on auscultation over a vein.

humanization (hu-man-iz-a'shun). Of a virus (e. g., vaccine), a supposed modification of its properties by transmission through a series of human beings.

humeral (hu'mer-al). Of or pertaining to the humerus.

humerus (hu'mer-us). Syn.: *os brachii*, *os humeri*. The bone of the upper arm, articulating with the scapula above and the ulna and radius below. Its upper part comprises the surgical neck, the anatomical neck, the greater and lesser tuberosities, and the head of the bone; below, it terminates in the lateral and medial condyles, and the trochlea and the capitulum. [Lat., more properly written *umerus*.]

Hume's test for arsenic. A test made by adding, drop by drop, a weak solution of ammonia to a solution of silver nitrate until the brown precipitate first produced is nearly dissolved, decanting the clear liquid, and adding it to the suspected liquid. If arsenic is present, a bright yellow precipitate of silver arsenite is produced, that must be collected and heated with a reducing agent so as to form a sublimate of metallic arsenic.

humidity (hu-mid'it-e). The state of being moist. **absolute h.** As applied to the atmosphere, the actual weight of vapor of water in a given bulk; usually reckoned in grains to the cubic foot. **relative h.** As applied to the atmosphere, the proportion of its actual amount of moisture to what it would contain if saturated; saturation being 100, the relative h. is expressed in hundredths. [Lat., *humidus*, moist.]

hu'mor. 1. Any fluid of the body. 2. Of the old writers, a fluid supposed to be present in the body which, by its excess, gave the type to a certain disease. 3. In popular language, a chronic skin disease attributed to disorder of the blood. **aqueous h.** Syn.: *aqueous fluid*. The fluid which fills the anterior chamber, between the cornea anteriorly and the lens and suspensory ligament posteriorly; in weight, 5 or 6 grains; specific gravity, 1.0003; coefficient of refraction, 1.3366. **h. crystallinus.** See *crystalline lens*.

hu'moralism. See *humoral pathology*, under *pathology*.

humorovitalism (hu'morovi'tal-ism). The doctrine that the seat of life is in the humors. [Lat., *humor*, fluid, + *vita*, life.]

hump'back. See *kyphosis*.

hump-foot. Flexion of the foot at the first metatarso-cuneiform joint with enlargement of bones of dorsal surface.

hu'milin. See *lupulin*. [Lat., *humulus*, the hop.]

hu'mulus. 1. The hop plant, a genus of urticaceous plants. 2. Of the U. S. Ph., the dried strobiles of *H. lupulus*. **H. lupulus.** *Lupulus*. The common hop, indigenous to North America (where it grows wild) and to Europe. The calyx and scales in the fruit are covered with reddish particles (see *lupulin*) containing the active principle of the plant. Hops are tonic and slightly hypnotic. The fluid extract was formerly official in the U. S. Ph. **tinctura humuli.** A tincture of hop strobiles [U. S. Ph., 1890]. [Lat., *humulus*, from *humus*, the earth.]

hu'mus. The brown or black substances found in vegetable mold, peat, and decayed wood; produced by the action of mineral acids or of alkali upon carbohydrates. [Lat., *humus*.]

hunch'back. See *kyphosis*.

hun'ger. The desire for food. [Ang.-Sax., *hungar*, *hungor*.]

hunte'rian. Described by John Hunter. See *h. chancre*, under *chancre*. [John Hunter, English anatomist, 1728-1793.]

Hunter's cell. A triangular c. running through the adductor magnus muscle of the thigh, giving passage to the femoral artery and vein and the internal saphenous nerve. **H's ligament.** See *round ligament of the uterus*, under *ligament*.

Huntington's chorea. A form of ordinary chorea which is directly hereditary. [George Huntington, Amer. physician, born 1850.]

Hunyadi János water (hoon'yah-de yah'nosh). A mineral water obtained in Budapest, Hungary, containing free car-

bonic acid and sodium sulphate and magnesium sulphate, with sodium chlorid, calcium carbonate, a little potassium sulphate and strontium carbonate, and a very little iron and alumina.

Huppert's reaction for bile pigments.

Consists of precipitating the bilirubin with lime water or calcium chlorid. The washed precipitate is dissolved in alcohol, acidified with hydrochloric acid and heated to boiling for a time. If bile pigments are present an emerald green or bluish green color is obtained.

Hürt'hle's manometer. A m. consisting essentially of a very small tambour covered with rubber dam. The m. and the tube connecting it with the artery or the heart are filled with liquid. This m. is valuable for measuring accurately very rapid changes of pressure, as in the interior of the ventricles during systole.

Hutchinson's teeth. A malformation of the teeth, especially the upper central incisors, supposed to be peculiar to children having hereditary syphilis, in which the teeth are short, narrow from side to side at their edges, very thin, and displaying a central cleft on their free edge. **H's triad.** The conjunction of notched teeth, interstitial keratitis, and otitis; observed in hereditary syphilis. [Sir Jonathan Hutchinson, Eng. physician, 1828-1913.]

Huxham's tincture. Compound tincture of cinchona. [John Huxham, Eng. physician, 1692-1768.]

Huxley's layer. A layer two or three cells deep, of flattened, polygonal, nucleated cells, forming the inner part of the inner root sheath of the hair, and lying between the cuticula of the inner root sheath of Henle's layer. [Thomas Henry Huxley, Eng. physiologist and biologist, 1825-1895.]

Huygens' ocular. A negative ocular designed by Huygens for the telescope, now very largely used for the compound microscope. [Christian Huygens, Dutch physicist, 1629-1695.]

hyaline (hi'al-in). Glassy, crystalline, transparent. **h. degeneration.** The deposit of a clear, transparent homogeneous material between the connective tissue of the thyroid gland, of the kidney in chronic interstitial nephritis, and of the corpus luteum, and as well as in tubercles, in gummata, in malignant tumors. It is also found in the adventitia of small arteries and the walls of capillaries. The deposit is probably of glycoprotein nature. **h. fibroid.** Of Gull and Sutton, h. and fibroid (said of a substance observed in chronic Bright's disease, with contracted kidney, found between the tubules and around the malpighian bodies and the walls of minute arteries). [Gr., *yalos*, glass.]

hyalinosis (hi-al-in-o'sis). Waxy or hyaline degeneration. [Gr., *yalinos*, of crystal or glass.]

hyalitis (hi-al-i'tis). Inflammation of the entire vitreous humor. [Gr., *yalos*, glass, and *itis*, inflammation.]

hyalo-. Combining form of the Gr., *yalos*, glass.

hyalogen (hi-al'o-jens). A name given by Krunkenberg to a class of compound proteins which contain a carbohydrate. [*Hyalin*, + Gr., *gennan*, to produce.]

hyaloid. Smooth, glassy. **h. fossa.** See *lenticular fossa*, under *fossa*. **h. membrane.** See under *membrane*. [Gr., *yalos*, glass, + *eidos*, resemblance.]

hyalomucoid (hi'al-o-mu'koyd). The mucoid of the vitreous humor. Isolated by Morner.

hyaloplasm (hi'al-o-plasm). 1. The fundamental hyaline substance of cells. 2. The more homogeneous and fluid part of the protoplasm of the formative cell.

hyaloserousitis (hi'al-o-se-ro-si'tis). Chronic inflammation of the serous membranes; a dense fibrohyaline investment of the tissues. [Gr., *yalos*, glass, + *serum*, + *itis*, inflammation.]

hybrid (hi'brid). 1. Of mixed origin, cross-bred, mongrel (said of animals and plants). 2. Of a disease, due to more than one kind of poison. [Lat., *hibrida*, or *hybrida*, a mongrel, probably from the Gr., *ybris*, wanton violence.]

hybridism (hi'brid-izm). The act of making or becoming hybrid.

hybridization (hi-brid-i-za'shun). The process, or the fact, of the formation of a hybrid (disease, animal, or plant).

hydantoin (hi-dan'toin). Glycolyl urea.

hydatid (hi-dat'id). 1. An echinococcus or the vesicle containing it. 2. A name for certain bulbous cystlike remnants of atrophied embryonic structures, one of which, the h. of Morgagni, hangs by a pedicle from the fimbriated extremity of the oviduct and another from the epoöphoron. **alveolar h's.** The nerve sacs at the roots of the teeth. **barren h.** A h. in which there are no echinococcus heads developed upon the endocyst, but fluid alone is contained within it. **fertile h.** A h. the endocyst of which is supplied with minute buds or gemmae, which eventually form secondary and tertiary cysts. **h. disease.** A condition produced by the cysts in various portions of the body. **h. mole.** A tumor of the uterus consisting of multiple cysts containing fluid and formed from the chorionic villi. **h. of Morgagni.** Syn.: *morgagnian cyst*. The only true variety is the cystic dilatation of the longest of the fimbriae of the fallopian tube. **sessile h.** See *cyst of the müllerian duct*, under *cyst*. **stalked h.** Cystic dilatation at the upper pole of the testis or globus major of the epididymis. [Gr., *ydatis*, a drop of water.]

hydatidiform (hi-dat-id'e-form). Having the form or appearance of an hydatid. **h. mole.** A cystic disease of the chorion characterized by the formation of many grapelike formations.

hydatidocoele (hi-dat-id'o-sēl). An oscheocoele containing hydatids. [Gr., *ydatis*, a hydatid, + *kele*, a tumor.]

hydatogenesis (hi-dat-o-jen'es-is). The formation of water, or of a watery fluid,

in the body. [Gr., *ydatis*, a drop of water, + *genesis*, a production.]

hydatoid (hi'dat-oid). 1. Waterlike. 2. Resembling a hydatid. 3. As a n., the aqueous humor and its supposititious investment. [Gr., *ydatis*, a drop of water, + *eidōs*, resemblance.]

Hydra (hi'drah). A genus of tapeworms in the larval state. **H. hydatula**. See *Cysticercus tenuicollis*. [Gr., *ydra*.]

hydracetin (hi-dras'e-tin). Of Guttman, pure acetphenylhydrazid, $C_6H_5NH-NH-C_2H_5O$, formerly used in an impure state under the name of pyrodim. It is decidedly antipyretic and antirheumatic. It has been used in the form of an ointment in psoriasis. [Gr., *ydra*, a water serpent.]

hydracid. Hydrogen acid.

hydragogue (hi'dra-gog). Causing copious watery evacuations, especially by the bowels. [Gr., *ydor*, water, + *agein*, to conduct.]

hydralcool (hi-dral'ko-hol). Of Beral, brandy or spirit containing 22 per cent. of alcohol. [Gr., *ydor*, water, + *alcohol*.]

hydralogen (hi-dral'o-jen). Hydrochloric acid. [Gr., *ydor*, water, + *als*, salt, + *gennan*, to engender.]

hydramnion, hydramnios (hi-dram'ne-on, hi-dram'ne-os). Dropsy of the amnion; excess of amniotic fluid. [Gr., *ydor*, water, + *amnion*, the amnion.]

hydramyl (hi'dram-il). Amyl hydrid; used as an antiseptic. **h. ether**. A local anesthetic made by mixing equal parts of h. and ether.

Hydrangea arborescens (hi-dran'je-ah-ar-bor-es'ens). Seven-barks, the common h. of South America. The root contains *hydrangin* and is diuretic.

hydrangin (hi-dran'jin). A crystalline glucosid obtained from the root of *Hydrangea arborescens*.

hydrargicus (hi-drar'ji-kus). Mercurial.

hydrar'gochlorid. A compound of mercury bichlorid with another chlorid.

hydrargotin (hi-drar'go-tin). Mercuric tannate.

hydrargyrate (hi-drar'ji-rät). Of, pertaining to, or containing mercury. [Gr., *ydrargyros*, quicksilver.]

hydrargyria (hi-drar-jir'e-ah). 1. See *eczema mercuriale*. 2. Chronic mercurial poisoning. **h. febrilis**. A variety of h. accompanied by fever. **h. maligna**. A very severe form of h. or mercurial eczema. **h. mitis**. See *eczema mercuriale*, under *eczema*. [Gr., *ydrargyros*, quicksilver, artificially prepared from cinnabar ore.]

hydrargyric (hi-drar'jir-ik). Mercuric, pertaining to mercury.

hydrargyris (hi-drar-ji-ris). 1. Of Bonnsdorf, an amalgam. 2. In the pl., *hydrargyrides*, of Beudant, a family of ponderable bodies having mercury as their type. [Gr., *ydrargyros*, quicksilver.]

hydrargyrokaliūm (hi-drar'ji-ro-ka'le-um). A compound of mercury and potassium.

hydrargyrol (hi-drar'ji-rol). Mercury

paraphenylthionate; a brown substance used as an antiseptic.

hydrar'gyropneumat'ic. Pertaining to mercury and to a gas. [Gr., *ydrargyros*, quicksilver, + *pneuma*, air.]

hydrargyroseptol (hi-drar'jir-o-sep'tol). The compound $C_6H_5N.O.SO_3Hg + 2NaCl$, used in syphilis.

hydrargyrosis (hi-drar-ji-ro'sis). 1. Mercurial poisoning. 2. The use of mercurial frictions or fumigations. [Gr., *ydrargyros*, quicksilver.]

hydrargyrum (hi-drar'ji-rum). 1. Elementary mercury or quicksilver. See *mercury*. 2. Mercury purified by distillation for medicinal use. **emplastrum**

hydrargyri. A preparation consisting of metallic mercury triturated with some fatty matter till the separate globules of the metal cease to be visible, and incorporated with lead plaster. The amount of mercury in the different preparations is 30 per cent. [U. S. Ph.], 33 per cent. [Br. Ph.]. **h. ammoniatum**. Ammoniated mercury, white precipitated ammoniochlorid of mercury. A white powder, representing about 80 per cent. of metallic mercury. It is obtained by precipitating a solution of mercuric chlorid with ammonia water [U. S. Ph., Br. Ph.].

h. auratum. A homeopathic trituration of gold amalgam. **h. cum creta**. Mercury with chalk; gray powder. The U. S. preparation is made by triturating 38 parts of mercury with 10 of clarified honey and 57 parts of prepared chalk reduced by evaporation to 100 parts. The British preparation is made by triturating together 1 part of mercury and 2 parts of prepared chalk until the mercury is extinguished and the mixture has a uniform gray color [U. S. Ph., Br. Ph.].

hydrargyri - paraphenol - sulphonas. Occurs in brownish scales obtained by dissolving yellow mercuric oxid in paraphenol-sulphuric acid and evaporating. Used as a germicide. **h. peptonatum**. A preparation made by dissolving 3 parts of dry peptone in 10 parts of water and stirring into this mixture a solution of 1 part of corrosive sublimate and 20 parts of water, then filtering the resulting precipitate and dissolving in 3 parts of common salt and 50 parts of water. The final solution is diluted so that 1 c.c. shall contain 1 centigram of corrosive sublimate, and is used for hypodermic injection. **h. sulpho-ichthyolicum**. Of Unna, a mixture of 10 parts of sodium sulphichthyolate and 3 of corrosive sublimate. **linimentum hydrargyri**. Liniment of mercury, made by mixing 5 parts of mercurial ointment with 8 parts of camphor liniment and 4 parts of solution of ammonia [Br. Ph.]. **liquor hydrargyri nitratis**. A preparation containing 60 per cent. of mercuric nitrate in solution [U. S. Ph.]. **liquor hydrargyri nitratis acidus**. A colorless, very strong acid and caustic preparation of mercuric nitrate, $Hg(NO_3)_2$, dissolved in water with nitric acid in excess. It contains about 33 per cent. of mercury [Br.

Ph.]. **liquor hydrargyri perchloridi**. Syn.: *liquor mercurialis Van Swieten*. A solution of 1 part of corrosive sublimate in 1,000 parts of water [Br. Ph.]. **lotio hydrargyri flava**. Syn.: *aqua phagedaenica*. Yellow lotion of mercury; yellow wash. Made by adding 4.6 parts of corrosive sublimate to 1,000 parts of lime water [Br. Ph.]. **lotio hydrargyri nigra**. Black lotion of mercury; black wash. Made by triturating calomel with glycerin and lime water. [Br. Ph.]. **massa hydrargyri**. Syn.: *pilulae hydrargyri* [Br. Ph., U. S. Ph., 1870]. Mass of mercury, blue mass, blue pill, a preparation consisting of mercury incorporated into a pilular mass in a state of such fine subdivision that no metallic globules can be discovered with a glass of low magnifying power. The U. S. preparation contains 33 per cent. of mercury with glycerin, althaea, glycerin, and honey of rose. The Br. Ph. directs an essentially similar preparation [U. S. Ph.]. **pilulae hydrargyri**. See *massa hydrargyri*. [Br. Ph.]. **pilulae hydrargyri subchloridi compositae**. Compound pill of mercurous chlorid; Plummer's pill. It contains mercurous chlorid, sulphurated antimony and guaiacum resin [Br. Ph.]. **unguentum hydrargyri**. Mercurial (or blue) ointment; consisting of 50 per cent. [U. S. Ph.] or 30 per cent. [Br. Ph.] of metallic mercury intimately mixed with fatty matter. **unguentum hydrargyri ammonii**. White precipitate ointment. An ointment containing 10 per cent. of ammoniated mercury with hydrous wool-fat and petrolatum [U. S. Ph.] or benzoated lard [Br. Ph.]. **unguentum hydrargyri cinereum**. See *unguentum hydrargyri*. **unguentum hydrargyri compositum**. An ointment made by diluting mercurial ointment with yellow wax, camphor, and olive oil [Br. Ph.]. **unguentum hydrargyri dilutum**. Mercurial ointment so diluted with petrolatum that it contains 33 per cent. of metallic mercury [U. S. Ph.]. **unguentum hydrargyri iodidi rubri**. A preparation consisting of 1 part of mercuric iodid and 24 parts of benzoated lard [Br. Ph.]. **unguentum hydrargyri nitratis**. A preparation consisting of mercury dissolved in nitric acid, and mixed with some fatty matter. The U. S. Ph. preparation is made by adding nitric acid to melted lard and mixing with a solution of mercury in nitric acid; the Br. Ph. preparation is essentially similar [U. S. Ph., Br. Ph.]. **unguentum hydrargyri nitratis dilutum**. An ointment made by mixing 1 part of unguentum nitratis with 4 parts of soft paraffin or petrolatum [Br. Ph.]. **unguentum hydrargyri oleatis**. An ointment consisting of 1 part of oleated mercury and 3 parts of benzoated lard [Br. Ph.]. **unguentum hydrargyri oxidi flavi**. A preparation consisting of yellow mercuric oxid mixed with water, hydrous wool-fat and petrolatum [U. S. Ph.] or with soft paraffin [Br. Ph.]. The U. S. Ph. preparation

contains 10 per cent., that of the Br. Ph. 2 per cent., of yellow mercuric oxid. **unguentum hydrargyri oxidi rubri**. An ointment containing 10 per cent. of red mercuric oxid mixed with water, hydrous wool-fat and petrolatum [U. S. Ph.] or with petrolatum [Br. Ph.]. **unguentum hydrargyri subchloridi**. Ointment of calomel; consisting of 1 part of calomel mixed with 4 parts of benzoated lard [Br. Ph.]. [Gr., *ydor*, water, + *argyros*, silver.]

hydrargyrus (hi-dra'r'ji-rus). See *hydrargyrum*. [Gr., *ydor*, water, + *argyros*, silver.]

hydrarthrosis. Syn.: *articular dropsy*, *dropsy of the joints*. Dropsy of an articular cavity. [Gr., *ydor*, water, + *arthron*, joint.]

hydrastin (hi-dras'tin). 1. An alkaloid, $C_{21}H_{33}NO_6$, contained in the rhizome of *Hydrastis canadensis*. It acts on the central nervous system, somewhat like strychnin. Numerous preparations purporting to be salts of hydrastin are mixtures consisting largely of berberin, in which case they are of a yellow color, hydrastin and its salts being white. [U. S. Ph., *hydrastina*.] 2. A resinoid, consisting partly of berberin, from hydrastis.

hydrastinin (hi-dras'tin-in). An alkaloid, $C_{21}H_{33}NO_6$, obtained by oxidizing hydrastin with nitric acid. It exerts a vasoconstrictor action, causing increase in blood pressure when used systematically or blanching of the tissues when applied locally to mucous membranes. **h. hydrochlorid**. $C_{21}H_{33}NO_2 \cdot HCl$. A compound of h. and hydrochloric acid; readily soluble in water, preferred to uncombined base for medicinal use. [Lat., *hydrastinnæ hydrochloridum*.] [U. S. Ph.]

Hydrastis (hi-dras'tis). 1. Indian turmeric; a genus of the *Ranunculaceae*. 2. Of the U. S. Ph., the rhizome and rootlets of *H. canadensis*. **extractum h. fluidum**. A fluid extract of the rhizome of *H. canadensis* [U. S. Ph.]. **H. canadensis**. Golden seal; a small herb found in bog meadows from Canada to Carolina and Kentucky. Its rhizome contains berberin and hydrastin. **tinctura h.** A tincture of the rhizome of *H. canadensis* [U. S. Ph.]. [Gr., *ydor*, water.]

hydrastol (hi-dras'tol). A certain proprietary preparation of hydrastis.

hy'dratable. Capable of being hydrated or converted into a hydrate.

hydrate (hi'drat). 1. Originally, a compound of an element or radicle with water. The term is still used in this sense in speaking of crystalline substances in which water (water of crystallization) forms a part of the chemical or physical organization. 2. In the usual sense of the term, a compound of a metal or radicle with hydroxyl (OH). [Gr., *ydor*, water.]

hydrated (hi'dra-ted). 1. Compounded with or containing water, either simply admixed or as an essential part (e. g., a h. crystal is one containing water of

- crystallization). 2. Containing hydroxyl (OH); forming a hydrate (hydroxid), or combined with a hydrate (e. g., h. iron oxid).
- hydratic** (hi-drat'ik). Having the character of a hydrate.
- hydration** (hi-dra'shun). The act or process of mixing or combining with water; conversion into a hydrate; also the state of being thus mixed, combined, or converted. [Gr., *ydor*, water.]
- hydrazin** (hi'dra-zin). Syn.: *diamid*. 1. NH_2-NH_2 , a liquid with strong basic properties. It has strong reducing properties. 2. A derivative of this compound, formed by substituting an alcohol radicle for 1 or 2 atoms of hydrogen (primary and secondary h's).
- hydrazone** (hi'dra-zōn). A compound formed by allowing an aldehyd to react chemically with hydrazins.
- hydremla** (hi-dre'me-ah). A condition in which the watery constituent of the blood is abnormally increased. [Gr., *ydor*, water, + *aima*, blood.]
- hydrecephalocoele** (hi-dren-sef'al-o-sēl). An encephalocoele which, in addition to brain substance, contains a portion of one or both ventricles filled with fluid. [Gr., *ydor*, water, + *egkephalos*, the brain, + *kele*, a tumor.]
- hydrecephalus** (hi-dren-sef'el-us). See *hydrecephalus*.
- hydriatric** (hid-re-at'rik). Relating to hydrotherapy.
- hydric** (hi'drik). 1. Containing water. 2. Combined with hydrogen; a term applied especially to names of the hydrogen acids considered as salts of hydrogen (e. g., h. chlorid = hydrochloric acid); also applied especially to acid salts, because all the hydrogen of the acid characteristic is not replaced by the basic element. See *dihydric*, *monohydric*, and *trihydric*. [Lat., *hydricus*, from Gr., *ydor*, water.]
- hydrid** (hi'drid). A compound consisting of an element or a radicle united directly with water. [Lat., *hydridum*, from Gr., *ydor*, water.]
- hydriodas** (hi-dri'od-as). See *hydriodate*.
- h. kalicus**. Potassium iodid.
- hydriodate** (hid-ri-o-dat). A compound of an element or radicle with hydriodic acid. The term is sometimes used in the same sense as iodid, but usually signifies an addition compound of hydriodic acid with ammonia, an ammonia derivative, or a radicle acting in the same manner. [Lat., *hydriodas*.]
- hydriodic** (hid-ri-od'ik). Compounded of hydrogen and iodine. **h. acid**. See under *acid*. **h. ether**. Ethyl iodid.
- hydriodid** (hid-ri'od-id). A compound of hydrogen and iodine with an element or radicle. The term is now applied only to compounds of bases (e. g., alkaloids) with hydriodic acid, in which the former are (apparently) combined directly with the latter. See *hydriodate*.
- hydro-**. A prefix from the Gr., *ydor*, water; used to denote relationship to water or to hydrogen.
- hydroa** (hi-dro'ah). A name formerly given to many skin diseases characterized by a bulbous eruption. The only one surviving is *h. vaccini-forme*. **h. vaccini-forme**. Syn.: *h. aestivale*, *h. puerorum*, *recurrent summer eruption*. This is a recurrent inflammatory affection of the skin excited by extremes of temperature and characterized by the appearance upon the exposed parts of a vesicular eruption which upon disappearing leaves scars. It is a rare disease. [Gr., *ydor*, water.]
- hydrobilirubin** (hi'dro-bil-e-ru'bin). A reddish brown, amorphous pigment, $\text{C}_{32}\text{H}_{40}\text{N}_4\text{O}_7$, found in the feces and also, especially in fevers, in the urine. It is formed by reducing bilirubin with nascent hydrogen; probably identical with acrobilin.
- hydroblepharon** (hi'dro-blef'ar-on). Edema of the eyelids. [Gr., *ydor*, water, + *blepharon*, eyelid.]
- hydrobromate** (hi-dro-bro'mät). A salt of hydrobromic acid. The term is occasionally used in the same sense as bromid, but generally denotes an addition compound of hydrobromic acid with a radicle of the ammonia type; e. g., an alkalioid. Such compounds are more appropriately called hydrobromids. [Lat., *hydrobromas*.]
- hydrobromic** (hi-dro-bro'mik). Compounded of or containing hydrogen and bromine. **h. acid**. See under *acid*. **h. ether**. Ethyl bromid.
- hydrobromid** (hi-dro-bro'mid). A compound of an element or a radicle with hydrogen and bromine. A compound consisting of some base in combination with hydrobromic acid.
- hydrobromidid** (hi'dro-brom-i'o-did). A compound of hydrogen, bromine, and iodine with the same base.
- hydrocarbon** (hi-dro-kar'bon). A compound of carbon and hydrogen. The h's constitute a number of homologous series, each member of each series being formed from the preceding member by the addition of the common difference CH_2 . Consequently, in each series, the relation between the number of hydrogen and the number of carbon atoms in each member is the same; and this relation may accordingly be expressed by a general formula which will represent every member of that particular series. There are several classes of h's, namely, the saturated (paraffins, fatty h's), the unsaturated, the polymethylene, and the aromatic. **normal h.** A h. which has its carbon atoms united to form an unbranched chain. [Gr., *ydor*, water, + Lat., *carbo*, coal.]
- hydrocarbonate** (hi-dro-kar'bon-ät). 1. A hydrated carbonate. 2. A compound of a carbonate and a hydrate. 3. An acid carbonate. [Lat., *hydrocarbonas*.]
- hydrocarbon'ic**. Containing both hydrogen and carbon.
- hydrocardia** (hi-dro-kar'de-ah). Serous effusion into the pericardium. [Gr., *ydor*, water, + *kardia*, the heart.]
- hydrocele** (hi'dro-sēl). A collection of clear watery fluid especially in the tunica vaginalis testis, the vaginal process of the spermatic cord or the canal of Nuck.

- It may be idiopathic or symptomatic, acute or chronic. Its varieties are: **congenital h.**, **encysted h. of the cord**, **h. of an old hernial sac**, **h. of the processus funicularis**, **infantile h.**, **inguinal h.**, **multilocular h. of the cord**. [Gr., *ydor*, water, + *kele*, a tumor.]
- hydrocephalic** (hi-dro-sef'al'ik). Pertaining to, affected with, or of the nature of hydrocephalus. [Gr., *ydor*, water, + *kephale*, head.]
- hydrocephalus** (hi-dro-sef'al-us). Syn.: *cerebral dropsy*. Dropsy of the brain. An accumulation of serous fluid in undue amount within the cavity of the cranium. The head, especially the forehead and upper portion of the head, is enlarged. The brain is atrophied, the intellect is weakened, and convulsions are common. **acute internal** (or **tuberculous**) **h.** As ordinarily understood, tuberculous meningitis. **anencephalous h.** H. in which there is little or no development of the brain, the space it should occupy in the calvaria being filled by hydrocephalic fluid. **internal h.** Syn.: *dropsy of the ventricles*. H. in which there is a serous effusion into the ventricle of the brain. [Gr., *ydor*, water, + *kephale*, head.]
- hydrocerin** (hi-dro-se'rin). A waxy paste, containing vaselin, water, and wax, used like lanolin. [Gr., *ydor*, water, + *keros*, wax.]
- hydrochemistry** (hi''dro-kem'is-tre). The chemistry of water and other liquids. [Gr., *ydor*, water, + *chemeia*, chemistry.]
- hydrochinon** (hi-dro-kin'on). See *hydroquinon*.
- hydrochlorate** (hi-dro-klo'rät). A compound of hydrochloric acid. It is occasionally used in the sense of chlorid, but generally denotes an addition compound of hydrochloric acid with a radicle of the ammonia type, an alkaloid, for instance.
- hydrochloratus** (hi-dro-klo-ra'tus). Containing hydrochloric acid; muriated; with the name of a base the hydrochlorid or the chlorid of that base.
- hydrochloric** (hi-dro-klo'rik). 1. Composed of chlorin and hydrogen; muriatic. 2. Prepared with h. acid, e. g., h. solution of arsenic. **chlorinated h. ether**. Ethylidene dichlorid. **h. acid**. See *acid*. **h. ether**. Ethyl chlorid.
- hydrochlorid** (hi-dro-klo'rid). A compound of an element or a base with hydrochloric acid. It is used instead of hydrochlorate, as being less ambiguous.
- hydrochlori'nas**. See *hydrochlorid* and *chlorid*.
- hydrocollidin** (hi-dro-kol'lid-in). A poisonous ptomain, $C_8H_{15}N$, found among the products of putrefaction of albumin.
- hydrocolpos** (hi-dro-kol'pos). A vaginal retention cyst containing a watery fluid. [Gr., *ydor*, water, + *kolpos*, vagina.]
- hydrocoridin** (hi-dro-kor'id-in). The ptomain with the formula, $C_{10}H_{17}N$.
- hydrocotarinin** (hi''dro-ko-tar'nin). An alkaloid, $C_{12}H_{15}NO_3$, existing in opium in very small amounts. It is quite toxic.
- hydrocotoin** (hi-dro-ko'to-in). Syn.: *cotoin*. A substance, $C_{15}H_{14}O_4$, obtained from coto bark.
- Hydrocotyle** (hi-dro-ko'til-e). Pennywort; a genus of umbelliferous plants. **H. asiatica**. Asiatic water pennywort. The leaves are toasted and given in infusion in the bowel complaints of children. [Gr., *ydor*, water, + *kotyle*, a cup.]
- hydrocyanate** (hi-dro-si'an-ät). A salt of hydrocyanic acid.
- hydrocyanic acid** (hi-dro-si-an'ik as'id). See under *acid*.
- hy'drocyst**. A cyst containing water. [Gr., *ydor*, water, + *kystis*, a cyst.]
- hy''drocystoma**. An eruption of deeply seated vesicles, due to retention of fluid in the sweat-follicles.
- hydrodiffusion** (hi''dro-dif-fu'shun). The physical mingling of two miscible fluids having no chemical affinity, occurring without difference of pressure and in consequence of the migratory movements of the molecules.
- hydrodynamics** (hi''dro-di-nam'iks). The mechanics of fluids (especially liquids) in a state of motion. [Gr., *ydor*, water, + *dynamis*, power.]
- hydro-electric** (hi''dro-e-lek'trik). Of or pertaining to electricity evolved by the action of water or steam.
- hydro-electricity** (hi''dro-e-lek-tris'it-e). Electricity generated by water and steam. [Gr., *ydor*, water, + *elektron*, amber.]
- hy'dro-ergot'inin**. Of Kraft. See *ergotoxin*.
- hy'dro-et'ron**. See *ascites*.
- hydroferrocyanid** (hi''dro-fer-ro-si'an-id). Also written *hydroferrocyanate* and *ferrocyanhydrate*. A salt of hydroferrocyanic acid.
- hydrofluosilicate** (hi''dro-flu-o-sil'ik-ät). A salt of hydrofluosilic acid.
- hydrogalvanic** (hi''dro-gal-van'ik). Of or pertaining to galvanism generated by the action of fluids.
- hydrogel** (hi''dro-jel). The name given to the gelatinous mass obtained upon cooling a warm solution of certain colloids such as gelatin, agar-agar, etc.
- hydrogen** (hi''dro-jen). A non-metallic gaseous element. It is one of the components of water and of many other inorganic substances and is a constant constituent of organic compounds. It is a colorless, tasteless, odorless, inflammable gas, and is the lightest substance known, its sp. gr. (air = 1) being 0.0695 and to water as 1 to 11.160. Its density is, accordingly, selected as the unity of density for gases. Under a very low temperature, combined with the application of very great pressure, it is liquefied, forming a bluish, opaque liquid. In composition, it forms the essential element in the class of compounds called acids, which are hence denominated salts of h., and, united with carbon, it forms the important class of organic compounds called hydrocarbons. In compounds it never replaces more than one atom of another

element, and hence its combining power is regarded as a unit, to which that of other elements is referred, and their quantivalence is measured by the number of atoms of h. which they can replace. Atomic weight 1.008 (O = 16.0). Chemical symbol H. carburetted h. See *ethylene* and *methane*. gaseous h. **phosphid.** See *phosphoret h.* h. acetate. See *acetic acid*, under *acid*. h. ammonium and sodium phosphate. See *sodium ammonium* and *h. phosphate*, under *sodium*. h. antimonid. Antimonureted h.; a colorless, odorless, combustible gas, SbH₃, produced by the action of nascent h. on the reducible compounds of antimony. h. arsenid. Syn.: *arsenamin*, *arsine*. Arseniureted or arseneted h.; a compound of arsenic and h. A colorless, very poisonous gas, AsH₃, having a garliclike odor and a neutral reaction, burning with a greenish flame and soluble in water free from air. h. binoxid. See *h. peroxid.* h. bromid. See *hydrobromic acid*, under *acid*. h. chlorid. See *hydrochloric acid*, under *acid*. h. cyanid. See *hydrocyanic acid*, under *acid*. h. dioxid. See *h. peroxid.* h. fluorid. See *hydrofluoric acid*, under *acid*. h. iodid. See *hydroiodic acid*, under *acid*. h. monosulphid. See *sulphureted h.* h. monoxid. Water. h. nitrate. See *nitric acid*, under *acid*. h. oxid. See *h. monoxid* and *h. peroxid.* h. peroxid. H. dioxid, oxygenized water; a colorless, oily liquid, H₂O₂, devoid of odor, and having an astringent and bitter taste. It is soluble in water and in ether. H. peroxid is readily decomposed, and, owing to the facility with which it gives up one of its atoms of oxygen, it acts as a strong oxidizing, bleaching, and disinfectant agent. It is used as an antiseptic. h. phosphid. Syn.: *phosphin*. 1. Gaseous h. phosphid, or phosphureted h. 2. Liquid h. phosphid. 3. Solid h. phosphid. h. sulphate. Sulphuric acid. h. sulphid. H. monosulphid or sulphureted h., a gas of disagreeable odor, slightly soluble in water. Used in quantitative and qualitative analysis. occluded h. H. absorbed by palladium or other metals. By some, h. is held under these circumstances to act as a metal, and to form an alloy with the palladium. phosphoret h. Phosphin, gaseous h., phosphid; a colorless gas, PH₃, having an odor like that of rotten fish. It is very inflammable and acts as a powerful poison when inhaled. solution of h. peroxid. A slightly acid aqueous solution of h. dioxid, (H₂O₂), which contains 3 per cent. by weight of absolute H₂O₂. This official solution of h. peroxid is popularly termed "peroxid" or "peroxid of hydrogen." [Lat., *aqua hydrogenii dioxidi*] [U. S. Ph.]. Liqueur hydrogenii peroxid [Br. Ph.]. sulphureted h. H. monosulphid, sulphur hydrid. A colorless gas, H₂S, having a strong, disagreeable odor of rotten eggs and a sweetish taste, condensing under pressure into a colorless liquid. It has

been used by rectal injection as a remedy for pulmonary tuberculosis. [Gr., *ydor*, water, + *gennan*, to engender.]

hydrogenated (hi'dro-jen-a-ted). Containing hydrogen in combination.

hydrogenation (hi-dro-jen-a'shun). The act or process of causing to combine with hydrogen.

hydrogenesis (hi-dro-jen'es-is). Formation or collection of a watery fluid. [Gr., *ydor*, water, + *gennan*, to engender.]

hydrogen exponent. Symbol pH, term introduced to express the acidity, hydrogen ion concentration in blood, urine, etc. It is the logarithm (negative mantissa and characteristic) of the number expressing the grams of hydrogen ions in a liter of the solution, but is written without the minus sign. Thus pH of urine is 4.82 to 7.45 (concentration 0.00016n to 0.000008n).

hydrogenous (hi-droj'en-us). Pertaining to hydrogen. [Gr., *ydor*, water, + *gennan*, to engender.]

hydrogol (hi'dro-gol). A watery solution of colloid silver.

hydrohemostat (hi'dro-hem'o-stat). An instrument for arresting hemorrhage by hydrostatic pressure. [Gr., *ydor*, water, + *aima*, blood, + *istanai*, to make to stand.]

hydrohemothorax (hi'dro-hem-o-tho'raks). A condition in which hydrothorax and hematothorax are associated. [Gr., *ydor*, water, + *aima*, blood, + *thorax*, the chest.]

hydroid (hi'droyd). Resembling water. [Gr., *ydor*, water, + *eidos*, resemblance.]

hydrokall (hi-drok'al-i). A supposititious compound of hydrogen and potassium.

h. carbonicum. Acid potassium carbonate. **h. tartaricum.** Acid potassium tartrate.

hydrokinetics (hi'dro-kin-et'iks). The science of the motions of fluids and the forces acting upon fluids. [Gr., *ydor*, water, + *kinetikos*, for putting in motion.]

hydroki'non. See *hydroquinon*.

hydro lactometer (hi'dro-lak-tom'et-er). An instrument for measuring the amount of water present in milk. [Gr., *ydor*, water, + Lat., *lac*, milk, + Gr., *metron*, measure.]

hydrolein (hi-dro'le-in). A proprietary emulsion of cod-liver oil, borax, and pancreatin. [Gr., *ydor*, water, + Lat., *oleum*, oil.]

hydrology (hi-drol'o-je). That department or division of medical science which treats of the use of waters, especially mineral waters, for therapeutic purposes. See *hydrotherapy*. [Lat., *hydrologia*, from Gr., *ydor*, water, + *logos*, understanding.]

hydrolysis (hi-drol'is-is). Syn.: *hydrolytic disassociation*. Decomposition due to the absorption of water; chemic decomposition in which the compound breaks up after absorbing one or more water molecules. [Gr., *ydor*, water, + *lysis*, loosening.]

hydrolytic (hi-dro-lit'ik). 1. Causing

- elimination of water. 2. Pertaining to or causing hydrolysis. **h. cleavage.** A breaking up of a chemical compound by hydrolysis. **h. disassociation.** See *hydrolysis*.
- hydrolyze.** To change by hydrolysis.
- hydroma** (hi-dro'mah). A morbid growth containing a watery fluid. [Gr., *ydroma*, from *ydor*, water, + *oma*, tumor.]
- hydromel** (hi'dro-mel). Any medicinal liquid mixture containing honey. [Gr., *ydor*, water, + *meli*, honey.]
- hydromeningocele** (hi''dro-men-in'go-sel'). A cystic tumor of the meninges projecting through the skull. [Gr., *ydor*, water, + *menix*, membrane, + *kele*, hernia.]
- hydrometer** (hi-drom'et-er). An instrument for measuring the density, etc., of fluids. **Baumé's h.** See under *Baumé*. **h. of constant volume.** A h. in which, like Nicholson's h. and Fahrenheit's h., the stem is always immersed to the same extent, while the load which the h. carries varies in each case and by the amount of its variation indicates the specific gravity. **h. of constant weight.** A h., such as Baumé's, in which the load remains constant and the amount to which the stem is immersed varies, the amount of the variation indicating the specific gravity sought. **h. of variable volume.** See *h. of constant weight*. **h. of variable weight.** See *h. of constant volume*. **Nicholson's h.** See under *Nicholson*. [Gr., *ydor*, water, + *metron*, a measure.]
- hydrometra** (hi-dro-me'trah). A collection of watery fluid in the uterus. [Gr., *ydor*, water, + *metra*, uterus.]
- hydrometric** (hi-dro-me'trik). Of or pertaining to the hydrometer or to its employment.
- hydrometry** (hi-drom'et-re). The measurement of specific gravities by means of the hydrometer. [Gr., *ydor*, water, + *metron*, a measure.]
- hydromphalus** (hi-drom'fa-lus). A tumor at the umbilicus containing fluid. [Gr., *ydor*, water, + *omphalos*, the navel.]
- hydromyelia** (hi''dro-mi-e'le-ah). Dilatation of the central canal of the spinal cord by fluid. [Gr., *ydor*, water, + *myelia*.]
- hydromyelus** (hi-dro-mi'e-lus). Dilatation of the central spinal canal. [Gr., *ydor*, water, + *myelos*, marrow.]
- hydromyoma** (hi-dro-mi-o'mah). A cystic myoma with serous fluid. [Gr., *ydor*, water, + *myoma*.]
- hydronaphthol** (hi-dro-naf'thol). A derivative of naphthol used as a disinfectant.
- hydronephrosis** (hi-dro-ne-fro'sis). An abnormal collection of urine in the pelvis of the kidney with distention of the pelvis and calices and pressure atrophy of the secreting substance of the organ. [Gr., *ydor*, water, + *nephros*, a kidney.]
- hy''dro-oligocythe'mia.** A certain form of secondary anemia in which the proportion of the serum to the corpuscular elements in the blood is much increased. It is commonly found after mineral poisoning, especially with lead or mercury. [Gr., *ydor*, water, + *oligos*, few, + *kytos*, a cell, + *aima*, blood.]
- hydropathy** (hi-drop'ath-e). Syn.: *water cure*. Originally a disease caused by water; dropsy. [Gr., *ydor*, water, + *pathos*, disease.]
- hydropericardium** (hi''dro-per-e-kar'de-um). A non-inflammatory accumulation of serous fluid in the pericardium. [Gr., *ydor*, water, + *pericardium*.]
- hydroperion** (hi-dro-per'e-on). Of Breschet, a liquid described as contained between the decidua vera and the decidua reflexa; designed, he thought, to nourish the embryo at an early period of gestation. [Gr., *ydor*, water, + *peri*, around, + *oon*, egg.]
- hydroperitoneum** (hi''dro-per-e-ton-e'-um). Accumulation of watery fluid in the peritoneal cavity. [Gr., *ydor*, water, + *peritonion*, peritoneum.]
- hydrophilous** (hi-drof'il-us). 1. Aquatic. 2. Bibulous, absorbent, hygroscopic.
- hy''drophimo'sis.** Phimosis with edema. [Gr., *ydor*, water, + *phimosi*, phimosis.]
- hydrophlogosis** (hi-dro-flo-go'sis). An inflammatory process associated with an accumulation of watery fluid. **h. ventriculorum cerebri.** Acute internal hydrocephalus. [Gr., *ydor*, water, + *phlogosis*, a burning.]
- hydrophobia** (hi-dro-fo'be-ah). Syn.: *rabies*, *lyssa*. An acute infectious disease of man; primary in dogs, wolves, and other animals and transmitted to man by biting and perforation of the skin and underlying tissues, so that there is inoculation with the saliva. It is characterized by spasms of the muscles of deglutition and respiration. The specific organism is believed to be a protozoön, the so-called *Negri bodies*, present in the substance of the nerve cells. The name is due to the dread of the spasms caused by the attempt to drink water or any other fluid during the disease. **h. simplex.** H. without rage or disposition to bite. **hysterical h., nervous h.** A transitory form of h., not dependent on rabies; generally associated with other nervous phenomena. [Gr., *ydor*, water, + *phobos*, fear.]
- hydropho'bin.** The virus of hydrophobia.
- hydrophthalmia** (hi-drof-thal'me-ah). Syn.: *buthalmia*, *dropsy of the vitreous*. See *buthalmia*. A disease characterized by a uniform, spherical bulging of the anterior part of the eye. Congenital glaucoma. [Gr., *ydor*, water, + *ophthalmia*.]
- hydroplasma** (hi-dro-plaz'mah). A watery condition of the tissues or of the plasma of the blood. [Gr., *ydor*, water, + *plasma*, something formed.]
- hydropneumatic** (hi-dro-nu-mat'ik). Pertaining to water and to gas. Employed in the collection of gases. Said of a vessel of water or other fluid used in chemical experiments for the collection of gases. [Gr., *ydor*, water, + *pneuma*, air.]
- hydropneumatosis** (hi''dro-nu-mat-o'sis). 1. Any morbid collection of water and gas. 2. Pulmonary edema. [Gr., *ydor*, water, + *pneumatosis*, inflation.]
- hydropneumothorax** (hi''dro-nu-mo-tho'-

- raks). A collection of air and fluid in the pleural cavity. **closed h.** A condition in which there is a combination of serous effusion and air in the pleural cavity without any opening into it, either external or internal. [Gr., *ydor*, water, + *pneuma*, air, + *thorax*, the chest.]
- hydrops** (hi'drops). **Dropsy.** **h. articuli.** Dropsy of a joint. **h. folliculi.** Dropsy of a graafian follicle. **h. tubae.** Salpingitis with accumulation of fluid in the tube. [Gr., *ydrops*, dropsy.]
- hydroponephrosis** (hi''dro-pi''o-ne-fro'-sis). Distention of the pelvis of the kidney with urine containing pus. [Gr., *ydor*, water, + *pyon*, pus, + *nephros*, kidney.]
- hydroponemothorax** (hi''dro-pi''o-nu-mo-tho'raks). A condition in which there is both air and purulent fluid in the cavity of the thorax. [Gr., *ydor*, water, + *pyon*, pus, + *pneuma*, air, + *thorax*, the chest.]
- hydroquinon** (hi-dro-kwin'on). Syn.: *hydrochinon*, *hydrokinon*. An antiseptic, artificial alkaloid, having the composition of quinon with hydrogen added, $C_6H_4O_2H_2$. It is isomeric with resorcin and pyrocatechin and is used as a developer in photography.
- hydrorrhachis** (hi-dro'ra-kis). An edematous effusion within the spinal cord. [Gr., *ydor*, water, + *rachis*, vertebral column.]
- hydrorrhoea** (hi-dror-re'ah). A copious watery discharge. **h. gravidum.** A profuse discharge of serous fluid from the gravid uterus. [Gr., *ydor*, water, + *roia*, a discharge.]
- hydrosalpinx** (hi-dro-sal'pinks). A collection of watery fluid in the fallopian tube, causing distention. [Gr., *ydor*, water, + *salpinx*, a trumpet.]
- hydroscopic** (hi-dros-kop'ik). Pertaining to hydroscopy.
- hydroscopy** (hi-dros'kop-e). Inspection of water or hydrometry. [Gr., *ydor*, water, + *skopia*, a lookout.]
- hydrosepsis** (hi-dro-sep'sis). A foul or turbid condition of water. [Gr., *ydor*, water, + *sepsis*, decay.]
- hydrosol** (hi'dro-sol). A solution of some colloid, as gelatin, agar-agar, etc., in water.
- hydrophygmograph** (hi-dro-sfig'mo-graf). Of François-Franck and Mosso, an instrument for inclosing an entire organ or part of an entire limb. It is then filled with water, and by means of a registering apparatus the fluctuation in the volume of the inclosed organ due to the arterial pulse is registered. [Gr., *ydor*, water, + *sphygmus*, pulse, + *graphein*, to record.]
- hydrospirometer** (hi''dro-spi-rom'et-er). An instrument devised to take the place of the more expensive compressed air spirometers. It consists of a small jar fitted with three tubes through one of which air is admitted and through another water, and through the third the patient breathes. The resistance to expiration is produced by the lifting of the column of water into a vessel on a higher level. [Gr., *ydor*, water, + Lat., *spirare*, to breathe, + Gr., *metron*, a measure.]
- hydrostatic** (hi-dro-stat'ik). Pertaining to hydrostatics or to liquid in a condition of equilibrium. **h. factor in circulation.** The changes in blood pressure produced by the effect of gravity as distinguished from those due to the heart-beat and variations in the size or properties of the blood vessels. [Gr., *ydor*, water, + *statike*, statics.]
- hydrostatics** (hi-dro-stat'iks). The physics of liquids in a state of equilibrium. [Gr., *ydor*, water, + *statike*, statics.]
- hydrosulphate** (hi-dro-sul'fat). A hydrated sulphate.
- hydrosulphid** (hi-dro-sul'fid). A compound of an element or a radicle with hydrogen and sulphur.
- hydrosulphureted.** Combined with hydrogen and sulphur.
- hydroxyringomyelia** (hi''dro-si-ring''go-mi-e'le-ah). Dilatation of the central canal of the spinal cord by watery effusion, with the formation of cavities due to degeneration. [Gr., *ydor*, water, + *syrinx*, tube, + *myelos*, marrow.]
- hydrotherapy** (hi-dro-ther'ap-e). The systematic use of water as a curative agent. [Lat., *hydrotherapia*, from Gr., *ydor*, water, + *therapeia*, medical treatment.]
- hydrothionuria** (hi''dro-thi-o-nu're-ah). The presence of sulphureted hydrogen in the urine. [Gr., *ydor*, water, + *theion*, sulphur, + *ouron*, urine.]
- hydrothorax** (hi-dro-tho'raks). Dropsy of one or both pleural cavities; to be distinguished from pleuritic exudate. [Gr., *ydor*, water, + *thorax*, the chest.]
- hydrotimetry** (hi-dro-tim'et-re). The determination, by means of soap, of the proportion of calcareous salts contained in water. [Gr., *ydor*, water, + *metrein*, to measure.]
- hydrous.** Containing water. [Gr., *ydor*, water.]
- hydroxid.** A compound of hydroxyl with a metal or an alcohol radicle. This word replaces hydrate except for compounds supposed to contain water of crystallization.
- hydroxybenzene** (hi-drox-e-ben'zen). See *carbolic acid*, under *acid*.
- hydroxycompound** (hi -drox - e - com'pound). A chemical substance formed by the substitution of hydroxyl for hydrogen.
- hydroxyl** (hi-drox'il). A univalent radicle, —O.H. It enters into the composition of all hydroxids, including the alcohols, phenols, and oxygen acids. Occurring in the free state as a double molecule, HO—OH, it constitutes a peroxid.
- hydroxylamin** (hi''drox-il-am'in). A hydroxyl substitution compound, NH_2OH , of ammonia. Its hydrochlorid is used as a remedy in skin diseases. **h. hydrochlorid.** A compound of h. and hydrochloric acid; recommended as a substitute for pyrogallic acid and chrysarobin in skin diseases, having the advantage of not staining the skin or linen.

- hydroxylic** (hi-drox-il'ik). Containing hydroxyl; also of, pertaining to, or contained in hydroxyl.
- hydramenitis** (hi-dri-men-i'tis). Inflammation of a serous membrane. [Gr., *ydor*, water, + *ymen*, membrane, + *itis*, inflammation.]
- hyenanchin** (hi-e-nang'kin). A neutral principle obtained from the seeds of *Hyenanche globosa*, resembling strychnin in its action. [Gr., *yaina*, the hyena, + *agchein*, to strangle.]
- hygieia** (hi'je-ah). 1. Health. 2. A medicine. 3. The ancient goddess of health. [Gr., *ygieia*.]
- hygiene** (hi-jen'). The science and art of the preservation of health. [Gr., *ygieinos*, good for the health.]
- hygienic** (hi-je-en'ik). 1. Pertaining to health or to hygiene. 2. In a wholesome state, calculated to preserve the health.
- hygro-**. A prefix from the Gr., *ygros*, wet, moist, fluid.
- hygrograph** (hi'gro-graf). An instrument for recording automatically the variations of atmospheric humidity. [Gr., *ydor*, water, + *graphein*, to write.]
- hygrol** (hi'grol). Colloidal mercury.
- hygrolgy** (hi-gro'l'o-je). The science of the fluids of the body. [Gr., *ygros*, wet, + *logos*, understanding.]
- hygroma** (hi-gro'mah). Syn.: *hygromatous cyst*. A term applied to dropsy of a bursa or to a tumor of the brain containing fluid, and sometimes to cysts of congenital origin, which contain a clear, thin fluid. **h. colli**. A serous congenital cyst most common in the neck. [Gr., *ygros*, moist, + *oma*, a tumor.]
- hygrometer** (hi-grom'et-er). An instrument for measuring the amount of moisture in the air or in a gas, or the ratio of the amount of moisture actually present in it to that required for saturation. [Gr., *ygros*, moist, + *metron*, measure.]
- hygrometry** (hi-grom'et-re). The measurement of the proportion of watery vapor in the air. [Gr., *ygros*, wet, + *metron*, a measure.]
- hygrophilous** (hi-grof'il-us). Absorbing moisture with avidity. [Gr., *ygros*, moisture, + *philein*, to love.]
- hygroscope** (hi'gro-skop). An instrument which indicates (without actually measuring) the degree of humidity of the air. [Gr., *ygros*, moist, + *skopos*, an observer.]
- hygroscopic** (hi-gro-skop'ik). Fit or adapted for giving evidence of moisture; hence, capable of readily absorbing moisture. [Gr., *ygros*, wet, + *skopein*, to examine.]
- hyle** (hi'le). The primal matter, mass, or body in nature. **h. iatrice**. Any medicinal substance. [Gr., *yle*, matter.]
- hylie** (hi'lik). A term used to denote tissues, resembling pulp, in which the cells are separated by a matrix of intercellular substance, either homogeneous or fibrillated, with lymph spaces and blood capillaries running between the individual cells. The term is used to describe tumors arising from such tissues which comprise nerve cells, fibrous tissue, cartilage, bone, fat, and muscle. [Gr., *yle*, crude, undifferentiated tissue.]
- hylo-**. Combining form of the Gr., *yle*, wood, material, matter.
- hylogenesis** (hi-lo-jen'es-is). The origin or formation of matter. [Gr., *yle*, matter, + *gennan*, to produce.]
- hytology** (hi-lol'o-je). The science of elementary bodies or crude material. [Gr., *yle*, matter, + *logos*, understanding.]
- hyloma** (hi-lo'mah). A tumor arising in the primary pulp and including such tumors as fibroma, chondroma, osteoma, lipoma, and sarcoma. [Gr., *yle*, matter, + *oma*, tumor.]
- hylopathism** (hi-lol'ath-ism). 1. The theory of the sentience of matter. 2. The doctrine that disease is caused by changes in the constitution of matter. [Gr., *yle*, matter, + *pathos*, illness.]
- hylozoism** (hi-lo-zo'ism). A theory attributing to matter both primal existence and life. [Gr., *yle*, matter, + *zoe*, life.]
- hymen** (hi'men). A thin fold of mucous membrane, of varying shape, but usually crescentic, which, in the virgin, closes the ostium vaginae more or less completely. **annular h.** That form which is attached to the whole circumference of the ostium vaginae, with an opening in the central portion. **bifenestrate h.** A h. which presents two openings. **cribriform h.** A h. with a number of small openings in it. **h. denticulatus**. That form of h. in which the free border is serrated. **h. fimbriatus**. That variety of h. in which the free border and often the two surfaces are shaggy with delicate papillary outgrowths. **h. multiplex**. Syn.: *double h.* The condition in which there is a membranous constriction of the vagina, resembling the h., above the latter. **h. semilunaris**. That form of h. annularis in which the preponderance of the posterior portion is shown to an unusual degree. **h. septus**. A form in which the opening is divided by a vertical median vaginal partition consisting of an extension of the posterior columns. **h. subseptus**. A variety of h. septus in which two median partitionlike structures, from the anterior and posterior columns, respectively, approach each other, but do not unite. **imperfectorate h.** That form in which there is no opening, so that the ostium vaginae is wholly occluded. [Gr., *ymen*, membrane.]
- hymenitis** (hi-men-it'is). Inflammation of a membrane, especially of the hymen. [Gr., *ymen*, a membrane, + *itis*, inflammation.]
- hymeno-**. Combining form of the Gr., *ymen*, *ymenos*, membrane, hymen.
- hymenogeny** (hi-men-oj'en-e). The production of a pellicle by the simple contact of two liquids, as when a drop of liquid albumin falls into a liquid fat. [Gr., *ymen*, a membrane, + *gennan*, to produce.]
- Hymenolepis** (hi-men-ol'ep-is). A cestode worm of the order *Cyclophyllidae*, the family *Hymenolepidae*, and the genus *Hymenolepis*. The family includes

several genera, such as *H. diminuta*, occasionally infesting children, and *H. nana*, or the dwarf tapeworm of children. *H. flavopuncta*. See *Taenia flavopuncta*, under *tenia*.

hymenomalacia (hi-men-o-mal-a'se-ah). Softening of a membrane. [Gr., *ymen*, membrane, + *malacia*, soften.]

hyo-. A prefix from the Greek letter upsilon, U or Y; shaped like the letter U.

hyoglossal (hi-o-glos'sal). Pertaining to, or connected with, the hyoid bone and the tongue. [Gr., U, upsilon, + *glossa*, tongue.]

hyoglossus (hi-o-glos'sus). See *table of muscles*, under *muscle*.

hyoglycolate (hi'o-gli-ko-kol'at). A salt of hyoglycolic acid.

hyoid (hi'oyd). Shaped like the Greek letter U; pertaining or adjacent to the hyoid bone or to the tissues adjoining it; as a n., the h. bone. [Gr., U, upsilon, + *eidōs*, resemblance.]

hyo- and ibular (hi'o-man-dib'u-lar). Pertaining to or connected with the hyoid bone and the inferior maxilla.

hyopharyngeus (hi-o-fa-rin'je-us). See *table of muscles*, under *muscle*.

hyoscine (hi'o-sin). See *scopolamin*. **h. hydrobromate**, **h. hydrobromid**. See *scopolamin hydrobromid* [U. S. Ph., Br. Ph.].

hyosci'na. See *hyoscine*.

hyoscyamin (hi-o-si-am'in). 1. A crystalline alkaloid, (C₁₇H₂₃NO₃), a levorotary stereo-isomere of atropin, obtained from various solanaceous plants and in various degrees of purity as found in the shops, or sometimes in the amorphous form. Pure levorotary hyoscyamin acts twice as strongly as atropin on nerve endings, but with the same strength on the central nervous system of mammals. In addition to the difficulty of obtaining pure hyoscyamin, it has the disadvantage of being converted very readily into atropin. Dextrorotary h. is also known. 2. Of the eclectics, a concentration obtained from *Hyoscyamus niger*. **h. hydrobromid**. A soluble salt, having the actions and uses of hyoscyamin. **h. sulphate**. The neutral sulphate, (C₁₇H₂₃NO₃)₂.H₂SO₄. This salt of h. is found in several degrees of purity. That recognized by the U. S. Ph. is in indistinct crystals or powder, suggesting some degree of impurity. It is also obtainable in a high degree of purity, though distinctly crystalline and in an amorphous state. The amorphous and the crystalline appear to differ in degree of activity. [U. S. Ph., Br. Ph.] [Lat., *hyoscyamina*.]

Hyoscyamus (hi-o-si'a-mus). 1. Henbane; U. S. Ph., the leaves of *H. niger*. List of poisons and their antidotes, see in *appendix*, page 940. **extractum hyoscyami**. An extract of H. containing 0.3 per cent. of alkaloids. **extractum hyoscyami fluidum**. A fluid extract of the leaves of *H. niger* [U. S. Ph.]. **extractum hyoscyami viride**. An extract prepared from the bruised fresh leaves and tops of *H. hyoscyami folia*. The leaves, flowers, and

branches of *H. niger* [Br. Ph.]. **H. niger**. A coarse, erect herb. It grows wild in waste places through the United States and is widely distributed elsewhere. Its active properties are dependent on two alkaloids, hyoscyamin and scopolamin. **infusum hyoscyami oleosum**. Syn.: *oleum hyoscyami*. A preparation made by macerating or digesting for some hours fresh or freshly dried leaves of *H.*, generally with alcohol, adding olive oil, then freeing from the spirit or from all the moisture and filtering. **oleum hyoscyami**. See *infusum hyoscyami oleosum*. **succus hyoscyami**. A preparation made by crushing in a mortar the fresh leaves, flower tops, and young branches of *H. niger*, expressing the juice, adding alcohol and, after a week, filtering [Br. Ph. 1898]. **tinctura hyoscyami**. A 10 per cent. tincture of h. [U. S. Ph., Br. Ph.]. [Gr., *ys*, a pig, + *kyamos*, a bean.]

hyp-, hypo-. Prefix used to signify under or deficiency. From the Gr., *ypo*, under. In chemistry, in contrast to *hyper*, it denotes a smaller quantity of oxygen than is found in the compounds to which it is not prefixed. Thus sulphurous acid, (H₂SO₃), hypsulphurous acid (H₂SO₂).

hypacephalia. See *henicephalia*.

hypalgesia (hi-pal-je'ze-ah). Of Eulenburg, diminished sensitiveness to painful impressions. [Gr., *ypo*, in slight degree, + *algesis*, sensibility to pain.]

hypasthenia (hi-pas-the'ne-ah). Weakness, loss of strength. [Gr., *ypo*, in a slight degree, + *astheneia*, weakness.]

hypam'nios. Deficiency of the amniotic fluid.

hyper-. A prefix from the Gr., *yper*, above; used in compound words to denote above or beyond. In chemistry, it is applied to compounds which are richest in oxygen. The word now more often gives place to *per*.

hyperabduction (hi'per-ab-duk'shun). See *superabduction*. [Gr., *yper*, above measure, + Lat., *abducere*, to abduct.]

hyperacidity (hi-per-as-id'it-e). Excessive acidity, especially of the gastric juice. [Gr., *yper*, above, + Lat., *aciditas*, acidity.]

hyperaction (hi-per-ak'shun). Excessive activity of a part or organ, which may or may not be pathological. [Gr., *yper*, above measure, + Lat., *actio*, action.]

hyperacu'sis. Excessive sensibility of the organ of hearing. **h. willisiana**. Abnormally acute hearing. [Gr., *yper*, above, + *akousis*, hearing.]

hyperacute (hi-per-a-küte'). Excessively acute. [Gr., *yper*, above measure, + Lat., *acutus*, sharp.]

hyperadenoma (hi'per-ad-e-no'mah). An enlarged lymph gland. [Gr., *yper*, over, + *aden*, gland, + *oma*, tumor.]

hyperalbuminosis (hi'per-al-bu-min-o'-sis). The presence of an excess of albumin in the blood. [Gr., *yper*, in an excessive degree, + *albuminosis*.]

hyperalgesia, **hyperalgia** (hi'per-al-je'ze-ah, hi-per-al'je-ah). Excessive sen-

- sibility to painful impressions. [Gr., *yper*, over, + *algos*, pain.]
- hyperamnios** (hi'per-am'ne-os). The presence of an excessive amount of amniotic fluid. [Gr., *yper*, above, + *amnion*.]
- hyperasthe'nia**. Extreme debility. [Gr., *yper*, over, + *astheneia*, weakness.]
- hyperba'ria**. Abnormal high specific gravity. [Gr., *yper*, to excess, + *barus*, heavy.]
- hyperblas'toid**. Pertaining to overgrowth resembling hyperblastosis.
- hyperblastosis** (hi-per-blas-to'sis). An overgrowth of tissue, having conditions characteristic both of hypertrophy and tumors, such as fibroma moluscum.
- hypercapnia** (hi-per-kap'ne-ah). Increased amount of CO₂ in the blood.
- hypercardia** (hi''per-kar'de-ah). Cardiac hypertrophy. [Gr., *yper*, over, + *kardia*, heart.]
- hypercementosis** (hi''per-sem-en-to'sis). Excessive formation of the cementum of the teeth.
- hyperchlorhydria** (hi''per-klor-hid're-ah). The presence of an excessive amount of hydrochloric acid in the secretions of the stomach. [Gr., *yper*, over, + *chloros*, green (chlorin), + *ydor*, water (hydrogen).]
- hyperchondroma** (hi-per-kon-dro'mah). A cartilaginous tumor of hypertrophic growth. [Gr., *yper*, over, + *chondros*, cartilage, + *oma*, tumor.]
- hyperchromasia** (hi''per-kro-maz'e-ah). An excessive deposit of pigment. [Gr., *yper*, over, + *chroma*, color.]
- hyperchromatic** (hi''per-kro-mat'ik). Containing an abnormally large number of chromosomes.
- hyperchromatism, hyperchromatosis** (hi''per-kro'mat-izm, hi''per-kro-mah-to'sis). Excessive pigmentation; being generally caused by degeneration of the cell nucleus producing scattered particles of nuclear pigment or chromosomes. This condition is often called nuclear fragmentation. [Gr., *yper*, over, + *chroma*, color.]
- hyperchromatopsia** (hi''per-kro-mat-op'-se-ah). A defect of vision in which faulty ideas of color are attached to objects. [Gr., *yper*, over, + *chroma*, color, + *opsis*, vision.]
- hyperchromia** (hi-per-kro'me-ah). See *hyperchromatism*.
- hypercinesia, hypercinesis** (hi''per-sin'e-se-ah, hi''per-sin'e-sis). 1. Excessive muscular motion or contraction; hence spasm. 2. An abnormal mobility of any part of the body. [Gr., *yper*, over, + *kinesis*, motion.]
- hyper'crisis**. A crisis of extraordinary severity. [Gr., *yper*, to excess, + *krisis*, a crisis.]
- hyperdactylia** (hi''per-dak-til'e-ah). Polydactylism or an excessive number of fingers. [Gr., *yper*, over, *daktylos*, finger.]
- hyperdermatoma** (hi-per-der-mat-o'mah). A growth consisting of hypertrophied skin. [Gr., *yper*, over, + *derma*, skin, + *oma*, tumor.]
- hyperdesmosis** (hi-per-des-mo'sis). Hy-
- per trophy of connective tissue. [Gr., *yper*, over, + *desmos*, a bond.]
- hyperemesis** (hi-per-em'e-sis). Excessive or incessant vomiting. [Gr., *yper*, over, + *emesis*, vomiting.]
- hyperemia** (hi-per'e-me-ah). A superabundance of blood in any part of the body. **active h.** A rapidly developed h. of a tissue or organ due to irritation. **active local h.** An increased and accelerated flow of blood into the arteries of a part, because either the blood pressure of that part is increased, or the resistance of the part in proportion to the force of the blood is diminished. **acute passive h.** An abnormal distention of the venous capillaries of a part rapidly appearing and due to obstruction of the return flow of blood from the part. **arterial h.** See *active h.* **capillary h.** The active h. of the capillaries during inflammation. **cerebral h.** The first stage in active cerebral congestion. **chronic passive h.** A distention of the capillaries of a part by venous blood coming on gradually and without inclination to disappear; due to an increased blood pressure from the backward pressure in valvular disease of the heart, arteriosclerosis, and failure of cardiac compensation from various other causes. Also known as *chronic passive congestion*. **collateral h.** Active h. due to contraction of other arteries pouring blood into arteries supplying the part. **direct h.** Active h., from dilatation of the arteries supplying a part. **functional h.** H. due to or occasioning functional activity. **mechanical h.** That form of h. in which the chief cause is the increase of resistances, as by the local pressure of tumors or the occlusion of veins by thrombi. **neuroparalytic h.** H. due to paralysis of the vasoconstrictors. **neurotonic h.** H. due to stimulation of the vasodilators. **venous h.** The form of h. produced by pressure on the veins above. [Gr., *yper*, above measure, + *aima*, blood.]
- hyperencephalus** (hi''per-en-sef'al-us). 1. A monstrosity in which a portion of the brain lies outside the skull, forming a pedunculated tumor. 2. The development of a hyperencephalic monster. [Gr., *yper*, over, + *egkephalos*, the brain.]
- hypererythrocythemia** (hi''per-er'ith-ro-se-the-me-ah). An excessive number of red blood corpuscles in the blood. [Gr., *yper*, over, + *erythrocyte*, + *aima*, blood.]
- hyperesophoria** (hi''per-es-o-fo're-ah). A tending of the right or left visual line in a direction upward and inward, or downward and inward, but not sufficient to produce strabismus. [Gr., *yper*, over, + *eso*, into, + *phoros*, bearing.]
- hyperesthesia** (hi''per-es-the'se-ah). Morbidly acute sensitiveness to external impressions. [Gr., *yper*, over, + *aisthesis*, perception by the senses.]
- hyperexophoria** (hi''per-ex-of-o're-ah). A tending of the right or left visual line in a direction upward and outward, or downward and outward, but not to the ex-

- tent of strabismus. [Gr., *yper*, over, + *exo*, outward, + *phoros*, bearing.]
- hyperextension** (hi''per-ex-ten'sion). Extreme extension.
- hypergenesis** (hi-per-jen'es-is). Excessive development of parts or tissue, either normal, as in hypertrophy of a muscle, or abnormal, as in monstrosities. [Gr., *yper*, over, + *genesis*, generation.]
- hyperglobulia** (hi''per-glo-bu'le-ah). An excessive number of red globules in the blood. [Gr., *yper*, over, + Lat., *globulus*, a globule.]
- hyperglucemia, hyperglycemia** (hi''per-glu-se'me-ah, hi''per-gli-se'me-ah). An excessive amount of sugar in the blood. [Gr., *yper*, over, + *glukos*, sugar, + *aina*, blood.]
- hypericum** (hi-per'ik-um). St. John's wort. **H. perforatum**. St. John's wort. The leaves are balsamic in odor and bitter and astringent in taste. The plant yields a resin and an oil resembling turpentine, and was formerly used in domestic practice. [Gr., *ypo*, beneath, + *ereike*, heath.]
- hyperidrosis** (hi-per-i-dro'sis). Syn.: *idrosis*, *ephidrosis*, *ludatoria*, *polydrosis*. Excessive sweating independent of the usual physiological causes. **h. oleosa**, **h. seborrhea**. See *seborrhea*. [Gr., *yper*, to excess, + *idros*, sweat.]
- hyperinosis** (hi-per-in-o'sis). 1. Excessive muscular development or activity. 2. An abnormal abundance of fibrin in the blood. [Gr., *yper*, over, + *is*, a muscle or fiber.]
- hyperinvolution** (hi''per-in-vo-lu'shun). Too complete involution or atrophy following hypertrophy. [Gr., *yper*, to excess, + Lat., *involvere*, to roll in.]
- hyperisotonic** (hi''per-is-o-ton'ik). Pertaining to a serum containing more salt than is necessary to preserve the red corpuscles.
- hyperkeratomycosis** (hi''per-ker''at-o-mi-ko'sis). Hypertrophy affecting corneous tissue, and due to a microphyte. [*Hyperkeratosis*, + Gr., *mykes*, fungus.]
- hyperkeratosis** (hi''per-ker-a-to'sis). Increased thickness of the horny layer of the skin with complete cornification of the cells. **h. eccentrica**. Another name for *porokeratosis*. **h. linguae**. See *black tongue*, under *tongue*. [Gr., *yper*, to excess, + *keras*, a horn.]
- hyperleukocytosis** (hi''per-lu''ko-si-to'sis). An excessive number of leukocytes. [Gr., *yper*, over, + *leukocytosis*.]
- hyperlymphia** (hi-per-lim'fe-ah). An increase in the normal amount of lymph. [Gr., *yper*, over, + Lat., *lymphā*, lymph.]
- hypermastia** (hi-per-mas'te-ah). Hypertrophy of the breast. [Gr., *yper*, to excess, + *mastos*, the breast.]
- hypermegalia** (hi''per-me-gal'e-ah). 1. Excessive increase in the size of a part. 2. Pseudohypertrophic muscular paralysis. [Gr., *yper*, over, + *megas*, large.]
- hypermetropia** (hi''per-me-tro'pe-ah). Far-sightedness. A condition in which the focus of parallel rays falls back of the retina, owing either to the fact that the eyeball is too short (axial hypermetropia) or that the refraction surfaces are too flat (curvature hypermetropia). It is remedied by the use of appropriate convex glasses. [Gr., *yper*, over, + *metron*, measure, + *ops*, eye.]
- hypermyotrophia** (hi''per-mi-o-tro'fe-ah). Hypertrophy of muscular tissue. [Gr., *yper*, over, + *mys*, muscle, + *trophē*, nourishment.]
- hypernephroma** (hi''per-nef-ro'mah). A tumor developing from the adrenal gland or from adrenal nests within the substance of the kidney, consisting of columns of cells lying in close apposition to the endothelium of the numerous capillaries and possessing an adenomatous or tubular arrangement of the polygonal cells. These tumors may also be of pure renal origin. [Gr., *yper*, over, + *nephros*, kidney, + *oma*, tumor.]
- hyperneuroma** (hi''per-nu-ro'mah). An exuberant or fungous growth of nervous tissue. [Gr., *yper*, over, + *neuron*, a nerve, + *oma*, tumor.]
- hypernoia** (hi-per-noy'ah). Of Leupoldt, excessive and abnormal mental activity. [Gr., *yper*, over, + *noein*, to perceive.]
- hyperonychia** (hi-per-o-nik'e-ah). Hypertrophy of the nails, usually associated with more or less deformity. [Gr., *yper*, excess, + *onyx*, the nail.]
- hyperopia** (hi-per-o'pe-ah). A condition in which the length of the eyeball does not correspond with the focal length of the dioptric system of the eye and the principal focus is, therefore, behind the retina. Now used instead of *hypermetropia*. **absolute h.** Where the eye is unable to accommodate. **facultative h.** Where an extra effort of accommodation may conceal the error without causing a squint. **latent h.** Where the refraction error is overcome and disguised by the action of the ciliary muscle. **manifest h.** Where the refraction defect is uncorrected by accommodation. **relative h.** Where undue convergence with the extra accommodation effect is required to overcome it and internal strabismus and squint follows. [Gr., *yper*, over, + *ops*, eye.]
- hyperostosis** (hi''per-os-to'sis). 1. An abnormal growth, hyperplasia, or general swelling of a bone. 2. An exostosis (1st def.), especially on the sheath of a tendon. [Gr., *yper*, over, + *osteon*, a bone.]
- hyperphoria** (hi-per-fo're-ah). An upward tendency of the visual axis of one eye, but not to the extent of strabismus. [Gr., *yper*, over, + *phoros*, bearing.]
- hyperpiesis** (hi''per-pi-e'sis). Periods of high arterial pressure. [Gr., *yper*, over, + *piesis*, pressure.]
- hyperpituitarism** (hi''per-pit-u'it-ar-ism). A condition of increased activity (internal secretion) of the pituitary body, particularly of the anterior lobe. It is supposed to exist in acromegaly and gigantism. [Gr., *yper*, over, + *pituitarism*.]
- hyperplasia** (hi-per-pla'ze-ah). An increase in the number of cells in an organ or tissue. **areolar h. of the uterus**. Of T. G. Thomas, excessive growth of the

- connective tissue of the uterus with congestion and resulting hypertrophy.
- fibrous h.** An increase in the connective tissue cells during regeneration following inflammation or in chronic fibrosis of the viscera, as in cirrhosis of the liver.
- irritative h.** H. due to fibrosis, or of the mucous membrane on the edge of a gastric ulcer. [Gr., *yper*, over, + *plasis*, formation.]
- hyperplastic** (hî-pêr-plas'tik). Pertaining to or characterized by hyperplasia.
- hyperpnea** (hi-per-ne'ah). A condition in which the breathing movements are increased in frequency beyond their normal rate. [Gr., *yper*, over, + *pnoe*, breath.]
- hyperpyretic** (hi''per-pi-ret'ic). Of or pertaining to hyperpyrexia.
- hyperpyrexia** (hi''per-pi-regs'e-ah). Excessively high fever. **tropical h.** Sunstroke associated with insensibility, high temperature, and convulsions. [Gr., *yper*, over, + *pyrexia*, feverishness.]
- hyperresonance** (hi''per-res'o-nantz). Abnormal resonance over a part. [Gr., *yper*, exceeding, + Lat., *resonare*, to resound.]
- hypersarcosis** (hi-per-sar-kô'sis). 1. An excessive growth of vascular granulations in wounds or ulcers. 2. Muscular hypertrophy. [Gr., *yper*, over, + *sarx*, flesh.]
- hypersecretion** (hi''per-res'o-nantz). Abnormal secretion of a gland. [Gr., *yper*, to excess, + *secernere*, to secrete.]
- hypersensitiveness** (hi''per-sen'sit-iv-nes). See *anaphylaxis*.
- hypersthenia** (hi-per-sthen'e-ah). Excessive strength or tonicity. [Gr., *yper*, to excess, + *sthenos*, strength.]
- hypersusceptibility** (hi''per-sus-sep'ti-bil'it-e). See *anaphylaxis*.
- hypersystole** (hi''per-sis'to-le). An overstrong systole. [Gr., *yper*, to excess, + *systole*.]
- hypertension** (hi-per-ten'shun). Excessive tension. [Gr., *yper*, in excess, + *tension*.]
- hyperthermia**. Unusually high fever.
- hyperthymization** (hi''per-thi-miz-a'shun). Excessive activity in the function of the thymus gland, causing a chronic form of poisoning. [Gr., *yper*, over, + *thymus*.]
- hyperthyrosis**, **hyperthyroidism** (hi''per-thi-re-o'sis, hi''per-thi-royd-a'shun). Overactivity of the enlarged thyroid gland, as in exophthalmic goiter. [Gr., *yper*, over, + *thyroid*.]
- hyperthyroidism** (hi-per-thi'royd-izm). The group of symptoms supposed to be due to excess of the internal secretion of the thyroid gland, i. e., enlargement of the thyroid, tachycardia, tremors, nervousness, exophthalmus. [Gr., *yper*, over, + *thyroid*.]
- hypertonia** (hi-per-to'ne-ah). Excessive tonicity; irritability. [Gr., *yper*, in excess, + *tonos*, a stretching.]
- hypertonic** (hi-per-ton'ik). Characterized by abnormally high tension. **h. solutions.** In physiology, solutions whose osmotic pressure is greater than that of the blood and lymph.
- hyperto'nus**. That condition of the eye in which intra-ocular tension is increased. [Gr., *yper*, to excess, + *tonos*, a straining.]
- hypertrichosis, hypertrichiasis** (hi''per-trik-o'sis, hi''per-trik-i'as-is). An excessive growth of hair, general or local. [Gr., *yper*, to excess, + *thrix*, a hair.]
- hypertrophied** (hi-per'tro-fed). In a state of hypertrophy.
- hypertrophy** (hi-per'tro-fe). Increase in the size of individual cells; to be distinguished from hyperplasia. In a broader sense, increase in the size of an organ or tissue due to an increase in the size or number of its cells, or both, without any of its elements losing their relationship or function. **acquired h.** H. induced by overexertion or overaction of a part or organ. **adaptive h.** H. due to an obstruction to the expulsion of fluids from a hollow viscus. **compensatory h.** H. of an organ or part whereby it is enabled to do more work than before, so as to compensate for a defect. **eccentric h.** H. of the walls of a hollow organ accompanied by dilatation. **false h.** Enlargement with degeneration of one element and its replacement by another. **functional h.** H. due to increased stimulation, nutrition, and functional activity of a cell. **numerical h.** See *hyperplasia*. **nutritional h.** H. due to an increased absorption of nutrition, usually instituted by some stimulus. **physiological h.** H. due to normal physiological functions, such as the enlargement of the liver after a full meal. **simulated h.** H. due to a ceasing of attrition in a part, as the enormous outgrowth of a rat's tooth when attrition ceases from loss of its opponent. **sympathetic h.** H. due to stimulation by the nervous system. **vicarious h.** H. of one organ when another of allied function is injured or destroyed. [Gr., *yper*, over, + *trophe*, nutrition.]
- hypertropia** (hi-per'tro'pe-ah). Deviation of one eye upward and the other eye downward. [Gr., *yper*, over, + *trepein*, to turn.]
- hypesthesia** (hi-pes-the'ze-ah). Diminished sensibility. [Gr., *hypo*, under, + *aisthesis*, sensation.]
- hypha** (hi'fah). A filament or thread of a fungus. The collective hyphae form an interwoven fluffy mass, known as mycelium, as in the moulds. [Gr., *yphē*, a web.]
- hyphomycetes** (hi-fô-mi-se'tes). A synonym for the *Eumycetes* or *molds*. [Gr., *yphē*, a web, + *mykes*, fungus.]
- hypinosis** (hip-in-o'sis). A deficiency in the fibrin elements of the blood. [Gr., *ypo*, under, + *is*, *inos*, fiber.]
- hypisotonic** (hip'is-o-ton'ik). Referring to a solution which has an osmotic pressure smaller than that of a physiological salt solution.
- hypnacetyl** (hip-nas'et-in). Acetophenone-acetyl-paramido-phenol ether; CH₃-CO.NH.C₆H₄.O.CH₂.CO.C₆H₅. Antiseptic and hypnotic.
- hypnagogic** (hip-na-goj'ik). Inducing sleep or pertaining to the induction of sleep. [Gr., *ygnos*, sleep, + *agogos*, leading.]
- hyp'nal**. See *antipyrin chloralhydrate*. Monochloralantipyrin. A colorless crystalline substance, easily soluble in water.

- Hypnotic and analgetic. [Gr., *ypnos*, sleep.]
- hypnic** (hip'nik). 1. Pertaining to sleep. 2. Inducing sleep.
- hypnology** (hip-nol'o-je). 1. The doctrine or science of sleep. 2. The science and art of hypnotism. [Gr., *ypnos*, sleep, + *logos*, understanding.]
- hypnone** (hip'nōn). Phenylmethylketone, $C_6H_5.CO.CH_3$, a crystalline substance, used as a hypnotic. [Gr., *ypnos*, sleep.]
- hypnopyrin** (hip-no-pi'rin). A preparation said to be hypnotic, analgetic, and feebly antipyretic.
- ypnos** (hip'nos). Sleep. [Gr., *ypnos*.]
- hypnosis** (hip-no'sis). See *hypnotism*.
- hypnotic** (hip-not'ik). 1. Pertaining to sleep or to hypnotism. 2. Tending to induce sleep. [Gr., *ypnos*, sleep.]
- hypnotism** (hip'no-tizm). An abnormal state into which some persons may be thrown, either by a voluntary act of their own, such as gazing continuously and with fixed attention on some small bright object held close to the eyes, or by the exercise of another person's will; characterized by suspension of the will and consequent obedience to the promptings of "suggestions" from without. Perfect insensibility to pain may be induced by h., and it has been used as an anesthetic. [Lat., *hypnotismus*, from Gr., *ypnos*, sleep.]
- hypnotiza'tion**. The induction of hypnotism.
- hypo-albuminosis** (hi'po-al-bu-min-o'sis). A deficiency of albuminous constituents of the blood. [Gr., *ypo*, under, + Lat., *albumen*, albumin.]
- hypoblast** (hi'po-blast). Of Balfour, the epithelioglandular or mucous layer of the blastoderm; the entoderm; the innermost of the three layers into which the blastoderm divides at the area germinativa. **digestive h.**, **gut h.**, **intestinal h.** The hypoblastic or entodermal cells giving rise to the lining of the alimentary canal in the embryo. **yolk h.** That portion of the mesoblast which surrounds the yolk. [Gr., *ypo*, under, + *blastos*, sprout.]
- hypobromite** (hi-po-bro'mit). A salt of hypobromous acid.
- hypocardia** (hi-po-kar'de-ah). A downward displacement of the heart. [Gr., *ypo*, under, + *kardia*, heart.]
- hypochlorhydria** (hi'po-klor-hid're-ah). Deficiency of hydrochloric acid in the gastric juice. [Gr., *ypo*, under, + *chlorin*, + *ydor*, water.]
- hypochlorite** (hi-po-klo'rit). A salt of hypochlorous acid. The h's are readily decomposed by acids, forming hypochlorous acid and acting as bleaching agents. [Gr., *ypo*, under, + *chloros*, green.]
- hypochondriac** (hi-po-kon'dre-ak). 1. Situated beneath the ribs. 2. Pertaining to hypochondriasis; as a n., a person affected with hypochondriasis.
- hypochondriasis** (hi'po-kon-dri'as-is). Persistent anxiety about health with exaggeration of small bodily symptoms. The mental condition takes its name from the
- hypochondriac region, to which feelings of distress and uneasiness were previously referred. [Gr., *ypo*, under, + *chondros*, cartilage.]
- hypochondrium** (hi-po-kon'dre-um). The upper lateral region of the abdomen on either side of the epigastrium, under the costal border. [Gr., *ypo*, under, + *chondros*, cartilage.]
- hypochromatic** (hi-po-kro-mat'ik). Containing chromatosomes in abnormally small amount.
- hypochromatism** (hi-po-kro'mat-ism). Deficiency of chromatin in the nucleus of a cell. [Gr., *ypo*, under, + *chromatin*.]
- hypochromatosis** (hi'po-kro-mat-o'sis). Gradual disappearance of the cell nucleus.
- hypochromia** (hi-po-kro'me-ah). Deficiency of coloring. [Gr., *ypo*, under, + *chroma*, color.]
- hypochrosis** (hi-po-kro'sis). Anemia in which the amount of hemoglobin in the blood is abnormally small. [Gr., *ypo*, under, + *chrosis*, color.]
- hypocinesia, hypocinesis** (hi'po-sin-e'se-ah, hi'po-sin-e'sis). Of Eulenburg, diminution of motor reaction to excitation. [Gr., *ypo*, less, + *kinesis*, motion.]
- hypodermic** (hi-po-der'mik). 1. Subcutaneous; pertaining to subcutaneous parts or tissues. 2. Administered by subcutaneous injection; designed for such injections. [Gr., *ypo*, under, + *derma*, the skin.]
- hypodermoclysis** (hi'po-der-mok'lis-is). The injection of large quantities of fluids under the skin. [Gr., *ypo*, under, + *derma*, skin, + *klysis*, injection.]
- hypogastric** (hi-po-gas'trik). Of, pertaining to, or situated in the hypogastrium. **h. belt.** A b. to encircle the pelvis; designed to exert pressure upon the hypogastrium. [Gr., *ypo*, under, + *gaster*, stomach.]
- hypogastrium** (hi-po-gas'tre-um). The lower median portion of the abdomen. [Gr., *ypo*, under, + *gaster*, stomach.]
- hypogenesis** (hi'po-jen-e'se-ah). Malformation by defect. [Gr., *ypo*, short of, + *genesis*, production.]
- hypoglobulia** (hi'po-glo-bu'le-ah). A deficient amount of blood corpuscles. [Gr., *ypo*, short of, + *globule*.]
- hypoglossal** (hi-po-glos'sal). Situated in, on, or adjacent to the lower part of the tongue or beneath the tongue. [Gr., *ypo*, under, + *glossa*, tongue.]
- hypognathous**. Having the lower jaw prominent. [Gr., *ypo*, under, + *gnathos*, jaw.]
- hypognathus** (hi-pog'na-thus). A rare form of double monster in which a rudimentary head is attached to the inferior maxilla of the principal head. It occurs mostly in calves. [Gr., *ypo*, under, + *gnathos*, the jaw.]
- hypoleukocythemia** (hi'po-lu'ko-si-the'me-ah). Deficiency of white corpuscles in the blood. [Gr., *ypo*, under, + *leukocythemia*.]
- hypoleukocytosis** (hi'po-lu'ko-si-to'sis). Diminution of the formation of leukocytes. [Gr., *ypo*, under, + *leukocytosis*.]
- hypoliposis** (hi-po-lip-o'sis). A condition

- in which the liposin is deficient in the blood.
- hypomania** (hi-po-ma'ne-ah). Mild excitements in a manic-depressive psychosis. Cyclothymia. Often found under many disguises.
- hypomastia** (hi-po-mas'te-ah). Abnormal smallness of the breasts. [Gr., *ypo*, under, + *mastos*, breast.]
- hypometropia** (hi''po-me-tro'pe-ah). Myopia. [Gr., *ypo*, under, + *metron*, a measure, + *ops*, eye.]
- hyponitrite** (hi-po-ni'trit). A salt of hyponitrous acid.
- hyponitrous**. Containing nitrogen combined with less oxygen than in the case of the nitrous compounds. **h. acid.** See under *acid*.
- hyponomoderma** (hi''pon-o-mod-er'mah). A name given by Kaposi to a *creeping eruption*.
- hyponychium** (hi-pon-ik'e-um). The junction of the nail-bed and the horny epidermis of the tip of the finger or toe. [Gr., *ypo*, under, + *onyx*, nail.]
- hypoparathyreosis** (hi''po-par''ah-thi-reo'sis). The condition of tetany induced by defective action of the parathyroid glands or by their removal.
- hypophosphis** (hi-po-fos'fis). See *hypophosphite*. **syrupus hypophosphitum**. A preparation containing the hypophosphites of calcium, potassium, and sodium dissolved in a flavored syrup [U. S. Ph.]. **syrupus hypophosphitum compositus**. A complex preparation containing hypophosphites of alkalis with quinin and strychnin dissolved in syrup [U. S. Ph.].
- hypophosphite** (hi-po-fos'fit). A salt of hypophosphorous acid.
- hypophosphorous** (hi-po-fos'for-us). Containing phosphorus combined with less oxygen than occurs in the phosphorous compounds. **h. acid.** See under *acid*.
- hypophysin** (hi-pof'is-in). The name given to the hormone supposed to be formed in the anterior lobe of the pituitary gland. It is assumed to influence mainly the growth of the skeleton and perhaps to play a part in the metabolism of the body in other ways.
- hypophysis** (hi-pof'is-is). Lit., an undergrowth. **h. cerebrialis**, **h. cerebri**. The pituitary body. [Gr., *ypo*, under, + *physis*, growth.]
- hypopilesis**. Subnormal arterial tension.
- hypopinealism** (hi-po-pi'ne-al-izm). A syndrome of diminished pineal secretion.
- hypopituitarism** (hi''po-pit-u't-ar-izm). A condition of diminished activity (internal secretion) of the pituitary body, particularly of the posterior lobe. [Gr., *ypo*, under, + *pituitarism*.]
- hypoplasia** (hi-po-pla'se-ah). 1. A deficiency of tissue due to a diminution in the number of cells of a part as contrasted with atrophy. 2. Incomplete (arrested) development of a part in respect to size and weight. [Gr., *ypo*, under, + *plasis*, formation.]
- hypopyon** (hi-po'pe-on). A collection of pus in the anterior chamber of the eye. [Gr., *ypo*, under, + *pyon*, pus.]
- hypospadias** (hi-po-spad'e-as). A congenital deformity of the urethra characterized by its external opening being situated on the lower surface of the penis or on the scrotum or perineum or in the vagina. [Gr., *ypo*, under, + *span*, to draw.]
- hypostasis** (hi-pos'tas-is). 1. Of Hippocrates, a suppression of morbid humors (from escape at the surface); an abscess. 2. A sediment. 3. A morbid deposit in any part of the body. 4. Venous hyperemia due chiefly to the action of gravity. **h. urinae**. See *h.* (2d def.). **pulmonary h.** Hypostatic congestion of the lungs. [Gr., *ypo*, under, + *stasis*, a placing.]
- hypostypsis** (hi-po-stip'sis). Mild astringency. [Gr., *ypo*, short of, + *stypsis*, a contracting.]
- hyposulphate** (hi-po-sul'fat). An incorrect name for thiosulphate.
- hyposulphite** (hi-po-sul'fit). A salt of hyposulphurous acid. H's have been found in the urine. They occur constantly in cats' urine.
- hyposulphurous** (hi''po-sul'fu-rus). Containing sulphur combined with a smaller relative amount of oxygen than is found in the sulphurous compounds. **h. acid.** See under *acid*.
- hyposystole** (hi-po-sis'to-le). Weakness of the cardiac systole. [Gr., *ypo*, under, + *systole*.]
- hypothernar** (hi-poth'en-ar). The eminence at the ulnar border of the palm of the hand. [Gr., *ypo*, under, + *thenaar*, the palm of the hand.]
- hypothyroidea** (hi''po-thi-roy'de-ah). Defective development or deficient activity of the thyroid gland.
- hypothyroidism** (hi-po-thi'royd-izm). The group of symptoms produced by the deficiency or absence of the internal secretion of the thyroid. Myxedema. [Gr., *ypo*, under, + *thyroid*.]
- hypotonia**, **hypotonus** (hi-po-to'ne-ah, hi-pot'on-us). Diminished tone.
- hypotonic** (hi-po-ton'ik). Marked by abnormally low tension. **h. solutions**. In physiology, solutions whose osmotic pressure is less than that of the blood and lymph.
- hypotoxicity** (hi''po-toks-is'it-e). A reduced toxic or poisonous quality. [Gr., *ypo*, under, + *toxikon*, poison.]
- hypotrichosis** (hi-po-trik-o'sis). Partial or complete lack of hair or baldness. [Gr., *ypo*, under, + *thrix*, hair.]
- hypovenosity** (hi''po-ve-nos'it-e). Of Gay, a condition in which there is a diminution in the size and number of the veins in a given area, and in which atrophy and fatty degeneration of the muscles are developed. [Gr., *ypo*, under, + Lat., *venosus*, venous.]
- hypoxanthin** (hi-po-zan'thin). Oxyypurin, C₈H₄N₄O. A basic substance present in muscle and other tissues, also in normal urine. [Gr., *ypo*, under, + *xanthos*, yellow.]
- hyrgolum** (hir'go-lum). A form of mercury, nearly black and highly fluorescent,

- It has been thought to be superior to ordinary mercurials as a remedy.
- Hyssopus** (his'o-pus). A genus of labiate plants. **H. officinalis**. Hyssop; a native of southern Europe and middle Asia, formerly official and still used domestically as a gentle aromatic stimulant, in elderly subjects, as an expectorant, sudorific, etc. [Gr., *yssopos*.]
- hysterectomy** (his-ter-ek'to-me). Removal of the uterus by a cutting operation. **abdominal h.** H. through the abdominal wall. **supravaginal h.** Amputation of the uterus at the cervix. **vaginal h.** H. through the vagina. [Gr., *ystera*, the womb, + *ek*, out, + *temnein*, to cut.]
- hysteria** (his-te're-ah). An affection of the nervous system long supposed to proceed from some disturbance of the uterus (hence the name). It is a psychoneurosis in which psychical symbols are converted into physical symptoms. **anxiety h.** A severe type of h. with marked anxiety often mistaken for melancholia. **epidemic h.** H. or hystericalike disturbances apparently acquired by association with hysterical patients. **epileptiform h.**, **epileptoid h.** Hystero-epilepsy. **h. major**. See *hystero-epilepsy*. [Gr., *ystera*, womb.]
- hysterical** (his-ter'ik-al). Pertaining to, affected with, of the nature of, or due to hysteria.
- hystero-, hyst-**. Combining form of the Gr., *ystera*, womb.
- hysterocele** (his'ter-o-sel). Syn.: *uterine hernia*. A hernia containing the uterus. [Gr., *ystera*, uterus, + *kele*, a hernia.]
- hysteroceclisis** (his'ter-o-kli'sis). Surgical closure of the os uteri. [Gr., *ystera*, uterus, + *kleisis*, a closure.]
- hystero-epilepsy** (his'ter-o-ep'il-ep-se). Major hysterical attacks with severe epileptiform convulsions apparently associated with loss of consciousness. [Gr., *ystera*, womb, + *epilepsy*.]
- hystero-genous** (his-ter-oj'en-us). Giving rise to hysterical symptoms. **h. zones**. Areas of the body which, when excited, for example, by pressure, call forth hysterical phenomena. [Gr., *ystera*, womb, + *gennan*, to beget.]
- hysterolith** (his'ter-o-lith). A womb stone. [Gr., *ystera*, the uterus, + *lithos*, a stone.]
- hystero-metry** (his-ter-om'et-re). Measurement of the uterus or its canal. [Gr., *ystera*, uterus, + *metron*, a measure.]
- hystero-myoma** (his'ter-o-mi-o-mah). A myoma of the womb. [Gr., *ystera*, uterus, + *mys*, a muscle, + *oma*, a tumor.]
- hystero-myomectomy** (his'ter-o-mi-omek'to-me). The removal of one or more fibroid tumors from the substance of the uterus without removing that organ. [Gr., *ystera*, uterus, + *mys*, a muscle, + *ektome*, a cutting out.]
- hystero-myotomy** (his'ter-o-mi-ot'o-me). Incision into the body of the womb for the removal of a tumor. [Gr., *ystera*, uterus, + *mys*, a muscle, + *tome*, a cutting.]
- hystero-neurosis** (his'ter-o-nu-ro'sis). A neurosis due to uterine disease. [Gr., *ystera*, uterus, + *neurosis*.]
- hystero-oophorectomy** (his'ter-o-o'of-orek'to-me). The operation of removing the uterus and ovaries. [Gr., *ystera*, uterus, + *oophoros*, egg-bearing, + *ektome*, a cutting out.]
- hystero-pathy** (his-ter-op'ath-e). Any disease of the womb. [Gr., *ystera*, uterus, + *pathos*, a disease.]
- hystero-pexy** (his'ter-o-pex-e). Fixation of the uterus by means of a surgical operation, either to the abdominal wall or to the vagina. **abdominal h.** Attachment of the uterus to the anterior abdominal wall. [Gr., *ystera*, uterus, + *pexis*, a fixing.]
- hystero-phore** (his'ter-o-för). An apparatus for sustaining the uterus in its normal position; used in uterine version and prolapse. A pessary. [Gr., *ystera*, uterus, + *phoros*, bearing.]
- hystero-rrhaphy** (his-ter-or'ra-fe). The operation of closing a uterine incision with sutures. [Gr., *ystera*, uterus, + *raphe*, a seam.]
- hystero-rrhexis** (his'ter-or-r'ex'is). Rupture of the uterus. [Gr., *ystera*, uterus, + *rexis*, a breaking.]
- hysteroscope** (his'ter-o-sköp). An instrument for inspecting the interior of the uterus. [Gr., *ystera*, uterus, + *skopos*, inspection.]
- hystero-tomy** (his-ter-ot'o-me). An incision into the uterus. [Gr., *ystera*, uterus, + *tome*, a cutting.]
- hystero-trachelorrhaphy** (his'ter-o-trakel-or'ra-fe). Syn.: *trachelorrhaphy*. Of P. F. Mundé, Emmet's operation for the repair of laceration of the cervix uteri. [Gr., *ystera*, uterus, + *trachelos*, the neck, + *raphe*, a seam.]
- hy'ther**. Combined effect of the humidity and temperature of the atmosphere upon the body. [Gr., *hydor*, water, + *therme*, heat.]

I

I. Chemical symbol for iodine.

i. Abbreviation for inactive.

-iasis. A suffix from the Greek having the same value as *-osis* and used to express a condition or state, as *psoriasis*, from *psoriaein*, to have the itch.

iatic (i-at'rik). Of or pertaining to medicine or medical men. [Gr., *iatros*, a physician.]

i'atrochem'ical school of medicine. The school of physiologists in the 17th century, who laid especial emphasis upon

- facts of chemistry as explaining physiological phenomena. *Sylvius* (1614-1672) may be considered the leader in this movement.
- iatrol** (i'at-rol). An antiseptic powder obtained by the action of iodine on an anilin derivative; intended as a substitute for iodoform.
- iatromathematics** (i'at-ro-math-em-at'-iks). The theory that physiology and medicine are based on mathematical principles. [Gr., *iatros*, a physician, + *mathematike*, mathematics.]
- iatromechanists** (i'at-ro-mek'an-ists). A school of physicians or physiologists of the 17th century which proposed to explain all phenomena by an application of the laws of physics and chemistry.
- iatrophysical** (i'at-ro-fiz'ik-al). An old name for the explanation of vital phenomena by the principles of physics.
- i'atrophysical school of medicine**. The school of physiologists in the 17th century who followed *Bovelli* (1608-1679) in attempting to explain physiological phenomena by the known facts of physics and mechanics.
- iatrophysics** (i'at-ro-fis'iks). Physics applied to medicine. [Gr., *iatros*, a physician, + *physike*, physics.]
- icaja** (i-ka'jah). An African ordeal poison resembling akazaga and containing icajin.
- icajin** (i-ka'jin). A toxic alkaloid obtained from icaja. It differs materially from strychnin, and more nearly resembles brucin.
- ice**. Frozen water. **i. bag**, **i. cap**, **i. compress**, **i. poultice**. A rubber bag partially filled with broken ice.
- Iceland moss**. A lichen of the genus *Cetraria*, abundant in polar regions.
- ichor** (i'kor). A thin, fetid, colorless discharge issuing from wounds. [Gr., *ichor*, the watery part of the animal juices.]
- ichorrhoea** (i-kor-re'ah). A copious discharge of ichorous fluids. [Gr., *ichor*, ichor, + *roia*, flow.]
- ichorrhemia** (i-kor-e'me-ah). Toxemia due to ichor in the blood. [Gr., *ichor*, ichor, + *aima*, blood.]
- ichthalbin** (ik-thal'bin). Ichthyl albuminate, a compound of ichthyolsulphonic acid and albumin, analogous to tannalbumin. Its actions and uses are the same as those of ichthyl.
- ichthargan** (ik-thar'gan). A compound said to contain 15 per cent. of ichthyl and 30 per cent. of silver; a substitute for mercury bichlorid.
- ichthermol** (ik-ther'mol). Mercury ichthyolate, a compound of ichthyosulphonic acid and mercury, containing 24 per cent. of mercury.
- ichthin**, **ichthidin**, **ichthulin** (ik'thin, ik'thid-in, ik'thu-lin). Names given to crystalline proteins isolated from eggs of various fishes.
- ichthiotoxin** (ik'the-o-toks'in). A ptomain produced in fish poisoning by the action of bacteria.
- ichthoform**, **ichthyoform** (ik'tho-form, ik'the-o-form). Ichthyl formaldehyd, an antiseptic compound of ichthyl and formaldehyd.
- ichthyanat** (ik-thi'an-at). A trade name for ammonium *ichthyolsulphonate* or *ichthylol*.
- ichthyo-**. Combining form of Gr., *ichthys*, fish.
- ichthyocolla** (ik'the-o-kol'lah). Syn.: *colla poscium*. Isinglass, fish glue, a gelatinous substance prepared from the swimming bladder of the sturgeon; used to clarify liquors, as a basis for jellies, and for court plaster. [Gr., *ichthys*, a fish, + *kolla*, glue.]
- ichthylol** (ik'the-ol). Syn.: *ammonium ichthyolsulphonate*. A transparent, yellow-brown oil, of sea-green fluorescence, prepared by distillation from a bituminous shale found in the Tyrol, containing semi-fossilized remains of fishes; introduced into dermatological practice by *Unna* in 1882. It penetrates the unbroken skin and has been used externally as well as internally in rheumatism. Various compounds of **i.** are used therapeutically. [Gr., *ichthys*, a fish, + Lat., *oleum*, oil.]
- ichthyophagy** (ik-the-of'aj-e). The habit of subsisting largely on fish. [Gr., *ichthys*, fish, + *phagein*, to eat.]
- ichthyosis** (ik-the-o'sis). Syn.: *fishskin disease*. A congenital defect of the skin characterized by increase of the horny layer and of deficiency of the secretions of the skin. Slight degrees are: **i. hystrix**, **i. hystrix linearis** or **linear i.**, in which the disease occurs in streaks and bands, which follow the course of the cutaneous nerves; **i. simplex**, the variety generally meant by the term **i.** In this form the entire integument is generally affected. It varies in intensity from a slight roughening to the presence of thick plates like those of the amphibians. It is most marked in those situations where the epidermis is normally roughest, i. e., on the extensor surfaces of the elbows and knees as well as the thighs and arms. The disease usually becomes manifest after the second or third year and persists all through life. **i. congenita**. Syn.: *harlequin fetus*. Congenital **i.**; a diffuse keratosis of the skin in newborn infants, due to malformation of the epidermis during intra-uterine life. [Gr., *ichthyosis*, from *ichthys*, a fish.]
- ichthyotoxicon** (ik'the-o-toks'ik-on). A general term for any poison present in certain fishes, as the hemolytic poison of eel serum. [Gr., *ichthys*, fish, + *toxikon*, poison.]
- ichthyotoxism**, **ichthyotoxismus** (ik'the-o-toks'ism, ik'the-o-toks'is-mus). The condition produced by fish poisoning. [Gr., *ichthys*, fish, + *toxikon*, poison.]
- icteric** (ik-ter'ik). Jaundiced.
- icteroid** (ik'ter-oid). Resembling icterus. [Gr., *ikteros*, jaundice, + *eidos*, resemblance.]
- icterus** (ik'ter-us). Syn.: *jaundice*. A yellow coloration of the skin, the mucous membranes, and the sclerotics due to the retention of bile pigment. **catarrhal i.** Jaundice due to catarrhal inflammation of

- the gall-bladder and gall-ducts. [Gr., *ikteros*.]
- ictus** (ik'tus). 1. A blow, a stroke. 2. A pulsation, especially the pulse beat. **i. arteriae**. An arterial pulsation. **i. cordis**. The cardiac impulse. [Lat., *icere*, to strike.]
- id.** One of the hereditary units in the idants of Weissmann.
- idant** (i'dant). According to Weissmann, a chromosome or nuclear rod considered as a factor in heredity.
- ide'a**. A reproduction with a more or less complete image of an object not actually present to the senses.
- ident'ical points of retina**. Those points in the two retinas which, when stimulated simultaneously by the same object, give single vision.
- ideo-**. A prefix to designate something related to mental images.
- ideography** (id-e-og'ra-fe). The direct representation of ideas by graphic signs as distinguished from phonetic symbols. [Gr., *idea*, idea, + *graphein*, to write.]
- ideomotor** (i'de-o-mo'tor). Of movements of the body, semi-automatic and resulting from concentration of the mind on one idea. [Gr., *idea*, an idea, + Lat., *movere*, to move.]
- id'io-**. Prefix used in compound words to signify individual, distinct. [Gr., *idios*, own, personal, peculiar.]
- idio-agglutinin** (id'e-o-ag-glu'tin-in). An agglutinin that originates in the blood without artificial or outside agencies. [Gr., *idios*, own, + *agglutinin*.]
- idiotcy** (id'e-o-se). Congenital weak-mindedness; a condition in which mental weakness exists from birth or the earliest years, the psychical development is arrested, and the intelligence is below the average commonly developed at a given age. [Gr., *idioteia*, uncouthness, from *idios*, one's own.]
- idio-electric** (id'e-o-el-ek'trik). Electric by virtue of its own peculiar properties (said especially of substances that acquire electricity by friction). [Gr., *idios*, one's own, + *elektron*, amber.]
- idio-iso-agglutinin** (id'e-o-i'so-ag-glu'tin-in). An iso-agglutinin normally present in the blood and not produced by artificial means.
- idioglossia** (id'e-o-glos'e-ah). Extreme cases of defective articulation in which the sounds made are unlike those of any known language, but the same sound is always used to express the same word. [Gr., *idios*, one's own, + *glossa*, tongue.]
- idiohetero-agglutinin** (id'e-o-het'er-o-ag-glu'tin-in). An agglutinin in normal blood which will agglutinate the foreign cells and blood corpuscles of other species. [Gr., *idios*, own, + *eteros*, other, + *agglutinin*.]
- idioheterolysin** (id'e-o-het-er-o'lis-in). A lysin in normal blood which will dissolve foreign cells and blood corpuscles of other species. [Gr., *idios*, own, + *eteros*, other, + *agglutinin*.]
- idio-isolysin** (id'e-o-i-sol'is-in). An idiolysin which destroys the cells of an animal of a similar species.
- idiolysin** (id-e-ol'is-in). A lysin normally present in the blood and not produced by artificial means. [Gr., *idios*, own, + *lysin*.]
- idiomuscular** (id'e-o-mus'ku-lar). Of Schiff, a local contraction, caused in a nearly exhausted muscle by a sharp blow. [Gr., *idios*, one's own, + Lat., *musculus*, a muscle.]
- idiopathic** (id-e-o-path'ik). Syn.: *auto-pathic*. Occurring independently; said of disease. [Gr., *idios*, one's own, + *pathos*, suffering.]
- idiopasmus** (id-e-o-spas'mus). A convulsion occurring in only one part of the body. [Gr., *idios*, one's own, + *spasmos*, spasm.]
- idiosthenia** (id'e-o-sthen'e-ah). A force having an innate existence, without regard to its origin, such as electricity, nerve force, etc. [Gr., *idios*, one's own, + *sthenos*, strength.]
- idiosthenic** (id'e-o-sthen'ik). Pertaining to or having the quality of idiosthenia.
- idiosyncrasy** (id'e-o-sin'kra-se). An individual peculiarity which renders one susceptible to certain effects not produced in others. [Gr., *idios*, one's own, + *syngkrisis*, a blending, temperament.]
- idiot** (id'e-ot). A person afflicted with idiocy. **cretinoid i.** A cretin. [Gr., *idiotes*, an ignorant person.]
- idrosis** (id-ro'sis). See *hidrosis*.
- igasurin** (ig-as-u'rin). An alkaloid, according to Desnoix, in nux vomica, but probably a mixture of strychnin and brucin. [Lat., *igasurina*.]
- ignatia** (ig-na'she-ah). Of the U. S. Ph., 1880, St. Ignatius bean, the dried ripe seed of *Strychnos Ignatii*. The constituents are very nearly the same as those of nux vomica. [Lat., *Ignatius*, the founder of the Society of Jesus.]
- ignipuncture** (ig'ne-punk-tur). A method of treatment that consists in making punctures with a hot needle. [Lat., *ignis*, fire, + *punctura*, a puncture.]
- ileac** (il'e-ak). Pertaining to the ileum.
- ileitis** (il-e-i'tis). Inflammation of the ileum.
- il'eo-**. A prefix used in compound words to signify pertaining to the ileum.
- ileocolitis** (il'e-o-ko-li'tis). Inflammation involving both the ileum and the colon.
- ileocolostomy** (il'e-o-col-os'to-me). The operation of making an artificial communication between the ileum and the colon. [Lat., *ileum*, + Gr., *kolon*, colon, + *stoma*, mouth.]
- ileostomy** (il-e-os'to-me). The operation of making a communication between the lumen of the small intestine and that of another hollow organ or the external surface. [Lat., *ileum* + Gr., *stoma*, an aperture.]
- ileotyphus** (il'e-o-ti'fus). Typhoid fever. [Lat., *ileum* + Gr., *typhos*, typhus.]
- il'ium**. The lower three-fifths of the small intestine, between the jejunum and the ileocecal valve. [Lat., *ileum*, from Gr., *eilein*, to twist.]
- il'eus**. The condition of severe colic, with

or without vomiting, incident to intestinal obstruction. [Lat., from Gr., *eileos*, colic, from *eilein*, to twist.]

I'lex. The holly. **I. aquifolia**, **I. aquifolium**. Common holly. The leaves contain illexanthin, and were formerly used as a diaphoretic. **I. cassena**, **I. cassine**. 1. Cassena tea, the *yaupon* of the American Indians; found along the Atlantic coast of the southern United States. The leaves contain a volatile oil and some caffeine. A decoction of them constituted the *black drink* of the American Indians, used as a medicine and as a drink of etiquette in their councils. 2. **I. dahoon**. **I. dahoon**. Dahoon holly, found in Virginia and Florida. The leaves are said to be used, together with those of *I. cassena*, by the Indians in making their *black drink*. **I. opaca**. The American holly, having properties like those of *I. aquifolium*. The leaves contain a glucosid not yet fully investigated. **I. paraguayensis**, **I. paraguayensis**. Paraguayan tea; a small plant cultivated for its leaves, which are used (entire or in powder) in infusion as tea. They contain a volatile oil, tannin, and caffeine. **I. verticillata**. Black alder; a North American species. Its bark, the *pinos* of the U. S. Ph. 1880, is tonic and astringent.

il'ia. [Pl. of *ilium*.] The two iliac bones.

il'iac. Pertaining to the ilium or to the surrounding region.

iliacus (il-i'a-kus). See *table of muscles*, under *muscle*.

ilicin (il'is-in). A principle obtained from holly leaves.

il'io-. A prefix used in compound words to signify, pertaining to the ilium.

iliocostalis (il-e-o-cos-ta'lis). See *table of muscles*, under *muscle*.

il'ium. Syn.: *os ilii*. Originally the flank or haunch; hence the haunch bone or superior expanded portion of the innominate bone. [Lat., *ilium*, flank.]

illaqueation (il'lak-we-a'shun). The cure of an ingrowing eyelash by drawing it out with a loop. [Lat., *illaqueare*, to insnare.]

Illicium (il-lis'se-um). Star anise; a genus of magnoliaceous plants. 2. Of the U. S. Ph., 1890, the fruit of *I. anisatum*. **I. anisatum**. 1. A yellow flowered aniseed tree, star anise, a highly aromatic species, indigenous to Cochinchina. **I. religiosum**. A species found in Japan, where it is called *shikimi* or *skinmi*. [Lat., *illicere*, to entice.]

illusion (il-lu'shun). The misapprehension or false interpretation of external objects which really exist.

im'age. An artificial imitation or representation of the external form of any object; an optical appearance or counterpart of an object. A collection of heat-rays concentrated on a particular point; a counterpart; a copy; a symbol; a mental picture. [Lat., *imago*, copy, likeness, picture.]

imago (im-a'go). The adult reproductive stage of an insect, as the imago of

the mosquito. Also used in psycho-analytic literature as representing an image in the unconscious, father imago, mother imago, etc. [Lat., *imago*, an image.]

imbecile (im'be-sil). Of feeble mind; having only rudimentary intelligence remaining; nearly idiotic; as a n., a person so affected (usually congenitally or as a result of age or cerebral or other disease). [Lat., *imbecillus*, weak, silly.]

imbecility (im-be-sil'ite). The state of being imbecile. [Lat., *imbecillitas*.]

imbed'. See *embed*.

imbibition (im-bib-ish'un). The absorption of liquids or gases by solid bodies. [Lat., *imbibere*, to drink.]

imbricated (im'brik-a-ted). Composed of parts overlapping like tiles. [Lat., *imbricare*, to cover with rain tiles.]

im'id. A compound which contains the NH. or imid group.

immanence (im'man-ens). The state of being inherent. According to the theory of i., the vital properties are inherent in organized matter, and the manner and intensity of their manifestations are correlative, but act independently of the intervention of extraneous forces. [Lat., *immanere*, to remain in.]

immersion (im-er'shun). 1. The act of immersing, or the state of being immersed. 2. In microscopy, the act of immersing the objective (then called an i. lens) in water, oil, etc., which prevents the total reflection of the rays falling obliquely upon the peripheral portions of the objective. **homogeneous i.** In microscopy, a system of i. in which the stratum of air between the objective and the cover glass is replaced by a medium which deflects as little as possible the rays of light passing through the cover glass.

oil i. lens. A special lens used with cedar oil and producing a high magnification, especially useful in studying bacteria. [Lat., *in*, into, + *mergere*, to sink.]

immobilization (im-mo-bil-i-za'shun). The action or process of making immovable, fixed, stable. [Lat., *immobilis*, immovable.]

immob'ilize. Incapable of being moved.

immune (im-mun'). Protected by natural forces, previous attacks of disease, or artificial injections of bacteria or other organisms or their products against infection. **i. body.** See *amboceptor*. **i. serum.** A serum containing any of the elements producing immunity, such as an antitoxin, an amboceptor, or an opsonin. [Lat., *immunis*, safe.]

immunity (im-mu'n'ite). The condition of being immune. **acquired i.** An i. obtained by injections of bacteria or their products or by a previous attack of a disease. **active i.** I. produced by bacteria or their products, producing a local and general reaction, but not becoming thoroughly established for about two weeks. **antitoxic i.** I. against toxins. **artificial i.** Immunity which is produced by human intervention. **local i.** A production of antibodies directly by cells with which the antigen comes into

contact in the most concentrated and direct manner. [Zenner.] **natural i.** The i. possessed as a natural function by the tissues of the body. **passive i.** 1. produced by the serum of immunized animals. **racial i.** The i. of a race towards a certain disease, as the relative i. towards yellow fever of the negro. **relative i.** 1. of a given animal to certain quantities of bacteria or toxins, which in larger doses will produce disease in the animal. [Lat., *immunitas*.]

immuniza'tion. The process of rendering a subject immune or of becoming immune. **active i.** 1. by means of previous attacks of disease or produced artificially by bacteria or their products. **passive i.** 1. by means of the serum of animals immunized by active i. **immunology** (im-nūn-ōl'ō-jē). The science of immunity.

impact'ed. Driven in and held tight. **impaction** (im-pak'shun). The state of being impacted or of containing impacted material. **fecal i.** An accumulation of feces in the bowels. [Lat., *impactio*.]

impalpable (im-pal'pa-bl). That which is very fine, or felt with difficulty.

impar (im'par). Not paired; azgyous.

Imperatoria (im-per-ah-to're-ah). A genus of umbelliferous plants. **I. ostruthium.** False pellitory of Spain. The root proper and the rhizome were once used in a great variety of diseases. The plant is rarely used in American medicine. [Lat., *imperare*, to command.]

imperato'rin. An alkaloid found in *Imperatoria ostruthium*.

imperforate (im-per'fo-rāt). Closed abnormally. [Lat., *imperforatus*, not open.]

impetiginous (im-pet-i-j'e-nus). Relating to or resembling impetigo. [Lat., *impetere*, to attack.]

impetigo (im-pet-i'go). The pustular and vesicular lesions produced in the skin by infection with the common pus organism. **bathhouse i.**, **football i.** The disease occurring in football-players or among the users of public bathhouses, from the use of infected towels. **Bockhart's i.** A variety of i. in which the lesions occur around hairs, producing primarily tense, globular, yellowish pustules, varying in size from minute pustules up to those as large as a pea. **i. bullosa.** A variety of i. in which the lesions consist mostly of bullae. Other varieties are: **i. circinata**, **i. contagiosa**, **i. figurata**, **i. simplex**, **i. staphylococcus**, **i. streptococcus**, **i. vulgaris**, **porrigo contagiosa**. [Lat., *impetere*, to attack.]

implantation (im-plan-ta'shun). 1. The insertion or engrafting of an organ, a muscle, a tendon, a nerve, or the skin. 2. The engrafting of a malignant growth. 3. A form of double monstrosity in which one of the individuals is parasitic. 4. In dentistry, the formation of an artificial alveolus and the insertion in it of a natural tooth. **hypodermic i.** The introduction of solid medicinal substances into the subcutaneous connective tissue through an incision in the skin. **in-**

ternal i. The form of i. (3rd def.) in which one individual is wholly included within the other. **unequal external i.** A form of i. (3rd def.) in which two persons are united at dissimilar points. [Fr., *implanter*, to engraft.]

imponderability (im-pon-der-ab-il'i'te-e). The quality of being imponderable. [Lat., *in*, neg., + *pondus*, a weight.]

imponderable (im-pon'der-ab-l). Incapable of being weighed; without weight. The i's (Lat., *imponderabilia*) of the old authors included heat, light, electricity, magnetism, etc. [Lat., *in*, neg., + *pondus*, a weight.]

impotence, impotency (im'po-tens, im'po-ten-se). Want of strength or power to perform anything; helplessness. Complete absence of sexual power; inability to copulate; generally applied to the male. [Lat., *impotentia*, want of power, want of self-restraint.]

impregnated (im-preg'na-ted). 1. Having been treated with some chemical substance to make more stable toward the action of bacteria or fire. 2. Rendered fertile.

impregnation (im-preg-na'shun). The process by which the female is made to conceive. **artificial i.** See *artificial fecundation*, under *fecundation*. **ovarian i.** See *indirect atavism*, under *atavism*. [Lat., *impregnare*, to impregnate.]

impresso (im-pres'se-o). See *impression*. **i. coli**, **i. colica**. A depression in the lower surface of the right lobe of the liver, receiving the hepatic flexure of the colon. **i. duodenalis**. A slight depression in the lower surface of the right lobe of the liver, in relation below with the descending portion of the duodenum. **i. gastrica**. 1. The concavity in the lower surface of the left lobe of the liver which receives the stomach. 2. The depression the anterior surface of the right kidney corresponding to the fundus of the stomach. **i. hepatica**. The depression in the anterior surface of the right kidney where it is in relation with the right lobe of the liver. **i. renalis**. A depression in the lower surface of the right lobe of the liver in relation with the right kidney. **i. suprarenalis**. Depression in posterior border of right lobe of liver, which receives the suprarenal capsule.

impression (im-pres'shun). 1. A slight depression or hollow in a surface, such as might result from the impact of a finger upon a soft body. 2. The effect produced by external force or influences upon the senses or the mind. 3. In dentistry, an imprint of the jaw and teeth in a plastic substance, such as wax or plaster, from which a model is to be made by filling in with mixed plaster of Paris. **deltoid i. of the humerus**. A large, triangular, uneven i. on the external surface of the shaft of the humerus, near its middle, receiving the insertion of the deltoid muscle. [Lat., *impressio*, from *in*, into, + *primere*, to press.]

impress'ion tray. In dentistry, a suitably shaped piece of metal designed to

contain the plastic material while an impression is being taken. Preferable to the term *impression cup*.

impulse (im'puls). Lit., a being driven in a particular direction. 1. Momentum or force, especially suddenly accelerated; a quick thrust. 2. A sudden access of volition. **cardiac i.** See *apex beat*, under *beat*. **homicidal i.** An insane i. to kill a fellow being. **morbid i.** A form of i. in which the patient is moved to commit acts from which he would shrink if normal. **nerve i.** The excitation transmitted along a nerve when stimulated; the nerve principle or force. **suicidal i.** An insane i. to take one's own life. [Lat., *impulsus*, from *impellere*, to push.]

imputability (im-pū-ta-bil'it-e). The soundness of mind which renders a person legally chargeable with crime. [Lat., *imputare*, to charge against.]

in-. 1. Prefix taken from the Lat. preposition *in*, into, and used, chiefly with verbs and their derivatives, to signify *into*, *in*, *within*, *on*, *upon*, *toward*, *against*. 2. Prefix taken from the Lat., *in*, not, and used in a negative or privative sense.

inactivation (in-ac-tiv-a'shun). The act of rendering a serum inactive by heating it at 56° C. for 30 minutes and destroying its complement.

inactive (in-ak'tiv). In a passive state. **optically i.** In chemistry, having no action on polarized light. [Lat., *inactivus*.]

inadequacy (in-ad'ek-was-e). Insufficiency. **renal i.** A condition of the kidney in which it is unable to produce the normal amount of urine containing the proper proportion of solids and of a specific gravity greater than 1.014. [Lat., *in*, neg., + *adaequare*, to make equal to.]

inanimation (in-an-ish'un). The condition of being inane; emptiness; starvation. [Lat., *inanis*, empty.]

inarticulate (in-ar-tik'u-lât). 1. Not jointed to another part or organ; without articulations in the bodily structure. 2. Of vocal sounds, or of speech, not formed into distinct syllables, confused, unintelligible. [Lat., *in*, neg., + *articulatus*, joined.]

inassimilable (in-as-sim'il-ah-bl). Insusceptible of assimilation. [Lat., *in*, neg., + *assimilis*, similar.]

inbreeding (in'breed-ing). Breeding from animals of the same parentage or closely related.

incarcerated (in-kar-ser-a-ted). Confined, imprisoned, or of an organ, abnormally inclosed or shut off from return to its normal position in the body, or from escape through a passage which should be open. [Lat., *incarceratus*, from *incarcerare*, to imprison.]

incarceration (in'kar-ser-a'shun). The act of incarcerating; the state or process of being incarcerated. [Lat., *incarceratio*, from *in*, into, + *carcer*, a prison.]

incarnant (in-kar'nant). Forming or pro-

ducing flesh; promoting granulation. [Lat., *incarnare*, to make flesh.]

incarnation (in-kar-na'shun). 1. A formation of, or (more properly) a conversion into, flesh. 2. The production of the germ or embryo within the ovum. [Lat., *incarnare*, to make flesh.]

inception (in-sep'shun). 1. The beginning of anything. 2. Ingestion. 3. Intussusception. [Lat., *inceptio*.]

inch. See *table of weights and measures*, in *appendix*.

incidentia (in-sid-en'te-ah). Medicines formerly supposed to consist of sharp particles. [Lat., *incidere*, to cut into.]

incineration (in-sin-er-a'shun). 1. A process employed in analysis to obtain the organic constituents of organic matters by heating in red-hot vessels open to the air, so as to burn off all the organic particles. 2. Cremation. [Lat., *in*, into, + *cinis*, *cineris*, ash.]

incinerator (in-sin'er-a-tor). An apparatus for effecting incineration.

incisal (in-si'sal). A term used in dentistry to signify the cutting edge of the incisor and bicuspid teeth. **i. angle**. In dentistry, the angles of the various lateral surfaces of the tooth crowns, where they join the cutting edge.

incision (in-sis'yun). A division of parts with a cutting instrument. **crucial i.** An i. consisting of two simple i.'s crossing each other at right angles. **explorative i.**, **exploratory i.** An i. into a cavity for the purpose of examining the contents of the cavity. [Lat., *incisio*, from *in*, into, + *caedere*, to cut.]

incisive (in-si'siv). Having the power or quality of cutting. Pertaining to the incisor teeth. [Lat., *incisivus*, cutting into.]

incisor (in-siz'or). 1. A tooth adapted to cutting; the front teeth in either jaw, having a sharp edge and one fang, and situated between the canine teeth in man. 2. A cutting instrument or organ. 3. Serving to incise; pertaining to, or in relation to the i. teeth. [Lat., *incisor*, cutter, from *incidere*, to cut into.]

incisura (in-si-su'rah). An incisure, a notch, a depression, or fissure. **i. cerebelli anterior**. A notch which separates the hemispheres of the cerebellum anteriorly. **i. cerebelli marsupialis** (seu **marsupiiiformis**, seu **posterior**). A cleft which intervenes between the two hemispheres of the cerebellum posteriorly. **i. intertragica**. A notch in the cartilage of the auricle which separates the tragus from the antitragus. **i. obturatoria**. A notch in the upper lateral edge of the obturator foramen. **i. sacro-ischiadica**. The space between the margins of the ilium and sacrum which is crossed by the great sacrosclatic foramen. **i. santoriniana major**. The larger of the two fissures in the cartilaginous portion of the external auditory meatus. **i. santoriniana minor**. The smaller of the two fissures in the cartilaginous portion of the external auditory meatus. **i. tentorii cerebelli**. The oval opening in the tentorium,

in which the pons and lower portions of the corpora quadrigemina lie. [Lat., *in*, into, + *caedere*, to cut.]

inclination (in-kli-na'shun). A leaning or inclining; a propensity. In dentistry, the deviation of the long axis of a tooth from the vertical. **backward i. of the pelvis**. A pathological diminution of the normal forward i. of the pelvis. **forward i. of the pelvis**. A pathological exaggeration of the normal forward i. of the pelvis. **i. of the brim of the pelvis**. The angle formed by the highest anteroposterior diameter of the pelvis with the horizon, the subject standing. **i. of the outlet of the pelvis**. The angle formed by the lowest anteroposterior diameter of the pelvis with the horizon, the subject standing. **i. of the pelvis**. The deviation of any particular plane of the pelvis (generally the plane of the outlet) from the horizon. **i. of the uterus**. **lateral i. of the pelvis**. A lateral obliquity of the pelvis. **lateral i. of the uterus**. Lateral obliquity of the uterus. [Lat., *inclinatio*.]

inclusio (in-kl'u'se-o). See *inclusion*. **i. abdominalis**. A teratoma of the abdomen, the sac of which may or may not be intimately connected with the tissues of the abdominal organs. **i. cerebrialis**. A monstrosity of the brain by inclusion. **i. fetalis**. See *fetal inclusion*. **i. mediastinalis**. A teratoma of the mediastinum. **i. ovarii**. A teratoma of the ovary prior to the age of conception. **i. subcutanea**. A teratoma situated just beneath the skin. **i. testiculi**. A teratoma encysted in the parenchyma of the testicle or between it and the tunica vaginalis propria.

inclusion (in-klu'shun). A shutting of one thing within another, also the state of being so shut in. **fetal i.** The i. of a more or less rudimentary fetus within another fetus (*fetus in fetu*) or within a more developed individual. [Lat., *includere*, to shut up.]

incompatibility (in''kom-pat-ib-il'it-e). In prescriptions incompatibilities are of three kinds: chemical, whereby a new compound is formed; pharmaceutical, whereby an unsightly mixture results; and therapeutic, in which opposing actions are exerted. [Lat., *in*, neg., + *compati*, to suffer in company with.]

incompatible (in-kom-pat'i-bl). Of drugs, having qualities which do not admit of mixture with certain other drugs without rendering the compound inert, injurious, or otherwise objectionable.

incompetence, incompetency (in-kom'pet-ens, in-kom'pet-en-se). Structural or functional inadequacy. **aortic i.** Regurgitation of blood through the aortic valves. **mental i.** In law, such mental unsoundness as would disqualify a man for making a testament or managing affairs. **mitral i.** See *nitral insufficiency*, under *insufficiency*. [Lat., *incompetentia*.]

incontinence (in-kon'tin-ens). 1. Inability to control a natural discharge. 2. Lack of self-control, especially with regard to

sexual indulgence. [Lat., *incontinentia*, from *in*, neg., + *continere*, to hold together.]

incoördinate (in-ko-or'din-ät). Not coördinate; wanting in the power of coördination. [Lat., *in*, neg., + *cum*, with, + *ordinare*, to arrange.]

incoördination (in-ko-or-di-na'shun). Want of harmony between the action of the mind and will on the one hand, and that of the muscular system on the other; irregularity of muscular action, so that movements designated by the will are made awkwardly and without precision. **locomotor i.** 1. manifested in the muscles of locomotion, as in drunkenness or locomotor ataxia. [Lat., *in*, neg., + *cum*, with, + *ordinare*, to arrange.]

incorporation (in-kor-por-a'shun). In pharmacy, the process of blending different ingredients into a uniform mass. [Lat., *in*, into, + *corpus*, body.]

incrustation (in-krus-ta'shun). 1. The act of incrusting; also the state of being incrustated. 2. The material forming a crust. [Lat., *incrustatio*, from *in*, on, + *crusta*, crust.]

incubation (in-ku-ba'shun). 1. The process of development of a fecundated ovum; usually the process by which birds hatch their eggs by applying to them the heat of their own body. 2. The time from the moment of infection to the outbreak of the first symptoms of an infectious disease. 3. The period of growth of bacteria under artificial cultivation. [Lat., *in*, on, + *cubare*, to lie.]

incubator (in'ku-ba-tor). An apparatus for maintaining objects at a uniform temperature, as in the artificial hatching of eggs. **i. for bacteria**. An i. for bacterial culture. [Lat., *incubare*, to hatch.]

incubus (in'ku-bus). 1. A thing that weighs upon one. 2. A nightmare. [Lat., *incubare*, to lie upon.]

incus (in'kus). Lit., an anvil. The second bone in the chain of ossicles of the middle ear. [Lat., from *incudere*, to forge, from *in*, on, + *cadere*, to strike.]

indagation (in-dag-a'shun). An investigation; the act of searching out. [Lat., *indagatio*, from *indagare*, to trace out.]

index. That which points out or indicates.

alveolar i. See *gnathic i.* **breadth-breadth i.** The ratio between the greatest breadth of the skull and the least distance between two corresponding points in the temporal fossae measured with calipers. **breadth-height i.** The ratio between the maximum breadth and the maximum height of a skull determined by the formula $\frac{100 \times \text{height}}{\text{breadth}}$. **cephalic i.** An i.

of the cranium, especially the length-breadth i. **cerebral i.** The ratio between the greatest transverse and anteroposterior diameters of the brain. **facial i.** The ratio between the greatest breadth and the greatest length of the face. **gnathic i.** The ratio between the basi-alveolar length and the basinasal length (= 100) of a skull. **i. of opsonic extinction**. The highest dilution of

the blood serum at which the opsonin is demonstrable. **length-breadth i.** The ratio between the maximum length and the maximum breadth of a skull determined by the formula $\frac{\text{length}}{100 \times \text{breadth}}$.

length-height i. The ratio between the maximum length and the maximum height of a skull determined by the formula $\frac{\text{length}}{100 \times \text{height}}$.

opsonic i. The power of leukocytes, under various conditions, to incorporate bacteria by phagocytosis as compared to the normal. **pelvic i.** The ratio between the anteroposterior and the transverse diameter of the pelvis. **refractive i.** The ratio (constant for the same two media) between the sines of the angle of incidence and of the angle of refraction, when a ray of light passing from one medium to another undergoes deviation. **thoracic i.** The ratio between the anteroposterior diameter of the thorax measured at the level of the lower extremity of the sternum and the greatest transverse diameter at the same level. [Lat., *indicare*, to show.]

Indian hemp. See *Cannabis indica*, also *hemp*.

indican (in'di-kan). Indoxylsulphuric acid, $C_8H_6N_2O_5SO_3H$. Its alkali salt is present in urine. Its source is the indol produced in the intestine during putrefaction, especially in intestinal obstruction. Horse urine contains about seventy-five times as much i. as human urine. It is present in the urine in excess when there is putrefaction of proteins in other organs. See *Jaffé* and *Obermayer's indican test*. **indican in urine, test for;** see in *appendix*, pages 894, 895.

indicanuria (in'dik-an-u're-ah). An excess of indican in the urine.

indicated (in'dik-a-ted). Shown by the signs and symptoms to be proper or necessary to employ (said of therapeutical measures). [Lat., *indicatus*, from *indicare*, to point out.]

indication (in-dik-a'shun). 1. A sign or symptom. 2. An inference from a patient's condition, or the grounds for such an inference, as to what is to be done to prevent, cure, or mitigate the disease. [Lat., *indicare*, to point out.]

indicator (in'di-ka-tor). 1. That which points out. 2. In chemistry, a substance, like litmus, which shows when a chemical change or reaction has been effected. [Lat., *indicare*, to point out.]

indifferent (in-dif'er-ent). 1. Neutral; having no definite tendencies towards one side or the other. 2. In chemistry, little or not at all affected by reagents; also reacting equally and in a similar manner to reagents of opposite character. [Lat., *indiferens*, in which there is no difference.]

indigenous (in-dij'en-us). Native, natural to the country where found; not foreign. [Lat., *indigenus*, from *indu*, in, + *gignere*, to beget.]

indigestion (in-dij-est'shun). Difficulty in

the process of digestion; dyspepsia. [Lat., *in*, neg., + *digerere*, to separate.]

indigitation (in-dij-it-a'shun). Intussusception; so called from the resemblance to intussusception of the finger of a glove. [Lat., *in*, into, + *digitus*, finger.]

indiglucin (in-di-glu'sin). A decomposition product, $C_6H_{10}O_6$, of indican.

indigo (in'dig-o). 1. A blue dyestuff obtained from the leaves or green stalks of plants of several genera, including *Indigofera*; also prepared artificially. Internally, it is nauseant and cathartic. It has been used, to some extent, in medicine. 2. *Indigofera tinctoria* and other indigo-bearing plants. **Bengal i.** A commercial name for i. from Bengal, where the most highly esteemed kinds are prepared. **false i.** The genera *Amorpha* and *Baptisia*, also *Galega officinalis*. **i. carmin.** Potassium sulphur digotate. **wild i.** *Baptisia tinctoria*, an herbaceous plant widely distributed in the United States. [Sp., *indico*, from Lat., *indicum*, Indian.]

indigo blue. Same as *indigo*.

Indigofera (in-dig-of'er-ah). The indigo plant. [*Indigo* + Lat., *ferre*, to bear.]

indigogen (in'dig-o-jen). Reduced or white indigo, C_8H_6NO . See *indoxyl*.

indigopurpurin (in'dig-o-pur'pu-rin). A dyestuff from the *Indigofera*, isomeric with indigo.

indigotic (in-dig-of'ik). 1. Pertaining to or derived from indigo. 2. Of the deepest blue.

indigo white. The reduction product of indigo, $C_{16}H_{14}N_2O_2$, a white crystalline substance.

indirect (in-dir-ekt'). 1. Not straight. 2. Acting through another person. **i. calorimetry.** See *calorimetry*. **i. field of vision.** See *peripheral line of vision*, under *vision*. **i. vision.** That performed by the retina outside the macula lutea.

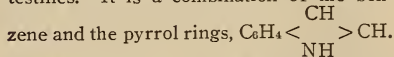
indirubin (in-di-ru'bin). A red pigment sometimes found in the urine.

indisin (in'di-sin). See *fuchsin*.

indium (in'de-um). A rare metallic element, discovered through its spectrum; a blue line. Atomic weight, 115. Symbol, In. [Gr., *indikon*, indigo.]

individual chemistry. Chemistry as applied to the practical preparation of substances for industrial purposes, such as the preparation of iron, steel, cement, pharmaceutical preparations, etc.

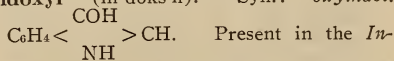
indol. A heterocyclic compound derived from tryptophane by putrefaction in the intestines. It is a combination of the benzene and the pyrrol rings, C_8H_7



It is excreted partly in the feces to which it gives odor and, after absorption, partly in the urine as indican.

indolent (in'do-lent). 1. Sluggish. 2. Painless. 3. Lazy. [Lat., *indolens*, from *in*, neg., + *dolere*, to feel pain.]

indoxyl (in-doks'il). Syn.: *oxyindol*.



Present in the *Indigofera* as a glucosid from which the

natural indigo is prepared. Sometimes present in the urine, its source being indican.

indoxylsulphates (in-doks'il-sul'fâts). Compounds found in the urine during increased intestinal putrefaction.

induction (in-duk'shun). The act or process of inducing, of causing to occur (as of abortion or premature labor). [Lat., *inductio*, from *inducere*, to lead into.]

inductorium (in-duk-to're-um). 1. A covering. 2. An apparatus for producing induced currents for purposes of stimulation. [Lat., *inducere*, to spread over.]

indurated (in'du-ra-ted). Hardened; of a lesion, accompanied with induration. [Lat., *indurare*, to make hard.]

induration (in-du-ra'shun). 1. The state of being, or the process of becoming, hardened. 2. An abnormally hard spot or place. **brown i. of the lungs.** See *pigment i. of the lung*. **cyanotic i.** An i. resulting from long continued venous hyperemia, the pressure on the vessels causing transudation of blood and serum and the formation of a dark, hard mass. In the liver, spleen, etc., it leads to the absorption of more or less of the parenchyma and to the formation of new connective tissue. **fibrous i. of the lung.** See *interstitial pneumonia*. **i. of chancre.** See *hunterian chancre*, under *chancre*. **i. of the lung.** See *interstitial pneumonia*. **pigment i. of the lung.** A form of interstitial pneumonia in which, after long continued passive congestion, associated with obstruction at the mitral orifice, pigment from the blood is lodged in the lung tissue, forming red points that can be seen on section of the lung. **specific i.** The i. of the initial lesion of syphilis. See *syphilitic chancre*, under *chancre*. [Lat., *induratio*.]

inebriant (in-e'bre-ant). Causing drunkenness; as a n., an agent having that property. [Lat., *inebriare*, to inebriate.]

inebriation (in-e-bri-a'shun). Drunkenness, [Lat., *inebriare*, to inebriate.]

inebriety (in-e-bri'et-e). 1. The state of being drunk. 2. Habitual drunkenness. [Lat., *inebriare*, to make drunk.]

ine'in. A crystalline alkaloid obtained by Hardy and Gallois from the tufts of hairs removed from the seeds of *Strophanthus hispidus*. Its existence has been denied by later investigators.

inertia (in-er'she-ah). 1. The tendency of a body to maintain its condition of repose unless acted upon by disturbing forces. 2. Sluggishness, lack of activity. [Lat., *inertia*, want of skill, idleness, inactivity.]

infancy (in'fan-se). 1. Early childhood, before the child can talk and walk. 2. In English law, the age of one's minority. [Lat., *infantia*, from *infans*, speechless.]

in'fant. 1. A child not yet old enough to talk and walk. 2. In English law, a person under twenty-one years of age. **infant, care of; feeding; weight of normal, etc.,** see in *appendix*, pages 917, 918, 919. [Lat., *infans*, from *in*, neg., + *fant-*, ppr. stem of *fari*, to speak.]

infanticide (in-fan'tis-id). 1. Child murderer. 2. One who kills an infant. [Lat., *infans*, an infant, + *caedere*, to kill.]

in'fantile. Pertaining to an infant or infancy. [Lat., *infantilis*.]

infantilism (in-fan'til-izm). The persistence of infantile characteristics, physical or mental, in youth or adult age.

infarct (in'farkt). 1. The lesion infarction, consisting of a wedge-shaped area of anemic necrosis produced by the occlusion of a terminal artery by an embolus or a thrombus. 2. An infiltration with solid foreign particles, such as crystals or pigment granules. **anemic i.** An i. consisting of a mass of coagulative necrosis without hemorrhagic infiltration.

bilirubin i. The deposit of rhombic bilirubin in the kidney in icterus neonatorum or jaundice of the new-born. **calcareous i.** An i. in which the plug consists of calcareous matter. **fibrous i.** A form of i. in which fibrous organization has followed the necrotic process.

hemoglobin i. The infiltration of the kidney with hemosiderin or hematoidin following hemoglobinemia and hemoglobinuria from various chemical poisons or the infectious diseases. **hemorrhagic i.** The infiltration of an anemic infarction with red blood corpuscles imparting a red color to the lesion. **mixed i.** An i. partly organic and pale, partly hemorrhagic and red. **pyemic i.** An i. due to obstruction of the blood vessels supplying an area by a pyemic embolus. **red i.** See *hemorrhagic i.* **renal i.** See *uric acid i.* **uric acid i.** The infiltration of the kidney of the new-born. [Lat., *infarcire*, to stuff into.]

infarction (in-fark'shun). 1. The formation of an infarct. 2. The state of being affected with infarcts. 3. An infarct. **hemorrhagic i.** A large effusion of blood connected with great separation of the tissues and with little destruction of them. [Lat., *infarcire*, to stuff in.]

infect'ing. Causing infection.

infection (in-fek'shun). 1. The act or process by which disease is set up in a vegetable, animal, or human organism by the implantation of animal or vegetable parasites. The successful invasion and growth of microorganisms in the tissues of the body (Kolmer). 2. The material by which communicable diseases are propagated. **aërial i.** Infection through the air by means of dust particles or other infected minute substances. **atrium of i.** The point of entrance of an infection. **auto-i.** See *self-i.* **cryptogenetic i.** Bacterial infection without a discoverable wound for the entrance of the infectious agent. **cryptogenic i.** Isolated focal infection, formerly thought of as idiopathic, as in tuberculous, cervical adenitis. **droplet i.** I. by means of small droplets of sputum. **intra-uterine i.** I. of the child in *utero*. **mixed i.** I. with two or more bacteria. **purulent i.** See *pyemia*. **secondary i.** I. by a bacterium, following a primary i. by another organism. **self-i.** I. of the

- organism at large or of a fresh portion of it from a preëxisting source within itself. **septic i.** The invasion of a wound by septic germs such as interfere with the normal progress of healing, or induce suppuration. It may or may not be followed by septicemia. **septic i. of the blood.** See *septicemia*. **spermatic i.** The supposed infection of the child with syphilis through the semen of the father. **systemic i.** I. of the organism at large with a disease previously only local. **terminal i.** An acute infection producing death, in the course of a chronic disease. **water-borne i.** I. transmitted by means of drinking water. [Lat., *infectio*, from *ficere*, to dye.]
- infectiosity** (in-fek-she-os'it-e). The degree of infectiousness of an organism or microbe.
- infectious.** 1. Pertaining to or of the nature of infection. Capable of transmitting disease or disease-producing germs. **i. disease.** A d. set up in the organism by the implantation of morbid germs from without.
- infectivity** (in-fek-tiv'it-e). The power of a microorganism to live and multiply in a living host.
- infectivity** (in-fe-kun'dit-e). See *sterility*. [Lat., *infectunditas*.]
- inferior.** Situated below. [Lat., *inferus*, below.]
- infero-**. Combining form of the Lat., *inferus*, low.
- infection, infest'ment.** The presence of comparatively large organisms or macroparasites on the surface of the skin or the intestinal tract, as i. with pediculi or intestinal worms.
- infiltrate** (in-fil'trät). Material diffused by infiltration.
- infiltrated.** 1. Diffused by infiltration. 2. Affected with infiltration.
- infiltration** (in-fil-tra'shun). 1. A process or condition by virtue of which fluid or solid foreign substances are deposited in and diffused through a tissue, organ, or cell, as the i. of a tissue or organ with red or white blood corpuscles or of a cell by fatty particles. Strictly speaking, i. should be clearly separated from degeneration, as in the latter condition the foreign substances are from changes within the cell, but practical usage often makes the terms synonymous. 2. See *infiltrate*. **albuminous i.** See *albuminous degeneration*. **amyloid i.** An i. of the tissues or viscera, with a glycoprotein containing chondroitin-sulphuric acid. **black i. of the lungs.** See *anthracosis*. **calcareous i.** See *calcareous degeneration*, under *degeneration*. **cellular i.** The effusion of white blood cells into the parenchyma of a tissue about to inflame. **cholesterin i.** See *cholesterin degeneration*, under *degeneration*. **chondroid i.** See *amyloid i.* **colloid i.** See *colloid degeneration*, under *degeneration*. **dropsical i.** See *edema*. **edematous i.** See *edema*. **fatty i.** The i. of tissue cells with fatty matter brought to them in the blood. **fatty i. of the heart.** Excessive development of the subpericardial fat with which may be associated fatty degeneration of the heart. **fibrinous i.** The effusion of the fibrinous elements of the blood into the parenchyma of an inflaming tissue. **fibroid i.** I. of an infarct with fibroid tissue. **glycogenous i.** I. of the tissues or viscera with glycogen. **hemorrhagic i.** I. with blood. **inflammatory i.** The i. of a part with inflammatory products. **mucous i.** Mucoid softening. **myeloid i.** The i. of bone by the peculiar nucleated cells which go to make up medullary tumors. It is generally but not always benign. **pigmentary i.** See *pigmentary degeneration*, under *degeneration*. **purulent i.** I. with pus; diffuse suppuration. **saline i.** See *calcareous degeneration*, under *degeneration*. **sanguineous i.** I. with blood. **serous i.** See *edema*. **tuberculous i.** I. with tubercle. **uratic i.** See *uratic degeneration*, under *degeneration*. **urinary i.** I. with extravasated urine. **waxy i.** See *amyloid degeneration*, under *degeneration*. [Lat., *infiltratio*.]
- infinitivist** (in-fin-it'ov-ist). The follower of a doctrine according to which generation is caused by the evolution of germs contained infinitely one within another.
- infirmary** (in-fir'ma-re). A hospital or dispensary. [Lat., *infirmarium*.]
- infirmitly** (in-fir'mit-e). A general weakness or disease, especially if it produces disability. [Lat., *infirmitas*.]
- inflammable** (in-flam'ma-ble). Capable of being easily ignited.
- inflammation** (in-flam-a'shun). "The local adaptive changes in tissues resulting from actual or referred injury" (Adami). The injury may be bacterial, chemical, thermal, actinic, electric, mechanical, or suggested, and the irritated and damaged tissues still retain their vitality. **acute i.** The changes which begin by a temporary contraction and later a permanent dilatation of the arterioles, accompanied by an emigration of the neutrophilic leukocytes, and occasionally of the eosinophilic leukocytes and the lymphocytes, from the capillaries and small veins into the tissues. The plasma and red blood corpuscles may also infiltrate the tissues by diapedesis. These changes are accompanied by heat, redness, swelling, pain, and impaired function of the inflamed area. **adhesive i.** A form of i. accompanied by plastic exudation and tending to cause adhesion of adjacent surfaces. **articular i.** See *arthritis*. **asthenic i.** An i. which affects parts that are poorly nourished and disposed to degenerations. The asthenic i's arise from slight irritations, and include most forms of chronic i. **capsular i.** The formation of a capsule of connective tissue around an inert foreign body. **catarrhal i.** An inflammation of a mucous membrane accompanied with increased secretion by mucous cells and a proliferation of epithelial cells as well

as exudation of a few pus cells. **cellulocutaneous i.** Syn.: *phlegmonous i.*, *cellulitis*. A spreading, suppurating i. of the subcutaneous tissues, most frequently caused by the *Streptococcus pyogenes*. **chronic diffuse i.** Protracted i. throughout the tissues of a part. **chronic i.** "A long continued process without the cardinal symptoms, in which the proliferative changes and formation of cicatricial fibrous tissue are more prominent than the vascular disturbances" [Adami]. **chronic interstitial i.** See *chronic diffuse i.* **congestive i.** An i. chiefly due to congestive hyperemia, characterized by redness and swelling, the latter being increased by the accompanying serous, mucous, or seropurulent exudation. **croupous i.** I. of a mucous membrane accompanied by the formation of a fibrinous exudate. **desquamative i.** An i. of the skin, and sometimes of the mucous membrane, characterized by excessive desquamation of the epithelial cells. **diffused i.** An i. in which the inflammatory process and exudations are more or less diffused throughout the tissues of a part. **diphtheritic i.** I. due to the diphtheria bacillus. **edematous i.** I. in which there is such an amount of serum exuded into the tissue that it pits upon pressure. **embolic i.** 1. An i. due to the presence of a septic embolus. 2. An i. produced by the presence of an embolus in the artery supplying an area. **erysipelatosus i.** See *erysipelas*. **exudative i.** An i. characterized by an exudation of serous, mucous, fibrinous, or purulent material. **fibrinous i.** I. of epithelial or serous surfaces characterized by a large proportion of fibrin in the exudation. **follicular i.** A catarrhal or exudative inflammation, involving the follicles. **gangrenous i.** I. accompanied by gangrenous changes. **gonorrhoeal i.** See *gonorrhoea*. **hemorrhagic i.** An i. in which the exudation is infiltrated with blood, as in the malignant pustule of anthrax infection. **herpetic i.** See *vesicular i.* **hyperplastic i.** An i. chiefly characterized by the formation of new connective tissue. **interstitial i.** I. of the connective tissue of an organ. **membranous i.** See *croupous i.* **metastatic i.** An i. transferred from an inflamed part to a part more or less distant through the agency of emboli and collateral hyperemia at the obstructed part, or of an irritant in the blood. **mucous i.** A catarrh accompanied by a copious production of mucus. **necrotic i.** I. accompanied by necrotic changes. **obliterative i.** I. causing the obliteration of a canal or cavity, as *obliterative appendicitis*. **old i.** The fibrous scars or adhesions in serous cavities resulting from former acute i. This variety of i. must be distinguished from chronic i. in which the irritation is still present. **parenchymatous i.** I. of the parenchyma of a viscus. **pellicular intestinal i.** See *membranous enteritis*, under *enteritis*. **phagedenic i.** See *phagedena*. **phlegmonous i.** Cel-

lulitis. See *cellulocutaneous i.* **plastic i.** A form of i. in which the material produced tends to solidify as fibrin. **productive i.** I. in which new cells or tissue are formed. See *exudative i.* **proliferous i.** See *hyperplastic i.* **pseudomembranous i.** An i. attended by new formation of a false membrane, as in diphtheria. **purulent i.** See *suppurative i.* **putrid i.** A septic i. in which the exudation is foul, putrid, or sanious. **resolving i.** I. in which the inflamed part returns gradually and without suppuration to the normal state. **rheumatic i.** See *inflammatory rheumatism*. **serous i.** I. associated with profuse serous exudation, as in serous pleurisy. **suppurative i.** I. resulting in the formation of pus. **toxic i.** An i. due to poisoning of the blood or tissues or to the contact of corrosive substances. **traumatic i.** I. due to an injury. **ulcerative i.**, **ulcerous i.** A form of i. which, eventually approaching a cutaneous or mucous surface, induces a breaking up of the surface and the formation of an ulcer. **vesicular i.** I. characterized by the formation of small vesicles. [Lat., *inflammatio*, from *inflammare*, to inflame.] **inflamm'atory**. 1. Pertaining to or of the nature of inflammation. 2. In chemistry, capable of producing combustion. **inflation** (in-fla'shun). 1. The act or process of distending with gas. 2. The state of being inflated. [Lat., *inflatio*, from *inflare*, to blow into.] **inflexion** (in-fleks'yun). A bending, especially a bending inward. [Lat., *inflexere*, to bend.] **inflexioscope** (in-fleks'e-o-sköp). An instrument for demonstrating diffraction. [Lat., *inflexio*, a bending, + Gr., *skopein*, to examine.] **influenza** (in-flu-en'zah). Syn.: *la grippe*, *Russian catarrh*. 1. An infectious disease characterized by great depression, with or without specific catarrhal inflammation of the air passages, and frequently occurring in epidemics. It is caused by the *Bacillus influenzae*. 2. In the horse, a disease resembling typhoid fever. [An Italianized form of *influentia*, because the disease was ascribed to some mysterious influence.] **in'fra-**. In composition, signifying below. [Lat.] **infracostalis** (in-fra-cos-ta'lis). See *table of muscles*, under *muscle*. **infracrion** (in-fra'k'shun). The act of fracturing or breaking. A breakage or fracture. [Lat., *infractio*, from *infringere*, to break to pieces.] **infraspinatus** (in'fra-spi-na'tus). See *table of muscles*, under *muscle*. **infriction** (in-frik'shun). A rubbing in, as of ointment. [Lat., *infricare*, to rub in.] **infundibular gland**. See under *gland*. **infundibuliform** (in-fun-dib'u-lif-orm). Funnel-shaped. [Lat., *infundibulum*, funnel, + *forma*, form.] **infundibulum** (in-fun-dib'u-lum). Syn.: *funiculus tubercis*. A tubular passage more or less resembling a funnel. i.

- cerebri.** A hollow process that forms the continuation of the tuber cinereum and terminates in the pituitary body. **i. cochleae.** An imperfect funnel around which the gyri of the cochlea pass. **i. of the ethmoid bone.** A long, flexuous cellular canal, which passes from the frontal sinus through the anterior ethmoidal cells to the front part of the middle meatus of the nose. **infundibula of the kidney.** The three prolongations of the pelvis of the kidney, the subdivisions of which constitute the calices. **infundibula of the lungs.** The extreme enlarged ends of the bronchioles. **i. tubae Fallopii.** The funnel-shaped cavity formed by the fimbriae of the oviduct. [Lat., *infundibulum*, funnel, from *in*, into, + *fundere*, to pour.]
- infuse.** 1. To pour into. 2. To steep.
- infusion.** 1. A solution (generally aqueous) of those portions of a crude drug that are soluble in the menstruum, used without the aid of boiling. 2. The process of making such an **i. cold i.** An **i.** made with cold water. **hot i.** An **i.** made with hot water. [Lat., *infusio*, from *in*, into, + *fundere*, to pour.]
- infusodecoctum** (in-fu'so-de-kok'tum). A mixture of an infusion with a decoction of the same. This method of using drugs is now obsolete. [Lat., *infundere*, to infuse, + *decoquere*, to boil away.]
- Infusoria** (in-fu-so're-ah). A phylum of unicellular animals belonging to the subkingdom *Protozoa*, which are ciliated either while young or throughout life. [Lat., *infusio*, an infusion.]
- infusorial earth.** A kind of light powder prepared from infusoria from which the organic matter has been removed. It has the property of absorbing several times its weight of a liquid and still retaining the consistency of powder. Dynamite is such a mixture of **i. e.** and nitroglycerin.
- infusum.** See *infusion*.
- ingenium** (in-ge'ne-um). 1. A congenital quality; a primordial characteristic. 2. Natural intelligence, mentality, or genius. [Lat., *in*, in, + *gignere*, to beget.]
- ingest** (in-jest'). To eat, to take up, to perform ingestion (*q. v.*). [Lat., *in*, into, + *gerere*, to carry.]
- ingesta** (in-jes'tah). Things taken into the stomach. [Lat., *ingerere*, to carry into.]
- ingestion** (in-jest'shun). 1. The introduction of anything into the alimentary canal by the mouth. 2. The act by which a cell takes into its substance particles of foreign matter. [Lat., *ingerere*, to carry into.]
- ingluvin** (in-glu'vin). A proprietary digestive preparation, made from the crops of chickens. [Lat., *ingluvies*, gizzard.]
- in'got.** A mold in which metal is cast; a mass of cast metal usually oblong or brick-shaped.
- ingravescent** (in-grav-es'ent). Increasing gradually in severity. [Lat., *in*, upon, + *gravesci*, to grow heavy.]
- ingredient** (in-gre'de-ent). A constituent of a mixture. [Lat., *ingrediens*.]
- ingrowing** (in'gro-ing). Growing in an inward direction, as an **i. nail**.
- inguinal** (in'gwin-al). Situated in the groin. **i. glands.** See under *gland*. [Lat., *inguinalis*, from *inguen*, groin.]
- inhalant** (in-ha'lant). A remedy used by inhalation.
- inhalation** (in-hal-a'shun). 1. The inspiration of air, of a gas, or of vapor, especially when impregnated with a medication or of itself physiologically active. 2. Absorption, especially by the lungs. 3. A medicinal preparation the vapor or spray of which is to be inhaled. [Lat., *inhalatio*.]
- inhaler** (in-ha'ler). An apparatus for use in inhalation. [Lat., *inhalare*, to inhale.]
- inherent** (in-he'rent). Belonging to anything naturally, originally, and not as the result of circumstances; of cauterization, deep. [Lat., *inherens*, sticking fast.]
- inheritance** (in-her'it-ans). 1. The reception of characteristics transmitted from one's ancestors. 2. That which is so derived. **abridged i.** Of Haeckel, the fusion or omission of certain characteristics in an offspring which were present in the ancestors. **amphigenous i.** Of Haeckel, in sexual generation, the **i.** of characteristics from both father and mother. **homochronous i.** Of Haeckel, **i.** of a characteristic in an offspring at an age corresponding to that in which the characteristic appeared in parent. **homotopic i.** Of Haeckel, **i.** of acquired characteristics. **mendelian i.** **i.** according to the mendelian law. See under *law*.
- inhibition** (in-hib-ish'un). A preventive or restraining action. **cardiac i.** The **i.** of the heart through the action of the vagus nerve. **psychic i.** In psychoanalysis the arrest of any mental activity by an opposing unconscious complex. **reflex i.** An **i.** of a nerve center or of a peripheral organ, through stimulation of afferent nerve fibers. **vasomotor i.** An **i.** of the tonic activity of the vasomotor centers in the medulla, causing vascular dilatation. **voluntary i.** The voluntary restraint of reflex actions, such as the arrest of winking when the eyeball is touched. [Lat., *inhibere*, to restrain.]
- inhibitory** (in-hib'it-or-e). Exercising inhibition. [Lat., *inhibere*, to restrain.]
- inhibitrope** (in-hib'it-röp). Something to arrest function. [Lat., *inhibere*, to check.]
- inhumation** (in-hu-ma'shun). The process of burial. [Lat., *inhumare*, to bury in the ground.]
- iniencephalus** (in'e-en-sef'al-us). Having the skull fissured posteriorly and inferiorly; as a **n.**, an exencephalic monster in which the cranial anomaly is complicated by a spinal fissure. [Gr., *inion*, nape of neck, + *egkephalus*, brain.]
- inion** (in'e-on). 1. Occiput. 2. Back part of the neck. 3. External occipital protuberance; used in craniometry as a point from which measurements are made. [Gr.]
- initial** (in-ish'al). First degree or beginning. [Lat., *initialis*.]
- initis** (in-i'tis). 1. Inflammation of muscular tissue. 2. Inflammation of a tendon.

- [Gr., *is*, *inos*, a fiber, + *itis*, inflammation.]
- initium** (in-e'te-um). A beginning or entrance; the first portion of anything. **i. asperae arteriae.** See *larynx*. **i. exuberans coli.** The cecum.
- in'ium.** See *inion*.
- injaculatio** (in-jak-u-lah'te-o). 1. The propulsion of semen into the vagina. 2. Of Van Helmont, a sudden and violent spasmodic pain in the stomach. [Lat., *in*, into, + *jaculari*, to throw.]
- inject'ed.** Filled or distended with fluid; engorged with blood.
- injection** (in-jek'shun). 1. The act of injecting. 2. The state of being injected. 3. A substance which is thrown in (i. e., into a cavity, vessel, or tissue of the body) by the use of a syringe or injector. 4. See *enema*. **anatomical i.** An i. of some suitable substance, usually a liquid capable of solidifying on cooling, into the vessels of a cadaver to facilitate dissection. **coarse i.** An anatomical i. of some colored material that fills the larger vessels, but which does not traverse the capillaries. **fine i.** The i. of the blood vessels or lymphatic vessels or gland ducts with some substance like colored melted gelatin which will penetrate to the finest ramifications. **forced i.** An i. used for the purpose of distending a sac or cavity. **gelatin i.** An i. in which the body of the mass is gelatin or glue. It may be coarse or fine, opaque or transparent, according to the coloring matter. **hypodermic i.** An i. of a medicinal or other agent under the skin. **intravenous i.** An i. into a vein. **muscular i.** The i. of medical agents into the muscular tissue. **natural i.** An engorgement of the capillaries and smaller blood vessels with blood, thus simulating a fine i. **nutrient i.** 1. See *nutrient enema*. 2. The i. of a nutrient fluid. **opaque i.** An i., either coarse or fine, in which the mass is opaque. **plaster i.** A coarse anatomical i. in which the mass is plaster of Paris mixed with about an equal volume of water. **preservative i.** The i. of a solution of some antiseptic substance like zinc or mercuric chlorid, arsenic, carbolic acid, alcohol, etc., into the blood vessels or body cavities, or both, to prevent decomposition. **rectal i.** See *enema*. **subcutaneous i.** See *hypodermic i.* **urethral i.** An i. into the urethra. **vaginal i.** An i. into the vagina. [Lat., *injectio*, from *in*, into, + *jacere*, to throw.]
- injury** (in'ju-re). A hurt or loss; damage. [Lat., *injuria*, wrong, hurt, detriment.]
- in-knee.** See *knock-knee*, under *knee*.
- in'lay.** A dental term applied to fillings first made and then inserted into a cavity with cement.
- in'let.** An opening or entrance. **i. of the pelvis, pelvic i.** The superior strait of the pelvis.
- in'nate.** 1. Congenital. 2. Indigenous. [Lat., *innatus*.]
- innervation** (in-ner-va'shun). The special action of the nervous system on a given organ or the character or origin of the nerves supplying an organ. **collateral i.** The supply of nervous influence, through an adjacent or surrounding nerve tract, to a part the original nerve supply of which has been injured or destroyed. [Lat., *in*, into, + *nervus*, nerve.]
- innominate** (in-nom'in-ät). Without a name. **i. artery.** See *table of arteries*, under *artery*. **i. bone** [B. N. A., *os coxae*]. The hip bone, composed of the ilium, the ischium, and the os pubis, forming the pelvic girdle. **i. vein.** See *table of veins*, under *vein*. [Lat., *innominatus*, from *in*, neg., + *nominare*, to name.]
- inoblast** (i'no-blast). A general name for a connective tissue corpuscle or a cell giving rise to connective tissue. [Gr., *is*, fiber, + *blastos*, sprout.]
- inoculabil'ity.** Susceptibility of transmission of infection by inoculation.
- inoc'ulable.** Capable of being inoculated. Transmissible by inoculation.
- inoc'ulate.** To introduce into a living organism matter capable of giving rise to a specific disease.
- inoculation** (in-ok-u-la'shun). 1. The introduction of the parasitic animal or vegetable organisms capable of producing disease into the circulation or the tissues. 2. The operation of ingrafting a bud. 3. The process of inoculating, especially (as formerly used) that of inoculating with the virus of smallpox. **animal i.** I. of an animal for experiment purposes. **anti-typhoid i.** I. with a sterilized suspension of typhoid bacilli in salt solution from an agar slant culture of carefully measured amounts. **auto-i.** See *self-i.* **cowpox i.** See *vaccination*. **curative i.** The injection of an antiserum or vaccine for curative purposes. **jennerian i.** See *vaccination*. **Pasteur's system of i.** See under *Pasteur*. **preventive i.** The injection of an antiserum or vaccine to protect against a disease. **preventive i. of rabies.** The i. with a mitigated virus of rabies to induce susceptibility to the disease or with the view of limiting its intensity when it is already established. **self-i.** The i. of the organism at large from a diseased part of the same organism. [Lat., *inoculatio*, from *inoculare*, to ingraft.]
- inocyst** (in'o-sist). A fibrous capsule. [Gr., *is*, fiber, + *kystis*, a bladder.]
- inocystis** (in-o-sis'tis). See *inocyst*.
- inoleiomyoma** (in'o-le-o-mi-o'mah). A tumor composed of unstripped muscular tissue. [Gr., *is*, fiber, + *leios*, smooth, + *mys*, muscle, + *oma*, tumor.]
- inolith** (in'o-lith). A fibrous concretion. [Lat., *inolithus*, from Gr., *is*, a fiber, + *lithos*, a stone.]
- inoma** (in-o'mah). See *fibroma*. [Gr., *is*, a fiber, + *oma*, a tumor.]
- inomyoma** (in'o-mi-o'mah). See *myoma*.
- inoperable** (in-op'er-a-bl). Unsuitable for treatment by operation. [Fr., *inopérable*.]
- inope'xia** (in-o-peks'e-ah). A condition of the blood, observed especially in lying-in

women, in which it is prone to coagulate spontaneously. [Gr., *is*, a fiber, + *pexis*, a coagulation.]

inophlogisma (in-of-lo-gis'mah). Inflammation of fibrous tissue. [Gr., *is*, a fiber, + *phlogisma*, the blister of a burn.]

inopolyus (in-o-pol'e-pus). A fibrous polypus. [Gr., *is*, a fiber, + *polypous*, a polypus.]

inorganic (in-or-gan'ik). 1. Without organs; not proceeding from organic origin. 2. Of disease, functional; of morbid phenomena, not dependent on organic disease.

i. chemistry. The chemistry of minerals and mineral constituents. It has various subdivisions, namely, elementary i. c., qualitative and quantitative analysis, and the various industrial branches of i. c. [Lat., *inorganicus*, from *in*, neg., + Gr., *organon*, an organ.]

inosate. A salt of inosinic acid.

inoscleroma (in-o-skle-ro'mah). Induration of fibrous tissue. [Gr., *is*, a fiber, + *skleroma*, induration.]

inoscopy (in-os'kop-e). The diagnosis of certain diseases by means of the artificial digestion of the clots of serous fluids, and the microscopic examination of the centrifugized sediment. The method is especially recommended for the detection of tubercle bacilli. [Gr., *is*, fiber, + *skopein*, to view.]

inosculate (in-os'ku-lat). To unite, to anastomose. [Lat., *in*, into, + *osculum*, little mouth.]

inosemia (in-o-se'me-ah). An excess of fibrin in the blood. [Gr., *is*, fiber, + *aima*, blood.]

inosin (in'o-sin). $C_8H_{10}O_4.C_6H_5N_4O$. A nucleide containing a-ribose and hypoxanthin.

inosite. Hexahydroxybenzene, $C_6H_6(OH)_6$. Present in muscle and many other tissues of the body; also widely distributed in plant life.

inosteatoma (in-os-te-at-o'mah). A tumor composed of fibrous tissue and steatomatous matter. [Gr., *is*, a fiber, + *stear*, fat, + *oma*, tumor.]

introp'ic nerves. Those fibers of the cardiac nerves which affect the force of the combustion in a positive or negative manner.

inoxidizable (in'oks-id-i'za-bl). Insusceptible of oxidation.

inquest. The inquiry by a jury or commission into the facts of a case, civil or criminal, or into an individual's mental condition or the cause of his death. [Lat., *inquirere*, to inquire into.]

insalivation (in'sal-iv-a'shun). The process by which the saliva is intimately mixed with the food. [Lat., *in*, into, + *saliva*, spittle.]

insane'. Popularly used as having a mental disease, a psychosis; or, in legal parlance, as irresponsible; of unsound mind. [Lat., *insanus*, from *in*, neg., + *sanus*, sound.]

insanity (in-san'it-e). In medicine an obsolete term, belonging to the period of psychiatric science when all mental diseases were considered as one. Now preferably replaced by the word psy-

choses, and by the concept of definite and separable mental diseases. In law a loose and badly defined word meaning either lack of responsibility in the commitment of antisocial acts, inability to make contracts, inability to manage one's person or property, or inability to make a will, all by reason of some definite mental disease or psychosis. These several states of social adaptation are defined differently in different states and countries and are very ununiform. All the various forms of insanity have been discarded from psychiatry. See *psychosis*. The various terms affective, acquired, arthritic, compound, compulsive, confusional, consecutive, degenerative, doubting, hereditary, homicidal, etc., etc., are survivals of old usage and relics of a non-analytical stage of psychiatry. They are all abandoned in modern usage.

alcoholic i. Chronic i. due to an alcoholic neurosis; especially characterized by hallucinations, delusions, and delirious exacerbations. **traumatic i.** I. referable to traumatism or analogous causes; characterized by perversity of character, with violent impulses, and a tendency to alcoholism. It finally results in dementia.

inscription (in-scrip'shun). That part of a prescription which directs the drugs or preparations, together with the quantity or weight of each, to be used by the pharmacist in filling the prescription. [Lat., *inscriptio*, from *inscribere*, to write upon.]

insect. The common name for any of the class *Insecta*, of the phylum *Arthropoda*, such as flies, mosquitoes, and ticks. [Lat., *insectum*.]

insecticide (in-sek'tis-id). Destructive to insects; as a n., a substance having that quality. [Lat., *insectum*, insect, + *caedere*, to kill.]

insectifuge (in-sek'ti-fuj). A substance having the property of repelling insects. [Lat., *insectum*, insect, + *fugare*, to put to flight.]

insect powder. The flowers of different species of *Pyrethrum*, often adulterated with the leaves and stem of the plant; used to destroy insects. **Caucasian i. p.** The flowers of *Pyrethrum carneum* and *Pyrethrum roseum*. **Dalmatian i. p.** The flowers of *Pyrethrum cinerariaefolium*.

insemination (in-sem-in-a'shun). The deposit of the semen in copulation. [Lat., *in*, into, + *semen*, seed.]

insensibility (in-sen-si-bil'it-e). The quality or condition of being insensible; without feeling or sensation. [Lat., *insensibilitas*.]

insertion (in-ser'shun). 1. The act of inserting. 2. The particular way in which anything is inserted; the manner or place of attachment of a body. 3. Of a muscle, the site of its attachment to the part that its action tends to move. **marginal i. of the umbilical cord.** The form of i. of the cord in which the character of the latter as a whole is maintained up to its i. at the margin of the placenta,

giving rise to the formation termed battle-dore placenta. **vaginal i.** The line of junction of the upper end of the vagina with the neck of the uterus. **velamentous i.** Syn.: *i. marginalis bifida*. That form of insertion of the umbilical cord into the placenta in which the vessels of the cord diverge from each other before entering the placenta, and the cord as a whole is inserted into the chorion, near the margin of the placenta. [Lat., *insertio*, from *in*, into, + *serere*, to plant.]

insheathed (in-shēthd'). Same as *encysted*.

insolation (in-so-la'shun). Syn.: *heat exhaustion, heat fever, heat stroke, solar exhaustion, thermic fever*. Properly, that form of heat fever known as sunstroke; as generally employed, any form of prostration by extreme heat. [Lat., *insolare*, to expose to the sun.]

insomnia (in-som'ne-ah). Sleeplessness. **congestive i.** A persistent form of *i.* due to congestion of the brain. **febrile i.** The *i.* which attends the evolution of the various specific fevers. **i. of exhaustion.** *I.* produced by overwork, debilitating discharges, mental strain, parturition, or any cause capable of causing mental and physical exhaustion. [Lat., *in*, neg., + *somnus*, sleep.]

inspection (in-spek'shun). Examination by means of sight. [Lat., *inspicere*, to examine.]

inspiration (in-spi-ra'shun). The act of drawing in the breath. **crowling i.** The peculiar, noisy *i.* made in laryngismus stridulus or spasmodic croup. **forced i., forcible i., difficult i.** Syn.: *labored i.* *I.* in which the ordinary muscles of *i.* are assisted by the so-called inspiratory auxiliaries (*i. e.*, the muscles attached to the chest which by their contraction can increase the thoracic cavity directly or indirectly by furnishing fixed support whereby other muscles may act more advantageously). If the movements become excessively labored, there is brought into coordinate action every muscle in the body which can either directly or indirectly increase the cavity of the thorax. **full i.** *I.* in which the lungs are filled as completely as possible (voluntarily, as in determining the amount of complementary air, or involuntarily, as in cardiac dyspnea). **labored i.** See *forced i.* [Lat., *inspirare*, to blow into.]

inspiratory (in'spir-a-to-re). Pertaining to, associated with, or subserving inspiration.

inspissated (in-spis'sa-ted). Made thicker; partially evaporated or dehydrated.

inspissation (in-spis-sa'shun). The act or process of becoming or of making thicker in consistence. [Lat., *inspissatio*.]

instauration (in-staw-ra'shun). The establishment of a function (*e. g.*, menstruation). [Lat., *instauratio*.]

in'step. The arch of the foot near its junction with the leg.

instillation (in-stil-la'shun). The act of pouring in a liquid drop by drop. [Lat., *instillatio*, from *instillare*, to drop in.]

instinct (in'stink). Internal organic trends or tendencies laid down in the course of evolution. [Lat., *instinctus*, from *instinguere*, to instigate.]

instrument (in'stru-ment). A material thing designed or used for the accomplishment of some mechanical or other physical effect; a tool. [Lat., *instrumentum*, provision, apparatus, tool, implement.]

insuccation (in-suk-ka'shun). A method pursued in making an extract from very hard bodies, like wood or hard fruit rinds, consisting of steeping them for 2 or 3 days in cold water before extracting them with hot water. [Lat., *in*, into, + *succus*, juice.]

insufficiency (in-suf-fish'en-se). The state of being insufficient for its purpose. **absolute i.** *I.* due to thickening, induration, or other change in the cardiac valves themselves. **aortic i.** An imperfect closure of the aortic orifice by the aortic valves. See also *Corrigan's disease*, under *Corrigan*. **functional mitral i.** Mitral *i.* due to deficient muscular contractility in the heart itself. **i. of the ocular muscles.** An absence of dynamical equilibrium of the ocular muscles, due either to an inherent weakness of one set of muscles or to an elastic preponderance of another set of muscles. **mitral i.** That pathological condition in which the mitral valve inefficiently closes its orifice with the rhythmic action of the heart. **muscular i.** 1. A condition in which a muscle (especially one of the ocular muscles) is relatively weak compared with its antagonist, so that an effort on the part of this muscle is required in order to maintain equilibrium. **passive i. of a muscle.** The disabled condition of a muscle in the neighborhood of a joint when so stretched by the action of other muscles that it can not contract perfectly. **relative i.** The dilatation of a valvular orifice of the heart due to general stretching, as from hypertrophy due to arteriosclerosis. [Lat., *insufficiencia*.]

insufflation (in-suf-fla'shun). The act of blowing a gas, a vapor, air (often charged with a finely divided medicament), or a powder into a cavity. **pulmonary i.** 1. The act of injecting the lung with air by blowing it into the mouth or nose, or by the use of a bellows inserted into an opening in the trachea, the air being artificially warmed and charged with the proper moisture; used in the asphyxia of new-born children, and in that due to opium, coal gas, submersion, etc. 2. The *i.* into the trachea and bronchi, and even the ultimate air passages, of air (sometimes compressed or rarefied) charged with medicinal vapors or impalpable powders. [Lat., *insufflare*, to blow into or upon.]

insufflator (in'suf-fla-tor). An instrument for producing insufflation.

insula (in'su-lah). Syn.: *island of Reil, entosylvian fold*. Lit., an island. A group of convolutions, situated within the beginning of the fissure of Sylvius.

- insulated** (in'su-la-ted). 1. Isolated. 2. In electrophysics, protected by a non-conductor.
- insulation** (in-su-la'shun). Protection of an electrical conductor with some non-conducting medium so as to prevent the escape of electricity. [Lat., *insulare*, to make into an island.]
- insulator** (in'su-la-tor). The medium used to prevent an escape of electricity in insulation.
- insusceptibility** (in-sus-sep-tib-il'it-e). Same as *immunity*.
- insusceptible** (in-sus-sep'tib-l). Incapable of developing a germ disease from natural or artificial infection, e. g., the frog is insusceptible to anthrax infection.
- integration** (in-te-gra'shun). A fusion of parts previously separate in the embryo. [Lat., *integrare*, to make whole.]
- integument** (in-teg-um-ent). 1. A covering; an envelope. 2. The covering investing the body or any part of it, especially the skin. [Lat., *integumentum*, skin, from *in*, on, + *tegere*, to cover.]
- intellect** (in'tel-ekt). The capacity for knowing. The cognitive or conscious activity of brain function. The comparing, measuring quality of mental activity.
- intensive** (in-ten'siv). 1. Causing or accompanied by intensification. 2. In Pasteur's prophylactic treatment of rabies, characterized by inoculations more frequent and powerful than usual. [Lat., *intendere*, to stretch out, to extend.]
- intention** (in-ten'shun). The process by which the lips of a wound unite in the healing. **first i.** An immediate union in which the surfaces of the wound become glued together by an albuminous fluid and the wound heals without further redness or swelling; also known as *healing by immediate union*, *healing by adhesive inflammation*, and *healing by primary adhesion*. **second i., secondary i.** Union by the adhesion of opposed granulating surfaces. **third i.** Of the older writers, the union of wounds by the growing together of the granulations of their sides. *Union of granulations* is the more recent term. [Lat., *intentio*, from *intendere*, to stretch forth.]
- inter-**. Prefix from the Latin, signifying in the midst, in between; used in compound words to denote between two points.
- interarticular** (in'ter-ar-tik'u-lar). 1. Situated between the joints. 2. Situated in a joint between two articulating bones. [Lat., *interarticularis*.]
- interbody**. See *amboceptor*.
- interbrain** (in'ter-brān). See *thalamencephalon*.
- intercadence** (in-ter-ka'dens). A state of the pulse in which a supernumerary pulsation occurs between two regular pulsations. [Lat., *inter*, between, + *cadere*, to fall.]
- intercalary** (in-ter'kal-ar-e). Inserted as something additional, extraneous, or out of the ordinary course between the ordinary members of any series or the successive parts of a whole. [Lat., *inter-*
- calare*, from *inter*, between, + *calare*, to proclaim solemnly.]
- intercarotid gland**. See under *gland*.
- intercellular** (in'ter-sel'lu-lar). 1. Situated between cells, as i. cement, i. spaces. 2. See *intracellular*. [Lat., *intercellularis*.]
- intercolumnar** (in'ter-col-um'nar). Situated between two columns.
- intercondylar, intercondyloid** (in'ter-kon'dil-ar, in'ter-kon'dil-oyd). Situated between the condyles of a bone.
- intercostal** (in-ter-kos'tal). Situated between the ribs. **i. glands**. See under *gland*. [Lat., *inter*, between, + *costa*, a rib.]
- intercostalis** (in-ter-cos-ta'lis). See *table of muscles*, under *muscle*.
- intercurrent** (in-ter-kur'rent). Of diseases, attacking the patient during the course of another disease. [Lat., *intercurrentis*, from *inter*, between, + *currere*, to run.]
- interdental** (in'ter-den'tal). Placed or situated between the teeth. [Lat., *inter*, between, + *dens*, tooth.]
- interdiction** (in-ter-dik'shun). A judicial decree depriving an insane person of the control of his own or others' affairs, wholly or in part. [Lat., *interdictio*, from *inter*, between, + *dicere*, to speak.]
- interdigitation** (in'ter-dij'it-ät). Of two adjacent structures, connecting with each other by intervening alternating tongue-like prolongations and corresponding recesses, after the manner of the fingers of the two hands when those of each are received into the spaces between those of the other. [Lat., *inter*, between, + *digitus*, finger.]
- interference** (in-ter-fe'rens). In physics, the destruction of sound waves or light waves by other sound or light waves.
- interlobar** (in-ter-lo'bar). Between the lobes.
- interlobular** (in-ter-lob'u-lar). Between the lobules.
- intermarriage** (in-ter-mar'ij). 1. Marrying blood relations. 2. Marriage between different tribes or races.
- intermediary** (in-ter-me'di-a-re). 1. Situated centrally or in the middle; situated between two bodies. 2. Occurring between two specified periods of time. **i. body**. See *amboceptor*. **i. metabolism**. The term used in physiology to cover the series of intermediate compounds formed between the foodstuffs as received into the body and the final excretion products or oxidation products eliminated from the body. [Lat., *inter*, between, + *mediare*, to divide.]
- intermediate body**. See *amboceptor*.
- intermedium** (in-ter-me'de-um). Anything having an intermediate situation. In pharmacy, an emulsifying or suspending ingredient.
- intermenstrual** (in-ter-men'stru-al). Occurring between menstrual periods.
- internal** (in-ter'nal). Situated on the inside or taking place inside. **i. secretion**. See *secretion*. [Lat., *internus*.]
- international list of causes of death**. See in *appendix*, page 920.

intern', interne (in-tern'). A physician resident in and attached to the medical staff of a hospital. [Fr.]

internist (in-ter-nist). A physician specializing in diseases of internal organs.

internode (in-ter-nod). See *phalanx*. **i. of Ranvier**. The part of a medullated nerve fiber situated between two nodes of Ranvier. [Lat., *internodus*, from *inter*, between, + *nodus*, a node.]

internuclear (in-ter-nu'kle-ar). Occupying the space between nuclei.

interoceptor (in-ter-o-sep'tor). A hypothetical receptor for various stimuli within the digestive tube; chiefly chemical, thermal or physical.

interosseous (in-ter-os'se-us). Pertaining to two contiguous bones; situated between two bones. See *table of muscles*, under *muscle*. [Lat., *inter*, between, + *os*, *ossis*, bone.]

interrenal system, interrenal tis'sue. Name applied to the tissue composing the cortex of the adrenal glands. This tissue is found in the so-called accessory adrenals, and in the fishes forms separate bodies known as the interrenal bodies, whence the name.

interrupted (in-ter-rup'ted). Broken, not continuous, broken or discontinued at short intervals. [Lat., *interruptus*.]

interspace (in-ter-spās). A space between two or more things. **haversian i's**. The more or less prismatic masses of bone that fill the gaps between adjacent haversian systems. [Lat., *inter*, between, + *spatium*, space.]

interspinalis (in-ter-spi-na'lis). See *table of muscles*, under *muscle*.

interstitial (in-ter-stish'al). **i.** Disseminated through the substance of an organ or part; of an inflammation, affecting the connective tissue of an organ. **2.** Of pathological processes, occupying the space between the essential parts of an organ which constitute its proper tissue; opposed to parenchymatous. [Lat., *interstitialis*.]

interstitium (in-ter-stish'e-um). A space or gap; an interposed part or body. **i. interosseum antibrachii**. The space between the radius and ulna. **i. interosseum cruris**. The space between the tibia and fibula. **interstitia interossea metacarpi**. The spaces between the metacarpal bones. **interstitia interossea metatarsi**. The spaces between the metatarsal bones. **i. thyrohyo-epiglotticum**. The space between the hyo-epiglottic and the thyro-epiglottic and middle thyrohyoid ligaments. [Lat., *inter*, between, + *stare*, to stand.]

intertransversarius (in-ter-trans-ver-sa're-us). See *table of muscles*, under *muscle*.

intertrigo (in-ter-tri'go). A superficial dermatitis, which occurs in the folds of the skin. [Lat., *inter*, between, + *terere*, to rub.]

interval (in-ter-val). **1.** A space between places, an interstice. **2.** A remission of a disease. [Lat., *inter*, between, + *valium*, a breastwork.]

intestinal (in-tes'tin-al). Of or belonging

to the intestines. **i. glands**. See under *gland*. [Lat., *intestinum*, from *intus*, within.]

intestinal gas'es. The gases present in the intestine consist of those swallowed with the food as well as small quantities of carbon dioxid, hydrogen, methane, methylmercaptan and sulphureted hydrogen.

intestinal putrefaction. The chemical changes brought on in the intestine by the bacteria present there. In *i. p.* there are formed: *indol*, *skatol*, *paracresol*, *phenol*, *phenylpropionic acid*, *phenylacetic acid*, *paraoxyphenylacetic acid*, *hydroparacumaric acid*, *fatty acids*, *carbon dioxid*, *hydrogen*, *methane*, *methylmercaptan*, and *sulphureted hydrogen*.

intestine (in-tes'tin). Syn.: *bowel*, *gut*. The musculomembranous canal (or any definite portion of it) extending from the stomach to the anus, situated inside the abdominal cavity. **large i.** That part of the intestinal canal which extends from the end of the ileum to the anus. It is divided into the cecum, colon, and rectum. **primitive i.** See *foregut*. **small i.** That part of the *i.* which extends from the pyloric orifice to the large *i.* [Lat., *intestinum*, from *intus*, within.]

in'tima. Syn.: *internal coat*. The innermost tunic of any structure. **i. pia**. The innermost layer of the pia. **i. unguis**. The root of the nail. **i. vasorum**. The lining membrane of blood vessels. [Lat., *intus*, within.]

intolerance (in-to'l'er-ans). Inability to endure effects of an agent, e. g., a drug. [Lat., *in*, neg., + *tolerare*, to bear.]

inton (in-ton'). See *radium emanation*, under *emanation*.

intonation (in-to-na'shun). **1.** The production of a tone. **2.** The quality of a tone. **intestinal i.** See *borborygmus*. [Lat., *intonare*, to thunder.]

intoxication (in-tok-sik-a'shun). **1.** A condition of systemic poisoning due to the absorption into the blood of any agent which overwhelms the mental or bodily functions. **2. I.** produced by alcohol. [Lat., *in*, into, + Gr., *toxikon*, poison.]

in'tra-. Prefix signifying within from Lat., *intra*, within.

intracel'lular. Contained within a cell. **intrad** (in'trad). Internal; within.

intrafation (in'trah-fe-ta'shun). See *fetal inclusion*, under *inclusion*. [Lat., *intra*, within, + *fetus*.]

intra-ocular (in-trah-ök'ü-lahr). Situated within the eye. [Lat., *intra*, within, + *oculus*, eye.]

intraspinous (in-trah-spin'us). Within the spine; or into the spinal canal.

intrastial (in-trah-stish'al). Within the organ cells.

intra-uterine (in-trah-u'ter-in). **1.** Situated within or penetrating into the cavity of the body of the uterus. **2.** Occurring before birth.

intravasation (in-trah-vas-a'shun). The entrance of pus, bacteria, or other foreign matter into the blood vessels through pathological or traumatic openings in

their walls. [Lat., *intra*, within, + *vas*, a vessel.]

intravenous (in-trah-ve'nus). Into, within, or from within a vein or veins.

intravital (in-trah-vi'tal). During life. [Lat., *intra*, during, + *vita*, life.]

introitus (in-tro'it-us). Entrance or mouth of a canal or cavity. **i. canalis sacralis**. Opening at termination of spinal canal at lower end of sacrum. **i. laryngis**. Upper opening of larynx. **i. vaginae**. External orifice of vagina. [Lat., *intro*, into, + *ire*, to go.]

introjection (in-tro-jek'shun). In psycho-analysis the process of drawing all objects and persons within the egoist circle of interest; characteristic of all psychoneuroses.

intromission (in-tro-mis'shun). An act of insertion, especially of the penis into the vagina. [Lat., *intromittere*, to send in.]

introspection (in-tro-spek'shun). The action of looking into or under the surface of things, especially the mind. [Lat., *introspicere*, to look into.]

introversion (in-tro-ver'shun). 1. Turning inside out of an organ. 2. In psycho-analysis turning in of libido upon self.

in'tubate. To treat by inserting a tube into an opening.

intubation (in-tu-ba'shun). Insertion of a tube, especially in glottis, to keep it open. [Lat., *in*, into, + *tuba*, a tube.]

intumescence (in-tu-mes'ens). Swelling, tumefaction. [Lat., *in*, into, + *tumere*, to swell.]

intumescencia (in-tu-mes-sen'she-ah). Intumescence. **i. cervicalis**. See *cervical enlargement*. **i. gangliiformis nervi facialis Scarpae**. Small grayish red swelling, containing ganglion cells, at point of connection between facial nerve and vestibular branch of auditory nerve. **i. lumbalis**. See *lumbar enlargement*, under *enlargement*. [Lat., *intumescencia*, under *enlargement*.]

intussusception (in'tus-sus-sep'shun). 1. See *inception*, *inhibition*, and *absorption*. 2. The growth of cells or of the cell wall by the deposition of particles between those already existing. 3. The invagination of one portion of an organ, especially the intestine, into a contiguous portion, usually below it. **progressive i.** An *i.* in which the upper portion of the intestine is invaginated in the lower part. **regressive i.**, **retrograde i.** The form of *i.* in which the lower portion of the intestine is invaginated in the upper portion. [Lat., *intus*, within, + *suscipere*, to catch up.]

intussuscep'tum. Segment of intestine which is invaginated in intussusception.

intussuscip'iens. The invaginating portion of the bowel in intussusception.

Inula (in'u-lah). 1. A genus of composite plants. 2. Of the U. S. Ph., 1890, elecampane root **I. helenium**. The root contains a volatile oil that is powerfully expectorant; also inulin and helenin.

inulase (in'u-läs). An enzyme present in several fungi, that converts inulin into fructose.

in'ulin. A compound carbohydrate resem-

bling starch. It consists entirely of levulose (fructose) molecules. Present in the roots of the *Inula helenium* and varieties of the *Helianthus*.

inunction (in-un'k'shun). The act of rubbing in ointment; friction with the hand to facilitate the cutaneous absorption of liniments, salves, etc. [Lat., *inunctio*, from *in*, into, + *ungere*, to anoint.]

invagination (in-vaj-in-a'shun). A folding in of anything upon itself (see *intussusception*); in embryology, that stage of a (mammalian) blastoderm in which it is so folded in upon itself as to form two layers. [Lat., *in*, into, + *vagina*, a sheath.]

invalid (in'val-id). 1. Weak; sickly. 2. An infirm or sick person, but not totally disabled. [Lat., *invalidus*, not strong, infirm, weak.]

invasion (in-va'zhun). 1. The onset of a disease. 2. The process by which a particular organ or part becomes affected with disease or parasites existing elsewhere in the organism. [Lat., *invasio*, from *in*, into, + *vadere*, to go.]

inversion (in-ver'shun). 1. A reversal of the natural order of things; a turning upside down. 2. In digestion, conversion of disaccharids, such as cane sugar and maltose, into monosaccharids, such as dextrose and levulose. 3. In chemistry, a changing of the volume of polarized light from one direction to the other, as is brought about in hydrolysis of cane sugar by means of an acid or an enzyme. Often specifically applied to hydrolysis of cane sugar to glucose and fructose. 4. In optics, transformation of a body having a specific rotary action on the plane of polarization into a body or bodies which have a directly opposite rotary action. 5. In medicine, partial or complete turning inside out of a hollow organ. 6. In psycho-analysis a lack of harmony between the physical and psychical sex. [Lat., *in*, into, + *vertere*, to turn.]

invertase (in-ver'täs). Syn.: *invertive ferment*. An enzyme present in yeast cells as well as in many plant and animal cells, which has the property of hydrolyzing cane sugar to glucose and fructose.

invertin (in-ver'tin). See *invertase*.

in'vert-su'gar. The mixture of glucose and fructose obtained upon the hydrolysis of cane sugar. It consists of molecular quantities of these two sugars.

in vitro (in've'tro). Within glass; within a test tube.

involverum (in-vo-lu'krum). Outer covering, envelope. Covering of newly formed bone that envelops sequestrum in bone infection. [Lat., *involvere*, to envelop.]

involution (in-vol-u'shun). 1. A condition or process in which nutrition is incomplete, and in which the original form and function are more or less lost. 2. In embryology, a folding in of a membranous structure, as of the epiblast, as a step in the process of the development of the embryo. 3. The process of retrograde development, especially of the uterus in the puerperium or of the organs

in general in old age. **buccal i.** In the embryo, the folding in of the epiblast at the angle formed by the cranial flexure which forms the cavity of the mouth. **i. of the uterus.** The gradual return of the uterus to its normal size after delivery, by a process of absorption. **pituitary i.** In the embryo, the ingrowth from the epiblast of the mouth cavity which forms the pituitary body. **senile i.** The shriveling of an organ from old age. [Lat., *involutio*, from *in*, into, + *volvere*, to turn.]

i'od-, i'odo-. A prefix indicating the presence of iodine.

iodacetanilid (i'o-das-et-an'il-id). A compound of iodine and acetanilid.

i'odal. Hydride of tri-iodoacetyl, $C_2I_3O.H$.

iodalbacid (i-o-dal-bas'id). A proprietary derivative of iodalbumin; said to act like the thyroid preparations.

iodalbin (i-od-al'bin). A compound of blood albumin with iodine, containing approximately 21.5 per cent. of iodine, which is liberated in the intestines to form absorbable iodids.

iodalbumin (i-od-al-bu'min). A compound of iodine and albumin.

iodamylum (i-o-dam'il-um). Iodized starch.

iodanisol (i-o-dan'is-ol). The compound, $C_6H_4(OCH_3)I$, said to be antiseptic.

iodantipyrin (i'o-dan-tip-i'rin). Iodophenyl-dimethyl-pyrazolone; a compound of iodine and antipyrin.

i'odate. A salt of iodic acid.

ioda'tus. 1. Iodized; combined with iodine, when qualifying the name of an element or radicle, the iodid of that element or radicle. 2. Due to the action of iodine.

iod'ic. 1. Due to the use of iodine. 2. Derived from or containing iodine, more particularly, containing iodine in combination with oxygen in greater relative amount than is the case with the iodous compounds. The *iodica* were the old pharmaceutical preparations of iodine, considered as a class. **i. acid.** See under *acid*. [Lat., *iodicus*.]

iodim'etry. See *iodometry*.

Iodin (i'o-din). A dark gray element with metallic luster. Atomic weight, 127. Chemical symbol, I. In the form of a vapor or a solution it has a purple color. It has an irritating odor and, if exposed, volatilizes rapidly. Reacts chemically as bromine and chlorine. With starch, it forms an intensely blue colored compound, a property utilized as a test for either i. or starch. It is used medicinally in the form of an ointment and tincture in local inflammations, the enlargement of glands, certain skin diseases, and for injecting into cystic and suppurating cavities. It is an excellent disinfectant. List of poisons and their antidotes, see in *appendix*, page 939. [Gr., *iodes*, violet-like.]

iodipin (i-o-dip'in). Iodized sesame oil. A proprietary preparation, containing 25 per cent. of iodine for hypodermic use; or containing 10 per cent. for oral administration. Employed as a substitute for

the iodids in syphilis and glandular tuberculosis.

iodism (i'o-dizm). The train of symptoms, such as malaise, frontal headache, coryza, lacrimation, pharyngitis, acne, hydroa, etc., which follow the prolonged excessive use of iodine alone or in the form of iodids. **constitutional i.** The third form of i., according to Rilliet, produced by the absorption of iodine or iodids in very minute quantities. It is characterized by nervous palpitations, excessive emaciations (sometimes preceded by increase of flesh), and progressive wasting of the mammae and testes.

iodival (i-o-di'val). Mono-iodo-iso-valerianyl urea (47 per cent. iodine); used as a substitute for the alkaline iodids.

iodocaffein (i'o-o-do-ka'fe-in). A product of the action of hydrogen sulphide on potassium iodide and caffeine; used in cardiac troubles.

iodocamphor (i'o-o-do-kam'for). A crystalline substance, $C_{10}H_{16}IO$, obtained by treating sodium camphor with cyanogen iodide.

iodocasein (i'o-o-do-ka'se-in). A product formed by the action of iodine upon casein.

iodocin (i-od'o-sin). A certain proprietary antiseptic, styptic, and analgetic.

iodocodein (i'o'o-do-ko'de-in). A crystallizable opium alkaloid, $C_{18}H_{21}NO_2I_3$, obtained by treating an alcoholic solution of codein with a solution of iodine.

iodocol (i-od'o-kol). A combination of iodine and guaiacol.

iodocrol (i-od'ok-rol). Carvacrol iodide.

iodoform (i-o'do-form). The compound, CHI_3 , discovered by Sérullas in 1822. It is used as an antiseptic, disinfectant, and sedative application to wounds, as an application in catarrhs of mucous membranes; in the form of inunctions in meningitis. It is sometimes used internally. [*Iodoformum*, U. S. Ph., Br. Ph.] **iodoformum aromatisatum** [N. F.]. So-called deodorized i., that is, to which 4 per cent. of cumarin is added.

iodoformal (i'o'o-do-for'mal). A complex proprietary mixture containing iodoform.

iodoformin (i'o'o-do-for'min). The compound $C_2H_5N_2I_2$; used as a substitute for iodoform.

iodoformism (i-o'do-form-izm). Intoxication with iodoform.

iodoformogen (i'o'o-do-for'mo-jen). A compound of iodoform and albumin; used instead of iodoform.

iodoformosalol (i'o'o-do-for'mo-sa'lol). An antiseptic mixture of iodoform and salol.

iodoformum (i'o'o-do-for'mum). See *iodoform* [U. S. Ph., Br. Ph.]. **suppositoria iodoformi.** Suppositories each containing 3 grains of iodoform [Br. Ph.]. **unguentum iodoformi.** An ointment containing 1 part of iodoform to 9 parts of lard [U. S. Ph.], or prepared lard [Br. Ph.].

iodogenol (i-o-do'jen-ol). A compound of iodine and peptonized albumin; used like the iodids.

iodoglidin (i''o-do-gli'din). An iodized plant protein used as a substitute for potassium oxid.

iodoglobulin (i''o-do-glob'u-lin). Same as *iodothyreoglobulin*.

iodohydrargyrate (i''o-do-hi-drar'ji-rät). A compound of mercuric iodid with the iodid of another radicle.

iodohydrate (i''o-do-hi'drät). See *hydriodid*.

iodol (i'o-dol). Tetra-iodopyrrol, C_4I_4NH , obtained by treating pyrrol with iodin in a solution of neutral reaction. As an antiseptic and deodorant it is said to have all the value of iodoform without its occasionally toxic effects. It contains 89 per cent. of iodin. [U. S. Ph.] [Lat., *iodolum*.]

iodolen (i-od'o-len). A substitute for iodoform, said to contain 36 per cent. of iodol.

iodomethane (i''o-do-meth'an). Methyl iodid.

iodomethe (i-o-dom'eth). Of Lugol, the feeling of drunkenness caused by the ingestion of large doses of iodin. [Gr., *iodes*, violet, + *methe*, drunkenness.]

iodometry (i-o-dom'et-re). The volumetric determination of the quantity of iodin. [Gr., *iodes*, violetlike, + *metrein*, to measure.]

iodomuth (i-od'o-muth). A preparation of bismuth said to contain 25 per cent. of iodin; used as a substitute for iodoform.

iodonaphthan (i''o-do-naf'tan). A compound of iodin with a naphtha product, said to be antiseptic and a local anodyne.

iodone (i'od-ön). A proprietary preparation consisting of periodid of phthalic anhydrid, $(C_6H_4C_2O_2)KI.4$. Its actions are like those of iodin, being used externally in preparations (ointments, etc.), the strength of which is regulated on the basis of their iodin content.

iodophenacetin (i''o-do-fe-nas'et-in). An iodized derivative of phenacetin; an antiseptic.

iodophenin (i''o-do-fe'nin). An iodin substitution compound of phenacetin; an antiseptic.

iodophenol (i''o-do-fen'ol). An iodin substitution compound of phenol.

iodoprotein (i''o-do-pro'te-in). A protein which contains iodin in the combined form.

iodopyrin (i''o-do-pi'rin). An iodin substitution compound of antipyrin; used as an antipyretic.

iod'osin. A certain compound of iodin and albumin.

iodospongin (i''o-do-spon'jin). An albuminoid obtained from sponges, which contains iodin in the combined form.

iodotannin (i''od-o-tan'nin). A solution of iodin and tannic acid.

iodoterpin (i''o-do-ter'pin). A compound of iodin and terpin; a substitute for iodoform.

iodotheobromin (i''o-do-the-o-bro'min). A compound of theobromin, sodium iodid, and sodium salicylate; used in aortic insufficiency.

iodotherapy (i''o-do-ther'ap-e). The treatment of disease with iodia. [Gr., *iodes*, violetlike, + *therapeia*, medical treatment.]

iodothymoform (i''o-do-thi'mo-form). An antiseptic compound of iodin, thymol, and formic aldehyd.

iodothymol (i''o-do-thi'mol). See *aristol*.
iodothyroglobulin (i''o-do-thi're-o-glob'u-lin). An iodized globulin which has been isolated from the thyroid gland.

iodothyryn (i''o-do-thi'rin). Thyro-iodin; a milk sugar trituration of the active principle of the thyroid gland in which one gram represents 0.3 milligram of iodin. The action and uses are similar to those of the *glandulae thyroïdæ siccae* [U. S. Ph.]. See also *thyroid preparations*, under *thyroid*.

iodovasal (i''o-do-va'sol). A compound of iodin and vasol.

iodozone (i''o-do-zön'). An antiseptic said to be a compound of iodin and ozone.

iodum (i-o'dum). See *iodin* [U. S. Ph., Br. Ph.]. **linimentum iodi**. Contains 2.5 per cent. of iodin and 5 per cent. of potassium iodid in glycerin and water [N. F.].

liquor iodi causticus. Contains 14 per cent. [N. F.] and 10 per cent. [Br. Ph. 1898] of iodin. Also called *Churchill's iodin caustic*.

liquor iodi compositus [U. S. Ph.]. Lugol's solution; contains 5 per cent. of iodin and 10 per cent. of potassium iodid in water.

tinctura iodi [U. S. Ph., Br. Ph.]. Syn.: *tinctura iodinii* [U. S. Ph., 1870]. A solution of iodin in alcohol. The official tincture contains, in 1,000 parts, 70 parts of iodin [U. S. Ph.].

tinctura iodi Churchill [N. F.]. Contains 16.5 per cent. of iodin and 3.3 per cent. of potassium iodid dissolved in alcohol and water.

tinctura iodi decolorata [N. F.]. Contains 8.3 per cent. each of iodin and sodium thiosulphate in water and stronger ammonia water.

unguentum iodi [U. S. Ph., Br. Ph.]. Syn.: *unguentum iodinii compositum* [U. S. Ph., 1870]. Contains in every 1,000 parts, 40 parts each of iodin and potassium iodid incorporated with benzoated lard or lard.

vapor iodi [Br. Ph., 1885]. Inhalation of iodin; a preparation consisting of a fluidram of tincture of iodin mixed with a fluidounce of water.

iohydric (i-o-hi'drik). See *hydriodic*.
i. acid. See *hydriodic acid*, under *acid*.

ion. A constituent of any salt, acid, or base formed when dissolved in water which is charged with electricity. When the charge is negative, the i. is an *anion*; when it is positive, the i. is a *cation*.

When sodium chlorid dissolves in water it dissociates into its positive i. (cation) Na and its negative i. (anion) Cl.

ion'ic. Pertaining to an ion.

ionization (i-o-ni-za'shun). The dissociation of salts, acids, and bases in solution; the process by which a chemical compound, in becoming dissolved, is resolved into anions and cations.

iothion (i-o-thi'on). Diiodohydroxypro-

pane, $C_6H_6O_2$. It acts like iodine and the iodids, being applied as an ointment.

ipecac, ipecacuanha (ip'e-kak, ip'e-kak-u-an'ah). 1. Of the U. S. Ph., the root of *Cephaelis i.* or *Cephaelis acuminata*. It contains cephalin and emetin upon which its properties depend. In small doses it is often given as an expectorant and diaphoretic, and has been used with great benefit in tropical dysentery. 2. A genus of rubiaceous plants now referred to *Cephaelis*. The principal preparations of it are: *extractum ipecacuanhae fluidum* [U. S. Ph.], *pilula ipecacuanhae cum scilla* [Br. Ph.], *pulvis ipecacuanhae et opii* (*Dover's powder*) [U. S. Ph.], *symplicium ipecacuanhae* [U. S. Ph.], *tinctura ipecacuanhae et opii* [U. S. Ph., 1890], *vinum ipecacuanhae* [U. S. Ph., Br. Ph.].

ipoh, ipoo (e'po). Syn.: *hippo*. An arrow poison probably depending upon a digitalislike body for its toxicity.

Ipomoea (i-po-me'ah). Syn.: *Batatis*. False bindweed; a genus of the *Convolvulaceae*. Several species of *I.* are used medicinally. [Gr., *ips*, a worm that eats vine buds, + *omoios*, like.]

ip'solat'eral conduction. See *homolateral conduction upon separate head*.

Ir. Chemical symbol for iridium.

iridalgia (ir-id-al'je-ah). The pain and annoyance caused by the presence of isolated synechiae in the iris. [Gr., *iris*, the iris, + *algos*, pain.]

iridectomy (ir-id-ek'to-me). Excision of a piece of the iris involving its entire breadth, from sphincter margin to peripheral attachment, thus forming an artificial pupil. [Lat., *irectomia*, from Gr., *iris*, iris, + *ektome*, a cutting out.]

iridemia (ir'id-e-me-ah). Hemorrhage from the iris. [Gr., *iris*, iris, + *aima*, blood.]

iridencleisis (ir'id-en-kl'is'is). The strangulation of a strip of the iris in a corneal incision. [Gr., *iris*, the iris, + *egklein*, to shut in.]

irideremia (ir'id-er-e-me-ah). Absence or loss of the iris, either partial or entire, acquired or congenital; sometimes intentionally produced by an operation. [Gr., *iris*, the iris, + *eremia*, a want of.]

iridescence (ir-id-es'ens). 1. The property of decomposing light into the colors of the spectrum. 2. The condition or state of being iridescent. [Lat., *iridescere*, to shine with the colors of the rainbow.]

iridescent (ir-id-es'ent). Glittering with many colors which change in different lights; possessing iridescence.

iridesis (ir-id'es'is). An operation for artificial pupil which consists in tying off a portion of the iris. [Gr., *iris*, the iris, + *desis*, a binding together.]

iridin (ir'id-in). Syn.: *irisin*, *extract of Iris versicolor*. A resinoid obtained from *Iris versicolor*. Used by eclectic physicians.

iridium (i-rid'e-um). A metallic element, very resistant to chemical reagents. Often fused with platinum, to make the latter

more resistant for chemical apparatus. The soluble salts of *i.* are actively purgative and emetic. Symbol, *Ir*; atomic weight, 192.7. [Gr., *iris*, the rainbow.]

ir'ido-. Combining form of Gr., *irido*, from Gr., *iris*, employed as a prefix in the formation of words to signify of, or pertaining to, the iris.

iridocele (ir-id'o-sel). Prolapse of the iris through a perforating wound or ulcer in the cornea. [Gr., *iris*, the iris, + *kele*, a tumor.]

iridochoroiditis (ir'id-o-ko-royd-i'tis). Inflammation of the uveal tract, i. e., of the iris and the choroid.

iridocinesis (ir'id-o-sin-e'sis). The movement of the iris (contraction and expansion). [Gr., *iris*, the iris, + *kinesis*, movement.]

iridocoloboma (ir'id-o-ko-lo-bo'mah). Congenital fissure of the iris. [Gr., *iris*, the iris, + *koloboma*, a part taken away in mutilation.]

iridocyclitis (ir'id-o-si-kl'i'tis). Inflammation of the iris and the ciliary body. [Gr., *iris*, the iris, + *cyclitis*.]

iridocyte (ir-id'o-sit). A cell which produces color by reflection or interference of rays of light; due either to its physical structure or to the presence of granules. [Gr., *iris*, the iris, + *kytos*, a cell.]

iridodialysis (ir'id-o-di-al'is'is). Rupture of the iris at its ciliary attachment, characterized by the formation of an artificial pupil. [Gr., *iris*, the iris, + *dia*, through, + *lyein*, to loosen.]

iridomotor (ir'id-o-mo'tor). Subversing motion in the iris. [Gr., *iris*, the iris, + Lat., *movere*, to move.]

iridoncus (ir-id-on'kus). A tumor of the iris. [Gr., *iris*, iris, + *ogkos*, a tumor.]

iridoplegia (ir'id-o-ple'je-ah). Paralysis of the sphincter of the iris. [Gr., *iris*, iris, + *plege*, stroke.]

iridorrhxis (ir'id-o-reks'is). Rupture or tearing away of the iris. [Gr., *iris*, the iris, + *rexis*, a breaking.]

iridosteresis (ir'id-o-ster-e'sis). The removal of the iris or a part of it. [Gr., *iris*, the iris, + *steresis*, a deprivation.]

iridotomy (ir-id-ot'o-me). An incision into the iris. [Gr., *iris*, the iris, + *tome*, a cutting.]

iris. 1. A thin, circular, contractile membrane, hanging vertically like a curtain in the anterior chamber of the eye. Its posterior surface is covered with pigment. It contains a set of circular muscular fibers, the sphincter, which contracts the pupil; and radiating fibers of elastic tissue which dilate the pupil. 2. A genus of iridaceous herbs. 3. Of the U. S. Ph., blue flag, the rhizome and rootlets of *I. versicolor*. **I. florentina**. In the U. S. Secondary List, 1870, orris root, obtained from *I. germanica*, *I. pallida*, and *I. florentina*, cathartic, and in large doses emetic; once used as a diuretic in dropsy, but now chiefly employed, on account of its delicate violet odor, as an ingredient in tooth powders and perfumes. **I. verna**, **I. vernata**. Vernal *i.*; a species growing in the southern United

States. The root is purgative. **I. versicolor.** The larger blue flag of North America, the root of which has cathartic, emetic, and diuretic properties. [Gr., *iris*, a rainbow.]

Irish moss. Seaweeds, mostly of the genus *Chondrus*, widely used as food.

irisin (i'ris-in). See *iridin*.

iritic (i-rit'ik). Pertaining to iritis.

iritis (i-ri'tis). Inflammation of the iris from whatever cause, as syphilis, gonorrhea, rheumatism, diabetes, tuberculosis, or trauma. **gonorrhoeal i.** A mixed form of i., partly plastic, partly serous, occurring in patients suffering from gonorrhoea and usually immediately preceded by an arthritic inflammation. [Gr., *iris*, the rainbow, + *itis*, inflammation.]

iron (i'ern). A metallic element. It occurs in nature both in the uncombined state (chiefly in the form of meteoric masses) and combined with oxygen and other elements, constituting a variety of elements. Atomic weight, 56. Chemical symbol, Fe. When pure, it is a silvery white metal which can be magnetized only temporarily; its properties when mixed with small amounts of other elements vary greatly. It is present in the hemoglobin of the blood. Its salts have styptic properties. The official and unofficial salts and the pharmaceutical preparations of i. are unnecessarily numerous. The inorganic salts of i. are *ferrous*, in which i. acts with the equivalence of 2, or *ferric*, in which its equivalence is 3. The ferrous salts have the advantage of being less astringent, but the disadvantage of being prone to oxidation and so becoming ferric. The object in many pharmaceutical preparations of ferrous salts is to preserve them against oxidation. *Inorganic i.* refers, not to the remainder of the molecule to which the i. is attached, but to the mode of attachment, the acetate and albuminate being considered inorganic, because they are readily dissociated and give the ordinary iron reactions. *Organic i.* is combined in such a way that dissociation does not take place readily, and the compound does not give ordinary iron reactions until the molecule has been split up. The term *masked* has been suggested as more appropriate for the organic forms just mentioned. List of poisons and their antidotes, see in *appendix*, page 939. **alcoholized i.** Pulverized i. resembles reduced i., for which it should not be mistaken. **dialyzed i.** See *liquor ferri dialysatum*, under *ferrum*. **i. acetate.** $\text{Fe}_2(\text{CH}_2\text{COO})_6$. A substance only in solution. When such a solution is boiled, the i. is precipitated as a basic iron acetate. **i. and ammonium citrate.** A mixture containing ammonium citrate and basic iron citrate. It is found in dark red scales soluble in water. **i. and ammonium sulphate.** A double sulphate of i. and ammonia. 1. Ammonioferrous sulphate, $\text{FeSO}_4(\text{NH}_4)_2\text{SO}_4 + 6\text{H}_2\text{O}$. Green crystals. 2. Ammonioferric sulphate. $\text{Fe}_2(\text{SO}_4)_3(\text{NH}_4)_2\text{SO}_4 + 24\text{H}_2\text{O}$.

Pale violet crystals. **i. and potassium sulphate.** Potassioferric alum (or sulphate), ordinary iron alum. **i. and quinin citrate.** A salt forming dark golden scales of a greenish or reddish tinge, having a bitter taste, and completely soluble in water, almost insoluble in alcohol. **i. bromid.** A compound of i. and bromin. **i. carbonate.** Ferrous carbonate, FeCO_3 , a substance occurring in the crystalline state in nature and obtained artificially by precipitation as a greenish flocculent substance, oxidizing rapidly when exposed to the air. Oxidation is prevented by mixing the precipitate with sugar, as in the official *massa ferri carbonatis* and *mistura ferri composita*, or *ferri carbonas saccharatus*. **i. chlorid.** 1. Ferrous chlorid, FeCl_2 , a green salt. 2. Ferric chlorid, $\text{FeCl}_3 + 4\text{H}_2\text{O}$, a red brown salt. Soluble in water with acid reaction. A valuable styptic. **i. citrate.** A salt of i. and citric acid. Occurs in transparent garnet crystals, readily soluble in water. **i. filings.** See *ferrum*. **i. hydroxid.** Hydrated oxid of i. **i. hypophosphite.** A salt of i. and hypophosphorous acid. **i. iodid.** Ferrous iodid. It is preserved against oxidation by sugar. **i. lactate.** Ferrous lactate, $\text{Fe}(\text{C}_2\text{H}_3\text{O}_2)_2 + 5\text{H}_2\text{O}$, a body occurring in minute greenish white crystals. **i. nucleo-albuminate.** A preparation of casein and iron. **i. oxid.** 1. Ferrous oxid, Fe_2O , a black powder. 2. Ferric oxid, Fe_2O_3 , the oxid formed when i. is burned in the fire. Used as a pigment. **i. peptonate.** A salt of i. with peptones. **i. phosphate.** 1. Ferrous phosphate $\text{Fe}_2(\text{PO}_4)_2 + 8\text{H}_2\text{O}$, a colorless substance. 2. Ferric phosphate, $\text{Fe}_2(\text{PO}_4)_3$, a yellowish substance. **i. pyrophosphate.** Ferric pyrophosphate. Made by adding sodium pyrophosphate to a solution of ferric citrate and evaporating. The product occurs in light green transparent scales. **i. sulphate.** 1. Ferrous sulphate, $\text{FeSO}_4 + 7\text{H}_2\text{O}$, a green substance soluble in water. 2. Ferric sulphate, $\text{Fe}_2(\text{SO}_4)_3$, a red substance soluble in water. **i. valerianate.** $\text{Fe}_2(\text{C}_8\text{H}_7\text{O}_2)_6$; occurring as a dark red amorphous powder. **magnetic i. oxid.** Occurs in nature as magnetite or loadstone. Natural magnets are formed from it. **Quevenne's i., reduced i.** See under *Quevenne*. [Ang.-Sax., *iren*.]

irradiation (ir'ra-de-a'shun). 1. A passing outward in lines that spread in all directions, as in the case of rays of light, or fractures of a stellate form, etc. 2. In physiological optics, a series of phenomena in which a limited field, much more brightly illuminated than the background on which it is projected, appears much larger than it really is; and reciprocally a dark limited field, projected on a bright background, appears much smaller than it is in reality. [Lat., *irradiare*, to illumine.]

irrespirable (ir-res'pir-ab-l). Of a gas, incapable of supporting life when inspired.

irrigation (ir-ri-ga'shun). 1. The act of watering or moistening. 2. The act of letting water or other fluids fall drop by drop on anything; also of cleansing by means of a stream. [Lat., *irrigatio*, from *irrigare*, to water.]

irrigator. An apparatus for irrigation.

irritability (ir'rit-ab-il'it-e). 1. Susceptibility to stimulation. 2. A condition of mind which manifests itself by fretfulness, faultfinding, complaining about trifles, or of things which are imaginary; impatience. 3. Susceptibility of the whole or a part of the body to irritating influences. 4. Of Brown, the activity or excitability of the muscular system. 5. In pathology, a morbid state of a part characterized by irritation; also the capability which tissue elements possess of undergoing nutritive and formative changes on the application of a physical or chemical stimulus. **faradic i.** The property of a tissue (e. g., muscle) by which it responds by a characteristic action to the stimulus of a faradic current. **formative i.** Of Virchow, the capacity of a cell to produce new protoplasm when excited by a nutritive irritant. **galvanic i.** The property of a tissue or part by which it responds by a characteristic action to the stimulus of a galvanic current. **hallerian i.** The property of muscular substance by which it responds by a contraction to some stimulus applied directly to itself, and quite independent of the nervous system. This is most strikingly seen in parts where nerves have not been found or where the nerve endings have been paralyzed by curare. **muscular i.** The property of muscular tissue by which it responds to some stimulus by a contraction. The stimulus may be the result of nervous action or a mechanical, thermal, or electrical action directly on the muscular substance itself. Sometimes, but incorrectly, this term is made synonymous with contractility. **nervous i.** The property of the nervous system by which it wholly or in part responds by some nervous action to a stimulus. **nutritive i., plastic i.** 1. The property of the tissues by which, under the influence of various stimuli, more or less nutritive material is taken up and transformed. 2. A stimulation or irritation leading to a special assimilation of nutritive material. [Lat., *irritabilitas*, from *irritare*, to tease.]

irritant (ir'rit-ant). Causing irritation; as a n., an agent having that effect.

irritation (ir-ri-ta'shun). 1. The act of stirring up or provoking to activity. Excitement of a bodily part or organ to excessive sensitiveness or unhealthy action. 2. The state of being irritated. **spinal i.** An affection in which pain in the back and breast are the chief symptoms. According to Brown it is caused by compression of the spinal nerves by change in the position of the vertebra through spasm of one or more spinal muscles. [Lat., *irritatio*, from *irritare*, to excite.]

isapiol (is-a'pe-ol). A substance, $C_{12}H_{14}O_4$, isomeric with apiol. Its physiological

properties differ little from those of apiol. **isatophan** (i-sat'o-fan). Methoxy-atophan. Its actions are the same as those of atophan, but it has the advantage of being tasteless.

isch-. Combining form of the Gr., *ischein*, to check; used in compound words to signify paucity or scantiness of.

ischemia (is-ke'me-ah). Temporary and local anemia due to contracting blood vessels. [Gr., *ischein*, to check, + *aima*, blood.]

ischem'ic. Adj. form of ischemia.

ischialgia (is-ke-al'je-ah). See *sciatica*. [Gr., *ischion*, the hip-joint, + *algos*, pain.]

ischidrosis (is-ki-dro'sis). Suppression of perspiration. [Gr., *ischein*, to check, + *idros*, perspiration.]

ischio-. Combining form of the Gr., *ischio-*, *ischion*, ischium; used in compound words as a prefix to signify of, or concerning, the ischium.

ischiocavernosus (is'ki-o-kav-er-no'sus). See *table of muscles*, under *muscle*.

ischiocele (is'ke-o-sel). Syn.: *ischiodic hernia*. Hernia through the great sciatic notch. [Gr., *ischion*, the hip-joint, + *kele*, a tumor.]

ischiococcygeus (is'ki-o-kok-si'je-us). See *table of muscles*, under *muscle*.

ischion. See *ischium*.

ischiopagus (is-ke-op'ag-us). A double monster in which the bodies are almost completely developed, the pelvis merge together in front, and there is but one navel. **i. tetrapus**. An i. with four lower extremities. **i. tripus**. An i. with three lower extremities. [Gr., *ischios*, the hip-joint, + *pagos*, that which has become solid.]

ischium (is'ke-um). The posterior and inferior part of the os innominatum which forms about two-fifths of the acetabulum. [Gr., *ischion*.]

ischuria (is-ku're-ah). Suppression or retention of urine. [Gr., *ischein*, to check, + *ouron*, urine.]

i'singlass. Ichthyocolla.

island (i'land). In anatomy, a structure more or less detached from a main mass and surrounded by structures of a different sort. **i's of Langerhans**. Special cells in the pancreas supposed to form an internal secretion concerned in carbohydrate metabolism. **i. of Reil**. See *insula*. [Ang.-Sax., *igland*.]

iso-. Combining form of the Gr., *isos*, equal.

iso-agglutination (i'so-ag-glu-ti-na'shun). The action of an agglutinin capable of agglutinating the red corpuscles of other individuals of the same species.

iso-agglutinin (i'so-ag-glu'tin-in). The material in the blood serum of one animal that will produce agglutination when mixed with the red blood corpuscles of the same species.

iso-amylamin (i'so-am-il-am'in). $((CH_3)_2CHCH_2CH_2NH_2)$, a constituent of ergot, in which it occurs in small amount. It is also found in putrid meat.

isobody (i'so-bod-e). An antibody active

- for the tissues of other animals belonging to the same species.
- isobutyrate** (i''so-bu'ti-rät). A salt of isobutyric acid.
- isobutyric** (i''so-bu-tir'ik). Isomeric with a butyric compound. **i. acid.** See under *acid*.
- isocasein** (i-so-ka'se-in). A substance which has been prepared from casein by drying it at 100°.
- ischolesterin** (i-so-ko-les'ter-in). A cholesterolin which Schultze has prepared from wool-fat.
- isochronism** (i-sok'ro-nizm). The property of being isochronous. [Gr., *isos*, equal, + *chronos*, time.]
- isochronous** (i-sok'ro-nus). 1. Occupying equal periods of time. 2. Recurring at regular intervals. [Gr., *isos*, equal, + *chronos*, time.]
- isococain** (i''so-ko'ka-in). A synthetical alkaloid resembling cocain; more powerfully anesthetic, but irritating.
- isocompounds**. Any chemical compounds which have the same number of atoms, with a different arrangement of the atoms in the molecule.
- isocreatinin** (i''so-kre-at'in-in). A ptomain, C₁₂H₇NaO, derived from decaying fish. [Gr., *isos*, equal, + *creatinin*.]
- isocyanate** (i-so-si'an-ät). A salt of isocyanic acid.
- isocyanid** (i-so-si'an-id). Syn.: *carbylamin*. Compounds isomeric with the cyanites (salts of prussic acid), e. g., CH₃C:N, methyl cyanid, CH₃N:C, methyl-esocyanid. The i's have a characteristic disagreeable odor.
- isocytolysin** (i-so-si-to'l'is-in). A cytolyisin which acts on the cells of animals of the same species as that from which it is derived. [Gr., *isos*, equal, + *cytolysin*.]
- isodulcite** (i-so-dul'sit). Same as *rhamnose*.
- isodynamic** (i''so-di-nam'ik). Exerting (of foods, giving rise to) an equal amount of force, measured usually in the amount of heat produced on combustion. **i. equivalent.** The amount of the various food-stuffs which are equivalent from the standpoint of heat production in the body; thus 1 part of fat by weight is equivalent to 2.3 parts of sugar or starch. [Gr., *isos*, equal, + *dynamis*, power.]
- isogamous** (i-sog'am-us). Having equal conjugating parts.
- isohematoporphyrin** (i''so-hem''at-o-por'fi-rin). Of C. A. Nobel, a reduction product of hematin, formed from hematoporphroidin; the urohematin of MacMunn.
- isohemolysin** (is'o-hem-ol'is-in). A hemolysin capable of acting against the blood of other animals of the same species as the animal producing the serum. [Gr., *isos*, equal, + *aima*, blood, + *lysin*.]
- isohemolysis** (i''so-hem-ol'is-is). Hemolysis of the blood corpuscles on injection of serum from another individual of the same species. This substance is called *isohemolysin*.
- isolactose** (i-so-lak'tös). A compound carbohydrate (hexobiose), which has been formed from galactose and glucose by the action of the enzyme from kefir kernels.
- isoleucin** (i-so-lu'sin). Methyl-ethyl-amino-propionic acid, CH₃-CH(C₂H₅)-CHNH₂.COOH. An amino-acid resembling leucin in its physical properties, which has been found widely distributed among the proteins.
- isolysin** (is-ol'is-in). A lysin which acts in dissolving cells from the same species as that in which the lysin producing cells were injected. A lysin may be thus produced by injecting red blood corpuscles of a goat into another goat and such serum will dissolve goat's red blood corpuscles. [Gr., *isos*, equal, + *lysin*.]
- isolysis** (is-ol'is-is). The hemolytic action of blood serum of one animal against another of the same species. [Gr., *isos*, equal, + *lysis*, solution.]
- isolytic** (i-so-lit'ik). Pertaining to an isolysin.
- isomaltose** (i-so-mal'tös). A compound carbohydrate (hexobiose) containing two glucose groups, which has been prepared synthetically by the action of concentrated hydrochloric acid and also by the action of an enzyme from yeast cells.
- isomer.** See *isomerid*.
- isomeric** (i-so-mer'ik). Of chemical bodies, possessing the same number of atoms, but differing as regards the arrangement of the atoms in the molecule. [Gr., *isos*, equal, + *meros*, a part.]
- isomerid** (i-som'er-id). Syn.: *isomer*. A substance which bears to another the relation of isomerism.
- isomerism** (i-som'er-ism). The property of being isomeric. At present there are three kinds of isomerism in chemical compounds: *chain*-, *nucleo*-, and *stereo*-isomerism. In the first two of these the *i.* is caused by varying the position of atoms and groups of atoms in the chain or nucleus of chemical compounds. In stereo-*i.* the *i.* is caused by changing the position of an atom or group of atoms around the same carbon atoms. [Gr., *isos*, equal, + *meros*, a part.]
- isometric** (i-so-met'rik). Having the same dimensions; said of crystals. [Gr., *isos*, equal, + *metrein*, to measure.]
- isomorphism** (i-so-mor'fism). The state of being isomorphous. [Gr., *isos*, equal, + *morphe*, form.]
- isomorphous** (i-so-mor'fus). Of the same form (said of bodies which resemble one another in chemical composition and crystallize in forms either identical or similar). [Gr., *isos*, equal, + *morphe*, form.]
- isonitroso-antipyrin** (i''so-ni-tro''so-an-te-pi'rin). A compound of nitrous acid and antipyrin; diaphoretic, diuretic, and antipyretic.
- isopepsin** (i-so-pep'sin). Of Finkler, parapeptone. [Gr., *isos*, equal, + *pepsis*, digestion.]
- isophoria** (i-so-fo're-ah). A condition in which the tension of the vertical muscles of each eye is equal, so that the visual

- lines lie in the same horizontal plane. [Gr., *isos*, equal, + *phoros*, bearing.]
- isopral** (i'so-pral). Trichlorisopropyl alcohol (CCl₃.CHOH.CH₃). A hypnotic of the chloral group.
- isoprecipitin** (i'so-pre-sip'it-in). A precipitin which is active against the serum of the same species as that from which it is produced.
- isoprene** (is'op-ren). A hydrocarbon, methyl divinyl, CH₂:C(CH₃).C:CH₂. Formed in the dry distillation of rubber. By the action of certain chemicals, it has been converted into a mass resembling rubber.
- isopropyl** (i-so-pro'pil). A univalent chemical radical (CH₃)₂CH.
- isosaccharin** (i'so-sak'ar-in). A carbohydrate of unknown constitution.
- isoscope** (i'so-sköp). An instrument devised by Helmholtz for determining the position of the vertical and horizontal lines of division in various movements of the eye. [Gr., *isos*, equal, + *skopein*, to examine.]
- isoserin** (i-so-se'rin). A hydroxy-β-amino-propionic acid, CH₂NH₂.COOH, isomeric with serin.
- Iso'spora bigeminum**. A protozoön of the order *Coccidiidea*, occasionally occurring in the intestine of man.
- isothermal** (i-so-ther'mal). Of an equal degree of heat. [Gr., *isos*, equal, + *therme*, heat.]
- isotonic** (i-so-ton'ik). Having the same tone or tension; of a muscle, a condition of constant tension in which stimulation leads to the shortening of the muscle, as opposed to the isometric condition, where there can be no change in the length of the muscle, and stimulation produces only a change in tension. **i. solutions**. Solutions which have the same osmotic pressure. [Gr., *isos*, equal, + *tonos*, a tone.]
- isotoxin** (is-o-toks'in). A toxin produced in one animal capable of affecting other animals of the same species. [Gr., *isos*, equal, + *toxin*.]
- isotropic** (i-so-trop'ik). 1. Equally endowed with a certain quality (e. g., elasticity, radiating power, conductivity of light and heat) in all parts or directions, especially of muscular tissue refracting equally in all directions, and hence singly refractive. See also *anisotropic*. 2. Of Pflüger, so constituted that any organ might develop from any part of it (said of an ovum). [Gr., *isos*, equal, + *tropé*, a turning.]
- isotropy** (i-sot'ro-pe). The state or quality of being isotropic. **i. of the ovum**. A supposed fusion of the nuclei of the two sexual elements in the process of fecundation.
- isouretin** (i-so-u'ret-in). Formanidoxin, NH₂.CH:NOH. Isomeric with urea.
- is'sue**. 1. The action of going, passing, or flowing out; termination, end, close; offspring, progeny, descendants. 2. A chronic discharging ulcer, especially one purposely kept open to act as a counter-irritant. [Mid. Eng., from old Fr.]
- isthmus** (isth'mus). 1. Any narrow passage, like that of the fauces. 2. The narrow portion of the brain between the cerebrum and the cerebellum and medulla oblongata. **gyral i.** Syn.: *cuneate convolution*. The union between the precentral and postcentral gyri occasioned in some brains by the complete interruption of the central fissure on each side. **i. faucium**. The constriction separating the cavity of the mouth from that of the pharynx. **i. of the meatus auditorius**. The narrowest portion of the meatus auditorius, at the margin of the inner third of the osseous portion. **i. of the oviduct**. The comparatively narrow and straight mesal half of the oviduct. **i. of the thyroid body (or gland)**. A transverse portion of the gland which connects the two lateral lobes near the bottom. **i. of the uterus**. That moderately constricted part which marks the junction of the body with the neck of the organ. **i. prostaticae**. Of Huschke, the median lobe of the prostate. **i. tubae Eustachii**. The narrowest part of the eustachian tube. **i. urethrae**. 1. The membranous portion of the male urethra. 2. In the female, the least dilatable portion of the urethra, situated somewhat above the middle of its course. [Gr., *isthmos*, a neck, a narrow passage.]
- Italian juice**. Liquorice extract made in Calabria.
- itch**. Syn.: *pruritus*. An uneasy sensation of irritation in the skin, which is relieved by scratching. Applied also to the disease, *scabies*. Varieties of it are: **dhobie i.**; **ground i.**; **laundryman's i.**; **Malabar i.**; **toe i.** [Old Eng., *siccan*, to itch.]
- ite**. A suffix corresponding to the Fr., *-ite*, the Lat., *-ita*, and the Gr., *-ites*, used to form adjectives and nouns with the significance of *connected with or belonging to*.
- i'ter**. A road, way, passage. **i. ad infundibulum**. A small opening in the floor of the third ventricle of the brain, communicating with the infundibulum. **i. a tertio ad quartum ventriculum**. See *aqueduct of Sylvius*. **i. chordae anterioris**. The anterior canal in the outer wall of the tympanic cavity for the exit of the chorda tympani; the canal of Huguier. **i. chordae posterioris**. The posterior canal in the outer wall of the tympanic cavity, which gives entrance to the chorda tympani. **i. dentium**. The passage by which a permanent tooth passes out to the surface of the gum. [Lat., *iter*, from *ire*, to go.]
- itis**. A suffix from the Gr., *ites*, *itis*, later used to qualify *nosos*, disease expressed or understood, and in modern English medicine used to signify inflammation.
- it'rol**. Silver citrate; used as an antiseptic.
- i'vain**. A bitter substance obtained from the alcoholic extract of *Achillea moschata*.
- i'vaol**. A liquid obtained by distilling oil of *Achillea moschata*.
- ivory** (i'vo-re). The dense, white, elastic substance of the tusks of the elephant,

etc. Its chemical composition resembles that of bone and of the teeth. **decalcified i.** I. which has been deprived of its inorganic constituents by the action of an acid. It shrinks when dried and expands when wet. Used to dilate the cervix uteri. **i. black.** See *carbo animalis*, under *carbo*. [Lat., *ebur*.]

Ixodes (ix-o'dés). A genus of the class *Arachnida* and the order *Acarina*, being ticks without eyes but with long palpi and six ventral shields. **I. annulus.** See *I. bovis*. **I. autumnalis.** See *I. hexagonus*. **I. bovis.** Syn.: *Margaropus annulatus*, *Boöphilus bovis*. The cattle tick of North and South America, Africa, Europe, and Japan. The female sucks the blood of cattle and infects them with *Babesia bigemina*, the parasite of Texas cattle fever. **I. camelinus.** Syn.: *Hyalomma aegyptium*. A tick of Egypt and India attacking sheep, goats, cattle, and man. **I. hexagonus.** The European dog

tick, said to transmit *Babesia canis*. **I. leachi.** Syn.: *Haemaphysalis*. A species of dog tick transmitting *Babesia canis*. **I. marmoratus.** See *I. reticulatus*. **I. reticulatus.** Syn.: *Dermacentor reticulatus*. A tick of Europe and Asia, erroneously thought to convey Rocky Mountain fever. **I. ricinus.** The castor oil tick of man, sheep, goats, horses, dogs, cats, bats, and birds of America, Europe, and Africa. It acquires *Babesia bigemina* in the adult stage and transfers it to cattle in the larval stage. **I. rufus.** The common dog tick. **I. sanguineus.** Syn.: *Eurhipicephalus sanguineus*. See *I. rufus*. **I. unipunctus.** A species of tick found in the United States which attaches itself to the human skin, spreading *Babesia canis*. [Gr., *ixodes*, from *ixos*, the mistletoe, + *eidōs*, resemblance.]

iz'al. A proprietary disinfectant formed in the dry distillation of coal.

J

jaborandi (jab-o-ran'de). 1. A name for numerous plants possessing sialagogue and sudorific properties. Recently, the *Pilocarpus pinnatifolius*. 2. The leaves of several species of *Pilocarpus* (*q. v.*). [Brazilian.] **j. leaves.** The leaves of *Pilocarpus jaborandi*. [Lat., *Jaborandi Folia*, Br. Ph., *Pilocarpus*, U. S. Ph.] **tinctura j.** A 20 per cent. tincture of jaborandi [Br. Ph. 1898.]

jaborandin (jab-o-ran'din). See *pilocarpin*. [Lat., *jaborandina*.]

jaboridin (jab-o'rid-in). An amorphous base, probably $C_{10}H_{12}N_2O_3 = C_{10}H_{14}N_2O_2 - H_2 + O$, an oxidation product of pilocarpidin, having an action like atropin.

jaborin (jab'o-rin). An alkaloid, $C_{11}H_{16}N_2O_5$, prepared by heating a concentrated acid solution of pilocarpin; having properties much like those of atropin.

Jacaranda (jak-ah-ran'dah). A genus of the *Bignoniaceae*. **J. caroba.** A Brazilian species the leaves of which are used as a diaphoretic and diuretic. Other species of *J.* are sometimes mentioned, but none of them is of much importance.

Jaccoud's sign (ghah-kooz'). A precordial systolic creeping movement, observed in cardiac symphysis. [Sigismund Jaccoud, Fr. physician, 1830-1912.]

jack'et. A fixed bandage made of plaster of Paris or leather applied to the trunk to immobilize the spine in Pott's disease, scoliosis, and sacro-iliac disease. **strait-j.** See *camisole*.

jackso'nian. Described by *J. Hughlings Jackson*. **j. epilepsy.** See *cortical epilepsy*, under *epilepsy*. [*J. Hughlings Jackson*, English physician, 1834-1911.]

Jacobson's organ. The canal a few mm. in length, which extends along the septum

of Stenson's duct to end in a blind extremity. It is the homologue of a more extensively developed organ, in some animals having a more acute sense of smell. In man it is only rudimentary. [Ludwig Levin Jacobson, Dutch anatomist, 1783-1843.]

Jacob's ulcer. See *rodent ulcer*, under *ulcer*. [Arthur Jacob, Irish ophthalmologist, 1790-1847.]

jactation (jak-ta'shun). Tossing about from restlessness. [Lat., *jactatio*, from *jactare*, to throw.]

Jaffe's creatinin test. Consists of treating an aqueous solution of creatinin with a solution of picric acid and a small amount of sodium hydroxid. A red solution is formed which becomes yellow on addition of acid. **J's indican test.** A test for urinary indican. The indican is first hydrolyzed by the action of concentrated hydrochloric acid, then the indoxyl formed is converted into indigo blue by the action of chlorid of lime. See also *Obermayer's indican test*. **J's test for indican in urine**, see in appendix, pages 894, 895. [Max Jaffe, Ger. chemist, 1841-1911.]

jal'ap. The purgative root of several species of the *Convolvulaceae*, especially of *Ipomoea purga* (see *jalapa* [1st def.]). **Tampico j.** The root of *Ipomoea simulans*. [Lat., *jalapa*, from *Jalapa*, a city of Mexico.]

jala'pa. Syn.: *radix jalapae*, or *jalapi*. 1. Of the U. S. Ph., true jalap, the tuberous roots of *Exogonium purga*; of the Br. Ph., of *Ipomoea purga*. Used as an active hydrogogue cathartic, especially combined with other drugs. 2. The genus *Mirabilis*. **extractum jalapae.** An extract pro-

duced by macerating jalap in alcohol and subsequently in water and mixing the evaporated extracts [Br. Ph., 1898]. **pilulæ jalapæ**. A preparation of 3 parts of jalap soap and 1 part of powdered jalap; convert this into $\frac{1}{10}$ gram pills, sprinkle with lycopodium, and dry well. **pulvis jalapæ compositus** [U. S. Ph., Br. Ph.]. A preparation consisting of 35 parts of j. and 65 parts of cream of tartar [U. S. Ph.]; or 3 of j., 6 of cream of tartar, and 1 part of rhizome of ginger [Br. Ph.]. **resina jalapæ** [U. S. Ph., *jalapæ resina*, Br. Ph.]. A resin obtained by exhausting jalap with alcohol, forming yellowish brown, brittle masses with sweetish odor and somewhat acid taste, readily soluble in alcohol, only partially soluble in ether, the insoluble portion being *convolvulin*. **tinctura jalapæ** [N. F., Br. Ph.]. A preparation representing 20 per cent. of jalap.

jal'apin. The term has been applied to the active resin, properly called *convolvulin*, as well to the inactive resin obtained from jalap, to which alone it should be given. See *convolvulin*. [Lat., *jalapina*, *jalapium*.]

jam'bul. The bark of the root of *Eugenia jambolana*, rose apple, a tree of the West Indies, possessing astringent properties.

James's powder. Antimonial powder. A mixture of 33 parts of antimony oxid with 67 [U. S. Ph.] (or 66 [Br. Ph.]) parts of calcium phosphate. [Robert James, Eng. physician, 1705-1776.]

japaconin (jap-ak'on-in). An alkaloid, $C_{20}H_{41}N_2O_2$, closely resembling aconin.

japanonin (jap-ak-on'it-in). Aconitin obtained from Japanese aconite root. It acts like crystalline aconitin, but is said to be more toxic.

Japanese gelatin. See *vegetable gelatin*, under *gelatin*.

jar. A vessel with a wide mouth.

jargonaphasia (jar'go-naf-a-ze-ah). A type of aphasia in which there is great speech mixture.

Jasminum (jas'min-um). Jasmin or jessamin; an extensive group of plants constituting the principal genus of the jasminworts. **J. officinale**. The common white or white-flowered jasmin; a native of India, but acclimatized in central and southern Europe. The flowers, once used in European medicine as a neurotic and emollient remedy, are now valued only for the jasmin oil which is used in perfumery. [Pers., *yasmin*.]

Jatropha (jat'ro-fah). A genus of euphorbiaceous plants. **J. curcas**. The angular-leaved physic nut; a native of tropical America and domesticated in the East Indies. The seeds, the so-called Barbados nuts, are emetic and cathartic, though it is said they may be safely eaten, if deprived of their outer coverings. They were once largely used in European medicine. They contain an oil which is a drastic purgative. [Gr., *iatro*, a surgeon, + *trephein*, to nourish.]

jaundice (jawn'dis). See *icterus*. **car-**

diac j. J. due to insufficiency of the tricuspid valves. **catarrhal j.** See *catarrhal icterus*, under *icterus*. **false j.** See *hematogenous j. febrile j.* See *Weil's disease*. **hematogenous j.** Syn.: *hematogenous cholemia*. J. due to a disorganization of the blood in which the coloring matter is set free. **hepatogenous j.** Syn.: *hepatogenous cholemia*. J. produced by the absorption of bile into the blood after it has been formed in the liver, owing to some obstacle to its escape through the proper channels. **mechanical j.** J. dependent upon mechanical obstruction of the bile ducts by calculus or inflammatory deposits within, or by pressure of tumors, etc., from without. [Old Eng., *jaunes*, *jaunis*, *jaxnes*.]

jaw. A bone or a bony structure forming a portion, fixed or movable, of the apparatus by which the teeth are brought together; also, in the lower animals, any structure serving a similar purpose; of an instrument, either one of the opposing parts by which it is made to grasp an object. **big j.** A common term in Montana for actinomycosis. **locked j.**, **lock-j.** See *trismus*. **lumpy j.** A popular term for actinomycosis. [Mid. Eng., *jawe*, from *cheooven*, Ang.-Sax., to chew.]

jecorin (jek'or-in). A substance obtained from horse's liver and also from the liver and spleen of other animals. It is soluble in ether and is assumed to be a compound of lecithin and carbohydrate. [Lat., *jecur*, the liver.]

jecorol (jek'or-ol). A proprietary preparation, claimed to be a substitute for cod-liver oil.

Jeffersonia (jef-fer-so'ne-ah). Twin leaf; a genus of the *Berberidaceæ*. **J. bartonisi**, **J. binata**, **J. diphylla**. Ground squirrel pea; a species sometimes substituted for senega. It is emetic in large doses. It contains an acrid principle like polygalic acid. [Named for T. Jefferson, president of the U. S., 1743-1826.]

jejunitis (jej-u-ni'tis). Inflammation of the jejunum. [Lat., *jejunum*, empty, + *itis*, inflammation.]

jejuno-. Combining form of Lat., *jejunum*, empty, referring to the jejunum.

jejunocolostomy (jej'u-no-ko-los'to-me). The formation of an artificial communication between the jejunum and the colon. [Lat., *jejunum*, empty, + Gr., *kolon*, colon, + *stoma*, an aperture.]

jejuno-ileostomy (je''ju-no-i-le-os'to-me). The formation of an artificial communication between the jejunum and the ileum. [Lat., *jejunum*, empty, + *ileum*, ileum, + Gr., *stoma*, an aperture.]

jejunostomy (je''ju-nos'to-me). The operation of making a more or less permanent opening into the jejunum. [Lat., *jejunum*, empty, + Gr., *stoma*, an aperture.]

jejunotomy (jej-u-not'o-me). Incision into the jejunum. [Lat., *jejunum*, empty, + Gr., *temnein*, to cut.]

jejunum (je-ju'num). The upper two-fifths of that part of the small intestine below the duodenum; so called because

it was formerly supposed to be empty after death. [Lat., *jejunum*, from *jejunus*, fasting.]

jelly. See *gelatina*. **glycerin j.** An emollient preparation of glycerin and soap with enough water to form a jelly. **Wharton's j.** See *gelatin* of Wharton, under *gelatin*. [Lat., *gelatina*.]

Jendrassik's test (yen-drah'siks). The pulling of the clenched hands apart while taking the patella reflex; reinforcement.

jenne'rian. Described by Edward Jenner. **j. inoculation**. See *vaccination*.

jemmerization (jen-er-iz-a'shun). Production of immunity to a disease by one or more inoculations with organisms or their products which produce the disease. *Vaccination*.

jequirity (je-kwir'it-e). See *Abrus precatorius*.

jerk. A sudden muscular movement. **jaw-**

j. A phenomenon consisting in a contraction of the muscles of mastication upon an extensile impulse similar to that in patellar tendon reflex. It is produced by a stroke downward on the lower teeth or chin when the mouth is well opened.

j. finger. See *trigger finger*, under *finger*. **knee j.** A phenomenon described by Erb as "patellar tendon reflex." It consists in the spasmodic contraction of the quadriceps femoris produced by a quick stroke upon the patellar tendon when the leg is slightly flexed. Normally it is rarely absent. It is of great diagnostic importance in diseases of the spinal cord.

jer'vin. An alkaloid, $C_{30}H_{46}N_2O_3 + 2H_2O$ (or $C_{27}H_{42}N_2O_3$), obtained from *Veratrum album* and other species of *Veratrum*. [Lat., *jervina*.]

jessamin (jes'sam-in). See *Jasminum*.

Jes'uits' bark. An old name, still used occasionally, for cinchona.

jug'ger. See *dermatophilus*.

Johann Hoff's malt extract. A dark, reddish brown proprietary extract, having a flat, faintly sweet taste.

joint. See *articulation*. [B. N. A., *articulatio*.]

ball-and-socket j. See *enarthrosis*. **condyloid j.** A j. allowing of all varieties of angular movements and circumduction (e. g., the wrist and metacarpophalangeal articulations). **dovetail j.** See *suture*. **false j.** See *falsely articulation*. **flail j.** An extremely relaxed j., the distal part of the limb being practically beyond the control of the will. **ginglymoid j.** See *ginglymus*. **gliding j.** See *arthrodia*. **hinge j.** See *ginglymus*. **pivot j.** See *trochoid articulation*, under *articulation*. **screw-hinged j.** A form of *ginglymus* in which the movement takes place in a slightly spiral direction, as at the humero-ulnar articulation, as at the humero-ulnar articulation.

synovial j. A j. where there is motion and the interior of the j. is lubricated with synovia. **wheel-and-axle j.** See *trochoid articulation*, under *articulation*. [Lat., *junctura*, from *jungere*, to join.]

Jolles' test for bile pigment. Urine which has been shaken with chloroform and barium chlorid is then centrifugalized.

The chloroform barium sediment is suspended in alcohol and treated with an acidified solution of iodine and mercuric chlorid in alcohol. A bluish green or green color indicates the presence of bile pigments. [Adolph Jolles, Austrian chemist, living.]

joss-sticks. A Chinese preparation of punk combined with perfume and made into slender sticks. They are burned to deodorize sickrooms or to drive off mosquitoes.

Ju'glans. 1. The walnut; a genus of the *Juglandaceae*. 2. The butternut root bark, formerly official. It is a mild cathartic.

J. cathartica, **J. cineres**. Butternut, oil nut, white walnut, a species found in North America. The inner root bark is a mild cathartic used in chronic constipation. **J. nigra**. Black walnut; found in the United States, having properties like those of *J. regia*. **J. regia**. The common European walnut tree. The unripe fruit and the external layers of the nut have been used as a vermifuge. [A contraction of *Jovis glans*, i. e., nut of Jupiter.]

ju'glone. A substance obtained from *Juglans regia*; an active sternutatory.

jugular (jug'u-lar). Pertaining to the throat or the neck. **j. fossa**. See under *fossa*. **j. glands**. See *cervical glands*, under *gland*. [Lat., *jugularis*, from *jugulum*, the throat.]

ju'gum, pl., *juga*. A connecting structure like a yoke. **juga alveolaria** (*mandibular*). The alveolar eminences. **juga cerebrialia**. The elevations on the inner surface of the skull which separate the *impressiones digitatae*. **juga cervicis uteri**. See *arbor vitae uterina*. **j. petrosium**. See *arcuate eminence*, under *eminence*. [Lat., from *jungere*, to join.]

juice (jüs). The liquid that exudes or may be expressed from any portion of an organism. **alimentary j's**. See *digestive j's*. **artificial gastric j.** A digestive fluid prepared by adding pepsin or an extract of the gastric mucous membrane to water containing 0.3 per cent. of hydrochloric acid. **cancer j.** The milky fluid exuding from cancerous tissue. **digestive j's**. Fluids secreted by specialized glands and poured into the digestive apparatus of animals or on to the surfaces of the leaves of insectivorous plants. These j's contain digestive ferments. See *saliva*, *bile*, *gastric j.*, *intestinal j.*, and *pancreatic j.* **enteric j.** See *intestinal j.* **gastric j.** Syn.: *ferment of stomach*. A fluid poured into the stomach by the gastric glands during the process of digestion. It consists of water and salts, pepsin, rennin, and a little free hydrochloric acid. Its principal action is the dissolution of proteids which it changes into the diffusible peptones and proteoses. **intestinal j.** Syn.: *intestinal fluid*. A clear, yellowish, viscid fluid, having a specific gravity of 1.010 and a strongly alkaline reaction. It is the secretion of Lieberkühn's crypts and the total amount ob-

tained from the intestine after one meal was estimated by Bidder and Schmidt at 10½ fl. oz. It may contain inverting enzymes, which change the disaccharids to the monosaccharids, and also proteolytic enzymes, especially erepsin. **Italian j.** Licorice extract made in Calabria. **joint j.** See *synovia*. **muscle j.** See *muscle plasm*, under *plasm*. **nutrient j.** The blood plasma, from its conveying nourishment to the tissues. **pancreatic j.** The clear, viscid, alkaline, digestive j. produced by the pancreas. It contains albumin, a small amount of fats and soaps, a large amount of sodium carbonate, and three different enzymes: *proteolytic (trypsin)*, *amylolytic (amylase)*, and *lipolytic (lipase or steapsin)*. Pancreatic j. is a universal digester. **preserved vegetable j's.** A name sometimes applied in England to tinctures made by adding alcohol to the expressed j's of plants. **Spanish j.** Licorice extract made in Catalonia. **testicle j.**, **testicular j.** The extract made from the testes. **tissue j.** The extract made from the tissues, usually by submitting them to great pressure. [Lat., *jus*, broth.]

Ju'juba. 1. The genus *Zizyphus*. 2. See *jujube*.

ju'jube. The fruit of several species of *Zizyphus*, especially *Zizyphus vulgaris*. J's have been used in the form of decoction in pectoral complaints, and a paste—*j. paste*—made with gum arabic and sugar dissolved in a decoction of the fruit, is used as a demulcent. [Lat., *jujuba*.]

ju'lep. A drink composed of sweetened liquor. A beverage composed of brandy or whiskey, with sugar, pounded ice and mint; called also *mint-julep*. [Fr., *julep*.]

juniperin (ju-nip'er-in). A resinlike substance obtained from juniper berries.

Juniperus (ju-nip'er-us). Syn.: *fructus juniperi*, *baccae juniperi*. 1. The junipers. 2. Of the U. S. Ph., juniper or juniper berries (fruit of *J. communis*).

They have when crushed an aromatic odor and a spicy, sweetish, terebinthinous taste. They are mildly stimulant and diuretic.

jun'ket. A delicate preparation for the sick, made by warming milk, adding rennet, sugar, and nutmeg, and allowing it to stand until it becomes stiff.

jurisprudence (ju-ris-pru'dens). The science or system of law. **medical j.** The application of medical knowledge to the discussion and settlement of legal questions. **microscopical j.** Of *R. H. Ward*, the use of the microscope in j. **pharmaceutical j.** That branch of j. which has to do with the legal responsibilities connected with the commercial handling of drugs. [Lat., *jurisprudentia*, from *jus*, law, + *prudencia*, a forecasting.]

jury-mast. An upright bar used in supporting the head in cases of Pott's disease.

jus. See *broth*. **j. bovinum.** See *beef-tea*, under *beef*.

jusculum (jus'ku-lum). See *broth*. [Lat., *jus*, broth.]

justo major (jus'to ma'jor). Abnormally large in all directions.

justo minor (jus'to mi'nor). Abnormally small in all directions. See *pelvis equaliter*, under *pelvis*.

Justus' test for syphilis. The falling of the hemoglobin percentage in the blood from ten to twenty points in from three to twenty-four hours following the administration of a large dose of mercury in a person who has syphilis.

jute. The fiber of *Corchorus capsularis*, *Corchorus olitorius*, and other species of *Corchorus*; used as a substitute for both lint and sponges in surgical dressings.

juvenile (ju'ven-il). Young; relating to a child; characteristic of youth. [Lat., *juvenis*, young.]

juxtaposition (juks'tah-po-zish'un). An adjacent situation. [Lat., *juxta*, near, + *positio*, place.]

K

K. The chemical symbol for the element *potassium* (kalium).

Ka. Abbreviation for cathode.

kairin (ki'rin). An artificial alkaloid derived from quinolin; formerly used as an antipyretic.

kairocoll (ki'ro-kol). An artificial alkaloid, C₂₁H₁₁NO₂, obtained from quinolin.

kairolin (ki'ro-lin). Methylquinolin hydrid, C₁₀H₁₅N, or kairin less an atom of oxygen; an antipyretic.

kakke (kahk'ka). Beriberi (Japanese).

kakodyl. See *cacodyl*.

kala-azar (kah-la-az'ar). Syn.: *Dumdum fever*. A very fatal epidemic febrile disease observed in Assam. It is due to a

parasite called *Leishmania Donovanii*; probably transmitted by the bite of a species of the *Conorhinus*, *Conorhinus rubrofasciatus*.

ka'li. Potassium. [Lat.]

kaligenous (ka-lij'en-us). Producing potash. [Lat., *kali*, potash, + Gr., *gennan*, to engender.]

ka'lium. See *potassium*. Used in combination with chemical terms. [*Kali*, potash.]

Kalmia (kal'me-ah). American laurel; a genus of heathworts. [From *Peter Kalm*, a Finnish traveler.]

kamala (kam'al-ah). Syn.: *glandulae k.* or *rottlerae*. 1. Of the U. S. Ph., 1890,

- a powder consisting of the glands and hairs from the fruits of *Mallotus philippinensis*. It is actively cathartic and a very efficient teniafuge. 2. The tree furnishing this powder.
- kam'al-in.** See *rottlerin*.
- Kandahar' sore.** A sore similar to the Delhi boil, affecting inhabitants of Kandahar.
- ka'olin.** China clay. A native silicate of aluminum, the product of a decomposition of feldspar and quartz. It has been used as a coating for pills and for clarifying wines. **cataplasma kaolini** [U. S. Ph.]. Clay poultice; this was introduced into the pharmacopeia to serve as a substitute for numerous proprietary preparations at present on the market. The type of preparation is very old. [Lat., *kaolinum*, U. S. Ph., Br. Ph.]
- kar'akin.** An intensely bitter, white crystalline substance, apparently a glucosid; obtained from the nuts of the karaka (*Corynocarpus laevigata*).
- Karell's treatment for "anasarca."** [Philip Karell, Russ. physician.] See in appendix, page 916.
- karyokinesis** (kar''e-o-kin-e'sis). Syn.: *direct cell division, nuclear cell division*. The series of changes taking place in a nucleus during indirect or mitotic cell division. [Gr., *karyon*, nut, kernel, nucleus, + *kinesis*, movement (*kinein*, to move).]
- karyokinetic** (ka're-o-ki-net'ik). 1. Pertaining to karyokinesis. 2. Ameboid.
- karyoklasis** (kar-e-ok'las-is). See *karyorrhexis*.
- karyolysis** (kar-e-ol'is-is). Nuclear destruction by a solution of the chromatic material, as in parenchymatous nephritis. [Gr., *karyon*, nucleus, + *lysis*, loosening.]
- karyolytic** (ka're-o-lit'ik). Concerned in or resulting from the breaking up of nuclei. **k. figure of Auerbach.** See *Auerbach's vacuole, under vacuole*.
- karyomitome** (ka-re-o-mi-töm). See *nuclear fibril, under fibril*. [Gr., *karyon*, a nucleus, + *mitos*, a thread.]
- karyomitosis** (kar''e-o-mi-to'sis). See *karyocinesis*. [Gr., *karyon*, nucleus, + *mitos*, thread.]
- karyoplasm** (kar'e-o-plazm). The substance or material composing a nucleus, as distinguished from that of a cell body (protoplasm or cytoplasm). [Gr., *karyon*, nucleus, + *plasma*, matter, from *plassein*, to form.]
- karyoplas'mic.** Pertaining to karyoplasm.
- karyorrhesis** (kar''e-or-rek'sis). Nuclear disintegration by fragmentation of the chromatin, as in nuclear fragmentation in tubercles. [Gr., *karyon*, nut, + *rexsis*, split.]
- karyosoma** (kar''e-o-so'mah). One of the nucleolarlike bodies of irregular form, developed from the remnant of the germinal vesicle (female pronucleus). They at first stain equally throughout. Afterward they become spherical, and there appears a central pale spherule not stain-
- ing, and two deeply staining chromatin spherules attached to its poles. The term applies to the body when in this latter stage. [Gr., *karyon*, a nucleus, + *soma*, the body.]
- katabolic** (kat-ah-bol'ik). See *catabolic*.
- katabolism** (kat-ab'ol-ism). See *catabolism*.
- kataplasia** (kat-ap-la'se-ah). A reversionary metamorphosis causing a reversion of a cell undergoing atrophy or degeneration to a type representing an embryonic or developing cell. [Gr., *kata*, down, + *plassein*, to form.]
- katastal'sis.** The movement, as of a nerve impulse, from above downward. [Gr., *katastellein*, to check, or send downward.]
- katatonía** (kat-a-to'ne-ah). Originally used by Kahlbaum as defining a psychosis with marked muscular tensions; by Kraepelin used for a subgroup of dementia precox patients.
- kath'arol.** A name applied to a solution of hydrogen peroxid.
- Kauri.** *Dammara australis*. **K. copal, K. gum, K. resin.** A kind of copal derived from various species of *Dammara* and coming chiefly from Polynesia.
- kava, kava-kava** (kah'vah). Written also *kaua*. See *Piper methysticum*. Kava rhizome is official in the Br. Ph. **alpha k. resin.** A resin obtained from k. by extracting successively with alcohol and petroleum ether. It contains the active principle of the plant. [*Polynesian*.]
- kavain** (kav'ah-in). A neutral principle extracted from the root of *Piper methysticum*.
- Keeley cure.** See *gold cure, under cure*.
- keep'er.** See *armature*.
- kefir, kefy'r** (kef'er). A Caucasian alcoholic drink made by fermenting milk and buttermilk; used as a stimulant and nutrient. **k. fungi.** A mixture of bacteria and yeast, capable of causing lactic acid fermentation of milk. Used in the preparation of k. kumyss.
- ke'lene.** A name applied to the ethyl chlorid of the U. S. Ph.
- kel'lin.** A principle obtained from *Ammi visnaga*; said to act on, the heart and spinal cord.
- Kelling's test in examination of stomach contents,** see in appendix, page 904.
- keloid** (ke'loyd). A connective tissue new formation in the skin and often occurring after traumatism most commonly of the lobe of the ear, the breast, and the face. It is of unknown origin. It occurs most frequently in the negro race. The only difference between a keloid and a scar is that the former extends beyond the limits of the latter and tends to grow. **acne k.** This is a mass of hypertrophic scars which occurs on the nape of the neck at the border of the scalp as a result of a suppurative folliculitis. **k. en plaque.** A circumscribed hard plate, embedded in the skin and elevated very little or not at all above the surface. [Gr., *kelis*, a scar, + *eidós*, resemblance; also written

cheloid, as if derived from the Gr., *chele*, claw.]

kelotomy (ke-lot'o-me). An operation for the relief of strangulated hernia by incision through some of its coverings, and section of the tissues that constrict its neck. [Gr., *kele*, a hernia, + *temnein*, to cut.]

kelp. 1. Burnt seaweed, British barilla, incinerated sea wrack; an impure alkaline mass, consisting of impure sodium carbonate, sulphate, chlorid, and iodid, and potassium sulphate and chlorid; a source of iodine, though displaced to a great extent by barilla. 2. Any large dark colored seaweed, particularly the *Laminaria*.

kenotoxin (ken-o-toks'in). Hypothetical toxin (Weichardt) produced in muscular exertion, which causes symptoms of fatigue. [Gr., *kenos*, empty, + *toxin*.]

kephalin (kef'al-in). See *cephalin*.

keracele (ker'as-el). Of the veterinarians, a horny tumor upon the external surface of the hoof in horses. [Gr., *keras*, a horn, + *kele*, a tumor.]

ker'asin. A substance occurring in the gum of cherry, apricot, peach, and plum trees.

keratectasia (ker''at-ek-ta'zhe-ah). Bulging of the cornea that has become soft and pliant from *keratitis pannosa*. [Gr., *keras*, a horn, + *ektasis*, a stretching.]

keratectomy (ker-at-ek'to-me). Properly, excision of a portion of the cornea; as commonly used, the operation of extracting a cataract, also an incision into the anterior chamber for letting out pus or blood. [Gr., *keras*, a horn, + *ektome*, cutting out.]

keratin (ker'at-in). One of the classes of protein substances, present abundantly in the horny structure of the epidermis, the hair, the hoofs, feathers, shells of tortoises, horns, etc. The k's contain an unusual amount of sulphur and yield up on hydrolytic cleavage an abundance of cystine. Used in the preparation of pills and capsules which are intended to pass through the stomach unchanged. The keratin of commerce is extremely impure, and worthless for coating pills. [Gr., *keras*, a horn.]

keratitis (ker-at-i'tis). Inflammation of the cornea. It may be superficial or deep, acute or chronic. The symptoms are pain, photophobia, lachrimation, more or less opacity of the cornea, ciliary injection, vascularity of the cornea (rarely extending beyond the periphery except in pannus), and diminution of vision.

aspergillar k. Due to infection of the cornea with a mold. **bullous k.** K. with blebs on the surface of the cornea.

cretaceous k. A calcareous degeneration of the corneal epithelium which is idiopathic and develops slowly. **dendritic k.** A branching ulcer on the cornea.

granular k. See *pannus*. **herpetic k.** A rare form of k. attacking only the epithelial layers of the cornea. Small spots of denuded epithelium give the appearance of herpes. True

herpes of the cornea also occurs. **hypopyon k.** K. ulcerosa complicated with the presence of pus in the anterior chamber. **interstitial k.** K. in which the substantia propria is the part of the cornea primarily involved. **k. a frigore.** K. due to exposure to cold. **k. bullosa.** See *bullous k.*

k. disciformis. Disk-like or annular k., characterized by the formation of a gray disk in the middle layers of the cornea. **k. maculosa.** K. characterized by numerous grayish round spots in the cornea, with ill-defined borders, in the superficial or subepithelial layers. **k. mycotic.** A form of k. due to the *Aspergillus fumigatus*. **k. neuroparalytica.** A chronic k. which comes on after paralysis of the ophthalmic division of the fifth nerve. The eye loses its sensibility, becomes rough and dry, and later on infected. **k. punctata.**

A form of k. with deposits of opaque material in spots on the membrane of Descemet. It is always secondary to disease of the iris, the choroid, or the vitreous. **lagophthalmic k.** A form of k. due to imperfect covering of the cornea by the lid, with consequent drying of the corneal surface. **reaper's k.**

Traumatic k. induced by contact of the beards of grain with the cornea. **ribbon-shaped k.** K. due to a trophic degeneration of the anterior layer of the cornea. [Gr., *keras*, a horn, + *itis*, inflammation.]

ker'ato-, ker'at-. Combining form of Gr., *keras*, horn; used to signify relating to horny substances or to the cornea of the eye.

kerato-angioma (ker''at-o-an-je-o'mah). Another name for *angiokeratoma*.

keratocele (ker'at-o-sel). Protrusion from the cornea of that part of the membrane of Descemet that has formed the floor of a previous ulcer. See *desemetoecele*. [Gr., *keras*, a horn, + *kele*, hernia.]

keratocentesis (ker''at-o-sen-te'sis). The operation of puncturing the cornea. [Gr., *keras*, a horn, + *kentesis*, perforation.]

keratochromatosis (ker''at-o-kro-mat-o'sis). A diffuse discoloration of the superficial layers of the cornea. [Gr., *keras*, a horn, + *chroma*, color.]

keratoconjunctivitis (ker''at-o-kon-junk-tiv-i'tis). Associated inflammation of the cornea and conjunctiva. [Gr., *keras*, a horn, + *conjunctivitis*.]

keratoconus (ker-at-o-ko'nus). See *conical cornea*, under *cornea*. [Gr., *keras*, a horn, + *konos*, a cone.]

keratocricoid (ke''ra-to-kri'koid). See *table of muscles*, under *muscle*.

keratoderma (ker''at-o-der'mah). See *cornea*.

keratoder'mia. Hypertrophy of the horny layer of the skin. [Gr., *keras*, horn, + *derma*, the skin.]

keratogenous (ker-at-oj'en-us). Producing horny material. [Gr., *keras*, a horn, + *gennan*, to engender.]

keratoglobus (ker''at-o-glo'bus). A disease characterized by a uniform spherical

bulging of the whole cornea, which generally extends to the neighboring portion of the sclerotic. The term has been used synonymously with hydrophthalmia and buphthalmia. [Gr., *keras*, horn, + Lat., *globus*, a globe.]

keratoid (ker'at-oyd). Resembling horn. [From Gr., *keras*, a horn, + *eidōs*, resemblance.]

kerato-iritis (ker''at-o-i-ri'tis). Inflammation of the cornea and the iris. [Gr., *keras*, a horn, + *iritis*.]

keratoleukoma (ker''at-o-lu-ko'mah). See *leukoma*. [Gr., *keras*, a horn, + *leukoma*.]

keratolysis (ker-at-ol'is-is). A loosening or separation of the cuticle of the skin. A rare disease, in which the individual sheds his skin, at more or less definite intervals, like a snake. It is analogous to *erythema scarlatiniforme*. [Gr., *keras*, a horn, + *lysis*, a loosening.]

keratolytic (ker-at-o-lit'ik). Pertaining to keratolysis.

keratoma (ker-at-o'mah). An excessive growth of corneous tissue. See also *callositas*. **k. diffusum**. Another name for *ichthyosis congenita*. [Gr., *keras*, a horn, + *oma*, tumor.]

keratomalacia (ker''at-o-mal-a'se-ah). Xerotic keratitis. [Gr., *keras*, a horn, + *malakia*, a softening.]

keratometer (ker-at-om'et-er). An instrument for measuring corneal astigmatism. [Gr., *keras*, a horn, + *metron*, a measure.]

keratomycosis (ker''at-o-mi-ko'sis). A fungoid infection of the cornea due to an *Aspergillus*. [Gr., *keras*, cornea, + *mykes*, fungus.]

keratonosis (ker''at-o-no'sis). See *keratosis*.

keratonyxis (ker''at-o-nix'is). Puncture of the cornea. [Gr., *keras*, a horn, + *nyxis*, a pricking.]

keratopharyngeus (ker''ra-to-fa-rin'je-us). See *table of muscles*, under *muscle*.

keratoplastic (ker''at-o-plas'tik). Said of an agent that tends to hasten the conversion of soft epidermal cells into horny cells; relating to an operation having to do with the transplantation of corneal tissue. [Gr., *keras*, a horn, + *plassein*, to mold.]

keratotomy. A method of determining the refraction of an eye by inspecting the reflex from the pupil; also called *skiascopy* and *retinoscopy*. [Gr., *keras*, cornea, + *skopein*, to observe.]

keratosis (ker-at-o'sis). 1. A physiological transformation into horny tissue. 2. Excessive development of corneous tissue. 3. Disease or anomalous development of the corneous tissue, especially of the epidermis. The *keratoses* are diseases characterized by anomalous growth of the *stratum corneum*. The varieties are: *k. contagiosa*, *k. follicularis*, *k. follicularis contagiosa*, *k. nigrans*, *k. palmaris et plantaris*, *k. pilaris*, *k. seborrheica*, *k. senilis*, *k. suprafollicularis*, *k. vegetans*. [Gr., *keras*, a horn.]

keratotomy (ker-at-ot'o-me). Any inci-

sion of the cornea, especially for the extraction of cataract. [Gr., *keras*, the cornea, + *temnein*, to cut.]

kerion (ke're-on). A single patch of ringworm containing an area of hypertrophic conglomerate follicularis. [Gr., *kerion*, a honeycomb.]

kermes (ker'méz). 1. The dried females of *Coccus ilicis*; used as a dyestuff in the East, and said to be the scarlet of the Scriptures. 2. The *Quercus coccifera*. **k. mineral**. Lat., *k. minerale*. A substance consisting chiefly of the trisulphid and trioxid of antimony, in varying proportions, together with a small proportion of water and of various adventitious ingredients. It occurs under two forms. **vegetable k.** See *k.* (2nd def.). [Arabic, Persian.]

ker'nel. A seed. A morbid formation of rounded form in any part of the body, as an enlarged gland; the nucleus or core. [Old Eng., *cyrnel*, dim. of corn seed, grain.]

Ker'nig's sign. Contracture of the flexor muscles of the legs with inability to straighten the lower limbs completely when in a sitting posture, said to be constant in meningitis. [Waldemar Kernig, Petrograd physician, born 1840.]

keresene (ker'o-sèn). An oil produced from that portion of petroleum which distills above 183° C.

ke'tone. A chemical compound which contains the CO group (ketone group) in combination with two atoms of carbon, e. g., CH₃CO.CH₃, dimethyl ketone. An oxidation product of a secondary alcohol, thus bearing the same relation to the latter that an aldehyd does to a primary alcohol.

ke'tose. A simple carbohydrate which contains a keto group (the CO: group; e. g., *fructose*).

key. 1. An appliance for locking or unlocking an apparatus (e. g., an extension splint). 2. An apparatus for making and breaking an electrical circuit. 3. A methodical and precise table of the principal divisions comprising a system of classification.

Kg. Abbreviation for kilogram.

kidinga pepo. A disease met with in Zanzibar, probably of the same nature as dengue.

kid'ney. A gland for the secretion of urine, situated one in each loin, at the side of the vertebral column at the back part of the abdominal cavity behind the peritoneum. They are opposite the last thoracic and first two or three lumbar vertebrae, each being in contact with the 12th rib. They are supported by their vessels and surrounding connective tissue. In man they are about 4 inches long, 2½ inches broad, and 1½ inch thick. The right is a little lower than the left, the latter being longer and thinner. **amyloid k.** See *lardaceous k.* **arteriosclerotic contracted k.** That form of contracted k. in which sclerosis of the renal arteries and their branches, with resulting thickening of the intima of the

vessels and obliteration of their lumen, produces compression of the glomeruli and chronic interstitial fibrosis. **cirrhotic k.** See *granular k.* **contracted k.** The small k. seen in chronic interstitial or diffuse nephritis. **cystic k.** A k. that has undergone cystic degeneration; it may be congenital. **embolic contracted k.** That form of contracted k. in which embolic infarction of the renal arterioles produces degeneration of the renal tissue, and hyperplasia of the fibrous tissues results in irregular contraction. **fatty k.** A k. affected with fatty infiltration or degeneration of the tubular, glomerular, or capsular epithelium, and sometimes of the vascular connective tissue. **floating k.** One which is loosened and displaced. **gouty k.** A k. in which there is necrosis of the renal connective tissue in consequence of uratic deposit. **granular k.** A slow form of chronic nephritis, often associated with an arthritic diathesis, in which the k. diminishes in size, and is of a red color, hard, fibrous, and granular in texture. **hobnail k.** See *granular k.* **hog-back k.** The bulky kidney of chronic parenchymatous nephritis. **horseshoe k.** A congenital malformation in which the superior or inferior extremities of the k's are joined by an isthmus of renal or fibrous tissue, thus forming a horseshoe shape. **k-shaped.** See *reniform.* **k'wort.** 1. *Cotyledon umbilicus*. 2. *Saxifraga stellaris*. **lardaceous k.** Syn.: *amyloid disease*, *waxy k.* A form of chronic nephritis, often secondary to syphilis and characterized by infiltration with lardaceous or amyloid matter, of the malpighian bodies and arteries, and the tubes, epithelium, and intertubular textures. The disease is consecutive to, or coexistent with, similar disease in the spleen and liver. The organ affected is distinguishable from the large white k. by being harder, tougher, and firmer. It has a waxy appearance, and responds to the iodine test. **large mottled k.** One of the types of chronic parenchymatous nephritis. **large red k.** A k. of the appearance seen in acute parenchymatous nephritis. **large white k.** A form of chronic parenchymatous nephritis, at times preceded by and resulting from an acute inflammation. The organ may exceed twelve ounces in weight. See also *chronic nephritis*, under *nephritis*. **primordial k.** See *mesonephros*. **sacculated k.** A condition of the k. due to hydronephrosis, in which the substance of the organ has been largely absorbed and only the irregularly distended capsule remains. **senile k.** A k. in which there is atrophy of the glomeruli and tubules due to old age. **small red granular k.** See *granular k.* **surgical k.** Suppurative pyelonephritis following an operation upon a urinary organ. **syphilitic k.** A k. so altered by syphilitic disease as to contain fibrous bands running across it, also caseating gummata. **waxy k.** See *lardaceous k.*

ki'lo-. An arbitrary derivative of the Gr., *chilioi*, a thousand.

kil'ogram. One thousand grams. See *table of weights and measures*, in appendix.

kiloliter (kil'o-le-ter). One thousand liters. See *table of weights and measures*, in appendix.

kilometer (kil'o-me-ter). One thousand meters. See *table of weights and measures*, in appendix.

kin. Family, race, blood relation. [Old Eng., *cyn*, old Fris., *kin*, *ken*, *kon*.]

kinase (kin'ās). Name given to organized substances (possibly enzymes) which activate enzymes, e. g., the entokinase of the duodenum which activates trypsin.

kinematic (kin-e-mat'ik). Relating to pure motion. [Gr., *kinema*, motion.]

kinematics (kin-e-mat'iks). That division of mechanics which treats of the movements of bodies without reference to the forces which produce the movements. [Gr., *kinema*, motion.]

kinematograph (kin-em-at'o-graf). A contrivance by which a series of instantaneous photographs taken in rapid succession are projected on a screen with similar rapidity, so as to give a lifelike reproduction of the original moving scene. [Gr., *kinema*, motion, + *graphein*, to write.]

kinesia (ki-ne'se-ah). The employment of systematic movements of the body, active or passive, for hygienic or therapeutical purposes.

kinesiatrics (kin-e-se-at'riks). Gymnastic therapeutics. [Gr., *kinein*, to move, + *iatreuein*, to treat medically.]

kinetic (kin-e'sik). See *kinetic*.

kinesimeter, kinesiometer (kin-es-im'et-er, kin-es-e-om'et-er). An apparatus for measuring movements. [Gr., *kinein*, to move, + *metron*, a measure.]

kinesiology (kin-e-se-o-l'o-je). The science of artificial or natural movements of the body as educational, therapeutical, or hygienic agents. [Gr., *kinesis*, movement, + *logos*, understanding.]

kinesiometric (kin-e-se-o-met'rik). Pertaining to the measurement of movements. [Gr., *kinesis*, movement, + *metron*, a measure.]

kinesimetry (kin-e-se-om'et-re). The measurement of movements.

kinesioneurosis (kin-e'l'se-o-nu-ro'sis). Any nervous disease characterized by abnormality of muscular action. **external k.** A k. of the muscles of external relational life. **vascular k.** A k. of the vasomotor system. **visceral k.** A k. affecting the muscles of the internal organs. [Gr., *kinesis*, movement, + *neuron*, a nerve.]

kinesis (kin-e'sis). Motion. [Gr., *kinein*, to move.]

kinesodic (kin-e-sod'ik). Conveying motor impulses. [Gr., *kinesis*, motion, + *odos*, a way.]

kinesthesia, kinesthesis (kin-es-the'ze-ah, kin-es-the'sis). See *muscular sense*, under *sense*. [Gr., *kinein*, to move, + *aisthesis*, perception.]

kinesthesiometer (kin-es-the-se-om'e-ter).

An apparatus for testing the muscular sensibility. [Gr., *kinēin*, to move, + *aisthēsis*, perception, + *metron*, a measure.]

kinesthetic (kin-es-thet'ik). Pertaining to the muscular sense.

kinetic (kin-et'ik). Pertaining to motion. See also *karyokinetic*.

kinetics (kin-et'ics). See *kinematics*.

kineto-. Combining form of Gr., *kinetos*, movable, used as a prefix in compound words to signify movable.

kinetus (kin-e'tus). Movable; see *kinetic*. *K. musculus*, an old name for the diaphragm. [Gr., *kinetos*.]

king's evil. See *scrofula*.

kink cough. See *chin cough*, under *cough*.

ki'no. Of the U. S. Ph., Br. Ph., the inspissated juice of *Pterocarpus marsupium*, known also as gum k., East Indian k., and Malabar k. In the form of tincture or powder, it is used as an astringent.

Australian k. A species of k. derived from *Eucalyptus resinifera* and other Australian species. See *red gum*.

Bengal k. The gum of *Butea frondosa*, *Butea superba*, and *Butea parviflora*. Used in India as a substitute for k.

pulvis k. compositus [Br. Ph.]. A preparation consisting of powdered k., powdered opium, and powdered cinnamon bark.

tinctura k. [U. S. Ph., Br. Ph.]. A preparation representing 10 per cent. [U. S. Ph.] [Br. Ph.] of k. Glycerin is added to lessen a tendency to gelatinize.

Kirchoff's law. The l. that when a beam of light is passed through a transparent body the latter absorbs just those luminous rays which it is capable of emitting when heated to incandescence. **K's theory**. The t., now generally accepted, that the black lines of the spectrum are caused by the passage of light through the vapors of bodies which by themselves would give bright lines in the same position when incandescent.

Kjeldahl's (kyel'dal). Syn.: *nitrogen determination*. This author's method for estimating quantitatively the nitrogen product chemical compounds. [J. Kjeldahl, Danish chemist.]

klatsch-preparation (klatsch). A cover glass specimen made by pressing the slide upon a culture.

kleptomania (klep-to-ma'ne-ah). An irresistible tendency to theft. [Gr., *klepto*, combining form of *kleptes*, thief, + *mania*, madness.]

Knapp's operation. 1. An operation for cleft lobule of the ear. 2. A combination of simple union and blepharoplasty for coloboma palpebrae. **K's liquid**. A solution of mercury cyanide, used for the estimation of glucose. **K's test**. A test for glucose depending on the fact that the latter when heated with mercuric cyanid and caustic soda reduces the former and precipitates metallic mercury.

knee. 1. The angle made by the bend of the leg; the femorotibial articulation, together with the surrounding structures.

2. A sharp bend in a structure. **housemaid's k.** Inflammation anterior to the

bursa patellae followed by effusion. **hysterical k.** The simulation of inflammation of the k. joint, but pain and often contracture are the only symptoms present.

in-k. See *knock-knee*. **k.-cap**. See *patella*.

k.-jerk. See *patellar reflex*, under *reflex*. **k.-pan**. See *patella*.

k. of the corpus callosum. See *genu of the corpus callosum*.

k. phenomenon. See *patellar reflex*, under *reflex*.

knock-k. Syn.: *in-k.*, *genu valgum*. A deformity in which the leg is deflected outward, so that the feet cannot be brought together side by side, with both legs extended.

lawn tennis k. A sprain of the internal semilunar cartilage of the k. joint caused by a violent motion of rotation of the body while the foot is fixed. The symptoms are those usually caused by a sprain, and the affection is liable to recur on slight provocation.

out-k. Syn.: *genu varum*. A deformity in which one or both knees is carried outward, owing to the bending of the tibia, or the fibula, or both. [Teut., old Eng., old Fris., *cneo*, *cne*, *kne*.]

knee-chest posture or position. See *genupectoral posture*, under *genupectoral*.

knee-elbow posture or position. The same as the knee-chest position, except that the weight of the trunk is borne on the elbows instead of the chest.

Kneipp's water cure. Treatment by causing the patient to walk barefooted in the grass wet with morning dew. [Sebastian Kneipp, German priest, 1821-1897.]

kneippism (nip'izm). A form of treatment advocated by a priest named Kneipp, consisting in walking barefooted in grass wet with dew.

knismogenic (nis-mo-jen'ik). Causing a tickling sensation.

knit'ting. The process of union in a broken bone.

knot. An intertwining of the ends of one or more cords or tapes so that they cannot be separated. The common k.'s used in surgery are: *clove-hitch k.*, *half-hitch k.*, *square or reef k.*, *Staffordshire k.*, *surgeon's k.* [Old Eng., Dutch, low Germ., *cnotta*, *cnot*, *knotte*, *knot*.]

knuckle (nuk'l). The prominence formed by the back of a joint of a finger when it is flexed; also any similar object. [Mid. Eng., old Fris., mid. Dutch, *knockel*, *nuckel*, *knucle*, *nucle*.]

knuckling (nuk'ling). In horses, a form of clubfoot in which the fetlock joint is thrown forward.

Kobelt's tubes. In the paroöphoron, vestiges of the ducts of the wolfian bodies. [Georg L. Kobelt, German physician, 1804-1857.]

Kocher's operation. An operation for excision of the ankle joint, in which the foot is held at a right angle, and an incision is made just below the external malleolus from the tendo Achillis to the extensor tendons; the peroneal tendons are dissected out, divided, and the tendons sutured. [Theodor Kocher, Swiss surgeon, born 1841.]

Koch's law, Koch's postulate. The 1. that in order to prove an organism to be the cause of a given disease or lesion the following conditions must be fulfilled: 1st, the microorganism in question must appear in the lesion at all times; 2nd, pure cultures must be obtained from it; 3rd, the cultures must reproduce the disease in animals and pure cultures must be again obtained from these lesions. **K's reaction.** See *tuberculin reaction*, under *reaction*. [Robert Koch, German bacteriologist, 1843-1910.]

Ko'la. See *Cola*.

kombé poison (kom'ba). An arrow poison containing strophanthin prepared from the seed of *Strophanthus kombé*.

koosso (koo'so). See *kouso*.

Kop'lik's sign. Truncate, white, scale-like spots, often surrounded by a red areola, on the buccal mucous membrane opposite the molar teeth. **K's spots.** A sign of measles. Small irregular spots of a bright red color, found on the buccal mucous membrane. In the center of each spot there is noted, in strong daylight, a minute bluish white speck. [Henry Koplik, New York physician, born 1858.]

koprosterin (kop-ro-ste'rin). A cholesterolin which has been isolated from human feces.

Kordofan gum. See under *gum*.

Korsakoff's psychosis. Syn.: *cerebro-pathia-psychia toxemia*. A form of mental disturbance in polyneuritis, usually of alcoholic origin.

ko'sam. An oriental drug thought to be derived from a simarubaceous plant allied to *Brucea*, used as a hemostatic and as a remedy for dysentery.

ko'sin. A crystalline substance, $C_{31}H_{38}O_{10}$, obtained from kouso flowers; used against tapeworm.

kosotoxin (ko-so-toks'in). The active principle of kouso.

kossein (kos'se-in). A slightly acid, crystallin, styptic principle extracted from kouso.

koussin (ku'sin). Syn.: *cosein*. An anthelmintic resin derived from kouso.

kouso (koo'so). Flowers of *Hagenia abyssinica*. **Brayera k.** **Brayera k.** is used as an anthelmintic. Fluidextract of k. is official [U. S. Ph., Br. Ph.].

Kr. Chemical symbol for the element *krypton*.

Krameria (krah-me're-ah). Syn.: *crameria*. 1. A genus of the *Polygleae*. 2. Of the U. S. Ph. and the Br. Ph., rhatany, the root of *K. triandra*, *K. ivina* and *K. argentea*. **extractum krameriae** [U. S. Ph., Br. Ph.]. Extract of rhatany. **extractum krameriae fluidum** [U. S. Ph.]. Fluidextract of rhatany. **K. argentea.** A species furnishing Pará rhatany. **K. cistoidea.** A species nearly identical with *K. triandra*; the source of Chile rhatany. **krameriae radix** [Br. Ph.]. Rhatany root. **k. triandra.** Rhatany root; the chief source of the k. of the U. S. Ph. **syrupus krameriae** [U. S. Ph.]. Syrup of rhatany representing 45 per cent. of the root. **tinc-**

tura krameriae [U. S. Ph., Br. Ph.]. Tincture of rhatany, representing 20 per cent. of the root. [For J. G. H. Kramer, Austrian physician and botanist, 18th century.]

Kraske's operation. Resection of a portion of the sacrum and coccyx, in order to obtain access to the rectum in operation for resection of the rectum in cancer. [Paul Kraske, German surgeon, living.]

kraurosis (kraw-ro'sis). Atrophy and contraction of tissue in the external genitals of women, occurring usually after the age of forty. Varieties of it are: *k. pudendi* or *k. vulvae*. [Gr., *krauros*, dry.]

Krause's bud, Krause's bulb. See *end bud*, under *separate heading*. **K's cells.** Bodies analogous in structure to the pacinian corpuscles, but found in mucous membranes. **K's corpuscles.** Bodies analogous in structure to the *pacinian c's*, but found in mucous membranes. **K's end bulbs.** See *end bud*, under *separate heading*. **K's glands.** Acinous glands in the orbital portion of the conjunctiva. **K's membrane.** See *intermediate disk*, under *disk*. **K's reaction.** The action of a precipitin in filtered cultures of the intestinal bacteria when added to immune serum made from the same species, the union of the two fluids resulting in a precipitate. [Wilhelm Krause, German anatomist, born 1833.]

kreotoxicon (kre-o-tok'sik-on). Any bacterial poison in meat causing poisoning.

kreotoxin (kre-o-toks'in). Any ptomain present in meat from bacterial action.

kreotoxism, kreotoxismus (kre-o-toks'ism, kre-o-toks-is'mus). Poisoning by infected meat.

kresamin (kres-am'in). A proprietary preparation consisting of a solution of 25 per cent. each of trikresol and ethylenediamin. It is bactericidal used locally.

Krey'sig's sign. See *Heim* and *Kreysig's sign*. [Friedrich Ludwig Kreysig, Dresden physician, 1770-1839.]

kryofin (kri'o-fin). Syn.: *cryofin*. Methylglycollic phenetidin; antipyretic and analgetic.

krypton (krip'ton). One of the elementary gases present in exceedingly small quantities in the atmosphere. Atomic weight 82. Symbol, Kr. [Gr., *kryptos*, hidden.]

kubisagari (koo-bis-a-gah're). A disease observed in Japan, thought to be similar to the paralytic vertigo of Switzerland.

ku'myss, kou'miss. 1. A beverage prepared from fermented mare's milk. 2. *Lac fermentatum*, of the N. F.; a beverage prepared by fermenting cow's milk with sugar and yeast. Nutrient and anti-emetic. [Tartar.]

kwe'na. Another name for *yaws*.

kymograph (ki'mo-graf). An instrument for registering, on a surface moved by clockwork, the height of the blood pressure, as well as pulsatile and other oscillations. **drum k.** A k. in which the moving surface is a metallic drum covered with blackened paper. [Gr., *kyma*, a wave, + *graphein*, to write.]

kymoscope (ki'mo-sköp). An apparatus

for examining and registering pulsation. [Gr., *kyma*, a wave, + *skopem*, to examine.]

kypho-. Another form of *cypho-*, from Gr., *kyphos*, crooked; used as a prefix in compound words to mean bent.

kyphoscoliosis (ki'fo-sko-le-o'sis). Scoliosis with compensating kyphosis. [Gr., *kyphos*, bent, + *skoliosis*, curvature.]

kyphosis (ki-fo'sis). Syn.: *cyrtosis*, *spinal curvature*, *humpback*. Abnormal curvature and dorsal prominence of the verte-

bral column. [Gr., *kyphosis*, from *kyphos*, bent.]

kyphotic (ki-fo'tik). Pertaining to or being affected with kyphosis.

kyrins (ki'rins). Basic bodies which Siegfried has isolated by the partial hydrolysis of proteins. These complex substances contain a large amount of nitrogen and upon hydrolytic cleavage yield an unusual amount of the hexone bases.

kysthi'tis. Colpitis, inflammation of the vagina.

L

L. Abbreviation for *Latin*, *left*, *liter*, *lithium*, and *libra*, a pound.

L+. The sign employed for "Limes plus." It represents the amount of toxin required to neutralize one antitoxin unit and still be sufficiently in excess to cause the death of a guinea-pig weighing 250 grams in four or five days.

Labarraque's solution. A solution consisting essentially of sodium chlorid and sodium hypochlorite dissolved in water. It should contain at least 2 per cent. [U. S. Ph.] or 2.5 per cent. [Br. Ph.] of available chlorin. [*Antoine Germain Labarraque*, Parisian chemist, 1777-1850.]

lab ferment. See *rennin*.

lab'ia. Pl. of *labium*, lip.

labial (la'bi-al). Pertaining to the lips.

l. angles. In dentistry, the angles of the lip surface of the teeth, where they join the other surface. **l. glands**. See under *gland*.

labidometer (lab-id-om'et-er). An instrument for measuring the fetal head within the obstetric forceps. [Gr., *labis*, a forceps, + *metron*, a measure.]

labile (la'bil). In chemistry, easily deranged. [Lat., *labi*, to glide.]

labitome (lab'it-om). A cutting forceps. [Gr., *labis*, a forceps, + *tome*, a cutting.]

labium (la'be-um). Pl. *labia*. See *lip*.

labia cerebri. The margins of the cerebral hemispheres which overlap the corpus callosum. **l. duplex**. A congenital malformation consisting of a longitudinal reduplication of the mucous membrane of the upper lip and sometimes of the lower lip. **l. inferius**. The lower lip. **labia pudendi majora**. The rounded longitudinal folds of integument, with included adipose tissue, which form the lateral boundaries of the vulva. **labia pudendi minor**a. Syn.: *nymphæ*, *alæ internæ minores clitoridis*. The lesser, inner lips of the vulva; two short longitudinal folds of mucous membrane situated within the labia majora. **l. superius**. The upper lip. **l. tympanicum**. The tympanic or outer edge of the organ of Corti. **labia urethrac**. The lateral margins of the meatus urinarius externus. **labia uteri**. The lips of the cervix uteri. **l. vestibulare**. The inner or

vestibular edge of the organ of Corti. [Lat.]

labor, labour (la'bor). Childbirth; the bringing forth of a child. **artificial l.** L. induced, hastened or completed artificially. **atonic l.** L. rendered tedious or incapable of spontaneous accomplishment by atony of the uterus. **complex l., complicated l.** L. accompanied by some extraordinary feature, such as a plurality of fetuses, prolapse of the umbilical cord, convulsions, excessive hemorrhage, abnormalities or injuries of the maternal parts, etc. **dry l.** L. in which the liquor amnii escapes prematurely or is very small in amount. **false l.** An assemblage of phenomena calculated to lead to the mistaken belief that l. is in progress. **instrumental l.** L. aided by means of some instrument, most commonly the forceps. **missed l.** A term used by Oldham to describe cases in which, at the natural term of pregnancy (whether intra-uterine or extra-uterine), uterine contractions set in, but, proving inadequate to expel the ovum, finally subside, leaving the ovum retained, generally to undergo mummification or some other form of degeneration. **multiparous l.** L. with more than one child. **natural l., normal l.** An easy l.; one in which the head presents, and the delivery is completed without artificial aid, without injury to mother or child, or any complication, and, according to some authors, within the space of twenty-four hours. **obstructed l.** L. in which progress is impeded by some mechanical obstruction. **precipitate l.** L. of very short duration. **premature l.** L. considerably before term, but when gestation is sufficiently advanced for the child to be viable, particularly between the 180th and the 270th days. **protracted l.** L. occupying more than the usual time (from 10 to 20 hours in primiparae, from 2 to 6 hours in multiparae). **spontaneous l.** L. occurring or completed without artificial aid. **twin l.** L. with twins. **vertex l.** L. with a vertex presentation. [Lat., *labor*, labor, toil, distress, old Fr., *labour*, *labour*, mod. Fr., *labour*.]

laboratory (lab'o-ra-to-re). A building or

a room fitted up for scientific work. [Lat., *laborare*, to work.]

labyrinth (lab'ir-inth). An intricate arrangement of communicating passages; the cavities of the internal ear. **bony l.** See *osseous l.* **ethmoidal l.** The lateral masses of the ethmoid bone. See *membranous l.* **l. of the (cortex of the) kidney.** That part of the cortical substance of the kidney which is arranged around the uriniferous tubules of the medullary rays in the cortex. **membranous l.** A structure contained in the osseous l., consisting of the utricle and sacculle of the vestibule, the three membranous semicircular canals, and the membranous portion of the cochlea. **olfactory l.** See *ethmoidal l.* **osseous l.** The osseous capsule or envelope of the membranous l. It is divided into the vestibule, the three semicircular canals, the cochlea, and the internal auditory canal. It lies in the petrous portion of the temporal bone. [Gr., *labyrinthos*.]

lac. A gummy incrustation consisting of resin, coloring matter, laccin, and a small proportion of wax and saline matters formed on the twigs and young branches of various trees. In its crude state it is very astringent and is now chiefly employed as an ingredient in sealing wax, etc. **shell l.** Syn.: *shellac*. L. as it usually occurs in commerce. [Lat., *lacca*.]

lac. 1. Milk; fresh cow's milk. 2. Any milklike fluid. **l. humanisatum.** Humanized milk; cow's milk, cream, and water, treated with pancreatin, with the addition of milk sugar [N. F.]. **l. vacinum.** Cow's milk. **saccharum lactis.** Syn.: *lactose*, *milk sugar*. See *lactose* [U. S. Ph., Br. Ph.]. **serum lactis.** See *whey*. **serum lactis acidum.** Syn.: *serum lactis acetosum* (seu *tartarisatum*). A preparation made by boiling cow's milk, adding tartaric acid or cream of tartar, straining, filtering, and sometimes clarifying with white of egg. **serum lactis aluminatum** (seu *aluminosum*). Alum whey. [Lat., *lac*, milk.]

lac'case. An oxidizing enzyme which has the property of oxidizing polyhydric phenols, such as hydroquinon.

laccin (lak'sin). A peculiar principle found in lac, partaking of the character of wax.

lacerate (las'er-ät). A term used in descriptive bacteriology meaning having the margin deeply cut into irregular segments as if torn.

lacerated (las'er-a-ted). Torn, cleft irregularly, as if torn; in osteology, having irregular edges.

laceration (las'er-a'shun). The act of tearing. A breach made by tearing. **l. of the cervix.** A division in one or more places of the cervix uteri, caused generally by childbearing. It may be unilateral, bilateral, or stellate. **l. of the perineum.** Injury of the female perineum and the structures of the pelvic floor, generally due to childbirth. It is complete when the l. extends through the

sphincter ani muscles. [Lat., *laceratio*, from *lacerare*, to tear to pieces.]

Lachesis (lak'es-is). 1. A genus of serpents. 2. The poison obtained from the fangs of a Brazilian snake (*Trigonocephalus l.*), used as a medicine in homeopathy.

lacinate (las'in'e-ät). A term used in descriptive bacteriology meaning deeply cut into incisions or lobes, or slashed. The term signifies more irregular and coarser than fimbriate.

lacmus (lak'mus). Litmus.

lacrimation (lak-rim-a'shun). 1. Weeping. 2. A profuse secretion of tears. [Lat., *lacrimare*, to shed tears.]

lacta'cidase. A lactic acid bacterial enzyme which produces lactic acid fermentation.

lactagogue (lak'ta-gog). See *galactagogue*.

lactalbunin (lak-tal-bu'min). A protein (albumin) from milk. Isolated from milk after removing the casein and globulin by saturation with magnesium sulphate, by precipitating the filtrate of magnesium sulphate with a small amount of acetic acid. [Lat., *lac*, milk, + *albumin*.]

lactamid (lak-tam'id). The amid of lactic acid, CH₃CHOH.CONH₂.

lactamin (lak-tam'in). See *alanin*.

lactans (lak'tans). 1. Suckling, giving suck. As a n., a woman who gives suck. 2. Sucking; as a n., a suckling. [Lat., *lactare*, to suckle.]

lactarius (lak-ta're-us). 1. Milky, prepared with or containing milk. 2. A genus of hymenomycetous fungi formerly included in *Agaricus*, so called from its milky juice; as a n., in the n., *lactarium*, an article of food prepared with milk. [Lat., *lac*, milk.]

lactase (lak'täs). An enzyme which hydrolyzes lactose, with the production of glucose, and galactose. Present in the intestinal juice.

lactate (lak'tat). A salt of lactic acid.

lactation (lak-ta'shun). 1. The production of milk. 2. The function of suckling. [Lat., *lactatio*, from *lactare*, to suckle.]

lactal (lak'te-al). Pertaining to or resembling milk; as a n., a chyloferous vessel. [Lat., *lacteus*, from *lac*, milk.]

lacteous (lak'te-us). 1. See *lactal*. 2. Of the color of milk. 3. Of the consistence of milk. 4. Containing lac or a milky juice.

lactescence (lak-tes'ens). A condition (e. g., of the chyle) resembling that of milk. [Lat., *lactescere*, to turn to milk.]

lactic (lak'tik). Of or pertaining to milk.

l. acid. See *acid*. **l. anhydrid.** Syn.: *lactid*. A double molecule of lactic acid from which two molecules of water have been extracted. [Lat., *lacticus*, from *lac*, milk.]

lactid (lak'tid). See *lactic anhydrid*.

lactiferous (lak-tif'er-us). Producing, secreting, or conveying milk. 2. See *galactophorous*. **l. glands.** See under *gland*. [Lat., *lac*, milk, + *ferre*, to bear.]

lactiform (lak'tif-orm). Resembling milk. [Lat., *lac*, milk, + *forma*, form.]

lac'tin. See *lactose*.

lactobacillin (lak-to-bas-il'in). A preparation of lactic acid and bacteria which produces lactic acid fermentation in milk; used to counteract abnormal intestinal fermentation.

lactobiose (lak-to-bi'ōs). Same as *lactose*.

lactocaramel (lak'to-kar'am-el). An amorphous substance of unknown constitution formed by heating lactose to 180° C.

lactocrit (lak'to-krit). An instrument for testing the quantity of fatty matter in milk. [Lat., *lac, lactis*, milk, + Gr., *krinein*, to test.]

lactodensimeter (lak'' to-den-sim'et-er). See *galactometer*.

lactoglobulin (lak-to-glob'u-lin). A globulin found in milk.

lac'tol. See *lactonaphthol*.

lactolase (lak'to-lās). Same as *lactacidase*.

lactolin (lak'to-lin). Condensed milk.

lactometer (lak-tom'et-er). See *galactometer*. [Lat., *lac, milk*, + Gr., *metron*, a measure.]

lactonaphthol (lak-to-naf'thol). A lactic ester of β-naphthol; used as an intestinal antiseptic.

lac'tone. The compound, C₁₀H₈O₄, derivatives of the γ- and δ-oxy-acids. Formed from these acids by the intramolecular extraction of one molecule of water. They are cyclic esters of these acids.

lactopeptin (lak-to-pep'tin). A proprietary acidulated, saccharated pepsin, combined with various inert substances. A liquid form is much used as a vehicle for some medicines.

lactophenin (lak-to-fe'nin). A product of the action of lactic acid on phenetidin; antipyretic and sedative. Its action and uses are quite similar to those of phenacetin.

lactophosphas (lak-to-fos'fas). See *lactophosphate*.

lactophosphate (lak-to-fos'fāt). A phosphate and lactate of the same base.

lactoscope (lak'to-skōp). See *galactoscope*. [Lat., *lac, lactis*, milk, + Gr., *skopein*, to examine.]

lactose (lak'tōs). Syn.: *milk sugar, galactosaccharum, saccharum lactis*. C₁₂H₂₂O₁₁ + H₂O, a compound carbohydrate (hexobiose) present in milk; also present at times in the urine of pregnant women. Upon hydrolysis with dilute acids or lactase one molecule of l. is converted into one molecule of d.-glucose and one molecule of d.-galactose. It responds to the ordinary reduction tests, which are characteristic of glucose, such as the Fehling test, Nylander's test, etc. But it will not ferment with yeast cells, a property which is made use of to distinguish it from glucose. With phenylhydrazin it forms a crystalline phenyl-lactosazone. [Lat., *lac, milk*.]

lactoserum (lak-to-se'rum). 1. The precipitate for the protein of milk. 2. See *whey*. [Lat., *lac, milk*, + *serum, whey*.]

lactoso'matose. A food consisting of somatose and desiccated milk.

lactosuria (lak-to-su're-ah). Presence of

lactose in the urine; sometimes seen in pregnant or nursing women. [Lat., *lac, milk*, + Gr., *ouron, urine*.]

Lactuca (lak-tu'kah). Syn.: *herba lactucae, herba lactucae virosae* (2d def.). 1. Lettuce, a genus of composite plants. 2. The flowering herb of *L. virosa*. **L. sativa.** The common garden lettuce. **L. virosa.** Acrid lettuce; found in Europe, abounding in a bitter, milky, unpleasantly smelling juice which was long reputed to be diuretic and narcotic. It furnishes the lactucarium of the U. S. Ph. [Lat., *lac, milk*.]

lactucarium (lak-tu-ka're-um). The concrete juice of several species of *Lactuca*. In the U. S. Ph. that of *Lactuca virosa*. **extractum lactucarii fluidum.** [U. S. Ph.]. Fluidextract of l. **syrupus lactucarii** [U. S. Ph.]. A preparation representing 5 per cent. of l. with syrup. **tinctura lactucarii** [U. S. Ph.]. A 50 per cent. tincture of l., from which insoluble matter has been removed. Used for the preparation of the syrup. [Lat., *lac, milk*.]

lactucerin (lak-tu'se-rin). Syn.: *lactucone*. A crystalline constituent of lactucarium. [Lat., *lactuca, lettuce*.]

lactyltropolin (lak-til-tro'pe-in). A product of the action of lactic acid on tropin; said to strengthen the heart's action and the respiration.

lacuna (lak-u'nah). 1. A small crypt, cavity, or depression. 2. In embryology, a space formed between the vitellus and the vitelline membrane by the shrinkage of the former consequent on the extrusion of the polar globules from the germinal vesicle.

absorption lacunae. See *Howship's lacunae*. **bone lacunae.** The isolated ovoid spaces situated mostly between the osseous lamellae, and connected with one another by canaliculi. Each l. contains, during life, a protoplasmic body or bone cell. **haversian lacunae.** The lacunae between the haversian lamellae. **Henle's lacunae.** Lacunae separating the muscular fasciculi of the heart.

Howship's lacunae. 1. The absorption pits at the surface of bone next the periosteum. 2. Recesses or excavations in bone filled with granulation tissue, the result of caries. **intervillous lacunae.**

Syn.: *placental blood spaces*. The sinuses of the maternal portion of the placenta in which the fetal placental villi hang free. **lacunae Morgagni.** Recesses in the mucous membrane of the male urethra. **lacunae of cementum.** Lacunae in the cement of teeth resembling those in bone. **lacunae of the cornea.** Interspaces between the laminae of the cornea. **lacunae of the urethra.** Recesses in the mucous membrane of the urethra, most abundant along the floor and especially in the bulb. **l. vasorum (cruralium).** Internal aperture of femoral canal. [Lat., dim. of *lacus, lake*.]

lacu'nar. Adj. form of lacuna.

lacu'nule. A small lacuna. **air l.** A minute, irregular cavity containing air. Such l's are very numerous, especially in

the fibrous and medullary substance of white hair.

ladanum (lad'an-um). 1. A gummy exudation from the leaves and branches of *Cistus creticus*, *Cistus ladaniferus*, and other species of *Cistus*. It is a stimulant expectorant, but is now used chiefly in perfumery. 2. The genus *Galeopsis* (in part).

Lady Webster pill. A pill of aloes and mastic [U. S. Ph.].

Laen'neec's cirrho'sis. Atrophic cirrhosis of the liver. [*René Théophile Hyacinthe Laennec*, French physician, 1781-1826.]

Lafayette mixture. A m. of 2 fl. oz. each of copaiba, spirit of nitrous ether, and compound tincture of lavender, 4 fl. drams of liquor potassae, 5 fl. oz. of syrup, and mucilage of acacia enough to make 16 fl. oz.; used in gonorrhoea.

Lagenaria (laj-en-á're-ah). The gourd; a genus of tropical cucurbitaceous herbs. **L. vulgaris.** The calabash. The pulp of the fruit is bitter and somewhat laxative, and may be substituted for colocynth. In the West Indies it is used as a poultice for inflamed eyes. One variety is poisonous. [Gr., *lagenos*, a flask.]

lagochilus (lag-o-ki'lus). Harelip. [Gr., *lagos*, hare, + *cheilos*, lip.]

lagophthalmia, lagophthalmus (lag-of-thal'me-ah, lag-of-thal'mus). Inability to close the eyelids over the eyeballs, owing to paralysis of the orbicular muscles of the lids or protrusion of the eyeball. [Gr., *lagos*, a hare, + *ophthalmos*, the eye.]

laiose (li'ós). A substance isolated from diabeturic urine; supposed to be a carbohydrate.

lakmoid (lak'moyd). A blue compound resulting from the action of sodium nitrite on resorcin, used as a delicate indicator in place of litmus in alkalimetry. In an acid solution it is red.

lak'mus. See *litmus*.

lak'y blood. See under *blood*.

lalia. The faculty of speech. [Gr., *lalia*.]

lamarckism (lam-ark'izm). 1. The theory, in evolution, that the growth of and changes in organs were due to the super-vention of a new requirement (e. g., that the neck of the giraffe was originally short and became lengthened on account of the efforts of the animal to reach food high above its head), as opposed to the theory of natural selection. 2. As sometimes used, the theory that all animal and vegetable life is descended from a common stock. [*Lamarck*, a French botanist 1744-1829.]

lambdoid (lam'doyd). Having the form of the Greek letter λ . See *l. suture* under *suture*. [Lat., *lambdoides*, from Gr., *lambda*, the letter λ , + *eidós*, resemblance.]

Lambliá (lam'ble-ah). See *Cercomonas*. A genus of the *Protozoa* and order *Poly-mastigina*. **L. intestinalis.** A species causing diarrhoea and dysentericlike conditions in man.

lame. Of a person or animal, or of a part,

crippled or impaired in any way; weak, infirm, maimed, halting. [Old Fris., old Sax., old high Ger., *lain*, *lom*, *lamo*, *lam*, old Eng., *lama*.]

lamella (lam-el'lah). A thin plate or scale. **bone lamellae.** Thin plates or layers of bone forming the ground substance of osseous tissue. **concentric lamellae.** The concentric plates of bone surrounding an haversian canal. **fundamental (or general) lamellae.** A general term for all the periosteal, intermediate, and medullary lamellae of bone. **intermediate lamellae.** Bone lamellae extending in various directions and filling the irregular spaces between the concentric lamellae. **l. carnosá.** That portion of the parietal mesoblast from which are derived the muscles of the trunk, the endoskeleton, the parietal lining of the pleuroperitoneal space, and the testes. **medullary lamellae.** The osseous lamellae which surround and form the wall of the medullary cavity of tubular bones. **periosteal (or periphéric) lamellae.** Bone lamellae situated next to and parallel with the periosteum, and hence forming the peripheral or ectal part of the bone. **triangular l.** A small fibrous lamina stretched between the choroid plexuses of the third ventricle of the brain. [Lat., dim. of *lamina*, plate, sheet, leaf.]

lam'in. An alkaloid obtained from *Laminum album*. The sulphate and the hydrochlorid are said to be powerfully hemostatic.

lamina (lam'in-ah). A thin layer or lamella. **dorsal laminae.** The dorsal ridges of the embryo. **embryonic terminal l.** The wall which closes the primary forebrain in front. **external medullary l.** The outer of two white laminae in the nucleus lentiformis. **inner medullary l., internal medullary l.** A layer of fibers which pass from the thalamus to the red nucleus. **l. cartilaginis cricoideae.** The flat, platelike, posterior portion of the cricoid cartilage. **laminae cartilaginis thyroideae.** The alae of the thyroid cartilage. **l. choroidea inferior.** The choroid plexus of the fourth ventricle. **l. cinerea.** Syn.: *eminentia cinerea*, *corpus cinereum*. A thin layer of gray matter situated between the corpus callosum and the optic chiasm, connected with the tuber cinereum superiorly and with the anterior perforated spaces laterally. It forms a part of the inferior boundary of the third ventricle. **laminae concharum.** The internal surfaces of the lateral masses of the ethmoid bones. **l. cribrosa.** 1. That portion of the sclerotic coat behind, through which the optic nerve penetrates the eyeball. **l. cribrosa anterior inferior.** The anterior portion of the fossula inferior. It contains openings for the passage of the divisions of the cochlear branch of the auditory nerve. **l. cribrosa cerebri.** A partly gray, partly white l. perforated with many openings for the passage of blood vessels,

situated beside and in front of the anterior end of the optic tract. **l. cribrosa choroideae.** The portion of the choroid in the lower animals which presents a number of foramina for the passage of the optic nerve into the eye. **l. cribrosae fasciae latae.** The perforated layer of fascia filling in the saphenous opening. **l. elastica (Bowmani, seu corneae) anterior.** A clear, structural layer of the cornea situated between the epithelial layer and the substantia propria. **l. fusca.** See *l. suprachoroidea*. **l. genu.** A small, thin medullary l. extending from the genu of the corpus callosum backward to the l. terminalis. **laminae lentis.** The concentric layers which form the crystalline lens. **l. mastoidea.** The basal plate of the mastoid process. **l. medullaris.** A layer of medullated nerve fibers representing the thickened external layer of the typical cerebral cortex inclosed in the fold made by the stratum convolutum of the hippocampus. **l. propria of the membrana tympani.** The middle fibrous layer of the tympanic membrane. **l. quadrigemina.** A layer of gray matter forming the roof of the aqueduct of Sylvius and supporting the corpora quadrigemina. **l. spiralis.** Syn.: *crista spiralis*. A l. which divides the interior of the spiral canal of the cochlea into two scalae. It is divided into the l. spiralis ossea and the l. spiralis membranacea, or membrana. **l. suprachoroidea.** Syn.: *l. fusca*. The outermost layer of the choroid, consisting of very thin, delicate, and loose meshed areolar tissue mingled with pigment cells of irregular shape, either scattered or clustered together, and composing communicating lymph spaces. **vitreous l.** A smooth, transparent membrane covering the inner surface of the choroid. [Lat., *lamina*, plate, sheet, leaf.]

Laminaria (lam-in-a're-ah). 1. A genus typical of the sea aprons, a family of dusky spored *Algae*. 2. Of the Ger. Ph. (2d ed.), the stalks of the thallus of *L. Cloustoni*. **L. bulbosa.** Sea furbelows, sea hangers. One of the largest species, very rich in iodine. **L. Cloustoni.** A species rich in iodine. Its stalks constitute the l. of the Ger. Ph. **L. conica, L. digitata.** Sea tangle, weed; a species found in northern seas, by some identified with *L. Cloustoni*. It is especially rich in iodine. The stems are used as bougies and tents for dilating the cervix uteri, strictures, sinuses, etc., because of their property of shrinking much in drying, and afterward swelling up to their original size when exposed to moisture. [Lat., *lamina*, a layer.]

laminated (lam'in-a-ted). Consisting of, or arranged in, thin plates or a succession of layers. [Lat., *laminatus*, from *lamina*, a thin piece of metal or wood; a plate, a leaf.]

laminectomy (lam-in-ek'to-me). The operation of removing one or more of the posterior spinal arches. [Lat., *lamina*,

a thin plate, + Gr., *ektemnein*, to cut out.]

laminitis (lam-in-i'tis). Acute inflammation of the laminae of the horse's foot; a form of founder. [Lat., *lamina*, a thin plate, + Gr., *itis*, inflammation.]

laminoids ferruginous (lam'in-oyds fer-ru'jin-us). Tablets containing the separated constituents of the Blaud pill, intended to form the ferrous carbonate in the stomach.

Lanium (la'me-um). A genus of herbaceous labiate plants. **L. album.** White dead nettle. The herb and flowers were formerly official. The flowers are still used as a hemostatic.

lam'pas. A disease of horses characterized by an inflammation of the mucous membrane of the hard palate just posterior to the teeth. [Fr., *lampas*, a disease causing intense thirst.]

lamprophony (lam-pro'fo-ne). A clear sonorous condition of the voice. [Lat., *lamprophonia*, from Gr., *lampros*, sonorous, + *phone*, voice.]

lamprotometer (lam-pro-tom'et-er). An instrument for measuring the degree of brightness of daylight or other illumination. [Gr., *lamprotes*, brilliancy, + *metron*, a measure.]

la'na. See wool. **lana collodii.** See *pyroxylin*. **l. gossypii, l. gossypina.** See *cotton*.

lancet (lan'set). A small, pointed, double-edged surgical knife. [Old Fr. and Fr., *lancette*, dim. of *lance*, lance.]

lancinating (lan'sin-a-ting). Lacerating, darting; said of pain. [Lat., *lancinans*.]

Landol'fi's caustic. A preparation used as an application to cancers; it contains chlorids of bromid, zinc, gold, and antimony.

Landolt's operation. A form of blepharoplasty on the lower lid.

Lan'dry's disease. See *acute ascending spinal paralysis*, under *paralysis*. [Jean Baptiste Octave Landry, French physician, 1826-1865.]

land scur'vy. Another name for *purpura hemorrhagica*.

lanesin (lan'es-in). A product analogous to lanolin, prepared from the waters used in bleaching wool. [Lat., *lana*, wool.]

Lange's colloidal gold reaction, how to determine presence of reducing bodies in cerebrospinal fluid, see in *appendix, page 909*.

lanichol (lan'ik-ol). One of the proprietary preparations of wool fat.

laniol (la'ne-ol). One of the proprietary preparations of wool fat.

lanocerin (lan-o-se'rin). A substance present in wool fat, supposed to be the internal anhydrid of lanoceric acid.

lanofom (lan'o-form). Lanolin containing one per cent. of formic aldehyd; an antiseptic.

lanolin (lan'o-lin). An ointment base, being a mixture of cholesterol and fatty acids, prepared from sheep's wool. It is of neutral reaction, mixes with solid fats and oils, and readily takes up its own weight of water or of mercury. It is

easily absorbed by the skin. See *adepts lanæ* and *adepts lanæ hydrosolus*. [Lat., *lanolinum*, from *lana*, wool, + *oleum*, oil.]

lantanim (lan'tan-in). An alkaloid obtained from *Lantana brasiliensis*. Its use as an antiseptic has been suggested.

lanthanum (lan'than-um). A metallic element. Symbol, *La*. [Gr., *lanthanein*, to hide.]

lanthopin (lan'tho-pin). An alkaloid, $C_{20}H_{22}NO_4$, of opium.

lanu'go. Downy hair. **1. pudendorum**. The pubic hair. [Lat., *lana*, wool.]

laparectomy (lap-ar-ek'to-me). Excision of strips from the wall of the abdomen in cases of abnormal laxity of the structures composing it. [Gr., *lapara*, flank, + *ektomēin*, to cut out.]

lap'aro-. Combining form of Gr., *lapara*, flank; a prefix used in compound words to signify having to do with the flank and also applied to operations to denote that they are performed by cutting through the abdominal wall.

laparocholecystotomy (lap'ar-o-ko'lle-sis-to'to-me). The operation of opening the gall-bladder through an abdominal incision. [Gr., *lapara*, loin, + *chole*, gall, + *kystis*, a bladder, + *tome*, a cutting.]

laparocolotomy (lap'ar-o-ko-lek'to-me). See *colectomy*. [Gr., *lapara*, flank, + *kolon*, the colon, + *ektome*, a cutting out.]

laparocolotomy (lap'ar-o-ko-lot'o-me). See *colotomy*. [Gr., *lapara*, flank, + *kolon*, colon, + *tome*, a cutting.]

laparocystectomy (lap'ar-o-sis-tek'to-me). The removal of a cyst by an abdominal incision (e. g., that of an extra-uterine fetus with its envelopes). [Gr., *lapara*, flank, + *kystis*, cyst, + *ektomēin*, to cut out.]

laparocystotomy (lap'ar-o-sis-tot'o-me). **1.** Suprapubic cystotomy. **2.** The removal of an extra-uterine fetus by laparotomy, the cyst being incised but not removed.

laparo-elytrotomy (lap'ar-o-el-it-rot'o-me). The operation of making an opening into the vagina through the abdominal wall for the purpose of extracting the fetus above the pelvis, but through the os uteri, as a substitute for the cesarean operation. [Gr., *lapara*, flank, + *elytron*, a sheath, + *tome*, a cutting.]

laparotomist (lap-ar-ot'o-mist). One who performs laparotomy or advocates its performance in certain pathological states.

laparotomized (lap-ar-ot'o-mizd). Subjected to laparotomy.

laparotomy (lap-ar-ot'o-me). The operation of opening the abdominal cavity by incision. [Lat., *laparotomia*, from Gr., *lapara*, flank, groin, + *tome*, a cutting.]

lap'ides cancer'um. Concretions consisting mostly of calcium carbonate and phosphate, obtained from the stomach of the craw-fish.

lapidification (lap-id'if-ik-a'shun). Conversion into stonelike material.

lap'pis, pl., *lapides*. A stone; a stony concretion. **1. calaminaris**. Native zinc carbonate. **1. causticus**. Caustic potash.

1. infernalis. Silver nitrate. **1. lazulis**. The ultramarine; a valuable blue pigment found in nature. **1. lunaria**. Silver nitrate. **lapides spongiæ**. Concretions consisting chiefly of calcium carbonate, found in sponges; formerly calcined and used in goiter. [Lat.]

lappa (lap'ah). Burdock root. An obsolete folk remedy.

lard. The fat obtained from hogs.

lardacein (lar-da'se-in). An amyloid substance of a proteid nature found in amyloid degeneration.

lardaceous (lar-da'shus). Resembling lard; used in describing the appearance of amyloid infiltration. **1. degeneration**. See *amyloid degeneration* under *degeneration*.

largin (lar'jin). An albuminous compound of silver; used like protargol.

Lar'ix. The larch, a genus of coniferous trees. **1. americana**. The hackmatack or tamarack of North America. Two varieties, *L. microcarpa*, or red larch, and *L. pedula*, or black larch, yield a good turpentine. Their bark is used as a diuretic. **1. communis**, **1. decidua**, **1. europæa**, **1. excelsa**. The common European larch. Its bark is astringent and mildly stimulant. See also *Venice turpentine*, under *turpentine*.

lark'spur. See *staphisagria*.

larva (lar'vah). The young stage of various lower animals, such as insects, in which the "grub" emerges from the egg. **1. nigrans**. See *creeping eruption*, under *eruption*. [Lat., *larva*, a mask.]

laryngectomy (lar-in-jek'to-me). Excision of the larynx. [Gr., *larygx*, larynx, + *ektome*, excision.]

laryngismus (lar-in-jiz'mus). Spasm of the larynx. **infantile 1.** L. occurring in badly nourished children under one year of age. **1. stridulus**. Sudden spasm of the larynx, with crowing inspiration and cyanosis. It occurs chiefly in children with rickets. [Gr., *larygx*, the larynx.]

laryngitis (lar-in-ji'tis). Inflammation of the mucous membrane of the larynx. **acute catarrhal 1.** L. due to an acute but mild infection. **chronic catarrhal 1.** L. due to repeated acute attacks. **chronic hypertrophic 1.** Chronic 1. with hypertrophy of the affected tissues. **diphtheritic 1.** L. due to invasion of the larynx by the bacillus of diphtheria, usually with the formation of membrane. **dry 1.** A form of 1. analogous to angina sicca. **1. submucosa**. See *edema of the glottis*, under *edema*. **phlegmonous 1.** An inflammation of the larynx with diffuse purulent infiltration or the formation of abscesses. **phthisical 1.** See *tuberculous 1.* **syphilitic 1.** L. due to constitutional syphilis, and manifested in simple catarrh, the formation of broad condylomata, follicular hyperplasia, syphiloma, syphilitic perichondritis, etc. **tuberculous 1.** The formation of miliary tubercles in the laryngeal mucous membrane. **ulcerative 1.** Chronic 1. with ulceration of the

- mucous membrane. [Gr., *larynx*, the larynx, + *itis*, inflammation.]
- laryngo-**. Combining form of Gr., *larynx*, larynx; used as a prefix to signify of or pertaining to the larynx.
- laryngocele** (lar-in'go-sel). Protrusion of the mucous membrane across the cricothyroid space. [Gr., *larynx*, larynx, + *kele*, tumor.]
- laryngocentesis** (lar-in'go-sen-te'sis). Surgical puncture into the larynx. [Gr., *larynx*, the larynx, + *kentesis*, a pricking.]
- laryngofission** (lar-in-go-fish'un). The operation of cleaving the larynx, especially the thyroid cartilage, for the extirpation of tumors in the interior of the larynx. [Lat., *laryngofissio*, from Gr., *larynx*, the larynx, + Lat., *findere*, to cleave.]
- laryngological** (lar-in-go-loj'ik-al). Pertaining to laryngology.
- laryngology** (lar-in-go'l-je). Knowledge relating to the larynx and its diseases. [Gr., *larynx*, the larynx, + *logos*, understanding.]
- laryngoparalysis** (lar-in'go-par-al'is-is). Motor paralysis of the larynx. [Gr., *larynx*, the larynx, + *paralysis*, paralysis.]
- laryngopathy** (lar-in-gop'ath-e). Any disease of the larynx. [Gr., *larynx*, the larynx, + *pathos*, a disease.]
- laryngophantom** (lar-in-go-fan'tom). A model of the larynx for purposes of study. [Gr., *larynx*, the larynx, + *phantos*, visible.]
- laryngophony** (lar-in-gof'on-e). The sound perceived on auscultation of the voice when the ear or the stethoscope is placed over the thyroid cartilage, and vocal tones are emitted. It is less intense than tracheophony. [Gr., *larynx*, the larynx, + *phone*, the voice.]
- laryngophthisis** (lar-in-gof'this-is). Tuberculous laryngitis. [Gr., *larynx*, the larynx, + *phthisis*, consumption.]
- laryngoplasty** (lar-in'go-plas-te). The plastic surgery of the larynx. [Gr., *larynx*, the larynx, + *plassein*, to mold.]
- laryngorhinology** (lar-in'go-rin-ol'o-je). The science and study of the larynx and the nose and of their diseases. [Gr., *larynx*, larynx, + *ris*, nose, + *logos*, knowledge.]
- laryngorrhagia** (lar'in-gor-raj'e-ah). Hemorrhage from the larynx. [Gr., *larynx*, the larynx, + *regnunai*, to burst forth.]
- laryngoscope** (lar-in'go-skop). A mirror with a reflector, used to examine the larynx and the trachea. [Gr., *larynx*, the larynx, + *skopein*, to examine.]
- laryngoscopy** (lar-in-gos'kop-e). The use of the laryngoscope.
- laryngospasmus** (lar-in-go-spas'mus). Spasm of the larynx.
- laryngotomy** (lar-in-got'o-me). The operation of cutting into the larynx. **complete l.** An incision into the larynx through the whole length of the thyroid and cricoid cartilages and the cricothyroid membrane. **median l.** Incision of the thyroid cartilage. **subhyoid l.** The opening of the larynx by a cut through the thyrohyoid membrane. **superior l.** An incision through the thyrohyoid membrane into the larynx. [Gr., *larynx*, the larynx, + *tome*, a cutting.]
- laryngotracheitis** (lar-in'go-trak-e-i'tis). Inflammation of the larynx and trachea. [Gr., *larynx*, the larynx, + *tracheia*, trachea, + *itis*, inflammation.]
- laryngotracheotomy** (lar-in'go-tra-ke-o'to-me). Laryngotomy continued downward through one or more of the tracheal rings. [Gr., *larynx*, the larynx, + *tracheia*, the trachea, + *tome*, a cutting.]
- larynx** (lar'inx). The organ of voice, situated at the superior anterior part of the neck, below the tongue and the hyoid bone, lying in the median line of the body, and extending down to the trachea. It consists of three single cartilages (the thyroid, the cricoid, and that of the epiglottis) and three paired (the arytenoid, the cornicula laryngis, and the cuneiform cartilages). It contains the vocal bands.
- artificial l.** A metal or vulcanite tube having a vibratory reed, to replace an excised l. [Gr., *larynx*, windpipe, throat.]
- lascivia** (las-iv'e-ah). Great sexual excitement.
- laserpitin** (la-ser'pit-in). A bitter principle, $C_{15}H_{22}O_4$, extracted from *Laserpitium latifolium*.
- Laserpitium** (la-ser-pit'e-um). Laserwort; a genus of umbelliferous herbs. **L. latifolium.** The herb frankincense, the root of which was once employed as a tonic and stimulant, but is now little used.
- latent.** Hidden, concealed; present or existing, but not manifest. **l. heat.** The heat which disappears or becomes concealed in a body while producing some change (evaporation or melting) in it other than an increase in temperature. **l. life.** See under *life*. **l. period.** See under *period*. [Lat., *latentum*, pres. pple. of *latere*, to be hidden.]
- lateral-chain theory.** See *Ehrlich's side-chain theory*, under *Ehrlich*.
- lateropulsion** (lat-er-o-pul'shun). A propulsion or involuntary tendency to fall to one side, frequent in cerebellar and labyrinthine disease. [Lat., *latus*, the side, + *pulsio*, a pushing.]
- lathyrin** (lath'ir-in). A bitter principle extracted from a species of *Lathyrus*.
- lathyrism** (lath'ir-izm). Poisoning by certain lupines, species of *Lathyrus*.
- lat'i, pl.** The proglottides of *Taenia solium*.
- latissimus** (la-tis'si-mus). See *table of muscles*, under *muscle*.
- latrine** (lat'rin). A public privy.
- Latrodectus** (lat-ro-dek'tus). A genus of dark colored poisonous spiders, found in tropical countries and belonging to the class *Arachnida* and order *Aranea*. **L. mactens.** A New Zealand species found among the rushes and sedges near the sea shore. Its bite is said to be dangerous and even fatal. **L. scellio.** The kalipo or poisonous spider of New Zealand.
- laudable** (law'dab-l). Healthy, having the normal qualities (said formerly of pus).

[Lat., *laudabilis*, from *laudare*, to praise.]
laudanin (law-dan'id-in). An alkaloid, $C_{20}H_{25}NO_4$, occurring in small amounts in opium.

laudanin (law'dan-in). A base, $C_{20}H_{25}NO_4$, found in small amounts in opium.

laudanotin (law-den'o-sin). An alkaloid, $C_{21}H_{27}NO_4$, found in small amounts in opium.

laudanum (law'dan-um). [Probably a contraction of *laudatum medicamentum* (the celebrated remedy) or *laude dignum* (the praiseworthy remedy), although by some supposed to be from *ladanum* (*q. v.*)] A paracelsian name for tincture of opium, formerly applied also to any anodyne. See *tinctura opii*, under *opium*. **Sydenham's l.** See *tinctura opii crocata*, under *opium*.

laugh (laf). The characteristic sound produced in laughing. **canine l., sardonic l.** See *risus sardonius*, under *risus*.

laughing (laf'ing). A movement (usually involuntary) of the muscles of the face, indicating merriment, satisfaction, or derision, and attended by an interrupted expulsion of air from the lungs.

laundryman's itch. See *itch*.

laurel (law'rel). See *Laurus*.

lauretin (law-re'tin). A fatty substance extracted from the seeds of *Laurus nobilis*.

laurin (law'rin). A compound of glyceryl and lauric acid.

laurocerasin (law-ro-ser'as-in). Amorphous amygdalin.

Laurocerasus (law-ro-ser'as-us). 1. A section of the genus *Prunus*. 2. The leaves of *Prunus l. aqua laurocerasi*. Cherry laurel water; made by distilling the fresh leaves of *Prunus l.* with water [Br. Ph.]. [Lat., *laurus*, laurel, + *cerasus*, the cherry tree.]

laurotetanin (law-ro-tet'an-in). A tetanizing alkaloid found in various laurineous plants.

Laurus (law'rus). A genus of plants formerly including most of the laurels. **L. nobilis.** The laurel tree. The leaves and the berries contain a volatile oil upon which their aromatic properties depend. The leaves, fruit, and oil are used now chiefly to impart a pleasant odor to external remedies. [Lat.]

lavage (lav-ahj'). A washing, especially a washing of the stomach. [Fr., from Lat., *lavare*, to wash.]

Lavandula (lav-an'du-lah). 1. A genus of labiate plants, the lavenders. 2. Lavender flowers. **L. vera.** The true lavender. Lavender flowers and their oil are a stimulant and tonic, but are now chiefly employed in perfumery or as a pleasant adjuvant to other remedies. **L. vulgaris. L. vera. oleum lavandulae florum.** Oil of lavender flowers [U. S. Ph.]. **spiritus lavandulae.** A preparation made by dissolving oil of lavender flowers in alcohol [U. S. Ph., Br. Ph.]. **spiritus lavandulae compositus** [U. S. Ph., 1870]. See *tinctura lavandulae composita*. **tinctura lavan-**

dulae composita. [U. S. Ph., Br. Ph.]. Compound spirits of lavender, a preparation made by dissolving oil of lavender flowers and oil of rosemary in alcohol, which is used to extract cinnamon, cloves, and nutmeg, and colored red [U. S. Ph.]. The preparation of the Br. Ph. is essentially similar. [Lat.]

lavender (lav'en-der). See *Lavandula*.

Laveran'ia. A species of *Plasmodia* in which the gametocyte is in the form of a crescent. **L. malariae.** The parasite of malignant and chronic malaria. It is smaller than the tertian organism, having fewer segments and its gametocytes are crescentic in shape.

Laveran's bodies, Laveran's corpuscles. See *Plasmodium malariae*, under *Plasmodium*. [Charles Laveran, Parisian physician, born 1845.]

law. A general rule or principle governing individual events. **Ampère's l.** See under *Ampère*. **Avogadro's l.** See under *Avogadro*. **Behring's l.** See under *Behring*. **Bell-Magendie's l.** See under *Bell-Magendie*. **Berthollet's l's.** See under *Berthollet*. **Boudin's l.** See under *Boudin*. **Boyle's l.** See under *Boyle*. **Brewster's l.** See under *Brewster*. **Bunsen's l's.** See under *Bunsen*. **Charles's l.** See under *Charles*. **Colles's l.** See under *Colles*. **Coulomb's l.** See under *Coulomb*. **Courvoisier's l.** See under *Courvoisier*. **Dalton's l.** See under *Dalton*. **Delboeuf's l.** See under *Delboeuf*. **Donder's l.** See *Listing's l.* under *Listing*. **Du Bois-Reymond's l.** See under *Du Bois-Reymond*. **Dulong and Petit's l.** See under *Dulong and Petit*. **Faraday's l's of electrolysis.** See under *Faraday*. **Fechner's l.** See *psychophysical l. fundamental biological l.* Of Haeckel, the l. that the ontogeny (the life history of the individual) is a short repetition of the phylogeny (the history of a species). **Gay-Lussac's l.** See under *Gay-Lussac*. **Godelier's l.** See under *Godelier*. **Graham's l.** See under *Graham*. **Gudden's l.** See under *Gudden*. **Henry's l., Henry and Dalton's l.** See under *Henry*. **Hooke's l.** See under *Hooke*. **Kirchoff's l.** See under *Kirchoff*. **Koch's l.** See under *Koch*. **l's, medical,** see in *appendix*, page 935. **l. of definite proportions.** The l. that when two or more bodies unite to form a new chemical compound they unite in a certain definite and constant proportion by weight. **l. of diffusion of gases.** See *Graham's l.*, under *Graham*. **l. of eccentricity of sensation.** The l. that a sensation is referred to the termination or end organ of the stimulated nerve and not to the nerve center. **l. of mass action.** The l. (Guldberg and Waage) that in chemical reactions the amount of change taking place is proportional to the action mass of the reacting substance. **l. of molecular weights.** The l. that the weight of a molecule is the sum of the weights of its atoms and that the relative molecular weight of a compound is

equal to the sum of the atomic weights of its components divided by two. **l. of multiple proportions.** The l. that when two substances unite to form a series of chemical compounds the proportions in which they unite are simple multiples of one another or of one common proportion. **l. of projection.** In physiological optics the l. that stimulation of any point on the retina gives a visual sensation, which is projected outward along the secondary axes from the point stimulated through the nodal point. **l. of reciprocal proportions.** In chemistry, the l. that the proportions in which two elementary bodies unite with a third body are simple multiples or simple fractions of the proportions in which these two bodies unite with each other. **l. of volumes.** See *Gay-Lussac's l.*, under *Gay-Lussac* (2d def.). **Listing's l.** See under *Listing*. **Malaguti's l.** See under *Malaguti*. **Mariotte's l.** See *Boyle's l.*, under *Boyle*. **mendelian l. of inheritance.** The l. that characteristics transmitted by parents to offspring may be treated as separate units and may exist in the offspring in an apparent or dominant form as well as in a hidden or recessive form. **Metchnikoff's l.** See under *Metchnikoff*. **Mikulicz's law.** See under *Mikulicz*. **Ohm's l.** See under *Ohm*. **periodic l.** The l. which states that the physical and chemical properties of the chemical elements are periodic junctions of their atomic weights. **Pfeiffer's l.** See under *Pfeiffer*. **Pflüger's l. of contraction and stimulation.** See under *Pflüger*. **Profeta's l.** See under *Profeta*. **psychophysical l.** A l. enunciated by Fechner and others according to which the magnitudes of the sensations produced by given stimuli form an arithmetical progression, while the stimuli themselves form a geometrical progression—the sensations, in other words, varying as the logarithms of the stimuli. This l. finds its mathematical expression in Fechner's formula (*q. v.*). It is said to hold fairly good for stimuli and sensations of medium intensity, but not for those that are high or low in the scale. **Ritter and Valli's l.** See under *Ritter and Valli*. **Stokes's l.** See under *Stokes*. **Van't Hoff's l. of temperature coefficient.** See under *Van't Hoff*. **Virchow's l.** See under *Virchow*. **Waller's l. of degeneration.** See under *Waller*. **Weber's l.** See under *Weber*. [Ang.-Sax., *laga, lage, lag, lah.*]

lax'atin. A proprietary preparation of phenolphthalein.

laxative (lax'a-tiv). Relaxing, loosening, as a mild purgative. [Lat., *laxus*, loose, *laxativus*, loosening.]

lax'ol. A proprietary preparation of castor oil.

lay'er. A structure spread out like a sheet. **bacillar l. of the retina.** The outermost l. of the retina, the one nearest the choroid, and intimately connected with the l. of hexagonal pigment cells. **Bowman's l., Bowman's l. of the**

cornea. The anterior layer of the cornea situated immediately beneath the epithelial l. **cuticular l.** The highly refractive, finely striated, hyaline l. at the free extremity of a typical columnar cell (*q. v.*), especially one of the columnar cells of the small intestine. **epithelium forming l.** The deepest cells of an epithelium which multiply and increase in size to take the place of the worn-out and exfoliated cells at the surface. **exterior limiting l. of the iris.** The endothelium covering the anterior surface of the iris. **fibrous l. of the pericardium.** The external l. of the pericardium, consisting of connective tissue fibers which interlace in every direction. **ganglionic l.** A small l. of angular nerve cells lying between the third and fourth l's, sometimes observed in the cerebral cortex, especially in the motor region. **germ (or germinal) l's.** The l's into which the blastoderm divides, termed respectively, from without inward, epiblast, mesoblast, and hypoblast. See *epiblast*, *mesoblast*, *hypoblast*, *somatopleure*, and *splanchnopleure*. **Henle's l.** See under *Henle*. **Huxley's l.** See under *Huxley*. **internal granule l.** One of the l's in the retina situated between the internal granular l. and the external reticular l. **internal molecular l.** One of the l's which compose the retina, situated between the l. of ganglion cells and the l. of internal granules. **l. of rods and cones.** See *bacillar l. of the retina*. **malpighian l.** See *rete mucosum*. **muscular l. A l.**, as of a mucous membrane or of a blood vessel, consisting of muscular fibers. **osteogenetic l.** Syn.: *subperiosteal tissue*. The l. of periosteum or perichondrium next the surface of bone or of cartilage which is destined to become bone. **papillary l. of the corium.** The dense part of the corium next the epidermis. **primitive l's, primordial l's. 1.** The primordial epiblast and hypoblast; the l's of a two-layered blastoderm. **2.** The l's of a three-layered blastoderm, epiblast, mesoblast, and hypoblast. **reticular l. of the corium.** The deeper or less dense part of the corium. It merges insensibly into the subcutaneous connective tissue on one side and into the papillary l. on the other. **reticular l. of the iris.** The second l. of the iris from before backward. **retinal pigment l.** A l. of pigmented epithelial cells forming the innermost lining of the retina, choroid, ciliary body, and iris. Embryologically, it is part of the retina. **secondary germ l's.** The germ l's after the appearance of the mesoblast; i. e., epiblast, parietal mesoblast, visceral mesoblast, and hypoblast. **sluggish l.** The l. of corpuscles next to the wall of a blood vessel, which move more slowly than those in the center of the stream. **spindle l.** The fifth l. of cells in a section through one of the cerebral convolutions. It consists mostly of fusiform cells having a vertical arrangement.

- vascular l. of the iris.** The third l. of the iris; from before backward. [Mid. Eng., *leyer*, from Ang.-Sax., *leagan*, to lay.]
- lazaretto** (laz-ar-et'to). An establishment for quarantine, disinfection, and for observation of infectious diseases. [Ital., a pest-house.]
- lb.** An abbreviation for the Latin word *libra*, meaning pound.
- leaching.** The process of causing water or other fluid to percolate through some substance, e. g., through wood ashes to extract their soluble constituents.
- lead** (led). A metallic element usually occurring native in the form of a sulphid (galena), less often in other combinations, and very rarely uncombined. Symbol, Pb. (from *plumbum*); atomic weight, 206.9. The compounds of l. are poisonous, giving rise to lead colic, lead palsy, etc. It is a soft ductile metal of a bluish color. Upon exposure to the air only the surface is oxidized. In a compact mass it is not dissolved by sulphuric or hydrochloric acid. It has a low melting point and is used in the preparation of alloys. List of poisons and their antidotes, see in *appendix*, page 939.
- black l.** Graphite.
- l. acetate.** A compound of l. and acetic acid. The normal l. acetate, or sugar of l., is a body, $Pb(C_2H_3O_2)_2 + 3H_2O$, forming colorless, transparent prismatic crystals of sweet, astringent taste, soluble in water, slightly soluble in alcohol. Used as an astringent. [Lat., *plumbi acetas*, U. S. Ph., Br. Ph.]
- l. and opium wash.** See *lotio plumbi et opii*, under *plumbum*.
- l. carbonate.** Normal l. carbonate, a body, $PbCO_3$, occurring native as the mineral cerusite, and also obtained artificially. What is usually called l. carbonate is basic l. carbonate. [Lat., *plumbi carbonas*, U. S. Ph., 1880, Br. Ph. 1898.]
- l. iodid.** A body, PbI_2 , occurring as a heavy, bright-yellow crystalline powder, slightly soluble in water and in alcohol. Used topically as a discutient. [Lat., *plumbi iodidum*, U. S. Ph., Br. Ph.]
- l. line.** The blue line on the gums in l. poisoning.
- l. lotion.** A lotion containing a salt of lead, usually the subacetate.
- l. nitrate.** Plumbic nitrate, a body, $Pb(NO_3)_2$, of sweet astringent taste, readily soluble in water. It is used in solution as an astringent lotion, and internally in hemoptysis, epilepsy, and asthma. [Lat., *plumbi nitras*, U. S. Ph.]
- l. oleate.** The lead salt of oleic acid, $(C_{17}H_{33}.COO)_2Pb$. Used as an ointment.
- l. oxid.** Litharge or yellow oxid of lead and the red oxid are known. [Lat., *plumbi oxidum*, U. S. Ph., Br. Ph.]
- l. poisoning.** See *l. cachexia*, under *cachexia*; *l. palsy*, under *palsy*; *leading*, and *plumbism*.
- l. subacetate.** Basic l. acetate, a term applied usually to the mixture of basic l. acetates contained in the *liquor plumbi subacetatis* of the U. S. and Br. Ph.'s.
- sugar of l.** See under *l. acetate* and *l. subacetate*. [Ang.-Sax., *loed*.]
- leading** (led'ing). Of smelters, a chronic form of lead poisoning induced by their occupation.
- lecibrin** (les'ib-rin). Lecithin obtained from the brain in combination with nucleo-proteins, containing 33 $\frac{1}{3}$ per cent. of lecithin.
- lecithin** (les'ith-in). A term for a class of bodies derived from the tissues of the brain and nerves, from amniotic fluid, from yolk of egg, from bile, from spermatozooids, and from certain vegetable substances. All are derivatives of glycerin, formed by the substitution of the molecules of 2 fatty acid radicles for 2 molecules of hydroxyl, while the third molecule of hydroxyl is replaced by a molecule of neurin in combination with phosphoric acid. Upon boiling in alkalis or baryta water the l's are hydrolyzed to fatty acids, glycerin, phosphoric acid, and cholin. Intermediate products, such as glycerin and phosphoric acid, have also been isolated. [Gr., *lekithos*, the yolk of an egg.]
- lecithoid** (les'ith-oyd). Vitellin, resembling the yolk of an egg. [Gr., *lekithos*, the yolk of an egg, + *eidōs*, resemblance.]
- lecithol** (les'ith-ol). An emulsionlike solution, containing 18 per cent. of alcohol and 0.015 gm. of lecithin in a c.c. of the solution.
- lecithoprotein** (les'ith-o-pro'te-in). A protein containing a lecithin.
- Le'dum.** 1. A genus of ericaceous shrubs. 2. The genus *Rhododendron*.
- L. groenlandicum, L. latifolium.** Labrador tea. The leaves are used as a pectoral and tonic.
- L. palustre.** Marsh tea. The leaves are used in domestic practice. They contain a tannin and a volatile oil. In Germany the leaves are substituted for hops in making beer. [Gr., *ledon*.]
- leech.** 1. See *Hirudo*; the leech, *Hirudo medicinalis*, used to extract blood from a patient. 2. An old term for a physician.
- artificial l.** Syn.: *hirudo mechanica*. An instrument for puncturing a part and drawing blood from it by suction after the manner of a leech.
- leeching.** The abstraction of blood by means of leeches.
- leg.** 1. A limb used in walking; in man, the lower limb, especially that portion of it that extends from the knee to the ankle. 2. A supporting pillar.
- bandy l's.** See *genu varum*.
- Barbados l.** Elephantiasis of the l. **bow l.** See *bowlegs* under *separate heading*.
- lawn tennis l.** A rupture of some of the calf muscles, with localized pain and loss of power in the l.; caused by strain in playing lawn tennis.
- milk l.** See *phlegmasia alba*.
- white l.** See *phlegmasia alba*. [Mid. Eng., *legge*.]
- legitimacy** (le-jit'im-as-e). Being born in wedlock. [Lat., *legitimus*, lawful.]
- legumin** (leg'u-min). Vegetable protein. [Lat., *legumen*, pulse.]
- leiomyoma** (li'o-mi-o'mah). A myoma composed of smooth muscle fibers. See

- fibromyoma*. [Gr., *leios*, smooth, + *mys*, muscle, + *oma*, tumor.]
- leiomyosarcoma** (li'ō-mi-o-sar-ko'mah). A leiomyoma which has undergone sarcomatous degeneration; occurring most frequently as spindle-celled sarcomata of the uterus or the alimentary and genitourinary tract.
- Leishman-Donovan bodies**. See *Leishmania Donovanii*.
- Leishmania** (lish-man'e-ah). Protozoa of the class *Mastigophora* and family *Herpetomonidae*. They are oval or pyriform in shape. **L. Donovanii**. Syn.: *Herpetomonas*. A species found in *kala-azar*. **L. tropica**. The cause of *oriental sore*.
- Leishmanniosis** (lish-man-e-o'sis). Disease due to infection by various species of the protozoan genus *Leishmania*.
- Leiter's coil**. See *cold water coil* under *coil*.
- lema**. Of old writers, the dried secretion of the meibomian glands; also a discharge from the eye. [Gr., *leme*.]
- Lembert suture**. An intestinal s. in which the thread passes through the mucous membrane alone, so as to bring that membrane and the connective tissue upon which it rests together.
- lemniscus** (lem-nis'kus). Syn.: *fillet*. The name given to two bundles of sensory fibers found in the medulla, pons and mid-brain. **lateral or external l.** A bundle containing sensory fibers mostly from the cranial nerves, terminates in the inferior colliculus, internal geniculate, and thalamus. **median internal l.** A bundle formed from decussating fibers that arise in the fasciculus gracilis and fasciculus cuneatus. It passes forward in the tegmental region to terminate in the thalamus. [Gr., *lemniskos*, a woolen band.]
- lemoid** (le'moyd). Pertaining to or associated with contagious disease. [Gr., *loimos*, a plague, + *eidōs*, resemblance.]
- lem'on**. The fruit of *Citrus limonum*. **essential salt of l's**. A commercial name for potassium tetroxalate. **l. juice**. See under *limo* [Lat., *limonis succus*, U. S. Ph.; *succus limonis*, Br. Ph.]. **l. peel**. See under *limo* [Lat., *limonis cortex*, U. S. Ph., Br. Ph.]. **oil of l.** See under *limo* [Lat., *oleum limonis*, U. S. Ph., Br. Ph.]. **tincture of l. peel**. See under *limo* [Lat., *tinctura limonis corticis*, U. S. Ph.; *tinctura limonis*, Br. Ph.]. [Lat., *limo*.]
- Lenhartz' treatment**. See in *appendix*, pages 915, 916.
- lenigallol** (len-e-gal'ol). Pyrogallol triacetate, C₂H₃O₆. It is used as a substitute for pyrogallol in certain conditions.
- lenirobin** (len-e-ro'bin). Chrysarobin tetracetate.
- lenitive** (len'ti-iv). See *laxative*, *emollient*, and *demulcent*. [Lat., *lenire*, to soothe.]
- lens**. 1. A piece of glass or other transparent substance so curved on one or more of its surfaces as to refract rays of light, either dispersing or converging them or rendering them parallel. 2. See *crystalline l.* **achromatic l.**, **apochromatic l.** A l. so constructed as to correct the aberration of refrangibility, or chromatic aberration, of common l's. **bicylindrical l's**. L's which have two cylindrical curved surfaces the axes of which are at right angles to each other. **bifocal l's**. L's in which the upper half is so ground as to be suitable for distant objects, and the lower half so ground as to be suitable for near objects. **concave cylindrical l.** A l. the surface of which represents the concave or inner surface of a cylindrical tube. **concave l.** See *double concave l.*, *planoconcave l.*, and *convexoconcave l.* **concavoconvex l.** A l. with one surface convex and the other concave, the curvature of the former being the greater. **convergent l.**, **converging l.** A l., double convex, planoconvex, or concavoconvex, such as causes the rays to converge to a focus. **convex cylindrical l.** A l. the surface of which represents the convex or outer surface of a cylindrical tube. **convexoconcave l.** A l. with one surface convex and the other concave, the curvature of the latter being the greater. **crystalline l.** A biconvex transparent body, lying in its capsule behind the pupil of the eye and maintained in place by its suspensory ligament. It is made of long nucleated and prismatic fibers, with serrated edges, so arranged as to divide the mass into sectors. The l. is also divisible into concentric lamellae. It serves to refract the rays of light entering the pupil and impinging on its surface so as to bring them to a focus upon the retina. **cylindrical l.** See *concave cylindrical l.* and *convex cylindrical l.* **double concave l.** A l. both faces of which are concave. **double convex l.** A l. both faces of which are convex. **oil immersion l.** See under *immersion*. **planoconcave l.** A l. one face of which is plane and the other concave. **planoconvex l.** A l. one face of which is plane and the other convex. **plus l.**, **positive l.** A convex or magnifying l. **trial l.** A l. employed in testing the refraction of the eye. [Lat., *lens*, a lentil.]
- lenticonus** (len-tik-o'nus). An abnormal curvature of the anterior or posterior surface of the lens. [Lat., *lens*, lens, + *conus*, cone.]
- lenticular** (len-tik'u-lar). 1. Lentil or lens-shaped. 2. Pertaining to a lens. **l. fossa**. See under *fossa*. **l. glands**. See under *gland*. **l. nucleus**. See under *nucleus*. [Lat., *lenticularis*, from *lenticula*, dim. of *lens*.]
- lenticinose**, **lenticinuous** (len-tig'in-ōs, len-tig'in-us). 1. Affected with lentigo. 2. Covered with minute dots.
- lentigo** (len-ti'go). Syn.: *freckles*, *ephelides*. A cutaneous disease characterized by brown lenticular spots on the skin due to pigmentation, and occurring most commonly on the face, neck, hands, and arms.

Sometimes, but not necessarily, it is provoked by exposure to the sun. [Lat., *lens*, a lentil.]

lentitis (len-ti'tis). See *phakitis*. [Lat., *lens*, lens, + Gr., *itis*, inflammation.]

leontiasis (le-on-ti'as-is). A bilateral and symmetrical hypertrophy of the bones of the face and skull leading to a lionlike facial expression. [Gr., *leontiasis*, from *leon*, a lion.]

Leontodon (le-on'to-don). Dandelion, a genus of cichoriaceous plants. **L. taraxacoides**. *Taraxacum officinale*, var. *taraxacoides*. **L. taraxacum**. The common dandelion (*Taraxacum officinale*). **L. tenuifolius**. *Taraxacum officinale*, var. *lividum*. **L. vulgare**. *Taraxacum officinale*. [Gr., *leon*, a lion, + *odous*, a tooth.]

lep'er. One affected with leprosy.

le peta. Another name for *tinea imbricata*.

lepidic (le-pid'ik). A term used to denote a tissue in which the specific cells are arranged in layers or clusters in direct apposition and are not separated by lymph spaces, stroma, or blood vessels. The term is used to describe tumors arising from such tissues, which include epidermis, epithelium, mesothelium, and endothelium. [Gr., *lepis*, scale.]

lep'ido-. Combining form of the Gr., *lepis*, *lepidos*, scale. To indicate having to do with scales.

lepidoid (lep'id-oyd). Scaly. [Gr., *lepis*, scale, + *eidos*, resemblance.]

lepidoma (lep-id-o'mah). A tumor springing from the tissue of a lining membrane and distinguished as epilepidoma, hypolepidoma, mesolepidoma, and endolepidoma. [Gr., *lepis*, scale, husk, + *oma*, tumor.]

lepidophyton (lep-id-o-fi'ton). A fungus said to cause *tinea imbricata* or *Tokelau ringworm*, a disease common in the Pacific islands. [Gr., *lepis*, a scale, + *phyton*, plant.]

lepidosarcoma (lep'id-o-sar-ko'mah). A sarcoma covered with scales, found in the mouth. [Gr., *lepis*, *lepidos*, a scale, + *sarkoma*, sarcoma.]

leptothrix (lep'o-thriks). Concretions upon hairs produced by the growth of microorganisms. [Gr., *lepis*, *lepidos*, scale, + *thrix*, hair.]

lepra (lep'rah). An old name for *psoriasis*, now sometimes applied to leprosy. [Gr., *lepra*, from *lepis*, a rind, a scale, a husk.]

leprology (lep-ro'l'o-je). The study and science of leprosy. [Gr., *lepra*, leprosy, + *logos*, science.]

leproma (lep-ro'mah). The specific lesion of tubercular leprosy. [Gr., *lepra*, leprosy, + *oma*, tumor.]

leprophobia (lep-ro-fo'be-ah). Morbid dread of leprosy and lepers. [Gr., *lepra*, leprosy, + *phobos*, fear.]

leprosy (lep'ro-se). Syn.: *lepra*, *lepra Arabum*, *elephantiasis Graecorum*. A chronic, infectious disease caused by the *Bacillus leprae*, with symptoms which appear chiefly in the skin or the nervous system, according to whether the organ-

isms find their chief development in one or the other of these tissues. The symptoms of the disease were fully described in the first century of the Christian era by Aretaeus. The *Bacillus leprae* was discovered by Hansen in 1871. The disease is divided into *tubercular l.*, which chiefly affects the skin, and *anesthetic or maculo-anesthetic l.*, which chiefly affects the nerves. [Old Fr., *lepre*, *lepre*, mod. Fr., *lepre*, Lat., *lepra*, from Gr., *lepra*, scaly disease.]

leptous (lep'rus). Relating to or suffering from leprosy.

Leptandra (lep-tan'drah). 1. The genus *Veronica*. 2. Of the U. S. Ph., Culver's root, the rhizome and rootlets of *Veronica virginica*. The extract and fluidextract are official in the U. S. Ph. [Gr., *leptos*, delicate, + *aner*, a man.]

leptandrin (lep-tan'drin). 1. A resinous cathartic substance isolated from *Leptandra* (*Veronica virginica*).

leptocephalia (lep-to-sef-al'e-ah). Abnormal smallness of the head. [Gr., *leptos*, slender, + *kephale*, head.]

Leptodera (lep-tod'er-ah). A genus of worms of the order *Nematoda*, and family *Anguillulidae*, which occasionally infest the human intestine. **L. pellio**. A genus infesting the vagina or intestines of Hungarians, being introduced from the soil.

leptomeningitis (lep'to-men-in-ji'tis). An inflammation of a thin or delicate membrane, especially of the pia of the brain or spinal cord. It may be acute or chronic and is caused by a variety of bacterial agents. [Gr., *leptos*, delicate, + *meninx*, a membrane, + *itis*, inflammation.]

leptomeninx (lep'to-men'inx). The arachnoid, or the arachnoid and pia together. [Gr., *leptos*, delicate, + *meninx*, membrane.]

Leptomitus (lep-tom'it-us). A genus of fungi.

Leptothrix (lep'to-thriks). A genus of the bacteria belonging to the family *Trichomycetes* and characterized by stiff, straight, long, threadlike, processes of division or branching. **L. buccalis**. A form found in the human mouth, probably without pathogenic properties. **L. epidermidis**. A variety of *Leptothrix* found in the epidermis. [Gr., *leptos*, slender, + *thrix*, hair.]

Lep'tus. A genus of acari or mites; the harvest mite. **L. americanus** and **L. autumnalis** burrow beneath the skin, causing irritation and itching. [Lat.]

les'bian. Homosexual love between women, psychically or physically expressed.

lesion (le'shun). Any morbid alteration in a tissue, gross or microscopic. **central l.** A l. of the central nervous system. **degenerative l.** A l. due to degeneration. **diffuse l.** A l. not circumscribed by distinct limits; particularly one not occupying a large extent of an organ or part. **focal l.** A l. circumscribed by definite and restricted limits. **functional l. of the nervous system.** See *molecu-*

lar l. inflammatory l. A l. produced by inflammation. **initial l. (of syphilis).** See *syphilitic chancre*, under *chancre*. **irritative l.** Of the nervous system, an excess of functional activity associated with a morbid alteration. **l. of continuity.** See *solution of continuity*, under *solution*. **molecular l.** Syn.: *functional l. of the nervous system*. A l., as of the axis cylinder of a nerve, undetected by chemistry or the microscope, and yet producing loss or excess of functional activity. It is supposed to consist in an alteration of the equilibrium of the molecules of the part. **neoplastic l.** A compressive l. produced by a neoplasm. **organic l.** Any structural change in the organs or tissues of the body. **peripheral l.** Of the nervous system, a functional disorder generally limited to a single nerve or branch of a nerve. **primary l's.** The l's of primary syphilis. See *secondary l's*. **secondary l's.** The l's of secondary syphilis. See *primary l's*. **spinal l.** Of the nervous system, a l. limited to the spinal cord. **systematic l. of the nervous system.** A lesion involving one or more distinct tracts in the spinal cord. **tertiary l's.** The tertiary lesions of syphilis. **toxic l.** An alteration in the tissues produced by a toxic agent. **traumatic l's.** L. due to traumatism. **vascular l.** A l. of a blood vessel, including hyperemia, anemia, hemorrhage, embolism and thrombosis. [Lat., *laesio*, from *laedere*, to wound.]

leth'al. An alcohol, $C_{12}H_{25}OH$, occurring, combined with fatty acids, in spermaceti. [Lat.]

le'thal. Deadly, fatal, mortal.

lethargic (leth-ar'jik). Pertaining to, affected with, or of the nature of lethargy. [Gr., *lethargikos*, from *lethe*, a forgetting.]

lethargy (leth-ar-je). A state of functional or constitutional torpor; drowsiness. [Gr., *lethargia*.]

leucic (lu'sik). Pertaining to, or derived from leucin. [Gr., *leukos*, white.]

leucin (lu'sin). Amido-iso-caproic acid, $(CH_3)_2CH.CH_2.CHNH_2.COOH$. A white substance, crystallizing in shining plates, soluble in about fifty parts of water. It has both acid properties (carboxy-group) and basic properties (amido-group). It is found widely distributed in plant and animal life. All the proteins which have been closely studied yield l. upon hydrolytic cleavage and most proteins yield an abundance of this acid. It has been isolated as a normal constituent of the pancreas, the spleen, and many other glands, its presence being probably due to the action of the enzymes present in the gland upon the proteins of that gland. In pathological conditions it is found in the urine. L. contains one symmetrical carbon atom. The levo-form is the one found in nature. Upon feeding the racemic form, the unnatural component, the dextro-form, is excreted in the urine;

the other form is retained or used up in the organism. [Gr., *leukos*, white.]

leucinethylester (lu'sin-eth'fil-es'ter). The ethylester of leucin, $C_4H_9-CHNH_2-COO-C_2H_5$. An oily liquid which can be distilled.

leucinimid (lu-sin'im-id). A crystalline body, the anhydrid of leucin, $C_{12}H_{22}N_2O_2$, one of the decomposition products of some proteins.

leucinuria (lu-sin-u're-ah). A pathological condition in which leucin is found in the urine.

leucylalanin (lu-kil-al'an-in). A dipeptid of leucin and alanin prepared from elastin by partial hydrolysis.

leucylglycin (lu-kin-glis'in). A dipeptid of leucin and glycin, prepared from elastins by partial hydrolytic cleavage. Erepsin has the property of hydrolyzing this dipeptid to its two soluble amino acids.

leukemia (lu-ke'me-ah). See *leukocythemia*. [Gr., *leukos*, white, + *aima*, blood.]

leu'kin. The bactericidal substance contained within the leukocyte.

leu'ko-, leuk-. Combining form of the Gr., *leukos*, white; used as a prefix to signify deficiency of color.

leukoblasts (lu'ko-blasts). 1. Special cells in the red marrow of bone, which are supposed to develop into red blood corpuscles. 2. Developing leukocytes. [Gr., *leukos*, white, + *blastos*, shoot.]

leukocidin (lu-ko-si'din). A soluble toxin produced by the *Staphylococcus aureus* which causes the death and partial solution of the leukocyte. [Gr., *leukos*, white, + Lat., *caedere*, to kill.]

leukocotoin (lu-ko-ko'toin). A substance forming one of the principles of the coto barks.

leukocyte (lu'ko-sit). A general term for ameboid or lymphoid cells wherever found, but especially applied to the white blood corpuscles. **alpha-l's.** L's which undergo disintegration during the coagulation of the blood. **beta-l's.** L's which do not undergo disintegration during the coagulation of the blood. [Gr., *leukos*, white, + *kytos*, cell.]

leukocythemia (lu'ko-si-the'me-ah). The morbid conditions where the leukopoietic part of the blood-forming tissues are affected. **lymphatic l.** L. in which the blood changes are due mainly to hyperplasia of the lymphatic tissue and characterized by an increase of the lymphocytes in the blood. **medullary l., myelogenous l.** That form of l. in which the osseous marrow tissue is chiefly affected, hypertrophying and throwing off quantities of newly formed amyloid cells. **splenic l.** L. in which the blood changes are chiefly referable to disorder of the spleen. **symptomatic l., temporary l.** See *leukocytosis*. [Gr., *leukos*, white, + *kytos*, cell, + *aima*, blood.]

leukocytogenesis (lu'ko-si-to-jen'es-is). The development of leukocytes. [Gr., *leukos*, white, + *kytos*, a cell, + *genesis*, producing.]

- leukocytolysin** (lu'ko-si-tol'is-in). A cytolytin produced by injecting leukocytes into animals. [*Leukocyte* + Gr., *lysis*, solution.]
- leukocytolysis** (lu-ko-si-tol'is-is). The breaking down or destruction of leukocytes by cytolytic sera or other agencies. [*Leukocyte* + Gr., *lysis*, solution.]
- leukocytoma** (lu'ko-si-to'mah). A heteroplastic tumor consisting of cellular elements resembling white blood corpuscles and their derivatives. [Gr., *leukos*, white, + *kytos*, a cell, + *oma*, tumor.]
- leukocytosis** (lu-ko-si-to'sis). The formation of leukocytes. As usually applied, an increase above the usual number of leukocytes found in the blood. This increase may be due to physiological causes, as digestion, or as a response to inflammatory conditions and various diseases.
- leukoderma, leukodermia** (lu-ko-der'mah, lu-ko-der'me-ah). Syn.: *vitiligo*, *leukopathia*, *acquired leukopathia*, *acquired achroma*, *acquired piebald skin*. A disease characterized by the appearance of non-pigmented areas in the skin. It is classed as *congenital* and *syphilitic*. [Gr., *leukos*, white, + *derma*, the skin.]
- leukokerato'sis bu'ccalis**. Another name for *leukoplakia*.
- leukol** (lu'kol). Of Runge, quinolin. [Gr., *leukos*, white.]
- leukolin** (lu'ko-lin). Quinolin. [Gr., *leukos*, white.]
- leukolysis** (lu-kol'is-is). The destruction and dissolution of the leukocytes in the blood by bacterial toxins or other substances. [*Leukocyte* + Gr., *lysis*, solution.]
- leukoma** (lu-ko'mah). A dense white opacity of the cornea. [Gr., *leukoma*, from *leukos*, white.]
- leukomain** (lu'ko-mān). Any one of the basic substances formed necessarily in the living organisms, as decomposition products of proteins, which are considered as products of physiological metabolism. They include cholin, uric acid, creatinin, and some of their derivatives. Some of the l's are poisonous.
- leukomainemia** (lu'ko-ma-in-e'me-ah). Excess of leukomains in the blood. [*Leukomain* + Gr., *aima*, blood.]
- leukonecrosis** (lu-ko-ne-kro'sis). A form of gangrene occurring in young people in which the slough assumes a whitish, shriveled, parchmentlike appearance. [Gr., *leukos*, white, + *nekrosis*, a state of death.]
- leukonuclein** (lu-ko-nu'kle-in). A nucleoprotein which has been prepared from the nucleohiston of the thymus gland.
- leukopathia** (lu-ko-path'e-ah). See *achromatosis*, *leukoderma*, *chlorosis*, and *albinism*. [Gr., *leukos*, white, + *pathos*, disease.]
- leukopenia** (lu-ko-pe'ne-ah). A smaller number of white corpuscles than normal. [Gr., *leukos*, white, + *penes*, poor.]
- leukophobia** (lu-ko-fo'be-ah). Morbid dread of the color white. [Gr., *leukos*, white, + *phobos*, fear.]
- leukoplakia** (lu-ko-pla'ke-ah). The whitening of a surface. **I. buccalis**. Dull whitish spots, looking like scars, on the buccal surface of the tongue. Lingual carcinoma sometimes develops on the surface so affected. [Gr., *leukos*, white, + *plax*, a surface.]
- leukoplasts**. See *leukoblasts*.
- leukoprotease** (lu-ko-pro'te-ās). An enzyme produced by the leukocytes, which digests a protein.
- leukopsin** (lu-kop'sin). Visual white, resulting from exposing visual purple or rhodopsin to white light. [Gr., *leukos*, white, + *ops*, eye.]
- leukorrhea**. A white or whitish morbid discharge from the female genitals. Called also "*the whites*." [Gr., *leukos*, white, + *roia*, a flowing.]
- leukorrhœal** (lu-kor-re'al). Pertaining to leukorrhea.
- leukosis** (lu-ko'sis). Paleness of the skin; pallor; anemia. [Gr., *leukos*, white.]
- leukotoxin** (lu-ko-toks'in). See *leukocidin*.
- leukous** (lu'kus). White; especially affected with a white skin. [Gr., *leukos*.]
- levator** (le-va'tor). A muscle, the action of which is to raise a part. See *table of muscles*, under *muscle*. **Hamilton's I.** A flat piece of steel, about half an inch broad, slightly curved, and sharpened at the end, for inserting under the edge of a bone and elevating it. **I. ani.** A thin, broad muscle arising from the anterior and lateral portions of the inner surface of the true pelvis, the inferior ramus of the pubes and spine of the ischium and the pelvic fascia, uniting with its fellow of the opposite side, and inserted into the side of the lower portion of the coccyx, the side and lower portion of the rectum, and the fascia covering the prostate gland. Its lowermost fibers blend with those of the opposite side and the external and internal sphincters of the anus and the constrictor urethra forming, with the coccygeus, the floor or diaphragm of the pelvis. [Lat., *levare*, to lift up, to raise.]
- levigation** (lev-ig-a'shun). The reduction of a substance to a state of minute division by trituration, especially after it has been made into a paste with water or other liquid. [Lat., *levigare*, to smooth.]
- Levisticum** (lev-is'tik-um). A genus of umbelliferous herbs closely allied to *Selinum* and *Angelica*. **L. officinale, L. paludapifolium**. Common lovage. All parts of the plant contain a yellowish, milky juice, which hardens on exposure into a resinous substance like opopanax. The root, stems, leaves, and fruit have aromatic, carminative, diaphoretic, and emmenagogue properties.
- levo-**. A prefix to chemical terms from the Lat., *levus*, left, signifying either that the compound turns the plane of polarized light to the left (as levolactic acid) or that it bears some relation to a closely related compound which does turn the plane of polarized light to the left (as levofructose which is associated with the levoglucose).

Ievoglucose (le-vo-glu'kös). The optical antimer of d.-glucose.

Ievogyrate, Ievogyrous (le-vo-ji'rät, le-vo-ji'rüs). Having the property of turning the plane of polarized light to the left (the opposite of *dextrorotary*). [Lat., *levus*, left, + Gr., *gyros*, a turn.]

Ievorotary (le-vo-ro'ta-re). See *Ievogyrate*.

Ievulose (lev'u-lös). Syn.: *fructose*, *fruit sugar inverse ferment*. See *fructose*. [Lat., *levus*, left.]

Ievulosuria (lev-u-lo-su're-ah). A form of diabetes characterized by the presence of Ievulose in the urine. [Ievulose + Gr., *ouron*, urine.]

Ievurin (lev'u-rin). A dried extract of brewers' yeast; used medicinally as a convenient substitute for that article.

Leyden jar. A glass j. coated on the inside and outside with tinfoil, the inner coating having in contact with it a metallic rod which projects from the mouth of the j. and terminates in a knob. The j. is charged by placing the knob in contact with a static machine and putting the outside coating in communication with the ground by a metallic knob brought near the j. Sparks are thus drawn from the machine to the inner coating and are lodged upon the surface of the glass. The j. is discharged by placing one knob of the discharging rod in contact with the outer coat and turning the other knob close to the inner coating, from which a spark is immediately elicited. [Described by *van Musschenbroek* in *Leyden, Holland, in 1746.*]

Leyden's spirals. A thick meshwork of very delicate fibers, commonly looped round in s's, but occasionally retiform, formed in desquamative catarrh of the bronchi and alveoli. They are often overlaid with epithelium and sometimes with Charcot-Leyden crystals. They may be found in the sputum in pneumonia, asthma, or pulmonary tuberculosis.

Leydig's duct. See *mesonephric duct*, under *duct*. [Franz von *Leydig*, German anatomist, 1821-1908.]

L. F. D. Formula signifying the "least fatal dose," as of a toxin.

Li. 1. Chemical symbol for the element *lithium*. 2. Abbreviation used sometimes for *liter*.

Liatrix (li-at'ris). Button snakeroot; blazing star. A genus of American eupatoriaceous plants. **L. spicata.** Long spiked button snakeroot. According to Schoepf, the root is diuretic.

libanol (lib'an-ol). The trade name for the volatile oil distilled from the wood of *Cedrus atlantica*.

libidinous (li-bid'e-nus). Given to, full of, or characterized by lust or lewdness; lustful, lecherous. [Lat., *libidinosus*, from *libido*, energy.]

Ibido (li-bi'do). Striving, energy, erotic sensation. In psycho-analysis, an energy concept with nutritive or reproductive values. [Lat., *libido*, energy, desire.]

licentious (li-sen'shus). Disregarding the restraints of chastity; libertine, lascivious,

lewd. [Lat., *licentiosus*, from *licentia*, license.]

Lichen (li'ken). 1. A plant of the *Lichenes*; of *Matthæa*, *Cetraria islandica*; of the pharmacopœias, Iceland moss. 2. A dry, papular eruption of the skin.

1. annularis. Syn.: *granuloma annulare* (Crocker), *ringed eruption of the extremities* (Galloway). A rare disease characterized by ringed eruptions upon the sides and back of the fingers. Probably a form of *l. planus*. **1. planus.** Syn.: *l. rubra planus*, *l. psoriasis*. A chronic inflammatory disease of the skin characterized by peculiar, glistening, flattened papules of polygonal outline and of a purplish red color. Twenty-six varieties have been described by dermatologists, named according to the prevailing form of lesion, to the situation in which the disease occurs, or as complicating some disease, as syphilis. [Gr., *leichen*.]

lichenin (li'ken-in). A compound carbohydrate, closely resembling starch, obtained from certain lichens and *Algae*.

lichenoid. Resembling the disease lichen.

licorice (lik'or-is). 1. *Glycyrrhiza glabra* and *Glycyrrhiza echinata*. 2. Their inspissated juice. 3. Their roots. [Gr., *glukus*, sweet, + *riza*, a root.]

lid. A movable covering, especially the cartilaginous, cutaneous, and mucous covering of the eye. **granular l's.** See *trachoma*.

lie. Manner of lying; direction or position in which something lies; direction and amount of slope or inclination. Of the fetus, its attitude in relation to the shape of the uterine cavity. [Ang.-Sax., *licgan*, lie.]

Lieben's acetone reaction. Consists of treating an aqueous solution of acetone with alkali and then warming with a small amount of a solution of iodine in potassium iodide. A yellow deposition occurs in the presence of acetone. This reaction is not characteristic of acetone; it is also given by ethyl alcohol. [*Adolf Lieben*, Viennese chemist, contemporary.]

Lieberkühn's ampulla. The cecal end of a lacteal in an intestinal villus. **crypts of L., L's follicles, L's glands.** The minute, cecal glandular tubes of the mucosa of the small and large intestine. They open singly or in twos or threes into the lumen of the intestine. **L's condenser.** Also called a Lieberkühn. A concave mirror attached to a microscope to concentrate the rays upon an opaque object.

Liebermann-Burchard reaction for cholesterin. Cholesterin, when dissolved in chloroform, to which a small amount of acetic anhydride has first been added and then concentrated sulphuric acid drop by drop, yields a red color changing to blue and finally to green. [C. *Liebermann*, H. *Burchard*, German biological chemists.]

Liebermann's reaction for proteins. Consists of heating a protein, which has been washed with alcohol and ether, with concentrated hydrochloric acid, when a violet color is produced. This color, as

Cole has shown, is due to the presence of glyoxylic acid in the ether, which reacts with the tryptophans, yielding this violet color with hydrochloric acid. [*Leo von Szentlőrincz Liebermann*, Hungarian physician, born 1852.]

Liebig's condenser. An attachment to a retort by which the distillate is cooled and condensed before passing into the receiver. The glass tube through which the distillate passes is covered throughout its length by a larger tube, and a current of water is made to flow constantly in the space intervening between the two tubes.

lien (li'en). See *spleen*. **l. cereus**. See *lardaceous spleen*, under *spleen*. **l. ingens**. An hypertrophied spleen.

lienase (li'en-ās). An enzyme of the spleen, which, beside digesting its own protein, has the property of digesting fibrin and coagulated blood serum.

life. 1. That existence which is characterized by the power an organized being (an animal or a plant) has to assimilate from its surroundings material for its support, to change its form by growth, and to reproduce its kind. 2. The state of an organized being before permanent cessation of the distinctive vital functions. 3. The condition or manner of living. **animal l.** 1. The manifestations of l. in an animal as contrasted with a plant. 2. The manifestations of l. dependent especially upon the cerebrospinal nervous system and the skeletal muscles in contradistinction to the purely vegetative functions of digestion, respiration, etc. See *psychic l.* and *l.* (1st def.). **cell l.** The l. and activities of the individual cells or structural elements in contradistinction to the l. of the entire organism. **extra-uterine l.** The l. of an animal after it has been born. **fetal l.** The l. of the fetus. **intra-uterine l.** Fetal l. within the uterus. **latent l.** L. in an organism or a germ which is hidden and not apparent, but which is capable of manifesting itself under favorable conditions of l. (said of the l. of some ova, of a semidesiccated rotifer, etc.). **psychic l.** The mental and spiritual manifestations and activities in an animal; frequently contrasted with vegetative or organic l., or manifestations of l. due to reflex action, such as is seen in an animal devoid of a cerebrum. **reproductive l., sexual l.** That portion of l. during which the individual is capable of reproduction. **to feel l.** In popular language, to experience the sensation of "feeling l.," i. e., of feeling fetal movements (said of a pregnant woman). **uterine l.** The period of l. during which the female is capable of childbearing. **vegetable l.** The vital phenomena, absorption, circulation, exhalation, assimilation, etc., presented in the growth and development of a plant. **vegetative l.** See *l.* (1st def.). [*Ang-Sax., lif.*]

ligament (lig'am-ent). Any strong, fibrous, compact tissue serving to bind or more or less closely connect one struc-

ture with another. The l's uniting the bones consist of a white, solid, inelastic substance. **accessory l.** A l. which supplements and strengthens another l., especially one on the lateral surface of a joint. **acromioclavicular l.** An l. extending from the clavicle to the acromial process of the scapula. **alar l's of the knee.** Two crescentic folds of the synovial membrane of the knee joint which extend upward on each side of the mucous l. toward the edges of the patella. **annular l.** A ring-shaped l. **arterial l.** A fibrous cord constituting the remains of the ductus arteriosus of the fetus. **atlanto-axial l's.** The l's uniting the atlas and axis. **atlanto-occipital l's.** The l's uniting the atlas and the occipital bone. **auricular l's.** The anterior, posterior, and superior auricular l's, which unite the external ear to the side of the head. **broad l. of the liver.** A wide, somewhat sickle-shaped duplicature of the peritoneum, attached to the lower surface of the diaphragm and the internal surface of the right rectus abdominis muscle, as far down as the umbilicus, and to the convex surface of the liver. **broad l. of the uterus (or womb).** A peritoneal fold on each side of the uterus, formed by an extension of the anterior and posterior peritoneal investments of that organ, attached laterally to the side of the pelvis, and dividing the pelvic cavity into an anterior and a posterior portion. **calcaneo-astragaloid interosseous l.** A strong bundle of fibers extending from the furrow on the upper surface of the os calcis, between its surfaces of articulation with the astragalus, to the depression in the lower surface. **calcaneofibular l.** A thick, flattened, cylindrical l., extending between the apex of the external malleolus and the outer surface of the os calcis, constituting the middle portion of the external lateral l. of the ankle joint. **capsular l's.** The fibrous structures, lined with synovial membrane, which surround and close in the articulations. **carpal l's.** The l's uniting the carpal bones. **caudal l.** A series of insignificant bundles of fibrous tissue uniting the dorsal surfaces of the two lower coccygeal vertebrae and the superjacent skin. **check l.** A l. which greatly restrains the motion of a joint, especially the lateral odontoid l's. **conoid l.** The posterior or internal portion of the coracoclavicular l. **coraco-acromial l.** A broad triangular l. attached by its wider extremity to the outer edge of the coracoid process of the scapula, and by the narrower to the tip of the acromion. **coracoclavicular l.** The l. uniting the clavicle and the coracoid process of the scapula; made up of the conoid and trapezoid l's (*q. v.*). **coracohumeral l.** A broad l. attached to the outer margin of the coracoid process of the scapula and inserted into the upper and posterior portion of the capsule of the shoulder joint and into the upper and inner part of the bicipital

groove of the humerus. **corniculo-pharyngeal l.** An insignificant bundle of fibrous tissue passing toward the pharynx from the apex of the cartilage of Santorini. **coronary l. of the liver.** A duplicature of the peritoneum which extends between the lower surface of the diaphragm and the posterior margin of the liver, and is continuous at each end with the right and left lateral l's of the liver. **costocentral l's.** The l's uniting the head of a rib with the bodies of its vertebrae. **costocoracoid l.** The lower margin of the costocoracoid membrane, extending between the coracoid process of the scapula and the first rib. **costotransverse l's.** The l's uniting the ribs with the transverse processes of the vertebrae. **costovertebral l's.** The l's uniting the ribs and vertebrae. **cotyloid l. (of the hip).** A fibrocartilaginous ring attached to the margin of the acetabulum and covered with synovial membrane. **craniovertebral l's.** The l's extending between the cranium and the vertebrae. **cricopharyngeal l.** A ligamentous bundle extending between the upper and posterior border of the cricoid cartilage and the anterior wall of the pharynx. **crico-santorini l.** Ligamentous bands uniting the cartilages of Santorini and the cricoid cartilage. **cricothyroid l's.** The l's uniting the cricoid and thyroid cartilages. **crico-tracheal l.** The ligamentous structure uniting the upper ring of the trachea and the cricoid cartilage. **crucial l.** See *cruciform l.* **cruciform l.** A structure consisting of l's which cross each other like the arms of a cross, especially the ligamentous structure made up of the transverse l. of the atlas, and a process which passes down from the middle of its posterior surface to be attached to the body of the axis, while another process passes up to the basilar process. **deltoid l.** The internal lateral l. of the ankle. **dentate l.** Processes of the pia mater that extend across the subdural space on either side of the spinal cord. **falciform l.** See *great sacro-ischiadic l.* **falciform l. of the liver.** See *broad l. of the liver.* **gastrophrenic l.** See *phrenicogastric l.* **gastrosplenic l.** Syn.: *gastrosplenic epiploön.* A fold of peritoneum extending between the cul-de-sac of the stomach and the hilum of the spleen, including the splenic vessels. **Gimbernat's l.** See under *Gimbernat.* **glenohumeral l.** Some of the fibers of the coracohumeral l. which pass into the joint, and are inserted into the inner and upper part of the bicipital groove. **glenoid l's.** The l's which extend between the palmar surfaces of the phalanges and their corresponding metacarpal bones. **glenoid l. (of the scapula or shoulder joint).** The fibrocartilaginous ring attached to the margin of the glenoid fossa of the scapula. **great sacro-ischiadic (or -ischiatric, or -sciatic) l.** A triangular l. attached by its base to the sides of

the sacrum and coccyx and to the posterior inferior spine of the ilium, and by its apex to the tuberosity of the ischium. **hepaticoduodenal l.** A fold of the peritoneum extending from the transverse fissure of the liver to the vicinity of the duodenum and the right flexure of the colon, forming the anterior boundary of the foramen of Winslow. **Hey's l.** See under *Hey.* **Hunter's l.** See *round l. of the uterus.* **iliofemoral l.** [Barkow]. The strong bundle of fibers forming the upper and anterior portion of the capsular l. of the hip joint. **iliopectineal l.** A condensed portion of the pelvic fascia attached to the iliopectineal line and to the capsular l. of the hip joint. **infundibulopelvic l.** The free margin of the broad l. of the uterus which extends between the ovary or infundibulum and the inner surface of the pelvis. **inguinal l.** See *Poupart's l.* under *Poupart.* **interclavicular l.** A flattened bundle of fibers extending between the sternal ends of the clavicles and attached to the interclavicular notch of the sternum. **interspinal l's, interspinous l's.** Thin l's which extend from the superior margin of a spinous process of one vertebra to the lower margin of that above. **intervertebral l's.** See *intervertebral cartilages* under *cartilage.* **lateral l. A l.** situated on the side of a joint or on the external side of a structure or part. **lateral l's of the liver.** Folds of the peritoneum which extend respectively from the lower surface of the diaphragm to the adjacent borders of the right and left lobes of the liver. **lateral occipito-atlantal l's.** Two l's, one on each side, extending between the transverse processes of the atlas and the jugular process of the occipital bone. **lateral odontoid l's.** Strong, thick l's which extend between the sides of the odontoid process of the axis and the inner sides of the condyles of the occipital bone, some fibers of which unite in the middle line behind the odontoid process. **lateral patellar l's.** Membranous triangular l's which extend on each side from the condyle of the femur and the lateral margin of the patella to the inferior patellar l. and the extensor tendons of the leg. **lesser sacro-ischiadic l., lesser sacro-sciatic l.** A short l. arising from the lateral margin of the lower portion of the sacrum and of the upper portion of the coccyx, lying in front of and blended with the great sacro-ischiadic l. **l's of the stomach.** The lesser omentum and the phrenicogastric l. **l. of Trietz.** See under *Trietz.* **l. of Zinn.** The membranous structure which forms the common tendon of origin for the external, inferior, and internal recti muscles of the eye. **middle costotransverse l.** A l. consisting of parallel bundles of fibers which extend between a vertebra and its adjacent rib. **middle odontoid l.** A l. extending between the apex of the odontoid process of the axis and the anterior margin of the

foramen magnum. **palpebral l.** See *ligamentum palpebrale internum* and *ligamentum palpebrale externum*, under *ligamentum*. **phrenicogastric l.** A fold of the peritoneum extending between the esophageal end of the stomach and the diaphragm. **posterior crucial l.** A l. arising from behind the spine of the tibia, the popliteal notch, and the external semilunar fibrocartilage, and pressing upward, forward, and inward, to be inserted in the anterior part of the inner condyle of the femur. **posterior l. of the knee joint.** A flat thickening of the capsule l. of the knee which extends across its posterior surface from the internal tuberosity of the tibia to the external condyle of the femur. **Poupart's l.** See under *Poupart*. **pterygomaxillary l.** A fibrous band extending between the apex of the internal pterygoid plate of the sphenoid bone and the posterior extremity of the internal oblique line of the inferior maxilla, separating the buccinator and superior constrictor muscles. **pubic l.** The posterior margin of the superior crus of the falciform process of the fascia lata, attached to the crest of the pubes. **reticular l.** A l. which holds a muscle down to a bone. **rhomboid l.** A strong ligamentous structure extending from the tuberosity of the clavicle to the outer surface of the cartilage of the first rib and the adjacent portion of the rib. **round l.** A round, cordlike l. **round l. of the forearm.** A small roundish l. extending between the coronoid process of the ulna and a point slightly below the tuberosity of the radius. **round l. of the hip.** See *ligamentum teres*. **round l. of uterus.** A long round band made of fibers from the superficial layer of the uterus, which passes from the side of the uterus, near the fundus, upward and forward, to be inserted into the connective tissue of the mons Veneris. **sacrosciatic l.** See *great sacro-ischiatic l.* and *lesser sacro-ischiatic l.* **stylohyoid l.** A thin fibro-elastic cord which stretches between the lesser cornu of the hyoid bone and the apex of the styloid process of the temporal bone. **stylomaxillary l.**, **stylomyloid l.** A broad band of fibrous tissue which extends between the styloid process of the temporal bone and the lower part of the posterior border of the ramus of the inferior maxilla, separating the parotid and submaxillary glands. **suprascapular l.** A thin band of fibrous tissue, sometimes divided into two parts, which extends from the base of the coracoid process of the scapula to the inner margin of the suprascapular notch, forming the foramen scapulare. **supraspinal l.**, **supraspinous l.** A l. which unites the apices of the spinous processes of the vertebrae. **suspensory l.** A l. having for its function that of suspending an organ. **suspensory l's of the mamma.** Fibrous processes of the layer of fascia covering the anterior surface of the mamma, which pass forward

to the skin and nipple. **suspensory l. of the mesentery.** The root of the mesentery. **suspensory l. of the penis.** A triangular bundle of fibrous tissue with a free anterior border, which extends from the anterior surface of the symphysis pubis and the adjacent structures to the dorsum of the penis. **suspensory l's. of the uterus.** A general term for the broad l's of the uterus, the round l's of the uterus, and the recto-uterine folds. **sutural l's.** Thin layers of fibrous tissue often interposed between the articulating surfaces of bones united by suture. **tarso-l l.** The tarso-orbital fascia (*q. v.*). It is thick and dense at the outer part of the orbit, but becomes thinner as it approaches the tarsus. It serves to support the eyelids and retain the tarsus of the lids in position. **transverse l. of the atlas.** 1. A strong l. which passes over the odontoid process of the axis, being attached on each side to a small tubercle on the inner surface of the atlas. 2. See *cruciform l.* **transverse l. of the hip joint.** A ligamentous band, continuous on each side with the cotyloid l., and sometimes regarded as a portion of it, which extends across the cotyloid notch of the acetabulum. **transverse l. of the knee joint.** A fibrous band extending from the anterior margin of the external semilunar fibrocartilage of the knee to the extremity of the internal semilunar fibrocartilage. **trapezoid l.** The anterior external portion of the coracoclavicular l. It is quadrilateral in shape, is attached to the upper surface of the coracoid process of the scapula, and is inserted into an oblique line on the lower surface of the clavicle. See *conoïd l.* **triangular l.** Syn.: *fascia triangularis*. 1. A triangular portion of the aponeurosis of the external oblique muscle. 2. See *coraco-acromial l.* 3. See *deep perineal fascia*. **uterosacral l's.** See *recto-uterine folds*, under *fold*. **vaginal l.** A fibrous sheath occurring in the inguinal canal. **vaginal l. of the testicle.** The obliterated portion of the tunica vaginalis. **vesico-uterine l's.** See *vesico-uterine folds* under *fold*. **Winslow's l.** See *posterior l. of the knee joint*. **Y-shaped l. of Bigelow.** The iliofemoral l., so called on account of its being made up of two diverging portions. [Lat., *ligamentum*, from *ligare*, to tie.]

ligamentum (lig-am-en'tum). See *ligament*. **l. alare externum.** The external of the alar ligaments of the knee. **l. alare internum.** The internal of the alar ligaments of the knee. **l. arcuatum externum.** The ligamentous portion of the diaphragm which extends between the body and transverse process of the first lumbar vertebra (occasionally reaching that of the second), arching over the psoas. **l. arcuatum internum.** The ligamentous portion of the diaphragm which extends between the transverse process of the first lumbar vertebra and the first rib, arching over the quadratus

lumborum. **l. arteriosum.** A fibrous cord constituting the remains of the ductus arteriosus of the fetus. **l. cruciatum atlantis.** See *cruciform ligament*. **l. cruciatum cruris.** A Y-shaped process of the deep fascia of the leg, with the straight portion directed outward, situated opposite the bend of the ankle. **l. dentatum, l. denticulatum.** A delicate band of connective tissue which extends between the anterior and posterior nerve roots in the subarachnoid space of the spinal cord. **l. nuchae.** A thin, fibrous membrane between the trapezii muscles, many fibers of which are inserted into it. It stretches between the external occipital protuberance and the spinous process of the seventh cervical vertebra, giving off a slip to the spinous processes of all the cervical vertebrae except the atlas. In man it is of no great importance, but in some of the lower animals is strong and supports the weight of the head. **l. palpebrale externum.** A ligamentous band extending between the outer margin of the orbit and the tissues of the eyelids. **l. palpebrale internum.** A broad ligamentous band arising from the nasal process of the superior maxilla and dividing into two limbs. The anterior limb gives origin to the orbicularis palpebrarum muscle, the posterior limb to the tensor tarsi. **l. patellae.** A strong, flat band attached above to the apex and lower border of the patella, and below to the tubercle of the tibia. **l. pectinatum.** The lax spongy tissue filling up the sinus of the anterior chamber of the eye at the junction of the cornea and sclera (filtration angle), and forming the root of the iris. **l. spirale (cochleae).** A projecting ligamentous band attached to the wall of the cochlea, opposite the free edge of the lamina spiralis ossea, upon which is inserted the lamina spiralis membranacea. **ligamenta subflava.** Ligaments, consisting of yellow elastic tissue, which connect the lamina of the vertebrae from the axis downward. **l. suspensorium.** See *suspensory ligament*. **l. teres.** 1. A triangular band of fibers arising from the margins of the cotyloid notch at the bottom of the acetabulum and inserted in a depression near the center of the head of the femur. 2. See *round ligament of the forearm*. 3. See *middle costotransverse ligament, under ligament*.

ligation (li-ga'shun). The act of applying a ligature. **multiple l.** The operation of ligating a blood vessel in several parts of its course (e. g., a vein, for the cure of varices). [Lat., *ligatio*, from *ligare*, to tie.]

ligature (lig'a-tūr). Anything used in binding or tying. A thread or cord used to tie a bleeding artery. **elastic l.** A l. made of India rubber. **l. en masse, or in mass.** The enclosing of a mass of tissue containing a blood vessel by a ligature. [Lat., *ligare*, to tie.]

light reflex. See under *reflex*.

ligneous (lig'ne-us). Composed of, or having the texture of, wood.

lignification (lig-nif-ik-a'shun). The process of becoming ligneous. [Lat., *lignum*, wood, + *facere*, to make.]

lignin. A substance present in cell walls, which is very resistant to chemical reagents. It contains aromatic groups and responds to the lignin reaction.

lignin reaction. A color reaction given by cellulose made from wood, due to the presence of some of the lignin from the cell wall. It consists of a yellow coloration with salts of anilin and a red coloration with a solution of phoroglucinol in concentrated hydrochloric acid.

lignosulphite (lig-no-sul'fit). A liquid obtained as a by-product in the manufacture of cellulose; used by inhalation in pulmonary tuberculosis.

lignum. Wood; that part of the stem of a tree or shrub situated beneath the bark; in a restricted sense, the duramen, or heart wood. **l. febrifugum.** Quassia wood. [Lat.]

ligroin (lig'ro-in). A clear, colorless, inflammable and liquid petroleum benzene.

Ligula (lig'u-lah). Syn.: *Sparganium Mansonii*. A genus of the class *Cestodea* and the order *Pseudophyllidea*, being a species of flat worm. **l. Mansonii.** Syn.: *Bothriocephalus liguloides*. A species found in larval form in the tissues of man in China. [Lat., *ligula*, a strap.]

Lilium (lil'e-um). The lilies. **l. convallium.** Lily-of-the-valley. *Convallaria majalis*.

lily-of-the-valley. See *Convallaria*.

limatura (li-mat-u'rah). Metallic filings. [Lat.]

limb (lim). 1. A member of an animal body jointed to the trunk; a member as distinguished from the trunk and head, e. g., a leg or an arm. 2. See *limbus*.

anterior l. of the internal capsule. The portion of the internal capsule anterior to the genu, included between the caudate and lenticular nuclei. **pectoral l.** The upper l. in man, the fore l. in quadrupeds. **pelvic l.** The lower l. in man, the hind l. in quadrupeds. [Ang-Sax., *lim*.]

lim'ber. Easily bent, without danger to shape or structure; flexible, pliant, supple. [Of obscure origin.]

lim'bus. A margin or border. **l. alveolaris maxillae inferioris.** The alveolar process of the inferior maxilla. **l. alveolaris maxillae superioris.** The alveolar process of the superior maxilla. **l. conjunctivae.** The rim of ocular conjunctiva overlapping the corneal epithelium. **l. palpebralis anterior.** The anterior or outer edge of the margin of the eyelid. It is furnished with cilia and comes into exact apposition with the l. palpebralis anterior of the other eyelid when the lids are closed. **l. palpebralis posterior.** The posterior or inner portion of the margin of the eyelid, which is so placed as to form in connection with the l. palpebralis posterior of the other eyelid and the anterior surface of the

eyeball, when the lids are closed, a triangular canal for the passage of tears.

l. sphenoidal. The sharp anterior margin of the groove upon the sphenoid bone for the optic commissure. [Lat., *limbus*, line, border, edge.]

lime. 1. The fruit of *Citrus acidula*. 2. The genus *Tilia*, especially *Tilia europaea*. 3. A substance, CaO, obtained by calcining certain minerals (such as limestone) which consist essentially of calcium carbonate. On account of its affinity for water and the heat evolved in its combination with the latter, it exerts a caustic action when brought into contact with living tissues. It is not fusible at any temperature yet attained, but when heated to incandescence gives an intense white light. List of poisons and their antidotes, see in *appendix*, page 938. **chlorid of l.**, **chlorinated l.** See under *calx. l. water*. See *liquor calcis*, under *calx. milk of l.* Calcium hydroxid suspended in water so as to form a milky mixture. **quick l.** L. that has not been slaked. [Lat., *calx*, U. S. Ph., Br. Ph.] **slaked l.** L. that has been subjected to the action of water.

limestone. The mineral, calcium carbonate, CaCO₃, widely distributed in nature.

liminal (lim'in-al). Minimal (said of that intensity of a stimulus which is barely sufficient to give rise to an appreciable sensation). [Lat., *limen*, threshold.]

limmenia (lim-ne'me-ah). Malarial cachexia.

li'mo. 1. The lemon; the fruit of *Citrus limonum*. 2. Of Rumphius, the shaddock (*Citrus pompeiros*). **limonis cortex.** Lemon peel, the outer part of the pericarp of the fresh fruit of *Citrus limonum* [U. S. Ph., Br. Ph.]. **limonis succus** [U. S. Ph.], **succus limonis** [Br. Ph.]. The juice of the ripe fruit of *Citrus limonum*. It contains citric acid, gum, and sugar, and inorganic salts; used as an antiscorbutic [U. S. Ph.]. **oleum limonis.** The volatile oil of lemon oil [U. S. Ph., Br. Ph.]. **spiritus limonis.** A preparation representing 5 per cent. each of oil of lemon and lemon peel in alcohol [U. S. Ph., 1890]. **syrupus limonis** [Br. Ph.]. Syrup of lemon. **tinctura limonis.** A 50 per cent. [U. S. Ph., 25 per cent. Br. Ph.] tincture of lemon peel; used as a flavoring.

limotherapy (li-mo-ther'ap-e). The treatment of disease by abstinence from food. [Gr., *limos*, hunger, + *therapeia*, medical treatment.]

limp. The action of limping or walking lamely. [Mid. high Ger., *limfin*, to walk lamely, to halt.]

Linaria. Toad flax; a genus of antirrhineous plants. **L. vulgaris.** The common toad flax. The herb has been used as a diuretic and cathartic and, when fresh, as a poultice or fomentation for hemorrhoids. [Lat., *linum*, flax.]

line. 1. A thread or cord. 2. A row. 3. A threadlike mark, such as an elongated

ridge or notch or an extended strip of tissue or texture varying from surrounding parts. **alveolar basilar l.** A l. joining the basion to the alveolar point. **alveolonasal l.** A l. joining the nasal to the alveolar point. **atrope l.** Of Helmholtz, the l. normal to the plane of the axes of rotation of the eye. **auriculobregmatic l.** In craniometry, a l. passing from the auricular point to the bregma and dividing the preauricular from the postauricular part of the cranium. **axillary l.** A vertical line extending downward from the axilla on the side of the trunk. **basinasal l.** A l. extending from the basion to the nasion. **colored l's of the enamel.** Concentric brown l's or striae crossing the enamel prisms. **contour l's of Owen.** L's in dentin more or less parallel with the pulp cavity. The l's are now supposed to be due to two distinct structural conditions: (1) a series of the primary curves of the dentinal tubules giving the optical appearance of a l. and (2) a row of interglobular spaces. **Eberth's l's.** See under *Eberth*. **ectental l.** The l. of junction of the ectoderm and the entoderm. **embryonic l.** The primitive trace in the center of the area germinativa of the ovum. **external oblique l. of the inferior maxilla.** A well-marked ridge on the external surface of the inferior maxilla, just below the mental foramen, from which it runs outward, upward, and backward to the anterior margin of the ramus. **external supracondylar l. of the femur.** The external inferior continuation of the linea aspera of the femur. **facial l.** A straight l. tangent to the glabella and some point at the lower portion of the face (e. g., the subnasal spine, lower part of the nasal septum, alveolar border of the superior maxilla, and any of the other points at the apex of the facial angle). **festooned l. of the cardia.** The whitish wavy or dentated border of the mucous membrane of the esophagus at its junction with the mucous membrane of the stomach, with the softness and coloration of which it contrasts. **fixation l.** A l. which joins the object with the center of rotation, frequently corresponding to the visual axis. **focal l's.** The l's, anterior and posterior, which bound the focal interval. **Frauenhofer's l's.** See under *Frauenhofer*. **Frommann's l's.** See under *Frommann*. **Gant's l. of section.** See under *Gant*. **gingival l.** A l. of bluish coloration on the gums, indicative of chronic lead poisoning. **Göttinger's l.** See under *Göttinger*. **iliopectineal l.** The bony ridge marking the brim of the pelvis, situated partly on the ilium and partly on the os pubis. **incremental l's of Salter.** Curved l's in dentin, supposed to indicate the laminar structure, and to correspond to the successive laminae or strata of dentin. **inferior curved l. of the occipital bone.** A ridge extending transversely across the outer surface of the occipital bone at about one third

of the distance between its anterior border and the anterior margin of the foramen magnum. **inferior sinuous l. of the anus.** The convoluted l. at the junction of the mucous membrane of the rectum with the integument at the anus. **inner l. of Baillarger.** A thin whitish l. parallel to the surface (the fifth l. from without inward), seen with the naked eye in a section of the gray matter of the cerebrum. **interaauricular l.** A l. joining the two auricular points. **intercellular l's.** The narrow intervals between contiguous cells of epithelium or endothelium. They are filled by the cell cement, which stains black or brown with silver nitrate. **intercondylar l., intercondylean l.** A transverse ridge joining the condyles of the femur above the intercondyloid fossa. **interjugal l.** A l. joining the jugal points. **intermalar l.** A l. joining the malar points. **intermediate l. of the ilium.** The ridge upon the crest of the ilium between its inner and outer lip. **internal oblique l. of the inferior maxilla.** A ridge on the internal surface of the lower jaw, commencing at the back part of the sublingual fossa, continuing upward and outward so as to pass just below the last two molar teeth. **internal supracondylar l. of the femur.** The inner of the two ridges into which the linea aspera of the femur divides. **interstellar l's.** See *achromatic fibrils*, under *fibril*. **intertrochanteric l.** A ridge upon the posterior surface of the femur extending between the greater and lesser trochanters. **intertuberal l.** A l. joining the inner borders of the ischial tuberosities immediately below the small sciatic notch. **lead l.** See under *lead*. **l. of accommodation.** See *accommodation*. **l. of fixation.** In optics, an imaginary l. drawn from the subject viewed to the fovea centralis. **l. of sight.** An imaginary line drawn from an object viewed, through the center of rotation of the eye, to the fovea centralis. **mamillary l.** A vertical l. passing through the center of the nipple. **median l.** A l. joining any two points in the periphery of the median plane of the body; also, generically, a l. bisecting a part longitudinally, such as the median l. of the hand. **oblique l. of the fibula.** A prominent ridge on the internal surface of the shaft of the fibula, subdividing its upper three-fourths. **oblique l. of the radius.** A prominent ridge running from the lower part of the bicipital tuberosity downward and outward to form the anterior border of the bone. **oblique l. of the tibia.** A rough ridge which crosses the posterior surface of the tibia obliquely downward from the back part of the articular facet of the fibula to the internal border. **outer l. of Baillarger.** A thin whitish l. parallel to the surface (the 3d l. from without inward) seen with the naked eye in a section of the gray matter of the cerebrum. **parasternal l.** A l. midway between

the two nipples. **parturient l.** The axis of the parturient canal. **pectineal l.** That portion of the iliopectineal l. which is formed by the os pubis. **scapular l.** A perpendicular l. downward from the lower angle of the scapula. **Schreger's l's.** See *Schreger*. **semicircular l. of Douglas.** The curved lower edge of the internal layer of the aponeurosis of the obliquus abdominis internus where it ceases to cover the posterior surface of the rectus abdominis. **semilunar l. (of Spiegel).** A curved tendinous condensation of the aponeurosis of the obliquus abdominis externus running along the outer border of the rectus abdominis. **spino-umbilical l.** An imaginary l. drawn from the anterior superior spine of the ilium to the umbilicus. **superior curved l. of the occipital bone.** A semicircular l. passing outward and forward from the external occipital protuberance, and giving attachment to the trapezius, occipitofrontalis, and sternocleidomastoid muscles. **superior curved l. of the parietal bone.** A ridge upon the outer surface of the parietal bone parallel to and slightly above the temporal l. **temporal l.** A curved l. on the outer surface of the parietal bone just below the parietal eminence forming in part the upper boundary of the temporal fossa. **test l's.** Lines for detecting fracture or shortening of the neck of the femur; described by *T. Bryant*. **umbilicopubic l.** That portion of the median l. that extends from the umbilicus to the symphysis pubis. **visual l.** The l. that extends from the object to the macula lutea passing through the nodal point. [Lat., *linea*, from *linum*, a linen thread.]

linea (lin'e-ah). See *line*. **l. alba.** A tendinous rhapshe in the median line of the abdomen formed by the blending of the aponeuroses of the oblique and transversalis muscles; it extends from the pubes to the ensiform cartilage, and increases in width from below upward. **l. aspera.** A rough longitudinal ridge on the superior surface of the middle third of the femur, dividing below into two and above into three ridges. **l. costo-articularis.** A line drawn between the sternoclavicular articulation and the point of the 11th rib. **lineae cruciatae.** The four ridges upon the inner surface of the occipital bone which radiate from the internal occipital protuberance. **l. directoris pelvis.** The axis of the pelvic canal. **l. eminentis.** A ridge on the posterior surface of the patella which divides that surface into two unequal parts, the outer of which is the larger. **l. eminentis cartilaginis cricoideae.** A vertical ridge in the middle line of the posterior half of the cricoid cartilage. **l. eminentis transversa ossis hyoidei.** The horizontal ridge crossing the anterior surface of the body of the hyoid bone. **lineae eminentes.** The ridges upon the anterior surface of the scapula in the subscapular fossa. **l. obliqua**

cartilaginea. An oblique line extending downward and outward from the tubercle of the thyroid cartilage. **l. quadrati.** A well marked eminence commencing about the middle of the posterior intertrochanteric line, and descending vertically for about two inches along the posterior surface of the shaft of the femur. To it are attached the quadratus femoris and a few fibers of the adductor magnus muscles. **l. sternalis.** The median line of the sternum. **lineae transversae ossis sacralis.** The ridges formed by the lines of union of the four sacral vertebrae.

linear measure. See in appendix, page 942.

lingua (lin'gwah). The tongue or any tongue-like structure. **l. nigra.** See *black tongue*, under *tongue*. **l. plicata.** See *furrowed tongue*, under *tongue*. [Lat., *lingua*, the tongue.]

Linguatula (lin-gwa'tu-lah). A parasitic tick of the order *Acarina*. **l. serrata.** A species infesting the nasal cavity and frontal sinus in man. **l. taenoides.** Same as *L. serrata*.

lingula (lin'gula). The small convoluted mass of gray matter at the anterior border of the cerebellum which is seen on longitudinal section to be intimately united with the valve of Vieussens. **l. auriculæ.** The small projection of cartilage toward or into the upper part of the lobe of the ear. **l. mandibulæ.** A small, toothlike process upon the anterior edge of the inferior dental foramen. To it is attached the lower end of the ligament of the temporomandibular articulation. **l. sphenoidalis.** A small tongue-like process projecting backward in the angle between the body of the sphenoid bone and the ala magna. **l. Wrisbergi.** Fibers uniting the motor and sensory roots of the fifth cranial nerve. [Lat., dim. of *lingua*, the tongue.]

liniment (lin'im-ent). A liquid preparation usually containing an oily substance, designed for external use. **St. John Long's l.** See *linimentum terebinthinæ aceticum*, under *terebinthina*. **Stokes' liniment.** See *linimentum terebinthinæ aceticum*, under *terebinthina*. [Lat., *linimentum*, from *linere*, to smear.]

linimentum (lin'im-en'tum). See *liniment*. **l. saponatocamphoratum.** Solid opodeldoc, a liniment containing soap, camphor, oil of thyme, and oil of rosemary in alcohol and ammonia water [N. F.].

linin. A peculiar drastic principle to which *Linum catharticum* apparently owes its activity.

linoxanthin (li-no-zan'thin). An orange-colored pigment produced by *Sarcina aurantica* and found in orange peel. [Lat., *linum*, flax, + Gr., *xanthos*, yellow.]

linseed. Flaxseed, the seed of *Linum usitatissimum*. **l. meal.** Ground flax. **l. oil.** Oil of flaxseed. Consists mainly of the glycerids of linolic acid. Often used as a food. [Lat., *linum*, U. S. Ph., Br. Ph.]

lint. 1. Flax, the fiber of *Linum usitatissimum*. 2. Scrapings or shreds from linen

fabric. **marine l.** Picked oakum. [Ang.-Sax., *linet*.]

lin'tin. A certain absorbent material made from cotton.

linum. 1. Of the ancients, flax, the fiber of *L. usitatissimum*. 2. A genus of linaceous plants. 3. Of the U. S. Ph., flaxseed. **cataplasma lini.** A poultice made by mixing linseed meal gradually with boiling water. **l. arvense.** See *L. usitatissimum*. **l. catharticum.** Dwarf flax; the herb was formerly used as a gentle laxative. It is still used as a vermifuge, and has been recently recommended as a cathartic and diuretic. It contains *linin* (q. v.). **l. contusum.** Flaxseed reduced to meal or powder [Br. Ph.]. **lini farina.** See *l. contusum*. **l. minimum.** *L. usitatissimum*. **l. perenne.** The perennial flax; a species found in Asia, Europe, and the western United States. It yields flax and linseed oil. **lini semina.** Linseed, flaxseed [Br. Ph.]. **l. usitatissimum.** Common flax. The seeds are the l. of the pharmacopœias. **oleum lini.** Flaxseed (or linseed) oil expressed from linseed. It is laxative, but is seldom used medicinally except in purgative enemata and in making Carron oil, or lime liniment. It is used very extensively in the arts [U. S. Ph., Br. Ph.]. [Gr., *linon*.]

liomyoma (li-o-mi-o'mah). See *fibromyoma*.

lip. The soft structure forming the upper or lower covering of the oral cavity. **hare-l.** A failure in continuity of the upper lip giving it the split appearance of a hare or rabbit. **l. reading.** A system first taught in Holland in 1692 by which deaf and dumb children are taught to read speech by the movements of the speaker's l's. **l. talking.** A system by which mutes are taught to talk. [Ang.-Sax., *lippa*.]

lipacide'mia. The presence of fatty acids in the blood. [Gr., *lipos*, fat, + Lat., *acidus*, acid, + Gr., *aima*, blood.]

lipaciduria (lip-as-id-u're-ah). The presence of fatty acids in the urine. [Gr., *lipos*, fat, + Lat., *acidus*, acid, + *ouron*, urine.]

lipanin (lip'an-in). A solution of oleic acid in olive oil; proposed as a substitute for cod-liver oil.

lipase (li'pās). The fat-splitting enzyme. It has the property of converting fats into glycerin and fatty acids. It has been studied especially in its action upon ethylbutyrate. It is widely distributed in the animal organism.

lipemia (lip-e'me-ah). A morbid condition in which molecules of fat, in greater or less abundance, circulate in the blood. [Gr., *lipos*, fat, + *aima*, blood.]

lipo-, lip-. Combining form of Gr., *lipos*, fat; used as a prefix to signify of or concerning fat.

lipochromes (lip'ok-roms). See *luteins*.

lipodermia (lip-o-der'me-ah). Deficiency of skin, especially of the prepuce. [Gr., *leipein*, to leave, + *derma*, skin.]

lipofibroma (lip-o-fi-bro'mah). A fatty

- tumor with fibrous tissue in plates. [Gr., *lipos*, fat, + Lat., *fibra*, a fiber, + Gr., *oma*, tumor.]
- lipoids** (lip'oyds). A general term to include all those substances in protoplasm which are soluble in the solvents of fats, such as ether, chloroform, etc. It includes such bodies as lecithin, jecorin, cholesterolin, cerebrin, etc.
- lipolytic** (lip-o-lit'ik). Having the power of hydrolysing fats.
- lipoma** (lip-o'mah). A tumor composed of soft or firm lobular masses of adipose or fatty tissue bound together with fibrous septa. These tumors may undergo calcification, necrosis, or gangrene, and are frequently multiple, but not metastatic. **cystic l.** A l. containing cysts. **diffuse l.** A l. that is not definitely circumscribed. **fibrous l.** See *l. durum*. **hernial l.** A lipolece. **l. arborescens**. Branching papillary excrescences of fatty tissue within a tendon sheath. **l. arborescens (articulorum)**. A lipomatous degeneration of all the normal villous excrescences of the synovial membrane of a joint. **l. capsulare**. Of Virchow, a l. arising from the capsule of the mammary gland, often producing atrophy of the gland by its pressure. **l. colloides**. A myxolipoma. **l. durum (mixtum)**. A l. in which there is marked hypertrophy of the fibrous stroma and capsule. **l. myxomatodes**. A lipomyxoma. **l. telangiectodes**. A rare form of l. containing a large number of blood vessels. **nasal l.** A fibrous growth of the subcutaneous tissue of the nose. **osseous l.** A l. in which the connective tissue has undergone calcareous degeneration. [Gr., *lipos*, fat, + *oma*, tumor.]
- lipomatoid** (lip-o'ma-toid). Resembling a lipoma.
- lipomatosis** (lip-o-mat-o'sis). Fatty degeneration or an abnormal deposit of fat. **diffuse muscular l.** See *pseudohypertrophic muscular paralysis*, under *paralysis*. **l. interstitialis**. Of Müller, fatty degeneration in progressive muscular atrophy. **l. luxurians musculorum progressiva**. Of Heller, pseudohypertrophic muscular paralysis. **l. musculorum luxurians**. Muscular pseudohypertrophy. **l. universalis**. Obesity. **myo-atrophic l.** See *pseudohypertrophic muscular paralysis*, under *paralysis*. [Lat., *lipoma*, a fatty tumor.]
- lipomatous** (lip-o'mat-us). Resembling a lipoma; fatty.
- lipomeria** (lip-o-me're-ah). Absence of one of the limbs. [Gr., *leipein*, to leave, + *meros*, a part.]
- lipomyxoma** (lip-o-mix-o'mah). A tumor in which mucoid material is associated with adipose tissue. [Gr., *lipos*, fat, + *myxoma*.]
- liporhodin** (lip-o-ro'din). A lipochrome having a red color. [Gr., *lipos*, fat, + *rodon*, rose.]
- liposarcoma** (lip-o-sar-ko'mah). Sarcoma containing fatty tissue. [Gr., *lipos*, fat, + *sarcoma*.]
- lipostomy** (li-pos'to-me). Atrophy of the mouth. [Gr., *leipein*, to leave, + *stoma*, mouth.]
- lipotrophic** (li-po-trof'ik). Increasing fat. [Gr., *lipos*, + *trophe*, nutrition.]
- Lippia** (lip'pe-ah). Fog fruit; a genus of verbenaceous plants. **L. mexicana**. An evergreen shrub of New Mexico. The leaves and stalks are used as a demulcent and expectorant. [From *Lippi*, a French physician.]
- lippiol** (lip'pe-ol). A camphor derived from *Lippia mexicana*.
- lippitude** (lip'pi-tüd). See *blepharadenitis*. **l. angularis**. A chronic marginal blepharitis at the external canthus. **l. senilis**. A form of l. supposed to be peculiar to old age. [Lat., *lippus*, bleary-eyed.]
- lip'pus**. Blear-eyed; as a n., a bleary-eyed person. [Lat.]
- lipuria** (lip-u're-ah). The presence of fat in the urine. [Gr., *lipos*, fat, + *ouron*, urine.]
- liqutation** (li-kwa'shun). The act of melting or liquefying. [Lat., *liquare*, to melt.]
- liquatorium** (li-kwa-to're-um). A strainer, a filter. [Lat., *liquare*, to make liquid.]
- liquefaction** (lik-we-fak'shun). The act or process of reducing to a liquid state. **gelatin l.** The reduction of gelatin to a fluid state by the proteolytic enzymes of many bacteria. **puriform l.** The retrograde metamorphosis into a puslike liquid by means of which certain deposits in the tissues are disposed of. [Lat., *liquere*, to flow, + *facere*, to make.]
- liquescent** (lik-wes'sent). Deliquescent. [Lat., *liquescere*, to become liquid.]
- liqueur** (le-ker'). 1. An alcoholic spirit sweetened, flavored with some aromatic vegetable substance, and often colored. 2. See *liquor*. [Fr.]
- liquid** (lik'wid). A body which flows; i. e., one the cohesion of whose particles is such as to be readily overcome by the force of gravitation, so that the body changes its form without suffering any alteration of its volume, and completely fills the most dependent portion of the vessel in which it is placed. It differs from a gas in presenting no tendency to change its shape except when acted on by an extraneous force and in resisting any attempt to alter its volume. **bleaching l.** Javelle water. **blistering l.** See *liquor epispasticus*, under *liquor*. **culture l's**. Sterilized l's employed for the artificial culture of microbes. **Dutch l.** Ethylene dichlorid. **Labarraque's disinfecting l.** Syn.: *liquor sodae chloratae*. See *Labarraque's solution*, under *Labarraque*. **litmus l.** Milk colored with litmus to indicate the reaction in cultures of bacteria. **Maynard's adhesive l.** See *collodium*. **Pictet's l.** See under *Pictet*. [Lat., *liquidum*.]
- Liquidambar** (lik-wid-am'bar). 1. A genus of trees of the *Hamamelidaceae*. 2. Liquid amber (or liquidamber); the sweet gum or balsamic product of *L. styraciflua*, known also as *American l.* It is aromatic and stimulant, is considered styp-tic, and is often substituted for the bal-

sams of Peru and Tolu, as well as for liquid storax, with which it has been confounded by many authors. The term *l.* is sometimes applied to the products of *L. orientale* and *L. altingiana*. **American *l.*** See *L.* (2d def.). **Liquidambar imberbe**, **Liquidambar orientale**. The oriental sweet gum, liquid storax tree, or lordwood; a tree growing in southwestern Asia Minor. It is the source of liquid storax, the styrax of the U. S. Ph. **Liquidambar styraciflua**. Bilsted, copalm balsam tree, sweet gum. The bark was formerly used in summer diarrhea and dysentery, especially in children. **oriental *l.*** Liquid storax. [Lat., *liquidus*, liquid, + *ambra*, amber.]

liquid, or wine measure. See in appendix, page 942.

liquiritia (lik-ker-e'te-ah). 1. Licorice. 2. In part, the genus *Glycyrrhiza*. 3. The root of *Glycyrrhiza glabra*. **sucus liquiritiæ**. See *extractum glycyrrhizæ*, under *Glycyrrhiza*. [Corrupted from Gr., *glykurriza*, the licorice plant.]

liquor (lik'er). Pl., *liquores*. 1. Any liquid, especially (a) a spirituous liquid, obtained by distillation, or (b) an animal or vegetable juice or secretion. 2. In pharmacy, a solution of a solid, non-volatile substance in water. **Hoffmann's *l. anodynus mineralis***. See *spiritus ætheris compositus*, under *ether*. ***l. amnii***. The fluid contained within the amniotic sac surrounding the fetus. ***l. anæstheticus***. A variable mixture of the different substitution products between ethylidene dichlorid and carbon hexachlorid produced by the action of chlorin on ethyl chlorid. The lower members of the group compose mainly what is known as *l. anæstheticus Aranii*, which boils between 64° and 100° C., while the higher chlorinated members of the group constitute the *l. anæstheticus* of Wiggers, which boils between 100° and 140° C. ***l. anthracis***. A solution of coal tar in benzene and alcohol; an antiseptic. ***l. antigerminalis***. A solution of thymol and the oils of eucalyptus and lavender in alcohol and water [N. F.]. ***l. antisepticus***. A preparation consisting of boric and boracic acid, thymol, eucalyptol, and the oils of peppermint, gaultheria, and thyme, dissolved in alcohol and water [U. S. Ph.]. ***l. antisepticus alkalinus***. A preparation much like the *l. antisepticus* [U. S. Ph.], except that it is rendered alkaline and colored with cudbear [N. F.]. ***l. arsenicalis*** (Fowler). See *l. potassii arsenitis*, under *potassium* [Br. Ph.]. ***l. carbonis detergens***. A proprietary preparation, said to be much like the *l. picis carbonis* of the Br. Ph. ***l. cerebrospinalis***. See *cerebrospinal fluid*, under *fluid*. ***l. discutiens***. See *fomentum commune*. ***l. Donovanii***. See *l. arsenii et hydrargyri iodidi*, under *arsenium*. ***l. electropœicus***. Syn.: *battery fluid*. An aqueous solution of sodium dichromate and sulphuric acid [N. F.]. ***l. epispasticus***. A preparation containing 0.4 per cent. of cantharidin [Br. Ph.]. ***l. formal-***

dehydi. A solution containing not less than 37 per cent. by weight [U. S. Ph.] of absolute formaldehyd gas. It is a valuable disinfectant. ***l. Fowleri***. See *l. potassii arsenitis*, under *potassium*. ***l. fumans Beguini***. A preparation made by distilling sublimed sulphur with slaked lime and sal ammoniac; or by passing a current of sulphureted hydrogen gas through a mixture of flowers of sulphur and caustic ammonia solution. ***l. graafianus***. The fluid contained in the graafian follicles. ***l. mercurialis Van Swieten***. See *l. hydrargyri perchloridi*, under *hydrargyrum*. ***l. Morgagni***. The fluid found in small quantity in normal crystalline lenses between the lens proper and the inner surface of the posterior capsule on the one hand and between the lens proper and the so-called capsular epithelium on the other. ***l. pericardii***. A clear yellowish serous fluid found in the pericardium, which serves to lubricate the surfaces. ***l. perilymphæ***. See *perilymph*. ***l. peritonei***. The serous fluid in the peritoneal cavity; not large in quantity except when pathological. ***l. pleuræ***. The serous fluid found in the pleural cavity; not large in quantity except when pathological. ***l. prostaticus***. The secretion of the prostate gland. ***l. seriparus***. A solution of 10 per cent. of calves' rennet in alcohol and water, with sodium chlorid. ***l. trinitrini***. Spirit of nitroglycerin 1 per cent. [Br. Ph.]. **mother *l.*** The liquid left after the crystallization of a salt. **spirituous *l.*** A distilled alcoholic *l.* for use as a beverage. [Lat., *liquere*, to be fluid.]

liquorice (lik'er-is). See *licorice*.

Liriodendron (lir-e-o-den'dron). 1. A genus of magnoliaceous trees. 2. The bark of *L. tulipifera*. ***L. tulipifera***. The tulip tree. The bark has been employed in dyspepsia, dysentery, and other diseases requiring a mild stimulant and tonic. [Gr., *leirion*, a lily, + *dendron*, a tree.]

Lisfranc's amputation. Amputation of the foot at the tarsometatarsal joint, with preservation of the sole to make the flap. [Jacques Lisfranc, French surgeon, 1790-1847.]

Lis'sauer's tract. A small tract of fibers at the junction of the tip of the posterior horn and lateral column; the fibers come from the posterior roots, course upward for a short distance, and then enter the posterior horn. [Heinrich Lissauer, German neurologist, 1861-1891.]

listerism (lis'ter-ism). The principles of antiseptic surgery. [Joseph Lister (Lord Lister), English surgeon, b. 1827.]

Listing's law. The *l.* that "if, with normal eyes and parallel visual lines, the visual line passes from the primary position into any other position, the rotatory movement of the eyeball in this secondary position is of such a kind as if it (the eyeball) had been turned round a fixed axis, lying perpendicular to the first and second direction of the visual line." [John Benedict Listing, German physicist, 19th century.]

liter (le'ter, li'ter). A measure of capacity in the metric system equal to 1000 cubic centimeters, or 2.113 American pints, or 1.76 English pints. [Fr., *litre*.]

lithagogue (lith-'ag-og). Having the property of expelling calculi. [Gr., *lithos*, a stone, + *agein*, to lead.]

litharge (lith-'arj). Lead oxid, PbO, obtained by fusing lead. [Gr., *lithos*, a stone, + *argyros*, silver.]

lithargyrum (lith-'ar'ji-rum). Lead monoxid.

lith'ate. See *urate*.

lithia (lith'ya). Lithium oxid. The salts of lithium are often considered, according to the principles of the old nomenclature, as compounds of the base l. with acid radicles, and are named in correspondence with this idea. This method of nomenclature is not used in the U. S. and Br. Ph's. For such salts see under *lithium*. Many so-called lithia waters contain at most but traces of lithium salts. [Gr., *lithos*, a stone.]

lithiasis (lith-i-'as-is). The formation of calculi anywhere in the body. **l. biliaris**. See *biliary calculi*, under *calculus*. **l. conjunctivae**. The formation of calcareous deposits in the retained glandular secretions of the meibomian glands. **l. nephritica**. See *nephrolithiasis*. **l. pulmonum**. The formation of a pulmonary calculus. **l. renalis**. See *nephrolithiasis*. [Gr., *lithiasis*, from *lithos*, a stone.]

lithisiac (lith-is'e-ak). Of *M. Forbes*, having to do with uric acid.

lithium (lith'e-um). A metallic element, CH_3COOLi , belonging to the class of alkaline metals in common with sodium, potassium, rubidium, and cesium. It forms a series of compounds resembling the compounds of these radicles in chemical structure and physical qualities. Symbol, Li. Atomic weight, 7.03. Its salts are found widely distributed through nature, although in small amounts. Traces are present in many mineral waters. Specific gravity, 0.59. **l. and caffeine sulphate**. A double salt of l. and caffeine with sulphonic acid; used in rheumatism and gout. **l. and theobromin salicylate**. The double salicylic acid salt of l. and theobromin; used as a diuretic. **l. benzoate**, $\text{C}_6\text{H}_5\text{COOLi}$, a white substance. **l. carbonate**. LiCO_3 , a white powder soluble with difficulty in water. Used in the uric acid diathesis and also to reduce acidity of the urine. There is also an acid carbonate, l. bicarbonate, LiHCO_3 , which is present in many charged mineral waters. **lithii citras effervescens**. A preparation made with l. citrate, tartaric acid, milk sugar, white sugar, and sodium bicarbonate, moistened with alcohol [U. S. Ph., Br. Ph.]. **l. citrate**. The lithium salt of citric acid, $\text{Li}_3\text{C}_6\text{H}_5\text{O}_7$. A white powder. **l. glycerophosphate**. The l. salt of glycerin phosphoric acid. **l. iodate**. The l. salt of iodic acid, LiIO_3 . Used in gout. **l. salicylate**. A substance, $2\text{LiC}_7\text{H}_5\text{O}_3 + \text{H}_2\text{O}$ [U. S. Ph.]; forming white acidular crystals of sharp, sweetish taste, sol-

uble in water and alcohol. **l. sozo-iodolate**. The salt of sozo-iodol, $\text{C}_6\text{H}_2\text{I}_2(\text{OH})\text{SO}_3\text{Li}$. Glancing white plates, which sometimes assume a yellowish tinge without affecting their purity. Dissolves easily in water and aqueous alcohol. **l. sulpho-ichthyolate**. A compound obtained by neutralizing ichthyolsulphonic acid with l. carbonate; used in rheumatism. [Gr., *lithos*, a stone.]

litho-, lith-. Combining form of Gr., *lithos*, stone; used as a prefix to signify of or pertaining to a stone.

lithogeny (lith-oj'en-e). The formation of calculi or calculous material. [Gr., *lithos*, a stone, + *gennan*, to engender.]

litholapaxy (lith-o'lap-ak-se). The removal of a vesical calculus by first crushing it and subsequently washing out the fragments. [Gr., *lithos*, stone, + *lapaxis*, evacuation.]

lithology (lith-o'l'o-je). The science of calculi or of calculous formation. [Lat., *lithologia*, from Gr., *lithos*, stone, + *logos*, understanding.]

lithopedion (lith-o-pe'di-on). A fetus which has undergone shriveling and calcareous degeneration, usually in the course of ectopic gestation. [Gr., *lithos*, a stone, + *paidion*, a little child.]

lithotomist (lith-ot'om-ist). One who performs a lithotomy.

lithotomize (lith-ot'om-iz). To subject to the operation of lithotomy.

lithotomy (lith-ot'om-e). Syn.: *cystotomy*. The removal of a stone by cutting into the bladder. **lateral l.** A l. in which the perineum is incised to one side of the median line. **median l.** A l. in which the incision is made through the median raphe of the perineum. **perineal l.** A l. in which the incision for the removal of stone is made through the perineum. **suprapubic l.** An operation in which the bladder is entered by an incision just above the symphysis pubis. **vaginal l.** A l. in which the bladder is entered through an incision through the vagina. [Gr., *lithotomia*, from *lithos*, stone, + *tome*, a cutting.]

lithotripsy (lith-ot'rip-se). See *lithotrixy*. [Gr., *lithos*, stone, + *tribein*, to rub.]

lithotrite (lith-o'trit). An instrument for crushing a stone, especially a vesical calculus.

lithotrixy (lith-ot'rit-e). The operation of crushing a stone in the bladder by means of a lithotrite. [Gr., *lithos*, a stone, + Lat., *tritrus*, from *terere*, to rub.]

lithuria (lith-u're-ah). The presence of uric acid and urates in excessive amount in the urine. [Gr., *lithos*, a stone, + *ouron*, urine.]

lit'mus. The coloring matter obtained from the species of *Rocella*, *Variolaria*, *Leconora*, and similar lichens. It is used chiefly as a test for acids and alkalis, being colored red by the former and restored to its original color by the latter. **l. paper**. A test paper for acids (blue l. paper, *charta exploratoria coerulea*, prepared by staining unsized paper with a strong, clear infusion of l. (1 part of l.

- to 4 of water). If a test for alkalis is required, the infusion is first reddened by an acid, forming red l. paper. [Lat. A corruption of *lacmus*.]
- Litrameter** (lit-ram'et-er). An instrument for measuring the specific gravity of liquids. [Lat., *litrametrum*, from Gr., *litra*, a pound, + *metron*, a measure.]
- litre** (le'ter, li'ter). See *liter*.
- lit'ter**. 1. An appliance for transporting sick and wounded persons for short distances. 2. The whole number of young brought forth at a time. [Old Fr., *litiere*, Fr., *litière*, Span., *litera*, Lat., *lectus*, bed.]
- Litré's glands**. Syn.: *follicles of Litré*. The small racemose mucous glands in the mucous membrane of the cavernous portion of the urethra. [*Alexis Litré*, Parisian anatomist, 1658-1726.]
- liv'er**. A glandular organ, the largest in the body, situated in the right upper quadrant of the abdomen, immediately beneath and in contact with the diaphragm, having for its chief function the secretion of the bile and the storage of glycogen. It is the clearing house of carbohydrate metabolism in the body. Liver tissue contains proteins, fats, lecithin, cholesterolin, jecorin, purin bases, glycogen, urea, and other substances in small quantities, also a number of inorganic salts.
- accessory l.** An additional part of the l., sometimes found attached to the left extremity of the organ by a fold of peritoneum, which contains blood vessels, etc., for it. **amyloid l.** A l. that has undergone amyloid degeneration. **atrophic nutmeg l.** The atrophic form of chronic interstitial hepatitis. **biliary cirrhotic l.** A greatly enlarged l., in which there is an overgrowth of connective tissue, both around and within the lobules, together with an arrangement of the liver cells resembling bile capillaries. **bronze l.** The bronze-colored liver of malarial fever. **cachectic fatty l.** The l. of a person affected with some cachexia in which fat has accumulated. **cirrhotic fatty l.** Fatty l. with proliferation of the interstitial connective tissue observed in habitual drunkards. **cirrhotic l.** See *nutmeg l.* **drunkard's l.** A cirrhotic l. produced by the protracted use of alcoholic drinks. **fatty atrophic l.** An atrophic liver with fatty degeneration of the cells. **fatty l.** Syn.: *hepar adiposum*. A l. which has undergone fatty degeneration. **fatty nutmeg l.** See *fatty atrophic l.* **fibrofatty l.** See *cirrhotic fatty l.* **floating l.** Syn.: *hepar migrans*. A l. in which there is abnormal mobility due to relaxation of the hepatic ligament. **gin drinker's l.** **gin l.** See *atrophic nutmeg l.* **granular l.** **granulated l.** A cirrhotic l. in which the contour of the organ is modified and its surface nodulated in consequence of irregular atrophy of the newly formed connective tissue. **hobnailed l.** **hobnail l.** A l. the surface of which shows irregular granules resembling the heads of hobnails. It is the result of the microscopic changes accompanying cirrhosis of the l. **lardea-**
- ceous l.** See *amyloid l.* **leukemic l.** The l. hypertrophied in consequence of leukemia and showing on section minute grains resembling miliary tubercles in the portal venules. **mamillated l.** A granulated l. **melanemic l.** The l. of a person having melanemia, in which black pigment matter has been deposited in the interior of the blood vessels and in the interstitial connective tissue. **movable l.** See *floating l.* **nutmeg l.** Syn.: *hepar variegatum*. A l. in which chronic venous engorgement from heart disease has produced dilatation of the capillaries and a peculiar mottled appearance. **tropical l.** The acutely congested liver of unacclimated residents of the tropics, resulting from heat excess of food, alcohol, and lack of exercise. **tuberculated l.** A granulated l. **wandering l.** See *floating l.* **waxlike l.** **waxy l.** See *amyloid l.* **whisky l.** See *interstitial hepatitis*, under *hepatitis*. [Ang.-Sax., *lifer*.]
- liv'er spots**. See *chloasma*.
- liverworm**. See *Distoma hepaticum*.
- liv'erwort**. A name applied to several species of *Anemone*.
- liv'id**. Of a bluish color; discolored by a bruise. [Fr., *livide*, from Lat., *lividus*, dark in color.]
- liv'or**. A bluish or leaden color of the body, produced by a blow. [Lat., *livere*, to be of a blue color.]
- lixa** (lix'ah). Of Kerr, potash. **l. phosphorosa**. Potassium phosphite. **l. sulphureosa**, **sulphurous l.** Potassium sulphite.
- lixivia** (lix-iv'e-ah). Lye.
- lixivial** (lix-iv'e-al). Pertaining to a lye; obtained by lixiviation. [Lat., *lix*, ashes.]
- lixiviation** (lix-iv-e-a'shun). The act or process of washing wood ashes to obtain alkaline salts, or the process or act of making lye. [Lat., *lixivius*, made into lye.]
- Lo**. The sign employed by Ehrlich for "limen zero" (*limen*, threshold). This represents the largest quantity of toxin which exactly neutralizes one standard antitoxin unit.
- Loa** (lo'ah). A subgenus of the genus *Filaria*.
- loadstone**. See *magnetic iron oxid*, under *iron*.
- lo'bar**. Pertaining to or affecting a lobe. [Gr., *lobos*, a lobe.]
- lobate** (lo'bät). 1. Resembling or pertaining to a lobe. 2. Divided into lobes or bearing lobes.
- lobe**. A projecting and somewhat rounded portion of a part or organ; in the brain, either (a) a rounded elevation (e. g., one of the corpora quadrigemina) or (b) a group of cerebellar folia (e. g., the *semilunar l.*), or (c) a group of cerebral gyri more or less distinctly demarcated by deep fissures and corresponding approximately to the cranial bones (e. g., the *occipital l.*); in botany, a subdivision of an organ, especially a rounded projection from the margin of a leaf, or other flattened organ. **biventral l. (of the cerebellum)**. A projection on the under surface of each

cerebellar hemisphere, between the amygdalae anteriorly and the slender l. posteriorly. **caudate l. of the liver.** An elevation of the hepatic tissue which extends between the spigelian l. and the right l. **floating l.** A projecting, tongue-like portion of the right l. of the liver which may extend below the crest of the ilium. **frontal internal l. of the cerebrum.** See *marginal convolution*, under *convolution*. **frontal l. (of the brain).** That part of a cerebral hemisphere lying in front of the central and sylvian fissures. **interoptic l.** An area in the gray matter of the aqueduct of Sylvius, said to represent the distinct pair of l's which are seen in the iguana in front of the origin of the trochlearis nerve. **lateral l's of the prostate.** The portions of the prostate gland situated on each side of the urethra, usually not very well defined from the general mass of the organ. **lateral l's of the thyroid gland.** The two main portions of the gland situated one on each side of the trachea and united below by the thyroid isthmus. **left l. of the liver.** The left portion of the liver separated from the rest by the longitudinal fissure. **l's of the cerebrum.** 1. The anterior, middle, and posterior l's of the brain. **l. of the ear.** The lower portion of the auricle (below the incisura intertragica), in which there is no cartilage. **l's of the liver.** The right and left l's. See *quadrate*, *caudate*, and *spigelian l's*. **l's of the lung.** The small divisions comprising a l. of the lungs, each l. containing the terminal ramification of a bronchial tube and of the pulmonary vessels. **l's of the mamma.** The portions into which the glandular tissues of the mammary gland are divided by fibrous or areolar tissue. **l. of the nose.** A rounded eminence at the lower extremity of the dorsum of the nose. **l's of the pancreas.** The roundish aggregations of the glandular tissue of the pancreas separated from each other by connective tissue. **l's of the prostate.** The lateral l's and the middle l. of the gland. **occipital l.** The caudal region of either hemiserebrum; on the mesal aspect a definite boundary is the occipital fissure, but otherwise it is continuous with the parietal and the temporal l's. **olfactory l. (of the cerebrum).** A l. of the cerebrum consisting of a series of convolutions lying below the horizontal portion of the intraparietal fissure. It is divided into the supramarginal and angular convolutions, and is connected with the occipital lobe by several annectant gyri. **optic l's.** See *corpora quadrigemina*, under *corpora*. **orbital l's.** The convolutions lying above the orbit. **parietal l.** The upper and lateral portion of the hemisphere of the cerebrum. **quadrate l. of the cerebellum.** A large l. on the upper surface of the cerebellum, situated between the central l. anteriorly and the great horizontal fissure posteriorly. It is divided into the anterior and pos-

terior crescentic l's. **quadrate l. of the liver.** An oblong elevation (with its long axis running anteroposteriorly) on the lower surface of the liver in front of the transverse fissure and between the gall-bladder and the longitudinal fissure. **Riedel's l.** See *floating l.* **slender l.** A narrow portion of the inferior surface of one of the cerebellar hemispheres, bounded in front by the biventral l. and behind by the posterior inferior l. **spigelian l. (of the liver).** An irregular quadrangular portion of the liver lying behind the fissure for the portal vein and between the fissure for the vena cava and the ductus venosus. **temporal l.** See *temporosphenoidal l.* **temporo-occipital l.** The posterior inferior portion of the mesial surface of the cerebral hemisphere, including the fusiform lobule and the inferior occipito-temporal convolution. **temporosphenoidal l.** A pyramidal portion of the brain, limited anteriorly and superiorly by the posterior limb of the fissure of Sylvius, while posteriorly it runs into the occipital l. **true optic l's.** The anterior corpora quadrigemina, so called because they represent the real termination of the optic tracts. [Lat., *lobus*, Gr., *lobos*.]

lobelacrin (lo-be-lak'rin). The acrid substance of lobelia.

Lobelia (lo-be'le-ah). 1. A genus of herbaceous plants resembling *Campanula*. 2. Of the U. S. and Br. Ph's, the dried flowering herb (the leaves and tops) of *L. inflata*. It is emetic and, in large doses, a poison. L. is used in pectoral and laryngeal affections, especially spasmodic asthma. See *list of poisons and their antidotes*, in *appendix*, page 940. **acetum lobeliae.** Vinegar of l., made by percolating l. with dilute acetic acid [U. S. Ph., 1890]. **extractum lobeliae fluidum.** An alcoholic fluidextract of *L. inflata* [U. S. Ph.]. **L. cardinalis.** Cardinal flower l.; a North American species with acrid properties. The root has been used as an anthelmintic and antisyphilitic. **L. inflata.** Indian tobacco. All parts are medicinal, but the root and capsules are said to be most active. It yields the official l. **L. syphilitica.** Blue l.; a species growing in the United States and Canada. Its root is sudorific, though of no value as an antisyphilitic. **L. urens.** Acrid l., a species found in Europe. The juice is a caustic poison and a violent emetic and purgative. **tinctura lobeliae.** Tincture of l. (2nd def.) [U. S. Ph.]. **tinctura lobeliae etherea.** A 20 per cent. ethereal tincture of l. (2nd def.) [Br. Ph.]. [From *M. de Lobel*, a botanist and physician to James I. of England.]

lobelin (lo-be'lin). An alkaloid found in *Lobelia inflata*.

lob'ster foot. A congenital deformity of the foot in which the metatarsus is split, each prong carrying one or more large and deformed digits.

- lob'ster hand.** The same deformity as in lobster foot. See *lobster foot*.
- lobulated** (lob'u-la-ted). Divided into or having lobules.
- lobulation** (lob-u-la'shun). The state of being divided into lobules. **l. of the kidney.** A persistence after birth of the fissuring of the surface of the kidney and division of it into distinct portions, as in the fetus.
- lobule** (lob'ül). A lobelet or small lobe. **fat l's.** Clusters of fat cells, each cluster being somewhat isolated from the others by connective tissue and blood vessels. **hepatic l's.** Solid masses, from $\frac{3}{12}$ to $\frac{1}{24}$ of an inch in diameter, of the shape of polyedral compressed sphenoids, separated from each other by connective tissue. **inferior parietal l.** A l. of the cerebrum consisting of a series of convolutions lying below the horizontal portion of the intraparietal fissure. **parietal l's.** One of the two portions into which the parietal lobe is divided by the horizontal part of the intraparietal sulcus. [Lat., *lobulus*, dim. of *lobus*, lobe.]
- lobulus** (lob'u-lus). See *lobule*. **l. centralis vermis superior.** A small l. at the anterior part of the superior vermiform process situated in the incisura anterior. **lobuli epididymidis.** The parts into which the epididymis is divided by transverse septa from its tunica albuginea. **lobuli testiculi** (seu *testis*). Conical lobules, variously estimated at from 250 to 400 in number, which make up the glandular structure of the testicle.
- lob'us.** See *lobe*. **lobi cerebelli anteriores.** The lobes which form the anterior and superior portion of the hemisphere of the cerebellum. **lobi pulmonales.** The lobes of the lung. **l. pulmonis inferior accessorius.** An anomalous lobe of the lower portion of the inferior lobe of the lung. **lobi reniculi** (seu *renis*). The separate lobes in the fetal kidney which later form the pyramids of Malpighi.
- localization** (lo-kal-i-za'shun). 1. The process of determining the situation in which physiological and morbid processes originate; especially the determination of the portions of the central nervous system in which the nerve fibers that preside over particular functions take their origin (see *cerebral l.*). 2. The process by which a general physiological or morbid action or condition becomes concentrated in one particular locality. **cerebral l.** 1. The localization of different functions (motor, sensory) in the cortex of the cerebrum. 2. A cerebral manifestation of a systemic disease. **experimental l.** The l. of cerebral functions by means of experiments on animals. **morbid l.** See 1st def.
- lochia** (lo'ke-ah). The discharges that take place from the parturient canal for a few days after parturition. [Gr., *lochias*, from *lochios*, pertaining to childbirth.]
- lochial** (lo'ke-al). Pertaining to the lochia.
- Locke's solution.** A Ringer's solution adapted especially for perfusing the isolated mammalian heart. It contains NaCl 0.9 per cent., CaCl₂ 0.024 per cent., KCl 0.042 per cent., NaHCO₃ 0.02 per cent., and dextrose 0.1 per cent.
- lock'finger.** A peculiar affection of the fingers by which they become fixed in a flexed attitude; said by Agnew to be due to the presence of a small fibroma attached to the synovial fringe of the metacarpophalangeal articulation.
- lockjaw.** See *tetanus*.
- locoed** (lo'köd). Afflicted with loco disease.
- locomotion** (lo-ko-mo'shun). The action or power of moving from one place to another. [Lat., *loco*, abl. of *locus*, place, + *motio*, from *movere*, to move.]
- locomotor ataxia** (lo-ko-mo'tor at-aks'e-ah). See *tabes dorsalis*, under *tabes*.
- locomotorium** (lo-ko-mo-to're-um). Of Haeckel, the locomotory apparatus (the bones and muscles concerned in locomotion).
- locomotory** (lo-ko-mo'to-re). Pertaining to locomotion.
- lo'co weed.** This term is applied to a number of species of *Astragalus* and *Aragalus* which induce a peculiar habit and symptoms of poisoning in cattle which eat them.
- loculate, loculated** (lok'u-lät, lok'u-lat-ed). Celled; divided into small chambers or cells. [Lat., *loculatus*, from *loculus*, dim. of *locus*, place.]
- loculus** (lok'u-lus). A compartment. [Lat., dim. of *locus*, place.]
- locus** (lo'kus). A place, a spot. **l. caeruleus, l. cinereus, l. ferrugineus.** A depression in the floor of the fourth ventricle at its upper part; so called from its dark gray color. **l. luteus.** The true olfactory region of the nose; so called from the yellow granules in the epithelium. **l. niger** (*cruris* [seu *crurum*] *cerebri*). A tract of gray matter which separates the crista and tegmentum of the crura cerebri. [Lat. for place.]
- Loeffler's bacil'lus.** The bacillus of diphtheria. **l's blood serum.** A coagulated mixture of 1 part of glucose bouillon to 3 parts of blood serum; used especially for cultivating the bacillus of diphtheria. **l's stain.** A solution of methylene blue, used for staining the diphtheria bacillus. [Friedrich August Johannes Loeffler, German bacteriologist, 1852-1915.]
- logadectomy** (log-ad-ek'to-me). Excision of a portion of the conjunctiva. [Gr., *logades*, conjunctivae, + *ektome*, a cutting out.]
- logaditis** (log-ad-i'tis). Inflammation of the sclera. [Gr., *logades*, conjunctivae, + *itis*, inflammation.]
- logamnesia** (lo'gam-ne'se-ah). Inability to recognize spoken or written words. [Gr., *logos*, word, + *amnesia*, forgetfulness.]
- loganin** (log'an-in). A crystalline glucosid, C₂₈H₃₄O₁₄, found in strychnos seeds.
- logomania** (lo-go-ma'ne-ah). Monomania

- characterized by loquacity. [Gr., *logos*, word, + *mania*, madness.]
- log'wood.** See *hematoxylin*.
- logy.** A suffix used to signify the science of or study of. [Gr., *logos*, discourse, understanding, science.]
- loin.** In man, the dorsal and posterior lateral portions of the trunk between the pelvis and the last dorsal vertebra. [Lat., *lumbus*.]
- loliin** (lo'le-in). A poisonous alkaloid obtained from the seeds of *Lolium temulentum*.
- Lo'lium.** Darnel; a genus of grasses. **L. temulentum.** Bearded darnel. The seeds, when ground up with other grain and made into bread, have a narcotic effect, producing headache, vertigo, sleepiness, and confusion of mind. They contain acrid oils, and a bitter principle.
- lombardian drop'sy.** Another name for pellagra.
- longevity** (lon-jev'ti-e). Long life.
- longi-** (lon'je). A prefix from the Lat., *longus*, long; used to signify long, longitudinal.
- longissimus** (lon-jis'sim-us). See *table of muscles*, under *muscle*. [Lat., superl. of *longus*, long.]
- longitudinalis** (lon''ji-tu-di-na'lis). See *table of muscles*, under *muscle*.
- long'us.** See *table of muscles*, under *muscle*. [Lat.]
- loop.** A fold as of a string or a cord.
- Henle's l.** Henle's looped tubule. [Ir., *lub*, a bend, a noose.]
- loop'ing ill.** Of the veterinarians, a subacute inflammation of the spinal cord with serous and cellular infiltration; the principal symptom is trembling.
- loose.** Unconfined, lax, relaxed; of the intestinal canal, discharging its contents freely; of a cough, attended with free secretion. **l. skin.** Another name for *dermatolysis*.
- L. O. P.** Abbreviation for left occipital posterior presentation of the fetus in utero.
- lrophophorin** (lo-fof'o-rin). An alkaloid found in *Anhalonium Lewinii* and in *A. Williamsii*.
- lordosis** (lor-do'sis). An unnatural curvature of the spinal column with the convexity forward; generally an exaggeration of the natural curve of the lumbar region. [Gr., *lordosis*, from *lordos*, bent backward.]
- Lo'renz operation.** Manual reduction of congenital dislocation of the hip with retention of the hip in a position of abduction by a plaster of Paris splint until a new socket has formed. [*Adolph Lorenz*, Viennese orthopedist, born 1854.]
- loretin** (lo-re'tin). A derivative of quinin; used as an antiseptic.
- losophan** (los'o-fan). Tri-iodometacresol; used typically in skin diseases.
- lotahiston** (lo-tah-his'ton). The histon isolated from the spermatozoa of the frog.
- lo'tio.** See *lotion*. **l. adstringens.** Warren's styptic. A mixture of about equal parts of sulphuric acid, alcohol, and oil of turpentine. It should be used with caution [N. F.]. **l. flava** [N. F.], **l. hydrargyri flava** [Br. Ph.]. Yellow wash; made by adding mercuric chlorid in solution to solution of lime. **l. nigra** [N. F.], **l. hydrargyri nigra** [Br. Ph.]. Black wash; made by the addition of calomel to a solution of lime. **l. rubra.** A weak solution of zinc sulphate, colored with compound tincture of lavender. [Lat., *lotio*, lotion.]
- lo'tion.** A wash for local application.
- lead l.** See under *lead*. [Lat., *lotio*, lotion, from Gr., *lousis*, from *louein*, to wash.]
- Louis' angle.** An angle or recession first described by Louis as occurring between the manubrium and the body of the sternum in consequence of shrinking or retraction in the upper part of the thorax, especially in phthisis. [*Antoine Louis*, Parisian surgeon, 1723-1792.]
- loupe** (loop). A watchmaker's glass for magnifying.
- louse.** Pl., *lice*. A parasitic insect of the genus *Pediculus*, infesting the human hair and skin. [Old Eng., *lūs*.]
- lovage** (luv-aj). 1. *Levisticum officinale*. 2. The dried root of *Levisticum officinale*. It is official in several pharmacopœias. Said to be stimulant and carminative.
- low protein diet.** See in *appendix*.
- lox'a-bark.** Pale peruvian bark (unofficial) from *Cinchona officinalis*.
- loxotic** (lok-sot'ik). Slanting.
- loxotomy** (loks-ot'o-me). Amputation by oblique section. [Gr., *loxos*, oblique, + *tome*, a cutting.]
- lozenge** (loz'enj). Syn.: *troche*. A small, dry, solid, and generally flat mass, consisting chiefly of powders incorporated with sugar and mucilage (gum arabic or tragacanth). It is meant to be held in the mouth till dissolved in the saliva.
- lubraseptic** (lu-brah-sep'tik). A proprietary jelly or Irish moss with antiseptics.
- lubricant** (lu'brik-ant). Making smooth or slippery; as a n., a l. agent. [Lat., *lubricans*.]
- lucid** (lu'sid). Clear, not confused. As lucid interval it is used in law erroneously as a synonym of freedom from mental disease.
- luciform** (lu'sif-orm). Resembling light, of the nature of light. [Lat., *lux*, light, + *forma*, form.]
- Lucilia** (lu-sil'e-ah). A genus of flies. **L. caesar.** A species depositing their eggs on ulcers. **L. hominivorax.** Same as *Chrysomyia macellaria*. A fly occurring in Mexico and South America, the larvae of which are found in man, principally in the nasal cavities, perforating sometimes the parts they inhabit. **L. nobilis.** A species found in the auditory meatus. **L. regina.** A species causing intestinal myiasis. **L. sericata.** A species acting like *L. caesar*.
- lucilin** (lu'sil-in). A mixture of brown coal oil and lamp petroleum.
- ludato'ria.** See *hyperidrosis*.
- Ludwig's ganglion.** A g. in the right

- auricle of the heart. [Karl Friedrich Wilhelm Ludwig, German physiologist, 1816-1895.]
- lues** (lu'ez). A plague pestilence. Commonly applied to syphilis. [Lat., *lues*, plague.]
- luetic** (lu-et'ik). Having or pertaining to syphilis.
- luetin** (lu'et-in). An extract of a killed culture of several strains of *Treponema pallidum*; used in a skin test for syphilis. [Lat., *lues*, syphilis.]
- Lugol's caustic**. An aqueous solution containing 25 per cent. each of iodine and potassium iodide. **L's solution**. Liquor iodi compositus. [J. G. A. Lugol, physician in Paris, 1786-1851.]
- lumbago** (lum-ba'go). A rheumatic affection of the sheaths of the lumbar muscles on one or both sides, extending often to the ligaments of the sacrum. [Lat., *lumbus*, loin.]
- lum'bar**. Pertaining to the loin. [Lat., *lumbus*, loin.]
- lum'bar puncture**. Insertion of the point of a hollow needle into sheath of the spinal cord in the lumbar region, preferably through third intervertebral disk.
- lum'bo-**. Combining form of Lat., *lumbus*, loin; used to signify of or pertaining to the loin.
- lumbrical** (lum'brik-al). Pertaining to or resembling a *Lumbricus*.
- lumbricalis** (lum-brik-al'is). See *table of muscles*, under *muscle*.
- lumbricoid** (lum'brik-oid). Shaped like or resembling the earthworm, *Ascaris lumbricoides*. [Lat., *lumbricoides*, from *lumbricus*, an earthworm.]
- Lumbricus** (lum-bri'kus). Pl. *lumbrici*. 1. A genus of annelids, including earthworm. 2. Intestinal parasitic worm. [Lat.]
- lu'men**. The cross section of a cavity or tube. [Lat., *lumen*, light, window.]
- luminosity** (lu-min-os'it-e). Endowed with the property of producing light. In physiological optics the brightness factor in different colors. The distribution of luminosity in the spectral colors change with the amount of illumination. See *Purkinje phenomenon* under *Purkinje*.
- lump'y jaw**. Another name for *actinomyces*.
- lunacy** (lu'na-se). See *insanity*. [Lat., *luna*, the moon.]
- lu'nar**. Belonging to, associated with, or shaped like moon. **I. caustic**. Silver nitrate. [Lat., *lunaris*, from *luna*, moon.]
- lu'natic**. A person with a mental disease.
- lung**. The respiratory organ; the organ which serves for the aëration of the blood in an air breathing animal. In man the l's, two in number, are situated one in each lateral half of the thorax. They are divided into lobes and lobules made up of assemblages of air vesicles, to which the bronchi and bronchioles convey atmospheric air, and from which the same channels carry off carbon dioxide and other waste products of respiration. **black l**. See *anthracosis*. **fetal l's**. L's such as are found in the fetus, containing no air; they are relatively small, situated at the back of the thorax, yellowish pink, granular, and compact, and will not float in water. **fibroid l**. A l. affected with chronic interstitial pneumonia. **fibrous induration of l**. See *interstitial pneumonia* under *pneumonia*. **l. capacity**. See *breathing capacity*, under *breathing*. **l. fever**. Pneumonia. [Ang.-Sax., *lungen*.]
- lunula** (lu'nu-lah). The light colored arched or semilunar section of the nail near its root. **l. lacrimalis (ossis maxillae)**. A small ridge of bone which separates the antrum of Highmore from the lacrimal groove. **lunulae of the valves of the heart**. Two narrow lunated portions of the flaps of the semilunar and mitral valves. **l. scapulae**. See *suprascapular notch* under *notch*. [Lat., dim. of *luna*, the moon.]
- lupani** (lu'pan-e). Another name for *yaws*.
- lupanin** (lu'pan-in). A liquid alkaloid, $C_{15}H_{25}N_2O$, or $C_{15}H_{22}N_2O$, found in *Lupinus angustifolius*. It produces in animals paralysis of the encephalic centers together with an increase of the reflex excitability of the medulla oblongata.
- lupinin** (lu'pin-in). A name variously applied to extracts of *Lupinus* or to their alkaloids.
- lupinosis** (lu-pin-o'sis). A disease of cattle. [Lat., *lupinus*, lupine.]
- lupinotoxin** (lu'pin-o-toks'in). Of Arnold, a resinoid principle obtained from species of lupine producing lupinosis. Capable of producing the same disease in animals. [Lat., *lupinus*, lupine, + *toxin*.]
- lupinus** (lu-pi'nus). 1. (Adj.) See *lupinosus*. 2. Lupine; a genus of leguminous herbs or under shrubs. **l. albus**. Lupine or white lupine; an annual species, probably of Egyptian or east Mediterranean origin. It contains a poisonous uncrystallizable alkaloid, *lupinin*. **l. luteus**. Yellow lupine; a species of Mediterranean origin. In its physiological and toxic action it resembles *L. albus*. [Lat., *lupus*, a wolf.]
- lupiology** (lu-pe-ol'o'-je). The pathology of malignant ulcers. [Lat., *lupiologia*, from *lupia*, a wen, + Gr., *logos*, understanding.]
- lupous** (lu'pus). Pertaining to lupus.
- lupulin** (lu'pu-lin). Syn.: *humulin*. The glandular trichomes obtained from the fruit of hops. The oleoresin and the fluidextract are official in the U. S. Ph. [Lat., *lupulinum*, U. S. Ph.]
- lupulirrhetin** (lu'pu-lir-re'tin): A resinous substance, $C_{10}H_{16}O_4$, obtained from lupulin. [Lat., *lupulus*, the hop, + Gr., *retine*, resin.]
- Lupulus** (lu'pu-lus). 1. The genus *Humulus*. 2. Hops. **glandulae lupuli**. See *lupulin*. **tinctura lupuli**. A 20 per cent. tincture of hops [Br. Ph.]. [Lat. dim. of *lupus*, the hop plant.]
- lupus vulgaris** (lu'pus vul-gar'is). A chronic neoplastic infiltration of the skin, produced by the tubercle bacillus and characterized by brownish red tubercles, deeply embedded in the skin and coalescing to form nodules and patches. These,

- on disappearing, either with or without ulceration, leave scars. Clinical forms are: **1. marginatus**. Syn.: *Hilliard's l.* An eruption which begins with an initial patch resembling *l. verrucosus*, apparently due to local inoculation on the hand, spreading to the arm and the hand. **1. verrucosus**. Syn.: *tuberculosis verrucosa cutis, verruca necrogenica*. In this form the lesion consists of an elevated plaque with an indolent inflammatory base and a warty papillary surface. There are many varieties named according to the chief form of lesion or the situation of the growth, as: **1. annularis**, **1. disseminatus** (seu *discreta*), **1. erythematodes**, **1. lymphaticus**, **1. pernio**, **1. sclerosus**, **1. sebaceus**. [Lat., *lupus*, wolf.]
- Luschka's gland**. See *coccygeal gland*.
L's ton'sil. See *pharyngeal tonsil*.
- Lustig's serum**. A serum made for the treatment of bubonic plague. [*Alessandro Lustig*, Italian pathologist.]
- lu'sus**. A game, a jest. **1. naturae**. An object or form showing marked deviation from the course of nature; a freak. [Lat., *ludere*, to play.]
- lute**. A composition used for sealing vessels air-tight. [Lat., *lutum*, mud.]
- lutein** (lu'te-in). A preparation consisting of the desiccated yellow bodies of the ovaries, the corpora lutea, freed from adherent tissue. Sold in tablets of 5 grains, each representing 20 grains of *corpora lutea*. [Lat., *luteus*, yellow.]
- luteins** (lu'te-ins). Syn.: *lipochromes*. Very resistant pigments present in the yolks of eggs and various parts of the animal organism and soluble in alcohol, ether, and chloroform.
- luteolin** (lu-te-o'lin). A substance said to have been found in *Digitalis purpurea*.
- lutidin** (lu'tid-in). A liquid, dimethylpyridin, $C_8H_{12}N(CH_3)_2$, obtained among the products of the dry distillation of tar and bones. It has an acid odor and mixes in all proportions with water.
- luxation** (luks-a'tion). Dislocation or the removal of the articular surfaces of bones out of their proper relation to each other. See *dislocation*. [Lat., *luxatio*, from *luxare*, to put out of joint.]
- luxus consumption**. An old term, used in physiology to express the fact that more protein food is usually taken in the diet than is needed to maintain nitrogenous equilibrium.
- lycaconin** (li-kah'kon-in). A substance, having probably the composition $C_{23}H_{56}N_4O_8$, obtained by decomposing lycaconitin with boiling water.
- lycaconitin** (li-kah-kon'it-in). An alkaloid of the probable composition $C_{27}H_{34}N_2O_6 + H_2O$, obtained from *Aconitum lycotonum*. It is an energetic poison and is unsuitable for therapeutic purposes.
- Lycoperdon** (li-ko-per'don). Puffball; tuckahoe; Indian weed. A genus of gasteromycetous fungi. Of interest only because of their relation to poisonous fungi.
L. bovista. With other species, has a limited use in medicine. [Gr., *lykos*, a wolf, + *perdesthai*, to break wind.]
- Lycopodium** (li-ko-po'de-um). **1.** Club moss, the principal genus of the *Lycopodiaceae*. **2.** Of the *pharmacopeias*, the spores of *L. clavatum*; also of the U. S. Ph., the spores of other species. L. is a fine light yellow powder, odorless, tasteless, very mobile, floating on cold water without being wet by it, and burning in a flame with a slight explosion, but without smoke. L. is now used medicinally only as an absorbent application to excoriated surfaces, and in pharmacy for preventing the adhesion of pills or suppositories to each other. [Gr., *lykos*, a wolf, + *pous*, a foot.]
- Lycopus** (li'ko-pus). **1.** The water horehound; a genus of labiate bog herbs. **2.** The herb of *L. virginicus*. **L. virginicus**. Bugleweed; indigenous to North America. Its herb is used in infusion as a hemostatic. It is astringent. [Gr., *lykos*, a wolf, + *pous*, the foot.]
- Lycosa** (li-ko'sah). A genus of spiders.
L. tarantula. The European tarantula, the bite of which is very poisonous. See *tarantism*. [Gr., *lykos*, a kind of spider.]
- lying-in** (li'ing-in). Puerperal, parturient, in the condition incident to parturition; as a n., parturition and the puerperium.
- lymph** (limf). A clear fluid found in the lymphatic vessels and finally poured into the great veins at the nape of the neck. Chemically considered it consists of the substances found in the plasma of the blood. Histologically, it contains only white corpuscles (lymphocytes) and, after meals, the fat particles (chyle, fat) absorbed from the intestines. **animal l.** Vaccine l. from an animal. **bovine l.** Vaccine l. from a bovine animal. **calf l.** Vaccine l. from the calf. **croupous l.** Of Rokitsansky, the fibrinous exudation forming the false membrane in croup. **dried l.** Vaccine l. dried for preservation. **glycerinated l.** **glycerine l.** **glycerized l.** **glycerinized l.** Tube vaccine l. to which glycerin has been added to maintain its fluidity and to aid in its preservation. **humanized l.** Vaccine l. from the human subject. **inflammatory l.** A like exudate due to inflammation. **tissue l.** Syn.: *parenchymatous fluid*. Lymph bathing the tissue elements in contradistinction to that in the lymphatics. **tube l.** Vaccine l. preserved in the liquid form in sealed glass tubes. **vaccinal l.** **vaccine l.** The clear liquid contained in the pock of vaccinia, holding in suspension the microorganisms peculiar to the disease. In the human subject it exudes abundantly on multiple puncture of the pock on or before the eighth day after vaccination; in the cow its spontaneous flow is very sparing, but much of it may be squeezed out with forceps. Human vaccine l. is viscid, but clear; that from the cow is often straw-colored. Inoculated directly from the pock or in the form of stored l. (preserved in the liquid form in sealed glass tubes or dried be-

tween plates of glass or on a non-absorbent surface, and moistened at the time of use), vaccine 1. is employed in vaccination. **vituline 1.** See *calf 1.* [Lat., *lymphā.*]

lymphadenectasis (lim''fad-en-ek''ta-sis). Distention of the lymph vessels. [Lat., *lymphā*, lymph, + Gr., *aden*, a gland, + *ektasis*, distention.]

lymphadenia (lim-fad-e''ne-ah). That condition in which there is hypertrophy of all the lymphatic glands and organs, with or without an increase of the white blood corpuscles. [Lat., *lymphā*, lymph, + Gr., *aden*, gland.]

lymphadenitis (lim''fad-en-i''tis). Inflammation of a lymphatic gland. [Lat., *lymphā*, lymph, + Gr., *aden*, gland, + *itis*, inflammation.]

lymphadenoid (lim-fad'en-oyd). Of the nature of a lymph node. [Lat., *lymphā*, lymph, + *aden*, a node, + *eidōs*, resemblance.]

lymphadenoma (lim''fad-en-o''mah). 1. A lymphoma; especially one which tends to become generalized and to be developed in organs other than lymphatic glands; a lymphosarcoma. 2: A chronic disease characterized by multiple, disseminated growths of this sort; also called Hodgkin's disease, adenia, and pseudoleukocythemia. [Lat., *lymphā*, lymph, + Gr., *aden*, a gland, + *oma*, tumor.]

lymphagogus (lim-fag-og''us). Producing lymph. The *lymphagoga* of R. Heidenhain are chemical substances which, passing into the blood, promote the formation of lymph. He divides them into two classes; crystalline substances having a high osmotic pressure and organic substances of a protein nature. [Lat., *lymphā*, lymph, + Gr., *agein*, to lead.]

lymphangiectasis (lim''fan-ji-ek''ta-sis). An abnormal dilatation of a lymphatic vessel frequently present on the face or neck. **acquired 1.** L. due to lymphatic obstruction as from filarial elephantiasis. **cavernous 1.** A cavernoma containing lymph, and causing enlargement of certain tissues as macroglia. [Lat., *lymphā*, lymph, + Gr., *ageion*, vessel, + *ektasis*, dilatation.]

lymphangio-endothelioma (lim-fan''je-o-en''do-the-le-o''mah). A tumor consisting of whorled cell masses of endothelial cells, derived from the lymph channels.

lymphangiofibroma (lim-fan''je-o-fi-bro''mah). A neoplasm containing the elements of a lymphangioma and those of a fibroma. [Lat., *lymphā*, lymph, + Gr., *ageion*, a vessel, + Lat., *fibra*, fiber, + Gr., *oma*, tumor.]

lymphangiology (lim''fan-je-o''lo-je). The anatomy of the lymphatic vessels. [Lat., *lymphā*, lymph, + *ageion*, vessel, + *logos*, understanding.]

lymphangioma (lim''fan-ji-o''mah). A growth, congenital or acquired, consisting of dilated lymph spaces and lymphatic vessels, the resulting stricture resembling cavernous tissue. **cavernous 1.** **cystic 1.** A tumor consisting of a congeries of

large and small cysts having transparent lymphatic contents. **ganglionar 1.** L. with numerous small ganglia. **1. cavernosum.** See *cavernous lymphangiectasis*, under *lymphangiectasis*. **1. simplex.** A tumor consisting of an anastomosing network of small and capillary lymph glands. **1. vulvae.** Elephantiasis vulvae with hypertrophy of the lymph vessels and nodules. [Lat., *lymphā*, lymph, + Gr., *ageion*, a vessel, + *oma*, tumor.]

lymphangiosarcoma (lim-fan''ji-o-sar-ko''mah). A neoplasm containing the elements of a lymphangioma and those of a sarcoma.

lymphangitis (lim''fan-ji''tis). Inflammation of the lymphatic vessels. [Lat., *lymphā*, lymph, + Gr., *ageion*, a vessel, + *itis*, inflammation.]

lymphangoncus (lim-fan-gon''kus). An indurated swelling of the lymphatic vessels. [Lat., *lymphā*, lymph, + Gr., *ageion*, vessel, + *ogkos*, a mass.]

lymphatic (lim-fat''ik). Pertaining to lymph or to a lymph vessel; containing, producing, or modifying lymph; as a n., pl., *'s*, the vessels which convey the lymph from the different parts of the body which have a vascular supply and the chyle (the latter being more commonly termed lacteals), into the venous system. **'s of origin.** The small 's consisting of a single layer of endothelium. [Lat., *lymphaticus*, from *lymphā*, lymph.]

lymphatocele (lim-fat'o-sēl). A tumor formed by dilatation of lymphatic vessels.

lymphemia (lim-fe''me-ah). That form of leukocythemia in which the chief pathological activity is manifested in the lymphatic glands. These become hypertrophied, and elements of lymphatic tissue are even found in the liver, and sometimes in the kidneys. [Lat., *lymphā*, lymph, + *aima*, blood.]

lymphendothelioma (lim-fen''do-the-li-o''mah). See *lymphangio-endothelioma*.

lymphitis (lim-fi''tis). See *lymphangitis*. [Lat., *lymphā*, lymph, + Gr., *itis*, inflammation.]

lymphocele (lim'fo-sēl). A tumor containing a morbid accumulation of lymph. [Lat., *lymphā*, lymph, + Gr., *kele*, tumor.]

lymphocyte (lim'fo-sīt). A lymph corpuscle. See also in *appendix*, pages 900, 913. [Lat., *lymphā*, lymph, + Gr., *kytos*, a cell.]

lymphocythemia (lim-fo-si-the''me-ah). Excess of lymphocytes in the blood.

lymphocytoma (lim''fo-si-to''mah). A tumor of the lymphatic system with lymphocytes as the predominating element. [*Lymphocyte* + Gr., *oma*, tumor.]

lymphocytosis (lim''fo-si-to''sis). An increase in the number of lymphocytes in a blood or a serous exudate.

lymphocytotoxin (lim-fo-si-toks''in). A bacterial product or cytolytic serum acting on lymphocytosis. [Lat., *lymphā*, lymph, + Gr., *kytos*, a cell, + *toxin*.]

lymphodermia (lim-fo-der'me-ah). Another name for *mycosis fungoides*. [Lat., *lymp̄ha*, lymph, + Gr., *derma*, the skin.]

lymphogenic (lim-fo-gen'ik). Caused by extension from the lymphatic glands or vessels, as *lymphogenic tuberculosis*.

lymphogenous (lim-foj'en-us). Producing or secreting lymph. [Lat., *lymp̄ha*, lymph, + Gr., *gennan*, to produce.]

lymphogranulomatosis (lim''fo-gran-u-lo-ma-to'sis). Hödkin's disease. See *lymphadenoma*.

lymphoid (lim'foyd). 1. Lymphlike. 2. Pertaining to or associated with lymph or the lymphatic system. [Lat., *lymp̄ha*, lymph, + Gr., *eidōs*, resemblance.]

lymphoma (lim'fo'mah). A general term for a series of conditions ranging from chronic hyperplasia of lymphoid tissue to true tumors consisting of the various elements of a lymphatic gland. **1. granulomatousum**. The small white lymphatic nodules present in the liver in Hödkin's disease. [Lat., *lymp̄ha*, lymph, + Gr., *oma*, tumor.]

lymphomatosis (lim''fo-mat-o'sis). General glandular disease, usually a lymphosarcomatous type.

lymphomatous (lim-fo'ma-tus). Pertaining to or of the nature of lymphoma.

lymphomyceloma (lim''fo-mi-el-o'mah). A myeloma involving the lymphatic system.

lymphomyxoma (lim''fo-miks-o'mah). A lymphatic tumor composed of adenoid and myxomatous tissue.

lymphosarcoma (lim''fo-sar-ko'mah). A sarcoma developing from any of the cellular elements of a lymphatic gland. **1. thymicum**. L. that commences in the thymus glands with the secondary formation of large nodulated tumors in different parts of the body. [Lat., *lymp̄ha*, lymph, + Gr., *sarkōma*, a fleshy excrescence.]

lymphosarcomatosis (lim''fo-sar-ko-mat-o'sis). A malignant, multiple, hyperblastoid overgrowth of lymphatic tissue, including productive lymphadenitis, hyperblastosis with or without leukemia, and lymphoma. See *pseudoleukemia*.

lymphostasis (lim-fos'tas-is). A stasis of lymph. [Lat., *lymp̄ha*, lymph, + Gr., *stasis*, a placing.]

lymphotoxin (lim-fo-toks'in). The toxin or lysin found in the lymphatic glands.

lymphous (lim'fus). Pertaining to or consisting of lymph.

lymph varices (limf'va'ri-ses). Dilated spaces of cysts formed in the lymph nodes, from obstruction to the flow from the efferent lymphatics.

lypmania (li-pe-ma'ne-ah). Melancholia. [Gr., *lype*, sadness, + *mania*, mania.]

lyra (li'rah). The ventral surface of the fornix cerebri at its posterior part, which, from the transverse lines that cross it, *arbor vitae*. **1. vaginalis**. The rugos bears some resemblance to a lyre. **1. uterina**. See *arbor vitae uterina*, under surface of the vagina. [Gr., *lyra*, harp.]

lysemia (li-se'me-ah). Disintegration of the blood. [Gr., *lysis*, solution, + *aima*, blood.]

lysidin (lis'id-in). A 50 per cent. solution of ethylene-ethyl-amidin, $C_4H_8N_2$. It is used as a substitute for piperazin.

lysin (li'sin). 1. One of the amino acids resulting from the hydrolysis of proteins. It is alpha-epsilon-diamino-caproic acid, $NH_2(CH_2)_4CH(NH_2)COOH$. It is one of the hexone bases. 2. Antibody which disintegrates or dissolves its antigen.

lysis (li'sis). 1. The general solvent power of normal or immune serum for foreign cells or other substances. 2. The gradual defervescence of a fever. [Gr., *lyein*, to dissolve.]

lysoform (lis'o-form). A soapy preparation of formic aldehyd; used as a disinfectant.

lysogenesis (li-so-jen'es-is). The production of lysins.

lysol (li'sol). A brownish, syrupy preparation, saponaceous in character, made from coal-tar products consisting to a large extent of cresols. It is used as an antiseptic and disinfectant. In surgery, it is often used as a wash in a solution of one to three per cent.

lysolvoeol (li-so-sol've-ol). A disinfectant solution of potassium linoleate and cresols.

lyssa (lis'sah). Syn.: *hydrophobia*, *rabies*. See *hydrophobia*. See *rabies*. [Gr., *lyssa*.]

lyssic (lis'ik). Pertaining to hydrophobia.

lyssin (lis'in). The specific virus of hydrophobia.

lyssophobia (lis-so-fo'be-ah). Groundless fear of rabies, often inducing actual hydrophobic symptoms. [Gr., *lyssa*, madness, + *phobos*, fear.]

lysyl-lysin (li'sil-li'sin). A dipeptid containing two molecules of lysin in combination.

lytic (lit'ik). Pertaining to lysis or to a lysin; producing lysis.

Lytta (lit'tah). A genus of coleopterous insects. **L. vesicatoria**. See *Cantharis vesicatoria*. **L. vittata**. The potato fly; a black species about six lines long, formerly official in the U. S. Ph. It contains cantharidin, and may be applied to the same purposes as cantharides.

M

macaco worm (mah-kah'ko worm). The larva of the fly, *Dermatobia noxialis*.

mace (mäs). The aril of the nutmeg (fruit of *Myristica fragrans*). [Lat., *macis*, *macidis*.]

macene (ma'sen). An essential oil, $C_{20}H_{32}$, obtained by distilling nutmeg flowers with water.

maceration (mas-er-a'shun). In pharmacy, the soaking of a substance in a

- liquid in order to separate the soluble parts. In anatomy, the more or less prolonged immersion of tissues in a liquid for the purpose of dissolving certain principles and modifying their consistence, in order to facilitate their isolation from other parts and render them capable of more minute examination. In obstetrics, the partial dissolving of the *fetus in utero* (or, in the case of a very young fetus, its entire solution), first manifested by the epidermis becoming loosened, with the formation of blebs. **Schultze's m. fluid.** See under *Schultze*. [Lat., *macerare*, to macerate.]
- Macewen's operation.** Supracondyloid osteotomy of the femur for the cure of knock-knee. [Sir *William Macewen*, Scotch surgeon, born 1848.]
- macis** (ma'sis). See *mace*. **oleum macidis.** Oil of mace.
- mackintosh** (mak'in-tosh). The name used to designate garments or waterproof material made by cementing together with india rubber two layers of cloth. Now applied to any cloth made waterproof by a coating of india rubber. [*Charles Mackintosh*, 1766-1843.]
- mac'ro-, macr-**. Combining form of Gr., *makros*, long, large; used as a prefix in compound words to indicate large or long.
- macrocephalia** (mak-ro-sef'al'e-ah). An abnormally large size of the head. [Gr., *makros*, large, + *kephale*, the head.]
- macrocephalus** (mak-ro-sef'al-us). A fetus with an abnormally large head. [Gr., *makros*, large, + *kephale*, the head.]
- macrocheiria** (mak-ro-ki're-ah). Excessive development of the hands. [Gr., *makros*, large, + *cheir*, hand.]
- macrochemical** (mak-ro-kem'ik-al). Chemical and recognizable without the aid of the microscope. [Gr., *makros*, large, + *chemical*.]
- macrocococcus** (mak-ro-kok'us). A bacterial coccus of the largest recognized size. [Gr., *makros*, large, + *kokkos*, berry.]
- macrocyt** (mak'ro-sist). A large cyst. [Gr., *makros*, large, + *kystis*, cyst.]
- macrocytase** (mak-ro-si'tas). The cytase or ferment contained in the macrophage and which digests various tissue cells and certain bacteria of the chronic infections, such as tuberculosis.
- macrocyte** (mak'ro-sit). An abnormally large red blood corpuscle present in certain diseases. Its diameter is from 10 to 12.9 μ . [Gr., *makros*, large, + *kytos*, a cell.]
- macrocythemia** (ma-kro-si-the'me-ah). The occurrence of macrocytes in the blood. [*Macrocyte* + Gr., *aima*, blood.]
- macrocytosis** (mak-ro-si-to'sis). The formation of macrocytes.
- macroactylia** (mak-ro-dak-til'e-ah). Abnormal size of the fingers or toes. [Gr., *makros*, large, + *daktylos*, finger.]
- macrogamete** (mak-ro-gam'et). The female extracorporeal gamete or cell before fertilization. [Gr., *makros*, large, + *gametes*, spouse.]
- macrogametocytes** (mak-ro-gam-e'to-sits). The female intracorporeal parasite observed in the blood in malarial disease. [Gr., *makros*, large, + *gametes*, spouse, + *kytos*, cell.]
- Macrogaster** (mak-ro-gas'ter). A genus of the order *Acarina*, and the family *Demodicidae*, or small mites. **M. platiplus**, **M. platypus**. See *Demodex folliculorum*. [Gr., *makros*, large, + *gaster*, the belly.]
- macrogastrica** (mak-ro-gas'tre-ah). Dilatation of the stomach. [Gr., *makros*, large, + *gaster*, stomach.]
- macrogllossia** (mak-ro-glos'se-ah). A hypertrophic enlargement of the tongue. [Gr., *makros*, large, + *glossa*, tongue.]
- macromelia** (mak-ro-me'le-ah). Excessive size of some limb. [Gr., *makros*, large, + *melos*, limb.]
- macropathology** (mak'ro-path-ol'o-je). The study of the non-microscopic changes produced by disease of organs and tissues. [Gr., *makros*, large, + *pathology*.]
- macrophage** (mak'ro-faj). A large phagocytic cell, which incorporates and digests red blood corpuscles and other tissue cells. [Gr., *makros*, large, + *phagein*, to devour.]
- macrophagocyte** (mak-ro-fag'o-sit). A phagocyte of relatively large size. [Gr., *makros*, large, + *phagein*, to eat, + *kytos*, cell.]
- macrophallus** (mak-ro-fal'lus). An abnormally large penis. [Gr., *makros*, large, + *phallos*, the penis.]
- macrophthalmus** (mak-rof-thal'mus). An over-developed eye. [Gr., *makros*, large, + *ophthalmos*, eye.]
- macroptia** (mak-ro'pe-ah). A disorder of vision in which all objects seem larger than they really are. [Gr., *makros*, large, + *ops*, eye.]
- macroscopic** (mak-ro-skop'ik). 1. Easily seen with the naked eye. 2. Pertaining to gross appearances. **macroscopical examination of stomach contents**, see in *appendix*, page 903. **m. examination of cerebrospinal fluid**, see in *appendix*, page 909. **m. examination of sputum**, see in *appendix*, page 901. **m. examination of stool**, see in *appendix*, page 905. [Gr., *makros*, long, + *skopein*, to examine.]
- macrosomatia**, **macrosonia** (mak-ro-so-ma'te-ah, mak-ro-so'me-ah). A monstrosity consisting in enormous size of the body. [Gr., *makros*, large, + *soma*, the body.]
- macrostoma** (mak-ro'sto-mah). A variety of harelip, in which the deformity involves the cheeks, the fissures extending from the angles of the mouth outward, causing an enlargement of this natural opening.
- macrostyle**. See *giant blood cell*, under *cell*.
- macrotin** (mak'ro-tin). Of the eclectics, an impure resin obtained by precipitating a saturated tincture of cimicifuga with water.
- macula** (mak'u-lah), pl., *maculae*. A macule, spot, stain, or blemish. **cerebral**

maculae. Reddened lines, becoming gradually deeper in color and persisting a considerable time, produced, in tubercular meningitis, by drawing the finger nail lightly across the skin (especially that of the abdomen or thorax). **germinal m.** See *germinal spot*, under *spot*. **maculae ceruleae.** Pea to finger-nail sized, steel gray stains of the epidermis, without elevation and do not disappear on pressure, occurring in persons with fair delicate skins in connection with pediculosis pubis. **maculae cribrosae.** See *maculae cribrosae (vestibuli)*. **m. cribrosa inferior.** The group of foramina through which the fibers of the auditory nerve pass to the posterior semicircular canals. **m. cribrosa media.** The group of foramina through which the fibers of the auditory nerve pass to the sacculle. **m. cribrosa quarta, m. cribrosa recessus cochlearis.** The group of foramina through which passes the twig of the small branch of the cochlear nerve. **m. cribrosa superior.** The group of foramina through which the fibers of the auditory nerve pass to the utricle and to the ampullae of the anterior vertical and the horizontal semicircular canals. **maculae cribrosae (vestibuli).** Certain spots or regions on the crista vestibuli, as well as on the floor of the two vestibular recesses, having a number of foramina for the passage of the filaments of the vestibular nerve. **m. folliculi.** See *stigma folliculi*. **m. fossae hemisphaericae.** See *m. cribrosa media*. **m. gonorrhoeica.** A red spot at the orifice of each vulvovaginal gland in gonorrhoeal vulvitis. **m. lutea (retinae).** The region of the center of vision in the retina, an ill-defined space of reddish yellow or tawny color, having at its center a depression, the *fovea centralis*. **m. of the graafian vesicle.** See under *stigma*. **Robert's m.** See under *Robert*. **Sanger's m.** See under *Sanger*. [Lat.].

macular (mak'u-lar). Of or pertaining to maculae. Characterized by maculae.

maculated (mak'u-la-ted). Spotted.

macule (mak'ül). A permanent discoloration of some portion of the skin, but with no elevation of its surface. [Lat., *macula*, a spot, or stain.]

madarosis (mad-ar-o'sis). Loss of the eyelashes. [Gr., *madaros*, bald.]

Mad'der. 1. The genus *Rubia*, especially *Rubia tinctorum*. 2. Dyer's m., the root of *Rubia tinctorum*, formerly official.

Maddox test. A t. to determine the relative direction of the visual axes by the use of small glass cylinders set in a frame.

madefaction (mad-e-fak'shun). The act of moistening or making wet. [Lat., *madefacere*, to moisten.]

madidans (mad'id-ans). Weeping, exuding. [Lat., pres. pple. of *madidare*, to wet, to moisten.]

ma'dor. A dripping sweat. [Lat., *madere*, to be wet.]

Madu'ra foot. Another name for *mycetoma*. [Madura, a province of Madras, India.]

Madurel'la myceto'mi. Syn.: *Streptothrix mycetomi*. The fungus causing mycetoma.

Magendie's solution. A solution of 16 grains of morphin sulphate in an ounce of water. The name Magendie is often unfortunately applied to solutions of morphin sulphate of different strengths. [François Magendie, French physiologist, 1783-1855.]

magisterium (mah-gis-te're-um). A name used by the followers of Paracelsus for certain medicinal preparations, especially such as were made by precipitation and which were believed to possess extraordinary virtues. The term is still sometimes employed for bismuth subnitrate (*m. bismuth*) and for precipitated sulphur (*m. sulphuris*). [Lat., *magister*, master.]

magistral (maj'is-tral). Pertaining to a master or to one who gives direction; of medicines, made up to order, compounded as prescribed for a special occasion. [Lat., *magister*, master.]

magma (mag'mah). A pasty or pulpy mass, especially the residuum after water has been pressed out or drained or poured off. **m. magnesiae.** See under *magnesia*. [Gr., *magma*, from *massein*, to knead.]

magnumal (mag-na'le-um). A silver white alloy of aluminum and magnesium, of high reflecting power.

magnesia (mag-ne-se'ah). Originally, black oxid of manganese, so called from confusion with magnetic iron ore. This was subsequently called *m. nigra*, and the term *m. alba* was given to what is now known as magnesium carbonate, and is still used occasionally. In German medical literature the term *m.* usually refers to the carbonate, in English medical literature to the oxid, MgO, but blocks of magnesium carbonate are commonly called *magnesia* by the laity. *M.* is obtained by the calcination of magnesium carbonate; it is odorless, has a slightly alkaline taste, and shows a faint alkaline reaction when moistened; it is insoluble in alcohol and only slightly soluble in water. When occurring in the form of powder, it is designated according to its density as *light m.* and *heavy m.* The *m.* of the U. S. Ph., 1890 (magnesium oxidum, U. S. Ph., viii) is light *m.*; a light powder, white and fine, devoid of odor and having an earthy taste. **calcined m.** Magnesium oxid obtained by freeing magnesium carbonate from its water and carbonic acid by heating to a low red heat. **heavy m.** (calcined *m.*). See *m. ponderosa*. **Henry's m.** See under *Henry*. **Husband's m.** See *m. ponderosa*. **lac magnesii.** Milk of *m.*; made by triturating magnesium with water or water and glycerin, so as to form a suspension. See also *magma magnesiae*. **magma magnesiae.** Milk of *m.*; a mixture containing 5 per cent. of freshly precipitated magnesium hydroxid in suspension [N. F.]. **m. alba.** A mixture of magnesium hydroxid and magnesium carbonate. **m.**

levis. Light calcined magnesia [Br. Ph.]. **m. meta.** See *magnesium oxid.*
m. mixture. In chemistry, a solution of magnesium sulphate and ammonium chlorid in an excess of ammonium hydroxid. Used to precipitate phosphoric acid. **m. ponderosa.** M. obtained by the calcination of heavy magnesium carbonate. It is a white powder, having the same properties as light m., but $3\frac{1}{2}$ times the density [U. S. Ph., Br. Ph.]. [Gr., *magnes*, a magnet.]

magnestic (mag-ne'sik). Pertaining to or containing magnesium or some of its compounds. [Lat., *magnesticus*.]

magnesium (mag-ne'se-um). A silvery white metal, which readily oxidizes in moist air, is both malleable and ductile, melts at a red heat, and, on ignition, burns with a brilliant white light, particularly rich in chemical rays. It occurs extensively distributed throughout the mineral kingdom, and is also present in small quantities in animal and vegetable organisms. Atomic weight, 24.41. Symbol, Mg. Sp. gr., 1.75. **heavy m. carbonate.** A preparation made by precipitating a solution of m. sulphate with sodium carbonate and drying the precipitate [Br. Ph.]. **liquor magnesi bicarbonatis.** Solution of bicarbonate of m.; made by dissolving extemporaneously prepared basic m. carbonate in water charged with carbon dioxide. It contains about 10 grains of the bicarbonate to the fluidounce [Br. Ph.]. **liquor magnesi citratis.** Commonly called "*citrate of magnesia*." A preparation made by introducing potassium bicarbonate into an acid solution of m. citrate and syrup of lemon and sealing hermetically [U. S. Ph.]. **m. ammonium phosphate.** $MgNH_4PO_4$, an insoluble white substance, present in urinary calculi and often deposited in alkaline urine. Crystallizes in starlike crystals. **m. borocitrate.** A mixture of m. borate, m. citrate, and borax. **magnesi carbonas** [U. S. Ph.], **magnesi carbonas levis** [Br. Ph.]. See *m. carbonate*. **magnesi carbonas ponderosus.** See *heavy m. carbonate* [Br. Ph.]. **m. carbonate.** $MgCO_3$, an insoluble white substance. The magnesi carbonas of the U. S. Ph. is $(MgCO_3)_2Mg(OH)_2 + 5H_2O$, a mixture of m. carbonate and m. hydroxid. It is an anti-acid and a mild purgative. **magnesi citras.** See *m. citrate*. **magnesi citras effervescens.** A preparation of m. carbonate, citric acid, and water enough to form a paste; this mixture (forming a m. citrate), is then dried, powdered, mixed with sodium bicarbonate, sugar, and citric acid, dampened with alcohol and rubbed through a coarse sieve, so as to form a coarsely granular powder [U. S. Ph., 1890]. **m. citrate.** The m. salt of citric acid or a mixture of citric acid and m. carbonate, which has been moistened with water or alcohol and then dried. Used as a purgative. **m. fluorid.** MgF_2 , a white powder, used as an antiseptic. **m. glycerinophosphate.** The m. salt of glycerophosphoric acid, $C_3H_7O_3PO_3Mg$.

A nerve tonic. **m. ichthyolate.** A mixture of m. oxid and ichthylol. **m. lactate.** The m. salt of lactic acid $(CH_3-CHOH.COO)_2Mg$. A white substance, used as a laxative. **m. oxid.** MgO , a white powder formed by heating m. carbonate. **m. phosphate.** $Mg_3(PO_4)_2$, a white insoluble substance, present in many plants and found at times in urinary calculi. **m. salicylate.** The m. salt of salicylic acid, $Mg(C_6H_4(OH)COO)_2$, a white crystalline substance, used in typhoid fever. **magnesi sulphas.** See *m. sulphate* [U. S. Ph., Br. Ph.]. **m. sulphas effervescens.** Effervescent m. sulphate, a granular salt of sodium bicarbonate and of citric and tartaric acids. It is a laxative [U. S. Ph.]. **m. sulphate.** Syn.: *Epsom salts*. $MgSO_4 + 7H_2O$; a bitter salt, readily soluble in water. Used as a mild purgative. **m. sulphite.** $MgSO_3 + 6H_2O$; an antiseptic. **solution of bicarbonate of m.** See *liquor magnesi bicarbonatis*. [Br. Ph.]. **solution of citrate of m.** See *liquor magnesi citratis* [U. S. Ph.].

mag'net. A substance possessing the property of attracting iron, also other substances (especially nickel) in a much feebler degree, and of being itself attracted by those substances. The points at or near the ends of a magnetic bar where such attraction is concentrated, and which, owing to the earth's magnetic attraction, assume a position toward the north and south respectively, are the poles of the magnet. There are two kinds of m's, the natural m.—loadstone, magnetic iron oxid. (*q. v.*, under *iron*)—and artificial m's (i. e., bars or needles of steel), which have acquired magnetic properties from being rubbed with a m., or otherwise. **electro-m.** A bar of soft iron rendered magnetic during the passage of a galvanic current through insulated copper wire wound around it. **Gruening's m.** See under *Gruening*. **horseshoe m.** An artificial m. bent into the shape of a horseshoe. **permanent m.** A m. whose magnetic properties are lasting, i. e., not depending on contact with another m. or on imparted magnetic influence. **temporary m.** A m. whose magnetic properties are dependent upon contact with another m. or upon the influence of a neighboring galvanic current. [Gr., *magnes*, *magnetos*, a magnet, from *Magnesia*, a district of Thessaly.]

magnetic (mag-net'ik). Of or pertaining to a magnet or magnetism; having the properties of a magnet.

magnetism (mag-net-izm). 1. The cause of the attraction exercised by a magnet. 2. That branch of science which treats of the magnet, its properties, and their phenomena. **animal m.** A supposititious power by means of which persons of strong will influence those of weaker will; the power which is said to induce the mesmeric state.

magnetite (mag-net-īt). See *magnetic iron oxid*, under *iron*. [Gr., *magnes*, a magnet.]

magnetization (mag-net-i-za'shun). 1. The act of imparting magnetic properties to a substance. There are three sources of m.; the influence of a natural or artificial magnet, the action of the earth as a magnetic substance, and electricity. 2. The act of being brought under, or the state of being under, the influence of magnetism. [Gr., *magnes*, a magnet.]

mag'neto-. Prefix, formerly representing the combining form of Gr., *magnes*, *mag-netos*, magnet; now used to form combinations denoting processes carried on by magnetic means.

magneto-electric (mag'net-o-e-lek'trik). Pertaining to magneto-electricity. [Gr., *magnes*, a magnet, + *elektron*, amber.]

magneto-electricity (mag'net-o-e-lek-tris'-it-e). 1. Electricity developed by means of magnetism. 2. The science of the mutual relations of magnetism and electricity and the phenomena of their conjunction or their combinations.

magnetograph (mag-net'o-graf). An instrument for indicating the intensities and variations of magnetic forces. [Gr., *magnes*, a magnet, + *graphein*, to write.]

magnetologia (mag'net-o-lō'j'e-ah). The science of the action (real or pretended) of a magnet or of magnetic forces. [Gr., *magnes*, a magnet, + *logos*, understanding.]

magnetometer (mag-net-om'et-er). An instrument for measuring magnetic forces. [Gr., *magnes*, a magnet, + *metron*, a measure.]

Magnolia (mag-no'le-ah). 1. A genus of plants. 2. The bark of *M. glauca*, *M. acuminata*, and *M. tripetala*; used as a mild aromatic tonic and diaphoretic. The bark of *M. glauca* was formerly official in the U. S. Ph. **M. acuminata**. The cucumber tree; a species growing in the interior mountainous regions of the United States. It is one of the sources of m. (2d def.). **M. glauca**. White bay, beaver tree, swamp sassafras, white laurel, elk bark, castor wood; found in low situations near the sea from Massachusetts to the Gulf of Mexico. It is largely used as a source of m. bark. **M. tripetala**, **M. umbrellata**. The common umbrella tree; common in the southern United States. Its fruit contains magnolin, and its bark constitutes part of the m., of the U. S. Ph., 1880. [*P. Magnol*, 1638-1715.]

maidenhead (mād'en-hed). The state or condition of a maiden; virginity.

maidism (ma'id-izm). Poisoned by damaged maize.

maim (mām). To mutilate, cripple, render powerless. [Mid.-Eng., *maynke*, *mayn*, Old-Fr., *mayner*, to mutilate, to cripple.]

main (mān). Hand. [Fr.]

mal. See *disease*. **grand m**. See *epilepsia gravior*. **m. de Melada**. Symmetrical keratosis of the extremities, endemic on the island of Melada, off the coast of Dalmatia. See *keratoderma*. **m. de mer**. See *seasickness*. **m. de tête**. See *cephalgia* and *headache*. **petit m**. A mild, or minor attack of

epilepsy. [Fr., from Lat., *malum*, an evil.]

Mal'abar itch. Another name for *tinea imbricata*. **M. ulcers**. Another name for *phagedena tropica*.

malacia (mal-a'se-ah). 1. A softening, especially a morbid softening of tissues. 2. See *pica*. **hallisteric m**. A form of m. in which the calcium salts are absorbed. **vascular m**. A form of m. in which there is an enormous new formation of vessels. [Gr., *malakia*, from *malakos*, soft.]

malacoma (mal-ak-o'mah). See *malacia*. **malacosarcosis** (mal-ak-o-sar-ko'sis). Softness of muscular tissue. [Gr., *malakos*, soft, + *sarx*, flesh.]

malacosis (mal-ak-o'sis). See *malacia*. **malady** (mal'ad-e). See *disease*. [Lat., *malum*, an evil.]

Malaguti's law. The l. that when solutions of two different salts are mixed, "metathesis occurs and four salts result, the proportions of the salts to each other are dependent on the strength or intensity of force with which the respective basic and acid radicles are united."

malakin (mal'ak-in). Salicyl-paraphenetidin, (C₆H₄(OC₂H₅)N.CH.C₆H₄.OH + H₂O). An antipyretic.

malakoplakia vesicae (mal'ak-o-pla'keh-ah ves-i'ke). A funguslike growth of the bladder.

malaria (mal-a're-ah). Malarial fever, known to be due to a blood parasite and not to foul air. [Ital., *mala aria*, bad air.]

malarial (mal-a're-al). Pertaining to, or of the nature of malaria.

malarin (mal'ar-in). Acetophenonephenetidin citrate, (C₆H₅C(CH₃):N.C₆H₄.OCa-H₅); antipyretic and antispasmodic.

malarious (mal-a're-us). 1. See *malarial*. 2. Abounding in malaria.

Malasse'zia. A genus of the order *Hyphomycetes*. **M. furfur**. A species which causes *pityriasis versicolor*. **M. tropica**. A species causing *tinea flava*.

malassimilation (mal-as-sim-il-a'shun). Morbid or defective assimilation.

malate (mal'lät). A salt of malic acid.

malformation (mal-form-a'shun). A structural anomaly or abnormal formation of the fetus, due to defective or misdirected development, as distinguished from graver departures from the normal, known as abnormalities and monstrosities. **congenital m**. A congenital anomaly of a part, fetus, or organ. **parasitic m**. A parasitic anomaly. [Lat., *malus*, evil, + *formatio*, a forming.]

Malgaigne's hook. An apparatus for approximating the fragments in fracture of the patella; consisting of two sliding plates, each terminating in two sharp h's, which pierce to the bone above and below, and are then drawn together by a screw.

malgenic (mal-jen'ik). Disease producing. [Lat., *malum*, disease, + Gr., *gennan*, to engender.]

malign (mal-in'). See *malignant*.

malignancy (mal-ig'nān-se). The state of being malignant. **traumatic m**. The

- development of a malignant neoplasm as the result of traumatism. [Lat., *mal-ignitas*.]
- malignant** (mal-ig'nant). 1. A term applied to that class of tumors which infiltrate tissues, form secondary growths, produce cachexia, and destroy life. The term is often opposed to benign. 2. Of a disease, threatening a fatal issue. [Lat., *malignans*, p. ppl. of *malignare*, to do mischief.]
- malignerer** (mal-in'jer-er). One who feigns sickness, especially with the object of being excused from work. [Fr., *malingre*, sickly.]
- mal'is pedic'uli**. Another name for *pediculosis*.
- mallein** (mal'e-in). A glycerinated bouillon extract of the bacillus of glanders which is used for diagnostic purposes in suspected glanders in horses, an injection producing a rise of temperature in diseased animals. [Lat., *malleus*, farcy.]
- malleinization** (mal-le-in-is-a'shun). Inoculation with mallein.
- malleolus** (mal-le'o-lus). See under *ankle*.
- lateral m.** The prominence formed by the inferior extremity of the fibula.
- medial m.** A thick process on the inferior extremity of the tibia.
- m. radialis**. The styloid process of the radius.
- m. ulnaris**. The styloid process of the ulna. [Lat., dim. of *malleus*, hammer.]
- mal'let fing'er**. See *drop-finger*, under *finger*.
- malleus** (mal'le-us). The first of the chain of small bones in the tympanic cavity. It articulates by its head with the incus, forming the malleo-incudal joint, and its handle is surrounded by the fibers of the membrana tympani. [Lat., *malleus*, a hammer.]
- mallotoxin** (mal-lo-toks'in). A crystalline body, $C_{18}H_{16}O_8$, obtained from kamala (see *Mallotus philippinensis*).
- Mallotus** (mal-lo'tus). A genus of euphorbiaceous trees and shrubs. **M. philippinensis**. A species usually known as *Rottlera tinctoria*. The glands and hairs of the capsules constitute the *kamala* (q. v.) of the U. S. Ph., 1890.
- malnutrition** (mal-nu-trish'un). Defective nutrition.
- malonate** (mal'on-ät). A salt of malonic acid.
- malonyl** (mal'on-il). The bivalent radicle of malonic acid, CO_2CH_2CO . **m. urea**. Syn.: *barbituric acid*.
- Malot's reaction**. A r. for the quantitative determination of phosphoric acid in urine, based on the r. with cochineal and a uranium salt.
- Malouetia** (mal-u-e'te-ah). A genus of apocynaceous trees or shrubs. **M. nitida**. A species said to be one of the sources of curare.
- malpighian** (mal-pig'e-an). Described by or named from *Marcello Malpighi*, an Italian anatomist. **m. corpuscles**. Syn.: *m. capsule*. 1. The globular cecal dilations forming the origin of the urinary tubules. 2. The glomeruli or malpighian tufts of blood vessels contained in a Bow-
- man's capsule. 3. The globular masses of lymphoid tissue developed in the adventitia of the arteries of the spleen.
- malpractice** (mal-prak'tis). 1. Misconduct on the part of a medical attendant in the treatment of a case, whether arising from culpable ignorance or neglect or consisting in acts or practices that are themselves criminal. 2. The criminal induction of abortion; usually called *criminal m.* [Lat., *malpraxis*, from *malus*, evil, + Gr., *praxis*, an action.]
- malt**. Grain, chiefly barley, which has become sweet by the conversion of its starch into sugar as a result of the process of malting or artificial germination. It contains dextrin, maltose and diastase. It is nutritive and digestant, aiding in the digestion of starchy foods, and is used in tuberculosis, cholera, infantum and other wasting diseases. **dry extract of m.** A proprietary preparation consisting of a white powder having the taste of m. sugar. **m. sugar**. See *maltose*. **Merck's dry extract of m.** See under *Merck*. **Trommer's extract of m.** See under *Trommer*. [Lat., *maltum*.]
- Malta fever**. A specific continued endemic f. of the island of Malta, due to the *Micrococcus melitensis*; characterized by profuse perspiration and sudamina, constipation, swelling of the joints, and usually an enlarged spleen.
- maltase** (maw'l'täs). An enzyme which has the property of hydrolyzing maltose to glucose.
- malthusianism** (mal-thu'se-an-izm). The doctrine that at the normal rate of increase the population tends to increase faster than the means of subsistence can; and that, therefore, society should check the growth of population by late marriages and sexual continence. [Rev. T. R. Malthus, English economist, 1766-1834.]
- maltine** (maw'l'tën). A proprietary preparation of malt; a yellow syrup with a sweet, maltlike taste. **m. extractive**. Of Schmidt, a substance obtained by precipitating the aqueous solution of malt by alcohol, evaporating to a firm consistence, and adding 10 per cent. of glycerin.
- maltobiose** (maw'l-to-bi'ös). Of *Scheibler*, maltose.
- maltocarnis** (maw'l-to-kar'nis). An English proprietary food preparation of extract of malt, cocoa, and uncooked beef juice.
- maltodextrin** (maw'l-to-deks'trin). A compound carbohydrate, forming an intermediate product in the conversion of starch into glucose.
- maltose** (maw'l'tös). A compound carbohydrate, $C_{12}H_{22}O_{11} + H_2O$, obtained from starch by the action of dilute acids, diastase, or the animal hydrolytic ferments. By the action of dilute acids and maltase it is hydrolyzed to two molecules of glucose. It is fermentable with baker's yeast and will reduce Fehling's solution. It is one of the hexobioses.
- maltum**. See *malt* [U. S. Ph.].

- maltzyme** (mawlt'zim). A preparation somewhat similar to the extractum malti of the U. S. Ph.
- malum** (mah'lum). See *disease*. **m. coxae senile**. A form of arthritis deformans of the hip in which the symptoms closely resemble those of intracapsular fracture. **m. perforans pedis**. Perforating ulcer of the foot; a severe form of ulceration affecting the sole of the foot. The disease begins with thickening of the epidermis, and perhaps other trophic changes, such as abnormal pigmentation, hypertrichosis, and modifications in the growth of the nails. The ulcer, which at first is always round as if punched out with a perforating instrument, extends both in depth and in area, involving all the tissues, including the joints and the bones. The disease is believed to be of neuropathic origin. [Lat., *malus*, wicked, injurious, hence disease.]
- malum** (ma'lum). The apple; of the ancients, any rounded, fleshy fruit (e. g., the peach, orange, or pomegranate). [Lat., *malum*.]
- Malva** (mal'vah). The mallow. **flores malvae silvestris**. The flowers of *M. silvestris* or of *M. rotundifolia*, or of both. **M. silvestris**. The common mauls. The whole plant, especially the root, abounds in mucilage, and is used in its fresh state as an antiphlogistic cataplasm. The herb (leaves) and flowers are used as emollients and demulcents.
- Mamillaria** (mam-il-la're-ah). The nipple cactus. **M. Lewini**. A species yielding the so-called *mescale buttons*, and containing a poisonous alkaloid, anhaloin. See *Anhalonium*. [Lat., *mamilla*, nipple.]
- mamillary** (mam'il-la-re). 1. Pertaining to the nipple. 2. Nipple-shaped. **m. line**. See under *line*. [Lat., *mamillaris*.]
- mamma** (mam'mah). The mammary gland. **m. aberrans**. That variety of supernumerary mammary gland in which a separate gland lying on or near the pectoralis major muscle has a distinct outlet for its ducts, separate from the true nipple, as in the axilla. **mammæ accessoriae**. Anomalous situated glandular structures secreting milk. **m. erratica**. A true supernumerary mammary gland situated anywhere except in its normal position. **uterine mammæ**. A term sometimes applied to the maternal cotyledons of the placenta, on account of their secreting the so-called uterine milk. [Lat., *mamma*, breast.]
- mam'mal**. Having mammæ; an individual belonging to the *Mammalia*.
- Mammalia** (mam-ma'le-ah). A class of vertebrates (being the highest group of all animals), mostly viviparous, consisting of those that suckle their young. **M. choriata**. Those m. in which there is a direct connection between the mother and the fetus through the medium of the chorionic villi. **M. deciduata**. Those m. in which the fetal and the maternal parts are blended in a placenta of definite formation, and in which a portion of the mucous membrane of the uterus is always cast off at the time of parturition. **M. implantentalia**. See *achoresis*. **M. non-deciduata**. A subdivision of the *M. choriata* in which the villi of the chorion penetrate into recesses in the uterine mucous membrane which do not develop until impregnation takes place, and are wholly extruded from these recesses at the time of parturition. **M. placentalia**. See *M. choriata*. [Lat., *mammalis*, from *mamma*, breast.]
- mammary** (mam'ma-re). Pertaining to the organ or function of lactation, situated in or near the mamma. **m. gland**. See under *gland*. [Lat., *mammarius*.]
- mammotomy** (mam-of'om-e). An incision into the mammary gland. [Lat., *mamma*, the breast, + Gr., *temnein*, to cut.]
- Mandolini's reagent**. A solution of ammonium vanadate in concentrated sulphuric acid.
- mandible** (man'dib-l). In man and other mammals, the inferior maxilla. [Lat., *mandibulum*, jaw, from *mandere*, to chew.]
- Mandiocca** (man-de-ok'kah). 1. The genus *Manihot*. 2. See *tapioca*.
- Mandragora, Mandragoras** (man-drag'-or-ah, man-drag'-or-as). 1. A genus of solanaceous plants. 2. Of the ancients, *M. officinalis*; under this name, however, belladonna, stramonium, and other *Solanaceae* are apparently confounded. **M. autumnalis**. The autumn flowering mandrake, having properties like those of *M. officinalis*, of which it was formerly considered a variety. **M. officinalis, M. officinarum**. European mandrake, the *morion* of the ancients, and the *mandrake* of the Bible. It is not to be confounded with *mandrake root* (*podophyllum*). A European species, the root of which contains mandragorin, and has poisonous, hypnotic, and narcotic properties.
- mandragorin** (man-drag'or-in). A crystalline alkaloid, $C_{17}H_{23}NO_3$, obtained from the roots of *Mandragora autumnalis* and *Mandragora officinalis*, having properties like those of atropin.
- mandrake** (man'drāk). See *Mandragora officinalis*, under *Mandragora*.
- manducation** (man-du-ka'shun). See *mastication*. [Lat., *manducatio*, from *manducare*, to chew.]
- manganate** (man'gan-ät). A salt of manganic acid.
- manganese** (man'gan-ēs). A metallic element. It occurs in nature chiefly in the form of the black oxid. M. resembles cast iron in color, appearance, and physical properties, being very hard and brittle. It is used in the preparation of m. steel. Symbol Mn. Atomic weight 55. Specific gravity 8.0. **black m. oxid**. See *m. dioxide*. **m. and ammonium sulphate**. Ammoniomanganic alum, $Mn_2(SO_4)_3(NH_4)_2SO_4 + 24H_2O$, strongly resembling m. and potassium sulphate. **m. and potassium sulphate**. The common variety of m. alum, $Mn_2(SO_4)_3 \cdot K_2SO_4 + 24H_2O$. **m. biniodid**. See *m.*

iodid. m. dioxid. A heavy black or dark brown powder, MnO_2 . A valuable oxidizing agent; used in amenorrhea, anemia and chlorosis. [*Mangani oridum nigrum*, U. S. Ph.]. **m. hypophosphite.** A pink, crystalline, soluble salt of m. and hypophosphorous acid [*mangani hypophosphis*, U. S. Ph.]. **m. iodid.** $MnI_2 + 4H_2O$; used in anemia and cachexia. **m. monoxid.** Manganous oxid, MnO . **m. oxid.** A compound of m. and oxygen. See *m. monoxid* and *m. dioxid.* **m. peroxid.** See *m. dioxid.* **m. protiodid.** Manganous iodid. **m. protoxid.** See *m. monoxid.* **m. saccharate.** A compound of m. and saccharic acid. **m. salicylate.** The m. salts of salicylic acid, $Mn(C_7H_5O_2)_2 + 2H_2O$. **m. sulphate.** 1. Manganous sulphate [*mangani sulphas*, U. S. Ph.]. $MnSO_4 + 4H_2O$, a crystalline salt, used in rheumatism, gout, and catarrhal jaundice. 2. Manganic sulphate, $Mn_2(SO_4)_3$. **m. tannate.** A substance obtained by mixing 4 parts of m. carbonate, 7 of tannin, and 5 of water, and evaporating to dryness over the water bath. [Lat., *manganum*, *manganesium*, *manganium*.]

manganic (man-gan'ik). Containing manganese as an apparently trivalent radicle.

manganicum (man-gan'ik-um). That form of manganese which exists in manganic compounds.

manganium (man-ga'ne-um). Manganese.

manganization (man-gan-i-za'shun). The adulteration and sophistication of drugs. [Lat., *manganisatio*, from Gr., *magganon*, a philter.]

manganosum (man-gan-o'sum). The variety of manganese which occurs in manganous compounds.

manganous (man'gan-us). Containing manganese as a univalent radicle. **m. salts.** See under *manganese*. [Lat., *manganosus*.]

mange (månj). A skin disease occurring on hairy and woolly animals; caused by an arachnidan parasite. [Old Fr., *manjue*, itch.]

Mangifera (man-gif'er-ah). A genus of anacardieous plants. **M. indica**, **M. montana**. The mango tree. The kernel contains a large proportion of gallic acid. [*Mango* + Lat., *ferre*, to bear.]

Mangini's reagent for alkaloids. A mixture of 3 parts each of hydrochloric acid and potassium iodid and 16 of bismuth iodid.

mangostin (man'gös-tin). A crystalline substance, $C_{20}H_{20}O_5$, forming the bitter principle of the shells of the fruit of *Garcinia mangostana*.

mania (ma'ne-ah). 1. An old term for an acute psychosis with active and violent symptoms, now obsolete as a special type. 2. See *psychosis*. **acute m.** M. of sudden onset, with violent symptoms. **alcoholic m.** Acute delirium due to alcoholic excesses. **dancing m.** Syn.: *leaping ague*. Hysteria. **epileptic m.** Acute excitement occurring in an epileptic, sometimes associated with a decided propensity to the performance of

criminal acts. It may come on either gradually or very suddenly. **hallucinatory m.** M. in which hallucinations are the predominating symptoms. **homicidal m.** M. in which there is an intense propensity to homicide. **m. of character.** Of Pinel, reasoning monomania. **m. persecutoria puerperalis.** M. of persecution occurring in a puerperal woman. **m. potatorum.** See *alcoholic insanity*, under *insanity*. **transitory m.** Acute m. lasting a few hours or a few days. Maudsley considers it a mental epilepsy. **traumatic m.** See *delirium nervosum traumaticum*, under *delirium*, and *traumatic insanity*, under *insanity*. **typhom'.** Acute delirious m. in which the temperature and general condition resemble those of typhoid fever. [Gr., *mania*, from *mainesthai*, to rage.]

maniac (ma'ne-ak). 1. One who is violent in his language or actions from mental disease. 2. One affected with mania (*q. v.*). **periodical m.** One who suffers from recurring attacks of acute excitement—manic-depressive psychosis.

maniacal (ma-ni'ak-al). Pertaining to, affected with, or of the nature of mania or madness.

manic-depressive. A new synthesis in psychiatry by Kraepelin, showing the essential unity of manic and of depressive attacks, formerly considered as mania and as melancholia and as separate diseases.

manicure (man'ik-ür). The care of the hands and nails. [Lat., *manus*, hand, + *cura*, cure.]

Manihot (man'e-hot). 1. A section of the genus *Hibiscus*. 2. A genus of crotoneous plants. 3. Tapioca. **M. utilisissima.** The bitter cassava; a species cultivated in the West Indies, Brazil, and other parts of tropical America. From its roots various food stuffs are prepared. The cassava meal, used for cassava cakes, etc., is obtained by rasping; the contained starch is separated and used as food under the name of Brazilian arrow-root, and, made into pellets by heat, forms commercial tapioca.

manikin (man'ik-in). A model or lay figure of the body or a portion of it; used in anatomical demonstrations and for practice in bandaging, etc. [Mid. Eng., *mannekin*, little man.]

manipulation (man-ip-u-la'shun). A handling; any manual procedure, whether for a diagnostic, experimental, or therapeutic purpose. [Lat., *manipulare*, to handle.]

manna (man'nah). Syn.: *aëromel*. The concrete exudation of *Fraxinus ornus* (and probably other species of *Fraxinus*). It is a mild laxative, and is usually given with other purgatives to conceal the taste of the latter or to add to their cathartic effects [U. S. Ph.]. [Gr., *manna*, morsel.]

mannite (man'nit). Syn.: *mannitol*. (1st def.) 1. A hexahydric alcohol, $CH_2OH-(CHOH)_4-CH_2OH$, derived from manna and from various acids. 2. A sugar used in culture media to differentiate between two types of the dysentery bacilli, since

only the *B. Flexneri* or the American type will acidulate mannite. ([Lat., *mannita, mannitum*.])

mannitol (man'it-ol). See *mannite*.

mannose (man'nōs). A simple carbohydrate (aldohexose), $\text{CH}_2\text{OH}_2(\text{CHOH})_4\text{-CHO}$; in the combined form in some plants. It reduces Fehling's solution and is fermentable with brewer's yeast.

Mann's reagent. A r. made by triturating 1 part of molybdic acid with 2 parts of citric acid, melting the product, dissolving it in water, soaking filter paper in the solution, and drying at 100°C .; used for the detection of water in moist air or in alcohol or ether. The paper is blue when prepared, and becomes white in the presence of water.

manometer (man-om'et-er). 1. An instrument for measuring the density of gases or vapors, more rarely of liquids. 2. An instrument used to determine the force of blood pressure, consisting of a U-shaped tube, partly filled with mercury, on the surface of which, in one limb, is a float carrying an indicator. The other limb is connected with an artery, so that by the force of the blood pressure the mercury is carried upward in the limb bearing the float. **differential m.** Of Bernard, a manometer used in physiology to measure the comparative pressures in the blood vessels. **Hürthle m.** See under *Hürthle*. **maximal m.** A m. tube provided with a valve opening from the heart. Inserted into an artery or a ventricle it measures the maximal pressure during any given period of observation.

mercury m. See *Poiseuille's m.* under *Poiseuille*. **minimal m.** A m. with a valve opening toward the heart. Introduced into an artery or a ventricle, it measures the lowest pressure during any given period of observation. **Poiseuille's m.** See under *Poiseuille*. **spring m.** Of Fick, a hollow spring connected by a tube with an artery. The pressure of the blood tends to straighten the spring, and communicates a movement to a registering lever. [Lat., *manometrum*, from Gr., *manos*, thin, rare, + *metron*, a measure.]

manoscope (man'o-skōp). See *manometer* and *baroscope*. [Gr., *manos*, thin, rare, + *skopein*, to examine.]

manubrium (man-u'bre-um). 1. A handle (as of obstetrical forceps). 2. See *m. sterni*. **m. of the malleus.** The part of the malleus inserted into the membrana tympani. **m. sterni.** The flat triangular bony segment forming the uppermost piece of the sternum; articulating with the clavicles and the first pairs of costal cartilages. [Lat., from *manus*, the hand.]

manustupration (man'u-stu-pra'shun). Masturbation.

Maraglia'no's se'rum. A form of antiphthitic serum. [*D. Maragliano*, Italian physician, contemporary.]

Maranta (mah-ran'tah). 1. A genus of scitamineous herbs. Most of the species contain in their rhizomes an abundance of pure starch. 2. Of the U. S. Ph. of 1870, the fecula obtained from the root

of *M. arundinacea*. See *arrowroot*. **M allouya.** A species indigenous to South America and the West Indies. The root yields part of the arrowroot of commerce. **M. arundinacea.** The arrowroot plant, the *araruta* of Brazil; a species indigenous to tropical America from Mexico to Brazil and to the West Indies. The fecula of the root (the m. of the U. S. Ph. of 1870) constitutes most of the true arrowroot of commerce. **M. starch.** See *arrowroot*. [*Maranta*, a Venetian botanist of the sixteenth century.]

marantic (mar-an'tik). Pertaining to general malnutrition or prostration. **m. thrombus.** A clot forming in the heart during the last hours of life when the heart action is very weak. [Gr., *marainein*, to grow thin.]

maraschino (mar-as-ke'no). A liqueur made from a special kind of cherry called *marasca*, growing wild in northern Italy, especially in Dalmatia.

maras'mic. Pertaining to, attended with, or affected with *marasmus*.

marasmus (mar-as'mus). A kind of atrophy; a wasting of flesh without fever or apparent disease. **general m.** Wasting or decay of the entire body and vital forces, as from long continued pain, loss of sleep, starvation, etc. **infantile m.** M. existing at birth, or supervening from feebleness of constitution or deficiency of milk. **m. senilis.** The atrophy of all the tissues which occurs normally and slowly in old people. **m. syphilitic.** M., an indirect result of syphilis. [Gr., *marasmos*, from *marainein*, to decay.]

marc (mark). 1. The residue left after the expression of oil from olives, castor oil seeds, etc. 2. The residue after the extraction of a powdered vegetable drug, as in the preparation of a tincture.

Mar'ey's tam'bour. An adjustable recording tambour, much used for respiratory movements and volume movements of different kinds. [*Etienne Jules Marey*, Parisian physiologist, 1830-1904.]

margarate (mar'gar-ät). A salt of margaric acid.

margarin (mar'gar-in). A glycerin ester of margaric acid, usually trimargarin, $\text{C}_5\text{H}_5(\text{C}_{17}\text{H}_{35}\text{O}_2)_3$.

Margaro'pus. Syn.: *Boöphilus*. A genus of ticks of the order *Acarina* and the family *Ixodidae*. **M. annulatus.** Syn.: *Boöphilus bovis*. The spreader of *Babesia bigemina*, the cause of Texas cattle fever. **M. decoloratus.** A spreader of *Babesia bigemina*.

marginal (már'jin-al). Pertaining to or situated upon a margin or border. **m. ridges.** In dentistry, the ridges or elevations of enamel on the outer margins of the occlusal surfaces of the bicuspids and molar teeth. [Lat., *marginalis*.]

marginoplasty (mar'jin-o-plas-te). The formation of a margin or border, as the conjunctiva in trichiasis. [Lat., *margo*, a margin, + Gr., *plassein*, to mold.]

mar'go. pl. *marginēs*. A margin or border. [Lat., *margo*, brink, bank, edge.]

Marienbad (mah-re'en-baht). Alkaline-saline-chalybeate-carbonated waters. Used by drinking and bathing in urinary disorders, vesical catarrh, anemia, dyspepsia, cardiac disorders, gall-stones, diseases of women, etc.

marigold (mar'ig-old). See *Calendula*.

Mariotte's law. See *Boyle's law*, under *Boyle*. [Edmé Mariotte, French physicist, 1620-1684.]

marjoram (mar'jor-am). A name applied to *Origanum vulgare*; variously called wild, bitter, or winter marjoram.

mark. A localized peculiarity, presenting a visible difference of color or surface, as a line, spot, cut, bruise, nevus, etc.

birthm. Some peculiar m. or blemish present on the body at birth.

mothers' m. See *nevus vascularis*, under *nevus*. **port wine m**. See *nevus flammens*, under *nevus*. **strawberry m**. *nevus flammens*, especially when it is of small size. [Old Eng., *mearc*, old Sax., *marka*.]

markasol (mar'kas-ol). See *bismuth borophenate*, under *bismuth*.

Marme's reagent. A mixture of 2 parts of cadmium iodid, 4 of potassium iodid, and 12 of water.

marmite (mar'mit). A proprietary preparation probably not differing essentially from an extract of beef.

marmorate (mar'mo-ra-te). A term used in descriptive bacteriology, signifying covered with faint, irregular stripes, or traced with veinlike markings like marble.

marmora'tion. Marbleization.

Mar'morek's serum. A form of anti-streptococcic serum. [Alexander Marmorek, Austrian physician, contemporary.]

mar'row. A soft reddish or yellowish substance filling the medullary cavities and canals of bones. In the medullary cavity of the long bones it is yellow (*yellow m.*), and is composed of fat cells supported by retiform tissue. In the articular ends of the long bones and in the other bones the fat cells are fewer, but numerous rounded nucleated cells are present, and smaller reddish cells like the primitive nucleated corpuscles of the embryo, which have been regarded as transition forms between m. cells and red blood corpuscles (*red m.*). Various preparations of m. have been used in anemia. **beef m**. The m. obtained from the long bones of a cow or ox; used as an article of food and as a remedy for anemia. **fetal m**. The mass, consisting of blood vessels, osteoblasts, and mucoid connective tissue, which fills the primary cavities or medullary spaces of a developing endochondral bone. **gelatinous m**. Semitransparent, soft, gray or red m. sometimes found in healthy persons, but most frequently observed after protracted diseases. **m. cavities**. See *primary areolae*, under *areola*. **red m**. The reddish non-fatty m. contained in the articular ends of the long bones, in the flat and short bones, the vertebrae, sternum, and ribs. **yellow m**. The soft yellow m. filling the shafts of the long

bones. It contains 96 per cent. of fat. [Ang.-Sax., *mearg*, *mearh*.]

marrubin (mar-ru'bin). A bitter principle obtained from *Marrubium vulgare*.

Marrubium (mar-ru'be-um). Syn.: *herba marrubii* (2d def.). 1. A genus of labiate plant. 2. Of the U. S. Ph., the leaves and flowering tops of *M. vulgare*. **M. vulgare**. White horehound. The herb contains a volatile oil, tannin, resin, and a bitter principle marrubin. It is a mild tonic and laxative and a diuretic in large doses.

marsh gas. See *methane*.

marshmallow (marsh'mal-o). See *Althea*.

Marsh's test. A very sensitive test for arsenic or antimony with the aid of the specially constructed Marsh apparatus. The arsenic and antimony compounds are converted into arsin and stibine which are easily detected by certain chemical tests. [James Marsh, English chemist, 1794-1846.]

marsupialization (mar-su'pe-al-iz-a'-shun). The formation of a pouch or a pouchlike cavity. [Lat., *marsupium*, pouch.]

marsupion, **marsupium** (mar-su'pe-on, mar-su'pe-um). A pouch or bag, or a pouchlike structure. **m. cerebelli**. The posterior transverse fissure of the brain. **m. cerebri anterioris**. The anterior transverse fissure of the brain. **m. cerebri posterioris**. The posterior transverse fissure of the brain. [Gr., *marsipion*, from *marsipos*, a bag.]

marsyle (mar'sil). Iron cacodylate.

martial (mar'shal). See *ferruginous*. [Lat., *martialis*, from *mars*, iron.]

mar'tol. A ferruginous preparation prepared from the shell of the cacao bean; it contains theobromin in addition to cacao.

Maruta (mar-u'tah). Mayweed; a genus of composite herbs found in Europe. **M. cotula**, **M. fetida**. The cotula of the U. S. Ph. of 1870; dog's (or wild, or stinking) chamomile (or fennel, or mayweed); an acrid, ill-scented species growing in waste places, by roadsides, etc. The whole plant is active and contains a volatile oil, valerianic and tannic acids, anthemic acid, an acrid fat, and various salts. The leaves and flowers, especially the latter, have been employed, preferably in infusion, as a substitute for chamomile, though, on account of its very disagreeable odor, it is rarely employed except in domestic practice.

maschi. The arrow poison of the natives of British Guiana, prepared from the tubers of *Arum venenatum*.

mask. A covering for the face, with openings to permit of seeing and breathing, used for applying medicaments or for protection of the face in case of injury or disease. **uterine m**. The pigmentation of the face sometimes seen in pregnant women. See *chloasma uterinum*, under *chloasma*. [Fr., *masque*.]

masked (maskt). Of diseases, having their true nature or characters obscured or concealed.

masochism (mas'o-kizm). A condition in

which the sexual libido is fixed upon self punishment, actual or psychical. In the grosser forms gratification comes from actual pain infliction; in the more psychical forms self pity, self condemnation, desire to be mastered, play a servant's part, etc., are the rôles.

mass. Any agglomeration of matter; in pharmacy, a solid or semisolid mixture of a number of ingredients. **blue m.** See *massa hydrargyri*, under *hydrargyrum*. **granular m's, granule m's.** Collections of partly disintegrated blood plates. **intermediate cell m.** The m. of blastema from which the mesonephros is formed; so called from its being situated between the epiblast and the intermesoblastic space. **lateral m's of the atlas.** The solid portions of bone forming the lateral $\frac{2}{5}$ of the atlas and bearing above and below facets for articulation with the occiput and the axis. **lateral m's of the ethmoid.** Two roughly cubic portions of bone dependent laterally from the inferior surface of the horizontal plate of the ethmoid. Each is honeycombed with air sinuses, of which the posterior communicate with the superior nasal meatus, the anterior with the middle nasal meatus. The medial surface of each lateral mass of the ethmoid forms part of the lateral wall of the nasal fossa, and the lateral surface forms part of the medial wall of the orbit. **lateral m's of the sacrum.** The portions of the sacrum external to the posterior sacral foramina. **segment m's.** See *segmentation cells*, under *cell*. **Vallet's m.** See *massa ferri carbonatis*, under *ferrum*. [Gr., *masa*, from *massein*, to knead.]

mass ac'tion, law of. See under *law*.

massage (mas-sazh'). The treatment of a member or the body by stroking, kneading, tapping, or beating, or by the application of active or passive motion, by the hands of another person or by a machine. [Fr., from Gr., *massein*, to knead.]

masseter (mas-se'ter). See *table of muscles*, under *muscle*.

masseur (mahs-ser'). A man trained to practice massage.

masseuse (mahs-uhz'). A female practitioner of massage.

mast cell. A leukocyte containing dark basophilic granules of irregular size.

mastic (mas'tik). A resinous exudation of *Pistacia lentiscus*. It is no longer regarded as having any important therapeutic virtues, though it is a constituent of pills of aloes and mastic. It consists of a volatile oil and two resins, masticic acid and masticin. [*Mastiche*, U. S. Ph.] [Gr., *mastiche*.]

mastication (mas-ti-ka'shun). The act of grinding and insalivating food by chewing. [Lat., *masticare*, to chew.]

masticatory (mas'tik-a-to-re). 1. Pertaining to or subserving mastication. 2. Any substance which is chewed, whether to stimulate the secretion of saliva or to acts as a disinfectant, or for other purposes.

Mastigophora (mas-tig-of'o-rah). A phylum of the *Protozoa* comprising many parasitic species for man, including such species as *Trichomonas*, *Trypanosoma*, and *Plasmodium*. [Gr., *mastix*, whip, + *phorein*, to bear.]

mastitis (mas-ti'tis). Inflammation of the glandular and surrounding cellular tissue of the mamma. **interstitial m.** Inflammation of the glandular substance of the breast. **parenchymatous m.** Inflammation of the glandular substance of the breast. [Gr., *mastos*, the breast, + *itis*, inflammation.]

mastochondroma, mastochondrosis (mas-to-kon-dro'mah, mas-to-kon-dro'sis). A cartilaginous tumor of the breast. [Gr., *mastos*, breast, + *chondroma*.]

mastodynia (mast-o-din'e-ah). Pain in the breast; usually neuralgia of the mammary branches of the intercostal or of the anterior supraclavicular nerves. [Gr., *mastos*, the breast, + *odyne*, pain.]

mastoid (mas'toyd). 1. Resembling a nipple; as a n., the m. process of the temporal bone. 2. Pertaining to the m. process. [Gr., *mastos*, the breast, + *eidos*, resemblance.]

mastoiditis (mas-toyd-i'tis). Inflammation of the mastoid process, usually confined to the periosteum; strictly speaking, inflammation of the air cells and their lining mucous membrane.

mastoi'do-. Prefix signifying of, or pertaining to, the mastoid.

mastology (mas-to'l'o-je). The anatomy, pathology, etc., of the mamma. [Lat., *mastologia*, from Gr., *mastos*, the breast, + *logos*, understanding.]

masturbation (mas-tur-ba'shun). The act or practice of gratifying sexual desire by mechanical stimulation of the genitals. [Lat., *masturbari*, to pollute one's self.]

masturbatory (mas'tur-ba-to-re). Pertaining to masturbation.

maté (mah'ta). Paraguay tea; the leaves of *Ilex paraguayensis*. It contains caffeine.

matein (mah'e-in). The caffeine contained in the leaves of *Ilex paraguayensis*.

ma'ter. 1. A mother. 2. Anything that produces a substance or structure or subserves its growth; a membrane covering the brain or spinal cord. **dura m.** See *dura*. **matres cerebri.** The dura mater and pia mater. **m. dura.** See *dura*. **m. mollis, m. pia.** See *pia*. **m. tenuis, pia m.** See *pia*. [Gr., *meter*, mother.]

materia (mat-e're-ah). See *material m. medica*. 1. Material which has medicinal properties, or which is used in medicine. 2. The science which treats of the substances and agencies used in the practice of medicine. [Lat.]

material (mat-e're-al). The substance or matter of which a thing consists or is made up. **formative m.** See *protoplasm*. [Lat., *materia, materies*.]

materies morbi (mat-e're-ēz mor'bi). An old term. Any substance which when brought into contact with the body produces disease. [Lat., the matter of disease.]

maternal (mat-er'nal). Of, or pertaining to, a mother or mothers.

maternity (mat-er'nit-e). The quality or condition of being a mother. [Fr., *maternité*, from Lat., *maternitas*, motherhood.]

maticin (mat'is-in). A bitter principle extracted from *matico* leaves.

matico (mah-te'ko). The dried leaves of the bitter aromatic flower heads of *M. chamomilla*. They contain a volatile oil and a bitter extractive, and are very similar to common chamomile (flowers of *Anthemis nobilis*) in medicinal properties; used in Europe as an antispasmodic and antelmintic. 3. *Chrysanthemum parthenium*.

M. chamomilla. German chamomile. The flowers are the *m.* (*q. v.*, 2d def.) of the U. S. Ph. [Lat.]

matriculation (mat-rik-u-ia'shun). Enrollment of a student in college. [Lat., *matriculus*, register.]

ma'trix. 1. An old name for the uterus. 2. A tissue or organ containing and determining the form or growth of another structure. 3. Intercellular substance when great in amount as compared with the cellular elements. **m. of a hair**. See *hair follicle*, under *follicle*. **m. of a tooth**. The homogeneous matter in a tooth which is impregnated with lime salts. **m. of bone**. A dense fibrous connective tissue, yielding gelatin when boiled, and, when impregnated with salts, constitutes bone. See *ossein*. **m. of cartilage**. The ground substance of cartilage. **m. of connective tissue**. Its intercellular substance. **m. of hyaline cartilage**. A homogeneous or finely granular substance in which the cells are imbedded. It yields chondrin on being boiled. **m. of the nail**. The corium which underlies the root of the nail. **m. of the vertebrae**. A membranous column of cells formed around the notochord from the inner part of the protovertebral column previous to the cartilaginous differentiation of the permanent vertebrae in the embryo. **m. pill**. See *hair follicle*, under *follicle*. **m. unguis**. See *m. of the nail*. **membranous m. of the vertebrae**. See *m. of the vertebrae*. **neuroglia m.** 1. The ground substance of the neuroglia. 2. The neuroglia. **nuclear m.** See *cytochylema* and *achromatin*. [Lat., *mater*, mother.]

mat'ter. 1. Substance which is cognizable by the senses. 2. Material; that of which anything is composed. 3. See *pus*. **aqueeduct gray m.** The gray substance forming the walls of the sylvian aqueduct. **central gray m. of the spinal cord**. The anterior and posterior gray columns

of the spinal cord taken as a whole. See *anterior gray cornu* and *posterior cornu of the spinal cord*. **cheesy m.** The yellowish m., found especially in the lungs and the lymphatic glands in tuberculosis, as the result of degenerative processes. See *caseation*. **contractile m.** See *protoplasm*. **fecal m.** See *feces*. **formative m.** See *protoplasm*. **germinal m.** See *bioplasm* and *protoplasm*. **germinal m. of a cell**. See *cell protoplasm* and *cell nucleus*, both under *cell*. **gray matter**. See under *gray*. **gray m. of the brain**. The grayish substance found in the cortex and various points in the interior of the brain made up of a connective tissue matrix and nerve cells. **white m.** That portion of the brain and spinal cord composed chiefly of nerve fibers. [Lat., *materia*, *materies*, substance, from *mater*, mother.]

mattoïd (mat'toyd). Of Lombroso, a person of high intellectual cultivation, but a monomaniac. [Lat., *matius*, drunken.]

maturation (mat-u-ra'shun). 1. The process of ripening; of an ovum, the process by which it is rendered capable of fertilization and development, characterized by the extrusion of the polar globules. 2. The completion of the formation of an abscess. [Lat., *maturatio*, from *maturus*, ripe.]

mature (mat-ür'). 1. Ripe; fully developed. 2. Having the process of body and mind fully developed. [Lat., *maturus*.]

maturity (mat-u'ri-te). The state of being mature; fullness or perfection of development or growth. Also puberty. [Fr., *maturité*, from Lat., *maturitas*.]

mat'zol. A proprietary mixture of matzoon and cod-liver oil.

matzoon (mat-zo'on). A variety of fermented milk.

maw. The stomach. **m. worm**. Any worm entering the stomach. See *Ascaris lumbricoïdes* and *Oxyuris vermicularis*. [Ang.-Sax., *maga*, crop.]

maxilla (maks-il'lah). See *jaw*. **inferior m.** The lower jaw or mandible. **superior m.** The upper jaw. It consists of a body and four processes. Within the body of the bone is the maxillary antrum. [Lat., dim. of *mala*, jaw, cheek.]

maxillary (maks'il-la-re). Pertaining to the maxilla. [Lat., *maxillaris*.]

maxilli'tis. Of the veterinarians, inflammation of the maxillary gland.

Mayer's reagent. A solution of 13.546 grams of mercury bichlorid and 49.8 of potassium iodid in water, diluted to 1 liter.

Maynard's adhesive liquid. See *colloidum*.

maza (maz'ah). The placenta.

M. B. Abbreviation of Lat., *Medicinae Baccalaureus*, bachelor of medicine.

McBurney's operation. An o. for the radical cure of hernia, in which the hernial sac is exposed, the anterior wall of the inguinal canal is incised, the sac is ligated and excised at the internal ring,

- and the edges of the skin are inverted and sutured to the ligamentous and tendinous tissue. The wound heals by cicatrization.
- M's point.** A p. about $2\frac{1}{2}$ in. distant from the anterior superior spine of the ilium on a line drawn from that process to the umbilicus; thought by C. McBurney to be usually the p. of greatest tenderness in cases of inflammation due to a lesion of the appendix ceci.
- McCor'mack's osteotomy.** Subcutaneous o., on the outside of the femur, above the condyle, for relief of knock-knee.
- M. D.** Abbreviation of Lat., *Medicinae Doctor*, doctor of medicine.
- mead** (mēd). A liquor made from honey and water fermented and variously flavored. [Ang.-Sax., *meado*.]
- measle** (me'sl). See *cysticercus* and *measles* (2d def.). **beef m.** See *Cysticercus saginata*. **m. worm.** See *cysticercus*. **pork m. worm.** See *Cysticercus cellulosae*.
- measles** (me'zls). 1. An acute contagious eruptive disease characterized by an incubation period of 10 to 14 days and a course of 9 to 12 days, by fever, by catarrh of the conjunctiva and air passages, and by an eruption of slightly elevated dots of about the size of millet seeds, nearly impalpable, without hardness, and either isolated or forming crescentic patches. 2. A vesiculopustular parasitic disease of swine, due to the invasion of *Cysticercus cellulosae*, with the formation of tumors in the subcutaneous tissue and muscles of the trunk and limbs. It may also occur in man. [Dut., *maselen*.]
- measly** (me'zle). 1. Covered with an eruption like that of measles. 2. Feeling like a person suffering with measles. 3. Of pork, affected with measles (2d def.).
- meatorrhaphy** (me-at-or'raf-e). Suture of the cut end of the urethra to the adjacent tissue of the glans penis after enlargement of the meatus by incision. [Lat., *meatus*, + Gr., *raphē*, suture.]
- meatoscope** (me-at'o-skōp). A small tubular speculum for examining that portion of the male urethra that immediately adjoins the external urinary meatus. [Lat., *meatus*, meatus, + Gr., *skopein*, to examine.]
- meatome** (me-at'ot-ōm). An instrument with a concealed blade for incising the meatus urethrae.
- meotomy** (me-at'ot'o-me). Incision of the meatus urethrae.
- meat poisoning.** Syn.: *kreotoxismus*. Poisoning or infection from meat containing *Bacillus botulinus*, *Bacillus enteritidis*, *Bacillus paratyphosus*, or *Bacillus coli*, their products, or those of non-specific toxicogenic bacteria.
- meatus** (me-a'tus). A canal or passage. **auditory m.** The external or internal auditory canal. **cartilaginous m.** A tubular continuation of the auricle, directed inward, and forming the outer part of the external auditory canal. It is partly cartilaginous. **external auditory m.** See *external auditory canal*, under *canal*. **inferior m. of the nose.** The lowermost of the three divisions of the nasal cavity. **internal auditory m.** See *internal auditory canal*, under *canal*. **m. ad cellulas mastoidea.** See *mastoid aperture*, under *aperture*. **m. auditorius externus.** Syn.: *foramen acusticum*. See *external auditory m.* **m. narium.** The superior, middle, and inferior m. of the nose. **m. urethrae, m. urinarius.** The external opening of the urethra. **m. venosus.** The common vitelline vein. **middle m. of the nose.** The middle of the m's into which the cavity of the nose is divided. **superior m. of the nose.** A small passage at the upper and back part of each nasal fossa, between the superior and middle turbinated bones. [Lat., *meatus*, passage, from *meare*, to go.]
- mechanical** (mek-an'ik-al). 1. Pertaining to mechanics. 2. Caused or produced by machinelike forces or agencies. 3. Acting by virtue of physical as opposed to vital or chemical properties.
- mechanics** (mek-an'iks). The science which treats of the behavior of bodies acted on by external forces. [Lat., *mechanica*.]
- mechanism** (mek'an-ism). 1. The structure or arrangement of a machine. 2. The manner in which mechanical acts are performed, or the apparatus acting in such performance. **m. of accommodation.** See under *accommodation*. [Lat., *mechanismus*.]
- mechanochemical** (mek'an-o-kem'ik-al). Pertaining or related to mechanics and chemistry jointly.
- mechanology** (mek-an-ol'o-je). The science of mechanics. [Gr., *mechane*, a machine, + *logos*, understanding.]
- mechanotherapy** (mek'an-o-ther'ap-e). The treatment of disease by mechanical agencies. [Gr., *mechane*, a machine, + *therapeia*, medical treatment.]
- Meck'el's diverticulum.** Syn.: *diverticulum ceci*. A d. of the small intestine about a meter above the cecum, which is the remains of the omphalomesenteric duct. **M's ganglion.** Syn.: *sphenoidal ganglion*. A g. situated in the sphenomaxillary fossa near the sphenopalatine foramen. **M's lesser ganglion.** See *submaxillary ganglion*, under *ganglion*. [Johannes Friedrich Meckel, German anatomist, 1718-1774.]
- mecon** (mek'on). 1. The poppy. 2. Opium. [Gr., *mekon*.]
- meconic** (mek-on'ik). 1. Derived from or containing opium. 2. Pertaining to or containing meconium. **m. acid.** See under *acid*. [Gr., *mekon*, the poppy.]
- meconidin** (mek-on'id-in). An alkaloid, $C_{21}H_{23}NO_4$, found in small quantities in opium.
- meconin** (mek'on-in). An active principle, $C_{10}H_{10}O_4$, found in opium, and resulting from the decomposition of narcotin.
- meconious** (me-ko'ne-us). Having the properties of meconium.
- meconium** (me-ko'ne-um). 1. The material contained in the intestinal canal of

- the fetus at term; a mixture of intestinal mucus, bile, epithelial cells, etc. 2. *Opium*. **m. thebaicum**. *Opium*. [Gr., *mekonion*, from *mekon*, the poppy.]
- meconoid** (mek'ō-noyd). Pertaining to, or resembling meconium.
- me'di-**. Prefix, taken from the Lat., *medius*, middle, denoting median or pertaining to the middle.
- media** (me'de-ah). 1. The middle coat; said especially of the middle coat of an artery. 2. Pl. of medium. [Lat., fem. of *medius*, middle.]
- median** (me'de-an). Situated or directed toward the middle, especially toward the median plane. **m. line**. See under *line*. [Lat., *medius*, middle.]
- mediastinitis** (me'de-as-tin-i'tis). Inflammation of the mediastinum (i. e., of the mediastinal pleura).
- mediastinum** (me'de-ah-sti'nūm). Of the ancients, any structure serving as a partition, especially those portions of the pleurae that form the lateral boundaries of the m. of modern anatomists (more properly the *cavum mediastini*), which is the interpleural space, or median space of the thorax, between the two pleurae, containing all the thoracic viscera except the lungs. **anterior m.** That portion of the inferior m. which lies in front of the pericardium. **inferior m.**, **lower m.** That portion of the m. (1st def.) which is situated below the lower margin of the fourth thoracic vertebra; divided into the anterior, middle, and posterior mediastina. **m. dorsale**. See *posterior m.* **m. pectorale**. The interspace in the chest between the two pleural sacs. **m. posticum**. See *posterior m.* **m. testis**. See *corpus Highmori*, under *corpus*. **middle m.** That portion of the inferior m. which is situated between the anterior and posterior mediastina, and contains the heart, the ascending aorta, the superior vena cava, the bifurcation of the trachea, the pulmonary vessels, and the phrenic nerves. **posterior m.** That portion of the inferior m. which is situated behind the pericardium and the roots of the lungs. **superior m.**, **upper m.** That portion of the m. which is situated above the level of the lower margin of the fourth thoracic vertebra. [Lat., *mediastinum*, from *medius*, middle.]
- mediate** (me'de-āt). Acting through or affected by an interposed medium or agency; not immediate. [Lat., *mediare*, to halve.]
- medicable** (med'ik-a-bl). Curable, especially by medical treatment.
- medical** (med'ik-al). Pertaining to medicine.
- medical licensure**, etc., see in *appendix*, page 935.
- medicament** (med-ik-ah-ent). Any substance used as a remedy or palliative in disease. [Lat., *medicari*, to heal.]
- medicamentum** (med-ik-ah-men'tum). See *medicament*. **m. arcanum**. A secret or proprietary remedy.
- medicated** (med'ik-a-ted). Impregnated with some medicinal substance.
- medication** (med-ik-a'shun). 1. The act of medicating or impregnating with medicine. 2. Medical treatment. **substitutive m.** The substitution of a local inflammation, produced by some therapeutic agent, for the primary inflammation of a disease (e. g., the use of nitrate of silver in dysentery or cystitis, etc.). [Lat., *medicatio*.]
- medicinal** (med-is'in-al). Pertaining to, or having the properties of, a medicine.
- medicine** (med'is-in). The science and art of preserving the health of the animal organism, of assisting it to recovery when injured or diseased, of promoting the comfort and prolonging the life of the sick and injured; in a restricted sense, the same science and art exclusive of surgery. 2. Any substance used as a remedy or palliative in disease. **clinical m.** The observation and treatment of disease at the bedside. **eclectic m.** M. as practiced by an eclectic (*q. v.*). **experimental m.** The observation of the pathological changes in experimentally induced diseases and of the physiological action of drugs in experiments made on animals. **forensic m.** See *medical jurisprudence*, under *jurisprudence*. **legal m.** See *medical jurisprudence*, under *jurisprudence*. **patent m.** A m. for which a patent has been obtained. The term is very commonly misapplied to *proprietary m's*, the composition of which is secret, or for which a name has been copyrighted. The composition of a patent m. must be stated before a patent is issued and after the expiration of the patent, it may be made by anyone. **preventive m.** The direction of medical science to the tasks of preventing disease. **proprietary m.** A m. in which proprietary interests are maintained either by patent, or, more commonly, by secrecy of composition, or by copyrighting the name or package. The privileges conferred by copyright are perpetual. [Lat., *medicina*.]
- medicochirurgical** (med'ik-o-ki-rur'jik-al). Pertaining jointly to medicine and surgery.
- medicolegal** (med'ik-o-le'gal). Pertaining to medical jurisprudence.
- medicus** (med'ik-us). Medical; as a physician or surgeon.
- mediglycin** (med-ig-li'sin). A liquid glycerin soap, used as a vehicle for creolin, ichthyol, etc.
- medinal** (med'in-al). See *sodium diethylbarbiturate*, under *sodium*.
- Medi'na worm**. See *Filaria medinensis*.
- medio-**. Combining form of Lat., *medius*, middle; used to signify of, or concerning the middle.
- med''locar'pal**. Pertaining to the articulation between the two rows of the carpal bones.
- me'dium** pl. *media*. 1. The agency through the intervention of which an effect is produced. 2. The material by which an object is surrounded, in which it is imbedded. 3. A substance used for the cultivation and differentiation of bacteria. Also called a *culture m.* There

- are many special media, named and described in the textbooks on bacteriology.
- clearing m.** A m. for clearing or rendering transparent histological specimens. [Lat., *medius*, middle.]
- medulla** (med-ul'lah). 1. See *marrow*. 2. The pith of a plant. **aëriferous m.** The central or medullary portion of a hair, containing air within or between the cells. See *air lacunule*, under *lacunule*. **central m.** The m. proper or pith. **cortical m.** Cortical parenchyma. **external m.** See *cortical m.* **fetal m.** See *fetal marrow*. **m. bovina**, **m. bovina**, **m. bovis**. See *beef marrow*, under *marrow*. **m. ciliaris**. See *corpus dentatum*. **m. oblongata**. That portion of the encephalon which rests in the basilar groove, being limited above by the lower borders of the pons and continuous at the lower edge of the foramen magnum with the spinal cord. It is covered in posteriorly by the cerebellar hemispheres. As originally used, the term included also the pons Varolii and crura cerebri. **m. of a hair**. The hair pith. **m. of a nerve fiber**. The white substance of Schwann. **m. of bone**, **m. ossium**. See *marrow*. **m. spinæ**, **m. spinalis**, **m. vertebralis**. See *spinal cord*, under *cord*. [Lat.]
- medulladen** (med-ul-a'den). A certain proprietary extract of bone marrow.
- medullary** (med-ul-a-re). Of, or pertaining to the medulla. **m. sarcoma**. See under *sarcoma*. **m. spaces**. See *primary areolæ*, under *areola*.
- medullic** (med-ul'lik). Contained in, or derived from the medulla.
- medulline** (med-ul'lin). A sterilized glycerin extract of the spinal cord of the ox.
- medullization** (med-ul-iz-a'shun). The softening of bony tissue. [Lat., *medulla*, marrow.]
- medullo-arthritis** (med-ul'lo-ar-thri'tis). An inflammation of the pink marrow in the cancellated ends of the long bones that proceeds to disintegration of the structures of the articulation. [Lat., *medulla*, marrow, + *arthritis*.]
- mega-, meg-**. Combining form of Gr., *megas*, great; used as a prefix in compound words to signify large.
- megacoccus** (meg-ah-kok'us). The largest form of coccus, distinguished from micrococcus. [Gr., *megas*, large, + *kokkos*, a berry.]
- mega-erg** (meg'ah-erg). An electrical unit equal to a million ergs. [Gr., *megas*, large, + *erg*.]
- megafarad** (meg-af-ar'ad). An electrical unit equal to a million farads. [Gr., *megas*, large, + *farad*.]
- megalanthropogenesis** (meg'al-an-thro-po-jen'es-is). The production of men of large stature or of genius (a name given by Robert to his scheme for securing this by suitable intermarriage). [Gr., *megas*, large, + *anthropos*, a man, + *genesis*, origin.]
- megalectrometer** (meg'al-ek-trom'et-er). Of Dulc, an electrometer by which electricity of great intensity can be measured. [Gr., *megas*, large, + *elektron*, amber, + *metron*, a measure.]
- megalo-**. Combining form of Gr., *megas*, great; used as a prefix to signify large, great.
- megaloblast** (meg'al-o-blast). See *gigantoblast*. [Gr., *megas*, large, + *blastos*, sprout.]
- megaloccephaly** (meg'al-o-sef'al-e). Having an abnormally large head. [Gr., *megas*, large, + *kephale*, the head.]
- megalocytes** (meg'al-o-sits). Red blood corpuscles decidedly larger than the average (in human blood ranging from 8.5 to 15 μ in diameter). [Gr., *megas*, large, + *kytos*, cell.]
- megalodactylous** (meg-al-o-dak'til-us). Having abnormally large fingers or toes. [Gr., *megas*, large, + *daktylos*, a digit.]
- megalodont**. Macrodon.
- megaloglossia** (meg'al-o-glos'se-ah). A pathological condition the most prominent feature of which is a congenital enlargement and prolapse of the tongue. [Gr., *megas*, large, + *glossa*, the tongue.]
- megalokaryocyte** (meg'al-o-kar'e-o-sit). Name given (Howell) to the giant cells of the marrow, on account of the large, lobulated nucleus, to distinguish them from the multinucleated giant cells (osteoclasts). In the embryo they are found in the liver, spleen and other blood-forming organs. They are supposed to give origin to the blood plates (Wright). [Gr., *megas*, large, + *karyon*, nucleus, + *kytos*, cell.]
- megalomania** (meg'al-o-ma'ne-ah). See *delirium grandiosum*, under *delirium*. [Gr., *megas*, large, + *mania*, mania.]
- megalopthalmus** (meg-al-of-thal'mus). A congenital deformity in which the eye is excessively large and protuberant; usually the result of an intra-uterine iritis or iridochoroiditis. [Gr., *megas*, large, + *ophthalmos*, the eye.]
- megalopodia** (meg-al-o-po'de-ah). The condition in which there are abnormally large feet. [Gr., *megas*, large, + *pous*, foot.]
- megalopsia** (meg-al-op'se-ah). An affection of the eye in which objects appear unnaturally large. [Gr., *megas*, large, + *opsis*, vision.]
- Megastoma** (meg-as'to-mah). See *Cercomonas*.
- megavolt** (meg'ah-volt). An electrical unit equal to a million volts. [Gr., *megas*, large, + *volt*.]
- megohm** (meg'om). An electrical unit equal to a million ohms. [Gr., *megas*, large, + *ohm*.]
- me'grim**. See *migraine* and *headache*.
- Me'hu's test**. A test by which the presence of albumin in urine is shown by the precipitate formed when the urine has been treated with nitric acid or sodium sulphate, and a mixture of 1 part each of carbolic acid and acetic acid and 2 parts of alcohol has been added.
- meibomian** (mi-bo'me-an). Investigated by or named for *H. Meibom*, **m. glands**. See under *gland*. [*H. Meibom*, Ger. anatomist, 1638-1700.]

meiocardia (mi-o-kar'de-ah). See *miocardia*.

Meissner's corpuscles. See *tactile corpuscles*, under *corpuscle*. **M's ganglia**. The ganglia of M's plexus. **M's plexus**. A p. of non-medullated nerve fibers, with ganglia at the nodal or crossing points, situated in the submucosa of the intestine.

mel. Syn.: *honey*. A saccharine secretion deposited by the common bee [U. S. Ph.]. **m. boracis**. Borax honey; it consists of clarified honey, borax, and glycerin [Br. Ph.]. **m. depuratum**. Syn.: *mellitum simplex*. Honey purified by heating and clarifying with paper pulp [U. S. Ph.], charcoal, Irish moss, white of egg, etc. [U. S. Ph., Br. Ph.]. [Lat.]

Melaleuca (mel-al-u'kah). The Australian tea tree. **M. cajuputi**, **M. cajeputi**, **M. cajuputi**. The small cajuput tree; a variety of *M. leucadendron*, indigenous to the Moluccas and furnishing cajuput oil. **M. leucadendron**, **M. leucadendrum**. The cajuput tree; long recognized as the source of the official oil of cajuput; now considered by some authors as distinct from *M. cajuputi*. [Gr., *melas*, black, + *leukos*, white; so called from the contrast between the trunk and the branches.]

melancholia (mel-an-ko'le-ah). 1. A state of mental disorder formerly used to indicate great mental depression. 2. See *melancholy*. **active m.**, **acute m.** M. in which the subject, instead of remaining passive, goes about restlessly, under the influence of delusions, hallucinations, or anxious feelings. **alcoholic m.** M. as it occurs among inebriates. It is of brief duration and favorable prognosis. **homicidal m.** M. with homicidal impulses. **m. of puberty**. M. occurring at puberty; the chief delusion is that of personal unattractiveness. **puerperal m.** M. appearing after and apparently dependent on childbirth. **sexual m.** M. associated with ideas of impotence, venereal infection, or ungratified sexual desire. **suicidal m.** M. (most frequently periodical m.) in which the predominating impulse is to commit suicide. [Gr., *melas*, black, + *chole*, bile.]

melancholic (mel-an-ko'lik). Pertaining to or affected with melancholy.

melancholy (mel'an-ko-le). A gloomy state of mind; mental depression that is of some continuance or is habitual.

melanedema (mel-an-e-de'mah). See *anthracosis*. [Gr., *melas*, black, + *edema*.]

melanemia (mel-an-e'me-ah). A condition in which the blood contains granules or masses of black pigment, melanin. [Gr., *melas*, black, + *aima*, blood.]

melanencephaloma (mel'an-en-sef-al-o'mah). A melanotic or black excrescence of the brain. [Gr., *melas*, black, + *egkephalos*, the brain, + *oma*, tumor.]

melanic (mel-an'ik). 1. Of a dark color. 2. Pertaining to melanosis.

melaniferous (mel-an-if'er-us). Containing melanin or other black pigment. [*Melanin*, + Lat., *ferre*, to bear.]

melanin (mel'an-in). The brown, amor-

phous pigments present normally in the skin (especially of brunettes and of negroes) in the hair, the retina, and the urine, and occurring pathologically in the blood. [Gr., *melas*, black.]

melanism (mel'an-ism). A condition characterized by a dark or black color of the skin. [Gr., *melas*, black.]

melanistic (mel-an-is'tik). Characterized by the presence of melanin.

melano-. Combining form of Gr., *melas*, black; used as a prefix to signify of or concerning blackness.

melanocarcinoid (mel'an-o-kan'kroyd). A melanotic epithelioma. [Gr., *melas*, black, + *canceroid*.]

melanocarcinoma (mel'an-o-kar-sin-o'mah). Carcinoma in which there is a deposit of melanin. [Gr., *melas*, black, + *carcinoma*.]

melanocyte (mel'an-o-sit). A cell containing black pigment. [Gr., *melas*, black, + *kytos*, cell.]

melanoid (mel'an-oid). Pertaining to, or of the nature of melanosis. [Gr., *melas*, black, + *eidos*, resemblance.]

melanoma (mel-an-o'mah). 1. Any black mass. 2. A melanotic tumor of alveolar or non-alveolar arrangement, developing from the pigmented areas of the skin, pigmented nevi or moles, or from the choroid. [Gr., *melas*, black, + *oma*, tumor.]

melanopathy (mel-an-op'ath-e). Any disease in which there is an excess of dark pigment. [Gr., *melas*, black, + *pathos*, disease.]

melanosarcoma (mel'an-o-sar-ko'mah). Melanotic sarcoma. [Gr., *melas*, black, + *sarcoma*.]

melanoscirrhus (mel'an-o-skir'us). A pigmented scirrhus. [Gr., *melas*, black, + *scirrhus*.]

melanosis (mel-an-o'sis). Abnormal dark pigment deposits in the skin. **m. lenticularis progressiva**. Another name for *xeroderma pigmentosum*. [Gr., *melas*, black.]

melanotic (mel-an-ot'ik). 1. Pertaining to or of the nature of melanosis. 2. Containing a deposit of melanin.

melanthin (mel-an'thin). An irritant glucosid, obtained from the seeds of *Nigella sativa*. It forms a froth in aqueous solution like saponin.

melanuria (mel-an-u're-ah). A disorder chiefly characterized by the excretion of an excess of pigmentary matter in the urine. [Gr., *melas*, black, + *ouron*, urine.]

melanurin (mel-an-u'rin). A black substance sometimes found in urine.

melasma. A form of pigmentation of the skin attended with a very dark or blackish discoloration; usually an acquired disease. [Gr., *melasma*, from *melas*, black.]

melena (mel-e'nah). 1. A condition in which blood (rendered black by the action of the alimentary juices) is present in the feces. 2. Black vomit. [Gr., *melaina*, fem. of the adjective, *melas*, black.]

melanemesis (mel-e-nem'es-is). Black

vomit. [Gr., *melas*, black, + *emesis*, vomiting.]

meliolotol (mel-il'ō-to-l). An oily liquid, $C_6H_8O_2$, obtained from *Melilotus officinalis*.

meliolotus (mel-il-o'tus). 1. The herb of *M. officinalis*. 2. *Trigonella corniculata*. 3. Melilot, sweet clover; a genus of leguminous annual or biennial herbs. **M. officinalis**. The common (or yellow) melilot, a species widely cultivated throughout Europe and western Asia for forage. The flowering tops have been used in various diseases. **M. vulgaris**. White (-flowered) melilot; a species sometimes gathered instead of *M. officinalis*. [Gr., *meli*, honey, + *lotos*, lotus.]

Melissa (mel-is'sah). 1. A genus of labiate plants. 2. The leaves and tops of *M. officinalis*. **aqua melissae**. A preparation made by distilling the leaves or flowering tops of *M.* (or both) with water. **M. occidentalis**, **M. officinalis**. Balm. It was probably the Gr., *melisso-phylon* of Dioscorides. The leaves and tops, the m. of the U. S. Ph., 1890, are used as a diaphoretic. [Gr., *meli*, honey.]

mellit (me-li'tis). Inflammation of the cheek. [Gr., *melon*, cheek, + *itis*, inflammation.]

mellituria (mel-it-u're-ah). See *diabetes mellitus*, under *diabetes*. [Lat., *mel*, honey, + Gr., *ouron*, urine.]

mellitiate (mel'li-tāt). A salt of mellitic acid.

mellit (mel-i'tus). Pertaining to or containing honey or glucose. [Lat., *mel*, honey.]

Melophagus (mel-of'ag-us). A genus of dipterous insects. **M. ovinus**, **M. ovis**. A wingless species, found buried in the wool of sheep, whose blood it sucks. [Gr., *melon*, a sheep, + *phagein*, to eat.]

melioplasty (mel'ō-plas-te). The plastic surgery of the cheek. [Gr., *melon*, the cheek, + *plassein*, to form.]

meloschisis (me-los'ke-sis). A congenital buccal cleft. [Gr., *melon*, the cheek, + *schisis*, a cleaving.]

mem'ber. A part of an animal body capable of performing a distinct office; especially a limb, as distinguished from the trunk of the body. **abdominal m's.** The lower limbs in man; the hind limbs in quadrupeds. **inferior m's.** The lower limbs. **posterior m's.** The hind limbs. **superior m's.** The upper limbs. **thoracic m's.** The upper limbs in man; the fore limbs in quadrupeds. **virile m.** See *penis*. [Lat., *membrum*, limb.]

membrana (mem-bra'nah). See *membrane*. **m. adventitia**. See *adventitia*. **m. basilaris of the cochlea**. That portion of the lamina spiralis membranacea of the cochlea into which the bases of Corti's and Deiter's cells are inserted. It forms one wall of the cochlear canal. **m. caduca reflexa**. See *decidua reflexa*. **m. caduca vera**. See *decidua vera*. **m. capsularis genu**. The capsular ligament of the knee. **m. cellulosa**. The decidua. **m. chalzifera**.

The chalziferous membrane; a sort of membrane formed by the white of an egg around the yolk, and extending toward both poles of the egg in the form of a spiral cord (see *chalaza* [2nd def.]). **m. chorii**. The chorion. **m. choriocapillaris**. See *m. ruyschiana*. **m. communis**. A membrane common to two structures. **m. decidua**. See *decidua*. **m. eboris**. The layer of odontoblasts situated between the tooth pulp and the wall of the pulp cavity. **m. elastica laryngis**. A layer of yellow elastic tissue subjacent to the mucous membrane of the larynx, which takes part in the formation of the true vocal cords. **m. flaccida**. See *Shrapnell's membrane*. **m. germinativa**. The blastoderm. **m. granulosa**. Syn.: *formatio granulosa*. The layer of granular cells that forms the lining of the maturing graafian vesicle. See also *follicular epithelium*, under *epithelium*. **m. humeris aequi**. The membrane of Descemet with the corneal endothelium. **membranae interceptantes**. Membranes that separate one space from another, such as the diaphragm. **m. limitans externa retinae**. A very delicate membrane in the retina, formed by the terminal extremities of the fibers of Müller, situated between the outer granular layer and the layer of rods and cones. **m. limitans interna retinae**. The hyaloid capsule; an extremely thin and delicate structureless membrane lining the inner surface of the retina, and more or less intimately connected with the hyaloid membrane. **m. nictans**, **m. nictitans**. See *nictitating membrane*, under *membrane*. **m. prolifera**. The blastoderm. **m. prolifera**. See *discus proligerus*. **m. propria**. Syn.: *basement m.*, *hyaline m.*, *structureless m.* A thin, apparently homogeneous layer of connective tissue at the surface of many membranes. Upon the m. propria rests the epithelium. **m. pupillaris**. The delicate, transparent, vascular membrane which closes the pupil in the fetus during the process of development of the eye. **m. putaminis**. The membranous and reticular but cuticular covering of a bird's egg, situated between the shell and the albumen. **m. ruyschiana**. The middle layer of the choroid, between the vitreous lamina and the layer of larger blood vessels. **m. serotina**. See *decidua serotina*. **m. succingens**. The visceral layer of the pleura. **m. trachealis**, **m. transversa**. The posterior portion of the trachea where the cartilages are wanting. **m. tympani**. The drum membrane, or tympanic membrane, an irregularly rounded, concave membrane stretched out at the inner extremity of the osseous auditory meatus, and placed obliquely to its longitudinal axis, so that the plane of the membrane forms an obtuse angle with the superior wall of the meatus and an acute angle with the inferior. It is attached periplurally to the tympanic ring. **m. tympani secundaria** (Scarpa). A m. which closes the fenestra ovalis. **m. vo-**

callis. The part of the laryngeal mucous membrane that covers the vocal bands.

membrane (mem'brān). A thin expansion of tissue; a sheetlike organized structure.

amphiblestroid m. The retina.

anhistous m. See *decidua*.

animal m's. The fetal envelopes.

arachnoid m. A delicate membrane interposed between the pia mater and the dura mater of the brain and spinal cord, being separated from the dura mater by the subarachnoid space.

articular synovial m. A synovial m. lubricating a diarthrodial articulation. These m's cover the inside of the capsule of the joint and any contained ligaments.

basal m., basement m. See *membrana propria*.

Bowman's m. See *Bowman's layer*, under *Bowman*.

Bruch's m. See under *Bruch*.

Cargile m. See under *Cargile*.

cricothyroid m. The ligamentous membrane which connects the thyroid and cricoid cartilages.

croupous m. A m. resulting from fibrinous exudation upon a serous or mucous surface.

diphtheritic m. A fibrinous m. produced by the diphtheria bacillus.

drum m. See *membrana tympani*.

dysmenorrhœal m. The m. detached in membranous dysmenorrhœa.

elastic m. A m. composed largely of elastic tissue; it is often fenestrated.

enamel m. See *cuticula dentis*.

endo-cardial m. The serosa lining the cavities of the heart, and the spongy heart of reptiles continued over the surface of the muscular trabeculae.

external limiting m. A delicate m. between the stratum of rods and cones and the outer nuclear stratum of the retina, formed of the fibers of the matrix of the latter stratum and lateral branches of the fibers of Müller containing nuclei.

false m. See *croupous m.* and *fibrinopurulent m.*

fenestrated m. Any m. containing minute holes.

fibrinopurulent m. A membranous exudation occurring on mucous and serous surfaces and consisting of a meshwork of fibrin enclosing numerous pus cells.

fibroserous m. A fibrous m. lined with a serous m.

fetal m's. See *fetal envelopes* under *envelope*.

germinal m. See *blastoderm*.

hyaline m. See *membrana propria*.

hyaloid m. Syn.: *m. of the vitreous humor*. The envelope or limiting m. which invests the vitreous humor. It is a structureless m., which anteriorly lies in folds and here shows under the microscope a fine striation. Beneath it may be seen a more or less continuous layer of flattened epithelial cells.

thyrohyoid m. See *thyrohyoid m.*

inner cell m. A membrane-like condensation of the protoplasm of the cell body around the nucleus.

interosseous m. A m. connecting two or more adjacent bones; especially one designed for broadening the surface for muscular attachment.

Krause's m. See *intermediate disk*, under *disk*.

limiting m. See *membrana limitans externa retinae* and *membrana limitans interna retinae*.

m. of Descemet. A thin, crystal-clear, homogeneous and elastic m., forming the

posterior layer of the cornea. It is strongly refractive. On its posterior surface there is a single layer of flat cells, the endothelial cells of the anterior chamber.

m's of the spinal cord. The arachnoid, dura, and the pia of the spinal cord.

m. of the tympanum. See *membrana tympani*.

m. of the vitreous humor. See *hyaloid m.*

mucous m. A m. secreting mucus, which lines all the cavities of the body that communicate with its external surface.

Nasmyth's m. See *cuticula dentis*.

nictating m., nictitating m. The nictating membrane, third eyelid, or haw; a structure highly developed in some of the lower animals, consisting of a fold or reduplication of the conjunctiva, covering a sheet or lamina of fibrocartilage which can be made to advance from the inner and lower side of the lower lid and more or less completely cover the eyeball.

nuclear m. Syn.: *nuclear envelope*. The wall or envelope surrounding the cell nucleus, and separating it from the cell body.

obturator m. The strong fibrous m. which closes in the obturator foramen, except near its upper and outer edge.

periodental m., periodontal m., periodontoid m. A dense fibrous tissue covering the cement of a tooth.

pharyngeal m. The m. formed by layers of the epiblast and the hypoblast which separates the buccal cavity from the pharynx in early embryonic life.

protecting m., protective m. A layer of compactly arranged cells forming a protecting sheath around single fibrovascular bundles, or sometimes groups of them.

pseudom. See *croupous m.* and *fibrinopurulent m.*

pupillary m. See *membrana pupillaris*.

pyogenic m. A highly vascular layer of granulation tissue lining the wall of an abscess.

Reichert's m. See *Bowman's layer*, under *Bowman*.

Reissner's m. See under *Reissner*.

respiratory m. An animal m. through which, mainly by diffusion, the gas interchange of respiration takes place.

schneiderian m., Schneider's m. See under *Schneider*.

semipermeable m. A membrane which allows the molecules of the solvent (water) to pass through it but is impermeable to the molecules of the substance in solution.

serous m. A smooth, glistening, and transparent m., secreting a serous fluid and lining any of the closed cavities of the body.

Shrapnell's m. See under *Shrapnell*.

structureless m. See *membrana propria*.

synovial m. Syn.: *synovial capsule*. A connective tissue m. lining a closed cavity in connection with movable structures. It resembles a serous m., but secretes a glairy and viscid albuminous fluid.

See *synovia*.

tectorial m. 1. Of Waldeyer, a membrane which begins immediately at the point of attachment of Reissner's membrane on the crista spiralis, and terminates in a free and extremely delicate edge in the neighborhood of the outermost row of ciliated cells. 2. The roof of the lower half of the fourth ventricle. 3. Of

- Hasse, see *cupula terminalis*, under *cupula*. 4. Of Claudius, see *organ of Corti*, under *organ*. **Tenon's m.** See *Tenon's capsule*, under *Tenon*. **thyrohyoid m.** The membrane which connects the thyroid cartilage with the hyoid bone. **tympanic m.** See *membrana tympani*. **undulatory m. of a spermatozoid.** The delicate hyaline m. connecting the spiral filament of a spermatozoid with the middle piece and the tail. **vascular m.** A m. freely supplied with blood vessels. **vascular m. of the eye.** See *choroid*. **vesicular m.** The external wall of an ovisac. **virginal m.** See *hymen*. **vitellary m., vitelline m.** 1. The egg m. formed by the protoplasm of the ovum and immediately surrounding it, in contradistinction to an egg m. formed by the follicular epithelium or the epithelium of the oviduct. 2. The investing m. of the vitellus of an ovum. In the fecundated ovum it becomes the chorion. See also *zona pellucida*. **vitreous m.** 1. The basement m. of a hair follicle. It is continuous with the basement m. of the adjacent corium. 2. See m. of *Descemet*. 3. See *vitreous lamina*, under *lamina*. [Lat., *membrana*, web, from *membrum*, a member.]
- membranins** (mem'bra-nins). A special group of proteoses, investigated by Möner, which yield a reducing substance upon boiling with dilute acids. Present in the capsule of the lens and in Descemet's membrane.
- membrano-**. Combining form of membrane.
- membranous** (mem'bran-us). 1. Consisting of, resembling, or pertaining to membrane. 2. Of an inflammation, resulting in the formation of false membrane.
- membrum** (mem'brum). See *member* and *limb* (1st def.). **m. genitale virorum.** See *penis*. **m. muliebre.** See *clitoris*. **membra pudenda.** The genitals. **m. seminale.** See *penis*. **membra vilia.** The genitals of the male. **m. virills.** See *penis*.
- memory** (mem'o-re). The mental function of reproducing past experience. [Lat., *memoria*.]
- mendelian** (men-de'le-an). Relating to *Gregor Johann Mendel*, 1822-1884, an Austrian monk and naturalist.
- Menière's disease** (men-e-'är'). Syn.: *ear* or *auditory*, or *labyrinthine vertigo*. A d. of the vestibular pathways, characterized by apoplectic symptoms, as giddiness, nausea, and vomiting. [*Prosper Ménière*, French physician, 1799-1862.]
- meningeal** (men-in'je-al). Pertaining to the meninges.
- meninges** (men-in'jēz). Membranes, especially the membranes of the brain. **cerebral m.** The cerebral membranes. **spinal m.** The enveloping membranes of the spinal cord. [Pl. of Gr., *menigx*, membrane.]
- meningitiform** (men-in-jit'if-orm). Resembling meningitis. [*Meningitis*, + Lat., *forma*, form.]
- meningitis** (men-in-jit'is). Inflammation of the cerebral or spinal meninges, usually involving the subjacent tissues of the brain or spinal cord. **acute cerebral m.** Syn.: *encephaloid m.* Inflammation of the cerebral pia and arachnoid (never of the dura). **ascending m.** Of Charcot, m. in which the inflammation commences in the lower portion of the spinal cord and ascends. **basilar m.** Inflammation of the membranes of the inferior surface of the brain. **cerebrospinal m.** Inflammation involving both cord and brain. **chronic cerebral m.** An affection made to include chronic vertical and chronic basilar m. **epidemic cerebrospinal m.** Syn.: *spotted fever*. An epidemic disease due to the action of the *Diplococcus intracellularis meningitidis*. Cutaneous eruption occurs in it, hence the name spotted fever, formerly given to it. **fulminant epidemic cerebrospinal m.** M. in which grave symptoms follow each other with great rapidity. **metastatic m.** M. occurring late in the course of an acute disease (e. g., in pneumonia, ulcerative endocarditis, acute rheumatism, purulent pleurisy, and pericarditis). **traumatic m.** M. resulting from injury to the head. **tuberculous m.** A form of m. secondary to miliary tuberculosis, and affecting chiefly the pia (less frequently the dura also) at the base of the brain. [Gr., *menigx*, a membrane.]
- meningocele** (men-in'go-sēl). A congenital tumor protruding through an opening in a cranial bone or in the vertebral column, existing at the time of birth. [Gr., *menigx*, a membrane, + *kele*, a tumor.]
- meningocerebritis** (men-in'go-ser-e-bri'tis). Inflammation of both meninges and brain. [Gr., *menigx*, a membrane, + Lat., *cerebrum*, brain, + Gr., *itis*, inflammation.]
- meningococcus** (men-in'go-kok'us). The micrococcus of cerebrospinal meningitis. See *Diplococcus intracellularis*, under *diplococcus*. [Gr., *menigx*, membrane, + *kokkus*, berry.]
- meningo-encephalitis** (men-in'go-en-sef-al-it'is). Inflammation of the brain and its meninges. [Gr., *menigx*, a membrane, + *ekkephalos*, brain, + *itis*, inflammation.]
- meningomyces** (men-in-gom'is-es). A fungus exrescence on the cerebral meninges. [Gr., *menigx*, a membrane, + *mykes*, a mushroom.]
- meningomyelitis** (men-in'go-mi-e-li'tis). Inflammation of the spinal cord and its meninges. [Gr., *menigx*, a membrane, + *myelos*, marrow, + *itis*, inflammation.]
- meningomyelocele** (men-in-go-mi-el'o-sēl). Hernial protrusion of a part of the spinal cord and its membranes. [Gr., *menigx*, membrane, + *myelos*, marrow, + *kele*, hernia.]
- meningosymphysis** (men-in'go-sim'fis-is). Any abnormal adhesion of membranes. [Gr., *menigx*, a membrane, + *syn*, together, + *phyein*, to grow.]
- meniscus** (men-is'kus). 1. In physics, a

body or portion of a body having a crescentic appearance, as (a) the convex or concave surface of a liquid in a narrow tube, due to capillary attraction, or (b) a lens which is convex on the one side and concave on the other. 2. An interarticular cartilage. **m. interarticularis tibiofibularis**. A fold of synovial membrane uniting the inferior tibiofibular articulation and the ankle joint. **m. medialis**. The internal semilunar fibrocartilage (see under *semilunar fibrocartilages*). **negative m.** A convexoconcave lens. **positive m.** A concavoconvex lens. **tactile menisci**. Of Ranvier, the concavoconvex expansions in which intra-epidermic nerve fibers terminate. [Gr., *meniskos*, crescent, from *mene*, moon.]

Menispermum (men-e-sper'mum). 1. Moonseed, a genus of plants. 2. The rhizome and rootlets of *M. canadense*. **M. canadense**. Canadian moonseed. Its rhizome and rootlets, the m. of the U. S. Ph., 1890, were known at first as Texas sarsaparilla, having been used as a substitute for sarsaparilla. It contains menispin, a small proportion of berberin, and some starch. It is considered tonic. [Gr., *mene*, the moon, + *sperma*, seed.] **menispin** (men'is-pin). An alkaloid obtained from the rhizome of *Menispermum canadense*.

menopause (men'o-pawz). Syn.: *climacteric*, *change of life*. The final physiological cessation of the menstrual function. [Gr., *menes*, the menses, + *pausis*, a stopping.]

menorrhagia (men-or-ra'je-ah). Excessive menstrual hemorrhage. [Gr., *menes*, the menses, + *regnumai*, to burst forth.]

menorrhea (men-or-e'ah). Very profuse menstruation. [Gr., *men*, month, + *roia*, flow.]

mens. See *mind*. **non compos mentis**. Of unsound mind; a legal phrase used to denote a condition intermediate between idiocy and lunacy.

men'ses. Syn.: *catamenia*. The monthly periodical bloody discharge from the genitals of women. [Lat., pl. of *mensis*, month.]

menstrual (men'stru-al). Pertaining to menstruation.

menstruate (men'stru-ât). To be in process of menstruation.

menstruation (men'stru-a'shun). The act or process of discharging the catamenia or menses. **vicarious m.** A hemorrhage from some other part than the genital tract, due to the menstrual effort and unaccompanied by any true menstrual discharge. The term is occasionally applied to vicarious discharges that are not bloody (e. g., a flow of milk from the mammary gland). [Lat., *menstruatio*, from *menstruare*, to menstruate.]

menstruum (men'stru-um), pl., *menstrua*. A solvent; any liquid agent by which a solid substance may be dissolved. [Lat., neuter of *menstruus*, monthly. The alchemists employed the term as a solvent liquid, from the old belief that the fetus

consisted of a "spermatic" and a "menstrual" part.]

mensuration (men-su-ra'shun). The act of measuring; one of the steps in physical diagnosis for the purpose of obtaining information as to either the relative or the absolute dimensions (externally) of parts, as in craniometry, etc. [Lat., *mensuratio*, from *mensura*, measure.]

mentagra (men-tah'grah). See *sycosis*. [Lat., *mentum*, chin, + Gr., *agra*, a catching.]

mentagrophyte (men-tag'rof-it). See *Trichophyton* or *Microsporon mentagrophytes*. [Lat., *mentum*, chin, + *agra*, a catching, + *phyton*, a plant.]

mentagrophyton (men-tag-rof'it-on). The fungus *Trichophyton* or *Microsporon mentagrophytes*, the cause of a form of sycosis. [Lat., *mentagra*, sycosis, + Gr., *phyton*, plant.]

men'tal. 1. Pertaining to the mind; to the functions of the cerebral mechanism in bringing about social adaptation. [Lat., *mens*, *mentis*, the mind.] 2. Pertaining to the chin. [Lat., *mentum*, the chin.]

mentalis (men-ta'lis). See *table of muscles*, under *muscle*.

Mentha (men'thah). Mint; a genus of labiate herbs. **aqua menthae piperitae**. Peppermint water; a preparation made from oil and the leaves of *M. piperita* [U. S. Ph., Br. Ph.]. **aqua menthae viridis** [U. S. Ph., Br. Ph.]. A preparation consisting of oil of spearmint dissolved in water [U. S. Ph.], or oil of spearmint distilled with water [Br. Ph.]. **essentia menthae piperitae**. Oil of peppermint. **M. arvensis**. Corn (or field) mint; a species having the odor of decayed cheese. Its herb is sometimes gathered in place of *Mentha pulegium*, though it is milder in its properties. **M. piperita**. Syn.: *folia (herba) menthae piperitae* (2d def.). 1. The common peppermint, brandy mint; a species much cultivated as a source of oil of peppermint. 2. In the U. S. Ph., the leaves and tops of the plants; a pleasant aromatic stimulant, much employed as a carminative and as an agreeable adjuvant to nauseating or harsh medicines. **M. viridis**. 1. Spearmint. Its virtues, like those of *M. piperita*, depend upon a volatile oil (*oleum menthae viridis*). 2. Of the U. S. Ph., the leaves and tops of the plant. **oleum menthae piperitae**. Oil of peppermint [U. S. Ph., Br. Ph.]. **oleum menthae viridis**. Oil of spearmint [U. S. Ph., Br. Ph.]. **spiritus menthae piperitae**. Spirit of peppermint, made by dissolving 10 parts of oil of peppermint in 90 of alcohol and coloring with spearmint herb [U. S. Ph.]. **spiritus menthae viridis**. Spirit of spearmint, made from spearmint in the same way as the spiritus menthae piperitae is made from peppermint [U. S. Ph.]. **trochisci menthae piperitae**. A preparation consisting of peppermint oil, powdered sugar, and tragacanth, made into lozenges [U. S. Ph., 1890]. [Lat.]

men'thol. Syn.: *peppermint camphor*.

- $\text{CH}_3\text{C}_6\text{H}_5\text{OH}\cdot\text{C}_6\text{H}_7$, a crystalline substance found abundantly in peppermint oil. It acts as an antineuralgic, antiseptic, anesthetic, and stimulant. **m. pencil.** M. melted and cast into a conical shape; used as an application to the skin. **m. valerianate.** See *validol*. **surgical m. pencil.** A pencil made by melting cacao butter mixed with 2 or 3 per cent. of wax, adding m., and casting in glass tubes smeared on the inside with diluted glycerin. [Lat., *mentha*, mint.]
- mento-** Combining form of Lat., *mentum*, chin; used as a prefix in compound words to signify of, or concerning, the chin.
- men'tum.** The chin. [Lat.]
- Menyanthes** (men-e-an'théz). The buckbean; a genus of the *Gentianaceae*, so called because of its reputed emmenagogue properties. **M. trifoliata.** The buckbean; growing in the northern hemisphere. The entire plant is tonic, cathartic, and in large doses emetic, its virtues depending on a bitter principle, *menyanthin*. [Gr., *men*, a month, + *anthos*, a flower.]
- menyan'thin.** A turpentine-like substance, $\text{C}_{20}\text{H}_{30}\text{O}_{14}$, obtained from *Menyanthes trifoliata*.
- meralgia** (mer-al'je-ah). Neuralgia of the thigh. **m. parasthetica.** An affection characterized by sensory disturbances of the outer and anterior surfaces of the thigh, due to disease of the external cutaneous nerve. [Gr., *meros*, the thigh, + *algos*, pain.]
- mercaptan** (mer-kap'tan). Syn.: *thioalcohol*. 1. One of the class of organic compounds which contain the SH group in combination with an alkyl radicle. Some are formed in the putrefaction of proteids. 2. Ethyl mercaptan, $\text{CH}_3\text{CH}_2\text{SH}$. An oily liquid of extremely disagreeable odor. [Lat., *mercurio aptum*, or *mercurium captans*, because of the readiness with which it combines with mercury.]
- mercaptid** (mer-kap'tid). A compound resulting from the action of mercaptan (or ethyl sulphhydrate) on certain metallic oxids.
- mercauro** (mer-kaw'ro). A proprietary compound containing gold and mercury; used in syphilis.
- Merck's dry extract of malt.** A proprietary preparation consisting of a dry, very hygroscopic powder, which becomes liquid when in contact with moist air.
- mercuran** (mer'ku-ran). A proprietary ointment, not differing essentially from the official mercurial ointment.
- mercurial** (mer-ku're-al). Pertaining to, consisting of, or due to mercury; as a n., a medicinal preparation containing mercury. Sprightly, volatile (said of the temperament). [Lat., *mercurialis*.]
- mercuric** (mer-ku'rik). Pertaining to or containing mercury as a radicle. **m. salts.** See under *mercury*.
- mercurification** (mer'ku-rif-i-ka'shun). 1. The process of obtaining mercury from minerals containing it. 2. The process of combining any substance with mercury. [Lat., *mercurius*, mercury, + *facere*, to make.]
- mercurol** (mer'ku-rol). Mercury nucleinate, an organic compound of mercury with nucleic acid from yeast, containing 10 per cent. of metallic mercury. It is bactericidal, and possesses the actions of mercury.
- mercurous** (mer'ku-rus). Containing mercury as a univalent radicle. **m. salts.** See under *mercury*.
- mercury** (mer'ku-re). Syn.: *quicksilver*. A liquid metallic element of silvery color and metallic luster. At about 40°C . it freezes into a ductile and malleable solid, like tin; it also crystallizes at a low temperature. It occurs free, and also combined with sulphur (in cinnabar), with chlorine, and with iodine. It forms two classes of compounds: the *mercurous* and the *mercuric* salts, in which it seems to act as a univalent and a bivalent radicle respectively. Symbol, Hg. Atomic weight, 200. Specific gravity, 13.61. Many metals dissolve in m. or form compounds with it, which are called amalgams. Its salts are poisonous, especially the soluble ones. Many of its salts are used in syphilis. List of poisons and their antidotes, see in appendix, page 939. **acid solution of nitrate of m.** See *liquor hydrargyri nitratis acidus*, under *hydrargyrum* [Br. Ph.]. **black lotion of m.** See *lotio hydrargyri nigra*, under *hydrargyrum*. **calcin'd m.** See *red m. oxid.* **casein m.** A soluble compound of "casein alkali" and mercuric chloride; an antiseptic. **caustic m. nitrate.** A solution of 1 part of m. nitrate in 2 parts of commercial nitric acid. **compound ointment of m.** See *unguentum hydrargyri compositum*, under *hydrargyrum* [Br. Ph.]. **compound pill of subchlorid of m.** See *pilulae hydrargyri subchloridi compositae*, under *hydrargyrum*. **corrosive m. chlorid.** See *m. bichlorid.* **green iodid of m.** See *m. protiodid.* **liniment of m.** See *linimentum hydrargyri*, under *hydrargyrum*. **mass m.** See *massa hydrargyri*, under *hydrargyrum*. **m. acetate.** $\text{Hg}_2(\text{CH}_3\text{COO})_2$, shining white scales, soluble with difficulty in water. **m. alanate, m. amidopropionate.** The m. salt of alanin (amidopropionic acid). **m. bichlorid.** Syn.: *corrosive sublimate*. Mercuric chloride, Hg_2Cl_2 , a substance forming colorless acicular or prismatic crystals, having an acrid metallic taste, and an acid reaction. It is used internally in syphilis, and diarrhea and other conditions, where septic conditions of the intestinal tract exist. Externally, it is employed as an antiseptic in surgical operations. It is a powerful corrosive poison [U. S. Ph., Br. Ph.]. **m. biniodid.** Mercuric iodid, red m. iodid. A substance, Hg_2I_2 , occurring as a brilliant scarlet crystalline powder, devoid of taste and odor, almost insoluble in water, and soluble with difficulty in alcohol. It dissolves in a solution of potassium iodid or of corrosive sublimate. It is used as

an alterative in syphilis, in various skin diseases, especially eczema, and in iritis; externally [U. S. Ph., Br. Ph.] **m. bisulphid.** Mercuric sulphid, HgS , so called from its analogy with m. bichlorid, binioidid, bicyanid, etc. It exists in a black and a red modification. The latter is used as the pigment known as vermilion. **m. chlorid.** Syn.: *calomel*. Hg_2Cl_2 , a white powder insoluble in water. It is used internally as a purgative and in syphilis. **m. cyanid.** Mercuric cyanid, $\text{Hg}(\text{CN})_2$, obtained by the action of potassic cyanid on a mercurous salt. Used in syphilis [U. S. Ph.]. **m. dioxide.** See *m. oxid.* **m. ethid.** **m. ethyl.** 1. A univalent radicle, $\text{Hg}(\text{C}_2\text{H}_5)$. 2. *m. diethyl*, or *mercuric ethid*, $\text{Hg}(\text{C}_2\text{H}_5)_2$, a colorless inflammable liquid, poisonous in character, but less so than m. methyl. **m. ethyl chlorid.** A crystalline solid, $\text{Hg}(\text{C}_2\text{H}_5)\text{Cl}$. **m. ethylenediamin.** A disinfectant for the hands compounded of m. and ethylenediamin, and used in aqueous solution. **m. gallate.** A salt of m. and gallic acid; used in syphilis. **m. iodid.** HgI_2 , a compound resembling m. chlorid. **m. oleate.** Mercuric oleate; a yellowish salvelike substance, having an odor of oleic acid, and insoluble in water and in alcohol. It is used externally in syphilis, various skin diseases, and rheumatism, and as a local stimulant over chronic swellings. *Oleatum hydrargyri* [U. S. Ph.]. **m. oxid.** A compound of m. and oxygen; red m. oxid; yellow m. oxid. **m. pernitrate.** Mercuric nitrate, a salt, $2\text{Hg}(\text{NO}_3)_2 + \text{H}_2\text{O}$, forming large deliquescent crystals, obtained by boiling m. with nitric acid. In solution it is the *liquor hydrargyri nitratis*. It is a powerful caustic. **m. peroxid.** See *m. oxid.* **m. protiodid.** Mercurous iodid, green or yellow m. iodid, or simply m. iodid; a greenish or greenish yellow powder, HgI_2 , formed by the action of iodine on metallic m. It is devoid of taste and odor, almost completely insoluble in water, and insoluble in alcohol. It is used in syphilis. **m. salicylarsenate.** Syn.: *enesol*. A compound said to combine the actions of mercury and arsenic. It is used by intramuscular injection. **m. salicylate.** A mercury salt of salicylic acid. Two salts are known, mercuric salicylate, $\text{Hg}(\text{C}_6\text{H}_4\text{OHCOO})_2$, a white amorphous powder; and mercurous salicylate, $\text{Hg}(\text{C}_6\text{H}_4\text{OHCOO})$. Mercuric salicylate is used for intramuscular injection in syphilis. **m. sodiodolate.** A yellow powder of the following composition, $\text{C}_6\text{H}_4\text{I}_2\text{O}_2\text{SO}_3\text{Hg}$. Used in syphilis as an antiseptic. **m. subsulphate.** Syn.: *turpeth mineral*. Basic mercuric sulphate, yellow m. sulphate or subsulphate, $2\text{HgO} \cdot \text{HgSO}_4$. It is used as an emetic, especially in croup. **m. suppositories.** A preparation made by melting oil of theobroma, adding mercurial ointment and molding into suppositories [Br. Ph., 1885]. **m. tannate.** A salt of m. and tannic acid; used in syphilis. **m. thymolacetate.** A compound of m. and thymol with

acetic acid; recommended for use in surgery and especially for hypodermic injection in syphilis. **m. thymolate.** Thymol m.; thymol in which m. replaces hydrogen; recommended for use in surgery. **m. urea.** A compound of mercuric oxid and urea, $\text{CON}_2\text{H}_4 \cdot \text{HgO}$. Another compound, $2\text{CON}_2\text{H}_4 \cdot 3\text{HgO}$, is obtained by treating corrosive sublimate with alkaline urea solution, and a third compound, $\text{CON}_2\text{H}_4 \cdot 2\text{HgO}$, by treating urea with mercuric nitrate. **m. with chalk.** See *hydrargyrum cum creta*. **ointment of ammoniated m.** See *unguentum hydrargyri ammoniati*, under *hydrargyrum* [U. S. Ph., Br. Ph.]. **ointment of m.** See *unguentum hydrargyri*, under *hydrargyrum* [U. S. Ph., Br. Ph.]. **ointment of nitrate of m.** See *unguentum hydrargyri nitratis*, under *hydrargyrum*. **ointment of subchlorid of m.** See *unguentum hydrargyri subchloridi*, under *hydrargyrum*. **pill of m.** See *massa hydrargyri*, under *hydrargyrum*. **red m. oxid.** Red precipitate; mercuric oxid, HgO , obtained by calcination of metallic m., or of m. nitrate. It forms a bright-red crystalline powder, or red crystalline scales. It is used as a stimulant application like the yellow oxid, but is slightly harsher in action [U. S. Ph., Br. Ph.]. **red m. sulphid.** Cinnabar, HgS , found native, and also obtained artificially by subliming a mixture of m. and sulphur. It forms either red crystalline masses or a scarlet crystalline powder, devoid of taste and odor, and insoluble in water and in alcohol. **solution of nitrate of m.** See *liquor hydrargyri nitratis*, under *hydrargyrum* [U. S. Ph.]. **solution of perchlorid of m.** See *liquor hydrargyri perchloridi*, under *hydrargyrum*. **thymol m.** See *m. thymolate*. **vegetable m.** *Franciscea uniflora*, *Cyananthum giganteum*, and *Lobelia syphilitica*, and (in India) *Calotropis gigantea* and *Calotropis procera*; so called from their supposed antisiphilitic properties. **vitriol of m.** M. sulphate. **yellow lotion of m.** See *lotio hydrargyri flava*, under *hydrargyrum*. **yellow m. oxid.** Mercuric oxid prepared by precipitation from a solution of a mercuric salt (usually m. bichlorid) by a caustic alkali, and forming an amorphous bright yellow powder. It is used as a stimulant application, particularly under the form of an ointment for blepharitis, chronic conjunctivitis, opacities of the cornea, etc. [U. S. Ph., Br. Ph.]. [Lat., *mercurius*.]

mer'gal. A proprietary preparation of mercury cholate and albumin tannate in capsules. The constituents are said to be liberated in the intestine. Actions those of mercury mainly.

meridian (mer-id'e-an). A great circle drawn from pole to pole on the surface of a spherical body (especially the earth) and passing through a given point, of which it is said to be the m. **magnetic m.** A m. passing through the place of observation and the magnetic poles of the earth. **principal m's of the eye.** The

m's of the astigmatic cornea that have the greatest and least curvature.

meridional (mer-id-'e-on-al). Meridian.

Merismopodia (mer-'is-mo-pe'de-ah). A genus of fission plants, of the *Chroococcaeae*, or, of some authors, of the *Schizomycetes*. **M. Goodsirii**. *Sarcina ventriculi*. **M. urinae**. *Sarcina urinae*. **M. ventriculi**. *Sarcina ventriculi*. [Gr., *merismos*, a dividing, + *pedion*, a plain.]

merispor (mer-'is-pör). In *fungi*, a secondary spore formed by division of the endospores or the exospores. [Gr., *meros*, a part, + *sporos*, a sowing.]

meristem. 1. In botany, the new tissue at the sprouting end of a twig or growing leaf, consisting largely of actively dividing cells. 2. Embryonal tissue.

mero-, mer-. Combining form of Gr., *meros*, part, fraction; used to signify partial or fractional as a prefix.

mero-. Combining form of Gr., *'meros*, thigh; used in a few words as a prefix to signify of, or concerning the thigh.

merozoite (me-ro'zo-it). One of the spindle-shaped bodies, formed from segmentation of *schizont* of a protozoön, as in segmentation of malarial organism. [Gr., *meros*, part, + *zoon*, animal.]

merycism (mer-'is-izm). Regurgitation of food from stomach.

Méry's glands. Syn.: *Cowper's g's*. In the male, two small acinous g's situated above the bulb, behind the membranous portion of the urethra, between the two layers of the triangular ligament. They were described by *Jean Méry* in 1684.

mesad (me'sad). Toward the median line.

mes'cal but'tons. Also *mus'cal*. The dried tops of *Lophophora Williamsii* and other cacti. They contain a number of alkaloids, including mescaline, pelotina, etc.

mesencephalon (mes-en-sef'al-on). The second of the three primitive cerebral vesicles from which are developed the middle cerebral ganglia, including the corpora quadrigemina and crura cerebri. [Gr., *mesos*, middle, + *egkephalos*, brain.]

mesenteric (mēs-'ēn-ter'ik). Mesentery.

mesentery (mēs-'ēn-tēr-i). Fold of peritoneum which attaches intestine to posterior abdominal wall. It consists of mesentery proper, connecting small intestine with spinal column, and mesentery of the cecum, colon and rectum respectively. [Gr., *mesos*, middle, + *enteron*, intestine.]

mesial (me'se-al). Situated in, or directed toward middle of body. **m. deduplication**. A condition in which the superior and inferior growing points of fetus remain single, but the cells projecting backwards fail to unite and a double monster is formed (Adami). [Gr., *mesos*, middle.]

mesitylene (mes-it'il-ēn). Symmetrical trimethylbenzene, C₆H₄(CH₃)₃. Oxidized in the body to mesitylenic acid.

mesmerize (mes'mer-iz). To produce a hypnotic state, usually accompanied by insensibility to pain and muscular rigidity induced by an influence exercised by the operator over the will and nervous system

of the patient. [*F. A. Mesmer*, Austrian physician, 1734-1815.]

meso-, mes-. Combining form of Gr., *mesos*, middle; used as a prefix to signify in the middle or middle.

mesoarium (mes-o-a're-um). See *mesovarium*.

mesoblast (mes'o-blast). The middle layer of three in the embryo developing the structures of the skin, connective tissue, bones, muscles, organs of excretion and internal genitals. **parietal m.** The upper or outer plate of the m. **splanchnic m.** The lower or inner plate or layer of the m.

mesocardia (mes-o-kar'de-ah). The position of the heart in the center and anterior part of the chest. [Gr., *mesos*, middle, + *kardia*, heart.]

mesococcus (mes-o-kok'us). A coccus larger than a micrococcus and smaller than a macrococcus.

mesogas'ter. Syn.: *midgut*. That portion of the embryonic alimentary canal from which are developed the duodenum, liver, pancreas, jejunum, ileum, and umbilical vesicle. [Gr., *mesos*, middle, + *gaster*, belly.]

mesognathion (me-sog-na'the-on). The portion of superior maxilla, separate in fetus, which bears the incisor tooth. [Gr., *mesos*, middle, + *gnathos*, jaw.]

mesometrium (mes-o-me'tre-um). 1. Middle layer of uterus. 2. The broad ligaments. [Gr., *mesos*, middle, + *metra*, uterus.]

mesonephric, mesonephritic (mes-o-nef'rik, mes-o-nef-rit'ik). Pertaining to the mesonephros.

mesonephros (mes-o-nef'ros). Syn.: *corpus wolffianum*. The wolffian body (so called from its discoverer, *C. F. Wolff*), or primordial kidney, the middle or largest division of the segmental apparatus of the embryo. In the female a portion of it persists as the epoöphoron. See *pronephros*. [Gr., *mesos*, middle, + *nephros*, the kidney.]

mesophilic (mes-o-fil'ik). Preferring a moderate temperature. Said of bacteria developing best at the body temperature of 37° C. [Gr., *mesos*, middle, moderate, + *philein*, to love.]

mesophlebitis (mes-o-fle-bi'tis). Inflammation of the middle coat of an artery.

mesoporphyrin (mes-o-por'fi-rin). A pigment obtained by reducing hemin or hemochromogen. It is closely related to phylloporphyrin, a derivative of chlorophyll.

mesorchion, mesorchis, mesorchium (mes-or'ke-on, mes-or'kis, mes-or'ke-um). A peritoneal fold by which the testicle of the embryo is attached to the mesonephros. [Gr., *mesos*, middle, + *orchis*, the testicle.]

mesorectum (mes-o-rek'tum). A peritoneal fold attaching rectum to sacrum.

mesostate (mes'os-tāt). A substance formed by the protoplasm of a cell, to be eventually converted into secretory products (e. g., trypsinogen, pepsinogen, etc.).

mesotan (mes'o-tan). Ericin, methoxy-methyl salicylate, C₆H₁₀O. Its actions

- and uses are similar to those of oil of wintergreen.
- mesothelioma** (mes''o-the-le-o'mah). A tumor arising from mesothelium, such as the serous surfaces or the adrenal gland, the testis, or the ovary. It is generally of an adenomatous type.
- mesothelium** (mes-o-the'le-um). The epithelioid part of the mesoderm, the peritoneal pleural lining cells, muscle plates, etc. [Gr., *mesos*, middle, + *thele*, nipple.]
- mesothermal** (mes-o-ther'mal). Moderately warm; said of mineral waters.
- mesovarium** (mes-o-va're-um). A peritoneal fold by which the ovary of the embryo is attached to the mesonephros. [Gr., *mesos*, middle, + Lat., *ovarium*, ovary.]
- meta-, met-**. Combining form of Gr., *meta*, between, with, after. Used as a prefix in anatomy and zoölogy to signify behind or hindmost, also subsequent and more developed. In chemistry, to designate organic compounds of the benzene series denoting the 1-3 position. See *benzene*.
- meta-acetphenetidín** (me'tah-as-et-fen-et'id-in). See *phenacetin*.
- metabolic** (met-ah-bol'ik). Pertaining to metabolism.
- metabolín** (met-ab'ol-in). See *metabolite*.
- metabolism** (met-ab'ol-izm). Of Schwann (1839), the series of chemical changes occurring in nutritive material taken into an organism by which it is converted into an integral part of the living substance (constructive m., anabolism), also the changes taking place in living substance by which energy is set free (destructive m., catabolism). In modern physiology the term is used to include the functional chemical changes occurring in the living cell. [Gr., *metaballein*, to throw into a different position.]
- metabolite** (met-ab'ol-it). Any substance produced in metabolism.
- metacarpal, metacarpian** (met-ah-kar'pal, met-ah-kar'pe-an). Pertaining to the metacarpus.
- metacarpophalangeal** (met-ah-kar'po-fal-an'je-al). Pertaining to the metacarpus and the phalanges.
- metacarpus** (met-ah-kar'pus). The metacarpal bones taken as a whole. [Gr., *meta*, beyond, + *karpos*, the wrist.]
- metachromatic** (met-ah-kro-mat'ik). Pertaining to, or affected with metachromatism. **m. bodies**. Certain bodies in the protoplasm of some species of bacteria that by special staining methods take on a deeper stain than the rest of the bacterial protoplasm, as with the diphtheria bacillus. **m. granules**. See *m. bodies*. [Gr., *meta*, change, + *chroma*, color.]
- metachromatism** (met-ah-kro'mat-izm). Variation in the action of a staining agent.
- metacresol** (met-ah-kre'sol). The compound, $C_6H_4(CH_3)OH$; an antiseptic.
- metagenesis** (met-ah-jen'es-is). See *alternation of generations*, under *generation*.
- [Gr., *meta*, beyond, + *genesis*, a production.]
- metagenetic, metagenic** (met-ah-jen-et'ik, met-ah-jen'ik). Pertaining to metagenesis.
- metagglutinín** (met-ag-glu'tin-in). Syn.: *partial agglutinín*, *minor agglutinín*. The partial agglutinín present in an agglutinative serum which acts on a different organism than the one used for producing the serum and in a lower dilution. Thus typhoid immune serum may agglutinate the typhoid bacillus in a dilution of 1 to 1,000 by means of its haupt-agglutinín and also agglutinate the colon bacillus in a solution of 1 to 200. [Gr., *meta*, after, + *agglutinín*.]
- metakinesis** (met'ah-kin-e'sis). The stage in indirect cell division in which the longitudinally divided nuclear fibrils rearrange themselves to form the fibrils of the daughter nuclei, and the daughter nuclei separate from each other. [Gr., *metakinesis*, from *meta*, beyond, + *kinesis*, movement.]
- met'al.** Syn.: *metallic element*. Any one of a class of elementary bodies distinguished by their luster, their high specific gravity, their malleability, ductility, and electrical and thermal conductivity, and, chemically, by the basic properties of their oxids (hence called "basic elements"). **alkali m., alkaline m.** One of a group of metallic elements comprising sodium, potassium, lithium, rubidium, and cesium. They are all univalent, and are distinguished by the strong basic properties of their oxids and the solubility of their salts in water. The radicle ammonium, (NH_4) , is often included in this group on account of the similarity of its reactions and the isomorphism of its salts with those of the metals of this class. **alkaline earth m's.** M's whose oxids form the alkaline earths. They are calcium, strontium, and barium. [Lat., *metallum*.]
- metalbumín** (met-al-bu'min). A protein substance found by Hammerstein in the fluids of ovarian cysts, a white hygroscopic powder, readily soluble in water. It belongs to the mucin group.
- metaldehyd** (met-al'de-hyd). A polymer of acetaldehyd, $(C_2H_4O)_n$.
- metallic** (me-tal'lik). Pertaining to, consisting of, or having the properties of a metal or metals. [Gr., *metallon*, metal.]
- metalliform** (met-al'if-orm). Having the appearance or properties of a metal. [Gr., *metallon*, a metal, + Lat., *forma*, form.]
- metalloid** (met'al-loyd). 1. A non-metallic element. 2. An element intermediate in properties between the non-metallic and the metallic elements. [Gr., *metallon*, a metal, + *eidos*, a resemblance.]
- metallotherapy** (met-al-o-ther'ap-e). The treatment of certain nervous diseases by the application of plates, bracelets, rings, or chains of different metals to the affected locality. [Gr., *metallon*, a metal, + *therapeia*, medical treatment.]
- metallurgy** (met-al-er'je). The science

treating of the preparation of the metals from the natural ores.

metacre (met'am-ēr). One of a number of similar segments (which often become differentiated), placed longitudinally or serially. [Gr., *meta*, after, + *meros*, part.]

metamerie (met-am'er-ik). Of, pertaining to, or characterized by metamerism, or division into, or arrangement according to metameres.

metamorphic (met-ah-mor'fik). Of or pertaining to metamorphosis; metamorphosed.

metamorphism (met-ah-mor'fizm). The transformations to which rocks have been subjected since their original formation. [Gr., *meta*, across, + *morphe*, form.]

metamorphopsia (met-ah-mor-fop'se-ah). A defect of vision in which horizontal or vertical lines, instead of appearing straight, seem bent and crooked, causing distortion. [Gr., *meta*, across, + *morphe*, form, + *ops*, the eye.]

metamorphosis (met-ah-mor'fo-sis). A change of structure or form; a transformation. **regressive m.**, **retrograde m.**, **retrogressive m.** A retrograde change; degeneration; atrophy of tissues or their transformation into matter of lower organization (effete material). See *histolysis*. [Gr., *meta*, across, + *morphe*, form.]

metamorphous (met-ah-mor'fus). Amorphous, but showing a tendency to crystallization.

metanephric (met-an-ef'rik). Pertaining to or connected with the metanephros.

metanephros (met-an-ef'ros). The posterior division of the segmental duct, which becomes the kidney and ureter. [Gr., *meta*, after, + *nepros*, kidney.]

metaphases (met'af-āz-es). The changes taking place in an indirectly dividing nucleus from the time the nuclear fibrils have divided longitudinally till the daughter nuclei have become wholly separated from each other. [Gr., *meta*, beyond, + *phasis*, a phase.]

metaphlogosis (met-ah-flo-go'sis). Inflammation with sanguineous engorgement but without much induration. [Gr., *meta*, beyond, + *phlogosis*, a burning.]

metaphosphate (met-ah-fos'fat). A salt of metaphosphoric acid.

metaplasia (met-ah-pla'ze-ah). Of Virchow, the replacement of one tissue by another, or the transformation of one tissue into another, such as the replacement of the cartilaginous by the osseous skeleton, the transformation of red into yellow marrow or the reverse. The process may be pathological also, as in osteomalacia. It only occurs in tissues from the same germ layer, and is mostly seen in those derived from the mesoblast. [Gr., *meta*, beyond, + *plasis*, conformation.]

metaplastm (met'ah-plasm). Material in a cell which is of lower quality than the true protoplasm. It is protoplasm undergoing retrograde metamorphosis, or nourishment not fully transformed into

protoplasm. [Gr., *meta*, beyond, + *plasma*, anything molded.]

metaplastic (met-ah-plas'tik). Of Strelzoff, pertaining to the direct transformation of cartilage or membrane into bone. [Gr., *meta*, beyond, + *plastikos*, plastic.]

metapneumonic (met-ah-nu-mon'ik). Occurring after pneumonia.

metapsychosis (met-ah-si-ko'sis). See *telepathy*. [Gr., *meta*, beyond, + *psychosis*, mental action.]

metastable solutions. Solutions in a condition of supersaturation as regards the amount of substance dissolved.

metastannate (met-ah-stan'nāt). A salt of metastannic acid.

metastasis (me-tas'tas-is). 1. The sudden subsidence of an inflammation, with the appearance at the same time of inflammation in another part not anatomically connected with the part first diseased, as in the orchitis following mumps. 2. The progress of disease from one part of the body to another by recognized channels, as in the development of secondary carcinoma in the liver following a primary tumor in the stomach. [Gr., *meta*, removal, in the midst of, + *stasis*, a placing.]

metastatic (met-as-tat'ik). Pertaining to, or of the nature of metastasis. **m. inflammation**. See under *inflammation*.

metasyphilis (met-ah-sif'il-is). A condition resulting from syphilis, producing degeneration in the central nervous system. Said particularly of tabes and paresis.

metasyphilitic (met'ah-sif-il-it'ik). The group of degenerative brain and cord diseases, due to the remote action of syphilitic infection.

metatarsal (met-ah-tar'sal). Pertaining to the metatarsus; as a n., a m. bone.

metatarsalgia (met'ah-tar-sal'je-ah). Pain in the metatarsus. [Gr., *metatarsion*, the metatarsus, + *algos*, pain.]

metatarsus (met-ah-tar'sus). The middle of the foot; as an anatomical division, the part situated between the tarsus and the digits, made up in man of five metatarsal bones. [Gr., *metatarsion*, from *meta*, beyond, + *tarsos*, the flat of the foot.]

metathesis (met-ath'es-is). See *simple decomposition* and *double decomposition*, under *decomposition*. [Gr., *metathesis*, from *metatithenai*, to change the place of.]

metathetic (met-ath-et'ik). Pertaining to or of the nature of metathesis.

metatrophia (met-at-ro'fe-ah). A disease originating in disorder of nutrition. [Gr., *meta*, beyond, + *trophe*, nourishment.]

Metazoa (met-ah-zo'ah). Animals consisting of many cells resulting from the segmentation of the ovum and comprising all phyla except the protozoa. [Gr., *meta*, beyond, + *zoon*, an animal.]

Metchnikoff's law. The 1. that the phagocytes attack and destroy invading bacteria by intracellular digestion. **M's theory**. The 2. that explains the phagocytic action of leukocytes and other tissue cells in incorporating and destroying bac-

- teria or other foreign cells or waste products. [*Elie Metchnikoff*, Russian biologist, Pasteur Institute, Paris, born 1845.]
- metencephalon** (met-en-sef'al-on). Syn.: *afterbrain*, *hindbrain*. That portion of the embryonic brain which, being formed from the posterior encephalic vesicle, is subsequently developed into the medulla oblongata, the fourth ventricle, and the auditory nerve. [Gr., *meta*, after, + *egkephalos*, the brain.]
- metensomatosis** (met'en-so-mat-o'sis). Transformation into or incorporation with another body. [Gr., *meta*, amid, + *ensomatosis*, an embodying.]
- meteorism** (me'te-or-ism). See *tympanites*. [Gr., *meteorizein*, to raise up.]
- me'ter**. The unit of length in the metric system; equal to 1.094 yds. [Gr., *metron*, a measure; Fr., *mètre*.]
- methacetin** (meth-as'et-in). An antifermentative and antipyretic; a lower homologue of phenacetin.
- methaform** (meth'af-orm). A name applied to chlorbutanol.
- methal** (meth'al). An alcohol, $C_{14}H_{28}(OH)$, occurring combined with fatty acids in spermaceti.
- methanal** (meth'an-al). A synonym for solution of formaldehyd.
- methane** (meth'an). Syn.: *marsh gas*. A colorless, odorless, inflammable gas, CH_4 . All the aliphatic compounds are considered as derivatives of m. It is found in the intestine during putrefaction.
- methemoglobin** (meth-em-o-glo'bin). A substance formed from oxyhemoglobin in decomposing blood and also by the action of ozone, potassium, ferri cyanid, chlorates, nitrates, and certain other agents. Its spectrum contains a peculiar band in the red. In alkali solution, upon reduction it is converted into reduced hemoglobin, which is distinguished by its absorption spectrum. M. is present in the urine in cases of poisoning with arseniuretted hydrogen and chlorates, as well as after serious burns and sometimes in fevers.
- methemoglobinemia** (meth'em-o-glo-bin-e'me-ah). The presence of free methemoglobin in the blood. It has occurred after the administration of various coal-tar products. [*Methemoglobin* + Gr., *aima*, blood.]
- methemoglobinuria** (meth'em-o-glo-bin-u're-ah). The presence of methemoglobin in the urine. [*Methemoglobin* + Gr., *ouron*, urine.]
- methethyl** (meth-eth'il). A local anesthetic said to consist of ethyl chlorid with a little methyl chlorid and chloroform.
- meth'od**. An orderly process or course of action by means of which any desired end is sought to be attained. The term is applied to many forms of technic used in laboratory work. **m.**, **Purdy's centrifugal, how to determine amount of albumin present in urine**; see in *appendix*, page 894. **m.**, **Tsuchiya's, how to determine amount of albumin present in urine**; see in *appendix*, page 893. [Gr., *methodos*, from *meta*, after, + *odos*, a way.]
- methonal** (meth'on-al). The compound $(CH_3)_2C(SO_2CH_3)_2$, analogous to sulphonal; used as a hypnotic.
- methoxycfeain** (meth-ok-se-kaf'e-in). A derivative, $C_8H_9(OCH_3)_4N_4O_2$, of caffeine; an analgetic.
- methyl** (meth'il). Syn.: *emyl*. Used in the names of chemical compounds to denote the univalent radicle, CH_3 . **m. chlorid**. Syn.: *monochloromethane*. CH_3Cl ; a gas with a sweetish odor. **m. ether**. See under *ether*. **m. glycochol**. See *saccharin*. **m'guanidin**. $CH_3NH_2C(NH)NH_2$. A base present in small amounts in meat extract. **m. hydrate**. Same as *m. alcohol* (separate heading). **m. iodid**. CH_3I ; a liquid with a sweet odor. **m. orange**. Syn.: *heliantin*. An indicator faintly colored by acid solutions, but having a red color in alkaline solutions. **m. salicylate**. The methyl ester of salicylic acid, $C_6H_4OH.COOCCH_3$. A liquid of an agreeable odor which forms about 90 per cent. of the oil of wintergreen. [Gr., *methy*, wine, + *yle*, substance.]
- meth'yl alco'hol**. Syn.: *methyl alcohol*, *methyl hydrate* or *hydrated oxid*, *carbinol*, *wood spirit*, *methyl spirit*, *pyroxylic spirit*, *wood naphtha*. A monohydric alcohol, CH_3OH , found among the products of the distillation of wood, or prepared from oil of wintergreen by boiling with an alkali.
- methylamin** (meth-il-am'in). A primary methyl amin, $CH_3N.H_2$. a strongly alkaline body, obtained in the distillation of morphin, codein, caffeine, etc., with a caustic alkali, and also found in animal oil obtained by distillation. It occurs as a constituent of *Mercurialis annua* and *Mercurialis perennis*; is found in herring brine, ergot, etc.
- methylar'sen**. See *arsenmethyl*.
- methylate** (meth'il-ät). A substitution product of methyl alcohol in which a metal replaces the hydrogen of the hydroxyl.
- methylated** (meth'il-a-ted). Combined with methyl or containing methyl alcohol. **m. spirit**. Denatured alcohol.
- methylation** (meth-il-a'shun). The processes of combining, or causing to combine, with methyl or of mixing with methyl alcohol.
- methylene** (meth'il-ën). A bivalent radicle. **m. bichlorid**. A colorless liquid, CH_2Cl_2 , closely allied to chloroform in its properties, recommended by Richardson and Junker as an anesthetic, but found to be too dangerous for this purpose. **m. blue**. $C_{10}H_8N_2S_2Cl$, a coal-tar dye, used as a stain for bacteria and exudates, as an anodyne, and as a remedy for vesical catarrh and for nephritis. [*methylthioninae hydrochloridum*, U. S. Ph.]. **m. iodid**. A liquid, CH_2I_2 , obtained by the action of phosphorous pentachlorid on iodoform. **m. oxid**. See *formic aldehyd*, under *fornic*. [Lat., *methylenum*.]

methyl ether. More correctly *dimethyl ether*. Dimethyl oxid, $\text{CH}_3\text{O.CH}_3 = \text{C}_2\text{H}_6\text{O}$, an inflammable gas of ethereal odor, condensing at -21°C . to a mobile, colorless liquid.

methylie (meth-il'ik). Of or pertaining to methyl.

methyl indol. See *skatol*.

methylmercaptan (meth'il-mer-kap'tan). A gas, CH_3SH , present in the intestine. Also found in the putrefaction of proteins.

methylpentose (meth-il-pen'tös). See *rhamnose*.

methylpyridin. CH_3CNH_2 , a basic substance. In the body it is oxidized to pyridin-carboxylic acid.

methylquinolin (meth-il-kwin'o-lin). d- $\text{CH}_3(\text{C}_6\text{H}_5\text{N})$, a base found in the secretion of the common skunk. Also present in bone oil.

methylthionin hydrochlorid (meth-il-th'on-in hi-dro-klor'id). Methylene blue. [U. S. Ph.].

methyluram'in. Same as *methylguanidin*, under *methyl*.

methylxanthin. See *heteroxanthin*.

methysis (meth'is-is). Intoxication. [Gr., *methysis*, from *methyein*, to be drunk.]

metopatron, metopantum (met-o-pan'tron, met-o-pan'trum). See *frontal sinus*, under *sinus*. [Gr., *metopon*, the forehead, + *antron*, a cavern.]

metopic (met-op'ik). Pertaining to the forehead. See *frontal suture*, under *suture*. [Gr., *metopon*, forehead, from *meta*, between, + *ops*, eye.]

metopism (met'op-ism). Persistence of the frontal sinus.

metoxenus (met-oks'e-nus). Requiring two hosts for the cycle of development; said of many animal parasites. [Gr., *meta*, across, + *xenos*, a stranger.]

metranoikter (met-ran-o-ik'ter). An instrument, composed of two to four spring blades, that is inserted closed into the uterine canal for the purpose of gradual dilatation of the cervix by the expansion of the blades. [Gr., *metra*, uterus, + *anoigein*, to open.]

metreurynter (met-ru-rin'ter). An instrument for gradual dilatation of the neck of the uterus. It consists of a collapsed rubber bag which is introduced into the uterine canal and distended with air or water. [Gr., *metra*, uterus, + *eurynein*, to stretch.]

metric, or French cubic or solid measure. See in *appendix*, page 943. **m.**, or **French dry and liquid measure.** See in *appendix*, page 942. **m.**, or **French lineal measure.** See in *appendix*, page 943. **m.**, or **French square measure.** See in *appendix*, page 943. **m.**, or **French weights.** See in *appendix*, page 942.

metritis (me-tri'tis). Inflammation of the uterus. [Gr., *metra*, the uterus, + *itis*, inflammation.]

metro-. Combining form of Gr., *metron*, a measure; used as a prefix to signify of or relating to measure or measurements.

metro-. Combining form of Gr., *metra*, uterus; used as a prefix to signify of or relating to the uterus.

metrocarcinoma (met-ro-kar-se-no'mah). A carcinoma of the womb. [Gr., *metra*, womb, + *carcinoma*.]

metrofibroma (met-ro-fi-bro'mah). A uterine fibroid. [Gr., *metra*, womb, + *fibroma*.]

metronome (met'ro-nöm). An instrument for indicating time in music; also used to ascertain the hearing distance of patients. [Gr., *metron*, a measure, + *nomos*, law.]

metropéritonitis (me'tro-per-it-o-ni'tis). Inflammation of the uterus and the surrounding peritoneum. [Gr., *metra*, the uterus, + *peritonaion*, the peritoneum, + *itis*, inflammation.]

metrorrhagia (me-tror-ra'je-ah). Hemorrhage from the uterus. **m. myopathica.** Post partum hemorrhage. [Gr., *metra*, the uterus, + *regnatai*, to burst forth.]

metrorrhea (met-ror-re'ah). A free discharge from the uterus. [Gr., *metra*, the uterus, + *roia*, a flowing.]

metrorrhexis (met-ror-reks'is). Rupture of the uterus. [Gr., *metra*, the uterus, + *rexis*, rupture.]

metrosalpingitis (me'tro-sal-pin-ji'tis). Inflammation of the uterus and fallopian tube or tubes. [Gr., *metra*, the uterus, + *salpigx*, a tube, + *itis*, inflammation.]

metroscope (me'tro-sköp). An instrument for inspection of the interior of the uterus. [Gr., *metra*, uterus, + *skopein*, to observe.]

metrostaxis (me-tro-staks'is). Slight, but persistent uterine hemorrhage. [Gr., *metra*, uterus, + *staxis*, a dripping.]

metrostenosis (me'tro-sten-o'is). Uterine stenosis. [Gr., *metra*, the uterus, + *stenosis*.]

Metroxylon (met-roks'il-on). 1. The sago palm; a genus of wing-leaved palms. 2. The genus *Raphia*. **M. leve.** Spineless sago palm; it yields much of the sago of commerce. **M. Rumphii.** Prickly sago palm; one of the chief sources of sago. **M. sagu.** *M. Rumphii* and *M. leve*. [Gr., *metra*, the pith of a tree, + *xylon*, wood.]

Mett digestion test, see in *appendix*, page 905.

Meynert's commissure. A small commissure of white fibers imbedded in the gray matter behind the optic chiasm, separated from the latter and from the optic tracts by a layer of gray substance and passing backward to penetrate the ventral surface of the cerebral peduncles.

mezcalin (mez'ka-lin). A poisonous alkaloid found in *Anhalonium Lewinii*; it resembles anhalonin in its action, but is not the same.

mezeroin (mez-e're-in). A neutral and volatile substance, the active principle of *Daphne mezereum*.

mezeron (mez-e're-on). See *mezereum* (2d def.).

Mezereum (miz-e're-um). Syn.: *m. cortex*, *mezerei cortex*, *cortex mezerei*, *cor-*

- tex thymeleae, cortex coccognidii*. 1. A section of the genus *Daphne*. 2. *Daphne m.* and *Cneorum tricoccum*. 3. Of the U. S. Ph., the bark of *Daphne m.* and other species of *Daphne*. It is sudorific and diuretic and, in large doses, purgative and emetic. It has been used in rheumatism. The fluidextract is official in the U. S. Ph.
- M. F. D.** Formula signifying the "minimum fatal dose" as of a toxin.
- miasm** (mi'asm). An obsolete term for a foul or noxious emanation. **hospital m.** The air of a hospital polluted by the emanations from the patients. **living m.** A moribund microorganism. [Gr., *miasma*, from *miainein*, to defile.]
- miasma** (mi-as'mah). See *miasm*.
- miasmatic**, **miasmatic** (mi-as'mal, mi-as-mat'ik). Pertaining to or caused by a miasm.
- mica** (mi'kah). A form of aluminum silicate occurring in thin, transparent sheets. [Lat.].
- micaceous** (mi-ka'shus). Pertaining to or resembling mica; composed of friable particles. [Lat., *mica*, a crumb.]
- mication** (mi-ka'shun). 1. A quick motion. 2. See *blepharismus*. [Lat., *micatio*, from *micare*, to glitter.]
- micella** (mi-sel'ah). Tagma.
- micellar** (mi-sel'lar). Pertaining to a micella.
- Mich'aelis's rhomboid**. An area over the sacrum, rhomboid or lozenge-shaped, its lower point being the cleft of the nates and its upper point 2.5 centimeters above the middle of a line drawn between the depressions marking the attachments of the fascia to the posterior superior spine of the ilia. These points are usually clearly visible and mark the outer limits of the rhomboid.
- micracoustic** (mi-krah-koo'stik). Pertaining to or aiding in the hearing of faint sounds; as a n., an instrument for remedying or assisting imperfect hearing. [Gr., *mikros*, small, + *akoustikos*, belonging to the sense of hearing.]
- micrencephalon**, **micrencephalum** (mik-ren-sef'al-on, mik-ren-sef'al-um). See *cretinism*. [Gr., *mikros*, small, + *egkephalos*, the brain.]
- micrencephaly** (mik-ren-sef'al-e). General smallness of the brain, sometimes but not necessarily accompanied by micrencephalon. [Gr., *mikros*, small, + *egkephalos*, brain.]
- micro-**, **micr-**. Representing Gr., *mikro*, combining form of *mikros*, small; used as a prefix to denote small size or extent.
- microbacteria** (mi-kro-bak-te're-ah). See under *Bacterium*. [Gr., *mikros*, small, + *bakterion*, a bacterium.]
- microbe** (mi'kröb). A minute organism. See *bacillus*, *bacterium*, and *micrococcus*.
- aërobic m's.** M's which consume oxygen from the air, and live on the surface of substances. **anaërobic m's.** M's living beneath the surface of liquids or inside living organisms. **pathogenic m's.** M's that cause disease. [Gr., *mikros*, small, + *bios*, life.]
- microbemia** (mi-kro-be'me-ah). Microbic infection of the blood. [Gr., *mikros*, small, + *bios*, life, + *aima*, blood.]
- microbial**, **microbian**, **microbic** (mi-kro-be'al, mi-kro-be'an, mi-kro'bik). Pertaining to, or caused by microbes.
- microbicide** (mi-kro'bis-id). A substance that destroys microorganisms. [*Microbe* + Lat., *caedere*, to kill.]
- microbiology** (mi'kro-bi-ol'o-je). The biology of minute organisms. [Gr., *mikros*, small, + *bios*, life, + *logos*, understanding.]
- microbiosis** (mi-kro-bi-o'sis). The morbid condition caused by infection with bacteria.
- microbism** (mi'kro-bism). Infection with microbes.
- microblast** (mi'kro-blast). A small, immature blood corpuscle. [Gr., *mikros*, small, + *blastos*, sprout.]
- microblepharia** (mi'kro-blef-a're-ah). Partial alblepharia in which the lids are rudimentary and only partially surround the orbital opening. [Gr., *mikros*, little, + *blepharos*, the eyelid.]
- microbrachia** (mi-kro-brak'e-ah). Congenital smallness of the arms. [Gr., *mikros*, small, + *brachion*, arm.]
- microcardia** (mi-kro-kar'de-ah). Congenital diminutiveness of the heart. [Gr., *mikros*, small, + *kardia*, heart.]
- microcephalia**, **microcephaly** (mi'kro-sef-al'e-ah, mi'kro-sef'al-e). The state of being a microcephalus. [Gr., *mikros*, small, + *kephale*, head.]
- microcephalous** (mi'kro-sef'al-us). Having a small and imperfectly developed head; of Broca, having a skull with an anteroposterior diameter of not more than 148 mm. [Gr., *mikros*, small, + *kephale*, head.]
- microcephalus** (mi-kro-sef'al-us). A monster having a very small head.
- microchemistry** (mi-kro-kem'is-tre). Chemical investigation carried on with the aid of the microscope. Based upon the principle that certain chemical compounds have characteristic color reactions. [Gr., *mikros*, small, + *chemistry*.]
- Micrococcus** (mi-kro-kok'us). A minute coccus; a genus of the *Schizomycetes* and of the family *Coccaceae*, with division in two planes, in which the cocci are globular or ovoid, and either undivided, single, or congregated into groups or irregular masses. **chromogenic m.**, **chromogenous m.** A m. producing a pigment. **fermentative m.** See *zymogenic m.* **M. caprinus**. A m. isolated from the heart's blood of Angora goats with takosis. **M. catarrhalis**. A m. resembling the gonococcus but larger. It may cause bronchitis or lobular pneumonia, and is frequently associated with influenza bacilli or with pneumococci. **M. erysipelatis**, **M. erysipelatosus**. See *Streptococcus erysipelatis*, under *streptococcus*. **M. foetidus**. An anaërobic species discovered by Rosenbach in carious teeth. It grows in nutrient agar with the evolution of gas and a fetid smell. The cocci, which are very small,

- oval, and somewhat irregular, stain faintly with anilin dyes. **M. gonococcus**, **M. gonorrhoeae**. See *gonococcus*. **M. intracellularis meningitidis**. See *Diplococcus intracellularis*, under *diplococcus*. **M. lanceolatus**. See *Diplococcus pneumoniae*, under *diplococcus*. **M. melitensis**. The cause of Malta fever. **M. mucilaginosus**. A cause of slimy milk. **M. nigrescens**. A m. producing a black pigment, and found in symbiosis, a bacillary-like fungus in cases of trichomycosis axillaris nigra. **m. of acute infectious osteomyelitis**. See *Staphylococcus pyogenes aureus*, under *Staphylococcus*. **m. of gonorrhoea**. See *gonococcus*. **m. of osteomyelitis**. See *Staphylococcus pyogenes aureus*, under *Staphylococcus*. **M. paramelitensis**, **M. pseudomelitensis**. M's found in some cases of Malta fever, resembling *M. melitensis*, but differing in their agglutination and absorption tests. **M. pharangis siccus**. A m. resembling *Diplococcus intracellularis*, but differentiated by fermentation tests. **M. tetragenus**. A species found in the sputum and walls of the cavities in the lung. **m. urea**. A m. decomposing urea into ammonia. **pathogenic m.**, **pathogenetic m.** Any m. capable of producing disease. **pigment forming m.** See *chromogenic m.* **zymogenic m.**, **zymogenous m.** Any m. which causes fermentation. [Gr., *mikros*, small, + *kokkos*, a berry.]
- microconidia** (mi-kro-kon-ni'de-ah). Small non-sexual spores or conidia. [Gr., *mikros*, small, + *conidia*.]
- microcornea** (mi-kro-kor'ne-ah). A congenital smallness of the cornea. In extreme cases the eyeball appears flattened. [Gr., *mikros*, small, + Lat., *cornea*, the cornea.]
- microcosm** (mi'cro-cosm). A symbolic expression for man as a miniature of the universe.
- microcoustic** (mi-kro-koos'tik). See *micracoustic*.
- microcrith** (mi'kro-krith). The unit of molecular weight, equivalent to the weight of an atom of hydrogen. [Gr., *mikros*, small, + *krithe*, barley.]
- microcrystalline** (mi-kro-kris'tal-in). Composed of microscopically small crystals. [Gr., *mikros*, small, + *krystallinos*, of crystal.]
- microcyst** (mi'kro-sist). A small cyst. [Gr., *mikros*, small, + *kystis*, cyst.]
- microcytase** (mi-kro-si'tas). A cytase formed by a microphage which digests the bacteria of most of the acute infections.
- microcyte** (mi'kro-sit). 1. A very minute red blood corpuscle. 2. A polymorphonuclear leukocyte. 3. A small degenerated blood corpuscle. [Gr., *mikros*, small, + *kytos*, cell.]
- microcythemia** (mi'kro-si-the'me-ah). A disease in which microcytes appear in the blood. [Gr., *mikros*, little, + *kytos*, a cell, + *aima*, blood.]
- microdactylia** (mi-kro-dak-til'e-ah). Abnormal shortness of the fingers. [Gr., *mikros*, small, + *daktylos*, a finger.]
- micro-electrometer** (mi'kro-e-lek-trom'et-er). Of Deluc, an instrument for detecting and measuring minute quantities or intensities of electricity. [Gr., *mikros*, small, + *elektron*, amber, + *metron*, a measure.]
- microfarad** (mi-kro-far'ad). A unit of electrical capacity equal to the millionth part of a farad. [Gr., *mikros*, small, + *farad*.]
- microgamete** (mi-kro-gam'et). A flagellum or conjugating reproductive male element of certain protozoa, or the motile bodies from the antheridia of fungi which fertilize the oösporangium. [Gr., *mikros*, small, + *gametes*, spouse.]
- microgametocyte** (mi-kro-gam-e'to-sit). Any cell producing a microgamete. [Gr., *mikros*, small, + *gametes*, spouse, + *kytos*, cell.]
- microgenesis** (mi-kro-jen'es-is). A dwarfed development of a part or organ. [Gr., *mikros*, small, + *genesis*, an origin.]
- microgerm** (mi'kro-jerm). A minute vegetable organism, a microbe; properly, the spore (microspore) of a microorganism. [Gr., *mikros*, small, + Lat., *germen*, a sprig.]
- microglossia** (mi-kro-glos'se-ah). Abnormal smallness of the tongue. [Gr., *mikros*, small, + *glossa*, the tongue.]
- microlentia** (mi-kro-len'te-ah). The condition of having an abnormally small or undeveloped crystalline lens. [Gr., *mikros*, small, + *lens*.]
- micromania** (mi-kro-ma'ne-ah). A form of parietic dementia in which the subject imagines himself physically and mentally insignificant. [Gr., *mikros*, little, + *mania*, mania.]
- micrometer** (mi-krom'et-er). An instrument for measuring microscopical objects or very small distances. [Gr., *mikros*, small, + *metron*, a measure.]
- micromillimeter** (mik-ro-mil'im-e-ter). See *micron*.
- micromycetes** (mi-kro-mi-se'tes). Minute fungi. [Gr., *mikros*, small, + *mykes*, a mushroom.]
- micron** (mi'kron). Represented by the letter μ ; one millionth part of a meter; $1/25000$ part of an inch approximately.
- micronecrosis** (mi-kro-ne-kro'sis). Molecular necrosis.
- microorganism** (mi-kro-or'gan-ism). Any minute organism, whether animal or vegetable. A general term for microscopic organisms. See also *Bacterium*, *Bacillus*, *coccus*, *Micrococcus*, *Protozoa*, etc. [Gr., *mikros*, small, + *organon*, an instrument.]
- microparasite** (mi-kro-par'is-it). A microscopic parasite.
- micropathology** (mi'kro-path-ol'o-je). The study of the microscopic changes in diseased tissues and their minute parasitic causes. [Gr., *mikros*, small, + *pathology*.]
- microphage** (mi'kro-faj). (*Metchnikoff*.) The phagocytic leukocytes of the blood which ingest bacteria. They correspond to the polymorphonuclear variety. [Gr., *mikros*, small, + *phagein*, to eat.]

microphagocyte (mi-kro-fag'o-sit). See *microphage*.

microphthalmia (mi-krof-thal'me-ah). The condition of having an abnormally small or undeveloped eye. [Gr., *mikros*, slight, + *ophthalmos*, eye.]

microphyte (mik'ro-fit). A vegetable microorganism. [Gr., *mikros*, small, + *phyton*, a plant.]

micropia (mi-kro'pe-ah). A condition in which objects, plainly seen, appear diminished in size. [Gr., *mikros*, small, + *ops*, the eye.]

microplasia (mi-kro-pla'se-ah). Arrested development. [Gr., *mikros*, small, + *plasis*, a molding.]

micropsia (mi-krop'se-ah). See *micropia*.

micropyle (mi'kro-pil). A minute opening in the vitelline membrane of the unimpregnated ovum, in certain of the lower animals, supposed by M. Barry, its discoverer, to serve for the passage of the spermatozooids into the vitellus in the act of fecundation, by others to assist the nutrition of the ovum during its development. [Lat., *micropyla*, from Gr., *mikros*, small, + *pyle*, entrance.]

microrheometer (mi'kro-re-om'ter-er). An instrument for measuring or examining liquids flowing through small tubes. [Gr., *mikros*, small, + *retin*, to flow, + *metron*, a measure.]

microscope (mi'kro-sköp). An optical apparatus by which one may obtain a clear image of a minute, near object, the image being always larger than the object.

achromatic m. A m. in which the chromatic aberration is corrected so that the image is not bordered by colored fringes, but appears, except in size, practically as if seen with the unaided eye.

binocular m. A m. in which the rays are divided, after traversing the objective, and part of them pass through a properly arranged ocular to the right and a part to the left eye, so that in using it one looks with both eyes.

compound m. A m. consisting of two essential optical parts: (1) a converging lens or lens system, called an objective, to give an enlarged, inverted real image of an object; and (2) an ocular acting like a simple m. to give an enlarged virtual image of the real image. Unless an erecting prism is used, the image seen in a compound m. is therefore always inverted.

demonstration m. A simple or compound m. which may be held in the hand and passed around in a class to show some microscopic object. The object is fixed and properly focused, then the m. is held toward the window or other source of light.

dissecting m. A m. for use in dissecting minute objects or for making very delicate dissections of parts of large objects. It may be simple, compound, unioocular, binocular, or erecting.

erecting m. A m. in which a prism is placed somewhere above the objective to cross the rays and thus render the image erect as with the simple m.; used mostly with dissecting m's.

hand m. A m. for holding in the hand for purposes of dem-

onstration. See *demonstration m.*

monocular m. See *unioocular m.*

perspective m. Of Burch, a form of m. giving constant magnification along the optic axis, so that objects are shown by its microscopic perspective.

petrographic m., petrographical m., petrologic m. A m. especially designed for the study of the structure of rocks. It has a revolving stage graduated in degrees, a polariscope, etc.

polarizing m. A m. with a polariscope attachment, the polarizer being placed somewhere below the object and the analyzer somewhere above the objective, frequently just above the objective or the eye lens of the ocular.

simple m. A converging lens or lens system enabling the eye to obtain an enlarged erect image of an object. The object is always placed somewhere within the principal focus of the magnifier, thus giving a virtual image.

solar m. A m. illuminated with sunlight. Sometimes the direct rays of the sun are used for the purposes of projection.

stereoscopic m. A binocular m. giving a stereoscopic image comparable to the image seen in a stereoscope.

traveling m. A compound m. which may be folded up and packed in a small space for special convenience in traveling.

unioocular m. A m. in which one looks with one eye, instead of with both eyes, as with a binocular m. [Lat., *microscopium*, from Gr., *mikros*, small, + *skopein*, to examine.]

microscopic, microscopical (mi-kro-skop'ik, mi-kro-skop'ik-al). 1. Pertaining to or observed with the microscope. 2. Of such minute size as to be visible only through the microscope. Most writers use the two words indifferently; some use *microscopic* in the second sense, and *microscopical* in the first sense.

m. examination of cerebrospinal fluid, see in *appendix*, page 909.

m. examination of sputum, see in *appendix*, page .

m. examination of stomach contents, see in *appendix*, page 904.

m. examination of stool, see in *appendix*, page 906.

microscopist (mi-kros'ko-pist). One who uses the microscope or is versed in microscopy.

microscopy (mi-kros'ko-pe). The art of using the microscope.

microsomes (mi'kro-söms). 1. The very minute, highly refringent granules imbedded in protoplasm, especially in the inner achromatic portions. 2. The granules of chromatin which, together with a homogeneous ground substance, form the nuclear fibrils of a resting nucleus. [Lat., *microsomata*, from Gr., *mikros*, small, + *soma*, the body.]

microspectroscope (mi-kro-spek'tro-sköp). A direct vision microscope in connection with a microscopic ocular. The slit arrangement is in the place of the diaphragm of the ocular and the prisms are above the eye lens. The ocular occupies the usual place, and, by swinging the prisms aside and opening the slit, it may be used as an ordinary ocular, and the object to be examined put in the

proper position. In connection with the best forms of m's are a comparison prism and a scale of wave lengths for the different parts of the spectrum. [Gr., *mikros*, small, + *spectroscope*.]

microsphixia (mi-kro-sfik's'e-ah). 1. Smallness of the pulse. 2. The state of having a small pulse. [Gr., *mikros*, small, + *sphixis*, the pulse.]

Microspira (mi-kro's'pir-ah). A genus of bacteria, resembling the family *Spirillaceae*, the order *Eubacteriae*, and the class *Schizomycetes*, having rigid cells, each bearing several wavy flagella.

Microsporidium (mi-kro-spor-id'e-um). A doubtful genus of the order *Myxosporida*, the phylum *Neosporidia*, and the subkingdom *Protozoa*. **M. bombycis**. See *corpuscles of Cornalia*, under *corpuscle*. **M. polyedrium**. A doubtful species said to occur in man. [Gr., *mikros*, small, + *sporidium*.]

Microsporon (mi-kro's'po-ron). A genus of the class *Fungi* and order *Ascomycetes*, having spores within asci and consisting of a mycelium, they being parasitic on man. **M. Audouini**. A species detected by Gruby (1843) in *tinea capitis*. It has numerous wavy filaments and very minute sporules, the latter forming a whitish matter on the skin and hair. The organism grows best on maltose agar and slowly liquefies gelatin. It produces an obstinate form of *tinea capitis*. **M. flavescens**. A species producing squamous patches on the neck of children. **M. furfur**, **M. Malassezii**. A species from 4 to 6 μ in diameter, the fungus of pityriasis versicolor. It invades the superficial part of the skin and consists of a mycelium composed of short, slender, variously sized, twisted, wavy, or angular filaments crossing each other in all directions, and containing, especially about the joints, small oval spores which evince a marked tendency to aggregate into groups or grapelike clusters. **M. lanosum**. A species producing *tinea capitis*, *barbae*, or *corporis*. **M. Macfadyein**. See *Trichophyton*. **M. Masoni**. Mycelium with bent and globular spores. Grows on agar and produces *tinea nigris*. **M. mentagrophytes**. The *mentagrophyte* of Gruby; a species [by Saccardo referred to the genus *Sporotrichum*] causing *mentagra*. It occurs in the follicle of the hair, and forms densely woven masses of hyphae with numberless, nearly spherical, conidia from 6 to 12 μ in diameter. It causes trichophytic *sycosis* and *tinea corporis* with suppurative foci in man. **M. minimum**. A species producing *tinea corporis*. **M. pubescens**. A species causing *tinea capitis*. **M. tropicum**. Thick mycelial threads with constrictions and double-contoured spores. The parasite does not grow on artificial media. It is the cause of *tinea flava*. [Gr., *mikros*, small, + *sporos*, a seed.]

microtome (mik'ro-töm). Syn.: *section cutter*. An apparatus for making thin sections of objects. Many kinds have been devised, some serving to hold the

object and move it sufficiently for the successive sections, which are made by passing a knife along the guide by hand. In others both knife and object are held by the machine, and the power may be applied by hand or by a special mechanism. Frequently the object must be moved sufficiently for the sections by turning a screw by hand; in other cases all the movements are automatic. **freezing m.** A m. in which the object to be cut may be frozen to render it of the proper consistence for cutting. **Minot's automatic m.** See under *Minot*. **rocking m.** A mechanical m. in which the specimen to be cut is fastened to the end of a lever which moves up and down, thus carrying the specimen across a stationary knife. [Gr., *mikros*, small, + *tome*, a cutting.]

microvolt (mi'kro-volt). A millionth part of a volt. [Gr., *mikros*, small, + *volt*.]

microzyme (mik'ro-zym). Of Béchamp, minute particles in the granules and fluids of living matter, constituting, with a ferment (zymose) secreted by them, protoplasm. According to him, they are living organisms capable of exciting fermentation and putrefaction, and capable of developing into and forming from bacteria. He alleges that they occur as organized primary cells in the liver, in the yolk of egg, and in the pancreas, and that they are readily obtained, particularly in winter, by grinding the pancreatic gland with water containing a little alcohol, and by filtering and washing. When obtained from the pancreas of an ox, they resemble beer yeast. [Lat., *microzyma*, from Gr., *mikros*, small, + *zyme*, leaven.]

micturition (mik-tu-rish'un). Syn.: *emiction*. Urination. [Lat., *micturire*, to urinate.]

mid'brain. See *mesencephalon*.

midget (midj'et). 1. An extremely small person. 2. A Canadian name for the sandfly. [Old Eng., *mycg*, midge, + *et*.]

mid'gut. That portion of the rudimentary intestinal canal of the embryo which, being situated between the foregut and the hindgut, is ultimately developed into the greater portion of the intestines.

mid'riff. See *diaphragm*.

mid'wife. A woman who assists other women in childbirth; a female accoucheur. [Probably from Old Eng., *mid*, with, + *wife*.]

midwifery (mid'wif-re). The art or practice of assisting women in childbirth. The department of medical knowledge relating to obstetrics.

Miescheria (me-she're-ah). A genus of *Sarcosporidia*. [Miescher.]

migraine (me'grän). Syn.: *megrin*, *sick headache*. Periodic headache, often limited to one side of the head and accompanied by nausea, vomiting, and various sensory manifestations. **ophthalmic m.** See *epileptoid amaurosis*, under *amaurosis*. [Fr., from Lat., *migrana*.]

migrainin (mig-ran'in). A proprietary remedy for migraine, said to contain antipyrin, caffeine, and citric acid.

migration (mi-gra'shun). Of bodily organs, cells, etc., change of place, which may be physiological or abnormal, as migration of leukocytes from the blood into the tissues. **calcareous m.** The separation of a calcareous incrustation from the wall of an artery and its transportation to a distal vessel which it occludes. **external m. of the ovum.** The entrance of an ovum into the oviduct of the opposite side to that of the ovary from which it proceeded. **external m. of the semen.** The passage of the semen through one oviduct to the ovary of the opposite side. **internal m. of the ovum.** The passage of an ovum from the ovary to the opposite horn of a uterus bilocularis, after passing first into the horn of the same side with the ovary from which it started. **m. of the ovum.** See *external m. of the ovum* and *internal m. of the ovum*. **m. of the testicle.** The descent of the testicle into the scrotum. **m. of white blood corpuscles.** The passage of the white blood corpuscles through the walls of the capillaries during acute inflammation. [Lat., *migratio*, from *migrare*, to wander.]

migratory (mi'gra-to-re). 1. Pertaining to migration. 2. Changing position or locality; capable of so changing.

Mikulicz's law. Anesthetic is not to be administered to a patient whose hemoglobin is below 30 per cent. [*Johannes von Mikulicz-Radecki*, Polish surgeon, 1850-1905.]

mil'dew. A general term for the effects produced by a number of molds or parasitic fungi.

milfoil (mil'foyl). See *Achillea*.

miliaria (mil'e-a-re-ah). A skin disease caused by retention of sweat in the epidermis of the mouths of the sweat follicles. It occurs in two forms: *m. crystallina* and *m. rubra*. **m. crystallina.** Syn.: *sudamen* or (pl.) *sudamina*. An abundant eruption of closely set, but discrete, minute, acuminate, non-inflammatory vesicles, which are filled with sweat. They are translucent, glistening, and show by their appearance the watery character of their contents. The affection generally occurs in the course of prostrating diseases. **m. rubra.** Syn.: *prickly heat*, *red gum*, *heat rash*, *lichen tropicus*, *strophulus*. An eruption of inflammatory miliary vesicles and papules at the mouths of the sweat follicles. It differs from *m. crystallina* by the addition of the inflammation. The lesions are the same as in *m. crystallina*, except that they are situated upon a slightly inflamed base. The disease generally occurs following exposure to high temperatures. [Lat., *milium*, millet seed.]

miliary (mil'e-a-re). Of the size of a millet seed. **m. tubercles.** Pertaining to the small gray nodules forming in the first stage of tuberculosis. [Lat., *milium*, millet.]

milium (mil'e-um), pl., *milia*. A skin disease characterized by the appearance in the skin of small pink and white tumors,

formed by the accumulation of inspissated sebum beneath the horny epidermis. They occur most frequently in the skin of the face and frequently in the scrotum. **colloid m.** See *colloid degeneration*, under *degeneration*. [Lat., *milium*, millet.]

milk. 1. The white opaque fluid secreted by the mammary glands. In the human female it consists of from 86 to 90 per cent. of water, 3 to 3.9 of casein, 3.7 to 3.9 of lactose, 2.5 to 3.8 of butter, 0.1 to 0.27 of lactoprotein, traces of albumin, and 0.5 per cent. of various salts (chiefly calcium phosphate). According to Sebelien, lactalbumin and lactoglobulin are also present. Its opacity is due to fat globules (see *m. corpuscles*, under *corpuscle*). 2. Any fluid resembling milk; an emulsion. **blue m.** An alteration in m., due to the *Bacillus cyanogenes*, which flourishes best at a temperature of 15° to 18° C. and dies at 37° C. As far as known, blue m. is not unwholesome. **butterm.** The thin liquid constituting the residue after butter has been separated from cream by churning. **cream m.** A form of modified m. containing less of proteids than is contained in whole m. **ferment of m.** A diastatic ferment found in milk. **male m.** The seminal fluid. **malted m.** A proprietary lactated food obtained from wheat. **m. cure.** The treatment of disease by an exclusively milk diet. It is employed in albuminuria, neurasthenia, and gastric diseases. **m. fat.** The f. from cows' m. consists mainly of olein and palmitin; the glycerids of myristic, stearic, lauric, myric, and caproic acids are also present. The volatile fatty acids present in m. fat as glycerids (that is butyric and caproic acids) make up about 7 per cent. of the fat. **m. ferment.** See *ferment of m.* **m. leg.** Syn.: *galactophlebitis*, *phlegmasia alba dolens*. See *galactophlebitis*. **m. line.** A line drawn from the anterior margin of the axilla downward through the nipple over the flank. Supernumerary mammae, when present, are usually in this line. **m. sugar.** See *lactose*. **modified m.** M. whose composition in proteins, fats, etc., has been changed for a definite purpose in nutrition. **pasteurized m.** M. that has been sterilized by pasteurization. **peptonized m.** M. partially predigested by means of pepsin and hydrochloric acid. **red m.** 1. M., either fresh or coagulated, on the surface of which reddish purple patches due to the growth of *Micrococcus prodigiosus* occur. 2. M. tinted red throughout by the growth of *Bacillus lactis erythrogenes*, accompanied by a diminished coagulability and a disgusting sweet taste. **sterilized m.** M. that has been freed from living germs, usually by boiling. **suppressed m.** M., or its elements, that, according to the old doctrine of m. metastasis, was diverted from the breasts, and, being retained in the blood or deposited in some part of the body, gave rise to disease. **vegetable m.** 1. The latex of plants, especially the milky juice

- of the cow trees (*Brosimum galactodendron*, *Tabernaemontana utilis*, *Mimusops elata*, etc.). 2. A fatty preparation, made largely from almonds, for diluting cows' milk for infant's food. **witch's m.** 1. The colostrumlike fluid formed in the mammary gland of a new-born child in consequence of a slight inflammation. 2. M. often secreted by the human male at birth and puberty. **yellow m.** A m. discolored to a lemon yellow by the presence of *Bacterium synxanthum*. [Ang.-Sax., *melce*.]
- Millefolium** (mil-le-fo'le-um). 1. The genus *Achillea*. 2. The flowering herb of *Achillea m.*, or milfoil. [Lat., *mille*, a thousand, + *folium*, a leaf.]
- milli-**. Prefix used in the metric system to indicate the thousandth part, as a milligram.
- milliampere** (mil-le-am-pair'). A thousandth part of an ampere. [Fr., from Lat., *mille*, thousand, + *ampere*.]
- milliamperemeter** (mil''le-am-pair'meter). An instrument for showing the intensity of an electrical current in milliamperes. [*Milliampere*, + Gr., *metron*, a measure.]
- Millon's reaction**. A color reaction given by all proteins which contain tyrosin. It consists of a pink or red color upon treating with Millon's reagent, a mixture of mercuric nitrite and nitrate. The reaction is due to the presence of tyrosin in the protein molecule and especially to the free hydroxyl group. When the hydrogen of the hydroxyl group has been substituted by some other group, the M. r. is negative. **M's test** (for salicylic acid, phenol, or tyrosin). A solution of mercury in nitric acid; used to show aromatic compounds which contain one hydroxyl group united with a benzene or naphthalene nucleus with which no nitrogen group is connected. Such compounds are colored red by 1 or 2 drops of the reagent to a c.c. of the solution containing the compound.
- milossin** (mi-los'in). A nitrogenous crystalline principle, obtained from the leaves of *Taxus baccata*.
- mimetic, mimical** (mi-met'ik, mim'ik-al). Imitative. [Gr., *mimēisthai*, to mimic.]
- mind**. Sum of symbolic activities of nervous system. [Ang.-Sax., *gemynd*.]
- mi'ner's el'bow**. Acute traumatic serous olecranon bursitis.
- mineral** (min'er-al). An inorganic substance present in nature. **kermes m.** The sulphureted antimony of the U. S. Ph., 1890. **m. acid**. See under *acid*. **turpeth m.** The yellow mercuric sulphate of the U. S. Ph., 1890. [Lat., *minerale*.]
- mineralization** (min-er-al-i-za'shun). 1. The process of becoming a mineral. 2. Impregnation (as of water) with mineral matter.
- mineromphitis** (min'er-o-mef-i'tis). A noxious exhalation arising from the decomposition of inorganic matters. [Lat., *minera*, a mine, + *mephitis*, a noxious exhalation.]
- min'im**. A liquid measure; the sixtieth of a fluid dram, often accepted as being equal to a drop. [Lat., *minimum*, least.]
- Minot's automatic microtome**. An automatic m. devised by Minot for making paraffin sections. The knife is fastened and the object is moved past it in a vertical plane and pushed forward for successive sections by turning a heavy wheel.
- miocardia** (mi-o-kar'de-ah). Of Ceradim, the diminution in the heart's volume during systole. [Gr., *meion*, less, + *kardia*, heart.]
- miosis** (mi-o'osis). The condition of contraction of the pupil due to contraction of the sphincter muscle of the iris. [Gr., *meiosis*.]
- miotic** (mi-ōt'ik). 1. Relating to contraction of pupil. 2. An agent that causes pupil to contract. 3. Diminishing, declining.
- mir'ror**. A polished surface by which images are formed by reflection. **forehead m.**, **frontal m.**, **head m.** A circular, slightly concave m., to be attached to the forehead by a head band, generally by means of a ball-and-socket joint, so as to permit of throwing the light in various directions. **m. writing**. The production of writing that looks as if viewed in a m. (running from right to left); a manifestation of nervous disease. [Lat., *mirari*, to admire.]
- mis-**. Prefix derived from Old Eng., *mis*, signifying when used in compound words *amiss*, *wrong*(ly), *bad*(ly), *improper*(ly).
- misanthrope** (mis'an-thrōp). A hater of mankind; one who distrusts men and avoids their society. [Gr., *misanthropos*, from *misein*, to hate, + *anthropos*, man.]
- miscarriage** (mis-kar'rij). The expulsion of a fetus before it has become viable; in a stricter sense, such expulsion at any time (in the human subject) between the completion of the third and that of the seventh month of gestation.
- miscegenation** (mis-se-jen-a'shun). Mixture of races, especially the sexual union of whites with negroes. [Lat., *miscere*, to mix, + *genus*, race.]
- misemission** (mis-em-is'shun). The failure of seminal emission in copulation.
- misocainia** (mi-so-ki'ne-ah). Hatred of new ideas, characteristic of negativistic personalities, the presenile and senile, and those with strong hate complexes.
- misogynist** (mis-oj'in-ist). A woman hater. [Gr., *misogynes*, from *misein*, to hate, + *gyne*, woman.]
- misoneism** (mis-o-ne'izm). See *misocainia*.
- misopedia** (mis-o-pe'de-ah). Morbid dislike for children. [Gr., *misein*, to hate, + *pais*, *paidos*, child.]
- mistio** (mis'te-o). See *mixture*. [Lat., *miscere*, to mix.]
- mistura** (mis-tu'rah). See *mixture* [U. S. Ph., Br. Ph.]. **m. adstringus et escharotica**. Villati's solution. A mixture of the sulphates of zinc and copper with a solution of lead subacetate and dilute acetic acid [N. F.]. **m. carminativa**. A mixture containing two and one half per cent. of the tincture of opium

- with volatile oils, syrup, and alkaline salts [N. F.]. **m. magnesiæ et asafetidae.** An alkaline mixture containing 1 per cent. of tincture of opium with asafetida and syrup [N. F.]. **m. oleo balsamina.** A mixture of various aromatic oils with balsam of Peru in alcohol [N. F.]. **m. pectoralis.** Stokes' expectorant; contains opium and various nauseants [N. F.].
- Mitchella** (mich-el'lah). A genus of rubiaceous plants. **M. repens.** Partridge berry, checkerberry; a North American trailing evergreen. It is diuretic, tonic, and astringent, and is often used like *pipissisewa*. [Mitchell, a Virginian botanist.]
- Mitchell's treatment.** The treatment of certain neuroses by absolute and complete rest in bed, isolation except for the presence of the nurse and the physician, massage, hydrotherapy, electricity, and full diet. [S. *Weir Mitchell*, Philadelphia neurologist, 1830-1914.]
- mite.** A minute insect; an acarid. **harvest m.** See *Leptus*. **itch m.** See *Sarcoptes*.
- mithridatism** (mith-rid'at-ism). Immunity from poisoning induced by the administration of gradually increased doses of poison to an organism. [After *Mithridates*, King of Pontus, who took poisons so as to become immune to them.]
- mitigated** (mit'ig-a-ted). 1. Diminished in severity. 2. Diluted.
- mitoschisis, mitosis** (mi-tos'kis-is, mi-to'-sis). See *karyokinesis*.
- mito'sis.** See *karyokinesis*.
- mi'tral.** Pertaining to the mitral valve. See *valve*. **m. insufficiency.** See under *insufficiency*. [Lat., *mitralis*, from Gr., *mitra*, turban.]
- mixed** (mixt). Composed of several constituents; affecting several parts at the same time; manifesting two or more separate characteristics. **m. infection.** Infection with more than one form of microorganism. **m. sore.** The occurrence of both chancre and chancroid as adjoining lesions. **m. treatment.** The treatment of syphilis with both mercury and iodids.
- mixture** (miks-tu'rah). See *mixture*.
- mixture** ('miks'tür). 1. The act or process of mixing. 2. A combination of several elements or bodies. 3. A substance produced by the mechanical combination of two dissimilar substances without the existence of any chemical union between their molecules. 4. In pharmacy, a liquid preparation containing solid or liquid substances in a state of suspension or incomplete solution [U. S. Ph., Br. Ph.]. **A. C. E. anesthetic m.** A m. of 1 part of alcohol, 2 parts of chloroform, and 3 of ether, by measure; used by inhalation as an anesthetic. The letters are the initials of the ingredients. **Basham's m.** See *liquor ferri et ammonii acetatis*, under *ferrum*. **brown m.** See *mistura glycyrrhizæ composita*, under *glycyrrhiza*. **freezing m.** A m. for reducing temperature, consisting generally of a salt and an acid, or of one or more salts, acids, or alcohols with snow, ice, or water. Freezing m's are sometimes used to saturate a package of moss or cotton wool as a makeshift for an ice bandage. **fri-gorific m.** See *freezing m.* **Griffith's m.** See *mistura ferri composita*, under *ferrum*. **Hope's m.** See under *Hope*. **Lafayette m.** See under *Lafayette*. **Squibb's diarrhea m.** See under *Squibb*. [Lat., *miscere*, to mix.]
- Mn.** Chemical symbol for the element *manganese*.
- mnemonics** (ne-mon'iks). Schemes or systems for aiding memory.
- Mo.** Chemical symbol for the element *molybdenum*.
- modiolus** (mo-de'o-lus). Syn.: *conus cochleæ, columella auris*. The osseous axis of the cochlea of the ear. [Lat., dim. of *modius*, a measure.]
- modulus** (mod'u-lus). A unit of calorific or other physical effects. [Lat., dim. of *modus*, measure.]
- Mohrenheim's fossa.** See *infraclavicular fossa*, under *fossa*. [Baron Joseph Jacob Freiherr von Mohrenheim, -1799.]
- mol.** Abbreviation for gram-molecule, that is, a number of grams equal to the figure expressing the molecular weight.
- mo'lar.** 1. Having power to grind; as a n., a m. tooth. 2. Situated near the m. teeth. [Lat., *molaris*, from *mola*, millstone.]
- mo'lar.** Of or pertaining to masses of appreciable size, as distinguished from molecules, such as *m. forces*. [Lat., *moles*, a mass.]
- mold.** Syn.: *Eumycetes, Hyphomycetes*. A common name for the *Mucorineæ* and *Erisporiaceæ*, two orders of fungi. Several species of *Mucor*, *Aspergillus*, and *Trichophyton* are pathogenic for man.
- mole.** Syn.: *pigmented mole*. 1. A spot or blemish on the human skin; in dermatology, a raised and pigmented area of skin; either with or without overgrowth of the skin including the hair. See also *nevus pigmentosus*. 2. A shapeless mass formed in the uterus as a result of irregular development or degeneration of an ovum. **carneous m.** Syn.: *blood m.* A mass formed by the retained fetal and maternal membranes, mingled with coagulated blood, after the embryo has been expelled, in cases of abortion. **fleshy m.** An advanced state of the blood m., so called from its having assumed a fleshy appearance. **hydatidiform m.** That form of degeneration of a fecundated ovum in which the chorionic villi become proliferated in the form of clustered cysts looking like a bunch of grapes. The cysts were supposed to be true hydatids. [Ang-Sax., *mæl*, a spot, 1st def.; Lat., *mola*, a mass of moistened meal, 2nd def.]
- molecular** (mol-ek'u-lar). Pertaining to, derived from, or consisting of molecules. **m. depression.** Certain constants in organic chemistry which are used in the estimation of the m. weight of chemical compounds. The m. d. of a given solvent expresses the depression of the



freezing point of that solvent, when it contains a gram molecule of any chemical compound in 100 gr. of the solvent. **m. elevation.** A constant in organic chemistry which expresses the elevation of the boiling point of a given solution when it contains 1 gram molecule of any compound dissolved in 100 gr. of the solvent. **m. heat.** See under *heat*. **m. solution.** A solution of a compound containing in every liter the number of grams which is equal to its molecular weight. **m. weight.** The relative weight of any chemical compound in terms of oxygen as a unit, the molecular weight of which has been placed at 32.

molecule (mol'ek-ül). The smallest particle into which a substance can be divided without losing its chemical identity. Each molecule is made up of like and unlike atoms. **bipolar m.** See *peripolar*. **electrical m.** Of Du Bois-Reymond, one of the small m's, arranged like systems of magnets with their positive and negative poles in contact, of which he conceived the muscles and nerves as made up. On passing a polarizing current through the nerve or muscle, the poles are reversed. **organic m.** A hypothetical m. not supposed to be capable of corruption or regeneration. **peripolar m.** See *peripolar*. **refrangent m's.** Minute bodies or corpuscles that possess the property of bending rays of light (e. g., the highly refractive spores of the fission fungi and some other cryptogams). [Lat., *molecula*, dim. of *moles*, a mass.]

mollimen (mo-li'men). Effort, endeavor. **intermenstrual m.** See *intermenstrual pain*, under *pain*. **menstrual m.** A collective term for the evidences of an attempt on the part of the generative organs of the female to give rise to menstruation, even if unsuccessful. [Gr., *molis*, with difficulty.]

Mo'lich's sug'ar test. This consists of treating the unknown solution with a few drops of a 10 per cent. alcoholic solution of *a*-naphthol, and then adding concentrated sulphuric acid. A violet color is obtained if glucose is present. In the presence of acetone, this test cannot be used. [Hans Molisch, chemist in Vienna, born 1856.]

mollichthyolin (mol-lik'the-ol-in). A mixture of ichthylol and mollin.

mol'lin. A soft, yellowish white soap, containing 17 per cent. of uncombined fat. [Lat., *mollinum*.]

mollities (mol-lish'e-éz). Softness, tenderness. **m. ossium.** See *osteomalacia*. [Lat.]

mollisin (mol'lo-sin). A mixture of wax and liquid vaselin; used as an ointment basis.

Moll's glands. Modified sweat g's found at the free margin of the eyelids and emptying into Zeiss's g's. [Jacob Antonius Moll, born 1849.]

molluscum (mol-lus'kum). A soft tumor of the skin. **m. cholesteriquc.** Another name for *xanthoma*. **m. contagiosum.**

Syn.: *m. sebaceum*, *m. sessile*, *m. verrucosum*, *m. acne varioliformis*, *epithelioma molluscum*. A disease of the skin, consisting of small, waxy, rounded epithelial tumors, having a rounded opening at the apex, which is filled with degenerated epithelial débris. It occurs more often in the children of the poorer classes and is contagious, though the contagion is very weak. The organism producing it has not been discovered. **m. pendulum**, **m. simplex.** See *fibroma molluscum* under *fibroma*. [Lat., neut. of *molluscus*, soft.]

molybdate (mol-ib'dät). A salt of molybdic acid.

molybdenic (mol-ib'den-ik). 1. Pertaining to, derived from, or containing molybdenum. 2. See *molybdic*. **m. acid.** See under *acid*.

molybdenicus (mo-lib-den'ik-us). Molybdenic; with the name of a base, the molybdate of the base.

molybdenum (mo-lib-de'num). A metallic element used in the preparation of steel. M. is noted for the great variety of its compounds. Atomic weight, 96.9; symbol, Mo; specific gravity, 8.6 [Gr., *molybdaína*, a piece of lead.]

molybdic (mo-lib'dik). Containing molybdenum as a tetrad radicle, as in *m. oxid*, MoO₂, or as a hexad radicle, as in *m. acid*. **m. acid.** See under *acid*.

molybdous (mo-lib'dus). Containing molybdenum.

momba (mom'bah). See *yaws*.

monacid (mon-as'id). Of a base, capable of replacing one atom of hydrogen in an acid, or, in the case of addition compounds, uniting directly with a single molecule of a monobasic acid, with half a molecule of a dibasic acid, etc.

monad (mo'nad). 1. A univalent radicle. 2. See *monas*. [Gr., *monas*, a unit.]

monadenoma (mon-ad-e-no'mah). A uniglandular adenoma. [Gr., *monos*, single, + *aden*, a gland, + *oma*, tumor.]

monadology (mon-ad-ol'o-je). The science of monads. [Gr., *monas*, a unit, + *logos*, understanding.]

monalkylic (mon-al-kil'ik). Of or containing a single alkyl radicle.

monammonic (mon-am-mon'ik). Containing one molecule of ammonia.

Monarda (mon-ar'dah). Horsemint; a genus of herbs. *M. punctata*. **M. punctata**, **M. punctula**. Horsemint; a species growing from New Jersey to Louisiana. The herb is stimulant and carminative, but is rarely used. It is rich in volatile oil which is a source of thymol. [Monardes, a Spanish botanist of the sixteenth century.]

monardin (mon-ar'din). A crystalline principle, C₁₀H₁₄O, derived from monarda oil, and isomeric with thymol.

monargentie (mon-ar-jen'tik). Containing 1 atom of silver in the molecule.

monarthritie (mon-ar-thri'tis). Arthritis limited to a single joint. [Gr., *monos*, single, + *arthritis*.]

monas (mo'nas). An animal parasite of the phylum Protozoa, of the class Mastigophera, and order Monadidea. **M.**

- leus**. A form found in bronchitis in man.
- M. muris**. A form infesting the muscles and liver of domestic animals, and occasionally human beings, producing Miescher's tubules. **M. pyophila**. A parasite shaped like a large spermatozoon, found in Japan in the pus of pulmonary and hepatic abscesses. [Gr., *monas*, a unit.]
- monaster** (mon-as'ter). See *aster*. [Gr., *monos*, alone, + *aster*, a star.]
- monatomic** (mon-at-om'ik). 1. Containing but 1 atom of replaceable hydrogen. 2. Having a combining capacity that is saturated by union with 1 atom of hydrogen (said of radicles). 3. Formed by replacing 1 atom of hydrogen in a hydrocarbon by 1 molecule of hydroxyl (said of alcohols). See *monohydric*. [Gr., *monos*, single, + *atomos*, an atom.]
- mondamin** (mon'dam-in). Maize meal deprived of fatty matter; fine maize starch.
- monesia** (mon-e'se-ah). The dried bark of *Chrysophyllum glycephloeum*. It is astringent.
- monesin** (mon'i-sin). A bitter amorphous substance extracted from monesia bark.
- Monilia** (mo-nil'e-ah). A genus of the *Fungi*, of the order *Hyphomycetes*, with erect hyphae and terminal conidia in chains. **M. albicans**. See *Endomyces albicans*. **M. bronchiales**. A species found in sputum. **M. candida**. A species causing white patches on the tongue and buccal mucous membrane of children. **M. Chalmersi**. A species found in bronchitis. **M. cutanea**. A species found in sporotrichosis. **M. faecalis**. A species found in the feces. **M. Hochi**. A species producing pink colonies. **M. pulla**. A brownish violet growth found in mycotic affections of the lung. **M. rhoi**. A species found in otomycosis. **M. rosea**. A species found in hepatitis. **M. subtilis**. A species found in ulcers. **M. tropicum**. A cause of tropical bronchomycosis. [Lat., *monile*, necklace.]
- monilithrix** (mon-il'e-thriks). A condition of the hair in which it exhibits fusiform swellings separated by constricted portions. The swellings represent the normal hair and are pigmented, while the narrow intervening portions are lighter colored. [Lat., *monile*, necklace, + Gr., *thrix*, hair.]
- moniliform** (mon-il'le-form). A term used in descriptive bacteriology signifying neckless-shaped, cylindrical, and contracted at regular intervals, so as to resemble a string of beads. **m. hair**. See *monilithrix*. [Lat., *monile*, necklace, + *forma*, form.]
- mono-, mon-**. Combining form of Gr., *monos*, alone, single; used as a prefix to denote singleness or unity.
- monobasic** (mon-o-ba'sik). 1. Of an acid or acid salt, containing in the molecule 1 atom of hydrogen replaceable by a base. 2. Of an alcohol, monohydric. [Gr., *monos*, alone, + Lat., *basis*, a base.]
- monoblastic** (mon-o-blast'ik). Pertaining to the single germinal layer that succeeds segmentation in the ovum. [Gr., *monos*, single, + *blastos*, a sprout.]
- monoblepsia** (mon-o-blep'se-ah). 1. Vision in which one eye sees more distinctly than both. 2. Color blindness; perceiving one color alone. [Gr., *monos*, single, + *blepsis*, sight.]
- monobromalin** (mon-o-bro'mal-in). The compound, $C_6H_4Br.NH_2$.
- monobromated** (mon-o-bro'ma-ted). Containing or combined with 1 atom of bromine in the molecule. **m. phenol**. An oily reddish liquid, C_6H_5BrO , used as an antiseptic externally in 1½ per cent. ointment.
- monobromethylbenzene** (mon'o-brom-eth'il-ben'zën). The compound, $C_6H_4Br.C_2H_5$.
- monobromid** (mon-o-bro'mid). A compound consisting of an element or radicle united directly with bromine in the proportion of 1 atom of the latter to a definite quantity, assumed as the unit of comparison, of the element or radicle.
- monobromphenol** (mon'o-brom-fe'no'l). C_6H_5OHBBr , an external antiseptic.
- monobromphenylacetamid** (mon'o-brom-fe'no'l-as-et'am-id). The compound $C_6H_4 < NHC_2H_5O$; an antiseptic.
- monocalcic** (mon-o-kal'sik). Containing one atom of calcium in the molecule.
- monocephalus** (mon-o-sef'al-us). A double monster having one head and two bodies. [Gr., *monos*, single, + *kephale*, head.]
- monoceros** (mon-os'er-us). Having a single horn. [Gr., *monokeras*, from *monos*, single, + *keras*, horn.]
- monochloracetic** (mon'o-klor-as-e'tik). Acetic and containing 1 atom of chlorine in the molecule. **m. acid**. See *chloroacetic acid*, under *acid*.
- monochloralantipyrin** (mon'o-klor'al-an-tip-ir'in). Hypnal, $C_{15}H_{13}N_2Cl_2O_2$, obtained by heating chloral hydrate and antipyrin with water; a hypnotic and analgetic.
- monochloranilin** (mon'o-klor-an'il-in). A substance, $C_6H_4Cl.NH_2$, known in three isomeric varieties: (1) *orthochloranilin*; (2) *metachloranilin*; (3) *parachloranilin*.
- monochlorated** (mon'o-klor'a-ted). Containing or combined with 1 atom of chlorine in the molecule.
- monochlorbenzoic** (mon'o-klor-ben-zo'ik). Benzoic and containing 1 atom of chlorine in the molecule. **m. aldehyd**. The compound, $C_6H_4Cl.CHO$, known in three isomeric varieties: (1) *orthochlorbenzoic aldehyd*; (2) *metachlorbenzoic aldehyd*; (3) *parachlorbenzoic aldehyd*.
- monochlorcamphor**. Syn.: *monochlorated camphor*. See *chlorcamphor*.
- monochlorid** (mon-o-klor'id). A chloric compound analogous to a monobromid.
- monochlormethane** (mon'o-klor-meth'-än). See *methyl chlorid* under *methyl*.
- monochloroluene** (mon'o-klor-tol'u-ën). A substitution compound, $C_6H_4Cl.CH_3$, of toluene, isomeric with benzyl chlorid.
- monochord** (mo'no-kord). An instrument for testing uppertone audition.

monochordon (mon-o-kor'don). An instrument with a single string. [Gr., *monos*, alone, + *chorde*, a string.]

monochorial (mon-o-ko're-al). A term used to describe twins developing in one chorion and having a single placenta. [Gr., *monos*, single, + *chorion*, skin.]

monoclinic (mon-o-klin'ik). Having an inclination or obliquity in a single direction. [Gr., *monos*, single, + *klinein*, to bend.]

monococcus (mon-o-kok'us). A micrococcus consisting of a single granule. [Gr., *monos*, alone, + *kokkos*, a kernel.]

monocranus (mon-ok'ra-nus). A double monster having a single cranium. [Gr., *monos*, alone, + *kranon*, cranium.]

monocyst (mon'o-sist). A tumor composed of a single cyst. [Gr., *monos*, single, + *kystis*, a tumor.]

monogamous (mon-og'am-us). Pairing with only one female. Having only one wife or refraining from marriage after the death of a wife. [Gr., *monogamos*, marrying only once, from *monos*, single, + *gamos*, marriage.]

monogastric (mon-o-gast'rik). 1. Having but one stomach (said of man, as distinguished from some of the lower animals, especially the ruminants). 2. Having a single belly (said of muscles). [Lat., *monogastricus*, from Gr., *monos*, single, + *gaster*, belly.]

Monogenea (mon-o-je'ne-ah). A class of *Trematoda* in which the development is direct, without the mediation of a nurse form (scolex).

monogenesis (mon-o-jen'es-is). 1. Oneness of origin; the origin of different races from one pair. 2. Of Haeckel, reproduction by buds or by fission, never by ova; asexual reproduction. [Gr., *monos*, solitary, + *genesis*, an origin.]

monogenous (mon-o'je-ne-us). 1. Of a single race or family. 2. Of only one sex (i. e., without sex differentiation).

monograph (mon'o-graf). A work devoted to one subject. [Gr., *monos*, single, + *graphein*, to write.]

monogynous (mon-og'in-us). See *monogamous*. [Gr., *monos*, single, + *gyne*, wife.]

monohydrated (mon-o-hi'dra-ted). 1. Existing in combination with 1 molecule of water. 2. Containing 1 molecule of hydroxyl in the molecule.

monohydric (mon-o-hi'drik). 1. Containing in the molecule a single atom of replaceable hydrogen (said especially of acid salts). 2. Of alcohols, those which contain one hydroxyl group, (OH). 3. Derived from a hydrocarbon by the replacement of 1 atom of hydrogen by hydroxyl.

monohydrobromid (mon'o-hi-dro-brom'id). A compound of a base with a single atom each of bromin and hydrogen.

mono-iodid (mon-o-i'o-did). An iodin compound analogous to a monobromid.

mon'ol. A 2-to-1,000 aqueous solution of calcium permanganate.

monolein (mon-o'le-in). The compound containing one molecule of glycerin in

combination with one molecule of oleic acid. One of the fats.

monomagnesianic (mo-no-mag-ne'sic). Containing 1 atom of magnesium in the molecule.

monomania (mon-o-ma'ne-ah). A term formerly used to designate a type of mental disease with persistent ideas on one subject. It is an obsolete conception in present day psychiatry, but is found in legal concepts. [Gr., *monos*, single, + *mania*, madness.]

monomercurous (mo-no-mer'ku-rus). Containing one atom of mercury in the compound.

monometallic (mo-no-met-al'lic). 1. Containing of a single metal. 2. Of salts, containing in the molecule 1 atom of a metallic element; or replacing 1 atom of hydrogen in an acid.

mononitrated (mon-o-ni'tra-ted). 1. Containing one nitro group in the molecule. 2. An ester of nitric acid, which contains one nitric acid group. This definition, which is not strictly in accordance with our present nomenclature, is still applied to the nitric acid esters of glycerin and of cellulose.

mononitrophenol (mon'o-ni-tro-fe'no'l). The compound $C_6H_4(NO_2)OH$, known in four isomeric forms: (1) *orthonitrophenol*; (2) an apparently dimorphous form of orthonitrophenol; (3) *metanitrophenol*, (4) *paranitrophenol*.

mononuclear (mon-o-nu'kle-ahr). Having but one nucleus; uninuclear. [Gr., *monos*, single, + Lat., *nucleus*, nucleus.]

mononucleotids (mon-o-nu'kle-o-tids). Complex compounds containing one phosphoric acid group united with one d. ribose group, which in turn is united to a purin or pyrimidin group.

monophagia (mon-o-fa'je-ah). 1. An appetite for a single kind of food. 2. The custom of eating only one meal a day. [Gr., *monos*, single, + *phagein*, to eat.]

monophasia (mon-o-fa'se-ah). Dyslalia in which only a single syllable, word, or sentence can be uttered when speech is attempted. [Gr., *monos*, single, + *phasis*, speech.]

monophenetidin (mon'o-fen-et'id-in). A substance analogous to phenetidid, but containing the radicle of citric acid instead of that of acetic acid; an antipyretic and analgetic.

monophobia (mon-o-fo'be-ah). A morbid dread of being alone. [Gr., *monos*, alone, + *phobos*, panic.]

monophosphate (mon-o-fos'fat). A phosphate containing but 1 atom of phosphorus in the molecule.

monophthalmus (mon-of-thal'mus). See *cyclops*. [Gr., *monos*, single, + *ophthalmos*, the eye.]

monophyletic (mon'o-fi-let'ik). Descended from a single source. [Gr., *monos*, single, + *phyle*, race.]

monoplasmatic (mon-o-plas-mat'ik). Of Kölliker, having the cell body apparently composed of a single substance, in contradistinction to those composed of two or more, as when fat or glycogen is pres-

ent in the protoplasm. [Gr., *monos*, single, + *plasma*, plasm.]

monoplegia (mon-o-ple'je-ah). Paralysis of a single part of the body. [Gr., *monos*, single, + *plege*, stroke.]

monoplumbic (mon-o-plum'bik). Containing one atom of lead in the molecule.

monopotassic (mon-o-po-tas'sik). Containing 1 atom of potassium in the molecule.

monops (mon'ops). See *cyclops*. [Gr., *monos*, single, + *ops*, eye.]

monorchidism (mon-or'kid-ism). The state of having only one testicle. [Gr., *monos*, single, + *orchis*, the testicle.]

monorchis (mon-or'kis). An individual having only one testicle. [Gr., *monos*, single, + *orchis*, the testicle.]

monorchism (mon-or'kism). The condition in which there is but one descended testicle. [Gr., *monos*, one, + *orchis*, testicle.]

monosaccharid (mon-o-sak'ar-id). Any one of the simple carbohydrates, e. g., *glucose*, *galactose*, *fructose*.

monosilicate (mon-o-sil'ik-ät). A compound of one of the silicic acids containing 1 atom of silicon in the molecule.

monosodic (mon-o-so'dik). Containing 1 atom of sodium in the molecule.

monospasm (mon'o-spasm). Spasm limited to one muscle or group of muscles. [Gr., *monos*, single, + *spasmos*, a spasm.]

Monostomum len'tis. A trematode found in the opaque lens of an old woman.

monosubstituted (mon-o-sub'stit-u-ted). Having only one of its elements replaced.

monosulphid (mon-o-sul'phid). A sulphur compound analogous to a monobromid.

monotal (mo'no-tal). Guaiacol, or guaiacyl glycolate, $C_{10}H_{12}O_4$. It is said to exert the systemic effects of guaiacol.

Monotricha. A group of bacteria having a single flagellum at one pole. [Gr., *monos*, single, + *thrix*, hair.]

monotrichous (mo-not'rik-us). Pertaining to Monotricha.

monovalent (mo-nov'al-ent). Having an equivalency equal to that of one atom of hydrogen.

monoxeny (mo-noks'en-e). The condition of parasitic existence on but one host. [Gr., *monos*, one, + *xenos*, host.]

monoxid (mon-ox'id). An oxygen compound analogous to a monobromid.

Monro's foramen. An opening back of the fornx, forming a passage between the third and the lateral ventricle of the brain. [Alexander Monro, Scottish anatomist, 1697-1767.]

Monro-Richter line. A line passing from the umbilicus to the left anterior superior spine of the ilium. [A. Monro; A. G. Richter.]

mons (monz). A mountain; a prominence or protuberance. **m. cerebelli**. See *monticulus*. **m. pubis**. **m. Veneris**. A rounded prominence of the soft parts situated in front of and above the cleft of the vulva, consisting of subcutaneous fat, and covered with hairs after puberty. [Lat., *mons*, mountain.]

Monse's salt. Iron subsulphate. **M's solution**. See *liquor ferri subsulphatis*, under *ferrum*.

mon'ster. 1. An individual congenitally so malformed or defective in certain parts as to be unfitted for the course of life proper to its species. Less serious departures from normal are called *malformations*. 2. In botany, an abnormally developed part or organ. **autositic m.** See *autosite*. **compound m.** A double or triple m. that is autositic or parasitic. **dicephalodisomatous m.** A m. that has two bodies each having a separate head. **double m.** A m. made up of the whole or parts of two individuals. **double parasitic m.** A double m. in which one is almost complete, analogous to an autosite; the other rudimentary, analogous to a parasite. **parasitic m.** A double m. in which an imperfect or deformed body is attached to a more perfect body. **simple m.** A m. in which are found only the complete or incomplete elements of a single individual. **triple m.** A m. made up of the whole or parts of three individuals. [Lat., *monstrum*.]

monstrosity (mon-stros'it-e). The state or condition of being monstrous; also a monster. **atresic m.** A m. in which a natural opening is occluded from disease, injury, or operation. **ceasmic m.** A m. in which a cleft results from disease, injury, or operation. **double m.** See *double monster*. **ectopic m.** A m. in which a part is displaced by disease or injury. **ectrogenic m.** A m. caused by the loss of some part from disease, injury, or operation. **hypergenetic m.** A m. in which certain parts are disproportionately large. **m. by defect**. M. caused by agenesis. **m. by excess**. M. caused by hypergenesis. **m. by inclusion**. See *fetal inclusion*, under *inclusion*. **m. by perversion**. A m. in which there is displacement of the thoracic or abdominal viscera or malformation of the genitals. **parasitic m.** See *fetal inclusion*, under *inclusion*. **symphysic m.** A m. produced by the fusion or coalition of organs or parts. [Lat., *monstrum*, monster.]

monstrous (mon'strus). Having the characteristics of a monster.

mon'strum. See *monster*. [Lat.]

Montgomery's glands. Syn.: *lactiferous glands*. The 20 to 24 sebaceous glands in the areola around the nipple of the human breast. [William Fetherston Montgomery, Irish physician, 1797-1850.]

monticulus (mon-tik'u-lus). A small prominence. **m. carnosus urethrae**. See *caput gallinaginis*. **m. cerebelli**. The prominent central portion of the superior vermiform process; more rarely, the entire process. **m. Veneris**. See *mons Veneris* under *mons*. [Lat., dim. of *mons*, mountain.]

Moore's test. A test by which the presence of sugar is shown by the changing of color of the liquid to be tested through yellow, red brown, and deep brown to black, caused by boiling with enough

caustic soda or potash solution to give a strong alkaline reaction. The value of the t . is lessened by the fact that other substances produce a like result.

moradin (mo-ra'din). An acid substance, $C_{27}H_{18}O_8$ (or $C_{16}H_{14}O_6$), obtained from the bark of *Cascarilla morada*.

morbidity (mor-bid'it-e): 1. The state of being morbid. 2. The prevalence of disease in proportion to population, as shown by statistics; the sick rate.

morbific (mor-bif'ik). Causing disease. [Gr., *morbificare*, to produce disease.]

morbilli (mor-bil'le). See *measles* (1st def.). [Lat., *morbis*, a disease.]

mor'bus. See *disease*. **cholera m.** See under *cholera*. [Lat.]

morcellation (mor-sel-la'shun). See *morcellement*.

morcellement (mor-sel'mon). The removal of a growth or of a fetus piecemeal. [Fr., *morceler*, to break in pieces.]

mordaceous (mor-da'shus). Biting, pungent, acrid. [Lat., *mordax*.]

mor'dant. 1. Corrosive. 2. A substance, such as alum or copperas, which is used to fix a stain or dye. [Lat., *mordere*, to bite.]

morgagnian (mor-gahn'ne-an). Investigated by, or named for, *Giovanni Battista Morgagni*, Italian anatomist, 1682-1771.

Morgagni's fossa. See *fossa navicularis urethrae*, under *fossa*.

moria (mo're-ah). An old term to denote extreme mental deterioration. [Gr., *moria*, folly.]

moribund (mor'e-bund). At the point of death; in a dying state. [Lat., *moribundus*, from *moriri*, to die.]

mo'rin. A coloring substance, $C_{12}H_8O_5 + H_2O$, extracted from *Morus tinctoria*.

morindin (mo-rin'din). A substance, $C_{28}H_{30}O_{15}$, derived from *Morinda citrifolia*.

morning sick'ness. Nausea, with or without vomiting, occurring in the early morning during early pregnancy.

Morocco gum. See *Barbary gum*, under *gum*.

moron (mo'ron). A type of mental defective not advanced beyond twelve years' mental age as determined by the Binet-Simon tests.

morphea, **morphoea** (mor-fe'ah). A disease characterized by the occurrence of persistent yellowish ivorylike areas of infiltrated skin, surrounded by faint lilac borders. [Gr., *morphe*, form.]

morpheum (mor'fe-um). See *morphin*.

morphia (mor'fe-ah). See *morphin*.

morphin (mor'fin). A natural alkaloid, $C_{17}H_{19}NO_3 + H_2O$, found in opium, occurring as a crystalline powder or in shining white or colorless prisms of bitter taste and no odor, almost insoluble in ether, very slightly soluble in chloroform and in cold water, somewhat soluble in boiling water, and more soluble in alcohol, especially boiling alcohol, becoming anhydrous and opaque at about $100^\circ C$., and melting at about $228^\circ C$. For its medicinal properties see under *opium* [U. S. Ph., Br. Ph.]. List of poisons and their antidotes, see in *appendix*, page 940. dia-

cetyl morphin. Heroin, a synthetic alkaloid, $C_{21}H_{23}O_5N$, obtained by the acetylation of morphin. It is used to relieve cough. **ethyl-m-hydrochlorid**. Syn.: *dionin*. $C_{17}H_{17}NO(OH)(OC_2H_5) \cdot HCl \cdot H_2O$, the hydrochlorid of the ethyl ester of morphin. It acts much like codein when administered internally. When applied internally to the eye, it causes a local vasomotor constriction leading to conjunctival edema. **m. acetate**. A white or yellowish white crystalline or amorphous powder, $C_{17}H_{19}NO_3 \cdot HC_2H_3O_2 + 3H_2O$, having a bitter taste and a smell like acetic acid. **m. hydrochlorate**, **m. hydrochlorid**. A crystalline salt, $C_{17}H_{19}NO_3 \cdot HCl + 3H_2O$, occurring in feathery white flexible needles, of bitter taste and no odor, insoluble in ether, somewhat soluble in alcohol, more so in glycerin and in water, especially boiling water, and becoming anhydrous at $100^\circ C$. [U. S. Ph., Br. Ph.]. **m. sulphate**. A crystalline salt, $(C_{17}H_{19}NO_3)_2 \cdot 2H_2SO_4 + 5H_2O$, occurring in colorless needles easily soluble in boiling water, somewhat soluble in cold water, less soluble in alcohol, and becoming anhydrous at $100^\circ C$. [*Morphinae sulphas*, U. S. Ph.]. **m. tartrate**. A salt, $(C_{17}H_{19}NO_3)_2 \cdot C_4H_6O_6 + 5H_2O$, occurring in wartlike groups of acicular crystals very soluble in water and in alcohol [*Morphinae tartras*, Br. Ph.]. **troches of m. and ipecac**. See *trochisci morphinae et ipecacuanhae*, under *morphina*. [Lat., *Morpheus*, the god of sleep.]

morphina (mor-fe'nah). See *morphin* [U. S. Ph., Br. Ph.]. **injectio morphinae hypodermica**. A sterile solution containing 2.5 per cent. of morphin tartrate [Br. Ph.]. **liquor morphinae acetatis**. A solution containing 1 per cent. of morphin acetate [Br. Ph.]. **liquor morphinae hydrochloridi**. A solution containing 1 per cent. of morphin hydrochlorid [Br. Ph.]. **liquor morphinae hypodermicus**. A solution containing 3.3 per cent. of morphin sulphate and 9.1 per cent. of salicylic acid. *Caution*. While this solution is sometimes called "Magendie's solution," it is not the one commonly employed under that name [N. F.]. **liquor morphinae tartratis**. A solution containing 1 per cent. of morphin tartrate [Br. Ph.]. **morphinae acetatis**. See *morphin acetate* [U. S. Ph., Br. Ph.]. **morphinae hydrochloras**. See *morphin hydrochlorate* [U. S. Ph., Br. Ph.]. **morphinae sulphas**. See *morphin sulphate* [U. S. Ph.]. **pulvis morphinae compositus**. A powder containing 1.5 per cent. of morphin sulphate and 32 per cent. of camphor. The camphor being volatile, the composition of the powder will change rapidly on exposure to the air [U. S. Ph.]. **suppositoria morphinae**. Suppositories containing each $\frac{1}{4}$ grain of morphin hydrochlorid [Br. Ph.]. **trochisci morphinae**. Troches each containing $\frac{1}{32}$ grain of morphin hydrochlorid [Br. Ph.]. **trochisci morphinae et ipecacuanhae**. Each lozenge contains

$\frac{1}{32}$ grain of morphin hydrochlorid and $\frac{1}{12}$ grain of ipecac [Br. Ph.].

morphinism (mor'fin-izm). A morbid condition produced by the habitual use of preparations of opium. [Lat., *morphinismus*.]

morphinomania (mor-fin-o-ma'ne-ah). 1. An uncontrollable desire for opium or its derivatives. 2. Mania produced by opium, or by abstinence from it in a person addicted to its habitual use.

morphinum (mor-fin'um). See *morphin*.

morphinophagy (mor-fe-of'aj-e). Opium-eating. [*Morphia*, + Gr., *phagein*, to eat.]

morphobiologic (mor'fo-bi-o-loj'ik). Pertaining to shape of an organism and its biology. [Gr., *morphe*, form, + *bios*, life.]

morphogeny (mor-foj'en-e). The evolution of form. [Gr., *morphe*, form, + *gennan*, to engender.]

morphological (mawr-fô-lôj'ik-al). Relating to morphology.

morphology (mor-fôl'o-je). The science of biologic forms, including their relations, changes, and analogies; the science of the shape and modifications of organs or parts considered under the idea of unity of plan. [Gr., *morphe*, form, + *logos*, understanding.]

morphic (mor-fot'ik). Pertaining to organic form.

morphotomy (mor-fot'o-me). General anatomy. [Gr., *morphe*, form, + *tome*, cutting.]

morphio (mor'pe-o). The crab-louse, *Pediculus pubis*. [Lat.]

morrhua (mor'ru-ah). See *Gadus oleum hepatis morrhuae, oleum morrhuae*. See *cod-liver oil* [U. S. Ph., Br. Ph.]

morrhuin (mor'ru-in). A thick ptomain, $C_{22}H_{37}N_3$, found in brown cod-liver oil.

morrhual (mor'ru-ol). An alcoholic extract of cod-liver oil. It lacks the nutrient properties of the oil.

mors. Death. [Lat.]

morsulus (mor'su-lus). A lozenge, tablet, or troche. [Lat., dim. of *morsus*, a bite.]

mor'sus. A bite. **m. Adami**. See *hyoid bone*. **m. diaboli**. Lit., the devil's bite. 1. See *fimbriae of the oviduct*, under *fimbria*. 2. The alleged part played by the fimbriae in seizing upon the ovary at the time of the escape of an ovule. [Lat., *mordere*, to bite.]

mortality (mor-tal'it-e). 1. The condition of being subject to death. 2. Syn.: *death-rate*. The number of deaths which occur in a given area or period. [Lat., *mortalitas*, from *mors*, death.]

mor'tar. A cup-shaped vessel in which substances, especially drugs, are pounded or triturated by means of a pestle. [Lat., *mortarium*.]

mortification (mor-tif-ik-a'shun). See *gangrene*.

Morton's toe. Same as *metatarsalgia*. [Samuel George Morton, American physician, 1799-1851.]

mortuary (mor'tu-a-re). Pertaining to death or burial, as a n., a dead-house. [Lat., *mortuarius*, from *mortuus*, death.]

morula (mor'u-lah). The mulberrylike

mass of cells formed after complete segmentation of the ovum, and before the formation of the blastula. [Lat., dim. of *morus*, mulberry.]

moruloid (mor'u-loyd). A term used in descriptive bacteriology, signifying like a morula or segmented like a mulberry.

morum (mo'rum). 1. The mulberry (fruit of *Morus niger*); also the fruit of various kinds of blackberry. [Gr., *moron*, *moria*.]

mo'rus. The mulberry tree. The fruits are acid and have been used in domestic practice. [Gr., *morea*.]

Morvan's disease. See *syringomyelia*.

M's whitlow. The anesthetic-analytic w. forming an initial symptom in Morvan's disease. [Augustus Marie Morvan, French physician, 1819-1897.]

mosaic inheritance. An inherited type showing paternal dominance in one group and maternal dominance in another group of cells.

moschatin (mos'ka-tin). The compound $C_{22}H_{37}NO_7$, obtained from *Achillea moschata*.

moschiferous (mos-kif'er-us). Bearing or yielding musk. [Gr., *moschos*, musk, + Lat., *ferre*, to bear.]

moschocaryon (mos-ko-kar'e-on). The nutmeg. [Gr., *moschos*, musk, + *karyon*, a nut.]

Moschus (mos'kus). 1. A genus of mammals of the *Pecora*, found in central Asia. It differs from all true deer in having a gall-bladder. 2. Of the U. S. Ph., *musk*, the dried secretion of the preputial follicles of the *Moschus moschiferus*. The tincture (5 per cent.) is official in the U. S. Ph. [Gr., *moschos*.]

mosquito (mus-ke'to). Insects belonging to the order *Diptera* and the family *Culicidae*, species of which transmit several diseases to man. There are various species of m., such as *Culex*, *Anopheles*, and *Stegomyia*. [Span., a little gnat.]

mosquitocide (mus-ke'to-sid). Any agent destructive to mosquitoes. [*Mosquito*, + Lat., *caedere*, to kill.]

moss. 1. Plants belonging to the cryptogamic order, *Musci*. 2. A substance derived from these plants. **Ceylon m.** An edible m. obtained from *Spearococcus lichenoides*. **club m.** Lycopodium. **Iceland m.** See *Cetraria*. **Irish m.** See *Chondrus*.

moth'er's mark. See *nevus vascularis* under *nevus*.

moth patch'es. See *chloasma*.

motile (mo'til). Capable of motion, especially of voluntary or spontaneous motion. [Lat., *motilis*, from *movere*, to move.]

motility (mo-til'it-e). The property, possessed by various animal and vegetable cells, of moving rapidly through a fluid.

motion (mo'shun). 1. The act of moving. 2. Continuous change of place or position. [Lat., *motio*, *motus*.]

mo'tor. Pertaining to, causing, or subserving motion; as a n., a m. organ or apparatus. [Lat., *movere*, to move.]

mould (mold). See *mold*.

moun'tain sick'ness. The sickness exhib-

ited in vertigo, nausea, muscular weakness, etc., which is brought on by great altitudes (above 10,000 to 12,000 feet). Supposedly due to lack of oxygen.

mount'ing. The process of preparing an object for observation in a laboratory or museum. In microscopy, the arrangement of an object, usually on a glass slide, so that it may be studied with a microscope.

mouse. An animal of the genus *Mus*. **joint m.** See *floating cartilage* under *cartilage*. [Gr., *mys*, Lat., *mus*.]

mousenin (müs'sen-in). An alkaloid isolated from the bark of *Albizzia anthelmithica*; used as a tenniacide.

mouth. 1. The ingestive aperture of the alimentary canal, including, in the higher animals, the oral cavity, extending from the lips to the pharynx. 2. The terminal opening of any channel. See *os* and *ostium*. **m. breathing.** See under *breathing*. [Ang.-Sax., *muþh*.]

movement (moov'ment). 1. The act or process of moving or being moved; passing from one place to another. For various m's not here given see under the adjectives or the cognate nouns. 2. The evacuation of feces; also the feces evacuated. **ameboid m.** The m. of cells or of unicellular organisms (e.g., white blood corpuscles) resembling that of the ameba (i.e., a change in form by the rapid projection or withdrawal from any part of the surface of processes, or the change in position as well as in form by the flowing of all the protoplasm into one of the processes). **angular m.** A m. by which the angle between two bones is increased or diminished. **autonomic m.** A spontaneous m.; a m. made, apparently, independently of external stimulation. **brownian m.** A peculiar rapid whirling and oscillating m. of minute particles seen under the microscope (e.g., of the granular particles within the salivary corpuscles or of particles of vegetable or mineral origin suspended in a liquid); probably mechanical, but, according to some, entirely independent of appreciable external influences. **ciliary m.** The m. of the cilia of a ciliated cell or epithelium. **circus m.** A phenomenon observed in an animal after injury to one corpus striatum, optic thalamus, or crus cerebri, consisting in its moving about in a circle. **febrile m.** See *fever*. **fetal m's.** Muscular m's performed by the fetus in utero. **forced m.** An involuntary m. performed by an animal after injury to a portion of its brain. See *circus m.* and *index m.* **index m.** A peculiar rotatory m. executed by an animal after unilateral injury to the corpora quadrigemina, the anterior extremity of the body being rotated about the posterior extremity as an axis. **manège m.** See *circus m.* **molecular m.** See *brownian m.* **m. of restitution.** A partial rotation of the fetal head, in cases of head presentation, whereby after its expulsion it resumes the attitude occupied by it before the turn that imme-

diately preceded its expulsion. **pendular**

m. The swinging movements of the intestine, observed when the intestines are exposed, due to rhythmic contractions of the circular layer of muscle. **respiratory m's.** All the m's causing or consequent upon the ventilation of the respiratory membrane, lungs, gills, etc. See *inspiration*, *expiration*, and *respiration*. **sarcodic m.** See *ameboid m.* **vermicular m.** See *peristalsis*. **vibratile m.** See *ciliary m.* [Lat., *moveo*, to move.]

mower's mite. Another name for *Lep-tus autumnalis*.

moxa (moks'ah). A roll of some combustible material (cotton, lint, agaric, or the pith of the sunflower) designed to be burned against the skin for the purpose of producing an eschar. **artificial m.** A m. made from cotton impregnated with niter, etc. Bretonneau's m. is a mixture of charcoal, potassium nitrate, and gum tragacanth with water. The mass is rolled into little sticks, which burn readily without scintillation. **Chinese m.** A m. occurring in small cones, prepared from the leaves of *Artemisia chinensis* and *Artemisia indica*, or (Lindley) *Artemisia m.* [Japanese.]

muavin (mu-ah'vin). An alkaloid obtained from "muavi" bark. It is said to act like digitalin.

mucago (mu-kah'go). 1. A coating of mold or of mucus. 2. Mucus. 3. Mucilage. [Lat., *mucus*, mucus.]

mucamid (mu-kam'id). A crystallin body, $\text{C}_8\text{H}_{12}\text{N}_2\text{O}_6$, isomeric with saccharamid.

mucate (mu'kät). A salt of mucic acid.

mucedin (mu'se-din). A neutral mucoid and uncrystallizable substance obtained by treating gluten with hot alcohol.

mucedinous (mu-sed'in-us). Having the character of mold; resembling mold. [Lat., *mucedo*, mucus, from *mucere*, to be moldy.]

mucic (mu'sik). Derived from mucous or mucilage. **m. acid.** See under *acid*. [Lat., *mucus*, mucus.]

mucific (mu-sif'ik). Producing or secreting mucus.

mucigen (mu'sij-en). The mucin-producing substance in a muciparous cell. [Lat., *mucus*, mucus, + Gr., *gennan*, to engender.]

mucilage (mu'sil-ey). 1. A pharmaceutical preparation consisting of an aqueous solution of a gum or of vegetable principles containing gums. 2. See *vegetable m.* **vegetable m.** Of Berzelius and others, bassorin. [Lat., *mucilago*, from *mucere*, to be moldy.]

mucilaginous (mu-sil-aj'in-us). Having the consistence of, containing, or yielding mucilage.

mucin (mu'sin). A yellowish white, tenacious substance, which forms an important part of secretions such as the saliva or bile. It is secreted largely by the epithelial cells lining mucous membranes. Chemically, true m. is a conjugated protein, a glycoprotein, consisting of a simple protein combined with a carbohydrate group. **m. substances.** Com-

- pound proteids. The prosthetic group of the m. s. is either a carbohydrate or a derivative of a carbohydrate (as glucosamin). They are divided into two groups: the *mucins* (true mucins) and *mucoids*. [Lat., *mucus*, *mucus*.]
- mucinogen** (mu-sin'o-jen). A principle from which mucin is formed. [Lat., *mucus*, *mucus*, + Gr., *genman*, to engender.]
- mucinoid** (mu'sin-oyd). Like mucin. [*Mucin*, + Gr., *eidōs*, form, resemblance.]
- mucinoids** (mu'sin-oids). See *mucoids*.
- mucins** (mu'sins). Syn.: *true mucins*. Compound proteids present in the various mucous membranes. The prosthetic group of the m's is glucosamin.
- muciparous** (mu-sip'ar-us). Producing or secreting mucus. [Lat., *mucus*, *mucus*, + *parere*, to beget.]
- mucos-**. Combining form of Lat., *mucus*; used as a prefix to denote having relation to mucus.
- mucocarneous** (mu-ko-kar'ne-us). Myxomatous. [Lat., *mucus*, *mucus*, + *caro*, *carnis*, flesh.]
- mucocoele** (mu'ko-sēl). 1. A tumor consisting largely of mucus. 2. See *dacryocystitis catarrhalis*, under *dacryocystitis*. [Lat., *mucus*, *mucus*, + Gr., *kele*, a tumor.]
- mucoid** (mu'coyd). Resembling mucus. [Lat., *mucus*, *mucus*, + Gr., *eidōs*, resemblance.]
- mucoids** (mu'koyds). Syn.: *mucinoids*. Compound proteids, present in connective tissue, in the vitreous humor, in cysts, hens' eggs, and in ascitic fluids. They contain sulphur, which can be split off as sulphuric acid by hydrolysis, and some carbohydrate complex.
- mucolysin** (mu-ko'lis-in). A cytolysin which can dissolve mucus. [*Mucus* + Gr., *lysis*, dissolution.]
- mucolytic** (mu-ko-lit'ik). Destroying or dissolving mucus.
- mucopurulent** (mu-ko-pu'ru-lent). Partaking of the characters of both mucus and pus.
- mucopus** (mu-ko-pus'). Mucus having the appearance of pus from the presence of leukocytes and particles of necrosed mucus membrane. [Lat., *mucus*, *mucus*, + *pus*, *pus*.]
- Mucor** (mu'kor). 1. The typical genus of the subclass *Phycomycetes* and the order *Mucorineae*, or mucoriniferous molds. 2. See *mucus*. **M. corymbifer**. A species obtained from wheat bread kept at the body temperature, and also found in the auditory meatus. The mycelium is grayish white. According to Flüggé, it is pathogenic. The spores, injected into the blood of rabbits, produce death, and various species have been found in peritonitis and multiple abscesses of the viscera in man. **M. mucedo**. A species containing trehalose, found on horse dung, rotten fruits, etc. The hyphae branch profusely through the substratum, deriving nourishment from it. Apples and pears are rendered bitter and unfit to eat by this fungus if the surface or skin of the fruit is broken. It causes a fatal disease in bees, called mucorin, and has been found in pulmonary infarcts in men. **m. narium**. The mucous secretion of the nostrils. **M. ramosa**, **M. septatus**. A species found in otomycosis. **M. vulgaris**. See *M. mucedo*. [Lat.]
- mucoriferous** (mu-kor-ifer-us). Bearing mold or a moldlike covering. [Lat., *mucor*, mold, + *ferre*, to bear.]
- mucorin** (mu'kor-in). An albuminoid substance discovered by Van Tieghem in many species of molds.
- mucosa** (mu-ko'sah). See *mucous membrane*, under *membrane*. **m. in examination of stomach contents**, see in *appendix*, page 904. [Lat., *mucus*, *mucus*.]
- mucosity** (mu-kos'it-e). A mucuslike fluid, especially a fluid formed on the surface of a mucous membrane, consisting mainly of mucus. [Lat., *mucosus*, *mucosus*.]
- mucoso-**. Combining form of Lat., *mucosus*, *mucosus*; used occasionally as a prefix to denote partly mucous and partly something else.
- mucous** (mu'kus). 1. Having the qualities of, consisting of, or containing mucus. 2. Covered with a slimy secretion or with matter which becomes slimy with water. 3. Mucilaginous. 4. Secreting mucus. [Lat., *mucosus*, from *mucus*, *mucus*.]
- Mucuna** (mu-ku'nah). 1. A genus of leguminous plants, having the seed pods covered with stinging hairs. 2. *M. pruriens*. **M. pruriens**, **M. prurita**. Cowhage; a species common throughout the tropics. The hairs or spicula of the pods are used as an anthelmintic, it is supposed to act mechanically by penetrating the worms. *M. prurita* is considered by some authorities to be distinct from *M. pruriens*. [Lat., *M.*, U. S. Ph., 1870.]
- mucus** (mu'kus). The clear viscid secretion that lubricates the mucous membranes, consisting of a limpid liquid containing suspended epithelial cells, a few leukocytes, and granular debris. Chemically it consists of water containing mucin (which gives it its viscosity) and a small amount of salts. **m. articulatorum**. See *synovia*. **m. carphodes**. Stringy **m. m. in examination of stomach contents**, see in *appendix*, page 904. **m. in stool**, see in *appendix*, page 907. [Lat., from *ungere*, to blow the nose.]
- mudarin** (mu'dar-in). A principle extracted from the root bark of *Calotropis gigantea* and *Calotropis procera*; a powerful emetic.
- mutget** (mu-gwa'). See *thrush*. [Fr.]
- Mulder's test**. A test by which the presence of sugar is shown by mixing with the liquid to be tested a few drops of indigo carmin solution, made alkaline with sodium carbonate, and heating, when the color changes through green, red-purple, and violet to bright yellow.
- mulled**. Heated (occasionally also sweetened and spiced) for drinking.
- mullein** (mul'in). See *Verbascum*.
- müllerian** (mul-le're-an). Investigated or named for *Johannes Müller*, German physiologist, 1801-1858.

Müller's ducts. Tubes in the embryo, one on each side of the body. From them, in the female, are developed the oviducts, uterus and vagina. In the male they atrophy. **M's dust bodies.** See *hemokonia*. **M's fibers.** Finely striated f's whose bases form the internal limiting membrane of the retina. **M's fluid.** A solution of 1 part of sodium sulphate and 2 parts of potassium bichromate in 100 of distilled water; used in hardening objects for examination under the microscope. **M's ganglion.** See *jugular ganglion*. **M's reaction.** A sphincterlike muscular r. situated at the point where the canal of the cervix uteri joins the cavity of the body of the uterus at an advanced stage of gestation.

multangular (mul-tan'gu-lar). Many sided. [Lat., *multus*, many, + *angulus*, angle.]

multi-, mult-. Combining form of Lat., *multus*, many; used to denote many, much.

multifidus (mul-tif'i-dus). See *table of muscles*, under *muscle*.

multigravida (mul-te-grav'id-ah). A female who has often been pregnant. [Lat., *multus* + *gravidus*, pregnant.]

multilocular (mul-te-lok'u-lar). Divided into many chambers. [Lat., *multus*, many, + *loculus*, compartment.]

multinuclear. Containing several nuclei. [Lat., *multus*, many, + *nucleus*.]

multinucleolate (mul-te-nu-kle'o-lât). Containing many nucleoli. [Lat., *multus*, many, + *nucleolus*.]

multipara (mul-tip'ar-ah). A female who has borne several children. [Lat., *multus*, many, + *parere*, to bring forth.]

multipleparous (mul-tip'ar-us). 1. Having gone through with gestation more than once. 2. Bringing forth many young at a birth.

multipolar (mul-te-po'lar). Of a cell, especially a nerve cell, having more than two processes extending from it. [Lat., *multus*, many, + *polus*, a pole.]

multivalent (mul-tiv'il-ent). Capable of combining with more than two atoms of a univalent element or radicle. [Lat., *multus*, many, + *valere*, to be worth.]

mummification (mum-mif-ik-a'shun). 1. The act of mummifying. 2. The state of being mummified. 3. The drying of the parts in dry gangrene. [Lat., *mumma*, a mummy, + *facere*, to make.]

mumps. An infectious and contagious febrile disease characterized by inflammation of the parotid gland. **m. of the lacrimal glands.** Non-suppurative, acute dacryo-adenitis occurring in scrofulous subjects.

Munro's point. A point midway between the umbilicus and the left anterior iliac spine. [John Cummings Munro, Boston surgeon, 1858-1910.]

muurexid (mu-reks'id). Ammonium purpurate, $C_8H_4N_2O_6(NH_4) + H_2O$. The formation of m. is the basis of the so-called m. test for the presence of uric acid. **m. test.** A characteristic color test for uric acid. It consists of carefully heating a trace of the crystalline acid

with a drop of nitric acid on a porcelain surface until the nitric acid has been evaporated and a red coloration appears. Upon the addition of ammonia the color becomes purple, owing to the formation of murexid. It is a very sensitive test. [Lat., *murex*, the sea snail, yielding a purple dye.] **muriate** (mu'ri-ät). A salt of muriatic (hydrochloric) acid.

muriated (mu'ri-a-ted). 1. See *chlorinated*. 2. Containing a chlorid (e. g., m. tincture of iron).

muriatic (mu-ri-at'ik). Prepared from brine; hydrochloric. **m. acid.** See under *acid*. **m. ether.** Ethyl chlorid.

muricated (mu'rik-a-ted). Covered with prickles or with rough blunt points. [Lat., *muricatus*, striped like the murex.]

murigen (mu're-o-jen). Hydrogen.

mur/mur. Any noise heard on auscultation. **amphoric m.** A m. produced in respiration, especially in expiration, of an amphoric character. **anemic m.** Syn.: *anemic bruit*. A hemic m. arising from no valvular disease. **aneurismal m.** A whizzing or whirring systolic sound heard over an aneurism. **aortic m.** A systolic, diastolic, or intersonal m. heard over the aortic valve. **aortic obstructive m.** A harsh systolic m. heard with and after the first sound of the heart. It is loudest at the base and may be limited to that region. **aortic reflex m., aortic regurgitant m.** A blowing, hissing m., which accompanies and follows the second sound of the heart. **apex m.** An inorganic m. heard over the apex of the heart. **arterial m.** A soft blowing m. synchronous with the pulse, heard when a stethoscope is lightly pressed upon a large artery. **blood m's.** Vascular or cardiac m's. **bronchial m.** A m. resembling a respiratory laryngeal m. heard over the large bronchi. **cardiac m.** See *heart m.* **cardiopulmonary m., cardiorespiratory m.** A systolic m. that is caused by structural changes in the substance of the lung, and is excited by the ordinary movements of the heart. **diastolic m.** A m. occurring during the diastole, the current being from either the auricles or the aorta. **direct m.** A rough m. arising from obstruction in the blood current as it is flowing in its normal direction. **expiratory m.** A soft whizzing, buzzing, or indefinite sound produced by the outward current of air through the bronchi. **Flint's m.** See under *Flint*. **friction m.** See *friction sound*, under *sound*. **functional m.** See *inorganic m.* **heart m.** An abnormal heart sound, either added to a normal heart sound or accompanying or replacing it; it is either organic or inorganic. **indirect m.** A soft m., arising in blood flowing in a direction contrary to that of the normal current. **inorganic m.** An endocardial m. caused by functional disturbance of the heart or by anemia. **inspiratory m.** The m. heard over the lungs during inspiration. **metallic m.** A metallic and musical sound like that produced by blowing gently into a nar-

row-necked glass bottle, usually circumscribed, and most commonly heard in inspiration. **mitral m.** A m. that is systolic, or presystolic in rhythm. **mitral direct m., mitral obstructive m., mitral presystolic m.** A m. occurring in mitral stenosis. **mitral systolic m.** A m. originating in the mitral valve during the ventricular systole. It accompanies and follows the first sound of the heart, and is loudest at and often limited to the apex. It is due to incomplete closure of the mitral valve. **musical m.** A cardiac m. like the cooing of a dove. **normal vesicular m's.** See *respiratory m's.* **organic m.** A cardiac m. due to structural disease of the heart. **pericardial friction m.** A friction sound produced by opposed surfaces of the pericardium. **postdiastolic m.** A presystolic m. **presystolic mitral m., presystolic m.** A cardiac m. heard before the systole. The murmur of mitral stenosis. **puerile m.** See *puerile respiration*, under *respiration*. **pulmonary m.** A cardiac m. heard over and arising from the pulmonary valve. **reduplication m.** A condition in which the mitral and tricuspid first sounds or the aortic and pulmonary second sounds are heard separately. **regurgitant m.** A cardiac m. due to a backward flow of blood into the ventricle. **respiratory m's.** Sounds produced by the passage of a current of air in the bronchi during respiration. **systolic aortic m.** An aortic obstructive m. which is systolic. **systolic mitral m.** A mitral regurgitant m. which is systolic. **systolic m.** A cardiac m. occurring during the systole. The murmur heard in both systole and diastole. **to-and-fro m.** The cardiac regurgitant m. heard in aortic insufficiency. **tricuspid m.** A systolic or presystolic m. heard over the tricuspid valve. **valve m., valvular m.** An endocardiac m. due to an abnormal condition of the valves. **vascular m.** A hemic m. produced by vibration in the walls of the blood vessels. **venous m.** A *bruit de diable* heard over a vein, especially in anemia. **vesicular m.** Of Laennec, the normal m. heard during inspiration and expiration over the entire lung. [Lat.]

Murphy's but'ton. An appliance for intestinal anastomosis, consisting of two hollow metal cylinders with collars that fasten to each other. After each cylinder has been sewed into a divided end of the intestine to be united, the ends of the bowel are clamped together by the collars. [John Benjamin Murphy, Chicago surgeon, born 1857.]

Musca (mus'kah). A genus of flies of the class *Hexopoda*, the order *Diptera*, and the family *Muscidae*. Some of them deposit their eggs in mucous orifices or on wounded surfaces, while others wound the skin and insert their eggs beneath the skin, giving rise to swellings with central apertures from which a sanious discharge escapes, or to severe and sometimes extensive gangrene. They also con-

vey diseases by infectious bacteria, such as the typhoid bacillus on their soiled legs or in their intestines. See *fly*. **entohyaloid muscae.** Muscae volitantes due to opacities in the vitreous. **fixed muscae.** Small dark spots on the field of vision which do not change their relative positions to the eye, and are caused by fixed minute opacities in some portion of the dioptric apparatus. **M. corvina.** The larvae that infest the human intestine. **M. domestica.** The common house fly. **M. hispanica, M. hispaniola.** See *Cantharis vesicatoria*. **M. leprae.** The species which may possibly transmit leprosy. **M. luteola.** The "Congo floor maggot." The larvae suck the blood of sleeping persons. **M. pluvialis.** A fly which, in rainy weather, attaches itself to the eyes of men and animals. **M. vesicatoria.** See *Cantharis vesicatoria*, under *Cantharis*. **muscae volitantes.** Small faint shapes, which float before the eye, but do not interfere with sight. [Lat.]

muscarin (mus'kar-in). A poisonous base, $\text{OH}(\text{CH}_2)_8\text{N}.\text{CH}_2.\text{CHO}$; present in certain mushrooms. [Lat., *muscarius*, pertaining to flies.]

muscle (mus'sl). An organ which by contraction produces the movements of an animal organism. The structural elements are usually much greater in length than in breadth, and hence are mostly designated as muscular fibers. These may be apparently homogeneous and in spindle-shaped cells or fibers (*unstriated, smooth, or involuntary m.*), or the substance composing the elements may appear to be composed of alternating segments of light and dark material (*striated m.*). The striated elements of the vascular system (*cardiac m.*) are usually quite short, branched, and in *Mammalia* anastomosing. The *skeletal m's* are composed of elements much greater in length than in breadth. Only in a few cases do the fibers branch or anastomose. The fibers rarely exceed 40 to 60 mm. in length, and in m's of considerable length the fibers continually terminate and originate, but in short m's they extend from tendon to tendon. *Smooth or unstriated m.* is mostly in sheets or isolated bundles, and in connection with the organs of vegetative life. It is mostly involuntary, the m. of accommodation forming an apparent exception. *Cardiac m.* is wholly involuntary, while the ordinary *skeletal striated m.* is voluntary. That in the esophagus is an exception, and the m's of respiration are only partially voluntary. The chief chemical constituents of the muscle, beside the muscle proteins, are creatin, hypoxanthin, carnin, inosit, phosphocarnic acid, glycogen, sarcocactic acid, fat, and mineral salts, especially potassium, sodium, magnesium, calcium, and iron combined with chlorin and phosphoric acid. For m's with special generic names, such as *abductor, adductor, etc.*, see under those names. **absolute power of m.** The greatest load that a

given m. can lift, or the load which it is just unable to lift. **accessory m's.** See under *accessorius*. **antagonistic m.** See *antagonist*. **artificial m.** (of Engelmann). A device by which a string of catgut, previously soaked in warm water, may be made to shorten suddenly as a result of heating. The shortening, when recorded, gives curves identical with those furnished by plain muscle. **bicaudate m.** M's inserted by two distinct portions. **bicipital m's.** M's having their origins each from two separate points. **bipenniform m's.** See *penniform m's.* **broad m.** A m. having its long diameter at right angles to the course of its fibers. **cardiac m.** See *myocardium*. **choroid m., ciliary m.** Syn.: *tensor choroideae*. The portion of the ciliary body lying between the ciliary processes and the ciliary ligament and including the latter. It is the muscle of accommodation. **circular m.** See *sphincter*. **complex m., compound m.** A m. having more than one point of origin or insertion or both. **converging m's of the eye.** The *recti oculi interni*. **craniovisceral m's.** The m's connected with the head and with the visceral skeleton. **curvilinear m.** A m. the principal axis of which forms a curve. **cutaneous m's.** In a restricted sense, m's having cutaneous origins and insertions; in a broad sense, m's having cutaneous insertions. **demipenniform m's.** M's having a tendinous portion along their free margins, into or from which the muscular fibers are inserted or arise. **diagonal m.** A m. whose fibers run obliquely. **digastric m.** A long m. in which the muscular fibers are divided into two portions by a tendinous transverse septum. See *digastricus*. **dorsolateral m's.** That group of the m's of the trunk, in the embryo, situated above a horizontal septum extending outward from the transverse processes of the vertebrae. **ectodermal m.** A m. developed from the ectoderm. **endodermal m.** A m. developed from the endoderm. **epaxial m's, episkeletal m's.** Those m's of the trunk and head that are derived from the protovertebrae, and lie dorsally (in man posterior) to the endoskeleton and the ventral (anterior) branches of the spinal nerves. **extrinsic m's.** 1. M's of the limbs that have an origin distinct from the limb or its appropriate arch. See also *extrinsic*. 2. M's that have their origin independent of the organ or part into which they are inserted. **extrinsic m's of the ear.** The m's that move the outer ear upon the head. **extrinsic m's of the eye.** The *recti* and *obliqui oculi*, *levator palpebrae*, and *orbicularis palpebrarum*. **extrinsic m's of the larynx.** The *omohyoideus*, *sternohyoideus*, *sternothyreoideus*, the inferior and middle constrictors of the pharynx, the m's of the suprahyoid region, and any anomalous m's connected with them. **extrinsic m's of the tongue.** The *hyoglossus*, *chondroglossus*, *geniohyoglossus*, *palatoglossus*, *styloglos-*

musculus, and part of the superior constrictor of the pharynx. **fusiform m's.** M's with small origins and insertions, usually tendinous, and a long, somewhat spindle-shaped intermediate mass of muscular tissue. **hamstring m's.** The biceps flexor cruris, *semimembranosus*, and *semitendinosus* m's. **heart m.** See *myocardium*. **hollow m.** A m. inclosing a cavity (e. g., the heart). **hypaxial m's, hyposkeletal m's.** Those m's of the trunk and head that are situated ventrally (anteriorly in man) to the endoskeleton. **inflected m.** A m. that turns around an osseous or cartilaginous pulley, thus changing the direction of its axis. **internal m's.** See *involuntary m's.* **intrinsic m's.** 1. M's of the limbs in the higher vertebrates which arise within the limb itself or from the arch to which the limb is attached. 2. M's which have their origins and insertions wholly within the organ or part they move. **involuntary m's.** M's that are not under conscious control. Most of these, except the muscles of the heart and of the esophagus, are made up of non-striated fibers. **long m's.** M's that lie upon two or more segments of a limb, or pass over two or more joints. **lumbrical m's.** See *table of muscles*. **midriff m.** See *diaphragm*. **monomere m's, momic m's.** M's that extend between two adjacent monomeres. **multicaudate m's.** M's terminating in more than two divisions. **multicipital m's.** M's having more than one distinct origin. **m. extract.** A glycerin extract of m.; used in muscular dystrophies. **m. of accommodation.** See *ciliary m.* **m's of animal life.** Muscular tissue especially connected with the organs of animal life, as in the organs of speech and locomotion. Such m's are almost invariably striated. **m's of expiration.** M's producing expiratory movements. Expiration is ordinarily mostly due to the elasticity of the lungs, thorax, abdominal walls, and viscera, but in labored respiration the m's are aided by the so-called auxiliary or accessory m's of expiration (the *obliquus externus*, *obliquus internus*, *transversalis*, and *sacrolumbalis*). **m's of inspiration.** M's producing the movements of inspiration. Ordinarily these are the *diaphragm*, *scalenus anticus*, *scalenus medius*, *scalenus posticus*, the external intercostals, the sternal portion of the internal intercostals, and the twelve *levatores costarum*. In labored respiration these m's are aided by the so-called accessory or auxiliary inspiratory m's. **m's of mastication.** The *masseter*, *temporalis*, and *pterygoidei externus* and *internus*. **m's of organic life.** See *m's of vegetative life*. **m's of respiration.** See *m's of inspiration* and *m's of expiration*. **m's of the ureters.** A band of thin, condensed muscular fibers of the urinary bladder extending between the openings of the ureters. **m's of vegetable (or vegetative) life.** Muscular tissue forming a part of the organs of

vegetative life, such as that in the vascular, digestive, respiratory systems. Sometimes applied especially to unstriated m's. **m. plasma.** See under *plasm.* **non-striated m's.** Unstriated m's. See under *m.* **orbicular m.** A m. whose fibers form a more or less complete ring around a bone, aperture, etc. (e. g., the sphincter ani). **orbital m.** A set of fibers of the orbicularis palpebrarum m. lying beneath the tendon of the levator palpebrae. **organic m's.** See *involuntary m's.* **palmar m's.** In the foot, all the m's lying superficial to the deep branch of the external plantar nerve; in the hand, all the m's lying superficial to the deep branch of the ulnar nerve. **pectinate m's.** See *serrated m's.* **pectoral m's.** See under *pectoralis.* **penate m's, pennated m's, penniform m's.** M's having a central tendinous portion in their long axes toward which the muscular fibers on each side converge. **polygastric m's.** Long m's divided into two or more parts by transverse tendinous septa. **polymere m's.** M's in which one or more monomeres are interposed between their origins and insertions. **postaxial m's.** M's on the posterior aspects of the limbs when they are at right angles to the spine. **preaxial m's.** M's on the anterior aspects of the limbs when they are at right angles to the spine. **respiratory m's.** See *m's of inspiration* and *m's of expiration.* **Ruyseh's uterine m's.** See under *Ruyseh.* **serrated m's.** Broad m's having a toothed margin by means of which they have their origins or insertions. **short m's.** M's lying upon one segment only of a limb, and passing over only one joint. **simple m's.** M's having a single origin and insertion. **skeletal m.** A m. attached to or acting on the skeleton. **smooth m's.** See under *m.* **striated m's, striped m's.** See under *m.* **subvertebral m's.** See *hyposkeletal m's.* **tailor's m.** See *sartorius.* **Treitz's m.** See under *Treitz.* **tricipital m's.** M's having their origins from three distinct points. **unstriated m's, unstriped m's.** See under *m.* **uterine m.** The muscular fibers of the uterus. **ventrolateral m's.** That group of m's of the trunk situated below a horizontal septum which, in the embryo, extends outward from the transverse processes of the vertebrae. **visceral m's.** The m's connected with the visceral skeleton. **voluntary m's.** M's that are under the direct control of the will. Most m's composed of striated muscular tissue are voluntary, while only a few of the unstriped m's are voluntary. See under *m.* See also *table of muscles.* [Lat., *musculus*, dim. of *mus* (Gr., *mys*), muscle.]

muscular (mus'ku-lar). 1. Pertaining to, distributed to, or resembling a muscle. 2. Characterized by well-developed muscles. [Lat., *muscularis*.]

muscularity (mus-ku-lar'it-e). 1. The condition of being muscular. 2. The contractile power or tone of a muscle.

musculature (mus'ku-la-tür). 1. The muscular system in general. 2. The muscular tissue of some special part, such as the esophagus.

musculin (mus'ku-lin). A protein of the muscle belonging to the class of the globulins.

musculo-. Combining form of Lat., *musculus*, muscle; used as a prefix to denote of, or pertaining to a muscle.

musculocutaneous (mus'ku-lo-ku-ta'ne-us). Pertaining to or connected with muscles and the integument.

musculomembranous (mus'ku-lo-mem'bra-nus). Partaking of the nature of muscle and of membrane.

musculophrenic (mus'ku-lo-fren'ik). Relating to or distributed to the muscular portion of the diaphragm.

musculospiral (mus'ku-lo-spi'ral). Pertaining to muscles and having a spiral direction; said of nerves.

musculus (mus'ku-lus). See *muscle. m. accessorius ad rectum.* An anomalous prolongation of the rectus abdominis muscle upward on the chest for a varying distance. **musculi alopeces.** The psoas muscles. **m. anomalus menti.** An anomalous muscular slip arising near the insertion of the levator menti, and inserted near the mental foramen. **m. bicornis.** The extensor carpi radialis. **m. biventer.** See *digastric muscle.* **musculi breves.** See *short muscles.* **m. broncho-esophageus.** A triangular bundle of fibers which arises from the posterior wall of the left bronchus and blends with the longitudinal fibers of the esophagus. **musculi cruris gemelli** (seu *geminii*). The two heads of the gastrocnemius. **musculi dentati.** See *serrated muscles.* **m. incisurae Santorini.** A very small muscle found rarely in the auditory canal, below and farther in than the tragus. **musculi pectinati.** Muscular ridges on the interior surface of the auricles of the heart, which serve to prevent overdistention of the auricles.

mush'room. Generally restricted to the *Agaricus campestris*, or common edible fungus. It is used as synonymous with fungus by some authors, or as distinguishing an edible fungus from a toadstool, a non-edible one. [Fr., *mousseran*.]

mu'sin. A proprietary preparation of tamarinds.

musk. A substance secreted from the preputial follicles of *Moschus moschiferus*. It is a stimulant and antispasmodic.

American m. The sacs of the m.-rat (*Fiber zibethicus*); used as a substitute for true m. **artificial m.** A preparation made by treating oil of amber with nitric acid for twenty-four hours, and washing with cold water. [U. S. Ph.] [Lat., *moschus*.]

must. Unfermented grape juice. [Lat., *mustum*, from *mustus*, new.]

must'ard. See *Sinapis*.

mutation (mu-ta'shun). Transformation, change. An abrupt change new to the stock, as supernumerary mammae or fingers. [Lat., *mutatio*, from *mutare*, to change.]

TABLE OF MUSCLES

NAME	ORIGIN	INSERTION	INNERVATION	ACTION
Abductor digiti quinti..... (Abductor minimi digiti).	Pisiform bone.	Inner side, 1st phalanx of little finger.	Ulnar.	Abducts little finger.
Abductor hallucis.....	Inner tubercle of os calcis.	Inner side, 1st phalanx of great toe.	Internal plantar.	Abduction of great toe.
Abductor pollicis brevis.....	Ridge of trapezium and anterior angular ligament.	Outer side of 1st phalanx of thumb.	Median.	Abducts thumb.
Abductor pollicis longus.....	Posterior surfaces of radius and ulna.	Outer side of base of 1st metacarpal bone.	Radial.	Abducts and assists in extending thumb.
Accelerator urinae..... Accessorius..... Adductor brevis.....	See <i>Bulbocavernosus</i> . See <i>Iliocostalis dorsi</i> . Superior ramus of pubis.	Upper part of linea aspera of femur.	Obturator.	Adducts thigh.
Adductor hallucis.....	Tarsal ends of three middle metatarsals. Front of pubes.	Base of first phalanx of great toe. Middle of linea aspera of femur.	External plantar. Obturator.	Adducts great toe. Adducts thigh.
Adductor magnus..... Adductor minimus.....	Rami of pubes and ischium. Upper portion of adductor magnus.	Linea aspera of femur. Space above linea aspera.	Obturator and sciatic.	Adducts thigh and rotates it outward.
Adductor obliquus hallucis... Adductor obliquus pollicis... Adductor pollicis.....	See <i>Adductor hallucis</i> . See <i>Adductor pollicis</i> . Third metacarpal.	Base of 1st phalanx of thumb.	Ulnar.	Adducts thumb.
Adductor transversus hallucis.	See <i>Adductor hallucis</i> .			
Amygdaloglossus.....	Pharyngeal aponeurosis over tonsil.	Glossopalatinus.		Lifts edge of tongue.
Anconeus.....	Back of external condyle of humerus.	Olecranon and posterior surface of ulna.	Radial.	Extends forearm.

TABLE OF MUSCLES—*Continued*

NAME	ORIGIN	INSERTION	INNERVATION	ACTION
Arrectores pili.....	Pars papillaris of skin.	Follicles of the hair.	Sympathetic.	Elevates hairs of skin.
Articularis genu.....	Lower anterior shaft of femur.	Synovial membrane of knee-joint.	Femoral.	Lifts capsule of knee-joint.
Aryteno-epiglottideus inferior	Arytenoid cartilage.	Epiglottis; anterior.	Recurrent laryngeal.	Compresses sacculus laryngis.
Aryteno-epiglottideus superior	Tip of arytenoid cartilage.	Aryteno-epiglottidean folds.	Recurrent laryngeal.	Narrows the opening of the larynx.
Arytenoideus.....	Base of arytenoid cartilage.	Apex of the other arytenoid cartilage.	Recurrent laryngeal.	Narrows rima glottidis.
Attollens aurem.....	See <i>Auricularis superior</i> .	Cartilage of auricle.	Facial.	Draws pinna of ear forward.
Auricularis anterior.....	Superficial temporal fascia.		Facial.	Draws back the pinna of ear.
Auricularis posterior.....	Mastoid process.	Root of auricle.	Facial.	Raises pinna of ear.
Auricularis superior.....	Galea aponeurotica.	Upper margin front of auricle.	Facial.	Flexes and supinates forearm.
Azygos uvulae.....	See <i>Uvulae</i> .	Bicipital tubercle of radius.	Musculocutaneous.	
Biceps brachii.....	{ Long—Glenoid cavity. Short—Coracoid process.			
Biceps femoris.....	{ Long—Tuberosity of ischium. Short—Outer lip of linea aspera.	Head of fibula.	{ Long head, tibial. Short head, peroneal. }	Flexes knee and rotates it outward.
Biventer cervicis.....	See <i>Spinialis capitis</i> .	Coronoid process of ulna.	Musculocutaneous and radial.	Flexes forearm. ✓
Brachialis.....	Lower half, shaft of humerus.	Front of base of styloid process of radius.	Radial.	Flexes forearm.
Brachioradialis.....	External supracondyloid ridge of humerus.	Orbicularis oris.	Facial.	Flattens cheek, retracts angle of mouth.
Buccinator.....	Buccinator ridge of mandible, alveolar process of maxilla, and pterygomandibular ligament.	Bulb, spongy and cavernous part of penis.	Perineal.	Ejects urine.
Bulbocavernosus.....	Central point of perineum.			

TABLE OF MUSCLES—Continued

NAME	ORIGIN	INSERTION	INNERVATION	ACTION
Caninus.....	Canine fossa of maxilla.	Orbicularis oris and skin at angle of mouth.	Facial.	Raises angle of mouth.
Cephalopharyngeus.....	See <i>Constrictor pharyngis superior</i> .			
Ceratocricoides.....	Portion of crico-arytenoides posterior inserted into thyroïd cartilage.			
Ceratopharyngeus.....	Part of the constrictor pharyngis medius arising from hyoid bone.			
Cervicalis ascendens.....	Angles of five upper ribs.	Fourth, fifth, and sixth cervical.	Branches of cervical.	Keeps neck erect.
Chondroglossus.....	Muscular fibers usually forming part of the hyoglossus.			
Chondropharyngeus.....	Part of the constrictor pharyngis medius arising from the lesser cornu of hyoid bone.			
Ciliaris.....	<ol style="list-style-type: none"> 1. Longitudinal (Brucke's) —junction of cornea and sclera. 2. Circular part (Müller's)—fibers forming a circle. 	<ol style="list-style-type: none"> 1. External layers of choroid. 2. Ciliary process. 	Ciliary.	Visual accommodation.
Cleido-epitrochlearis.....	The anterior portion of the deltoid, arising from the clavicle.			
Cleidomastoideus.....	Part of the sternocleidomastoid muscle passing between the clavicle and the mastoid process.			
Cleido-occipitalis.....	Part of the sternocleidomastoid muscle between the clavicle and the superior curved line of the occipital bone.			
Coccygeus.....	Ischial spine.	Coccyx.	3d and 4th sacral.	Supports coccyx and closes pelvic outlet.
Complexus.....	See <i>Semispinalis capitis</i> .			
Complexus minor.....	See <i>Longissimus capitis</i> .			

TABLE OF MUSCLES—Continued

NAME	ORIGIN	INSERTION	INNERVATION	ACTION
Compressor narium.....	Superior maxilla.	Aponeurosis over bridge of nose.	Facial.	Narrows nostril.
Constrictor pharyngis inferior.....	Thyroid and cricoid cartilages.	Posterior portion of wall of pharynx.	Pharyngeal plexus.	Contracts pharynx.
Constrictor pharyngis medius.	Stylohyoid ligament and cornua of the hyoid.	Middle of posterior wall of the pharynx.	Pharyngeal plexus.	Contracts pharynx.
Constrictor pharyngis superior.....	Internal pterygoid plate, pterygomandibular ligament, jaw, side of tongue.	Posterior wall of pharynx.	Pharyngeal plexus.	Contracts pharynx.
Constrictor urethrae.....	See <i>Sphincter urethrae membranacea</i> .			
Coracobrachialis.....	Coracoid process of scapula.	Inner shaft of humerus.	Musculocutaneous.	Raises arm.
Corrugator cutis ani.....	Submucous tissue, interior of anus.	Subcutaneous tissue on opposite side of anus.	Sympathetic.	Corrugates skin of anus.
Corrugator supercilii.....	Superciliary ridge.	Skin of eyebrow.	Facial.	Draws eyebrows down, wrinkles forehead vertically.
Cremaster.....	Middle of Poupert's ligament.	Cremasteric fascia and pubic bone.	Genitocrural.	Raises testicle.
Crico-arytenoideus lateralis..	Upper margin of arch of cricoid cartilage.	Muscular process of arytenoid.	Recurrent laryngeal.	Narrows glottis.
Crico-arytenoideus posterior.	Back of cricoid.	Muscular process of arytenoid.	Recurrent laryngeal.	Opens glottis.
Cricopharyngeus.....	Part of the constrictor pharyngis inferior arising from the cricoid cartilage.			
Cricothyroideus.....	Anterior surface of cricoid.	Thyroid cartilage.	Superior laryngeal.	Tightens vocal cords.
Crureus.....	See <i>Vastus intermedius</i> .			
Cucullaris.....	See <i>Trapezius</i> .			
Deltoides.....	Clavicle, acromion process, spine of scapula.	Shaft of humerus.	Subscapular.	Rotation of arm.

TABLE OF MUSCLES—Continued

NAME	ORIGIN	INSERTION	INNERVATION	ACTION
Depressor alae nasi.....	Incisor fossa of maxilla.	Ala and septum of nose.	Facial.	Contracts nostril.
Depressor anguli oris.....	See <i>Triangularis</i> .			
Depressor labii inferior.....	See <i>Quadratus labii inferioris</i> .			
Depressor septi.....	The septal insertion of the depressor alae nasi.			
Depressor urethrae.....	A band of fibers of the sphincter urethrae membranaceae passing over the urethra.			
Detrusor urinae.....	The external longitudinal layer of the muscular coat of the bladder.			
Diaphragma.....	Ensiiform cartilage, 7th to 12th ribs, arcuate ligaments and lumbar vertebrae.	Central tendon.	Phrenic.	Increases chest capacity.
Digastricus (anterior).....	Inferior maxillary, near symphysis.	Lower border of mandible.	By mylohyoid from third division of trigeminus.	Depresses jaw.
Digastricus (posterior).....	Digastric groove of the mastoid.	Lower border of mandible, by anterior belly.	Facial.	Helps to fix hyoid bone.
Dilator naris anterior.....	Alar cartilage.	Border of ala.	Facial.	Dilates nostril.
Dilator naris posterior.....	Nasal notch of superior maxilla.	Skin at the margin of nostril.	Facial.	Dilates nostril.
Ejaculator seminis.....	See <i>Bulbocavernosus</i> .			
Epicranius.....	The scalp muscle, of 2 bellies, the frontalis and the occipitalis and a central aponeurosis, the galea aponeurotica.			
Epitrochleo-anconeus.....	Back of the internal condyle of the humerus.	Inner side of the olecranon process.		
Erector clitoridis.....	See <i>Ischio cavernosus</i> .			
Erector penis.....	See <i>Ischio cavernosus</i> .			
Erector spinae.....	See <i>Sacrospinalis</i> .			
Extensor brevis digitorum.....	See <i>Extensor digitorum brevis</i> .			
Extensor brevis pollicis.....	See <i>Extensor pollicis brevis</i> .			
Extensor carpi radialis brevis.....	External condyloid ridge of humerus.	Base of third metacarpal bone.	Radial.	Extends and abducts wrist.

TABLE OF MUSCLES—Continued

NAME	ORIGIN	INSERTION	INNERVATION	ACTION
Extensor carpi radialis longus.	External condyloid ridge of humerus.	Base of second metacarpal bone.	Radial.	Extends and abducts wrist.
Extensor carpi ulnaris.....	External epicondyle of humerus.	Base of fifth metacarpal bone.	Radial.	Extends and abducts wrist.
Extensor coccygis.....	Last segment of the sacrum.	Tip of coccyx.	Sacral branches.	Extends coccyx.
Extensor communis digitorum.....	See <i>Extensor digitorum communis</i> .			
Extensor digiti quinti proprius.....	External condyle of the humerus.	Second and third phalanges.	Radial.	Extends little finger.
Extensor digitorum brevis....	Dorsal surface of os calcis.	First phalanx of great toe and tendons of extensor longus.	Deep peroneal.	Extends toes.
Extensor digitorum communis.....	External epicondyle of humerus.	Second and third phalanges.	Radial.	Extends fingers.
Extensor digitorum longus....	External tuberosity of tibia and shaft of fibula.	Second and third phalanges of toes.	Peroneal.	Extends toes.
Extensor hallucis longus.....	Front of tibia and interosseous membrane.	Terminal phalanx of great toe.	Anterior tibial.	Extends great toe.
Extensor indicis proprius.....	Dorsal surface of ulna.	First phalanx of index finger.	Radial.	Extends forefinger.
Extensor longus digitorum....	See <i>Extensor digitorum longus</i> .			
Extensor longus pollicis.....	See <i>Extensor pollicis longus</i> .			
Extensor minimi digiti.....	See <i>Extensor digiti quinti proprius</i> .			
Extensor pollicis brevis.....	Dorsal surface of radius.	First phalanx of thumb.	Radial.	Extends and abducts terminal phalanx of thumb.
Extensor pollicis longus.....	Posterior surface of ulna.	Second phalanx of thumb.	Radial.	Extends terminal phalanx of thumb.
Flexor accessorius digitorum.	See <i>Quadratus plantae</i> .			
Flexor brevis digitorum.....	See <i>Flexor digitorum brevis</i> .			

TABLE OF MUSCLES—Continued

NAME	ORIGIN	INSERTION	INNERVATION	ACTION
Flexor brevis minimi digiti.	See <i>Flexor digiti quinti brevis</i> .	Second and third metacarpal bones.	Median.	Flexes and abducts wrist.
Flexor carpi radialis	Internal condyle of humerus.	Pisiform bone.	Ulnar.	Flexes and adducts wrist.
Flexor carpi ulnaris	1. Internal condyle of humerus. 2. Olecranon and posterior border of ulna.			
Flexor digiti quinti brevis.	Ulnar bone.	First phalanx of little finger.	Ulnar.	Flexes first phalanx of little finger.
Flexor digitorum brevis	Os calcis and plantar fascia.	Second phalanges of lesser toes.	Internal plantar.	Flexes toes.
Flexor digitorum longus	Posterior surface of tibia.	Terminal phalanges of four outer toes.	Tibial.	Flexes phalanges and extends toes.
Flexor digitorum profundus.	Upper third of ulna.	Base of terminal phalanges of fingers by four tendons.	Ulnar and median.	Flexes terminal phalanges of fingers.
Flexor digitorum sublimis.	1. Internal condyle of humerus. 2. Coronoid process. 3. Outer border of radius.	By four tendons to second phalanx of each finger.	Median.	Flexes middle phalanges of the fingers.
Flexor hallucis brevis	Inner surface of cuboid and external cuneiform bones.	By tendons into first phalanx of great toe.	Internal and external plantar.	Flexes great toe.
Flexor hallucis longus	Lower two-thirds of shaft of fibula.	Ungual phalanx of great toe.	Tibial.	Flexes great toe.
Flexor longus digitorum	See <i>Flexor digitorum longus</i> .			
Flexor longus hallucis	See <i>Flexor hallucis longus</i> .			
Flexor longus pollicis	See <i>Flexor pollicis longus</i> .			
Flexor ossis metacarpi pollicis	See <i>Opponens pollicis</i> .			
Flexor pollicis longus	Middle third of radius.	Terminal phalanx of thumb.	Median.	Flexes last phalanx of thumb.
Flexor profundus digitorum.	See <i>Flexor digitorum profundus</i> .			
Flexor sublimis digitorum.	See <i>Flexor digitorum sublimis</i> .			
Frontalis	Frontal bone.	Galea aponeurotica.	Facial.	Wrinkles scalp and forehead.
Gastrocnemius	External and internal condyles of the femur.	By tendo Achillis into os calcis.	Tibial	Flexes foot.
Gemellus inferior	Tuberosity of ischium.	Great trochanter.	Sacral.	Rotates thigh.
Gemellus superior	Ischial spine.	Great trochanter.	Sacral.	Rotates thigh.

TABLE OF MUSCLES—Continued

NAME	ORIGIN	INSERTION	INNERVATION	ACTION
Genioglossus.....	Superior genial tubercle of inferior maxilla.	Hyoid and bottom of tongue.	Hypoglossal.	Protrudes and retracts tongue.
Geniohyoideus.....	Inferior genial tubercle of inferior maxilla.	Hyoid.	Hypoglossal.	Elevates and advances hyoid, or depresses jaw.
Glossopalatinus.....	Under surface of soft palate.	Side of tongue.	Pharyngeal plexus.	Raises back of tongue and constricts fauces.
Glossopharyngeus.....	Part of constrictor pharyngis superior arising from floor of the mouth.			
Gluteus maximus.....	Superior curved iliac line and crest, coccyx and sacrum.	Fascia lata and femur below great trochanter.	Inferior gluteal.	Extends thigh.
Gluteus medius.....	Ilium between superior and middle curved lines.	Outer surface of great trochanter.		Abducts and rotates thigh.
Gluteus minimus.....	Ilium between middle and inferior curved lines.	Great trochanter of femur.	Superior gluteal.	Abducts thigh.
Gracilis.....	Pubis near symphysis.	Tibia below inner tuberosity.	Obturator.	Flexes and abducts leg.
Helicis major (et minor).....	Tubercle on helix.	Rim of helix.		
Hyoglossus.....	Hyoid bone.	Side of tongue.	Auriculotemporal and posterior auricular.	Depresses side of tongue.
Hyopharyngeus.....	See <i>Constrictor pharyngis medius</i> .		Hypoglossal.	
Iliacus.....	Margin of iliac fossa.	Lesser trochanter.	Lumbar plexus.	Flexes and rotates thigh.
Iliocostalis.....	The outer division of sacrospinalis.			
Iliocostalis cervicis.....	Angle of middle and upper ribs.	Middle cervical vertebrae.	Branches of cervical.	Extends cervical spine.
Iliocostalis dorsi.....	Angles of 12th to 7th ribs.	Sixth to first ribs and seventh cervical vertebra.	Branches of dorsal.	Keeps spine erect.
Iliocostalis lumborum.....	With sacrospinalis.	Angles of 5th to 12th ribs.	Branches of dorsal and lumbar.	Extends lumbar spine.
Infracostalis.....	See <i>Subcostalis</i> .			
Infraspinatus.....	Infraspinous fossa of scapula.	Great tuberosity of humerus.	Suprascapular.	Rotates arm backward and outward.

TABLE OF MUSCLES—Continued

NAME	ORIGIN	INSERTION	INNERVATION	ACTION
Intercostalis externus.....	Lower border of rib.	Upper border of rib below.	Intercostal.	Expands chest.
Intercostalis internus.....	Lower border of rib.	Upper border of rib below.	Intercostal.	Expands chest.
Interosseus dorsalis manus.....	Sides of metacarpal bones.	First phalanges.	Ulnar.	Abduct and adduct fingers.
Interosseus dorsalis pedis (four muscles).....	Shafts of adjacent metatarsal bones.	First phalanges of lesser toes.	External plantar.	Adducts 2nd toe. Abducts 2nd, 3d, and 4th toes.
Interosseus plantaris (three muscles).....	Third, fourth and fifth metatarsal bones.	First phalanx of same toes.	External plantar.	Adducts three outer toes.
Interosseus volaris (three).....	1. Ulnar side of second metacarpal. 2, 3. Radial sides of fourth and fifth metacarpals.	1. Ulnar side of index finger. 2, 3. Radial sides of ring and little fingers.	Ulnar.	Adducts index finger. Abducts ring and little fingers.
Interspinalis (series).....	Spine of one vertebra.	Spine of vertebra above.	Posterior branches of spinal.	Extend vertebral column.
Intertransversarius.....	Between the transverse processes of contiguous vertebrae.		Posterior branches of spinal.	Support and extend vertebral column.
Ischiocavernosus.....	Tuberosity of ischium and great sacrosacrotic ligament.	Corpus cavernosum penis (or clitoridis).	Perineal.	Maintains erection of penis (or clitoris).
Ischiococcygeus.....	See <i>Coccygeus</i> .			
Keratocricoid.....	See <i>Ceratohericoideus</i> .			
Keratopharyngeus.....	See <i>Ceratopharyngeus</i> .			
Latissimus colli.....	See <i>Platysma</i> .			
Latissimus dorsi.....	Lower thoracic and lumbar vertebrae, sacrum and iliac crest.	Bicipital groove of humerus.	Brachial plexus.	Adducts and rotates arm.
Levator anguli oris.....	See <i>Caninus</i> .			
Levator anguli scapulae.....	See <i>Levator scapulae</i> .			
Levator ani.....	Pubis, pelvic fascia and ischial spine.	Rectum, coccyx and fibrous raphe.	Pubic and sacral.	Supports rectum.
Levator costae.....	Last cervical and eleven thoracic vertebrae.	Into rib next below.	Intercostal.	Raise ribs.

TABLE OF MUSCLES—Continued

NAME	ORIGIN	INSERTION	INNERVATION	ACTION
Levator labii inferioris.	See <i>Mentalis</i> .	Upper lip.	Facial.	Elevates lip.
Levator labii superioris.	Maxilla below infra-orbital foramen.	Alar cartilage and upper lip.	Facial.	Elevates lip and dilates nostril.
Levator labii superioris alaeque nasi.	Nasal process of maxilla.	Tarsal plate of the upper eyelid.	Oculomotorius.	Raises upper eyelid.
Levator palpebrae superioris.	Lesser wing of sphenoid.	Superior angle of scapula.	Dorsal scapular from bronchial plexus.	Raises posterior angle of scapula.
Levator scapulae.	Transverse processes of 4 upper cervical vertebrae.	Aponeurosis of soft palate.	Pharyngeal plexus.	Raises soft palate.
Levator veli palatini.	Petrous portion of temporal bone.	Mastoid process.	Branches of cervical.	Keeps head erect.
Longissimus capitis.	Upper thoracic and lower and middle cervical vertebrae.	Middle and upper cervical vertebrae.	Lower cervical and upper dorsal.	Extends cervical spine.
Longissimus cervicis.	Upper thoracic vertebrae.	Ribs and upper lumbar and thoracic vertebrae.	Dorsal and lumbar.	Extends spinal column.
Longissimus dorsi.	Lower thoracic vertebrae.	Occipital bone, basilar process.	Cervical.	Twists or bends neck.
Longitudinalis inferior.	Intrinsic muscles of the tongue.			
Longitudinalis superior.	Transverse processes of 3d to 6th cervical vertebrae.			
Longus capitis.				
Longus colli:				
1. Upper oblique.	1. Transverse processes, 3d to 5th cervical vertebrae.	1. Anterior tubercle of atlas.	Anterior branches of cervical.	Twists and bends neck forward.
2. Lower oblique.	2. Bodies of 1st to 3d thoracic vertebrae.	2. Transverse processes of 5th and 6th cervical vertebrae.		
3. Vertical.	3. Bodies of 3d thoracic to 5th cervical vertebrae.	3. Bodies of 2nd to 4th cervical vertebrae.		
Lumbricalis manus (four).	Tendons of flexor digitorum.	First phalanx and extensor tendon.	Median and ulnar.	Flex first, extend 2nd and 3d phalanges.
Lumbricalis pedis (four).	Tendons of flexor longus.	Phalanx of four outer toes.	External and internal plantar.	Flex first, extend 2nd and 3d phalanges.

TABLE OF MUSCLES—Continued

NAME	ORIGIN	INSERTION	INNERVATION	ACTION
Masseter	Zygomatic arch.	Ramus and coronoid process of mandible.	Third division of trigemini- nus. Facial. Posterior spinal branches.	Closes jaw. Wrinkles skin of chin. Rotates vertebral column.
Mentalis	Inner fossa of mandible.	Skin of chin.		
Multifidus	Sacrum, iliac spine, lumbar and cervical vertebrae and dorsal.	Laminae and spines of next four vertebrae above.		
Mylohyoideus	Mylohyoid line of mandible.	Body of hyoid and raphe.	Mylohyoid from 3d division of trigemini- nus.	Elevates hyoid; elevates floor of mouth.
Mylopharyngeus	Portion of constrictor pharyngis.			
Obliquus auriculæ	Conch of the ear.	Fossa of antihelix.	Auricular and temporal.	Rotates head.
Obliquus capitis inferior	Spine of axis.	Transverse process of the atlas.	Suboccipital.	Rotates head.
Obliquus capitis superior	Transverse process of the atlas.	Occipital bone.	Suboccipital.	Rotates head.
Obliquus externus abdominis	Fifth to twelfth ribs.	Iliac crest, Poupart's ligament, sheath of the rectus.	Lower thoracic.	Contracts abdomen.
Obliquus internus abdominis	Iliac crest, Poupart's ligament and lumbar fascia.	Four lower ribs, linea alba and pubic crest.	Lower thoracic.	Compresses viscera, bends thorax forward.
Obliquus superior	Above optic foramen.	By a tendon through the trochlea to the sclerotic.	Trochlear nerve.	Rotates eyeball down and outward.
Obturator externus	Thyroid foramen and obturator membrane.	Digital fossa of great trochanter.	Obturator.	Rotates thigh outward.
Obturator internus	Thyroid foramen and obturator membrane.	Inner surface of great trochanter.	Sacral.	Rotates thigh outward.
Occipitalis	Superior curved line of occipital bone.	Galea aponeurotica.	Facial.	Pulls scalp backward.
Occipitofrontalis	See <i>Epiptoranius</i> .			
Omohyoideus	Upper border of scapula.	Hyoid bone.	Upper cervical through ansa hypoglossi.	Depresses hyoid.
Opponens digiti quinti	Unciform bone.	Fifth metacarpal bone.	Ulnar.	Flexes little finger and ulnar side of hand.

TABLE OF MUSCLES—Continued

NAME	ORIGIN	INSERTION	INNERVATION	ACTION
Opponens pollicis.....	Trapezium and annular ligament.	First metacarpal bone.	Median.	Flexes thumb.
Orbicularis oculi:				
1. Pars orbitalis.....	1. Frontal processes of maxilla and frontal bone.	1. Encircles aperture of orbit, to origin.	} Facial.	} Wrinkles forehead vertically, compresses lacrimal sac.
2. Pars palpebralis.....	2. Inner canthus.	2. Outer canthus.		
3. Pars lacrimalis.....	3. Lacrimal bone.	3. Crosses palpebral sac to join palpebral portion.		
Orbicularis oris.....	Nasal septum, lower jaw, by fibers.	Surround mouth.	Facial.	Closes mouth.
Orbicularis palpebrarum.....	See <i>Orbicularis oculi</i> .			
Orbitalis.....	A rudimentary muscle crossing	the infra-orbital groove and		the supra-orbital fissure, united with periosteum of the orbit.
Palatoglossus.....	See <i>Glossopalatinus</i> .			
Palatopungens.....	See <i>Tensor veli palatini</i> .			
Palmaris brevis.....	Central portion of palmar aponeurosis.	Skin of ulnar side of hand.	Ulnar.	Wrinkles skin on inner side of hand.
Palmaris longus.....	Internal condyle of humerus.	Annular ligament and palmar fascia.	Median.	Tightens palmar fascia.
Pectinatus.....	Projecting from inner walls of Crest of pubis.	the auricles of the heart.		
Pectineus.....		Pectineal line of femur.	Obturator and femoral.	Flexes thigh.
Pectoralis major.....	Sternum, clavicle, and cartilages of 1st to 6th ribs.	Bicipital ridge of humerus.	Anterior thoracic.	Adducts and rotates arm.
Pectoralis minor.....	Third to fifth ribs.	Coracoid process of scapula.	Anterior thoracic.	Draws down scapula, raises ribs.
Peroneus brevis.....	Lower part of fibula.	Fifth metatarsal.	Peroneal.	Abducts foot.
Peroneus longus.....	Upper fibula and external condyle of tibia.	By tendon to internal cuneiform and first metatarsal.	Peroneal.	Extends and everts foot.
Peroneus tertius.....	Lower part of fibula.	Fifth metatarsal bone.	Deep branch of peroneal.	Flexes tarsus.

TABLE OF MUSCLES—Continued

NAME	ORIGIN	INSERTION	INNERVATION	ACTION
Pharyngopalatinus.....	Soft palate.	Thyroid cartilage and aponeurosis of pharynx.	Pharyngeal plexus.	Narrows fauces.
Piriformis.....	Anterior sacral foramina and great sacrosciatic notch of ilium.	Great trochanter.	Sciatic plexus.	Rotates thigh outward.
Plantaris.....	External supracondyloid ridge of femur.	Inner margin of tendo Achillis and internal annular ligament of ankle.	Tibial.	Extends foot.
Platysma.....	Clavicle, acromion and fascia.	Lower border of mandible, risorius and opposite platysma.	Cervical branch of facial.	Wrinkles skin of neck and upper chest.
Pleuro-oesophageus.....	Mediastinal pleura.			Reinforces muscles of esophagus.
Popliteus.....	External condyle of femur.	Posterior surface of tibia.	Tibial.	Flexes and rotates leg.
Popliteus minor.....	Popliteal space of femur.	Posterior ligament of knee-joint.	Tibial.	Raises posterior ligament in flexion of knee.
Procerus.....	Bridge of nose.	Frontalis.	Facial.	Assists frontalis.
Pronator quadratus.....	Lower fourth of ulna.	Lower fourth of radius.	Volar interosseous.	Pronates forearm.
Pronator teres.....	1. Internal condyle of humerus. 2. Coronoid process of ulna.	Outer side of shaft of radius.	Median.	Pronates forearm.
Psoas major.....	Bodies of vertebrae and intervertebral disks, 12th thoracic to 5th lumbar and transverse processes of lumbar vertebrae, 12th thoracic and 1st lumbar vertebrae.	Lesser trochanter of femur.	Lumbar plexus.	Flexes thigh.
Psoas minor.....		Iliopectineal eminence and iliac fascia.	Lumbar plexus.	Makes iliac fascia tense.
Pterygoideus externus.....	1. Outer plate of pterygoid, palatine bone, tuberosity of maxilla. 2. Great wing of the sphenoid.	Pterygoid fossa of head of mandible and interarticular fibrocartilage.	External pterygoid from trigeminus.	Brings jaw forward.
Pterygoideus internus.....	Pterygoid fossa of sphenoid and tuberosity of maxilla.	Inner surface of angle of jaw.	Internal pterygoid from trigeminus.	Closes jaw.

TABLE OF MUSCLES—Continued

NAME	ORIGIN	INSERTION	INNERVATION	ACTION
Pterygopharyngeus.....	Portion of constrictor pharyngeus superior.			
Pubococcygeus.....	Fibers of levator ani arising from inferior ramus of pubis.			
Pubovesicalis.....	Lower part of the back of the symphysis pubis.	Linea alba.	Iliohypogastric.	Tightens linea alba.
Pyramidalis.....	Crest of pubis.			
Pyramidalis nasi.....	See <i>Procerus</i> .			
Pyiformis.....	See <i>Piriformis</i> .			
Quadratus femoris.....	Tuberosity of ischium.	Intertrochanteric ridge.	Sciatic.	Rotates thigh outward.
Quadratus labii inferioris.....	Lower border of mandible.	Skin of lower lip.	Facial.	Depresses lower lip.
Quadratus labii superioris.....	Three muscles: 1. See <i>Levator labii superioris alaeque nasi</i> . 2. See <i>Levator labii superioris</i> . 3. See <i>Zygomaticus minor</i> .			
Quadratus lumborum.....	Iliac crest, ilio-lumbar ligament and lower lumbar vertebrae.	Twelfth rib and upper lumbar vertebrae.	Upper lumbar.	Flexes trunk laterally.
Quadratus plantae.....	Inferior surface of os calcis.	Tendons of flexor digitorum longus.	External plantar.	Assists long flexor.
Quadriceps femoris.....	By four heads—rectus femoris, vastus lateralis, vastus intermedius and vastus medialis.	Patella and tuberosity of tibia.	Femoral.	Extends leg.
Radialis externus.....	See <i>Extensor carpi radialis</i> .			
Radialis internus.....	See <i>Flexor carpi radialis</i> .			
Rectococcygeus.....	Second and third coccygeal segments.	Posterior surface of rectum.		
Rectus abdominis.....	Pubis.	Cartilages of 5th to 7th ribs.	Branches of lower thoracic.	Diminishes capacity of abdomen.
Rectus capitis anterior.....	Base of atlas.	Occipital bone.	1st and 2nd cervical.	Turns and inclines head.
Rectus capitis anticus major.	See <i>Longus capitis</i> .			

TABLE OF MUSCLES—Continued

NAME	ORIGIN	INSERTION	INNERVATION	ACTION
Rectus capitis lateralis.	Transverse process of atlas.	Jugular process of occipital bone.	Suboccipital.	Inclines head to one side.
Rectus capitis posterior major.	Spine of axis.	Inferior curved line of occipital bone.	Suboccipital.	Rotates and draws head backward.
Rectus capitis posterior minor.	Posterior tubercle of atlas.	Inferior curved line of occipital bone.	Suboccipital.	Rotates and draws head backward.
Rectus femoris.	Iliac spine, upper margin of acetabulum.	Common tendon of quadriceps femoris.	Oculomotorius.	Rotates eyeball downward.
Rectus inferior.	Lower margin of optic foramen.	Sclerotic coat of eye.		
Rectus lateralis.	Outer margin of optic foramen.	Sclerotic.	Abducens.	Turns eyeball outward.
Rectus medialis.	Inner margin of optic foramen.	Sclerotic.	Oculomotorius.	Moves eyeball inward.
Rectus superior.	Upper margin of optic foramen.	Sclerotic.	Oculomotorius.	Moves eyeball upward.
Retrahens aurem.	See <i>Auricularis posterior</i> .	Atlas.		
Rhomboidaeus major.	Cervical and thoracic vertebrae. Spinous processes of first four thoracic vertebrae.	Vertebral border of scapula below spine.	Dorsal scapular brachial plexus.	Elevates scapula.
Rhomboidaeus minor.	Spinous processes of 6th and 7th cervical vertebrae.	Vertebral border of scapula above spine.	Dorsal scapular brachial plexus.	Elevates scapula.
Risorius.	Platysma and fascia of masseter.	Angle of mouth.	Facial.	Draws out angle of mouth.
Rotator spinae.	Transverse processes of 2nd to 12th dorsal vertebrae.	Lamina of next dorsal above.	Posterior branches of spinal.	Rotates vertebral column.
Sacrocoxygeus posticus.	See <i>Extensor coccygis</i> .			
Sacrolumbalis.	See <i>Iliocostalis lumborum</i> .			
Sacrospinalis.	Sacrum, lumbar vertebrae and crest of ilium.	Iliocostalis and longissimus dorsi muscles.	Posterior branches of spinal nerves.	Extends vertebral column.
Sartorius.	Anterior superior spine of ilium.	Tuberosity of tibia.	Femoral.	Flexes and crosses legs.
Scalenus anterior.	Transverse processes of 3d to 6th cervical vertebrae.	Tubercle of first rib.	Cervical plexus.	Raises first rib.
Scalenus medius.	Transverse processes of 2d to 6th cervical vertebrae.	First rib.	Cervical plexus.	Raises first rib.
Scalenus posterior.	Transverse processes of 4th to 6th cervical vertebrae.	Second rib.	Cervical and brachial plexus.	Raises second rib.

TABLE OF MUSCLES—Continued

NAME	ORIGIN	INSERTION	INNERVATION	ACTION
Semimembranosus.....	Tuberosity of ischium. Transverse processes upper 5 thoracic and lower 4 cer- vical vertebrae.	Inner tuberosity of tibia. Occipital bone between su- perior and inferior curved lines.	Tibial. Suboccipital and branches of cervical.	Flexes and rotates leg. Rotates head and draws it backward.
Semispinalis capitis.....				
Semispinalis cervicis.....	Transverse processes of 2nd to 5th cervical vertebrae.	Spines of 2nd to 5th cervical.	Cervical branches.	Erects cervical spine.
Semispinalis dorsi.....	Transverse processes of 5th to 11th thoracic vertebrae.	Spines of first four thoracic and 6th and 7th cervical vertebrae.	Cervical branches.	Erects vertebral column.
Semitendinosus.....	Ischial tuberosity.	Shaft of tibia below internal tuberosity.	Tibial.	Flexes and rotates leg.
Serratus anterior.....	Upper 8 or 9 ribs.	Superior and inferior angles and border of scapula.	Posterior thoracic.	Moves scapula, elevates ribs.
Serratus posterior inferior....	Spines of two lower thoracic and two upper lumbar vertebrae.	Last 4 ribs.	Intercostal.	Draws ribs backward and downward.
Serratus posterior superior....	Spines of two lower cervical and two upper thoracic vertebrae.	Angles of 2nd to 5th ribs.	Intercostal.	
Solens.....	Upper shaft of fibula and oblique line of tibia.	By tendo Achillis to os calcis.	Tibial.	Extends foot.
Sphenosalphingostaphylinus....	See <i>Tensor veli palatini</i> .			
Sphincter ani externus.....	Ring of muscular fibers sur- rounding the anus.	Coccyx and central point of perineum.	Hemorrhoidal.	Closes anus.
Sphincter ani internus.....	Muscular ring. Thickening of rectal fibers above anal canal.		Hemorrhoidal.	Contracts rectum.
Sphincter urethrae membran- aceae.....	Ramus of pubis.	Behind and in front of urethra.	Pubic.	Constricts membranous urethra.
Sphincter vaginae.....	See <i>Bulbocavernosus</i> .			
Spinalis capitis.....	Spines of upper thoracic and lower cervical vertebrae.	Blends with and forms a part of semispinalis capitis.		
Spinalis cervicis.....	Spines of 6th and 7th cervical.	Third and fourth cervical spines.	Cervical branches.	Extends cervical spine.
Spinalis dorsi.....	Spines of upper lumbar and two lower thoracic vertebrae.	Spines of middle and upper thoracic vertebrae.	Dorsal branches.	Erects spinal column.

TABLE OF MUSCLES—Continued

NAME	ORIGIN	INSERTION	INNERVATION	ACTION
Splenius capitis.	Spines of last 4 cervical and first 3 thoracic vertebrae.	Superior curved line of occipital.	Cervical.	Rotates head.
Splenius cervicis.	Spines of 3d to 5th cervical vertebrae.	Transverse processes of 1st and 2nd cervical vertebrae.	Cervical.	Rotates head.
Stapedius.	Under surface of pyramid.	Neck of stapes.	Facial.	Depresses base of stapes.
Staphylinus externus.	See <i>Tensor veli palatini</i> .			
Staphylinus internus.	See <i>Levator veli palatini</i> .			
Staphylinus medius.	See <i>Uvulae</i> .			
Sternocleidavicularis.	Sternum.	Clavicle internally to the subclavius.		
Sternocleidomastoideus.	By two heads from sternum and clavicle.	Mastoid process.	Spinal accessory.	Rotates and depresses head.
Sternohyoideus.	Sternum and first costal cartilage.	Hyooid bone.	Upper cervical through ansa hypoglossi.	
Sternomastoideus.	See <i>Sternocleidomastoideus</i> .			
Sternohyoideus.	Sternum and 1st or 2nd costal cartilage.	Side of thyroid cartilage.	Hypoglossal.	Depresses larynx.
Styloglossus.	Styloid process.	Side of tongue.	Hypoglossal.	Retracts and elevates tongue.
Stylohyoideus.	Styloid process.	Hyooid bone.		Fixes hyoid.
Stylopharyngeus.	Styloid process.	Thyroid cartilage and wall of pharynx.	Glossopharyngeal.	Elevates pharynx.
Subanconeus.	Lower end of humerus.	Posterior ligament of elbow-joint.	Radial.	Tightens posterior ligament.
Subclavius.	First costal cartilage.	Acromial end of clavicle.	Subclavian from brachial plexus.	Draws down clavicle.
Subcostalis.	One of a number of inconstant muscles of same direction as intercostalis internus.			
Subcrureus.	See <i>Articularis genu</i> .			
Subcutaneus colli.	See <i>Platysma</i> .			
Subscapularis.	Subscapular fossa.	Lesser tuberosity of humerus.	Subscapular from 5th and 6th cervical.	Rotates arm inward.

TABLE OF MUSCLES—Continued

NAME	ORIGIN	INSERTION	INNERVATION	ACTION
Supinator	External condyle of humerus and oblique line of ulna. See <i>Brachioradialis</i> .	Outer surface of radius.	Radial.	Supinates forearm.
Supinator longus	An anomalous muscle from upper edge of manubrium sterni	between the spinal processes of	to upper surface of clavicle.	
Supraclavicularis	One of a number of bands between the spinal processes of	Great tuberosity of humerus.	Suprascapular from 5th and 6th cervical.	Raises arm.
Supraspinalis	Supraspinous fossa.			
Supraspinatus				
Temporalis	Temporal fossa.	Coronoid process of mandible.	Trigeminal branches.	Closes jaw.
Tensor fasciae latae	Dorsum of ilium.	Iliotibial of fascia lata.	Superior gluteal.	Makes fascia lata tense.
Tensor palati	See <i>Tensor veli palatini</i> .			
Tensor tarsi	Part of orbicularis oculi.			
Tensor tympani	Eustachian tube and temporal bone.	Handle of malleus.	Otic ganglion.	Makes tympanum tense.
Tensor veli palati	Sphenoid, pterygoid process, and eustachian tube.	Posterior border of hard palate and aponeurosis of soft palate.	Otic ganglion.	Stretches soft palate.
Teres major	Axillary border of scapula.	Bicipital groove of humerus.	Subscapular.	Draws arm down and back.
Teres minor	Axillary border of scapula.	Great tuberosity of humerus.	Fifth and 6th cervical.	
Tetragonus	See <i>Platysma</i> .			
Thyro-arytenoideus	Thyroid cartilage.	Arytenoid.	Recurrent laryngeal.	Relaxes vocal cord.
Thyro-arytenoideus internus	See <i>Vocalis</i> .	Epiglottis.	Recurrent laryngeal.	Depresses epiglottis.
Thyro-epiglotticus	Fibers of the thyro-arytenoideus.			
Thyrohyoideus	Thyroid cartilage.	Hyoid bone.	Hypoglossal.	Elevates larynx.
Thyropharyngeus	Part of constrictor pharyngis.			
Tibialis anterior	Upper tibia, interosseous membrane and intermuscular septum.	Internal cuneiform and first metatarsal.	Peroneal.	Elevates and flexes foot.

TABLE OF MUSCLES—Continued

NAME	ORIGIN	INSERTION	INNERVATION	ACTION
Tibialis gracilis.....	See <i>Plantaris</i> .	Tuberosity of scaphoid, 2nd to 4th metatarsal, internal cuneiform.	Tibial.	Extends tarsus and inverts foot.
Tibialis posterior.....	See <i>Quadratus plantae</i> . Band of unstriated fibers connecting tracheal rings. See <i>Longissimus capitis</i> .			
Tibio-accessorius.....	Tragus.	Tragus.	Auricular and temporal.	
Trachealis.....	See <i>Longissimus capitis</i> . See <i>Longissimus cervicis</i> .			
Trachelomastoideus.....	Lumbar fascia, 7th to 12th costal cartilages, Poupart's ligament, and iliac crest. Band of fibers on cranial surface of auricle.	Xiphoid cartilage, linea alba, pubic crest and iliopectineal line.	Lower thoracic.	Compresses abdomen, bends thorax.
Tragicus.....				
Transversalis capitis.....				
Transversalis cervicis.....				
Transversus abdominis.....				
Transversus auriculæ.....				
Transversus linguae.....	A muscle of tongue which arises from septum toward sides and dorsum. Fibers of the triangularis.			
Transversus menti.....				
Transversus perinei profundus.....	Ramus of ischium.	Central tendon.	Pudic.	Assists compressor urethrae.
Transversus perinei superficialis.....	Ramus of ischium.	Central point of perineum.	Pudic.	Draws back central portion of perineum.
Transversus thoracis.....	Xiphoid cartilage and sternum.	Costal cartilages, 2nd to 6th ribs.	Intercostal.	Narrows chest.
Trapezius.....	Superior curved line of occipital, spinous processes of last cervical and all dorsal vertebrae.	Clavicle, acromion process and base of the spine of scapula.	Spinal accessory and cervical plexus.	Draws head backward or to one side.

TABLE OF MUSCLES—Continued

NAME	ORIGIN	INSERTION	INNERVATION	ACTION
Triangularis.....	Lower border of jaw.	Lower lip near angle of mouth.	Facial.	Pulls down corners of mouth.
Triangularis labii superior.....	See <i>Caninus</i> .			
Triangularis sterni.....	See <i>Transversus thoracis</i> .			
Triceps brachii.....	Long head from axillary border of scapula. Outer head from posterior surface of humerus below great tubercle. Inner head from humerus below radial groove.	Olecranon process of ulna.	Radial.	Extends forearm.
Trochlearis.....	See <i>Obliquus superior</i> .			
Ulnaris externus.....	See <i>Extensor carpi ulnaris</i> .			
Ulnaris internus.....	See <i>Flexor carpi ulnaris</i> .			
Uvulae.....	Posterior nasal spine.	Forms uvula.	Pharyngeal plexus.	Raises uvula.
Vastus externus.....	See <i>Vastus lateralis</i> .			
Vastus intermedius.....	Shaft of femur.	Common tendon of quadriceps femoris.		
Vastus internus.....	See <i>Vastus medialis</i> .			
Vastus lateralis.....	Linea aspera to great trochanter.	Common tendon of quadriceps femoris.		
Vastus medialis.....	Inner lip of linea aspera.	Common tendon of quadriceps femoris.		
Vocalis.....	Depression of thyroid cartilage.	Vocal process of arytenoid.	Recurrent laryngeal.	Shortens and relaxes vocal cords.
Zygomatius.....	Malar bone.	Angle of mouth.	Facial.	Elevates upper lip.
Zygomatius minor.....	Under surface of malar bone.	Angle of mouth.	Facial.	Elevates upper lip.

mutilation (mu-til-a'shun). The action of depriving of a limb or the use of a limb; excising, maiming; rendering imperfect. [Lat., *mutilatio*, noun of action, from *mutilare*, to injure, to destroy.]

muto-. Probably combining form of Lat., *mutare*, to change; used as a prefix to denote change.

mutualism (mu'tu-al-ism). That form of symbiosis in which one or both of the symbionts obtain some advantage from the association without injury to the other.

myalgia (mi-al'je-ah). Tenderness or pain in one or more muscles, generally neuralgic in nature, but sometimes inflammatory or due to strain. It is attended with cutaneous hyperesthesia. **m. rheumatica**. Muscular rheumatism. [Gr., *mys*, a muscle, + *algos*, pain.]

myasis (mi-as'is). See *myiasis*.

myasthenia (mi-as-the'ne-ah). Muscular weakness. **m. pseudoparalytica**. Muscular weakness simulating paralysis, but wholly due to the myasthenia. Also called *asthenic bulbar paralysis*. [Gr., *mys*, a muscle, + *astheneia*, weakness.]

myatonia (mi-at-o'ne-ah). Loss or deficiency of muscular power. [Gr., *mys*, a muscle, + *a*, priv., + *tonos*, tone.]

mycellial (mi-se'le-al). Of, pertaining to, or having the characters of a mycelium.

mycelium (mi-se'le-um). The spawn or vegetative portion of a fungus, as distinguished from the reproductive portion; usually consisting of more or less distinct threads or hyphae. [Gr., *mykes*, fungus, + *eios*, nail.]

mycelioid (mi-se'li-oyd). A term used in descriptive bacteriology in referring to colonies with the radiate, filamentous appearance of molds.

myceto-, mycet-. Combining form of Gr., *mykes*, mushroom; used as a prefix to denote of, or pertaining to a fungus.

mycetogenesis (mi-se-to-jen'es-is). The production and development of fungi. [Gr., *mykes*, fungus, + *genesis*, generation.]

mycetogenic, mycetogenous (mi-set-o-jen'ik, mi-set-oj'en-us). Caused by fungus growths.

mycetoid (mi-se'toyd). Resembling a mushroom or fungus. [Gr., *mykes*, a fungus, + *eidos*, resemblance.]

mycetoma (mi-se-to'mah). Syn.: *Madura foot*, *fungus foot*. A tumor formed by the action of a fungus. [Gr., *mykes*, fungus, + *oma*, tumor.]

Mycetozoa (mi-se-to-zo'ah). A group of fungi which are ameboid and consist of a large confluent plasmodial mass. [Gr., *mykes*, fungus, + *zoon*, animal.]

myco-. Combining form of Gr., *mykes*, fungus; used as a prefix in the same way as myceto-, to denote of, or pertaining to fungus.

Mycobacterium (mi-ko-bak-te're-um). A genus of the bacteria, consisting of short rods, often bent, swollen and clavate, which at times show Y-shaped or true branching forms. According to the authorities on determinative bacteriology, this genus includes the organism of tuber-

culosis, of leprosy, and of diphtheria, as well as other bacteria.

mycoderma (mi-ko-der'mah). 1. An old term for a mucous membrane. 2. A genus of fungi. It occurs in the form of a membrane (also called a *m.*) on the surface of fermented liquids exposed to the atmosphere. **M. aceti**. Mother of vinegar; saccharomycete that causes acetous fermentation. **M. of beer**. Acetic skin; a smooth or finely wrinkled slimy thin membrane or scum composed of bacteria, forming on alcoholic liquids which contain few fruit acids, such as beer, or on vinegar to which wine has been added (Nägel). **M. plicae (polonicae)**. The *Trichophyton* of plica polonica. **M. saccharinum**, **M. vini**. Alcoholic ferments. See *Saccharomyces*. [Gr., *mykes*, mucus, + *derma*, skin.]

mycodesmoid (mi-ko-des'moyd). A fibrous degeneration, especially pronounced in the lungs in the horse, caused by *Micrococcus ascoformans*.

mycofibroma (mi-ko-fi-bro'mah). Same as *mycodesmoid*.

mycohemina, mycohemina (mi-ko-he'me-ah, mi-ko-he'min-ah). The presence of bacteria in the blood. [Gr., *mykes*, fungus, + *aima*, blood.]

mycoid (mi'koyd). Funguslike. **m. degeneration**. An excessive formation of mucus in catarrhal conditions of mucous membranes or in tumors, benign and malignant. [Gr., *mykes*, a fungus, + *eidos*, resemblance.]

mycology (mi-ko'lo-je). The study of the fungi. [Gr., *mykes*, a fungus, + *logos*, understanding.]

Mycomycetes (mi-ko-mi-se'tes). Fungi in which the mycelium is divided into numerous portions, and reproduction is only by oöspores or zygosporos. [Gr., *mykes*, a fungus.]

myconucleo-albumin (mi-ko-nu'kle-o-al-bu'min). A toxic albumin present in the bodies of many pathogenic bacteria.

mycophylaxin (mi-ko-fil-aks'in). Any phylaxin that destroys microbes. [Gr., *mykes*, fungus, + *phylaxin*.]

mycoprotein (mi-ko-pro'te-in). The proteid material present as a component part of the bacterial cells which, when liberated from its intracellular position, is capable of producing most of the symptoms and lesions characteristic of the bacteria themselves, unless they are caused by a soluble toxin, such as the diphtheria toxin. [Gr., *mykes*, fungus, + *protein*.]

mycoproteination (mi'ko-pi-o-te-in-a'shun). Inoculation with dead bacterial cells.

mycorrhiza (mi-kor-ri'zah). A name given to the bacteria found around the roots of certain plants which are concerned with the fixation of nitrogen. [Gr., *mykes*, fungus, + *riza*, root.]

mycose (mi'kös). See *trehalose*.

mycosis fungoides (mi-ko'sis fun-goyd'es). Syn.: *granuloma fungoides*, *granuloma sarcomatodes*, *inflammatory fungoid neoplasm*, *ulcerative scrofuloderma*, *eczema scrofuloderma*, *eczema tuberculatum*,

- fibroma fungoides, lymphoderma pernicioso, sarcomatosi generalis.* A skin disease of slowly malignant course, characterized in the beginning by numerous areas of circumscribed itching dermatitis, and later by the development of fungoid tumors which tend to ulcerate and ultimately produce a fatal cachexia. The disease is of unknown etiology. It gets its name from the fungoid nature of the growths in its later stages. It has been classed as a granuloma or sarcoma. [Gr., *mykes*, fungus, + Lat., *fungus*, fungus, + Gr., *eidosis*, similar.]
- mycosozin** (mi-ko-so'zin). Any sozin destroying bacteria. [Gr., *mykes*, fungus, + *sozin*.]
- mycotic** (mi-kot'ik). Affected with mycosis caused by microorganisms.
- mycotoxin** (mi-ko-tok-sin-a'shun). Inoculation with the products of bacteria.
- myctrophonia** (mik-ter-o-fó'nia). Imperfection of the voice characterized by a nasal twang. [Gr., *mykter*, the nose, + *phone*, voice.]
- mycteroxerosis** (mik'ter-o-ze-ro'sis). Dryness of the nostril. [Gr., *mykter*, the nose, + *xerosis*, dry.]
- mydalein** (mi-da'le-in). A poisonous alkaloid of uncertain composition found in human corpses. It excites profuse diarrhea, vomiting, enteritis, and death with the heart in diastole. Its effects on the pupil and the circulation are similar to those of atropin.
- mydatoxin** (mi-da-toks'in). A poisonous alkaloid, $C_8H_{13}NO_2$, found in putrefying meat and human corpses. It produces symptoms like those caused by neurin. [Gr., *mydaein*, to be moldy, + *toxin*.]
- mydesis** (mi-de'sis). 1. Putrefaction. 2. A purulent discharge from the eyelids. [Gr., *mydesis*.]
- mydin** (mi'din). A non-poisonous ptomain, $C_8H_{13}NO$, discovered by Brieger in human corpses and cultures made from typhoid material in peptonized serum albumin. [Gr., *mydos*, decay.]
- mydriasis** (mid-ri'as-is). Persistent dilatation of the pupil due to paralysis of the sphincter iridis. **drug m.** M. caused by drugs. **m. paralytica.** M. from paralysis of the sphincter pupillae. **m. spasmotic, m. spastic.** M. due to reflex irritation of the cervical sympathetic or of the ciliospinal centers. [Gr., *mydriasis*.]
- mydriatic** (mi-dri-at'ik). Producing mydriasis; as, any substance so acting.
- mydrol** (mid'rol). Phenylpyrazol iodomethylate; a mydriatic.
- myelatrophia** (mi-el-at-ro'fe-ah). 1. Atrophy of the spinal cord. 2. Atrophy from spinal paralysis. [Gr., *myelos*, marrow, + *atrophia*, atrophy.]
- myelencephalon** (mi'el-en-sef'al-on). The cerebrosplinal axis. [Gr., *myelos*, marrow, + *egkephalos*, the brain.]
- myelin** (mi'el-in). 1. A phosphatid present in brain and nerve tissue. Probably identical with escithin. 2. The material composing the white or medullated sheath of nerve fibers. [Gr., *myelos*, marrow.]
- myelinic** (mi-el-in'ik). 1. Medullated. 2. Pertaining to or characterized by the presence of myelin.
- myelinization** (mi-el-in-i-za'shun). The process in nerve fibers of acquiring their myelin or medullary sheath. **m. method.** Of Flechsig, the histological method of working out the paths of groups of fibers in the central system by means of the fact that different groups take on their myelin sheaths at different times.
- myelitis** (mi-e-li'tis). Inflammatory degenerative disease of the spinal cord, the symptoms being dependent on the portion of the cord involved. Hence a large number of localizing names. **acute bulbar m.** A form of m. characterized by its sudden onset, soon followed by acute bulbar paralysis and death from asphyxia. **acute transverse m.** A form of m. affecting the whole thickness of the cord developed after severe injuries of the spinal cord and vertebral column. **bulbar m.** A disease with symptoms of bulbar paralysis, caused by uncircumscribed centers of softening in the medulla oblongata. **chronic m.** True chronic m. is rare. The chronic types are the resultants from acute conditions. **disseminated m.** Small foci of degeneration distributed throughout the cord. Hard to distinguish from the true transverse m., but certain cases give the picture of simple m. or m. combined with track degeneration. **transverse m.** M. of all or a considerable portion of the thickness of the cord. **traumatic m.** An interstitial or parenchymatous m. produced by direct injury to the cord or by concussion. [Gr., *myelos*, marrow, + *itis*, inflammation.]
- myelo-, myel-**. Combining form of Gr., *myelos*, marrow; used as a prefix to denote of, or pertaining to marrow.
- myeloblast** (mi'el-o-blast). A form of cell supposed to develop into a myelocyte. [Gr., *myelos*, marrow, + *blastos*, bud.]
- myelocoele** (mi'el-o-sél). See *spina bifida*. [Gr., *myelos*, marrow, + *kele*, tumor.]
- myelocystocoele** (mi'el-o-sis'to-sél). A diffuse dilatation of the central canal of the spinal cord. [Gr., *myelos*, marrow, + *kystis*, cyst, + *kele*, tumor.]
- myelocystomeningocoele** (mi'el-o-sis'to-men-in'go-sél). A variety of *spina bifida* in which the cyst contains a portion of the spinal cord and its meninges as well as fluid.
- myelocyte** (mi'el-o-sit). The cell in the bone marrow from which the leukocytes originate. See *granule*; and *free nuclei*, under *nucleus*. See also in *appendix*, page 900. [Gr., *myelos*, marrow, + *kytos*, a cell.]
- myelocythemia** (mi'el-o-si-the'me-ah). An excess of myelocytes in the blood. [Gr., *myelos*, marrow, + *kytos*, cell, + *aima*, blood.]
- myelogenic, myelogenous** (mi-e-lo-jen'ik, mi-e-loj'en-us). 1. Producing marrow. 2. Originating in marrow or in the spinal cord. [Gr., *myelos*, marrow, + *gennan*, to generate.]

myeloid (mi'el-oyd). Resembling medullary tissue; as a n., a m. tumor or growth; of Gray and Paget, a new formation made up of the medullary tissue of the bones. [Gr., *myelos*, marrow, + *eidos*, resemblance.]

myelolymphangioma (mi'el-o-lim-fan-je-o'mah). Elephantiasis.

myeloma (mi-el-o'mah). 1. See *encephaloid*. 2. A tumor developing from one or more of the constituent cells of the bone marrow. **giant-celled m.** A m. developing into a giant-celled sarcoma. [Gr., *myelos*, marrow, + *oma*, tumor.]

myelomalacia, myelomalacosis, myelomalaxia (mi'el-o-mal-a'se-ah, mi'el-o-mal-ak-o'sis, mi'el-o-mal-aks'is). Ischemic softening of the spinal cord. [Gr., *myelos*, marrow, + *malassein*, to soften.]

myelomatosis (mi-el-o-ma-to'sis). A general infiltration of bone with soft tumors consisting of a fine stroma and plain cells.

myelomeningitis (mi'el-o-men-in-ji'tis). Inflammation of the spinal cord and its meninges. [Gr., *myelos*, marrow, + *meningitis*.]

myelomeningocele (mi'el-o-men-in'go-sel). See *spina bifida*.

myelomere (mi-el-o-mēr). An embryonic brain or spinal segment of the mesoblastic somite. [Gr., *myelos*, marrow, + *meros*, part.]

myelomyces (mi-el-om'is-es). A fungoid growth from the spinal cord. [Gr., *myelos*, marrow, + *mykes*, a fungus.]

myelon (mi'el-on). The spinal cord. [Gr., *myelos*, marrow.]

myeloplaxoma (mi-el-o-plaks-o'mah). A tumor in a region where osteoclasts predominate. [Gr., *myelos*, marrow, + *plax*, plate, + *oma*, tumor.]

myeloplegia (mi-el-o-ple'ge-ah). Paralysis caused by disease of the spinal cord. [Gr., *myelos*, marrow, + *plege*, stroke.]

myelopore (mi'el-o-pōr). An opening in the spinal cord. [Gr., *myelos*, marrow, + *poros*, opening.]

myelosarcoma (mi-el-o-sar-ko'mah). See *osteosarcoma*. [Gr., *myelos*, marrow, + *sarcoma*.]

myelosclerosis (mi-el-o-skle-ro'sis). Sclerosis.

myelosphonium (mi-el-o-spon'ge-um). See *neurospodium*.

myelotome (mi-el'o-tōm). A short, thin, narrow knife blade with a wooden handle; used for cutting the spinal cord squarely across in removing the brain. [Gr., *myelos*, marrow, + *temnein*, to cut.]

myelotoxic (mi-el-o-toks'ik). Destructive to bone marrow. [Gr., *myelos*, marrow, + *toxikon*, poison.]

myelotoxin (mi-el-o-toks'in). A cytotoxin with specific action against bone marrow.

myenergia (mi-en'er'je-ah). Muscular energy. [Gr., *mys*, a muscle, + *energeia*, energy.]

myiasis (mi-i'as-is). Lesions produced by the accidental invasion of the tissues of the human body, by the larvae of the dipterous insects, as the gadfly and botfly. [Gr., *myia*, fly.]

Mylabris (mil'ab-ris). A genus of beetles. **M. cichorei, M. cichorii**. Chinese blistering fly, Telini fly; an Eastern species yielding cantharidin; used as a vesicant.

mylohyoideus (mi-lo-hi-oi'de-us). See *table of muscles*, under *muscle*.

mylopharyngeus (mi-lo-far-in'je-us). See *table of muscles*, under *muscle*.

myo-. Combining form of Gr., *mys* (gen. *mysos*), muscle; used as a prefix to denote of or pertaining to muscle.

myoalbumose (mi-o-al'bu-mōs). An albumose sometimes found in muscles.

myoblast (mi'o-blast). 1. An embryonic muscle cell. 2. A striated muscular fiber. [Gr., *mys*, a muscle, + *blastos*, a sprout.]

myoblastic. Pertaining to a myoblast.

myocarditis (mi-o-kar-di'tis). Inflammation of the myocardium. [Gr., *mys*, muscle, + *kardia*, heart.]

myocardium (mi-o-kar'de-um). The muscular tissue of the heart. [Gr., *mys*, a muscle, + *kardia*, heart.]

myocele (mi'o-sel). 1. A muscular tumor (see *myoma*). 2. An enlargement produced by the dislocation or lateral displacement of a muscle from its normal position, or by muscular hernia. [Gr., *mys*, muscle, + *kele*, a tumor.]

myoceptor (mi'o-sep-tor). Muscle fiber nerve receptor.

myochrome (mi'o-krōm). See *myohematin*. [Gr., *mys*, a muscle, + *chroma*, color.]

myochronoscope (mi-o-kro'no-skōp). Of Czermak, an instrument for measuring the speed of the transmission of a motor nervous impulse. [Gr., *mys*, a muscle, + *chronos*, time, + *skopein*, to examine.]

myoclonia (mi-o-klo'ne-ah). A disease in which chronic spasm occurs in symmetrical groups of muscles, coming on in paroxysms, but without disturbance of consciousness. **infected m.** See *chorea*. [Gr., *mys*, muscle, + *klonos*, a tumult.]

myocrismus (mi-o-kris'mus). A peculiar cracking sound produced by the motion of a muscle. [Gr., *mys*, muscle, + *krizein*, to creak.]

myoctonin (mi-ok'to-nin). A highly poisonous alkaloid, $C_{27}H_{40}N_2O_8$, obtained from *Aconitum lycoctonum*. It resembles curare in its action, and acts most energetically when introduced directly into the circulation. [Gr., *mys*, a mouse, + *ktonos*, killing.]

myocyte (mi'o-sit). See *muscle cell*, under *cell*. [Gr., *mys*, a muscle, + *kytos*, a cell.]

myodemia (mi-o-de'me-ah). Fatty degeneration of muscle. [Gr., *mys*, muscle, + *demos*, fat.]

myodynamia (mi-o-di-nam'e-ah). Muscular force. [Gr., *mys*, muscle, + *dynamis*, force.]

myodynamometer (mi'o-di-nam-om'eter). See *dynamometer* (1st def.). [Gr., *mys*, muscle, + *dynamis*, force, + *metron*, a measure.]

myodynia (mi-o-din'e-ah). See *myalgia*. [Gr., *mys*, muscle, + *odyne*, pain.]

myo-edema (mi'o-e-de'mah). Edema of a

- muscle. [Gr., *mys*, muscle, + *oidema*, edema.]
- myofibroma** (mi-o-fi-bro'mah). 1. See *myoma* (2d def.). 2. Fibrous degeneration of muscular tissue. [Gr., *mys*, muscle, + Lat., *fibra*, a fiber, + Gr., *oma*, tumor.]
- myofibrosis** (mi-o-fi-bro'sis). An increase in the connective tissue between the muscle fasciculi and fibrillae, especially of the heart, as in myocarditis. [Gr., *mys*, muscle, + *fibrosis*.]
- myogen** (mi'o-jen). A simple protein of the albumin class, obtained from muscle; heat coagulation 55°-65° C. **m. fibrin**. An insoluble modification of myogen, formed spontaneously in solutions of the latter. [Gr., *mys*, muscle, + *gennan*, to produce.]
- myogenesis** (mi-o-jen'es-is). Production or development of muscular tissue. [Gr., *mys*, muscle, + *genesis*, generation.]
- myogenic** (mi-o-jen'ik). Pertaining to or derived from muscle. **m. theory of heart beat**. The theory that the stimulus which originates the heart beat arises in the muscle of the heart (auricular end) and is propagated from part to part through the muscular tissue. **m. tonus**. The condition of tonus in muscle arising from changes in the muscle itself. [Gr., *mys*, muscle, + *gennan*, to produce.]
- myognathus** (mi-og'na-thus). A double polygnathous monster in which the accessory cephalic portions are united to the lower jaw of the principal head by muscles and integument. [Gr., *mys*, muscle, + *gnathos*, the jaw.]
- myogonic** (mi-o-gon'ik). Inherent in muscular tissue (said of contraction of a muscle). [Gr., *mys*, muscle, + *gonos*, offspring.]
- myogram** (mi'o-gram). A graphic curve traced by a myograph. [Gr., *mys*, muscle, + *gramma*, a writing.]
- myogramma** (mi-o-gram'mah). A mark or line upon or in a muscle. [Gr., *mys*, muscle, + *gramma*, a writing.]
- myograph** (mi'o-graf). An apparatus for recording graphically the curve of a muscular contraction. **cardiac m.** See *cardiograph*. **comparative m.** **double m.** A m. to be used with two different muscles simultaneously. **fall m.** A m. devised by Harless in which the contraction is registered upon a falling plate. **palate m.** A m. for recording the movements of the uvula during deglutition, phonation, etc. **pendulum m.** A heavy pendulum carrying a smoked plate upon which muscular contractions may be registered in curves. **spring m.** An instrument in which the recording surface is given a rapid movement by means of a spring. It is used to obtain curves of muscular contraction. **thickness m.** A m. that records graphically the variations of the thickness of a muscle as it contracts or relaxes. [Gr., *mys*, muscle, + *graphein*, to write.]
- myohematin** (mi-o-hem'at-in). The pigment present in muscle, which gives it its red color; presumably a derivative of hemoglobin and supposed to have the property of forming a dissociable compound with oxygen. [Gr., *mys*, muscle, + *hematin*.]
- myoid** (mi'oyd). Resembling muscle; as a n., a tumor consisting of smooth muscular fibers. [Lat., *myodes*, from Gr., *mys*, muscle, + *eidos*, resemblance.]
- myokymia** (mi-o-ki'me-ah). Persistent fibrillar quivering of a muscle. [Gr., *mys*, muscle, + *kymainein*, to undulate.]
- myolemma** (mi-o-lem'ah). See *sarcolemma*. [Gr., *mys*, a muscle, + *lemma*, a rind.]
- myolipoma** (mi-o-lip-o'mah). A tumor made up of muscular and fatty tissue. [Gr., *mys*, muscle, + *lipos*, fat, + *oma*, tumor.]
- myolysis** (mi-o-l'is-is). Disintegration and destruction of muscle. **m. cardiotoxica**. Degeneration of the heart muscle, due to toxic influence, as in an infectious disease. [Gr., *mys*, muscle, + *lysis*, solution.]
- myoma** (mi-o'mah). Syn.: *fibromyoma*, *inomyoma*. 1. A tumor consisting of or containing muscular tissue. 2. Of Virchow, a fibromuscular tumor. **eccentric m.** A m. developing in the muscular wall of a hollow organ and projecting externally from the organ. **m. cysticum**. A sarcoma in which there are nests of muscular tissue. **m. lymphangiectodes**. A m. containing dilated lymphatic vessels. **m. striocellulare**. See *rhabdomyoma*. **non-striated m.** A leiomyoma. [Gr., *mys*, muscle, + *oma*, tumor.]
- myomalacia** (mi-o-mal-a'se-ah). Morbid softening of muscle. **m. cordis**. Abnormal softening of the heart muscle. [Gr., *mys*, muscle, + *malakia*, softening.]
- myomatosis** (mi''o-mat-o'sis). The formation of multiple myomata.
- myomectomy** (mi-o-mek'to-me). Excision of a myoma from the uterus. [*Myoma*, + Gr., *ektome*, excision.]
- myomelanosis** (mi''o-mel-an-o'sis). The formation of a blackish mass within a muscle. [Gr., *mys*, muscle, + *melas*, black.]
- myometritis** (mi''o-me-tri'tis). Inflammation of the uterine muscle. [Gr., *mys*, muscle, + *metra*, the uterus, + *itis*, inflammation.]
- myometrium** (mi-o-me'tre-um). The muscular tissue of the uterus. [Gr., *mys*, muscle, + *metra*, womb.]
- myomotomy** (mi'o-mot'o-me). See *myomectomy*.
- myonarcosis** (mi-o-nar-ko'sis). Numbness of the muscles. [Gr., *mys*, muscle, + *narkosis*, a numbing.]
- myoneoplasma** (mi-o-ne-o-plas'mah). A neoplasm containing muscular tissue. [Gr., *mys*, muscle, + *plasma*, anything formed.]
- myoneuroma** (mi-o-nu-ro'mah). A neuroma containing muscular tissue. [Gr., *mys*, muscle, + *neuroma*.]
- myonicity** (mi-on-is'ti-e). The power of contraction or relaxation which is characteristic of living muscular tissue.
- myonosis** (mi-on'os-us). Disease of a

muscle. [Gr., *mys*, muscle, + *nosos*, disease.]

myopachynsis (mi-o-pak-in'sis). Muscular thickening, especially in a pathological sense. **m. lipomatosa**. The muscular hypertrophy with fatty degeneration that occurs in pseudohypertrophic muscular paralysis. [Gr., *mys*, muscle, + *pachynsis*, a thickening.]

myopalmus (mi-o-pal'mus). Twitching of the muscles. [Gr., *mys*, muscle, + *palmos*, a twitching.]

myopathia (mi-o-path'e-ah). See *myopathy*.

myopathy (mi-op'ath-e). A disease or morbid condition of the muscles. **atrophic m.** A disease in which there is a primary idiopathic atrophy of the muscles. **primitive progressive m.** Simple atrophy of the muscular substance progressively involving different groups of muscles. **spinal m.** M. due to disease or injury of the spinal cord. [Gr., *mys*, muscle, + *pathos*, disease.]

myope (mi'öp). A person affected with myopia.

myophone (mi'of-ön). An instrument for rendering audible the sounds accompanying muscular contraction. [Gr., *mys*, muscle, + *phone*, a sound.]

myophonia (mi-o-fo'ne-ah). See *muscle sound*, under *sound*.

myophysic (mi-o-fis'iks). The science of the physical properties of muscle.

myopia, **myopiasis** (mi-o'pe-ah, mi-o-pi'-as-is). Shortsightedness; that condition of the eyeball in which parallel rays are not brought to a focus on the retina, but at a point in front of it. [Gr., from *myops*, shortsighted.]

myopic (mi-öp'ik). Pertaining to, or affected with myopia.

myoplegia (mi-o-ple'je-ah). Muscular paralysis. [Gr., *mys*, a muscle, + *plege*, a blow.]

myopolarity (mi-o-po-lar'it-e). The polarity of a muscle.

myosarcoma (mi-o-sar-ko'mah). A sarcoma containing muscular tissue. **m. striocellulare**. A m. in which spindle cells with more or less perfect striation are found associated with smooth muscle fibers. [Gr., *mys*, muscle, + *sarcoma*.]

myosclerosis (mi-o-skle-ro'sis). Hardening or sclerosis of muscle. [Gr., *mys*, muscle, + *skleros*, hard.]

myoseism (mi'o-sizm). Violent or irregular muscular action. [Gr., *mys*, muscle, + *seismos*, an earthquake.]

myosin (mi'o-sin). A simple protein of the globulin class obtained from muscle. Heat coagulation 44°-50° C.; easily precipitated by neutral salts. **m. fibrin**. An insoluble proteid, which forms in myosin solutions on standing; an insoluble modification of myosin.

myosinogen (mi-o-sin'o-jen). The material from which myosin is developed.

myositis (mi-os-i'tis). Inflammation of muscular tissue. **fibrous m.**, **interstitial m.** M. in which there is hyperplasia of the connective tissue, with atrophy of the muscular fibers. **m. inter-**

stitialis lipomatosa progressiva paralytica. Muscular pseudohypertrophy.

m. ossificans (progressiva). A form of m. characterized by infiltration of the intermuscular tissue, then fibrous induration, and finally true ossification. [Gr., *mys*, muscle, + *itis*, inflammation.]

mysome (mi'o-söm). The fundamental and contractile substance of muscle. [Gr., *mys*, a muscle, + *soma*, a body.]

myospasms (mi-os'pa-sis). 1. A muscular contraction or a convulsion. [Gr., *mys*, muscle, + *spasms*, a drawing in.]

myspectroscope (mi-o-spek'tro-sköp). A spectroscope devised by Ranvier in which suitably prepared transversely striated muscular fibers serve as a diffraction grating.

myostypsis (mi-o-stip'sis). Of Schultz, (1) a muscular contraction, (2) obstruction of any functional movement. [Gr., *mys*, muscle, + *stypsis*, a contracting.]

myosynizesis (mi-o-sin-iz-e'sis). The adhesion of one or more layers of muscular tissue. [Gr., *mys*, muscle, + *synizesis*, a sitting together.]

myothelium (mi-o-the'le-um). The cells composing myotomes. [Gr., *mys*, muscle, + *thela*, a nipple.]

myothermic (mi-o-ther'mik). Producing heat, or pertaining to the production of heat, by muscular action. [Gr., *mys*, muscle, + *therme*, heat.]

myotic (mi-öt'ik). Same as mitotic.

myotome (mi'o-töm). One of the metamericly arranged segments of a muscle, either in the adult or embryo. [Gr., *mys*, muscle, + *temnein*, to cut.]

myotomy (mi-öt'o-me). 1. Dissection of muscles; muscular anatomy. 2. In ophthalmology, section of a muscle of the eye. [Lat., *myotomia*, from Gr., *mys*, muscle, + *tome*, a cutting.]

myotonia (mi-o-to'ne-ah). Tonic muscular spasm. **congenital m.** See *Thomson's disease*, under *Thomson*. [Gr., *mys*, a muscle, + *tonos*, a stretching.]

myotonus (mi-öt'on-us). The condition of tonus or tonicity in a muscle. [Gr., *mys*, muscle, + *tonos*, a stretching.]

Myrcia (mir'se-ah). A botanical genus, including the bay tree. **M. acris**. The bay tree. **oil of m.**, **oleum myrciacae**. Oil of bay; distilled from the leaves of *M. acris* [U. S. Ph.]. **spiritus myrciacae**. Bay rum; made by dissolving oil of m., oil of orange peel, and oil of pimenta in alcohol, and adding water gradually [U. S. Ph., 1890].

Myrica (mir-ik'ah). Candleberry myrtle; a genus including the galeworts. **M. cerifera**. Wax myrtle; a North American shrub. The tonic, astringent bark of the stem and root is used in chronic catarrhs of the throat, and, powdered, as an external application to indolent ulcers. The eclectics use it in various conditions. [Gr., *myrike*.]

myricin (mir'is-in). 1. A substance, (C₃₀H₄₄)C₁₆H₃₂O₂, derived from beeswax. 2. An alcoholic extract of the bark of *Myrica cerifera*; used in diarrhea and jaundice. 3. Myristicoid.

- myricyl** (mir'is-il). A univalent hydrocarbon, $C_{30}H_{62}$, the radicle of m. alcohol. **m. alcohol**. A white crystalline alcohol, $C_{30}H_{61}OH$, obtained by hydrolyzing beeswax.
- myricylate** (mir-is'il-ät). A salt of myricyl.
- myricylic** (mir-is'il'ik). Of or pertaining to myricyl. **m. alcohol**. See *myricyl alcohol*, under *myricyl*.
- myringodectomy** (mir-in-go-dek'to-me). The surgical removal of the membrana tympani. [Lat., *myringa*, the tympanic membrane, + Gr., *ektome*, a cutting out.]
- myringomycosis** (mir-in'go-mi-ko'sis). Disease of the membrana tympani resulting from the presence of a fungus. **m. aspergillina**. Inflammation of the external auditory canal; produced by various species of *Aspergillus*. [Lat., *myringa*, the tympanic membrane, + Gr., *mykes*, a fungus.]
- myringotomy** (mir-in-got'o-me). Incision of the tympanic membrane.
- Myristica** (mir-is'tik-ah). 1. A botanical genus including *Myristicaceae* (or *Myristiceae*); the nutmegs. 2. Of the U. S. Ph. and Br. Ph., the nutmeg; the kernel of the seed of *M. fragrans* divested of its testa. **myristicae adeps**. Expressed oil of nutmeg [Br. Ph., 1864]. **M. fragrans**. The true nutmeg tree. The fruit contains a stimulant carminative volatile oil. Nutmeg is aromatic and in large quantities a narcotic poison. It is chiefly used as an adjuvant and as a condiment. The aril (mace) possesses about the same properties, but is rarely employed medicinally. **M. moschata**. 1. *M. fragrans*. 2. See *m.* (2d def.). **nucis myristicus**. See *m.* (2d def.). **oleum myristicæ**. Of the U. S. Ph. and Br. Ph., the volatile oil of nutmeg. **spiritus myristicæ**. A preparation made by dissolving oil of nutmeg in alcohol [Br. Ph.]. [Gr., *myrisein*, to anoint.]
- myristication** (mir-is-ti-ka'shun). The development of nutmeg liver. [Gr., *myrisein*, to anoint.]
- myristicene** (mir-is'tis-ën). A hydrocarbon boiling at 167° C., obtained from oil of nutmeg.
- myristin** (mir'is-tin). Glyceryl myristate.
- myristicol** (mir-is'to-kol). A phenol, $C_{10}H_{16}O$ (or $C_{10}H_{14}O$), probably hydroparacymene hydrate, $C_6H_4(C_4H_9)(OH).H_2$, isomeric with camphor; obtained from oil of nutmeg.
- myrobalan** (mir-o'bal-an). 1. The fruit of various East Indian plants, especially of species of *Terminalia*. The name was given by the ancients to the fruit of *Balanites aegyptiaca*, and in medieval times to a variety of plum. 2. *Chebulic myrobalans*; the fruit of *Terminalia chebula*; astringent. [Gr., *myron*, ointment, + *balanos*, nut.]
- myron** (mi'ron). 1. A balm or soft resin. 2. An ointment. [Gr., *myron*.]
- myrophorum** (mir-o'for-um). An apparatus for applying ointments to parts of the body that are difficult of access. [Gr., *myron*, an unguent, + *phorein*, to bear.]
- myrosin** (mir'o-sin). The ferment of mustard seed.
- myroxocarpin** (mir-oks-o-kar'pin). A substance, $C_{24}H_{34}O_8$, obtained from white balsam of Peru.
- myroxylin** (mir-oks'o-lin). A substance obtained from the wood and bark of *Myroxylon peruiferum*.
- Myroxylon, Myroxylum** (mir-oks'il-on, mir-oks'il-um). A genus of leguminous trees. **balsamum myroxyliperuiferi**. See *balsam of Peru*. **M. balsamiferum**. *M. peruiferum*. **M. Pereirae**. Fine balsam of Peru plant; a tree of the Balsam Coast in Central America and cultivated in Ceylon. It is very closely related to *M. toluiferum*. **M. peruiferum**. Balsam of Peru plant, growing in South America and formerly supposed to be the source of balsam of Peru; by some authorities still considered identical with *M. Pereirae*. **M. toluiferum**. The species yielding balsam of Tolu. [Gr., *myron*, an unguent, + *xylon*, wood.]
- myrrh** (mur). 1. A gum resin obtained from *Commiphora myrrha*. *M.* is a stimulant tonic, and appears to have a special action on the mucous membrane. It is usually combined with other medicines, and is used in pectoral complaints with difficult expectoration, and, with aloe, in amenorrhæa, etc. 2. The genus *Myrrhis*. [Lat., *myrrha*, Gr., *myrra*.]
- myrrha** (mur'rah). See *myrrh* [U. S. Ph., Br. Ph.]. **tinctura myrrhæ**. A preparation made by macerating or digesting with alcohol and filtering [U. S. Ph., Br. Ph.].
- myrrhin** (mur'rin). A resin, $C_{24}H_{32}O_8$, obtained from myrrh.
- myrrhol** (mir'rol). A volatile oil, $C_{10}H_{16}O$, or $C_{22}H_{32}O_2$; obtained from myrrh.
- myrrholin** (mir'ro-lin). A proprietary solution of myrrh in its own weight of oil; used as corrigent of creosote in phthisis.
- myrtillin** (mer-til'in). A thick extract of blueberries.
- myrtillus** (mer-til'lus). Syn.: *fructus myrtilli, grana myrtillorum*. The dried fruit of *Vaccinium m.*; dried blueberries, sometimes used in dysentery. [Gr., *myrtos*, myrtle.]
- myrtol** (mir'tol). The oil obtained by distilling the leaves of *Myrtus communis*. It is balsamic, disinfectant, and antiseptic, and is used internally as a stomachic and in small doses as a sedative, also in subacute catarrhal affections of the respiratory tract, although here it is said to act as an irritant from the presence of terpene. Externally it is employed in rheumatism and psoriasis.
- myrton, myrtum** (mir'ton, mir'tum). The fruit of *Myrtus communis*.
- Myrtus** (mir'tus). A genus including the myrtles. **M. chekan, M. cheken**. The *chekan* or *chequen* of the Chileans; an evergreen shrub. The aromatic and astringent leaves are used in chronic bronchitis. They contain chekenin and an oil resembling that of eucalyptus. [Gr., *myrtos*.]

mysophobia (mi-so-fó-be-ah). A morbid fear of being polluted by contact with objects or of being unclean. [Gr., *mysos*, uncleanness, + *phobein*, fear.]

mythomania (mith-o-ma'ne-ah). A term propounded by Dupré to designate a marked propensity to lie or to exaggerate seen in many hystericals. [Gr., *mythos*, myth, + *mania*, madness.]

mytilotoxicon (mit-il-o-toks'ik-on). The supposed toxic principle in poisonous mussels, etc.

mytilotoxin (mit'il-o-toks'in). A poisonous ptomain, $C_6H_{15}NO_2$, found in mussels. [Gr., *mytilos*, mussel, + *toxikon*, poison.]

mytilotoxism (mit'il-o-toks'ism). Poisoning from mussels.

myurous (mi-u'rus). Tapering like a mouse's tail (said of the pulse when the second beat is weaker than the first, the third weaker than the second, etc.). [Gr., *mys*, a mouse, + *oura*, the tail.]

myxangitis (mix-an-ji'tis). Inflammation of the ducts of a mucous gland. **m. fibrosa**. M. with fibrous hyperplasia. **m. hyalinosa**. M. with hyaline degeneration about the ducts. [Gr., *myxa*, mucus, + *aggeion*, a vessel, + *itis*, inflammation.]

myxedema (miks-ed-e'mah). A chronic disease or assemblage of phenomena occurring in adult life; marked by loss of expression and a subcutaneous infiltration of the face and the surface of the body. There is first an increase of the interstitial mucin and later an hypertrophic fibrosis, or connective tissue thickening. The disease depends on defective secretion of the thyroid gland due to atrophy. M. ultimately leads to grave implication of the nervous system and death, but may be held in check by thyroid medication. **artificial m.** [Horsley], **operative m.** See *cachexia strumipriva*. [Gr., *myxa*, mucus, + *oidema*, edema.]

myxurisma (mik-su-riz'mah). A lymphangioma cavernosum. [Gr., *myxa*, mucus, + *eurynein*, to make wide.]

myxiosis (miks-e-o'sis). A mucous secretion or discharge. [Gr., *myxa*, mucus.]

myxo-, myx-. Combining form of Gr., *myxa*, slime, mucus; used as a prefix in compound words to denote of, or pertaining to mucus.

myxo-adenoma (miks'o-ad-en-o'mah). An adenoma that has undergone myxomatous degeneration. [Gr., *myxa*, mucus, + *adenoma*.]

myxochondrofibrosarcoma (miks'o-kon'dro-fi'bro-sar-ko'mah). A sarcoma in which there are fibrous, cartilaginous and myxomatous elements.

myxochondroma (miks-o-kon-dro'mah). An enchondromatous myxoma. [Gr., *myxa*, mucus, + *chondroma*.]

myxochondrosarcoma (miks'o-kon'dro-sar-ko'mah). A rare form of myxosarcoma containing cartilage cells. [Gr., *myxa*, mucus, + *chondros*, cartilage, + *sarcoma*.]

Myxococcidium (miks'o-kok-sid'e-um). A genus of the *Protozoa*. **M. stegomyiae**.

A species referred provisionally to the *Haemosporidia*, parasitic in *Stegomyia fasciata*; once supposed to be the cause of yellow fever, but now known to be a yeast cell normally present in the mosquito.

myxocylindroma (miks'o-sil-in-dro'mah). A cylindroma showing myxomatous degeneration. [Gr., *myxa*, mucus, + *kylin-dros*, a cylinder, + *oma*, tumor.]

myxocystoma (miks-o-sis-to'mah). A cystoma containing myxomatous tissue. [Gr., *myxa*, mucus, + *cystoma*.]

myxofibroma (miks'o-fi-bro'mah). A fibrous myxoma. [Gr., *myxa*, mucus, + *fibroma*.]

myxofibrosarcoma (miks'o-fi'bro-sar-ko'mah). A sarcoma containing fibrous and myxomatous tissue.

myxoglioma (miks-o-gli-o'mah). See *gliomyxoma*.

myxolipoma (miks-o-lip-o'mah). A lipomatous myxoma. [Gr., *myxa*, mucus, + *lipoma*.]

myxoma (miks-o'mah). Syn.: *collonema*. An embryonic tissue tumor consisting of a homogeneous or finely fibrillated, soft, gelatinous, mucinlike basement substance in which are imbedded a variable number of spheroidal, fusiform, branching, and often anastomosing cells. Their consistency resembles Wharton's jelly of the umbilical cord. They may contain few or many blood vessels and nerves. **cartilaginous m.** A m. which either has a firmer consistency than usual or contains cells like those of cartilage. **cystic m.**, **cystoid m.** A m. containing parts so fluid as to resemble cysts. **enchondromatous m.** A m. containing nodules of hyaline cartilage. **erectile m.** See *telangiectatic m.* **fibrous m.** A m. consisting largely of fibrous tissues. **intracanalicular m. of the mamma.** A m. developing in the interstitial connective tissue of the mamma, and sending polypoid expansions into the dilated ducts of the gland. **lipomatous m.** A m. containing much fat. **m. lipomatodes.** See *lipomatous m.* **telangiectatic m.**, **vascular m.** A m. of highly vascular structure. [Gr., *myxa*, mucus, + *oma*, tumor.]

myxomatous (miks-o'ma-tus). Of the nature of myxoma.

myxomycetes (miks'o-mi-se'tes). The slime molds, by De Bary placed among the *Mycetozoa*, but now usually regarded as an order of the *Fungi*. They are distinguished by forming in their first stages mobile masses (plasmodia) with small scattered nuclei and protoplasm showing a streaming movement. As they proceed toward maturity they lose their gelatinous structure, and become a mass of spores mingled with threads. When the spores germinate, the contents escape either in the form of ameoboid bodies or zoöspores with cilia, which come together and produce mobile plasmodia. [Gr., *myxa*, mucus, + *mykes*, a fungus.]

myxomyoma (miks-o-mi-o'mah). A myoma containing myxomatous areas.

myxoneuro'ma. A neuroma containing

myxomatous tissue. [Gr., *myxa*, mucus, + *neuron*, a nerve, + *oma*, tumor.]

myxopapilloma (miks''o-pap-il-o'mah). A myxomatous papilloma.

myxopod (miks'o-pod). An amebula; the earliest stage of the malarial parasite in the red blood corpuscle. [Gr., *myxa*, mucus, + *pous*, *podos*, foot.]

myxopoesis (miks''o-poy-e'sis). The formation of mucus. [Gr., *myxa*, mucus, + *poiein*, to make.]

myxosarcoma (miks''o-sar-ko'mah). 1. A tumor that is partly myxomatous and partly sarcomatous. 2. A sarcocele. 3. See

myxoma. [Gr., *myxa*, mucus, + *sarcoma*.]

myxosarcomatous (miks''o-sar-ko'mat-us). Pertaining to or affected with myxosarcoma.

myxospores (miks'o-spōrs). Spores produced within a gelatinous mass. [Gr., *myxa*, mucus, + *sporos*, a sowing.]

Myxosporidia (miks''o-spor-id'e-ah). Endoparasitic ameboid sporozoans, some species of which infest animals, fishes, and insects. It is said that they sometimes infest man. [Gr., *myxa*, mucus, + *sporidea*.]

N

N. Chemical symbol for the element *nitrogen*.

Na. Chemical symbol for the element *sodium*. [Lat., *natrium*, sodium.]

naboth'ian. Investigated by *Martin Naboth*, Leipzig anatomist, 1675-1721. **n. follicles**. Dilated mucous follicles in the cervix uteri; minute retention cysts.

Naboth's glands. See *nabothian follicles*, under *nabothian*.

nacreous (nak're-us). Bacterial colonies having a pearllike luster.

Nae'gele's obliq'uity. The inclination of the fetal head in cases of flat pelvis, so that the biparietal diameter is oblique in relation to the plane of the brim. **N. pelvis**. Syn.: *oblique pelvis*. A pelvis so distorted that its conjugate diameter lies obliquely. [*Franz Carl Naegele*, German obstetrician, 1778-1851.]

nagana (na-gah'nah). Syn.: *tsetse disease*. A disease affecting horses and cattle in Central Africa. It is caused by the presence of the animal parasite, *Trypanosoma Brucei*, which is transmitted by the bite of the tsetse fly.

nail (nāl). The flat, scalelike corneous growth situated in a fold of the skin on the dorsal surface of the terminal phalanges of the fingers and toes in man, homologous with the hoof, claw, or talons of lower animals. The chemical constituents, which resemble those of the horny structures, are chiefly, keratins and mineral salts, especially calcium phosphate.

hippocratic n. Simple hypertrophy of the nail. **ingrowing n.** A growth downward and inward of the margin of the great toenail. The overlapping tissues become ulcerated and very painful. [Ang-Sax., *naegel*.]

naja (nah'jah). A venomous snake of India, *Naja tripudians*. The cobra.

nanism (na'nism). The condition of being dwarfed; dwarfishness. [Lat., *nanus*, a dwarf.]

nanocephalism (nan-o-sef'al-ism). Microcephalia. The condition of possessing a dwarfed head. [Gr., *nanos*, a dwarf, + *kephale*, the head.]

nanosomia (nan-o-so'me-ah). The condi-

tion of having a dwarfed body. [Gr., *nanos*, a dwarf, + *soma*, the body.]

nan'us. 1. A dwarf. 2. As an adj., dwarfed or dwarfish. [Gr., *nanos*.]

nape. The back of the neck; that part of the body in man and animals which contains the first cervical vertebra. [Of obscure origin.]

napellin (na-pel'in). An alkaloid obtained from crude aconitin; a white, very bitter substance, $C_{28}H_{35}NO_7(OH)_4$. Its action somewhat resembles that of aconitin.

Napellus (na-pel'us). A species of the genus *Aconitum*.

naphthalin (naf'tah-lin). See *naphthalene*.

naphthenes (naf'tēns). The group of the cyclic hydrocarbons, of which hexahydrobenzene is an example.

naphtha (naf'thah). Petroleum, especially that which is used in the naphthenes.

coal (tar) n. Light oil of tar, derived from the distillation of coal tar; a complex substance containing benzene and other hydrocarbons. **crude n.** That part of the oil which, in the manufacture of benzene, comes over at a temperature not higher than 210° C. **wood n.** A commercial name for methyl alcohol.

naphthalan (naf'thal-an). A purified Russian naphtha mixed with anhydrous soap; a gelatinous mass used topically for burns, inflamed wounds, etc.

naphthalene (naf'thal-ēn). A crystalline substance, $C_{10}H_8$, obtained from coal tar. It is antiseptic and anthelmintic, and is used in diarrhea and catarrhal enteritis, and to expel moths, etc., from clothing [U. S. Ph.]. [Lat., *naphthalinum*.]

naphthalenesulphochlorid (naf''thal-ēn-sul''fo-klo'rid). The chlorid of naphthalene-sulphonic acid, $C_{10}H_7SO_2Cl$. It has been used to isolate amino-acids from organic extracts and secretions.

naphthalenum (naf-thal-e'num). See *naphthalene*. **n. benzoicum**. A certain antiseptic said to be a mixture of naphthalene and benzoic acid [U. S. Ph.].

naphthalol (naf'thal-ol). See *betol*.

naphthoresol (naf-tho-kre'sol). A certain antiseptic resembling creolin.

naphthoformin (naf-tho-for'min). A cer-

- tain antiseptic preparation of α -naphthol, β -naphthol, and formic aldehyd.
- naphthol** (naf'thol). A substance, $C_{10}H_7$ -OH, known in two isomeric forms: (1) α -n., crystallizing in shining needles having a smell like that of phenol, slightly soluble in hot water; (2) β -n., or *ison*, forming colorless rhombic tables, or a white crystalline powder, having a faint odor of phenol and a burning acrid taste, soluble in alcohol and in ether, and in 1,000 parts of cold water. After ingestion of n. it is excreted in the urine in combination with glycuronic acid. It is used as a test for sugar in Molisch's sugar test. *B-n.* is employed internally as an antifermentative and externally in various cutaneous diseases. **n'antipyrin**. See *naphthopyrin*. [Lat., *naphtholum*, *naphtholum*.]
- naphthopyrin** (naf-tho-pi'rin). A compound of naphthol and antipyrin; used as an intestinal antiseptic.
- naphthosolol** (naf-tho-sa'lol). Syn.: *naphthalol*. See *betol*.
- naphthoxol** (naf-thoks'ol). A solution of hydrogen dioxide containing naphthol.
- naphthyl** (naf'thil). The univalent radicle, $C_{10}H_7$, of naphthalene. **n'sulphonic acid**. See *naphthionic acid*, under *acid*. **n'sulphuric acid**. See *naphthalenesulphonic acid*, under *acid*.
- napiform** (na'pe-form). A term used in descriptive bacteriology, meaning formed like a turnip. [Lat., *napus*, turnip, + *forma*, shape.]
- napropathy** (nap-rap'ath-e). A type of pseudomedicine which attributes all disease to disorders of the ligaments and connective tissue.
- narceia**, **narceina** (nar-se'ah, nar-se'nah). See *narcein*.
- narcein** (nar'se-in). An alkaloid found in opium, $C_{22}H_{27}NO_5$. It has a bitter taste and a feeble action. The hydrochlorid and the meconate are used medicinally. [Lat., *narceia*, *narceina*, *narceinum*, from Gr., *narke*, stupor.]
- Nar'cissism**. In psychanalysis signifying unconscious self-love. An adolescent bisexual phase in the evolution of the primacy of the genital erotic zones.
- Narcissus** (nar-sis'us). The daffodil; a genus of amaryllidaceous plants. **N. pratensis**, **N. pseudonarcissus**, **N. silvestris**. Common daffodil. The bulb was formerly used as an emetic.
- narcolepsy** (nar'ko-lep-se). Attacks of ungovernable sleepiness, found in a number of psychoneuroses and psychoses.
- narcomania** (nar-ko-ma'ne-ah). An uncontrollable craving for narcotic drugs. [Gr., *narke*, numbness, + *mania*.]
- narcophin** (nar'ko-fin). A proprietary preparation consisting of equal parts of morphin, narcotin and meconic acid.
- narcosis** (nar-ko'sis). The stupefaction or insensibility produced by the action of a narcotic or an anesthetic. [Gr., *narkosis*.]
- narcotic** (nar-kot'ik). Producing stupor; as a n., a n. substance. See also *hypnotic* and *soporific*.
- narcotin** (nar'ko-tin). An alkaloid, $C_{22}H_{23}NO_7$, discovered in opium by Derosne in 1803. It is so weakly narcotic that the term *narcotin* has been proposed for it. [Lat., *narcotinum*, from Gr., *narkotikos*, narcotic.]
- narcotism** (nar'kot-ism). See *narcosis*.
- voltaic n.** N. produced by the cataphoresis of a narcotic.
- narcotization** (nar-kot-i-za'shun). The production of narcosis.
- narcotize** (nar'kot-ize). To render somnolent or insensible.
- narcyly** (nar'sil). The hydrochlorid of ethylnarcein. It is said to be antispasmodic and hypnotic.
- Nar'dus**. A genus of grasses. **N. agrestis**. The root of *Valeriana officinalis*. [Gr., *nardos*.]
- naregamin** (nah-rej'am-in). An alkaloid isolated from the root of *Naregamia alata*; used as an emetic.
- nar'gol**. A therapeutic preparation of nucleic acid and silver; used in solutions for gonorrhoea and purulent conjunctivitis and in ointment (10 per cent.) for burns and ulcers.
- naringin**, **narangin** (nar-in'jin, nar-an'jin). A crystallin substance, $C_{21}H_{26}O_{11} + 4H_2O$ or $C_{28}H_{36}O_{12} + 4H_2O$, found in *Citrus decumana*. [Span., *naranja*, an orange.]
- na'ris**, pl., *nares*. A nostril. **anterior nares**. The two anterior orifices of the nasal cavities. **posterior nares**. The openings by which the nasal fossae communicate with the pharynx. [Lat.]
- na'sal**. Pertaining to the nose or the nostrils; as a n., a vowel, or consonant, such as *m* or *n*, pronounced mainly through the nose. **n. ganglion**. See *Meckel's ganglion*, under *Meckel*. [Lat., *nasalis*, from *nasus*, nose.]
- nasalis** (na-sal'is). See *Table of Muscles*, under *muscle*.
- nascent** (na'sent). In the act of being born; said especially of a substance in the act of being set free from a compound, as the hydrogen set free by the action of an acid upon a metal, and not yet having entered into a new combination. Beginning to exist. **n. hydrogen**. Hydrogen in the form in which it is evolved when zinc is acted upon by hydrochloric acid. [Lat., *nasci*, to be born.]
- na'sion**. The point where the median anteroposterior plane cuts the nasofrontal suture. [Lat., *nasus*, nose.]
- Nasmyth's membrane**. See *cuticula dentis*, under *cuticula*.
- na'so**. Combining form of Lat., *nasus*, nose; used as a prefix to signify pertaining to the nose.
- na''sofron'tal**. Pertaining to or connected with the nasal and frontal regions or bones.
- na''so-in'iac**. Pertaining to the nasion and the inion.
- na''sola'bial**. Pertaining to or connected with the nose and the upper lip. [Lat., *nasus*, nose, + *labium*, lip.]
- na''sopal'atine**. Pertaining to the nose and the palate.

- na''sopharyn'geal.** Pertaining to the nose and the pharynx.
- na''sophar'ynx.** Upper portion of pharynx above level of palatine arch.
- na''sotur'binal.** Pertaining to or connected with the nasal and turbinated bones.
- nas'rol.** Sodium sulphocacfeate.
- nastin** (nas'tin). A fatty substance from cultures of the streptothrix of leprosy; said to produce active immunity against leprosy. [Gr., *nastos*, solid.]
- nasturtium** (nas-tur'she-um). 1. Water cress. 2. A garden name for the genus *Tropaeolum*. 3. Of the Ph's, *N. officinale*. **N. amphibium.** Yellow cress; a species having properties of *N. officinale*. The root and herb were formerly used as antiscorbatics. **N. officinale.** Common water cress. It contains a volatile oil.
- nataloin** (na-tal'o-in). See *aloin*.
- na'tal sore.** Another name for *bedsore*.
- na'tant.** Swimming, floating. [Lat., *nant*, pres. ppl. of *natare*, to swim.]
- na'tes.** 1. The buttocks; the fleshy prominences formed by the glutei muscles and the overlying fat and skin. 2. The corpora quadrigemina, especially the anterior pair. [Lat., pl. of *natis*, buttock.]
- na'tive.** 1. Indigenous. 2. In chemistry, found pure in nature; occurring as a natural product or organic constituent. [Lat., *nativus*, from *nasci*, to be born.]
- Nativalle's digitalin.** See *crystalline digitalin*, under *digitalin*.
- nativistic** (na-tiv-is'tik). Pertaining to the doctrine that the mind has or forms innate ideas, and does not derive its knowledge exclusively from sensations or experience. [Lat., *nativus*, native.]
- natrium** (na'tre-um). Sodium. See *sodium*. [Lat.]
- natron** (na'tron). 1. Native soda (sodium carbonate or $\text{CO}_3\text{Na}_2 + 10\text{H}_2\text{O}$), found on the surface of the ground or dissolved in lake water. 2. See *soda*. For subheadings not here given see under *sodium*.
- n. vitriolatum.** See *sodium sulphate*.
- natronatus** (na-tron-na'tus). Combined with or containing soda or sodium.
- na'trum.** Soda or sodium.
- na'tural.** Taking place in conformity with the ordinary course of nature; not unusual. Of children, actually begotten, but not legitimate. Dealing or concerned with nature. [Lat., *naturalis*, from *natura*, nature.]
- Nauheim baths.** B's of the natural gaseous waters of Nauheim. The term is often used of any CO_2 baths for the treatment of heart disease.
- nausea** (naw'se-ah). Sickness at the stomach, with desire to vomit. [Gr., *nausia*, from *naus*, a boat.]
- nauseant** (naw'se-ant). A drug that causes nausea. [Lat., *nauseare*, to be seasick.]
- nau'seate.** To make sick at the stomach.
- nauseous** (naw'she-us). Producing disgust with sickness at the stomach.
- na'vel.** The umbilicus. **membranous n.** The borders of the incompletely united abdominal plates which in the fetus surround the umbilical vesicle. **vascular n.** A white glistening cicatrix in the center of the n., corresponding to the point of union of the three umbilical vessels after the cord has dropped off. [Ang.-Sax., *nafela*, dim. of *nafu*, nave, boss.]
- navic'ular.** Shaped like a boat. **n. fossa.** See *fossa*. [Lat., *navis*, a ship.]
- Nb.** Chemical symbol for the element *niobium*.
- neapol'itan oint'ment.** See *unguentum hydrargyri*, under *hydrargyrum*.
- near point.** In physiological optics the shortest distance at which distinct vision can be obtained with maximal effort of accommodation. It recedes with increasing age, according to a definite curve, varying from 3 in. at 10 years to 40 in. at 60 years.
- near'sight.** See *myopia*.
- near'sighted.** Affected with myopia.
- neat's foot oil.** The yellowish, odorless oil of mild taste obtained by boiling the feet of an ox with the hoofs for some time in water, removing the fat, and then purifying. It is little used medicinally.
- nebula** (neb'u-lah). A slight haziness; a cloud. **n. corneae.** A faint opacity of the cornea, due to former inflammation. [Lat.]
- Neca'tor america'nus.** Syn.: *Uncinaria americana*, *Ankylostoma americana*. The name given by Stiles to the small nematode worm resembling *Ankylostoma duodenale*, which is the cause of the ankylostomiasis of North America. It is shorter and more slender than *A. duodenale*, and the eggs are larger.
- neck.** A more or less constricted portion of a structure connecting its parts, especially that part of the body of an animal which connects the head and the trunk.
- anatomical n. of the humerus.** The slightly constricted margin of the articular surface to which the capsular ligament of the shoulder joint is attached.
- n. of a rib.** The constricted portion between its head and tubercle. **n. of the femur.** The obliquely directed process which supports the head or articular surface of the bone. **n. of the fibula.** The portion immediately below the head of the fibula. **n. of the humerus.** A short portion of bone which supports the head of the humerus. Inferiorly it passes into the shaft of the bone. **surgical n. of the humerus.** The constriction just below the tuberosities; so called on account of its being commonly the seat of fractures when they occur in that neighborhood. [Ang.-Sax., *hnecca*, nape.]
- ne'cro-.** Combining form of Gr., *nekros*, dead; used as a prefix to denote of, or pertaining to death.
- necrobic** (nek-ro'bik). Pertaining to, or affected with, necrosis.
- necrobiosis** (ne-kro-bi-o'sis). The slow molecular death, such as caries, taking place in tissues. [Gr., *nekros*, dead, + *biosis*, life, way of life.]
- necrogenic** (ne-kro-jen'ik). Caused by or originating from dead material. [Gr., *nekros*, a corpse, + *gennan*, to engender.]
- necrology** (nek-ro'l'o-je). A death roll; an obituary notice; the history of the

- dead. [Gr., *nekros*, dead body, + *logos*, science.]
- neomania** (ne-kro-ma'ne-ah). Mania with a desire for death; or a morbid pleasure in death or the presence of corpses. [Gr., *nekros*, corpse, + *mania*, madness.]
- necometer** (ne-krom'et-er). An instrument for weighing organs at an autopsy. [Gr., *nekros*, a corpse, + *metron*, a measure.]
- neconarcema** (ne-kro-nar-se'mah). See *rigor mortis*, under *rigor*. [Gr., *nekros*, a corpse, + *narkema*, numbness.]
- nerophagus** (nek-rof'a-gus). Devouring or living on dead bodies. [Gr., *nekros*, dead, + *phagein*, to eat.]
- nerophilia** (nek-ro-fil'e-ah). A form of sexual perversion in which a corpse affords gratification. [Gr., *nekros*, a corpse, + *philein*, to love.]
- nerophilous** (ne-krof'il-us). Subsisting on dead matter; said especially of fungi.
- nerophobia** (nek-ro-fo'be-ah). A morbid fear of death or of dead bodies. [Gr., *nekros*, a corpse, + *phobos*, fear.]
- neropsy**, **neropsocopy** (nek'rop-se, nekros'ko-pe). A postmortem examination. [Gr., *nekros*, a corpse, + *opsis*, a view.]
- necrosis** (ne-kro'sis). 1. Death, mortification, especially bone tissue, *en masse*, as distinguished from caries. 2. A local death of cells, tissues, or portions of viscera.
- anemic n.** N. due to interference with the circulation of a part.
- caseous n.** Caseation.
- circulatory n.** See *anemic n.*
- coagulation n.**, **coagulative n.** Fibrinous n. It occurs in embolic infection and many exudative inflammations.
- colliquative n.** A form of n. due to liquefaction of tissue by self-digestion or autolysis, or to putrefactive necrosis produced by bacteria.
- embolic n.** Anemic n. caused by an embolus.
- fat n.** A n. of scattered areas throughout the abdominal cavity, produced by leakage of the pancreatic fat-splitting ferment.
- fibrinous n.** See *coagulation n.*
- focal n.** Small scattered areas of coagulation n. in such viscera as the liver and lymph glands, serous and mucous surfaces.
- gangrenous n.** N. associated with gangrene.
- neurotrophic n.** A form of n. due to nervous influences acting upon the vasomotor nerves.
- putrefactive n.** N. produced by bacteria of decomposition.
- thrombotic n.** Anemic n. caused by a thrombus. [Gr., *nekrosis*, from *nekros*, a corpse.]
- Nectandra** (nek-tan'drah). 1. A genus of lauraceous plants. 2. *Nectandra cortex*. Syn.: *bebeeru bark*. The dried bark of *N. Rodioei*; it contains bebeerin and is tonic, astringent, and febrifuge. [Gr., *nektar*, nectar, + *aner*, a man.]
- nectandrin** (nek-tan'drin). A white, amorphous, bitter alkaloid, C₂₂H₂₃O₄N, obtained from the wood of *Nectandra Rodioei*.
- nee'dle**. A metallic instrument used for sewing or puncturing, usually having one end pointed and an opening in the other for a thread.
- aneurism n.**, **artery n.**
- A blunt curved n. for passing a ligature around a blood vessel in its continuity.
- aspirating n.** A long, hollow n. having a broad base to fit over the aperture of an aspirator or to be connected with a syringe.
- cataract n.** A fine steel n., usually with a lance head and two cutting edges; used in various operations on the crystalline lens, such as opening the capsule, discission, keratonyxis, depression, and reclination, also in tearing holes through secondary cataracts or through filmy membranes which block the pupil.
- electropuncture n.** A long gold, gilded steel or platinum n. that is insulated for two thirds of its length with hard rubber, collodion, or shellac. The head has a ring for connection with the rheophore of a battery.
- Hagedorn's n.** See under *Hagedorn*.
- hypodermic n.** A hollow n. having a wide base to fit over the aperture of a hypodermic syringe. [Old Eng., *naedl*, Old Fris., *nedle*.]
- nee'dle hold'er**. A forceps or other apparatus for holding a needle, pushing it through the tissues, and drawing it out.
- Negri bodies**. Syn.: *neurorrhynchys hydrophobiae*. Minute bodies found in the nerve cells of the brain in rabies. [Luigi Negri, Ital. physician.]
- Neisser's coc'cus**. The micrococcus of gonorrhea. [Albert Ludwig Siegmund Neisser, Breslau physician, born 1850.]
- Nélaton's probe**. A p. with an unglazed porcelain tip, used in bullet wounds. The tip receives a black mark when it touches a leaden bullet. [Auguste Nélaton, Parisian surgeon, 1807-1873.]
- nel'avan**. Sleeping sickness of Africa.
- Nemathelminthes** (nem-ath-el-min'thes). Wormlike, unsegmented parasites forming a phylum of the animal kingdom, which contains mainly species that infest the intestines of animals and man. [Gr., *nema*, a thread, + *elminis*, a worm.]
- nem'ato-**. Combining form of Gr., *nema*, *nematos*, thread; used as a prefix to denote threadlike or of a slender, cylindrical form.
- nematocyst** (nem'at-o-sist). The netting, stinging organ or thread (lasso) cell of the jelly fish, polyp, etc. [Gr., *nema*, a thread, + *kystis*, a bladder.]
- Nematoda**, **Nematodea** (nem-at-o'dah, nem-at-o'de-ah). An order of the *Nemathelminthes*.
- nematode** (nem'at-od). See *nematoid*.
- nematoid** (nem'at-oyd). Filamentous. [Gr., *nema*, a thread, + *eidōs*, a resemblance.]
- neo'o-**. Combining form of Gr., *neos*, new; used as a prefix to denote new or recent.
- neo-arsycodil** (ne'o-ar-sik-o'dil). A proprietary preparation, probably identical with arrhenal.
- neoblast** (ne'o-blast). See *parablast*.
- neoblastic** (ne-o-blas'tik). Constituting or pertaining to a new growth. [Gr., *neos*, young, + *blastos*, a germ.]
- neodermin** (ne-o-der'min). An ointment said to consist of fluoropseudocumol, difluordiphenyl, vaselin, and anhydrous lanolin; used to relieve itching.

neof ormation (ne-o-for-ma'shun). See *neoplasm*.

neogenesis (ne-o-jen'es-is). The regeneration of tissue. [Gr., *neos*, new, + *genesis*, production.]

neologism (ne-o'l'o-jizm). The invention of new words; also the apparently meaningless words uttered by those having one or other mental disturbance; particularly frequent in dementia praecox.

neomembrane (ne-o-mem'brān). See *false membrane*, under *membrane*. [Gr., *neos*, new, + Lat., *membrana*, membrane.]

neomorphism (ne-o-mor'fizim). A new development of form or structure. [Gr., *neos*, new, + *morphe*, form.]

neon (ne'on). A gaseous element discovered in the air in 1898.

neopallium (ne-o-pal'e-um). The term used by Elliot Smith to designate the higher type of cortex found in mammals.

neophrenia (ne-o-fre'ne-ah). Primary psychical debility appearing in early youth. [Gr., *neos*, new, + *phren*, the mind.]

neoplasia (ne-o-pla'se-ah). The process of formation of new tissue or tumors of unknown origin. [Gr., *neos*, new, + *plassein*, to mold.]

neoplasm (ne'o-plasm). 1. A new autonomous, abnormal mass of cells, tissues or organs resembling those normally present but arranged atypically. It grows at the expense of the organism without subserving any useful function. 2. A tumor. **benign n.** A neoplasmlike normal tissue, not spreading by metastases or infiltration of tissue. **histoid n.** A n. in which the structure suggests merely the tissues and elements of which it is composed. **inflammatory fungoid n.** See *mycosis fungoides*, under *mycosis*. **malignant n.** A n. that grows rapidly, infiltrates tissue, forms metastases, and tends towards recurrence after removal. **mixed n.** A n. containing tissues from two of the germinal layers. **multicentric n.** A n. arising from several distinct groups of cells. **organoid n.** A n. in which the structure suggests some organ of the body. **unicentric n.** A n. arising from one group of cells. [Gr., *neos*, new, + *plassein*, to mold.]

neoplasty (ne'o-plas-te). Any operation for the formation of a part anew. [Gr., *neos*, new, + *plassein*, to mold.]

neosalvarsan (ne-o-sal'var-san). Also termed 914. A formaldehyd sulphoxyl acid sodium compound of salvarsan. It is a soluble compound of salvarsan and has the therapeutic properties of the latter.

ne'osote. Of Allen, a phenoloid obtained from blast-furnace tar. It has marked antiseptic and disinfectant properties.

nepalin (nep'al-in). Pseudoconitin.

nepenthe, **nepenthes** (ne-pen'the, nep'en'thes). 1. Of the ancients, an undetermined plant which was mixed with wine and used as an exhilarant. 2. The Indian pitcher plant. [Gr., *nepenthes*, from *ne*, neg., + *penthos*, grief.]

Nepeta (nep'e-tah). 1. Catnep; a genus of

labiate plants. 2. *N. cataria*. **N. cataria**. Common catnep. The herb was formerly used as an excitant, tonic, antispasmodic, and emmenagogue. It is now rarely used except empirically in amenorrhœa, chlorosis, hysteria, and the flatulent colic of infants. It contains a volatile essential oil. **N. citriodora**. A species having a lemonlike odor; used externally in stimulating baths and internally as an emmenagogue. **N. glechoma**. Ground ivy; a mild stimulant and tonic; formerly used in chronic pulmonary and vesical affections and as a vulnerary.

nephradenoma (nef'rad-en-o'mah). Adenoma of the kidney. [Gr., *nephros*, kidney, + *adenoma*.]

nephralgia (nef-ra'l'je-ah). Pain in the kidney. [Gr., *nephros*, kidney, + *algos*, pain.]

nephrectasia (nef-rek-ta'ze-ah). Dilatation of a kidney. [Gr., *nephros*, a kidney, + *ektasis*, a distension.]

nephrectomy (nef-rek'to-me). Excision of the kidney. [Gr., *nephros*, the kidney, + *ektome*, a cutting out.]

nephric (nef'rik). Of the kidney. [Gr., *nephros*, kidney.]

nephridium (nef-rid'e-um). The embryonic kidney structure.

neph'rin. See *cystin*.

nephri sm (nef'risim). The aggregate of symptoms produced by chronic disease of the kidney.

nephritic (nef-rit'ik). 1. Having the seat or origin of disease in the kidney. 2. Affected with disease of the kidney.

nephritis (nef-ri'tis). A diseased condition of the kidney including degenerative changes such as cloudy swelling, fatty degeneration, necrosis, etc., and acute and chronic inflammatory changes such as congestion, hemorrhage, cellular and serous exudation, and hyperplasia of connective tissue. **acute n.** A type including acute suppurative, hemorrhagic, cellular exudative, or parenchymatous degenerative changes. **arteriosclerotic n.** The chronic interstitial form present in arteriosclerosis. **chronic interstitial n.** Inflammation of the intertubular connective tissue of the kidney, producing the pale granular or contracted kidney.

chronic n. A progressive diffuse inflammation and degeneration of the kidneys. **glomerulocapsular n.** That which affects both the capsule and the glomerulus. **hemorrhagic n.** An acute form characterized by hemorrhages into the tubules. **interstitial n.** The types which principally affect the connective tissue stroma of the kidney. The acute type shows an exudation of lymphocytes and plasma cells, and the chronic form is characterized by hyperplasia of connective tissue or fibrosis. **parenchymatous n.** That which principally affects the parenchyma of the kidney. It may be acute or chronic. **saturnine n.** A form due to chronic lead poisoning. **scarlatinal n.** Acute n. due to scarlet fever with an irregular distribution of lymphocytes and plasma cells in the interstitial tissue and

- a proliferation of the epithelium lining Bowman's capsule. **suppurative n.** A form showing acute purulent inflammation. **tubal n., tubular n.** A variety principally affecting the tubules. [Gr., *nephros*, the kidney, + *itis*, inflammation.]
- neph'ro-**. Combining form of Gr., *nephros*, the kidney; used as a prefix to denote of, or pertaining to, the kidney.
- nephrocele** (nef'ro-sel). Hernial protrusion of the kidney. [Gr., *nephros*, the kidney, + *kele*, a tumor.]
- nephrocology** (nef-ro-ko'lo-peks-e). Suspension of kidney and colon through the nephrocolic ligament.
- nephrocystitis** (nef'ro-sis-ti'tis). Inflammation of the bladder and kidneys. [Gr., *nephros*, the kidney, + *kystis*, the bladder, + *itis*, inflammation.]
- nephrocystosis** (nef'ro-sis-to'sis). The formation of a cystic condition of the kidney. **bacterial n.** N. caused by bacteria. **capsular n.** That which specially affects Bowman's capsule. **catarrhal n.** That in which the epithelium is desquamated from the tubules. **desquamative n.** See *catarrhal n.* **diffuse n.** A type which affects both the parenchyma and the stroma. It may be acute or chronic. **fibrous n.** That which specially affects the stroma. **glomerular n.** Nephritis principally affecting the glomeruli. [Gr., *nephros*, the kidney, + *kystis*, the bladder.]
- nephrogenous** (nef-roj'en-us). Arising in or from the kidney. [Gr., *nephros*, the kidney, + *gennan*, to beget.]
- nephrolith** (nef'ro-lith). Renal calculus. [Gr., *nephros*, the kidney, + *lithos*, a stone.]
- nephrolithiasis** (nef-ro-lith-i'as-is). Syn.: *lithiasis nephritica*, *lithiasis renalis*. The formation of calculi in the kidney. [Gr., *nephros*, the kidney, + *lithiasis*.]
- nephrolithotomy** (nef'ro-lith-ot'o-me). Nephrotomy for the removal of a renal calculus. [Gr., *nephros*, the kidney, + *lithos*, a stone, + *temnein*, to cut.]
- nephrolysin** (nef-rol'is-in). A toxic principle isolated from the serum of animals in whose peritoneal sac had been implanted renal tissue from another animal. This acts as a cytolytic agent in dissolving kidney cells. [Gr., *nephros*, the kidney, + *lysis*, dissolution.]
- nephrolysis** (nef-rol'is-is). 1. Destruction of the kidney tissue by the action of a nephrotoxin. 2. Freeing the kidney from adhesions. [Gr., *nephros*, the kidney, + *lysis*, solution.]
- nephromalacia** (nef'ro-mal-a'se-ah). Softening of the kidney. [Gr., *nephros*, the kidney, + *malakia*, softness.]
- nephromegaly** (nef-ro-meg'al-e). Enlargement of the kidneys. [Gr., *nephros*, the kidney, + *megas*, great.]
- nephromere** (nef'ro-mer). The protovertebral somite in the embryo from which the future kidney is formed. [Gr., *nephros*, the kidney, + *meros*, a part, a segment.]
- nephroncus** (nef-ron'kus). A tumor of the kidney. [Gr., *nephros*, the kidney, + *ogkos*, mass.]
- nephropathy** (nef-rop'ath-e). Any disease of the kidneys. [Gr., *nephros*, the kidney, + *pathos*, a disease.]
- nephropexy** (nef'ro-peks-e). Fixation of the kidney by suture. [Gr., *nephros*, the kidney, + *pexis*, fixation.]
- nephroptosis** (nef-rop-to'sis). Prolapse of the kidney. [Gr., *nephros*, the kidney, + *ptosis*, a falling.]
- nephrorrhaphy** (nef-ror'af-e). The operation of fixing a floating kidney by stitching its capsule to the posterior wall of the abdomen. [Gr., *nephros*, the kidney, + *raphe*, a seam.]
- nephrosclerosis** (nef-ro-skle-ro'sis). Hardening of the kidney. [Gr., *nephros*, the kidney, + *skleros*, hard.]
- nephrotomize** (nef-rot'o-mize). To perform nephrotomy.
- nephrotomy** (nef-rot'o-me). A surgical incision into the kidney. It is called abdominal when performed through an incision into the abdomen, and lumbar when through an incision into the loins. [Gr., *nephros*, kidney, + *tome*, cutting.]
- nephrotoxic** (nef-ro-toks'ik). Pertaining to a nephrotoxin.
- nephrotoxin** (nef-ro-toks'in). A cytotoxin acting on kidney cells. [Gr., *nephros*, kidney, + *toxikon*, poison.]
- nephro-ureterectomy** (nef'ro-u're-ter-ek'to-me). Excision of the kidney, together with the whole or a portion of its ureter. [Gr., *nephros*, + *ureterectomy*.]
- nephrozymase** (nef-ro-zi'mas). Of Béchamps, an albuminoid substance acting as a diastatic ferment, obtained from urine by the addition of alcohol. [Gr., *nephros*, the kidney, + *zyme*, leaven.]
- neriodorein, neriodorin** (ne-re-o-do're-in, ne-re-o-do'rin). A glucosid obtained from *Nerium odorum*. It has a digitalis action.
- Nerium** (ne're-um). Oleander; a genus of apocynaceous shrubs. **N. odoratum**, **N. odorum**. The sweet-scented oleander; closely allied to *N. oleander* and having the same poisonous properties. It contains neriodorein and neriodorin, having actions similar to those of oleandrin and neriin (or digitalein). **N. oleander**. Common oleander, rosebay, the *nerion* and *rododendron* of the ancients. It resembles digitalis in its action. The root contains neriin, and oleandrin. [Gr., *nerion*.]
- neropathy** (ne-rop'ath-e). That part of the system of weltmerism known as the laying on of hands; manual gerokomy.
- nerve**. The specialized tissue which serves to convey nerve impulses to and from the nerve centers. Histologically, a n. is composed of n. fibers united by connective tissue, each n. fiber containing as its essential part the axis cylinder process from a nerve cell. **accelerator n's.** See *augmentor fibers*, under *fiber*. **afferent n.** A n. which conveys impressions toward the nerve centers. **articular n's.** Small n's distributed to the ligaments and interior structures of the articulations. **augmentor n's.** See *augmentor fibers*, under *fiber*. **calorific n.** A variety of

n. fiber, not actually demonstrated, which is supposed to cause the production of heat in the peripheral tissues. **catabolic n's.** N's whose influence increases the functional activity of a part or organ. **centrifugal n.** See *effluent n.* **centripetal n.** See *afferent n.* and *centripetal fibers*, under *fiber*. **cerebral n's.** See *cranial n's.* **compound n's.** N's containing both motor and sensory fibers. **cranial n's.** The n's which are located in different portions of the cerebrum, the medulla oblongata, or the upper end of the spinal cord, and emerge through fissures and foramina in the base of the skull. By Sömmerring they were divided into twelve pairs, and by Willis into nine. **cutaneous n's.** N's distributed to the integument. **depressor n.** See *inhibitory n.* **effluent n.** A n. which conveys impressions from the n. center toward the periphery. **ganglionic n.** See *sympathetic n.* **gustatory n.** A branch of the inferior division of the inferior maxillary, which communicates tactile sensibility and the sense of taste to the tongue. **inhibitory n.** A n. which lessens or stops the action of the part which it innervates. See also *inhibitory fibers*, under *fiber*. **innominate n's.** The fifth pair of cranial n's. **mixed n.** A n. containing both motor and sensory fibers. **motor n.** A n. containing motor fibers only. **n. axis.** See *axis cylinder*. **n. bulb.** See *end bud*, under *separate heading*. **n. cement.** See *neuroglia*. **n. current.** See under *separate heading*. **n. endings.** The terminations of n. fibers. **n. fibers.** See under *separate heading*. **n. hill, n. hillock.** See *motor end plate*, under *end plate*. **n. impulse.** The name given to the excitatory change propagated along nerve fibers. **pressor n.** A n. conveying impulses to a vasomotor center which increase its activity. **secretory n.** A n. consisting of or containing secretory fibers. **sensorimotor n.** A n. that is both sensory and motor. **sensory n.** A n. which conveys sensory impressions only. **spinal n's.** The n's which are located in the spinal cord and emerge between the vertebrae. **sympathetic n.** A system of ganglia and intercommunicating fibers so called on account of the belief that it established a sympathy between remote organs, especially in cases of disease. It consists of a series of ganglia on each side of the spinal column, those of one side intimately connected with each other by ascending and descending branches, and less intimately with those of the opposite side. **thermic n's.** See *caloric n.* **trophic n.** A n. the function of which is to promote or modify the nutrition of the part to which it is distributed. **vasoconstrictor n's.** N's originating in the vasomotor centers which induce contraction of the blood vessels. **vasodilator n's.** Efferent n's, the stimulation of which produces dilatation of the blood vessels. **vasohypertonic n's.** See *vasoconstrictor n's.* **vaso-inhibitory**

n's. See *vasodilator n's.* **vasomotor n's.** General term for all nerve fibers which control the contraction and dilatation of the blood vessels. For individual n's, see *Table of Nerves*. [Lat., *nervus*, from Gr., *neuron*.]

nerve bulb. See *end bud* and *motorial nerve end plate*, under *end plate*. **terminal n. b's of Krause.** Small nodular endings of cutaneous nerves found in the papillae of the lip, glans penis, and clitoris.

nerve current. The electrical current exhibited by excised nerves. **natural n. c.** An old term for the demarcation current of injury, exhibited by an excised nerve, on the view, now known to be erroneous, that such currents are present in the uninjured nerve.

nerve endings. The terminations of nerve fibers. They are: (a) the central termination or origin in the axis cylinder process of nerve cells, in the central nervous system, and perhaps also in the peripheral ganglia; and (b) the peripheral terminations in the various tissues and organs, in which the fibers either divide into a network or form specialized bulbs, or end in epithelial cells, as in the organs of sense.

nerve fibers. The histological unit of structure in the nerve trunks, each consisting of an axis cylinder, myelin sheath and neurilemma. **medullated n. f's.** N. f's with a sheath of myelin enclosing the axis cylinder. **myelinic n. f's.** See *medullated n. f's.* **non-medullated n. f's.** N. f's in which the axis-cylinder is not enclosed in a sheath of myelin.

nerviduct (ner've-duct). An opening in a bone for the passage of a nerve.

nervine (ner'vin). 1. A remedy which mainly affects the nervous system. 2. A glycerin extract of the sheep's brain. [Lat., *nervinum*.]

ner'vo-. Combining form of Lat., *nervus*, nerve; used as a prefix to denote of or pertaining to a nerve.

nervosin (ner'vo-sin). A mixture of reduced iron, valerian, etc., in pill form.

nervousness (ner'vus-ness). Excessive response to sensory stimuli; chiefly shown in a mismanagement of repressions.

ner'vus. 1. See *nerve*. 2. Of old writers, a tendon or ligament, or other cordlike structure in the body.

Nessler's reagent. A mixture of 1 part of mercury bichlorid dissolved in 6 parts of water, 2½ parts of potassium iodid dissolved in 6 of water, and 6 of caustic potash dissolved in 6 of water, the whole being then diluted to 36 parts; used for the detection of ammonium or its salts by producing a yellow or reddish brown color or a precipitate, according to the quantity of ammonium present. **N's test.** A test for detecting ammonium or its salts by producing a yellow or reddish brown color or a precipitate, according to the quantity of ammonium present. For this Nessler's reagent is used: a mixture of mercury bichlorid, potassium iodid, caustic potash, and water.

TABLE OF NERVES

NAME	B. N. A. EQUIVALENT	ORIGIN	FUNCTION	DISTRIBUTION
Abducent.....	N. Abducentis.	Fasciculus teres.	Motor.	External oblique muscle of eye.
Auditory.....	N. Acusticus.	Cochlea.	Special sense of hearing.	Temporal lobes.
Auricular— Anterior.....	N. Auricularis, anterior.	Mandibular div. of trigeminal.	Sensory.	Skin of pinna.
Great.....	N. Auricularis, magnus.	Second and third cervical through cervical plexus.	Sensory.	Side of neck and ear.
Posterior.....	N. Auricularis, posterior.	Auriculotemporal.	Motor.	Lobule of ear.
Auriculotemporal.....	N. Auriculotemporalis.	Facial.	Sensory.	Retratars auram and occipitofrontalis.
Buccal.....	N. Buccalis.	Mandibular div. of trigeminal.	Motor.	Side of scalp.
Buccinator.....	N. Buccinatorius.	Mandibular div. of trigeminal.	Sensory.	Buccinator and orbicularis oris.
Calcareus, internal.....	N. Calcareus, medialis.	Posterior tibial.	Sensory.	Cheek.
Chorda tympani.....	N. Chorda tympani.	Facial.	Motor.	Sole of foot.
Ciliary, long.....	N. Ciliare longi.	Nasal branch of ophthalmic div. of trigeminal.	Sensory and motor.	Submaxillary gland.
Ciliary, short.....	NN. Ciliares, breves.	Ciliary ganglion.	Sensory and motor.	Cornea, iris and ciliary body.
Circumflex.....	N. Axillaris.	Posterior cord of brachial plexus.	Motor and sensory.	Deltoid, teres minor, shoulder joint, and overlying skin.
Coccygeal.....	N. Coccygeus.	Spinal cord.	Motor and sensory.	Coccygeus muscle and skin over coccyx.
Cochlear.....	N. Cochlearis.	Auditory.	Special sense of hearing.	Cochlea.
Colli, superficialis.....	N. Cutaneus, colli.	Second and third cervical through cervical plexus.	Sensory.	Skin of neck and throat.
Crural.....	N. Lumbo-inguinalis.	Genitocrural.	Sensory.	Skin of upper part of thigh.
Crural, anterior.....	N. Femoralis.	Second, third and fourth lumbar through lumbar plexus.	Motor and sensory.	Iliacus, pectineus, sartorius, quadriceps extensor, skin of thigh and inner aspect of leg.
Cutaneous, internal.....	N. Cutaneus, antibrachii medialis.	Inner cord of brachial plexus.	Sensory.	Skin of inner aspect of forearm.
Cutaneous, lesser internal (of Wrisberg).....	N. Cutaneus, brachii medialis.	Inner cord of brachial plexus.	Sensory.	Skin of inner aspect of upper arm.
Dental, anterior, superior.....	N. Descendens hypoglossi.	Maxillary div. of trigeminal.	Sensory.	Superior incisors and canine teeth.
Dental, middle, superior.....		Mandibular div. of trigeminal.	Sensory and motor.	Teeth of lower jaw, mylohyoid muscle and skin of chin.
Dental, posterior, superior.....		Maxillary div. of trigeminal.	Sensory.	Superior bicuspids teeth.
Descendens hypoglossi (or nomi).....		Hypoglossal.	Motor.	Superior molar teeth.
Digastric.....		Facial.	Motor.	Sternohyoid, sternothyroid, omohyoid.
Facial.....	N. Facialis.	Floor of fourth ventricle.	Motor.	Stylohyoid and posterior belly of digastric muscle.
Frontal.....	N. Frontalis.	Ophthalmic div. of trigeminal.	Motor.	Muscles of expression.
Genital.....		Genitocrural.	Motor.	Skin of forehead.
				Cremaster muscle and round ligament.

TABLE OF NERVES—Continued

NAME	B. N. A. EQUIVALENT	ORIGIN	FUNCTION	DISTRIBUTION
Genitocrural.....		First and second lumbar through lumbar plexus.	Sensory and motor.	Cremaster and skin of groin and upper part of thigh.
Glossopharyngeal.....	N. Glossopharyngeus.	Floor of fourth ventricle.	Motor, sensory and special sense.	Muscles and mucous membrane of pharynx, posterior third of tongue.
Gluteal, inferior.....	N. Gluteus, inferior.	2nd and 3rd sacral through sacral plexus.	Motor.	Gluteus maximus.
Gluteal, superior.....	N. Gluteus, superior.	2nd and 3rd sacral through sacral plexus.	Motor.	Gluteus medius and minimus, tensor fasciæ femoris.
Hypogastric.....	N. Ramus cutaneus, anterior.	Iliohypogastric.	Motor and sensory.	Muscles and skin of abdominal wall.
Hypoglossal.....	N. Hypoglossa.	Floor of 4th ventricle.	Motor.	Thyrohyoid, hyoglossus, geniohyoid, styloglossus, and palatoglossus.
Iliac.....	N. Ramus cutaneus lateralis.	Iliohypogastric.	Sensory.	Skin of gluteal region.
Iliohypogastric.....	N. Iliohypogastricus.	1st lumbar through lumbar plexus.	Sensory and motor.	Muscles and skin of hypogastrium.
Ilio-inguinal.....	N. Ilio-inguinalis.	1st lumbar through lumbar plexus.	Sensory and motor.	Internal oblique muscle and skin of groin.
Incisive.....		Inferior dental.	Sensory.	Lower incisor and canine teeth.
Infra-orbital.....	N. Infra-orbitalis.	Maxillary div. of trigeminal nerve.	Sensory.	Skin of cheek and lower eyelid.
Infratrochlear.....	N. Infratrochlearis.	Nasal.	Sensory.	Skin of lower eyelid and side of nose.
Intercostal.....	NN. Intercostales.	Thoracic nerves.	Sensory and motor.	Muscles and skin of back thorax and upper abdomen.
Intercostohumeral.....	N. Intercostobrachialis.	2nd or 3rd intercostal.	Sensory.	Skin of axilla.
Intersosseus, anterior.....	N. Intersosseus valaris.	Median.	Motor.	Deep flexor and pronator muscles of forearm.
Intersosseus, posterior.....	N. Intersosseus dorsalis.	Musculospiral.	Motor and sensory.	Muscles and skin of back of forearm and wrist.
Lacrimal.....	N. Lacrimalis.	Ophthalmic div. of trigeminal	Sensory.	Lacrimal gland and conjunctiva.
Laryngeal, inferior or recurrent.....	N. Recurrens.	Vagus.	Motor.	Muscles of larynx.
Laryngeal, superior.....	N. Laryngeus, superior.	Vagus.	Sensory and motor.	Mucous membrane of larynx; arytenoid and cricothyroid muscles.
Lingual.....	N. Lingualis.	Mandibular branch of trigeminal.	Sensory.	Mucous membrane of anterior two-thirds of tongue.
Lumbar.....	NN. Lumbales.	Spinal cord.	Motor and sensory.	Loins and front of lower abdomen and thigh through lumbar plexus.
Mandibular.....	N. Mandibularis.	Trigeminal.	Sensory and motor.	Teeth and skin of lower jaw and cheek; muscles of mastication.
Masseteric.....	N. Massetericus.	Mandibular div. of trigeminal.	Motor.	Nasal pharynx, palate, teeth of upper jaw and skin of cheek.
Maxillary.....	N. Maxillaris.	Trigeminal.	Sensory.	Pronators and flexors of forearm, two external, lumbricales, thenar, muscles, skin of palm of outer three and a half fingers.
Median.....	N. Medianus.	Internal and external cords of brachial plexus.	Motor and sensory.	Skin of lower lip and chin.
Mental.....	N. Mentalis.	Inferior dental.	Sensory.	

TABLE OF NERVES—Continued

NAME	B. N. A. EQUIVALENT	ORIGIN	FUNCTION	DISTRIBUTION
Musculocutaneous.....	N. Musculocutaneus.	External cord of brachial plexus.	Motor and sensory.	Flexors of upper arm and skin of external aspect of forearm.
Musculocutaneous of leg.....	N. Peroneus superficialis.	External popliteal.	Motor and sensory.	Peroneal muscles, skin of external aspect of lower leg and foot.
Musculospiral.....	N. Radialis.	Posterior cord of brachial plexus.	Motor and sensory.	Extensors of entire arm and hand, skin of back of forearm.
Mylohyoid.....	N. Mylohyoideus.	Inferior dental.	Motor.	Mylohyoid and anterior belly of digastric muscles.
Nasal (nasociliary).....	N. Nasociliaris.	Ophthalmic div. of trigeminal.	Sensory.	Ciliary ganglion, iris conjunctiva, ethmoid cells, mucous membrane and skin of nose.
Nasopalatine.....	N. Nasopalatinus.	Meckel's ganglion.	Sensory.	Mucous membrane of nose and palate.
Obturator.....	N. Obturatorius.	3rd, 4th and 5th lumbar through lumbar plexus.	Motor and sensory.	Adductors of thigh, hip and knee joints and skin of inner aspect of thigh.
Occipital, greater.....	N. Occipitalis, major.	2nd cervical.	Motor and sensory.	Muscles of back of neck, skin over occiput.
Occipital, lesser.....	N. Occipitalis, minor.	2nd cervical through cervical plexus.	Sensory.	Skin behind ear and on back of scalp.
Oculomotor.....	N. Oculomotorius.	Floor of aqueduct of Sylvius.	Motor.	Levator palpebrae superioris, superior, internal and inferior recti, and inferior oblique muscles of eye.
Olfactory.....	NN. Olfactorii.	Olfactory lobe.	Special sense of smell.	Upper turbinates and ethmoid plate.
Ophthalmic.....	N. Ophthalmicus.	Trigeminal.	Sensory.	Lacrimal gland, conjunctiva, skin of forehead, skin and mucous membrane of nose.
Optic.....	N. Opticus.	Corpora quadrigemina.	Special sense of sight.	Retina.
Orbital.....	N. Zygomaticus.	Maxillary div. of trigeminal.	Sensory.	Skin of temple.
Palatine, posterior.....	N. Palatinus, posterior.	Meckel's ganglion.	Motor.	Levator palati, and azygos uvulae muscles.
Pectineal.....	N. Perineal.	Anterior crural.	Motor.	Pectineus muscle.
Perineal.....	N. Perineus.	Internal pudic.	Motor and sensory.	Muscles and skin of perineum.
Phrenic.....	N. Phrenicus.	Third and fourth cervical.	Motor.	Diaphragm.
Pneumogastric.....	N. Vagus.	Floor of fourth ventricle.	Motor and sensory.	Pharynx, larynx, heart, lungs, stomach.
Popliteal, external.....	N. Peroneus communis.	Great sciatic.	Motor and sensory.	Extensor muscles of lower leg and foot and overlying skin.
Popliteal, internal.....	N. Tibialis.	Great sciatic.	Motor and sensory.	Flexors of lower leg and foot and overlying skin.
Pterygoid, external.....	N. Pterygoideus, externus.	Mandibular div. of trigeminal.	Motor.	External pterygoid muscle.
Pterygoid, internal.....	N. Pterygoideus, internus.	Mandibular div. of trigeminal.	Motor.	Internal pterygoid muscle.
Pudic, anal.....	N. Pudendus.	Small sciatic.	Sensory.	Skin of perineum and genitalia.
Pudic.....	N. Pudendus.	3rd, 4th and 5th sacral through sacral plexus.	Motor and sensory.	Muscles and skin of perineum and genitalia.
Radial.....	N. Radialis, ramus superficialis.	Musculospiral.	Sensory.	Back of hand and outer three and a half digits.
Sacral.....	NN. Sacrales.	Spinal cord.	Motor and sensory.	Muscles and skin of loins and lower extremities.

TABLE OF NERVES—Continued

NAME	B. N. A. EQUIVALENT	ORIGIN	FUNCTION	DISTRIBUTION
Saphenous, external or short.	N. Suralis.	Internal popliteal.	Sensory.	Skin of foot and fifth toe.
Saphenous, internal or long.	N. Saphenus.	Anterior crural.	Sensory.	Skin of inner aspect of knee, leg, ankle and dorsum of foot.
Sciatic, great.	N. Ischiadicus.	2rd, 3rd and 4th sacral through sacral plexus.	Motor and sensory.	Flexor muscles of thigh, leg and foot, skin of calf and sole.
Sciatic, small.	N. Cutaneus femoris, posterior.	Sacral plexus.	Sensory.	Skin of perineum and back of thigh.
Sphenopalatine.	N. Accessorius.	Maxillary div. of trigeminal.	Sensory.	Meckel's ganglion.
Spinal accessory.	N. Accessorius.	Floor of fourth ventricle and cervical cord.	Motor.	Sternomastoid and trapezius muscles.
Stapedial.	N. Suboccipitalis.	Facial.	Motor.	Stapedius muscle.
Stylohyoid.	N. Suboccipitalis.	Posterior div. of first cervical.	Motor.	Stylohyoid and posterior belly of digastric muscle.
Suboccipital.	N. Subscapularis, inferior.	Posterior cord of brachial plexus.	Motor.	Complexus oblique and rectus muscles of back of neck.
Subscapular, inferior.	N. Thoraco-dorsalis.	Posterior cord of brachial plexus.	Motor.	Teres major.
Subscapular, middle.	N. Subscapularis, superior.	Posterior cord of brachial plexus.	Motor.	Latissimus dorsi.
Subscapular, superior.	N. Cutaneus colli.	Cervical plexus.	Motor.	Subscapularis.
Superficial cervical.	NN. Supraclavicularis, posterior.	Cervical plexus.	Sensory.	Skin of front of neck.
Supra-acromial.	N. Supra-orbitalis.	Frontal.	Sensory.	Skin over shoulder.
Supra-orbital.	NN. Supraclavicularis, anterior.	5th and 6th cervical.	Motor.	Skin of forehead.
Suprascapular.	NN. Supraclavicularis, anterior.	Cervical plexus.	Sensory.	Supraspinatus and infraspinatus.
Suprasternal.	N. Supratrochlearis.	Frontal.	Sensory.	Skin over top of sternum.
Supratrochlear.	N. Temporalis.	Mandibular div. of trigeminal.	Motor.	Skin of upper eyelid and root of nose.
Temporal, external anterior.	N. Thoracalis, anterior.	External cord of brachial plexus.	Motor.	Temporalis major.
Thoracic, external anterior.	N. Thoracalis, anterior.	Internal cord of brachial plexus.	Motor.	Pectoralis minor and major.
Thoracic, long, external, respiratory or posterior.	NN. Thoracalis, longus.	5th, 6th and 7th cervical.	Motor.	Serratus magnus.
Thoracic, spinal.	NN. Thoracales.	Spinal cord.	Motor and sensory.	Muscles and skin of thorax.
Tibial anterior.	N. Peroneus profundus.	External popliteal.	Motor and sensory.	Extensor muscles of foot and toes, skin of dorsum of foot.
Tibial posterior.	N. Tibialis.	Internal popliteal.	Motor and sensory.	Flexor muscles of foot and toes, skin of sole.
Trigeminal.	N. Trigeminus.	Floor of 4th ventricle.	Sensory and motor.	Skin of face, tongue, teeth and muscles of mastication.
Trochlear.	N. Trochlearis.	Floor of aqueduct of Sylvius.	Motor.	Superior oblique muscle of eye.
Tympanic.	NN. Tympanici.	Glossopharyngeal.	Sensory.	Tympanum, eustachian tube and structures of middle ear.
Ulnar.	N. Ulnaris.	Inner cord of brachial plexus.	Motor and sensory.	Flexor carpi ulnaris, flexor profundus digitorum, elbow and wrist joints, skin of 5th and inner half of 4th fingers and hypothenar eminence.
Vidian.	N. Canalis pterygoidei.	Facial.	Sensory.	Meckel's ganglion.

nestotherapy (nes-to-ther'ap-e). A hunger form of therapy. Restricted dietary fads. [Gr., *nestis*, fasting, + *therapy*.]

nettlerash. See *urticaria*.

net'work. A netlike substance or texture; a structure or surface marked by intersecting lines. **Gerlach's n.** Syn.: *nerve fiber n.* See under *Gerlach*. **Haller's n.** See *rete testis*, under *rete*. **peripheral n.** Any n., as of vessels or nerves, at their peripheral extremities. [Ang.-Sax., *nett*, + *weorc*.]

neural (nu'ral). Pertaining to a nerve or to nervous matter; connected with or affecting the nervous system. [Gr., *neuron*, a nerve.]

neuralgia (nu-ral'je-ah). A nervous disorder, characterized solely by pain due to a disease of a definite sensory nerve. The pain is in the course of a nerve or its branches, is of considerable intensity, and, as a rule, paroxysmal. **cardiac n.** Angina pectoris. **trigeminal n.** N. of the trigeminal nerve. [Gr., *neuron*, nerve, + *algos*, pain.]

neuragenesis, neuranaaphysis (nu''ran-ah-jen'es-is, nu''ran-af'es-is). The regeneration or renewal of nerve tissue. [Gr., *neuron*, nerve, + *ana*, again, + *genesis*, an engendering.]

neurapophysis (nu-rap-of'is-is). The lateral portion of the neural arch. [Gr., *neuron*, a nerve, + *apo*, from, + *physis*, growth.]

neurasthenia (nu-ras-the'ne-ah). Nervous exhaustion (or prostration, or debility); a condition appearing in the early and middle periods of adult life, presenting objective symptoms of deranged function of the nervous system. **gastric n.** See *nervous dyspepsia*. **n. sexualis**. N. popularly supposed to be caused by masturbation or excessive venery and associated with an absence of sexual desire, or of the power of erection or ejaculation, or of ability to experience pleasure during copulation. In reality a complex series of conditions. [Gr., *neuron*, nerve, + *astheneia*, weakness.]

neurasthenic (nu-ras-then'ik). 1. Belonging to, or caused by, neurasthenia. 2. As a n., one having neurasthenia.

neurasthenope (nu'ras-then-op). A person affected with asthenopia and neurasthenia, the latter causing trifling errors of refraction to result in symptoms of eye strain.

neuraxon (nu-raks'on). An axis cylinder process.

neurectomy (nu-rek'to-me). Excision of a portion of a nerve. [Gr., *neuron*, a nerve, + *ektome*, a cutting out.]

neuroctopia (nu-rek-to'pe-ah). Displacement or abnormal situation of a nerve. [Gr., *neuron*, a nerve, + *ek*, forth from, + *topos*, a place.]

neuridin (nu'rid-in). A ptomain, $C_5H_{14}N_2$, obtained from decomposing horseflesh, human muscle, haddock, cheese, gelatin, and cultures of the typhoid bacillus. This has been isolated also from corn-beef, where it produced food poisoning, but in a pure state it is not poisonous.

neurilemma (nu-ril-em'mah). Syn.: *sheath of Schwann*. 1. The elastic, hyaline, apparently structureless sheath inclosing a nerve fiber. By some authors the term n. is restricted to the peripheral medullated nerves, whereas others describe non-medullated nerves as possessing a n. but without nodes of Ranvier. See also *internode of Ranvier*, under *internode*. [Gr., *neuron*, nerve, + *lemma*, husk.]

neurin (nu'r'in). Syn.: *trimethylvinylammonium hydrate*. A highly poisonous alkaloid, $C_5H_{13}NO = (CH_3)_3N(CH_2CH_2)(OH)$, produced by the chemical decomposition of protagon, and occurring in putrefying meat and in the putrefaction by which certain esculent fungi are rendered poisonous. It is very poisonous and its action is physiologically intermediate between that of muscarin and curare, producing dilated pupils, profuse secretions, acceleration followed by paralysis of respiration, and general convulsions preceding death. Atropin antagonizes its effect on the heart and the glandular system only. The n. of commerce consists of a mixture, in various proportions, of cholin and n., and the term n. is sometimes applied to the former base. [Gr., *neuron*, nerve.]

neurino'ma, neu'r'inomato'sis. See *neurofibromatosis*.

neurite. See *axon*.

neuritis (nu-ri'tis). Inflammation of a nerve or group of nerves, manifested by pain and tenderness along the course of a nerve. **alcoholic n.** Multiple n. caused by free indulgence in alcoholic beverages. **cancerous n.** N. caused by the infiltration of the nerve by cancerous tissue. **epidemic multiple n.** Beriberi. **multiple (degenerative) n.** N. affecting many nerves, either simultaneously or in rapid succession. It is due to the presence of toxins in the body. **multiple n.** N. affecting many nerves, either simultaneously or in rapid succession, and especially intense at the peripheral distribution. **multiple peripheral n.** An affection of the peripheral nerves in which paralytic phenomena occur, as the result of a true n., which, if it becomes chronic, leads to an excessive formation of connective tissue in the substance of the nerves, with atrophy of their fibers. **n. nodosa**. N. in which the thickening of the nerve takes place in the form of swellings at regular or irregular intervals. Pressure upon one of the swollen portions produces eccentric pains and formication. **optic n.** Inflammation of the optic nerve, either of the optic disk alone or of the trunk of the nerve; characterized by an infiltration of the connective tissue framework with the products of inflammation and by the proliferation of the connective tissue cells. Vision is almost always seriously affected, owing to the presence of a scotoma. [Gr., *neuron*, nerve, + *itis*, inflammation.]

neu'ro-. Combining form of Gr., *neuron*, nerve; used as a prefix to indicate of,

- or pertaining to a nerve. More often used than *nervo*.
- neu'roblasto'ma.** A blastoma formed from either the hylic or lepidic elements of nervous tissue.
- neuroblasts** (nu-ro'-blasts). The elements destined to form the nervous system. [Gr., *neuron*, nerve, + *blastos*, sprout.]
- neu'rocyto'ma.** See *neuroma*.
- neurodendrite** (nu-ro-den'drit). A nerve-cell process combining neuraxon and dendrite.
- neurodin** (nu-ro'din). 1. A proprietary antipyretic and analgesic. 2. A ptomain, $C_5H_{10}N_2$, formed in decomposing flesh.
- neurodynamia, neurodynamis** (nu-ro-di-nam'e-ah, nu-ro-din'am-is). Nervous energy. [Gr., *neuron*, nerve, + *dynamis*, power.]
- neuro-epithelioma** (nu''ro-ep-i-the-le-o'-mah). A tumor composed of neuro-epithelium. [Gr., *neuron*, a nerve, + *epithelioma*.]
- neu''ro-epithe'lium.** 1. A specialized epithelium forming the perceptive elements of the organs of special sense, as the hair-cells of the organ of Corti or the rods and cones of the retina. 2. The epithelium of the epiplast whence the cerebrospinal axis is developed.
- neurofebrin** (nu-ro-feb'rin). A proprietary preparation consisting of a mixture of neuronal and acetanilid.
- neurofibril** (nu-ro-fi'bril). Fine fibrillary structures within the neurons, thought to be the conducting elements.
- neurofibroma** (nu-ro-fi-bro'mah). A tumor of the connective tissue of a nerve, unassociated with any multiplication of its nerve fibers. [Gr., *neuron*, a nerve, + *fibroma*.]
- neu'rofibrinato'sis.** Multiple nodules upon the stems of peripheral nerves consisting of fibrous tissue and nerve fibers.
- neurogamia** (nu-ro-gam'e-ah). See *animal magnetism*, under *magnetism*. [Gr., *neuron*, nerve, + *gaminein*, to marry.]
- neurogenic** (nu-roj-en'ik). Pertaining to the nerves. **n. tonus.** Tonic contraction of the muscles, due to stimuli received from the nerve centers. [Gr., *neuron*, nerve, + *gennan*, to produce.]
- neurogenous** (nu-roj'en-us). Of nervous origin. [Gr., *neuron*, nerve, + *gennan*, to produce.]
- neuroglia** (nu-rog'le-ah). The tissue which forms the supporting framework of the brain and spinal cord. It is composed of cells derived from primitive nerve cells, specially modified for this particular function. **n. cell, n. corpuscle.** See under *cell*. [Gr., *neuron*, nerve, + *glia*, glue.]
- neuroglioma** (nu''ro-gli-o'mah). A tumor composed of nervous and gliomatous tissue. [Gr., *neuron*, a nerve, + *glioma*.]
- neurography** (nu-rog'raf-e). See *neurology*. [Gr., *neuron*, nerve, + *graphein*, to write.]
- neurohypnology, neurohypnotism** (nu-ro-hip-nol'o-je, nu-ro-hip'not-ism). See *hypnotism*.
- neuroid** (nu'royd). 1. Abounding in nerves or nervous substance. 2. Resembling a nerve or a nervous system. [Gr., *neurodes*, from *neuron*, nerve, + *eidos*, a resemblance.]
- neurokeratin** (nu-ro-ker'at-in). A substance analogous to keratin, forming one of the constituents of the gray matter of the brain.
- neurolecithin** (nu-ro-les'ith-in). A proprietary preparation consisting of lecithin with small amounts of cholesterol and fats.
- neurologist** (nu-ro'l'o-jist). One versed in neurology.
- neurology** (nu-ro'l'o-je). The science relating to the nervous system and its diseases. [Lat., *neurologia*, from Gr., *neuron*, nerve, + *logos*, understanding.]
- neurolysis** (nu-ro'l'is-is). Exhaustion of a nerve by prolonged overstimulation. [Gr., *neuron*, nerve, + *lysis*, a loosing.]
- neuroma** (nu-ro'mah). A rare form of tumor containing true nerve cells as well as fibers, being an autonomous and independent growth of nervous tissue. **amputation n.** A bulbous mass from the swelling at the end of a nerve, following amputation. **false n.** A myxofibroma, or myxosarcoma of the nerve sheaths or intrafascicular connective tissue, but containing no nervous tissue. **fibrillated n., fibron.** General terms for neuromata consisting of non-medullated fibers. **gliomatous n.** See *neuroglioma*. **multiple n.** Numerous tumors along the course of a nerve, in which the nerve fibers take no part. **myxomatous n.** A tumor composed of myxomatous and nervous tissue. **plexiform n.** An old name for multiple **n. sarcomatous n.** A sarcoma developing in the course of a nerve. [Gr., *neuron*, nerve, + *oma*, tumor.]
- neuromalacia** (nu''ro-mal-a'se-ah). Softening of the nerves. [Gr., *neuron*, a nerve, + *malakia*, softness.]
- neuromere** (nu''ro-mër). A segment of the cerebrospinal axis. [Gr., *neuron*, nerve, + *meros*, a part.]
- neurometabolic** (nu''ro-met-ah-bol'ik). Pertaining to the metabolism of the nervous system. [Gr., *neuron*, nerve, + *metabolikos*, changeable.]
- neurometastasis** (nu''ro-met-as'tas-is). Metastasis to the nervous system. [Gr., *neuron*, nerve, + *meta*, between, + *istanai*, to place.]
- neuromuscular** (nu-ro-mus'ku-lar). 1. Pertaining to nerve and muscle. 2. Of a medicament, affecting at once nervous and muscular action. [Gr., *neuron*, nerve, + Lat., *musculus*, muscle.]
- neuromyxoma** (nu-ro-miks-o'mah). See *myxoneuroma*. [Gr., *neuron*, a nerve, + *myxoma*.]
- neuron, neurone** (nu'ron, nu'rôn). The essential cellular element or unit of the central nervous system. It consists of a cell-body, with its various branches, processes and derivatives. [Gr., *neuron*, nerve.]
- neuronal** (nu'ro-nal). Bromodiethacetamid; it contains about 41 per cent. of bromin. Used as a hypnotic.

neuroneoplasma (nu'ro-ne-o-plas'mah).

A neuroma. [Gr., *neuron*, nerve, + *neos*, new, + *plassein*, to mold.]

neuroniðia (nu-ro-nid'e-ah). A proprietary aromatic elixir of veronal.

neuronist (nu'ron-ist). One who considers the nervous system as an aggregation of neurons. [Gr., *neuron*, a nerve.]

neuronophage, **neurophage** (nu-nu'o-faj, nu'ro-faj). Name given by Marinesco to the phagocyte supposed to destroy the nerve cells. [Gr., *neuron*, nerve, + *phagein*, to eat.]

neuronophagy (nu-nu-off'aj-e). Destruction of neurons by phagocytes. [Gr., *neuron*, nerve, + *phagein*, to eat.]

neuropath (nu'ro-path). One who regards nervous affections as the chief or sole cause of disease; or one having a nervous disease. [Gr., *neuron*, nerve, + *pathos*, a disease.]

neuropathology (nu'ro-path-ol'o-je). The pathology of the nervous system. [Gr., *neuron*, a nerve, + *pathos*, a disease, + *logos*, understanding.]

neuropathy (nu-ro-path-e). Any disease of the nervous system. [Gr., *neuron*, nerve, + *pathos*, a disease.]

neurophysiology (nu'ro-fiz-e-ol'o-je). The physiology of the nervous system. [Gr., *neuron*, nerve, + *physis*, nature, + *logos*, understanding.]

neuropil (nu'ro-pil). Axis-cylinder processes in invertebrates.

neuroneplasia (nu-ro-pla'se-ah). Of Virchow, a neuromatous diathesis. [Gr., *neuron*, a nerve, + *plassein*, to mold.]

neuroplasty (nu'ro-plas-te). The plastic surgery of the nerves. [Gr., *neuron*, a nerve, + *plassein*, to mold.]

neuropore (nu-ro-por). A pore at anterior end of anterior cerebral vesicles.

neuropsychic (nu-ro-si'kik). Denoting a combination of neural and psychical factors.

neuroretinitis (nu'ro-ret-in-i'tis). Optic neuritis with retinitis. [Gr., *neuron*, a nerve, + Lat., *rete*, a net, + Gr., *itis*, inflammation.]

neurorrhaphy (nu-ror'af-e). Suture of a divided nerve. [Gr., *neuron*, a nerve, + *raphe*, a suture.]

Neurorrhyses hydrophobiae (nu-ro-rik'tes hy-dro'fo-be-e). See *Negri bodies*.

neuroscirrhus (nu-ro-skir'rus). A neuroma. [Gr., *neuron*, a nerve, + *skirron*, an induration.]

neuro sclerosis (nu'ro-skle-ro'sis). Sclerosis of nervous tissue. [Gr., *neuron*, a nerve, + *skleros*, hard.]

neurosis (nu-ro'sis). A functional affection, such as neuralgia, of the nervous system unattended by inflammation or any ascertainable structural lesion. See also *psychoneurosis*. **alcoholic n.** A n. due to alcoholic excesses. **anxiety n.** A form of n. characterized by anxious apprehensions. **compulsion n.** See under *compulsion*. **occupation or professional n.** N. due to the long-continued and repeated use of a group of muscles

in the performance of labor incident to a profession. **thyo-exophthalmic n.** Of Corlieu, exophthalmic goiter. **traumatic n.** N. due to injury. See also *railway spine*, under *spine*. **vascular n.** See *angioneurosis*. [Gr., *neuron*, a nerve.]

neurosoma (nu'ro-som). The nerve cell body. [Gr., *neuron*, nerve, + *soma*, body.]

neurospasmus (nu-ro-spas'mus). Nervous twitching. [Gr., *neuron*, a nerve, + *span*, to draw.]

neurospogium. Syn.: *myelospogium*. Network of fine anastomosing nerve fibrils in interior of nerve ganglia in insects. [Gr., *neuron*, nerve, + *spongos*, a sponge.]

neurotabes (nu-ro-ta'bes). An assemblage of sensory and motor troubles, resembling those caused by posterior spinal sclerosis, that is due to peripheral neuritis. [Gr., *neuron*, a nerve, + *tabes*.]

neurotic (nu-ro'tik). 1. Pertaining to or dependent on a neurosis. 2. Having a tendency to nervous disease.

neurotomy (nu-ro'to-me). The section of a nerve to produce sensory paralysis. [Gr., *neuron*, a nerve, + *temnein*, to cut.]

neurotoxic (nu-ro-toks'ik). Poisonous to the nervous system. [Gr., *neuron*, a nerve, + *toxikon*, poison.]

neurotoxin (nu-ro-toks'in). A toxin acting on the nervous system. [Gr., *neuron*, a nerve, + *toxikos*, poisonous.]

neurotroph (nu-ro'tro-fe). Pertaining to the nutrition of the nervous system. [Gr., *neuron*, nerve, + *trophein*, to nourish.]

neurotropic (nu-ro-trop'ik). Having an affinity for nervous matter, tending to combine with it. [Gr., *neuron*, nerve, + *trepein*, to turn.]

neutral (nu'tral). 1. Possessing neither of two opposite qualities. 2. In chemistry and physics, it denotes the condition of a solution with reference to its hydrogen and hydroxyl ion concentration, which is the same as that of pure water. [Lat., *neuter*, neither.]

neutralization (nu-tral-iz-a'shun). The act or process of rendering neutral (i. e., of annulling a positive quality in such a manner that neither it nor the quality opposed to it shall exist). Thus, acidity is neutralized by reducing it to a condition in which neither an acid nor an alkaline reaction is present, and the combining capacity of an atom is neutralized by uniting it with other atoms until a saturated compound is formed.

neutrophil (nu'tro-fil). A neutrophilous substance or cell. See also in *appendix*, page 900.

neutrophilous (nu-trof'il-us). Staining readily by means of neutral dyes (said of anatomical elements, such as leukocytes). [Lat., *neuter*, neither, + Gr., *philein*, to love.]

nevold (ne'voyd). Resembling a nevus. [Lat., *naevus*, a mark, + *eidosis*, resemblance.]

nevolipoma (ne'vo-lip-o'mah). See *lipoma telangiectodes*, under *lipoma*.

nevus. Pl., *nevi*. Nevi are of two kinds: pigmented and vascular, and are anom-

alies of development of the skin, one showing chiefly in excessive deposit of pigment, the other in overgrowth of vascular tissue. **n. flammens.** Syn.: *port-wine mark, claret stain, strawberry mark.* Nevi vascularis forming smooth, flat, irregular patches of a red, bluish, or purplish color. **n. lipomatodes.** A variety of n. marked by increase in the amount of cutaneous fat. **n. papillomatosus.** A form of n. characterized by excessive growth of the papillae of the skin. **n. pigmentosus.** See *mole* (1st def.). **n. pilosus.** A variety of n. in which the hair is in excess, a mole covered with hair. **n. spillus.** A small variety without elevation. **n. vascularis.** Syn.: *birthmark, mother's mark, fungus vasculosum.* A congenital hypoplasia of a circumscribed area of the vascular system of the skin. It is of three kinds: (1) *Cavernous n.* A n. of steady growth destroying the surrounding tissues by mechanical interference. (2) *Flat n.* A form in which the n. consists of a superficial plexus of dilated capillaries, e. g., the *port wine mark.* (3) *Hypertrophic n.* Well-defined angiomas, made up of a network of large dilated vessels. Cavernous nevi and hypertrophic nevi are comparatively rare. **n. verrucosus.** A variety in which there is excessive development of the horny layer and the n. itself is wartlike. **telangiectatic n.** A n. containing dilated capillaries. [Lat., *naevus, fr. natus, congenital.*]

nex'us. A tying, a binding together. [Lat., *nectere, to bind.*]

N. F. Abbreviation of *National Formulary.*

Ni. Chemical symbol for the element *nickel.*

Nicholson's hydrometer. A hollow metal cylinder loaded with lead so as to float upright in water, and having a standard mark on its stem and a scale pan at the top of the stem, and also one at the bottom of the cylinder.

nick'el. A metallic element. Symbol Ni. Atomic weight, 58.7. **n. acetate.** A salt of n. and acetic acid. It has been used medicinally. **n. bromid.** Nickelous bromid, NiBr₂. The anhydrous salt forms golden yellow scales which readily deliquesce. The hydrated salt, NiBr₂ + 3H₂O, forms deliquescent green acicular crystals. This salt has been employed in epilepsy. **n. phosphate.** Nickelous phosphate; a green precipitate obtained by the action of boiling phosphoric acid on n. and in other ways. It is insoluble in water, but soluble in the mineral acids, and has been used in medicine. [Lat., *niccolum.*]

nic'ol. A food preparation of milk albumin and an iron compound.

Nicolaier's bacillus. The *Bacillus tetani*, or bacillus of tetanus.

Nicol's prism. A p. made by cutting a crystal of Iceland spar diagonally and cementing the pieces with Canada balsam; used to effect the polarization of light.

Nicotiana (nik'o-she-an'ah). The tobacco plant. *folia nicotianae, herba nico-*

tianae tabaci. See *Tabacum.* **N. amercana.** See *N. tabacum.* **N. tabacum.** Virginian tobacco plant; indigenous to tropical America, now widely cultivated in both hemispheres. The dried leaves, the *tabacum* of the U. S. Ph., 1890, have a peculiar penetrating odor wanting in the fresh plant. They contain nicotine, nicotianin, a very small percentage of essential oil, and several acids. Tobacco smoke is very complex in composition, but, if nicotine is excepted, the only constituents found in appreciable quantities are numerous basic substances of the picolinic series. A dark brown, acrid, highly poisonous empyreumatic oil is obtained from tobacco by distillation. Tobacco, used in moderation, causes in those accustomed to its use a gentle exhilaration or a state of quietude and repose. Tobacco was formerly much used for various disorders, but its use is attended with danger, as its poisonous principle is easily absorbed by the skin. [From *J. Nicot*, who is said to have brought the plant from France.]

nicotianin (nik-o'she-a-nin). A substance resembling camphor obtained by distilling tobacco with water.

nicotin (nik'o-tin). A poisonous base, C₁₀H₁₄N₂, present in tobacco leaves to the extent of 8 per cent., depending upon the grade. It is an oil, easily soluble in water. Highly poisonous. [Lat., *nicotiana, tobacco.*]

nicotin'ic acid. See under *acid.* **nicotinism, nicotism** (nik'o-tin-ism, nik'o-tism). Tobacco poisoning.

nicoulin (nik'oo-lin). A poisonous alkaloid, C₈H₄O, causing stupefaction and paralysis, used by Boinet in tetanus.

nictation, nictitation (nik-ta'shun, nik-ti-ta'shun). Winking. [Lat., *nictare, to move the eyelids.*]

nidation (ni-da'shun). The formation of a nest. **uterine n.** Of Aveling, the periodical development of the uterine mucosa in the form of a decidua membrane that would serve to receive the ovule detached from the ovary. See *denidation.* [Lat., *nidus, a nest.*]

ni'dus. 1. A nest or a nestlike structure. 2. A focus of development or growth; the seat of a germ. **n. cochlearis.** See *accessory auditory nucleus*, under *nucleus.* **n. facialis.** See *facial nucleus*, under *nucleus.* [Lat., *nidus, nest.*]

night-blind'ness. See *nyctalopia.*

night'mare. A female spirit or monster, supposed to beset human beings and animals by night, sitting upon them when asleep and producing a feeling of suffocation by its weight. A bad dream. [Mid. Dutch, *nachtmare*; mid. Low Ger., *nachtmar*; mid. High Ger., *nahtmare.*]

night-soil. The contents of privies (removed at night).

night-sweat. A profuse and exhausting sweat occurring during sleep in certain depressed conditions of the system (e. g., pulmonary tuberculosis or the prostration following severe illness).

night-ter'rors. See *pavor nocturnus.*

- nigre'do.** Blackness. **n. cutis.** N. of the skin; melasma. **n. nativa.** A natural dark pigmentation of the skin. [Lat., *niger*, black.]
- ni'gri-, ni'gro-** Combining form of Lat., *niger*, black; used as a prefix to denote of, or pertaining to blackness.
- nigrismus, nigritia, nigrities** (ni-gris'-mus, ni-grish'e-ah, ni-grish'e-ēz). See *melasma, melanosis*, and *nigredo*. [Lat., *niger*, black.]
- nigrosin** (ni'gro-sin). Anilin black; used as a microscopic stain. [Lat., *niger*, black.]
- nihilism** (ni'hil-izm). A disbelief in the efficacy of drugs, at least in their power to modify the course of the so-called self-limited diseases.
- ni'o'bic.** Containing niobium as a pentad radicle.
- niobium** (ni-o'be-um). A metallic element. Symbol Nb. Atomic weight 94.
- nioform** (ni'o-form). See *vioform*.
- niphablepsia** (nif-ab-lep'se-ah). Snow-blindness. [Gr., *nipha*, snow, + *ablepsia*, blindness.]
- nip'ple.** The organ for delivering the mammary secretion; a conical or half-spherical erectile body projecting slightly from the center of the mamma. **Paget's disease of n.** See *Paget*. [Mid. Eng., *neple*, pap, teat, dug.]
- nirvanin** (nir-van'in). The hydrochlorid of the methyl ester of diethylglycoyl paramido-ortho-oxybenzoic acid; used as a substitute for cocaine as a local anesthetic.
- Nissl's gran'ules.** The granules found in nerve cells that stain with the basic anilin dyes. So-called from the observer who first described them.
- ni'sus.** Force, tendency, impulse; the vernal sexual impulse in animals. See *molimen*. **n. formativus.** See *plastic force*, under *force*. [Lat., *niti*, to strive.]
- niter, nitre** (ni'ter). Potassium nitrate; saltpeter. **sweet spirits of n.** See *spiritus etheris nitrosi*, under *ether*. [Lat., *nitrum*, from Gr., *nitron*.]
- ni'trate.** A salt of nitric acid. The n's have been found in normal urine.
- ni'trated.** United with nitric acid, or with niter, the NO group.
- ni'tra'tion.** The act or process of treating with nitric acid.
- ni'tric.** Containing nitrogen as a pentad radicle.
- ni'tric ac'id.** See under *acid*.
- ni'tric ox'id hemoglo'bin.** The compound of hemoglobin with nitric oxid, analogous to the compound of oxygen and hemoglobin, but not so readily dissociated.
- ni'tricus.** 1. Nitric; containing nitric acid. 2. With the name of a base, the nitrate of that base.
- ni'trid.** A compound of an element or a radicle directly with nitrogen.
- nitrifica'tion.** The conversion of ammonia and elementary nitrogen into nitric acid or ammonia derivatives which may be brought about by the presence of certain bacteria. [Lat., *nitrum*, native soda, + *facere*, to make.]
- ni'tril.** Syn.: *cyanid*. A compound of CN with an alkyl radicle, in which the nitrogen is trivalent.
- ni'trite.** A salt of nitrous acid.
- ni'tro-** Combining form of Gr., *nitron*, niter; used as a prefix to denote (1) the combination of nitric acid with an organic acid; (2) the presence of the nitro-grouping (NO₂) in place of hydrogen.
- nitrobacter** (ni-tro-bak'ter). Same as *nitrobacteria*.
- nitrobacteria** (ni'tro-bak-te're-ah). Soil bacteria, that convert ammonia and other nitrogenous substances into nitrates and nitrites.
- nitrobenzene** (ni'tro-ben'zēn). C₆H₅NO₂; an oily substance which has an odor resembling that of bitter almond oil. Used in large quantities for the preparation of dyes.
- nitrocellulin, nitrocellulose** (ni-tro-sel'u-lin, ni-tro-sel'u-lose). A substitution compound of cellulose. *Monon'*, C₆H₉(NO₂)O₅, *din'* (pyroxilin), C₆H₈(NO₂)₂O₅, and *trin'* (gun-cotton), C₆H₇(NO₂)₃O₅, are known. The latter is used in the manufacture of smokeless powder. Collodium is an alcoholic ethereal solution of pyroxilin. Celluloid contains nitrocellulose.
- nitro-ethane** (ni-tro-eth'an). A liquid, C₂H₅NO₂.
- ni'troform.** An acid body, CH(NO₂)₃, analogous in composition to chloroform and iodoform.
- nitrogen** (ni'tro-jen). Syn.: *azote*. A non-metallic element, discovered by Priestley in 1772. It is an indifferent, colorless, tasteless gas, present in the atmosphere; also present, in small quantities, in the intestinal tract and in the blood. Symbol N. Atomic weight, 14.01. Intrapleural injections of n. have been used to compress the lung in the treatment of tubercular disease. **n. determination.** See *Kjeldahl*. **n. dioxide.** NO₂; a brown, poisonous gas. **n. monoxid.** Nitrous oxid, laughing gas; a colorless gas, N₂O, of agreeable odor and sweetish taste. When inhaled it produces anesthesia, without muscular relaxation. It is now widely used for inducing anesthesia, to avoid the disagreeable early stages of ether anesthesia. It is often used with oxygen when it is desired to maintain narcosis for more than a minute. **n. oxid.** See *n. monoxid*, *n. tetroxid*, and *n. pentoxid*. **n. pentoxid.** Nitric anhydrid, anhydrous nitric acid; a white crystalline substance, N₂O₅. It is volatile and deliquescent, and is a powerful oxidizing agent. United with water, it forms nitric acid. **n. peroxid.** See *n. tetroxid*. **n. protoxid.** See *n. monoxid*. **n. tetroxid.** A liquid which at temperatures below 0° C. is colorless, but which above this point becomes yellow and gradually deepens in color till it attains a dark orange hue. [Gr., *nitron*, niter, + *gennan*, to produce.]
- nitrogenous** (ni-troj'en-us). Containing nitrogen.
- nitroglycerin** (ni-tro-glis'er-in). Syn.: *glyceryl nitrate, trinitrin, glonoin*. The glycerin ester of nitric acid. A colorless,

oily, explosive liquid, $C_8H_5(O.NO_2)_3$, prepared by the action of nitric and sulphuric acids on glycerin and subsequent precipitation with water. It is a powerful explosive and mixed with earth is known as dynamite. In minute doses it causes acceleration of the heart's action by dilatation of the arterioles, with violent headache. It is used in solution for lowering the blood pressure. [Gr., *nitron*, niter, + *glykys*, sweet.]

nitromalonyl urea (ni-tro-mal'on-il u're-ah). Dilituric acid.

nitromannitan (ni-tro-man'it-an). A substance prepared by adding mannitan to a mixture of concentrated sulphuric and fuming nitric acids. It detonates violently on percussion.

nitromannite (ni-tro-man'it). Syn.: *hexone*, *hexanitate*, *mannite nitrate*. The compound, $C_6H_5(NO_2)_6$.

nitrometer (ni-trom'et-er). A gas buret used for measuring the amount of nitrogen in the analysis of nitroglycerin and other nitrogenous substances. [*Nitrogen* + Gr., *metron*, a measure.]

nitromethane (ni-tro-meth'an). A nitro-substitution compound of methane $CH_3.NO_2$. In small doses it acts as an analgetic.

nitron. The weight of a radium emanation.

nitronaphthalene (ni-tro-naf'thal-en). The compound, $C_{10}H_7(NO_2)$.

nitronaphthol (ni-tro-naf'thol). The compound, $C_{10}H_6(NO_2)OH$.

nitroparaffin (ni-tro-par'af-in). A paraffin in which the nitro-group replaces hydrogen.

nitrophenol (ni-tro-fe'no'l). A nitro-substitution compound of phenol.

nitrophenyl (ni-tro-fe'n'il). A univalent radicle, $C_6H_4(NO_2)$, a substitution compound of phenyl.

nitrosaccharose (ni-tro-sak'ar-ōs). An explosive compound produced by the action of nitric acid on saccharose.

nitro'so-. A combining form, used in chemistry to denote the presence of nitroxyl (NO).

nitrosobacteria (ni-tro''so-bak-te're-ah). Bacteria oxidizing ammonia into nitrites.

nitrosococcus. A nitrite-forming coccus.

nitrosomonas. The nitrite-forming organism of the soil.

nitro'soni'tric. Containing nitrogen both as a triad and as a pentad. **n. acid**. See under *acid*.

nitrososubstitution (ni-tro''so-sub-sti-tu'shun). The substitution of the nitryl radicle in a compound.

nitrosu'gars. Any one of the nitro-substitution products of the carbohydrates.

nitrosyl (ni'tro-sil). A univalent radicle, NO; found combined in nitrous acid.

nit'rous. Containing nitrogen as a trivalent radicle. **n. acid**. See under *acid*.

n. ether. See *ethyl nitrate*, under *ethyl*.

n. oxid. Nitrogen monoxid. List of poisons and their antidotes, see in *appendix*, page 940.

nitrox'yl. A univalent radicle.

ni'trum. Niter; a name applied originally to natural sodium carbonate (afterward called natron), potassium nitrate being

called at first *sal petrae*, subsequently *sal nitri*, and finally *n*.

nitryl (ni'tril). A univalent radicle, NO_2 .

Nocardia (no-kar'de-ah). Syn.: *Actinomyces*, *Streptothrix*. One of the subdivisions of the order *Hyphomycetes* of the *Fungi*. **N. asteroides**. See *Actinomyces*.

N. aurea. Found in cases of ulcerative conjunctivitis. **N. bovis**. See *Actinomyces*.

N. brasiliensis. Found in mycetoma of the leg in Brazil. **N. buccalis**. Produces stomatitis resembling thrush. **N. Foersteri**. Found in concretions called davyolithes in the lacrimal canal. **N. hominis**. Found in multiple abscesses and appendicitis in man. **N. Israeli**. The anaerobic species found in human and bovine actinomycosis. **N. madurea**. The cause of Vincent's white mycetoma. **N. Pelletieri**. The cause of a type of mycetoma with small red grains common in Senegal. **N. pulmonalis**. This species causes a type of pseudotuberculosis. **N. tennis**. Found in a tropical nodular affection of the hair. These forms produce threads showing true branching with fragmentation and the formation of conidia, which serve as spores and cause pseudotubercles in human beings.

noci-association (no-se-as-o-se-a'shun). An unconscious discharge of nervous energy during surgical shock.

noctiphobia (nok-ti-fo'be-ah). Morbid dread of night, darkness or silence. [Lat., *nox*, *noctis*, night, + Gr., *phobos*, fear.]

no'dal. Of, or pertaining to a node.

node. A knot; a knotlike swelling. **lymphatic n's**, **lymph n's**. Masses of encapsulated lymphoid tissue, situated at intervals along the course and distribution of the lymphatic vessels. They are most numerous in the neck, axilla, and groin. Their function is to serve as stations for the arrest of infections traveling by the lymphatics. **n's of Ranvier**. Ringlike constrictions in peripheral medullated nerve fibers. At these n's the medullary sheath is absent or nearly so, and the neurilemma of the neighboring internodes comes nearly in contact with the axis cylinder. **solitary lymph n's**. Small lymph nodes scattered over the whole mucous membrane of the small intestine. **syphilitic n.** A circumscribed bony elevation due to syphilitic periostitis, usually on the crest of the tibia, on the cranium, or on the sternum. During its inflammatory stage it is attended with extreme sensitiveness and severe pain, especially at night. [Lat., *nodus*, knot.]

no'dose. A term employed in descriptive bacteriology or pathology, to signify knotted or swollen at intervals; having nodes or projections. [Lat., *nodosus*.]

nodos'itas crin'ium. Another name for *trichorrhæxis nodosa*.

nodosity (no-dos'it-e). A knot, a node, a nodule. [Lat., *nodosis*, knotty.]

nodular (nod'u-lar). Having the form of,

- or occurring in nodules. [Lat., *nodulus*, a little knot.]
- no'dule.** 1. A small node or knot. 2. In cerebral anatomy, a small projection on the inferior vermiciform process of the cerebellum at its anterior extremity, in front of the uvula. It encroaches slightly on the fourth ventricle. [Lat., *nodulus*, dim. of *nodus*, knot.]
- no'dus.** 1. See *knot*, *node*, and *nodule*. 2. A band or bond. **n. vitalis.** Flourens's term for a center in the medulla, the destruction of which causes death by suspension of the respiratory movements.
- noematachometer** (no-e'-'mah-tak-om'eter). An apparatus for estimating the time taken in recording a simple sensation. [Gr., *noema*, thought, + *tachys*, swift, + *metron*, a measure.]
- Noguchi's butyric acid test for globulin in cerebrospinal fluid**, see in *appendix*, page 909. **N's reaction.** A reaction for syphilis, consisting in the deviation of the complement in a mixture of red blood corpuscles, hemolytic serum, and syphilitic blood, the test being positive if no hemolysis takes place. It differs from the Wassermann reaction in using human red blood corpuscles instead of sheep's corpuscles.
- noli-me-tangere** (no''li-me-tan'jer-e). An old term for a malignant ulcer, especially when occurring on the face. [Lat., "touch-me-not," occurring in the Vulgate.]
- no'ma.** See *cancrem oris*. **n. pudendi**, **n. vulvae.** A gangrenous inflammation of the vulva, occurring chiefly in young children, leading to foul ulceration, accompanied by great constitutional depression. [Gr., *nomē*, a spreading (sore).]
- non'ane.** A hydrocarbon of the paraffin series, C₆H₁₂.
- non compos mentis.** In law irresponsible by reason of unsound mind. [Lat.]
- non-met'al.** Syn.: *metalloid*. A chemical element which is not classed among the metals.
- nonyl** (non'il). The hypothetical radicle, C₉H₁₉, of the nonylic compounds.
- Nordhausen oil of vitriol.** Nordhausen sulphuric acid.
- norm.** A model or standard. [Lat., *norma*, a rule.]
- nor'ma.** A line used to define the aspects of the face. **n. frontalis.** The contour of the face viewed from in front. **n. inferior.** The contour of the base of the skull. **n. lateralis.** The contour of the skull in profile. **n. occipitalis.** The profile of the skull from behind, the skull being on a level with the eye. **n. sagittalis.** The contour of an antero-posterior section of the skull in the median line. **n. temporalis.** See *n. lateralis*. **n. verticalis.** The contour of a horizontal plane through the glabella. [Lat., *norma*, rule, model, pattern.]
- nor'mal.** 1. Corresponding to the perfect type in all respects. 2. Conforming to the ordinary standard. 3. Of the salts of polybasic acids, having all the hydrogen of the latter replaced by a metal; of hydrocarbons and their derivatives (alcohols, ethers, aldehyds, acids, etc.), having no carbon atom directly connected in their structural formulæ with more than two other carbon atoms. **n. solution.** An aqueous solution of any chemical compound, which contains in every liter its hydrogen equivalent expressed in grams. [Lat., *norma*, a rule.]
- normoblast** (nor'mo-blast). Of Ehrlich, a nucleated red blood corpuscle having a small deeply stained nucleus. See also in *appendix*, page 901. [Lat., *norma*, rule, + Gr., *blastos*, germ.]
- nosema** (no-se'mah). 1. Disease. 2. A genus of the Protozoa, order *Myxosporidia*. **N. apis.** The cause of microsporidiosis in bees. **N. bombycis.** Syn.: *Microsporidium bombycis*. See *corpuscles of Cornalia*, under *corpuscule*. [Gr., *nosema*, disease.]
- nosencephalus** (no-sen-sef'al-us). A monster in which the brain is represented only by a vascular tumor, the cranium being open in the region of the frontal sinus and the occipital opening distinct. [Gr., *nosos*, disease, + *egkephalos*, the brain.]
- nosetiology** (no-set-e-o'l'o-je). The science of the causation of disease. [Gr., *nosos*, disease, + *aitios*, causative, + *logos*, treatise.]
- no'so-.** Combining form of Gr., *nosos*, disease; used as a prefix to signify of, or pertaining to disease.
- nosocomesis, nosocomia** (no-so-kom-e'-sis, no-so-ko'me-ah). Nursing of the sick. [Gr., *nosokomesis*, *nosokomia*.]
- nosocomium** (no-so-kom'e-um). See *hospital*. - [Gr., *nosokomeion*, from *nosos*, disease, + *komein*, to take care of.]
- nosogeny** (nos-oj'en-e). See *pathogenesis*. [Gr., *nosos*, disease, + *gennan*, to produce.]
- nosography** (no-sog'raf-e). 1. See *nosology*. 2. The description of disease. [Gr., *nosos*, disease, + *graphein*, to write.]
- nosology** (no-so'l'o-je). The definition, classification, etc., of diseases. [Lat., *nosologia*, from Gr., *nosos*, disease, + *logos*, understanding.]
- nosoparasite** (no-so-par'as-it). An organism modifying a disease, while not its direct cause. [Gr., *nosos*, disease, + *parasite*.]
- nosophen** (no'so-fen). An iodine compound of phenolphthalein; an antiseptic.
- nosophobia** (no-so-fo'be-ah). A morbid fear of disease. [Gr., *nosos*, disease, + *phobos*, panic, fear.]
- nosophyte** (no'so-fit). A pathogenic vegetable microorganism. [Gr., *nosos*, disease, + *phyton*, plant.]
- nosopoietic** (nos'o-poi-et'ik). Causing or producing disease. [Gr., *nosos*, disease, + *poiein*, to make.]
- nosotoxin** (nos-o-toks'in). Any toxin produced by the processes of disease. [Gr., *nosos*, disease, + *toxin*.]
- nostalgia** (nos-tal'je-ah). Homesickness. [Gr., *nostalgia*, from *nostos*, a return home, + *algos*, pain.]
- nostomania** (nos-to-ma'ne-ah). Nostalgia bordering on insanity. [Gr., *nostos*, a return home, + *mania*, mania.]

nostosite (nos'to-sīt). A parasite located in or on its permanent host or part. [Gr., *nostos*, a return home, + *sitos*, nourishment.]

nos'tril. One of the two external apertures of the nose. [Ang.-Sax., *nosthyrl*, from *nosu*, nose, + *thyril*, hole.]

nos'trum. A proprietary medicine or one of secret composition. [Lat., *noster*, our.]

notanencephalia (no''tan-en-sef'al'e-ah). A variety of exencephalia in which the brain forms a tumor in the posterior cervical or dorsal region, the latter portion of the skull being absent. [Gr., *noton*, the back, + *an*, priv., + *egkephalos*, the brain.]

notch. A rather deep and narrow gap in a border. **acetabular n.** The gap in the margin of the acetabulum close to the obturator foramen. **clavicular n.** A n. at the upper part of the sternum with which the clavicle articulates. **cotyloid n.** See *acetabular n.* **interclavicular n.** A rounded n. at the top of the manubrium of the sternum, between the surfaces with which the clavicles articulate. **interlobar n.** The n. in the anterior margin of the liver, separating the left and right lobes. **intervertebral n's.** The concavities on the upper and lower borders of the radices of the vertebrae. By their apposition in contiguous vertebrae they constitute the intervertebral foramina. **jugular n.** A n. on the margin of the jugular process of the occipital bone which forms the posterior and middle portions of the jugular foramen. **nasal n.** A deep excavation at the inner margin of the facial surface of the maxilla. Its sharp inferior edge is prolonged below into the anterior nasal spine. **n. of Rivinus.** The n. in the upper and anterior portion of the osseous ring to which the tympanic membrane is attached. **popliteal n.** A shallow depression which separates the tuberosities of the head of the tibia posteriorly. **sacrosciatic n's.** Two n's, the greater and the less s. n., situated on the posterior border of the innominate bone. **sigmoid n.** A n. between the condyle and the coronoid process of the ramus of the mandible. **suprascapular n.** Syn.: *lunula scapulae*. A n., sometimes converted into a foramen by a ligament or bony process, in the upper border of the scapula just behind the coracoid process, through which the suprascapular nerve passes. **suprasternal n.** See *interclavicular n.* [Old Eng., *nocke*.]

note. A musical sound; a sound of definite pitch. **metallic percussion n.** A variety of tympanic sound. [Lat., *nota*, from *noscere*, to know.]

notencephalia (no''ten-se-fal'e-ah). Exencephalia affecting the occipital region. [Gr., *noton*, the back, + *egkephalos*, the brain.]

notencephalus (no-ten-sef'al-us). Affected with notencephalia; as a n. m., a fetal monster so characterized. [Gr., *noton*, the back, + *egkephalos*, the brain.]

notochord (no'to-kord). Syn.: *dorsal cord*, *chorda dorsalis*. A cartilaginous rod or rod forming the primitive basis of the spinal column in vertebrates. [Gr., *noton*, back, + *chorde*, cord.]

notomelus (no-tom'el-us). A monster having one or two accessory members on the back. [Gr., *noton*, the back, + *melos*, a limb.]

notophorus (no-tof'o-rus). A monster having a dorsal pouch. [Gr., *notophoros*, carrying on the back.]

novargan (no-var'gan). Silver proteinate; an organic silver albumin compound containing 10 per cent. of silver.

novaspirin (no-vas'pir-in). Methylene-citrylsalicylic acid, $C_{20}H_{16}O_{11}$. Its systemic action and uses are probably much like those of salicylic acid.

novatophan (no-vat'o-pan). The ethyl ester of paratophan. Its actions and uses are the same as those of atophan, over which it has the advantage of being practically tasteless.

novocain (no-vo-ka'in). The hydrochlorid of para-amino-benzoyl-diethyl-amino-ethanol, $(CH_2(C_6H_{11}.NH_2.COO).CH_2(N(C_2H_5)_2HCl)$. Its action and uses are much like those of cocain, but it is less toxic. The nitrates of this base may be used with silver salts.

noxa (noks'ah). A materies morbi.

noxious (nox'shus). Hurtful; pernicious. [Lat., *noxius*.]

nubile (nu'bil). Marriageable; capable of fertilizing or of being fertilized. [Lat., *nubilis*, from *nubere*, to wed.]

nubil'ity. Capability for marriage (properly speaking on the part of males). [Lat., *nubilitas*, from *nubere*, to marry.]

nucha (nu'kah). The nape of the neck. [Lat.]

nuchal (nu'kal). Pertaining to the nucha. **nucin** (nu'sin). See *juglone*.

nucista (nu-sis'tah). A nutmeg. **bal-samum nucistae**. Syn.: *ceratum myrsiticæ*. 1. Expressed oil of nutmeg. 2. A mixture of yellow wax, of olive oil, and expressed oil of nutmeg. [Lat., *nux*, a nut.]

Nuck's canal. Syn.: *canal of Nuck*. A pouch of peritoneum, which descends a short distance along the round ligament. It is the analogue of the processus vaginalis peritonei in the male. [Anton Nuck, Dutch anatomist, 1650-1682.]

nuclear (nu'kle-ar). Pertaining to a nucleus.

nuclease (nu'kle-ās). Any enzyme causing hydrolysis of the nucleic acids.

nucleated (nu'kle-a-ted). Containing a nucleus.

nuclein (nu'kle-in). A modified nucleoprotein, obtained by peptin digestion or by treatment with dilute acids. Its actions and uses are similar to those of nucleic acid and nucleates. It is said to increase the number of white blood corpuscles in the blood, and thereby increase its resistance to infection, but its exact value has not been demonstrated. The term n. has been erroneously used for impure nucleic acid and for nucleates.

nu'cleo-. Combining form of Lat., *nucleus*, dim. of *nux*, a nut; used as a prefix to signify of or pertaining to a nucleus.

nucleolar (nu-kle'o-lar). Of, pertaining to, or resembling a nucleolus.

nucleo'olo-. Combining form of Lat., *nucleolus*, a little nut; used as a prefix to denote of, or pertaining to the nucleolus.

nucleolus (nu-kle'o-lus). A small body or group of bodies situated within a nucleus. Its nature and function are still uncertain. [Lat., dim. of *nucleus*.]

nucleoplasm (nu'kle-o-plasm). The more solid substance forming the reticulum and membrane of a cell nucleus. See *karyoplasm*, **germinal n.** See *germ plasma*, under *plasma* (1st def.). **histogenetic n.** See *histogenetic plasma*, under *plasma*. **ovogenous n.** Histogenetic n. in the ovum which controls the formation of egg membranes, yolk, etc. In contradistinction to the term *plasma*. **somatic n.** See *histogenetic plasma*, under *plasma*. **spermogenous n.** N. in the spermatozoid which controls the development of the tail, etc., in contradistinction to the proper generative or germ plasma. [Lat., *nucleoplasma*, from *nucleus*, a little nut, + Gr., *plassein*, to mold.]

nucleoprotein (nu'kle-o-pro'te-in). One of a group of compound proteins consisting of a compound of simple protein with nucleic acid; an important constituent of the cell nucleus.

nucleotoxin (nu-kle-o-toks'in). 1. A toxin found in the nuclei of cells. 2. A toxin acting upon the nuclei of cells.

nucleus (nu'kle-us). 1. The comparatively large body within and usually near the center of any typical cell and forming an integral part of it. The n. is a special agent in cell multiplication, a regulating center for protoplasmic movement, and has a direct influence on digestion. 2. In chemistry, the elements of a radicle which give the latter its characteristic form and about which all the other elements of the radicle are considered to be grouped; specifically, in the chemistry of the hydrocarbons, the carbon ring apart from the hydrogen atoms and side chains united to it. 3. Any one of the separate masses of gray matter in the medulla oblongata, the floor of the fourth ventricle, and the aqueduct of Sylvius that represent the gray cornua of the spinal cord in its intracranial portion. **abducens (facialis) n., abducent n.** A gray n. in the fasciculus teres, on the floor of the fourth ventricle, behind the trigeminal n., and extending close up to the anterior stria medullaris. **accessory auditory n.** A ganglionic mass on the lateroventral aspect of the restiform body at the convergence of the two roots or divisions of the auditory nerve. **amygdaloid n.** A mass of gray matter forming the anterior extremity of the descending cornu of the lateral ventricle, and connected with the claustrum. **arcuate n.** The largest of the masses of cinerea in the arciform fibers of the pyramids on the ventral side. **auditory nuclei.** Nests of nerve cells

in the oblongata from which the auditory nerve arises. **Burdach's n.** See *cuneate n.* **caudal n.** See *oculomotor n.* **caudate n.** The intraventricular portion (or ganglion) of the corpus striatum, a pyramidal body on the floor of the anterior cornu of the third ventricle, composed mainly of gray matter traversed by white fibers from the internal capsule. Microscopically it is made up of multipolar nerve cells, which are probably connected with the surrounding fibers. **central n. of Roller.** A ganglionic mass in the oblongata near the rhaphe and between the lemniscus on the ventral side and the fasciculus longitudinalis posterior on the dorsal side. **chromatic n.** The principal n. of a cell as distinguished from the accessory n. or corpuscle. **cleavage n.** See *segmentation n.* **common n. of the third and fourth cranial nerves, common oculomotor n.** A collection of ganglion cells in the floor of the aqueduct of Sylvius. **cuneate n.** Syn.: *Burdach's n.* The elongated mass of ganglionic substance appearing in the external posterior column of the postoblongata at the level of the established pyramids and extending nearly to the pons. **cuneiform n.** See *ala cinerea*. **daughter nuclei.** The nuclei (usually two) produced by the division of a mother nucleus. **Deiters's n.** A collection of cells situated back of the acoustic n. **dentate n.** See *corpus dentatum*. **ectoblastic n.** A n. in one of the cells of the epiblast. **emboliform n.** A small mass of gray matter lying to the inner side of the corpus denticulatum. **endothelial n.** One of the nuclei of connective tissue corpuscles in serous membranes. **entoblastic n.** A n. in a hypoblast cell. **external accessory olivary n.** A small collection of gray matter on the dorsal aspect of the olivary n. **facial n.** Ganglionic mass forming origin of seventh cranial nerve. **free nuclei.** Cell nuclei without a cell body, so called in accordance with the original conception of cell genesis advanced by Schwann and Schleiden. It was supposed that the n. was developed before the cell body, and in many cases independently of it, and that it might exist for a time before the cell body was developed around it. **gelatinous n.** A n. in the substantia gelatinosa of the oblongata. **germinal n., germ n.** The n. resulting from the fusion of the male and female pronuclei. **glossopharyngeal n.** The n. of the glossopharyngeal nerve; continuous with the nuclei for the pneumogastric and spinal accessory nerves. **gracile n.** A slender elongated ganglionic mass appearing in the median posterior column of the postoblongata and extending cephalad nearly to the pons. **gray central n.** 1. The central gray matter of the spinal cord. 2. See *lamina cinerea*. 3. See *gray tubercle of Rolando*. 4. The gray n. of the optic thalamus, a group of masses of gray matter scattered about at irregular intervals, distinguished as the external and internal nuclei. **gustatory**

n. The sensory glossopharyngeal **n.** **hypoglossal n.** Either of two nuclei, one of which, the large-celled **n.**, chief or main hypoglossal **n.**, is situated in the postoblongata somewhat ventrad of the central canal and very close to the meson. The second **n.** is the small-celled **n.** of Roller. This is an indistinctly circumscribed, round clump of small nerve cells lying close against the ventral side of the main **n.** **internal accessory olivary n.** See *median internal accessory olivary n.* **intraventricular n.** See *caudate n.* **large-celled auditory n.** A mass of large nerve cells situated mesad of the restiform body. **lenticular n.** 1. See *n. lentis*. 2. In the corpus striatum, the gray matter of its extraventricular portion. **main n.** The larger or principal of the ganglionic oculomotor nuclei. **median internal accessory olivary n.** A ganglionic mass situated at the mesal or inner side of the olive, and dorsad of the anterior pyramid. **mesoblastic n.** A **n.** belonging to a cell of the mesoblast. **mother n.** A **n.** that is in course of division into two or more parts called *daughter nuclei*. **motor n.** A ganglionic mass in the central nervous system from which motor nerve fibers arise. **muscle nuclei.** See *muscle corpuscles*, under *corpuscle. n.* **cochlearis.** The **n.** or nuclei of the cochlear division of the auditory nerve. **n. fastigii.** A mass of gray matter in the anterior portion of the white **n.** of the vermiform process, near the roof of the fourth ventricle. **n. lentis.** The **n.** or central portion of the crystalline lens, as distinct from its periphery or cortex. It is composed of the denticulated fibers. **nuclei of origin of a nerve.** The gray matter of the nervous center representing the deep origin of a nerve. **n. of the tegmentum.** A **n.** of gray matter, through which are scattered numerous ganglion cells of a red color, situated in the tegmental region of the crus cerebri. **n. of the trapezium.** See *superior accessory olivary n.* **nuclei pontis.** A number of multipolar nerve cells, lying between the bundles of nerve fibers near the lower or anterior portion of the pons Varolii. **n. pulposus.** The remnant of the notochord in the adult in man and other mammalia; it appears as a pulpy mass at the center of the intervertebral fibrocartilages. **n. pyramidalis.** The inner accessory olivary nucleus. **n. quadrigeminus.** The central ganglionic portion of the corpora quadrigemina. **oculomotor n.** The **n.** of origin of the third or oculomotor nerve. **quintus n.** The trigeminal **n.** **red n.** See *n. of the tegmentum*. **restiform n.** The central gray matter of the restiform body. **roof n.** See *n. of the tegmentum*. **segmentation n.** The **n.** formed by the union of a male and female pronucleus, undergoing segmentation. Also called *cleavage n.* **sensory n.** A nucleus of nerve cells forming the origin of the sensory portion of the trigeminal nerve. **spermatic n.** A spermatozoid after it has

given off the counterpart of the extrusion globule in the ovum. **spheroidal n.** 1. A cell **n.** of rounded form. 2. A rounded ganglionic mass or nidus in the central or peripheral nervous system. **Stilling's diffused nuclei pyramidales.** See under *Stilling*. **styloid n.** A small bony nodule found in the cartilages uniting the lesser (styloid) cornua and the body of the hyoid bone. **subependymal n.** The internal nucleus of the auditory nerve. **subthalamie n.** Syn.: *corpus subthalamicum*. A lenticular mass of gray substance in the subthalamie region, containing many pigmented ganglion cells and surrounded by a layer of white matter. **superior accessory olivary n.** A body imbedded in the pons Varolii, similar to the lower olivary body of the medulla oblongata, but smaller. **triangular n.** The cuneate nucleus. **trochlear n.** The ganglionic mass of the gray aqueduct, giving origin to the fibers of the fourth nerve. **vagus n.** The portion of the accessorio-glossopharyngeal nuclei giving origin to the pneumogastric nerve. **vesicular n.** A **n.** having a membrane and one or more nucleoli. **vitelline n.** A body formed by the union of the male and female pronuclei within the vitellus. **white n.** The central white substance of the corpus dentatum of the olive. [Lat., *nucleus*, kernel, from *nux*, nut.]

nu'di-. Combining form of Lat., *nudus*, nude; used as a prefix to denote uncovered.

nullipara (nul-lip'ah-rah). A woman who has not borne children. [Lat., *nullus*, none, + *parere*, to bring forth.]

nulliparous (nul-lip'ar-us). Having never brought forth young (sometimes restricted to one that has not been pregnant). [Lat., *nullus*, none, + *parere*, to bring forth.]

nummiform (num'me-form). Having the shape of a coin. [Lat., *nummus*, a coin, + *forma*, form.]

nummular (num'mu-lar). Coinlike; term used to describe sputa. [Lat., *nummulus*, money.]

nummulation (num-u-la'shun). The aggregation of red blood corpuscles into rolls, like coins placed face to face. [Lat., *nummulus*, dim. of *nummus*, money.]

Nuphar (nu'far). A genus of plants including the pond lily. **N. lutea**, **N. luteum**. Yellow water lily, the Gr., *nunphaia cetera* of the ancients. The root flower and seed were formerly used like those of *Nymphaea alba*. [Gr., *nouphar*.]

nuptiality (nup-she-al'ti-e). The ratio of the number of marriages to population in a community. [Lat., *nuptiae*, nuptials.]

nur'sing. 1. Lactation. 2. The act of giving suck. 3. The act of taking the breast. 4. Attention to the sick.

nuta'rian. One who lives chiefly on nuts. **nutation** (nu-ta'shun). A nodding or oscillating movement. **n. of the sacrum.** A partial rotation of the sacrum on its transverse axis, whereby either its upper or its lower extremity recedes from the

anterior wall of the pelvis, so as to give greater space for the passage of the fetus. [Lat., *nutatio*, from *nutare*, to nod.]

nut'gall. An abnormal growth upon the leaves of oak trees, caused by the puncture of insects. N's are rich in tannic acid. They have an astringent and acidulous taste and little odor. In modern medicine they are seldom used internally. See also *galla*.

nut'meg. The kernel or nucleus of the seed of various species of *Myristica*, especially *Myristica fragrans* (*officinalis*). [Lat., *myristica*, U. S. Ph., Br. Ph.]

nu'trin. A proprietary preparation of meat.

nutrition (nu-trish'un). The function possessed by living organisms of repairing tissue waste by the absorption and assimilation of new alimentary materials; also the state of general well-being kept up by that function. [Lat., *nutrire*, to nourish.]

nutritive (nu'tre-tiv). Having the property of nourishing.

nu'trol. A proprietary digestive preparation said to contain maltose, dextrose, pepsin, and hydrochloric acid.

nutrolactis (nu-tro-lak'tis). A proprietary preparation made from *Galega officinalis*, *Galega tephrosia*, and *Tephrosia apollinea*. Claimed to be a galactagogue.

nu'trose. Sodium caseinate, containing 65 per cent. of proteids. Nutritive.

nux vom'ica. Syn.: *nuces vomicae*, *semen nucis vomicae*. Of the U. S. and Br. Ph's, the seeds of *Strychnos n. v.* N. v. contains two poisonous alkaloids (strychnin and brucin) combined with igasuric acid and loganin. The properties and uses of n. v. are those of its chief alkaloid, strychnin. List of poisons and their antidotes, see in *appendix*, page 940.

extractum nucis vomicae alcoholicum. [U. S. Ph., Br. Ph.]. An extract of n. v. containing 5 per cent. of strychnin.

extractum nucis vomicae fluidum. The fluidextract of n. v., which must assay 1 per cent. of strychnin

[U. S. Ph.]. **extractum nucis vomicae liquidum.** The liquid extract of n. v. of the Br. Ph. must contain 1.5 per cent. of strychnin [Br. Ph.].

tinctura nucis vomicae. The tincture of n. v. of the U. S. Ph. is required to contain 0.1 per cent. of strychnin; that of the Br. Ph. 0.125 per cent. [U. S. Ph., Br. Ph.]. [Lat., *nux*, *nucis*, nut, + *vomere*, to vomit.]

nyctal'gia. Pain that occurs in sleep only.

nyctalopia (nik-tal-o'pe-ah). Night-blindness; sometimes used in a reverse sense, the patient seeing better in an obscure light than in bright sunlight. [Gr., *nyx*, night, + *alaos*, blind, + *ops*, eye.]

nycthemerus (nik-them'e-rus). Pertaining to night and day; lasting a night and a day; ephemeral; as a n. in the neut., *nycthemeron*, the space of a night and a day. [Gr., *nycthemeros*.]

nyctophobia (nik-to-fo'be-ah). Morbid dread of darkness.

Nyctotherus (nik-toth'er-us). A protozoon of the phylum *Ciliata* and the order *Heterotricha*, being a bean-shaped organism with a large peristome and a macro-nucleus. The various species are parasitic in the intestines of *Amphibia*, *Insecta*, and *Myriapoda*, but *N. faba* has been found in the diarrheal discharges of man. Other species known in man are, *N. giganteus* and *N. africanus*.

nycturia (nik-tu're-ah). Night bed-wetting.

Nylander's reagent. A filtered solution of Rochelle salt, bismuth subnitrate, and sodium hydrate in water. Used to test for sugar. See also *Böttger's test*.

Nylander's sugar test. See *Böttger-Almen-Nylander's sugar test*, under *Böttger*.

nympha (nim'fah). 1. See *chrysalis*. 2. See *labia pudenda minor*, under *labium*.

nymphae pendulae. Elongated, pendulous labia minora. [Gr., *nympha*, *nymphe*, bride.]

Nymphaea (nim-fe'ah). The typical genus of the water lilies. **N. odorata.** American sweet-scented water lily. The rhizome contains much tannin and gallic acid. [Gr., *nymphaia*.]

nymphec'tomy. Surgical removal of the hypertrophied nymphae.

nymphitis (nim-fi'tis). Inflammation of the nymphae.

nymphomania (nim-fo-ma'ne-ah). Excessive uncontrollable venereal desire in the female. [Gr., *nymphe*, a bride, + *mania*, madness.]

nymphotomy (nim-fo't'o-me). 1. Excision of a portion of the nymphae. 2. Clitoridectomy. 3. A religious rite, analogous to circumcision, practiced on females among certain Oriental peoples. [Gr., *nymphe*, a bride, + *tome*, a cutting.]

Nyssa (nis'sah). A genus of trees including the gum tree. **N. grandidentata.** A species the root of which (tupelo root) is used for making surgical tents.

nystagmus (nis-tag'mus). A rapid lateral or rotatory oscillation of the eyeball, either continuous or intermittent and involuntary or nearly so. **miner's n.** An acquired form of n. prevalent in certain coal mines. **vertical n.** N. in which the oscillations are in the vertical meridian. **vestibular n.** N. due to aural disturbance. [Gr., *nystazein*, to roll.]

nyxis (nik'sis). Paracentesis.

O

O. Chemical symbol for the element *oxy-
gen*.

o. In chemistry an abbreviation for *ortho-*
oak bark. See *Quercus*.

oakum (ôk'ûm). Shreds of rope; used as
a substitute for lint. [Old Eng., *acumbe*.]

ob-. Combining form of Lat. preposition,
ob, towards, against, in the way of; used
in compound words, as *obcordate*, inver-
sely conical, *obovoid*, egg-shaped with the
large end up, *obstipation*, excessive con-
stipation.

obcordate (ob-kord'ât). Inversely heart-
shaped. [Lat., *ob*, against, + *cor*, the
heart.]

obdormition (ob-dor-mish'un). The ting-
ling numbness produced in a limb by
pressure on the nerve trunk supplying it.
[Lat., *obdormitio*, from *ob*, against, +
dormire, to sleep.]

obduction (ob-duk'shun). A post mortem
examination.

obelon (o-be'le-on). The point in the
median line where a line running between
the two parietal foramina intersects the
sagittal suture of the skull. [Gr., *obelos*,
a spit.]

Obermayer's indican test (o'ber-mi-erz
in'di-can). A test for indican in the
urine, which resembles the Jaffe test.
The urine is made slightly acid with
acetic acid and then treated with an
excess of basic lead acetate. The filtrate
is then treated with an equal volume of
concentrated hydrochloric acid, which con-
tains a small amount of ferric chlorid,
and then shaken vigorously with 2 to 3
c.c. of chloroform. Indigo is formed,
which dissolves in the chloroform, giving
it a blue tinge. **O's reagent.** A solution
of ferric chlorid in concentrated hydro-
chloric acid. [Fritz Obermayer, Viennese
physician, born 1861.]

Obermeier's spirillum (o'ber-mi-erz spi-
ril'um). Spirillum of relapsing fever.

O'bermiller's cholest'erin reaction.

This consists of fusing cholesterin at a
low temperature, with a small amount of
propionic anhydrid. A mass is obtained
which, upon cooling, changes from a violet
to a blue, green, orange, and red color.

obesity (o-bes'it-e). Superabundance of
adipose tissue in different parts of the
body. [Lat., *obesitas*.]

obex (o'beks). A thickening of the epen-
dyma at the point of the calamus scrip-
torius. [Lat., *obex*, barrier.]

obfuscation (ob-fus-ka'shun). The pro-
cess of making obscure. [Lat., *obfusca-
tio*, darkening.]

objective (ob-jek'tiv). 1. Of symptoms,
revealed by physical examination, as op-
posed to those that are *subjective*. 2. A
lens or combination of lenses in an optical
instrument which is next the object and
serves to form a real image of it. With

the microscope and telescope this real
image is then observed with an ocular.

achromatic o. An o. of a microscope in
which the lenses eliminate the color or
chromatic aberration. **dry o.** An o. in
which the space between the front lens
and the object is filled with air. **homo-
geneous immersion o.** An o. in which
the immersion fluid has the same refrac-
tive index as crown glass; frequently des-
ignated as oil immersion o., as thickened
cedar oil is the commonest homogeneous
immersion fluid. **immersion o.** A mi-
croscope o. in which the space between
the front lens and the object or the cover
glass is filled with some liquid. [Lat.,
objecere, to throw before.]

obligate (ob'lig-ât). Necessary, essential.
o. aërobie. Living and developing only
in the presence of oxygen, as with cer-
tain bacteria. **o. anaërobie.** Living
and developing only when oxygen is ex-
cluded. [Lat., *obligatus*.]

oblique (ob-lèk', ob-lik'). Slanting, direct-
ly between the horizontal and vertical; as
a n., an o. muscle. [Lat., *obliquus*, from
obliquare, to bend.]

obliquity (ob-lik'wi-te). The condition of
being oblique. **o. of the fetal head.** 1.
A position of the head in which its long
diameter coincides more or less with one
of the oblique diameters of the pelvis.
2. Flexion of the fetal head to one side
when it presents at the brim of the pel-
vis. **o. of the uterus.** The state in
which its anteroposterior median plane
is not coincident with that of the trunk.

obliquus (ob-li'kwus). See *Table of Mus-
cles*, under *muscle*. [Lat.]

oblongata (ob-long-a'tah). See *medulla
oblongata*, under *medulla*.

obsession (ob-sesh'un). A dominating
idea; a compulsive type of thinking.

obsolescence (ob-so-les'ens). The condi-
tion of passing into disuse; simple atrophy.
[Lat., *obsolescere*, to fall into disuse.]

obsolete (ob'so-lè't). Gone out of use.

obstetric, obstetrical (ob-stet'rik, ob-
stet'rik-al). Pertaining to obstetrics.

obstetrician (ob-stet-rish'an). A practi-
tioner of obstetrics.

obstetrics (ob-stet'riks). The medical and
surgical management of pregnancy, par-
turation, and the puerperium. [Lat., *ob-
stetricus*, from *obstare*, to stand before or
against.]

obstipation (ob-stip-a'shun). Intestinal
obstruction, especially obstruction of a se-
verer type than ordinary constipation.
[Lat., *obstipatio*.]

obstruction (ob-struk'shun). A stopping
or blocking up, especially the blocking
up of any organ or any tubular tract so
as to prevent the normal free flow of its
contents. [Lat., *obstruere*, to build be-
fore.]

obstruent (ob/'stru-ent). A medicine which closes the orifices of ducts or vessels; an astringent remedy. [Lat., *obstruere*, to obstruct.]

obtundent (ob-tun/'dent). Serving to deaden the sensibility of a part or to reduce irritability. [Lat., *obtundere*, to make blunt.]

obturation (ob-tu-'ra'shun). The closure or stoppage of an opening or passage. **o. of the teeth.** The filling of cavities produced by caries in teeth with a substance capable of resisting the destructive action of the fluids or the force of mastication.

obturator (ob'tu-'ra-tor). That which closes an opening or cavity or which pertains to a structure that effects such closure (see under *canal*, *foramen*, *membrane*, and *Table of Nerves*); specifically, in anatomy, a muscle which closes an opening. See *Table of Muscles*, under *muscle*. [Lat., *obturare*, to stop up, from *ob*, against, + *Gr.*, *thura*, door.]

occipital (ok-sip-'it-al). Pertaining to the occiput. [Lat., *occipitalis*, from *ob*, against, + *caput*, head.]

occipitalis (ok-'sip-it-al'is). See *occipital*; also in *Table of Muscles*, under *muscle*.

occipito-. Combining form of Lat., *occiput*; used in compound words to signify a relationship between the occiput and another part.

occipito-anterior (ok-sip-'it-o-an-te're-or). Of the fetal head, having the occiput directed forward in relation to the mother.

occipito-atloid (ok-sip-'it-o-at'loid). Pertaining to the occiput and the atlas.

occipito-axoid (ok-sip-'it-o-aks'oid). Pertaining to the occiput and the axis.

occipitobregmatic (ok-sip-'it-o-breg-mat'ik). Pertaining to the occiput and the bregma.

occipitofacial (ok-sip-'it-o-fa'se-al). Pertaining to the occiput and the face.

occipitofrontal (ok-sip-'it-o-fron'tal). Pertaining to or extending between the occiput and the forehead.

occipitofrontalis (ok-sip-'it-o-fron-tal'is). See *Table of Muscles*, under *muscle*.

occipitomastoid (ok-sip-'it-o-mas'toid). Pertaining to the occiput and the mastoid process.

occipitomenal (ok-sip-'it-o-men'tal). Extending from the occiput to the chin.

occipitoparietal (ok-sip-'it-o-par-i'et-al). Pertaining to the occipital and parietal bones.

occipitoposterior (ok-sip-'it-o-pos-te're-or). Of a fetal position, having the occiput lying toward the mother's sacrum.

occipitotemporal (ok-sip-'it-o-tem'po-ral). Pertaining to the occipital and temporal regions.

occiput (ok'se-put). The posterior portion of the head. [Lat., *ob*, against, + *caput*, head.]

occlusion (ok-lu'shun). 1. The act of stopping up or the state of being stopped up; said of a passage or an opening. 2.

In chemistry, the adsorption of a gas by a solid substance, not caused by a chemi-

cal affinity between the two substances. Finely divided carbon at a temperature of 19° has an extremely great power of o. for air. 3. In dentistry, the term is applied to the upper teeth striking on the lower when the jaws are closed. [Lat., *occlusio*, from *occludere*, to shut up.]

occulustro (ok-u-lus'tro). A potassium oleate soap containing glycerin and oil of turpentine.

occlusion, etc., statement of; see in *appendix*, page 933.

ochlesis (ok-le'sis). Disease due to overcrowding.

Ochromyia anthropoph'aga. A yellowish gray fly of Africa, whose larva burrows beneath the skin of man and beast, producing inflammatory swellings.

ochronosis (ok-ron-o'sis). A dark colored diffuse pigmentation resembling melanin, which affects the ear cartilages, the tendons, the periosteum, the intima of the arteries, the epithelium, and sometimes the intercellular substance. [Gr., *ochros*, yellow, + *nosos*, disease.]

Ocimum basilicum (os'im-um bas-il'ik-um). Sweet basil; a widely cultivated, aromatic plant.

oc'ta-, oc'to-. Combining form of Gr., *okto*, eight; as in *octopus*, *octoroon*, *octogenarian*.

octane (ok'tan). A hydrocarbon, C₈H₁₈, of the paraffin series. [Gr., *okto*, eight.]

octoroon (ok-to-roon'). The child of a white person and a quadroon.

octyl (ok'til). A univalent radicle, C₈H₁₇; also called *capryl*.

ocular (ok'u-lar). Of or belonging to the eye; conducted by means of the sense of sight (said of an examination); as a n., an eyepiece; the part of a compound optical apparatus, such as a telescope or microscope, into which the observer looks.

achromatic o. An o. in which the chromatic aberration is wholly or nearly eliminated.

aplanatic o. An o. corrected for spherical aberration, with the chromatic aberration usually eliminated.

binocular stereoscopic o. An o. composed of two o's about as far apart as the two eyes and connected with a single tube which is put in place of the o. of a unicocular microscope.

compensating o. An o. especially constructed for use with apochromatic objectives and serving to correct or compensate for aberrations in the objectives outside the axis.

erecting o. An o. with which an erecting prism is connected so that the image in the compound microscope appears erect as with a simple microscope; it is mostly used for dissecting microscopes.

goniometer o. An o. with a goniometer for measuring the angles of microscopic crystals.

Huygens's o. See under *Huygens*.

micrometer o., micrometric o. An o. with which is connected a micrometer for the purpose of measuring the real image of objects.

microscopic o., microscopical o. An o. consisting of one or more converging lenses or lens systems, the combined action of which is like that of a simple microscope, magnifying

the real image formed by the objective, **negative o.** An o. in which the real image is formed somewhere between the two lenses or lens systems of the o. **orthoscopic o.** An o. with an eye lens like one of the combinations of an objective, and a double convex field lens in the focus of the eye lens. It gives a large, flat field. **parfocal o's.** Of Pennock, o's so mounted or so constructed that they may be interchanged without the microscopic image getting out of focus. **periscopic o.** A positive o. devised by Gundlach. It has a double convex field lens and a triplet eye lens. **positive o.** An o. in which the real image formed by the objective is below the o. **projection o.** An o. especially designed for projecting the image formed by a microscopic objective on a screen for class demonstration or for photography. **Ramsden's o.** See under *Ramsden*. **searching o., seeker o.** A low o., used especially with high objectives, for the purpose of finding or locating minute objects or parts for study with the working o's. **solid o.** A negative o. devised by Tolles, consisting of a solid piece of glass with a moderate curvature at one end for a field lens and a much greater curvature at the other for an eye lens. It is especially adapted for use when a high o. is desired. **working o.** An o. used for ordinary microscopic observation, in contradistinction to a searching o. (*q. v.*). [Lat., *oculus*, the eye.]

oculin (ok'u-lin). A glycerin extract of the ciliary body of the ox.

oculist (ok'u-list). A person occupied chiefly with the study and treatment of diseases of the eye. [Lat., *oculus*, the eye.]

oculomotor (ok'u-lo-mo'tor). Moving the eye; as a n., the o. nerve. [Lat., *oculus*, the eye, + *movere*, to move.]

oculomotorius (ok'u-lo-mo-to're-us). The third, or oculomotor, nerve.

oculonasal (ok'u-lo-na'sal). Distributed or pertaining to the eye and the nose.

oculozygomatic (ok'u-lo-zi-go-mat'ik). Pertaining to the region of the eye and to the zygomatic arch.

O. D. Abbreviation for *oculus dexter*, right eye.

od. Of Reichenbach, a force supposed to produce the phenomena of mesmerism.

o'dol. A proprietary mouth wash, composed of salol, volatile oils, alcohol, and some form of sweetening.

odontalgia (o-don-tal'je-ah). Pain in a tooth. [Gr., *odous*, tooth, + *algos*, pain.]

odontiasis (o-don-ti'as-is). See *dentition*. [Gr., *odontian*, to cut teeth.]

odontin (o-don'ten). A fanciful name for various dentrifices and remedies for toothache.

odontinoid (o-don'tin-oyd). Resembling or having the nature of teeth. A preferable form for *dentinoid*. [Gr., *odous*, a tooth, + *eidosis*, resemblance.]

odon'to-, o'dont-. Combining form of Gr., *odous*, tooth.

odontoblast (o-don'to-blast). Syn.: *med-*

ullary corpuscle, odontoblastic cell. A columnar cell forming the superficial layer of the dental pulp and sending processes into the dentinal tubules. These cells produce the dentin. [Gr., *odous*, tooth, + *blastos*, bud.]

odontodol (o-don'to-dol). A certain dental anodyne containing cocain.

odontogeny (o-don-toj'en-e). The embryology of the teeth. [Gr., *odous*, tooth, + *gennan*, to engender.]

odontography (o-don-tog'raf-e). See *odontology*. [Gr., *odous*, tooth, + *graphein*, to write.]

odontoid (o-don'toyd). Toothlike. **o. process.** See *process*. [Gr., *odous*, tooth, + *eidosis*, resemblance.]

odontolith (o-don'to-lith). A salivary calculus. [Gr., *odous*, tooth, + *lithos*, stone.]

odontolithus (o-don-to'l'ith-us). Tartar on the teeth; calculus in the cavity of a tooth. [Gr., *odous*, a tooth, + *lithos*, a stone.]

odontology (o-don-to'l'o-je). The anatomy, etc., of the teeth. [Gr., *odous*, tooth, + *logos*, understanding.]

odontoloxia (o-don-to-loks'e-ah). Obliquity of the teeth. [Gr., *odous*, tooth, + *loxos*, slanting.]

odontoma (o-don-to'mah). A small tumor composed of dentin. Sometimes any hard outgrowth. [Gr., *odous*, tooth, + *oma*, tumor.]

odontosis (o-don-to'sis). See *dentition*. [Gr., *odous*, a tooth.]

odoriferant, odoriferous (o-dor-if'er-ant, o-dor-if'er-us). Emitting an odor, especially an agreeable one. [Lat., *odor*, an odor, + *ferre*, to bear.]

O'Dwyer's tube. A metal tube used for intubation of the larynx after the method introduced by O'Dwyer. [Joseph O'Dwyer, New York physician, 1841-1898.]

Oedipus complex. In psychoanalysis the instinctive and unconscious rivalry of the son with the father for the mother, or daughter of mother.

oese (e'ze). A looped platinum wire within a glass rod, for handling fluid bacterial cultures. [Ger., *loop*.]

Oesophagostomum. A genus of parasitic nematode worms of the family *Strongylidae* found in the intestinal wall of man and of many domestic animals in Africa. The parasite forms cysts and the eggs are hatched in water, thus reaching a fresh host. **Oe. Brumpti.** A species found in cystlike nodules in the cecum of man. **Oe. stephanostomum.** A species found in multiple tumors of the intestine in man.

official (of-fish'al). Of medicines, authorized by holding a place in a pharmacopeia. In the United States, articles included in the National Formulary are also official. The word official in this sense is incorrect. [Lat., *officium*, an office.]

officina (of-fis'e'nah). A workshop, a laboratory; specifically, an apothecary's shop.

official (of-fis'in-al). 1. Pertaining to a workshop, especially to an apothecary's shop; of medicines, kept ready for use (opposed to *magistral* [*q. v.*]). 2. As

sometimes improperly used, official (*q. v.*). [Lat., *officinalis*, from *officina*, a workshop.]

ogodo (o-go'do). Another name for yaws. **ohm**, **ohmad** (ôm, ô'mad). In electro-physics, the unit of resistance. The legal ohm is the resistance at 0° C. of a column of mercury 106 cm. in length and 1 mm. in cross-section. [*G. S. Ohm*, a German professor of physics, 1787-1854.]

Ohm's law. The l. stating the relations between resistances, amount of current and electromotive force as $C = \frac{E}{R}$, in which

C=current, E=electromotive force, and R=resistance. [*Georg Simon Ohm*, German physicist, 1787-1854.]

-oid. A suffix from Gr., *eidōs*, form, through *eides* and *ooides*, having the form or likeness of.

Oidium (o-id'e-um). A genus of the order *Ascomycetes*, with the preferable generic name of *Endomyces*. **O. albicans**. Syn.: *Endomyces albicans*, *Aphthaphyte*, *Monilia albicans*. Cotton fungus, fungus of thrush; a species the filaments and spores of which make up the flakes and patches characteristic of stomatitis parasitica. According to Grawitz, it is a transitional form of *Mycoderma vini*. **O. furfur**. Syn.: *Malassezia furfur*. The cause of pityriasis versicolor. See *Microsporon furfur*. **O. Schoenleinii**. The cause of favus. See *Achorion Schoenleinii*, under *Achorion*. **O. tonsurans**. Syn.: *Trycophyton tonsurans*. The cause of tinea capitis. **O. tropicale**. A species producing bronco-oidiosis. [Gr., dim. of *oon*, egg.]

oikology (oi-kol'o-je). Sanitation of houses. [Gr., *oikos*, house, + *logos*, treatise.]

oikosite (oi'ko-sit). An animal parasite that is fixed to its host. See *coinosite*.

oil. 1. A more or less greasy liquid or viscous substance, of animal or vegetable origin, composed of glycerin combined chemically with an animal or vegetable acid. In a more comprehensive sense the term includes, besides the fluid fixed o's and the volatile o's, the waxes, solid fats, tallow, and mineral hydrocarbons, all of which, though differing widely in physical and chemical characters, possess the property of ready inflammability and are compounds chiefly of carbon and hydrogen. They are also mostly insoluble in water. 2. Any substance of an oily consistency, such as sulphuric acid (o. of vitriol). **Carron o.** An emulsion made up of lime water and linseed o. in equal proportions; first employed at the iron works at Carron, in Scotland, for the treatment of burns. It is the linimentum calcis [U. S. Ph.]. **cedar o.** See *o. of cedar*. **Dippel's animal o.** See under *Dippel*. **distilled o's.** See *volatile o's*. **essential o.** A volatile o.; so called because it contains, in a concentrated state, the active properties of the plant or part of the plant from which it is obtained. **ethereal o.** 1. A mixture of equal

parts of heavy oil of wine and ether. 2. A volatile o. **expressed o's**, **fat o's**, **fatty o's**. See *fixed o's*. **ferment o's**. Volatile o's (probably alcohols or compound ethers) produced in the fermentation of bruised vegetables or their expressed juice. **fixed o's**. Also called simply *o's*. Non-volatile fats; peculiar compounds obtained by expression from various organic substances. They are insoluble in water, slightly soluble in cold alcohol, easily soluble, as a rule, in ether and in chloroform. When pure they are often without color, taste, or smell. **neat's foot o.** A yellowish odorless o. of mild taste obtained by boiling the feet of the ox without the hoofs for some time in water, removing the fat, and then purifying. It is little used medicinally. **o. immersion lens**. A lens which must be immersed in o. in order to properly focus the light rays for the examination of bacteria. **o. of cedar**. Syn.: *cedar wood oil*. A thick oil used for the immersion lens in examining bacteria. **o. of cloves**. An o. used for clearing stained sections of tissue before mounting them for microscopic examination. **olive o.** The o. obtained from the fruit of the olive tree. It contains about 65 per cent. olein, 6 per cent. linoleic acid, 1 per cent. ester of glycerin, and 28 per cent. stearin and palmitin. It is used as a food, as a lubricant, and in the preparation of soap and of salves. **sweet o.** See *olive o.* **virgin o.** The finest brand of olive o., obtained from olives picked before they are quite ripe and gently pressed immediately. **volatile o's**. Various odorous oily products of compound distillation from vegetable substances, insoluble or but sparingly soluble in water, more soluble in alcohol and in ether. They are inflammable, tend to become resinous in the air, and usually have an agreeable odor. [Lat., *oleum*.]

ointment. Syn.: *unguent*. 1. A pharmaceutical preparation of the consistence of butter. 2. See *unguentum*. **basilicon o.** The *ceratum* (or *unguentum*) *resinae* of the U. S. Ph. and Br. Ph. **blue o.** See *unguentum hydrargyri*, under *hydrargyrum*. **citrine o.** See *unguentum hydrargyri nitratis*, under *hydrargyrum*. **mercurial o.**, **Neapolitan o.** See *unguentum hydrargyri*, under *hydrargyrum*. **simple o.** See *unguentum*.

okra, okro (o'krah, o'kro). See *Abelmoschus esculentus*.

Olea (o'le-ah). A genus of oleaceous trees or shrubs. **fructus oleae**. See *olive* (1st def.). **O. europaea**. The European olive. The ripe fruit contains in its sarcocarp nearly 70 per cent. of olive oil. All parts of the plant (except the ripe fruits) contain mannite, the unripe fruits especially, from which it disappears as they ripen, being apparently transformed into olive oil. [Lat., *olea*, olive.] **oleaceous** (o-le-a'shus). Pertaining to or resembling the olive tree. **oleaginous** (o-le-aj'in-us). Oily. [Lat., *olea*, an olive.]

- oleandresin** (o-le-an'dre-sin). A decomposition product from certain glucosids of *Oleander*. It has a picrotoxinlike action.
- oleandrin** (o-le-an'drin). A glucosid discovered in *Nerium oleander*, having a digitalis action. It is but slightly soluble in water. [Lat., *oleandrinum*.]
- Oleaster** (o-le-as'ter). The genus *Elaeagnus*.
- oleate** (o'le-ât). 1. A salt of oleic acid. 2. Of the U. S. Ph., a solution of an oxid or an alkaloidal oleate in oleic acid.
- olecranal** (o-lek'ra-nal). Pertaining to the olecranon.
- olecranon** (o-lek'ra-non). The thick hook-shaped process forming the upper extremity of the ulna. It is broad above, and terminates there in the process forming the upper portion of the great sigmoid cavity and behind in a quadrangular subcutaneous surface. **o. fossa**. See under *fossa*. [Gr., *olekranon*, from *olene*, the elbow, + *kranion*, the skull.]
- olefant** (o-lef'e-ant). Literally, oil-making. [Lat., *oleum*, oil, + *facere*, to make.]
- olefins** (ol'ef-ins). The hydrocarbons of the ethylene series.
- oleic** (o-le'ik). Pertaining to, derived from, or present in oil. **oleic acid**. See under *acid*. [Lat., *oleicus*.]
- olein** (o'le-in). Syn.: *elain*. The glycerin ester of oleic acid, generally the one containing three oleic acid groups, known as triolein, present in many fats and oils, especially olive oil and fish oil. [Lat., *oleum*, oil.]
- o'leo-**. Combining form of Lat., *oleum*, oil.
- oleocresote** (o''le-o-kre'o-sôt). The oleic ester of creosote; used in tuberculous disease.
- oleomargarin** (o''le-o-mar'gar-in). A substitute for butter made from animal fat with the addition of some milk and other substances. Its nourishing value is practically the same as that of butter.
- oleoresin** (o''le-o-rez'in). Syn.: *etheral extract*. A natural product or a pharmaceutical preparation containing a volatile oil and a resin; prepared by extraction from the crude drug with ether. [Lat., *oleoresina*.]
- oleosaccharose** (o''le-o-sak'ar-ôs). A compound of saccharose with a volatile oil. [Lat., *oleum*, oil, + Gr., *sakcharon*, sugar.]
- oleosaccharum** (o''le-o-sak'ar-um). See *oleosaccharum*. [Lat., *oleum*, oil, + *sakcharon*, sugar.]
- oleum** (o'le-um). See *oil*. **o. cinereum**. An ointment made by triturating mercury to extinction with oil or liquid paraffin, varying in the amount of mercury from 1 to 33 per cent. **o. destillatum**. A volatile oil. **o. Dippellii**. See *Dippel's animal oil*. **o. etherum**. 1. See *etheral oil*. 2. Of the U. S. Ph., a preparation consisting of equal volumes of heavy oil of wine and ether. **o. paraffinosum**. Liquid paraffin; liquid petrolatum. **o. petrae**. See *petrolatum*. **o. phosphoratum**. Phosphorated oil; a clear, nearly colorless oily solution of phosphorus [Br. Ph.]. **o. pini**. The oil of pine needles, from *Pinus pumilio*. It is used by inhalation [Br. Ph., 1898]. [Lat., from Gr., *elaia*, the olive tree.]
- oleyl** (o'li'l). The univalent radicle of oleic acid, C₁₇H₃₅.CO.
- olfaction** (ol-fak'shun). The function of smell. [Lat., *olfactus*, smell.]
- olfactometer** (ol-fak-tom'et-er). An apparatus for measuring the acuteness of smell. [Lat., *olfactus*, smell, + Gr., *metron*, a measure.]
- olfactor** (ol-fak'tor). The unit of olfactory sensitiveness.
- olfactory** (ol-fak'to-re). Pertaining to the sense of smell. **o. epithelium**. See *o. cell*, under *cell*. [Lat., *olfactere*, to smell.]
- olibanum** (o-lib'an-um). Syn.: *thus*. Frankincense; a gum resin obtained by incision from the stem of *Boswellia Carterii* and other species of *Boswellia*. **O.** is chiefly used as an incense, though it is probably equal to other balsamic medicines as a stimulant to the mucous membranes, and its use as a fumigatory in bronchitis and chronic laryngitis is recommended.
- oligemia** (ol-e-ge'me-ah). Poverty of the blood in the sense of diminution in the volume of the blood of the entire body. [Gr., *oligos*, little, + *aima*, blood.]
- oligo-**, **olig-**. Combining form of Gr., *oligos*, small, little; plural, few.
- oligochromemia** (ol''ig-o-kro-me'me-ah). Deficiency of hematin in the blood. [Gr., *oligos*, little, + *chroma*, color, + *aima*, blood.]
- oligocythemia** (ol''ig-o-si-the'me-ah). Deficiency of red blood corpuscles. [Gr., *oligos*, little, + *kytos*, a cell, + *aima*, blood.]
- oligomania** (ol''e-go-ma'ne-ah). Obsolete term for a psychosis thought to be confined to a few subjects, although potentially affecting all the mental faculties. [Gr., *oligos*, slight, + *mania*, madness.]
- oligoplasmia** (ol''ig-o-plaz'me-ah). A decrease in the amount of the blood plasma. [Gr., *oligos*, scanty, + *plasma*, a thing formed.]
- oligospermia** (ol-e-go-sper'me-ah). See *aspermatism*. [Gr., *oligos*, slight, + *sperma*, seed.]
- oligozoöpermia** (ol''ig-o-zo-o-sper'me-ah). A variety of sterility in the male in which the spermatozooids are diminished in number and activity. [Gr., *oligos*, few, + *zoon*, an animal, + *sperma*, seed.]
- oliva** (o-li'vah). 1. The olive tree or its fruit. 2. See *olivary body*, under *body*.
- fructus olivae**. See *olive* (1st def.).
- oleum olivae**. See *olive oil*, under *oil* [U. S. Ph., Br. Ph.]. **oleum olivarum virgineum**. See *virgin oil*, under *oil*. [Lat.]
- olivary** (ol'iv-a-re). Pertaining to olives, olive-shaped; as a n., see *o. body*.
- olive** (ol'iv). 1. The fruit of *Olea europaea*; also an o-bearing tree. 2. Any o-shaped body, especially the olivary body.
- external accessory o.** See *external accessory olivary nucleus*. **inferior o.** See *inferior olivary body*. **inner (or internal) accessory o.**, **mesial acces-**

- sory o.** See *median internal accessory olivary nucleus*. **o. oil.** See under *oil*.
- outer accessory o.** See *external accessory olivary nucleus*. **superior accessory o.** See *superior accessory olivary nucleus*. **superior o.** 1. See *corpus denticulatum*. 2. See *superior accessory olivary nucleus*, under *nucleus*. **superior o. of Luys.** See *nucleus of the tegmentum*. **upper o.** See *nucleus of the trapezium*. [Lat., *oliva*.]
- Oliver's test.** A test by which the presence of bile in the urine is said to be shown by a cloudiness produced by an aqueous solution of pectone, salicylic acid, and acetic acid. [Thomas Oliver, English physician, born in 1853.]
- ology.** A suffix from the Gr., *logos*, science, knowledge, through *-logia*.
- olophonia** (oi-o-fō'ne-ah). Congenital malformation of the vocal organs. [Gr., *oloo*s, ill, destroyed, + *phone*, the voice.]
- olymp'ian brow.** Prominence of the frontal bones, due to infiltration and softening between the tables and in the sutures from syphilis.
- o'ma.** A suffix from the Gr., *oma*, tumor or swelling; used to denote a morbid condition, especially a tumor.
- omacephalus** (o-mah-sef'al-us). A monster having a large but badly shaped head and with only the face distinct, with rudimentary sensory organs and no thoracic members. [Gr., *omos*, the shoulder, + *akephalos*, without a head.]
- o'mal.** Trichlorophenol; used by inhalation in bronchial affections.
- omalgia** (o-mal'je-ah). Pain in or about the shoulder. [Gr., *omos*, the shoulder, + *algos*, pain.]
- omasum** (o-ma'sum). The manyplies, psalterium, or third stomach of ruminants; the pouch into which their food passes after having been masticated a second time. [Lat., *omasum*, tripe, paunch.]
- omental** (o-men'taf). Pertaining to the omentum.
- omentum** (o-men'tum). Syn.: *epiloön*. A double fold of the peritoneum containing adipose tissue. **colic o., gastric o., gastrotcolic o.** See *great o. gastrohepatic o.* See *lesser o. gastrosplenic o.* See *gastrosplenic ligament*, under *ligament*. **greater o., great o.** Syn.: *epiloön majus*. A duplicature of the peritoneum which descends from the lower border of the stomach in front of the intestines to the level of the pelvis, where it turns and ascends to the colon, which, after separating, it includes between its two layers. It represents the posterior primitive mesentery of the stomach. **hepatogastric o., lesser o.** Syn.: *epiloön minus*. A double layer of the peritoneum which extends between the transverse fissure of the liver and the lesser curvature of the stomach. It represents the posterior portion of the anterior primitive mesentery of the stomach. **o. colicum.** That portion of the great o. in fetal life which becomes in the adult the hepatocolic ligament. **o. gastrocolicum.** See *great o. gastrohepaticum*. See *lesser o.*
- o. majus.** See *great o.* **o. minus.** See *lesser o.* [Lat.]
- omitis** (o-mi'tis). Inflammation of the shoulder. [Gr., *omos*, the shoulder, + *itis*, inflammation.]
- om'ni-.** Combining form of Lat., *omnis*, all.
- omnivorous** (om-niv'or-us). Feeding indiscriminately on all sorts of food. [Lat., *omnis*, all, + *vorare*, to devour.]
- o'mo-.** Combining form of Gr., *omos*, shoulder; used as a prefix to signify pertaining to the shoulder.
- omohyoid** (o'mo-hi'oyd). Pertaining to or connected with the hyoid bone and the scapula; as a n., the omohyoideus. See *Table of Muscles*, under *muscle*. [Gr., *omos*, shoulder, + *hyoid*.]
- omphalic** (om-fal'ik). See *umbilical*. [Gr., *omphalikos*.]
- omphal'o., om'phal-.** Combining form of Gr., *omphalos*, navel, boss, hub.
- omphalocranioididymus** (om''fal-o-kra''ne-o-did'e-mus). A double monstrosity in which the parasite is joined to the head of the autosite. [Gr., *omphalos*, navel, + *kranion*, skull, + *didymos*, double.]
- omphalomesenteric** (om''fal-o-mes-en-ter'ik). Pertaining to or connected with the mesentery and the umbilical vesicle. [Gr., *omphalos*, the navel, + *mesenterion*, the mesentery.]
- omphalomonodidymi** (om''fal-o-mon-o-did'im-i). Twins united at the umbilicus. [Gr., *omphalos*, the navel, + *monos*, alone, + *didymos*, twin.]
- omphalopagus** (om-fal-op'ag-us). A double monstrosity in which the bodies are united at the umbilicus. [Gr., *omphalos*, the navel, + *pegnunai*, to make fast.]
- omphalosite** (om-fal'o-sit). An embryo or fetus of imperfect development due to the presence of a second embryo in the uterus, which supplies blood for both by means of anastomoses of the placental vessels of a common placenta as in monochorial twins. [Gr., *omphalos*, navel, + *sitos*, food.]
- omphalus** (om'fal-us). See *umbilicus*. [Gr., *omphalos*, the navel.]
- onanism** (o'nan-ism). 1. See *masturbation*. 2. The practice of incomplete sexual intercourse, the semen of the male being deposited elsewhere than within the genital passages of the female. **conjugal o.** Any deviation, physical or psychical, from natural and complete coitus. [Onan, the son of Judah, who practised it.]
- onaye** (o-nah'ye). In the Gaboon country, an arrow poison obtained from the seeds of *Strophanthus*.
- oncograph** (on'ko-graf). A form of manometer used for registering the increase in volume of a swollen organ (especially the kidney or spleen), when enclosed in an oncometer. [Gr., *ogkos*, a tumor, + *graphein*, to write.]
- oncology** (on-kol'o-je). The pathology of tumors. [Lat., *oncologia*, from Gr., *ogkos*, a tumor, + *logos*, understanding.]
- oncoma** (on-ko'mah). An old term for tumor. [Gr., *ogkoma*.]

oncometer (ong-kom'et-er). An apparatus devised by Roy for measuring plethysmographically the variations in size of the kidney due to changes in the blood-supply. [Gr., *ogkos*, a mass, + *metron*, a measure.]

on'cos. See *tumor*. [Gr., *ogkos*.]

oncosis (on-ko'sis). 1. Tumefaction. 2. A tumor. 3. A disease due to a tumor. [Gr., *ogkosis*, from *ogkon*, to distend.]

oneiric (o-ni'rik). Pertaining to a dream. [Gr., *oneiros*, a dream.]

oneirodymia (o'ni-ro-din'e-ah). Painful dreaming. **o. activa**. Somnambulism. **o. gravans**. See *incubus* (2d def.). [Gr., *oneiros*, a dream, + *odyne*, pain.]

oneironosus (o-ni-ron'o-sus). Morbid dreaming. [Gr., *oneiros*, a dream, + *nosos*, a disease.]

onomatology (o-nom-at-ol'o-je). The science of nomenclature. [Gr., *onoma*, a name, + *logos*, understanding.]

onomatomania (on-o-mat-o-ma'ne-ah). A compulsive activity in which the patient is possessed by an agonized effort to recall some particular word or by an irresistible impulse to repeat a given word continually.

Ononis (o-no'nis). Rest harrow; a genus of leguminous herbs or undershrubs. Several species are used in European domestic practice.

on'to-. Combining form of Gr., *onto*, being, present participle of *einai*, to be.

ontogenesis (on-to-jen'es-is). The origin and development of the individual living being. [Gr., *onto*, being, + *genesis*, birth.]

ontogeny (on-toj'en-e). 1. The history of the evolution of an individual. See *phylogeny*. 2. The doctrine of the production of species by special creation only, as opposed to phylogeny. [Gr., *onto*, being, + *geman*, to engender.]

onychaxis (o-nik-awk'sis). Overgrowth of the nail plate. It is generally accompanied by changes in color, texture, and the shape of the nail, as it becomes thick, roughened, opaque, and brittle. [Gr., *onyx*, nail, + *auxesis*, growth.]

onychchia (o-nik'e-ah). Inflammation of the matrix of the nail, whereby the growth of the nail is impaired or the nail is undermined by suppuration and sometimes lost. It is usually acute, but may be chronic. [Gr., *onyx*, the nail.]

onychogryposis (on'ik-o-gri-po'sis). A curvature or clawlike deformity of the nails, due to hyperplasia of the matrix and usually associated with irregularities of the surface. See *clubbed finger*, under *finger*. **o. idiopathica**. O. occurring as an independent affection. **o. neuritica**. O. due to a neuropathy. [Gr., *onyx*, the nail, + *gryposis*, a crooking.]

onychomycosis (on'ik-o-mi-ko'sis). A disease of the nails due to the *Achorion keratophagus*. **o. tonsurans**. A disease of the nails due to the presence of *Trichophyton tonsurans*. [Gr., *onyx*, nail, + *mykes*, fungus.]

onyx (o'niks). A finger or toe nail. [Gr.]

oö-, **o-**. Combining form of Gr., *oon*, egg;

used as a prefix, as in *oöblast* [Gr., *oon*, + *blastos*, germ], the primordial cell, which develops into an ovule.

oöblast (o'o-blast). A cell that develops into an ovum; a germinal epithelium giving rise to ova. [Gr., *oon*, an egg, + *blastos*, a sprout.]

oöcyst (o'o-sist). A fertilized cyst containing spores, as the cyst containing protozoites of malaria in the intestine of the mosquito. [Gr., *oon*, egg, + *kystis*, bladder.]

oögenesis (o-o-jen'es-is). The origin and development of ova. [Gr., *oon*, an egg, + *genesis*, origin.]

oögonium (o-o-go-ne-um). 1. The cell from which an ovum is derived. 2. The female element of a fungus, which when fertilized forms the oöspore. [Gr., *oon*, egg, + *gone*, generation.]

oökinesis (o-o-ki-ne'sis). The active phenomena occurring in an ovum during maturation, fertilization, and segmentation, especially the active changes of the vitellus. [Gr., *oon*, an egg, + *kinesis*, movement.]

oökinete (o-o-kin'-ët). The malarial parasite after the formation of the zygote, when it assumes the form of a motile vermicle with a pointed end, which pierces the epithelium of the stomach of the mosquito. [Gr., *oon*, egg, + *kinesis*, motion.]

oöphorectomy (o'of-o-rek'to-me). Excision of the ovary, especially (as conventionally distinguished from *ovariotomy*) for any other reason than the existence of an ovarian tumor. [Gr., *oon*, an egg, + *phoros*, bearing, + *ektome*, a cutting out.]

oöphoritis (o'of-o-ri'tis). Inflammation of the capsule or of the tissues composing the stroma of the ovary. **follicular o.** Inflammation of the graafian follicles. [Gr., *oon*, an egg, + *phoros*, bearing, + *itis*, inflammation.]

oöphoron (o-of-or-on). See *ovary*. **o. masculinum**. See *testicle*. [Gr., *oon*, an egg, + *phoros*, bearing.]

Oöspora (o-os'po-rah). 1. Another name for *Actinomyces* and *Nocardia*. 2. A genus of the order *Ascomycetes* of the *Fungi*. The mycelium is slender and septate with terminal spores. **O. canina**. The cause of favus in dogs.

opacity (o-pas'it-e). 1. The condition of being opaque. 2. An opaque area or spot, as an o. of the cornea. [Lat., *opacitas*.]

opaque (o-päk'). Admitting no light; not transparent. [Lat., *opacis*.]

opening (o'pen-ing). 1. The act of laying open (e. g., by making an incision or puncture); also the act of breaking an electrical current. 2. An orifice, a gap, a perforation. See *aperture*, *apertura*, *foramen*, *ostium*, and their subheadings. **abdominal o. of the oviduct**. The fimbriated extremity of the fallopian tube by which it communicates with the peritoneal cavity and applies itself to the surface of the ovary. **anodal o.** See under *anodal*. **aortic o.** The o. in the diaphragm which transmits the aorta and

- the vena azygos minor. **cathodal o.** The opening of a galvanic circuit attended with some phenomenon (e. g., muscular contraction) taking place at the cathode. Symbol, CaO or KaO. **esophageal o.** The o. in the diaphragm which transmits the esophagus and vagi. **saphenous o.** An oval o. in the fascia lata, slightly below and external to the inner extremity of Poupart's ligament, which transmits the lateral internal saphenous vein. **urinogenital o., urogenital o.** The external o. of the genito-urinary tract.
- operable** (op'er-a-bl). Admitting of the performance of an operation (said of tumors, etc.). [Lat., *operari*, to work.]
- operation** (op'er-a'shun). The performance of any act; in surgery, of a manual act upon the body, generally with instruments; also the act thus performed. **bloodless o.** An o. performed with the use of Esmarch's bandage, ligatures, and hemostatic forceps so as to prevent the loss of blood. **buttonhole o.** External urethrotomy. **cesarean o.** See *cesarian operation*, under separate heading. [Lat., *sectio caesarea*.] **elective o.** An o. which the patient chooses to have done, but which is not absolutely required; also one in which the particular procedure is a matter of choice with the operator. **plastic o.** An o. that has for its object the construction of absent parts, or the replacement or removal of deformed parts. **subcutaneous o.** An o. in which either there is no external wound or the external wound is made at a distance from the seat of o. and in such a way as not to expose the field of o. to the action of the air. For operations distinguished by the names of individuals, see under separate headings. [Lat., *operatio*, from *operari*, to work.]
- operative** (op'er-a-tiv). 1. Having the power of acting; effective. 2. Pertaining to an operation. **o. dentistry.** The department of dentistry in which manipulations, mechanical or surgical, are made in the mouth of the patient, as distinguished from those which are made in the workshop or laboratory.
- operculum** (o-per'ku-lum). Lit., a lid or flap. A group of small convolutions situated at the angle formed by the two limbs of the sylvian fissure and concealing the insula. [Lat., from *operire*, to cover.]
- ophidismus** (o-fid-is'mus). Snake poisoning. [Gr., *ophis*, snake.]
- ophio-** Combining form of Gr., *ophis*, serpent.
- ophiotoxin** (o-fe-o-toks'in). A non-nitrogenous poison, separated from the toxalbumens of snake venom. [Gr., *ophis*, snake, + *toxikon*, poison.]
- ophioxylin** (o-fe-oks'il-in). An anthelmintic and a cathartic principle from the root of *Ophioxylon serpentinum*.
- ophioxylon** (o-fe-oks'il-on). Serpent wood. **O. serpentinum, O. trifoliatum.** East Indian snakewood. The root is used as a febrifuge and anthelmintic. In very large doses it is a drastic purgative. [Gr., *ophis*, a serpent, + *xylon*, wood.]
- ophthalmalgia** (of-thal-mal'je-ah). Pain or neuralgia in the eye; ciliary neuralgia. [Gr., *ophthalmos*, the eye, + *algos*, pain.]
- ophthalmatrophia.** Atrophy of the eye.
- ophthalmia** (of-thal'me-ah). Any inflammation of the eye or of the conjunctiva. **Egyptian o.** Purulent conjunctivitis; trachoma. **electric o.** O. observed in workmen obliged to stand near arc lights, and supposed to be caused by the electric light. **epidemic o.** See *pink-eye*.
- gonorrhoeal o.** O. due to infection with the gonococcus. **military o.** Purulent o.; so called because it is common among soldiers. **o. neonatorum.** Purulent o. occurring in new-born children; generally due to infection from the genital canal of the mother. **o. nodosa.** Nodular swellings on the conjunctiva produced by the irritation of caterpillar hairs. **pustular o.** A mild form of conjunctivitis; pink-eye. **sympathetic o.** Inflammation of one eye, following an infecting injury to the other. [Gr., from *ophthalmos*, the eye.]
- ophthalmic** (of-thal'mik). 1. See *ocular*. 2. Used as a noun, a remedy for certain eye diseases. **o. migraine.** See *epileptoid amaurosis*, under *amaurosis*. [Gr., *ophthalmikos*.]
- ophthalmitis** (of-thal-mi'tis). Inflammation of the entire eyeball. [Gr., *ophthalmos*, the eye, + *itis*, inflammation.]
- ophthal'mo-** Combining form of Gr., *ophthalmos*, eye.
- ophthalmocarcinoma** (of-thal'mo-kar-seno'mah). A carcinoma of the eye. [Gr., *ophthalmos*, eye, + *carcinoma*.]
- ophthalmodynia** (of-thal-mo-din'e-ah). Neuralgia of the eye. [Gr., *ophthalmos*, the eye, + *odyne*, pain.]
- ophthalmolith** (of-thal'mo-lith). A stony concretion in the lacrimal duct. [Gr., *ophthalmos*, the eye, + *lithos*, a stone.]
- ophthalmology** (of-thal-mol'o-je). A knowledge of the working of the eye and of its diseases. [Gr., *ophthalmos*, the eye, + *logos*, understanding.]
- ophthalmomelanoma** (of-thal'mo-mel-an-o'mah). A melanotic sarcoma of the eye. [Gr., *ophthalmos*, eye, + *melanoma*.]
- ophthalmometer** (of-thal-mom'et-er). An instrument employed to determine irregularities in the curvature of the cornea, causing astigmatism. [Gr., *ophthalmos*, the eye, + *metron*, a measure.]
- ophthalmometry** (of-thal-mom'et-re). Measurement or examination of the eye by means of the ophthalmometer. [Gr., *ophthalmos*, the eye, + *metron*, a measure.]
- ophthalmosology** (of-thal'mon-os-ol'o-je). The pathology of the eye. [Gr., *ophthalmos*, the eye, + *nosos*, disease, + *logos*, understanding.]
- ophthalmoplegia** (of-thal-mo-ple'je-ah). Paralysis of one or more muscles of the eyeball. **o. externa.** Paralysis of one or more of the extrinsic muscles of the eyeball. **o. interna.** Paralysis of the muscles of the iris, of the ciliary muscle, or of both. **o. totalis.** O. in which all

the ocular muscles are affected. [Gr., *ophthalmos*, the eye, + *plege*, a stroke.] **ophthal'moreaction**. See *Calmette test*, under *Calmette*.

ophthalmoscope (of-thal'mo-sköp). An instrument invented by Helmholtz in 1851 for examining the media and fundus of the eye by illuminating the interior of the organ. [Gr., *ophthalmos*, the eye, + *skopein*, to examine.]

ophthalmoscopy (of-thal-mos'kop-e). Examination of the media and fundus of the eye by means of the ophthalmoscope.

ophthalmostat (of-thal'mos-tat). An instrument for fixing the eye and controlling its movements for purposes of examination or operation. [Gr., *ophthalmos*, the eye, + *istanai*, to place.]

ophthalmotoxin (of-thal-mo-tok'sin). A specific cytotoxin obtained by injections of emulsions of the ciliary body.

ophthalmotrope (of-thal'mo-tröp). Originally, a movable model of both eyes, in which the muscles are represented by correspondingly drawn threads, which are stretched by springs and weights, and the movements of which can be read off on a scale. The artificial eyes rotate around their centers on a ball and socket joint. The equator, cornea, and vertical and horizontal meridians are all drawn upon them, and the threads representing the muscles are of different colors. [Gr., *ophthalmos*, the eye, + *trope*, a turning.]

opianin (o'pe-an-in). An alkaloid, C₁₆H₂₂N₂O₂, obtained from opium. Its narcotic action resembles that of morphin.

opiate (o'pe-ät). A medicine containing opium.

opiophagism (o-pe-of'aj-ism). Addiction to opium eating. [Gr., *opion*, opium, + *phagein*, to eat.]

opisthenar (o-pis'the-nar). The back of the hand. [Gr., *opisthenar*, from *opisthen*, behind, + *thenar*, the palm.]

opisthion (o-pis'the-on). A point at the middle of the posterior margin of the foramen magnum. [Gr., *opisthios*, hinder.]

opis'tho-, opisth'-. Combining form of Gr., *opisthen*, behind; as *opisthotosos*.

opisthoreia (o-pis'tho-po-re'ah). A morbid condition where the patient walks backward when walking forward is attempted. [Gr., *opisthen*, behind, + *porcia*, a mode of walking.]

Opisthorchis (o-pis-thor'kis). A genus of trematode worms, or flukes, having testicles near the posterior end of the body.

O. felineus. The Siberian liver-fluke, which infests the bile ducts of cats, dogs, and man. **O. noverca**. The Asiatic liver-fluke of dogs and man.

opisthotonos (o-pis-thot'o-nos). An excessive recurving of the muscles of the back, where the patient in spasm of pain rests on his head and heels. [From *opisthen*, behind, + *tonos*, stretching.]

opium (o'pe-um). Syn.: *o. crudum, meconium*. The inspissated juice of the unripe capsules of *Papaver somniferum* and its varieties. Besides water, resin, fatty matter, gum, caoutchouc, pectin, glucose,

and other substances not yet definitely determined, *o.* contains numerous alkaloids, of which morphin, codein, narcotin, and narcein are used in medicine. These bases occur in combination with meconic and lactic acids. Two neutral principles, meconin and meconoin, have also been isolated. *O.* is a narcotic, acting directly upon the cerebrum. It destroys life by paralyzing the respiratory centers in the medulla. *O.* is chiefly used for the relief of pain, but its diversity of properties gives it a wide range of usefulness. An unconquerable longing for *o.* or one of its alkaloids often leads to its habitual use, which causes anemia, emaciation, headache, vertigo, wakefulness, tremor, and mental disturbance [U. S. Ph., Br. Ph.]. List of poisons and their antidotes, see in *appendix*, page 940. **acetum opii**. Vinegar of *o.* It represents 10 per cent. of powdered opium [U. S. Ph.]. **ammoniated tincture of o.** See *tinctura opii ammoniata*. **aqueous extract of o.** See *extractum opii*. **camphorated tincture of o.** See *tinctura opii camphorata*. **compound powder of o.** See *pulvis opii compositus*. **denarcotized o.** See *o. deodoratum*. **deodorized tincture of o.** See *tinctura opii deodorata*. **em-plastrum opii**. A plaster containing 6 per cent. of extract of *o.* [U. S. Ph.] **extractum opii**. An extract of *o.* assaying 20 per cent. of morphin [U. S. Ph., Br. Ph.]. **extractum opii li- quidum**. A preparation of which 100 c.c. represents 0.75 grms. of anhydrous morphin [Br. Ph.]. **linimentum opii** [Br. Ph.]. A preparation consisting of equal parts of tincture of *o.* and soap liniment. **liquid extract of o.** See *extractum opii liquidum*. **liquor opii sed- ativus Battley**. This is said to resemble the extractum opii liquidum of the Br. Ph. **magisterium opii**. See *morphin*. **o. denarcotinatum, o. denarcotisa- tum, o. deodoratum**. A preparation made by percolating *o.* with petroleum benzin, which removes narcotin, as well as many of the odoriferous and nauseating principles [U. S. Ph.]. **o. plaster**. See *em-plastrum opii*. **opii pulvis**. *O.* dried and powdered. The powder must contain from 12 to 12.5 per cent. of morphin [U. S. Ph.]. **pillulae opii**. Pills, each of which contains 1 grain of powdered *o.* The pill mass is official in the Br. Ph. as *pillulae saponis composita*, containing 20 per cent. of *o.* [U. S. Ph.]. **pulvis opii**. See *opii pulvis*. **pulvis opii com- positus**. A mixture of powdered *o.*, tragacanth, black pepper, ginger, and car- away fruit [Br. Ph.]. **tinctura opii**. A tincture of *o.* representing 10 per cent. of powdered *o.* [U. S. Ph.] or containing 1 per cent. of morphin [Br. Ph.], the latter preparation being about four-fifths as active as that of the U. S. Ph. **tinctura opii ammoniata**. The ammoniated tincture of *o.* contains 10 per cent. of its volume of the tincture of opium [Br. Ph.], with benzoic acid and ammonia water

- [Br. Ph.]. **tinctura opii camphorata**. Syn.: *elixir paregoric*, *tinctura camphorae composita* [Br. Ph.]. A preparation containing 0.4 per cent. of powdered o. [U. S. Ph.] or 5 per cent. of tinctura of o. [Br. Ph.] with benzoic acid, camphor, and anise in dilute alcohol. It is commonly called paregoric. **tinctura opii crocata**. Syn.: *Sydenham's laudanum*, *vinum opii aromaticum*, *vinum thebaicum crocatum*, *tinctura opii vinosa Sydenhami*. A preparation made by macerating or digesting o. with cloves and either cinnamon or cassia, saffron, and dilute alcohol. **tinctura opii deodorata**. This tincture represents 10 per cent. of deodorized o. or from 1.2 to 1.25 per cent. of morphin [U. S. Ph.]. **tinctura of o.** See *tinctura opii*. **trochisci opii**. Lozenges of licorice and o. See *trochisci glycyrrhizae et opii*, under *glycyrrhiza*. **vinegar of o.** See *acetum opii*. **vinum opii**. A 10 per cent. preparation of granulated o. aromatized [U. S. Ph.]. **vinum opii aromaticum** (seu *compositum*). See *tinctura opii crocata*. **vinum opii crocatum**. See *tinctura opii crocata*. **wine of o.** See *vinum opii*. [Gr., *opion*.]
- opo-** Combining form of Gr., *opos*, juice; used as a prefix signifying (1) the juice or latex of a plant; (2) an integral part of the names of a class of preparations, each name signifying the organ from the tissues of which the preparation is made, e. g., *oposuprarenalium* is a preparation said to be made from the suprarenal gland.
- opobalsamum** (o-po-bal'sam-um). Opobalsam; a resinous substance, obtained in Arabia from *Balsamodendron o.* and *Balsamodendron gileadense*. [Gr., *opos*, juice, + *balsamon*, balsam.]
- opocerebrin** (o-po-ser'e-brin). A medicinal preparation of the gray matter of the brain. [Gr., *opos*, juice, + Lat., *cerebrum*.]
- opodeldoc** (o-po-del'dok). Camphorated soap liniment. A quasi-oriental name, apparently first used and probably invented by Paracelsus.
- opodidymus** (o-po-did'im-us). A monster with a single head, but two faces. [Gr., *ops*, the face, + *didymos*, double.]
- opohepatoidin** (o''po-hep-at-oyd'in). A medicinal preparation made from liver tissue. [Gr., *opos*, juice, + *epar*, the liver, + *eidosis*, resemblance.]
- opohypophysin** (o''po-hi-pof'is-in). A medicinal preparation made from the pituitary gland. [Gr., *opos*, juice, + *hypophysis*.]
- opolienin** (o-po-li'en-in). A medicinal preparation made from the spleen. [Gr., *opos*, juice, + Lat., *lien*, the spleen.]
- opomammin** (o-po-mam'in). A medicinal preparation made from the mammary gland. [Gr., *opos*, juice, + Lat., *mamma*, breast.]
- opomedullin** (o''po-med-ul'in). A medicinal preparation of bone marrow. [Gr., *opos*, juice, + Lat., *medulla*, marrow.]
- opoorchidin** (o-po-or'kid-in). A medicinal preparation made from the testicle. [Gr., *opos*, juice, + *orchis*, the testicle.]
- opoössein** (o-po-os'se-in). A medicinal preparation of yellow bone marrow. [Gr., *opos*, juice, + Lat., *os*, bone.]
- opoövairin** (o''po-o-va're-in). A medicinal preparation made from the ovary. [Gr., *opos*, juice, + *ovary*.]
- opopancreatin** (o-po-pan'kre-at-in). A medicinal preparation of the pancreas. [Gr., *opos*, juice, + *pancreas*.]
- opoprostatin** (o-po-pros'tat-in). A medicinal preparation of the prostate. [Gr., *opos*, juice, + *prostate*.]
- oporenin** (o-po-ren'in). A medicinal preparation of the kidney. [Gr., *opos*, juice, + Lat., *ren*, the kidney.]
- oposuprarenalin** (o''po-su-prah-re-nal'in). A medicinal preparation of the suprarenal gland. [Gr., *opos*, juice, + *suprarenal*.]
- opotherapy** (o-po-ther'ap-e). Treatment by means of tissue extracts or internal secretions. [Gr., *opos*, juice, + *therapeia*, treatment.]
- opothymin** (o-po-thi'min). A medicinal preparation of the thymus gland. [Gr., *opos*, juice, + *thymus*.]
- opothyroidin** (o''po-thi-royd'in). A medicinal preparation of the thyroid gland. [Gr., *opos*, juice, + *thyroid*.]
- Op'penheim's sign**. Turning upwards of the big toe on forcibly drawing the fingers along the sides of the tibia; seen in central lesions of the nervous system. [*H. Oppenheim*, Berlin neurologist.]
- opponens** (op-po'nens). Opposing. See *Table of Muscles*, under *muscle*. [Lat.]
- oppression** (op-pres'shun). A morbid sensation of weight or fullness. [Lat., *oppressio*, from *opprimere*, to press against.]
- opsinogen** (op-sin'o-jen). The substance in the bacterial cells which stimulates the body cells or tissues to form an opsonin.
- opsomania** (op-so-ma'ne-ah). A morbid desire for dainty or sweet food. [Gr., *opson*, dainty, + *mania*, madness.]
- opsonic in/dex**. The percentage of bacteria taken up by the leukocytes of diseased or immunized animals or men, as compared with the number taken up by the leukocytes of a healthy person. The opsonic power is now calculated by noting the dilution at which the serum still contains an opsonin, so that when mixed with bacteria and leukocytes, the latter will still show phagocytosis. This is called the dilution of opsonic extinction.
- opsonif'erous group**. The active group of the opsonin, as compared with the haptophoric or combining group.
- opsonification** (op-son-if-ik-a'shun). Raising the opsonic power of the blood by the injection of dead bacteria.
- opsonin** (op'so-nin). A substance present in normal and immune serum which combines with bacteria, and thus prepares them to be taken up more readily and in larger numbers by the phagocytic cells. [Gr., *opsonem*, to prepare food for.]
- ops'onocytophag'ic in/dex**. The rela-

- tion of the action of the leukocytes and serum of a blood specimen to be tested for its phagocytic action, as compared with that of a normal person. See *opsonic index*.
- opsonotherapy** (op'son-o-ther'ap-e). A form of treatment in which the opsonic power of the blood is increased by means of bacterial vaccines.
- optactin** (op-tak'tin). The visual axis. [Gr., *optos*, visible, + *aktis*, a ray.]
- optic, optical** (op'tik, op'tik-al). Pertaining to the eye or to the sight. **optical activity**. The property, possessed by many organic chemical compounds, of turning the plane of polarized light, when it is passed through a solution of the substance. It is due to the presence of one or more asymmetrical carbon atoms. See also *polarimeter*. **o. deceptions**. Visual phenomena in which an erroneous judgment is made in regard to size, color, etc. [Gr., *optikos*.]
- optician** (op-tish'an). A maker or purveyor of optical instruments.
- op'tico-**. Combining form of Gr., *optikos*, relating to the eye.
- optics** (op'tiks). The science of light and vision. **physiological o.** That branch of o. which treats of and establishes the conditions necessary for the act of vision. It is subdivided into three branches: (a) dioptrics; (b) the consideration of the impressions produced by light, with special reference to the relation of objective light to light perception; (c) the visual sensations. [Gr., *optika*, from *optikos*, of sight.]
- op'to-**. Combining form of Gr., *optos*, seen, visible.
- optogram** (op'to-gram). The image of an external object produced on the retina by bleaching of the visual purple. It can be fixed and permanent after the manner of a photograph. [Gr., *ops*, the eye, + *gramma*, a writing.]
- optometer** (op-tom'et-er). An instrument for determining the refraction of an eye. [Gr., *optos*, visible, + *metron*, measure.]
- optometry** (op-tom'et-re). The study of visual defects and their remedy by glasses.
- Opuntia** (o-pun'te-ah). Prickly pear, Indian (or bastard) fig; a genus of cactaceous shrubs. **O. coccinellifera** (seu *cochinellifera*). The cochineal cactus of tropical America, the *nopal* of Mexico, where it is cultivated for the purpose of rearing the cochineal insect (*Coccus cacti*). [Gr., *Opous*, a town of Locris, Greece.]
- ora** (o'rah). A border, margin. **o. serrata**. The anterior dentated margin of the retina along the edge of the ciliary processes of the choroid membrane.
- o'ral**. 1. Spoken, verbal. 2. Of or pertaining to the mouth. [Lat., *os*, *oris*, mouth.]
- orange** (or'anj). The genus *Citrus*, especially *Citrus aurantium*, also its fruit. See under *Aurantium* and *Citrus*. **sweet o. peel**. The rind of the sweet o. (see *Citrus aurantium* [2d def.]). It is aromatic, but has not the tonic properties of bitter o. peel, and is preferred for flavoring only [U. S. Ph.]. [Lat., *aurum*, gold.]
- orbicular** (or-bik'u-lar). Circular or rounded. [Lat., *orbiculus*, a small circle.]
- orbicularis** (or-bik-u-lar'is). See *Table of Muscles*, under *muscle*. [Lat.]
- or'bit**. The eye socket; a quadrilateral conical cavity situated at the upper and anterior part of the face, with its base directed forward and outward and its apex backward and inward. [Lat., *orbita*, from *orbis*, a circle.]
- or'bita**. Pertaining to the orbit.
- or'bito-**. Combining form of Lat., *orbita*, orbit.
- orcein** (or-se'in). A brown coloring matter, obtained from orcin; employed as a stain.
- or'chic substance**. A proprietary preparation consisting of the pulp from the fresh testicles of the ram, dried and powdered. It has been used in prostatic hypertrophy. [Gr., *orchis*, testicle.]
- orchidectomy** (or-kid-ek'to-me). Excision of the testicle. [Gr., *orchis*, the testicle, + *ektome*, a cutting out.]
- or'chido-**. Combining form of Gr., *orchis*, testicle, or of the plant *orchis*, the orchid, so named because of the shape of its flower.
- orchietomy** (or-ki-ek'to-me). Excision of a testicle.
- orchis** (or'kis). 1. The testicle. 2. The typical genus of the orchidaceous plants; so called from the shape of the root. Various species of o., including *O. acuminata*, *O. coriophora*, *O. maculata*, *O. mascula*, and others, furnish saleg. [Gr., *orchis*, the testis.]
- orchitis** (or-ki'tis). Inflammation of the testicle. There are three varieties: (1) traumatic, in which the epididymis is usually involved; (2) a chronic inflammation of low grade, occurring in individuals of a gouty or rheumatic diathesis; (3) a form due to acute inflammation in some other part of the body, as a complication of mumps, and occasionally of typhoid fever, influenza, smallpox, tonsillitis, and rheumatism. The symptoms of o. are severe pain, and gradual symmetrical enlargement in one testicle, with sensitiveness, drawing up of the testicle, chills and fever. The disease may end in resolution, leaving a practically normal testicle or in atrophy or gangrene. **syphilitic o.** Syphilitic disease of the body of the testicle. It is characterized by moderate enlargement of the organ, accompanied with little or no pain and with marked insensibility to pressure. The surface is usually smooth and uniform, sometimes nodular. It often results in atrophy, rarely in softening. In the latter case perforation occurs, with fungous outgrowths. Two forms have been described: a diffuse form, in which the tunica albuginea is especially involved and becomes thickened and sclerosed; and a circumscribed form, in which gummatous material is deposited in nodular masses. **tuberculous o.** Tuberculous disease of

the testicle beginning generally in the epididymis. Caseation and suppuration with thickening of the spermatic cord and enlargement of the vesiculae seminales are the usual results. [Gr., *orchis*, the testicle, + *itis*, inflammation.]

or'cin. Syn.: *orcinol*. Dihydroxytoluene, $C_6H_3(OH)_3$. A crystalline substance, easily soluble in water; prepared from various lichens; used as an antiseptic.

orectic (o-rek'tik). Exciting an appetite. [Gr., *orexis*, desire.]

orexin (o-reks'in). A base having the composition of phenyldihydroquinazolin (or its hydrochlorid, $C_{14}H_{12}H_2.HCl$). It is a stomachic and antemetic, and increases the appetite. The tannate has been used as a preventive of seasickness. [Gr., *orexis*, appetite.]

orexis (o-rek'sis). See *appetite*. [Gr., *orexis*, from *oregein*, to reach.]

or'gan. Any individual part, or system of parts, of an organism, having a specific physiological function, considered with reference to its action, processes, or results. **accessory o's.** O's which have a subordinate function. **appendicular o's.** The limbs. **enamel o.** Of Purkinje, the special enamel germ after it has become differentiated into a three-layered o., which covers the enlarged tooth papilla like a cap. **end o.** See under separate heading. **excretory o's.** The o's which dispose of the excrementitious substances of the body. **generative o's, genital o's.** The o's which are concerned in the reproduction of the species. **Jacobson's o.** The canal a few millimeters in length which extends along the septum of Stenson's duct to end in a blind extremity. It is the homologue of a more extensively developed o. in some animals having a more acute sense of smell. In man it is only rudimentary. **o. of Corti.** The terminal apparatus of the cochlear nerve. It lies on the membranous spiral lamina which springs from the free edge of the osseous spiral lamina. It consists of the rods of Corti, the two rows of which form the arches of Corti. **o. of Giralde.** See *paradidymus*. **o. of Rosenmüller.** See *epoöphoron*. **o's of sense.** The structures endowed with the special senses (i. e., the skin and some of the mucous membranes, the ears, the eyes, the nose, and the portion of the mouth possessing the sense of taste). **uropoietic o's.** The kidneys. **vibratile o's.** Cilia. [Gr., *organon*, an organ.]

organ'ic. 1. Possessing organs. 2. Pertaining to or possessing an organized state. 3. Of disease, accompanied by structural change, as opposed to functional. 4. In chemistry, containing carbon or relating to bodies containing carbon.

organism (or'gan-ism). An organized body (animal or plant) capable of separate existence. **o., estivo-autumnal.** See also in *appendix*, page 901. **o., quartan.** See also in *appendix*, page 901. **o., tertian.** See also in *appendix*, page 901. [Lät., *organismus*, from Gr., *organizein*, to fabricate.]

organization (or-gan-i-za'shun). 1. An organism. 2. The process or act of being converted into living and active material (e. g., the o. of a blood clot). [Gr., *organizein*, to fabricate.]

or'gano- Combining form of Gr., *organon*, organ.

or'ganochem'istry. See *organic chemistry*, under *chemistry*.

organogenetic (or-gan-o-jen-et'ik). Taking part in or pertaining to the origin and development of the special organs or structures of an organized body. Relating to organogeny. [Gr., *organon*, organ, + *genesis*, generation.]

organogeny (or-gan-oj'en-e). The embryology of the different organs. [Gr., *organon*, an organ, + *gennan*, to engender.]

organography (or-gan-og'raf-e). A description of the organs of a living body.

organoid (or'gan-oyd). Of tumors, resembling an organ. [Gr., *organon*, an organ, + *eidosis*, resemblance.]

organology (or-gan-ol'o-je). The investigation of the structure and functions of organs. [Gr., *organon*, an organ, + *logos*, understanding.]

organoma (or-gan-o'mah). A tumor which affects an organ, e. g., a dermoid cyst.

organometallic (or'gan-o-met'al'ik). Of chemical compounds, containing an alcoholic radicle combined with a metal.

organon (or'gan-on). See *organ*.

o. adamantinae. See *enamel organ*.

o. auditus. The ear. **o. gustus.** The

portions of the mouth and tongue concerned in the sense of taste.

organa ingestionis. The mouth, pharynx, and

esophagus. **o. innominatum.** See *pan-*

creas. **o. Kollikeri.** The larger of the

two epithelial ridges in the canalis coch-

learis of the embryonic cochlea. **o. ol-**

factorium, o. olfactus. The nose. **o. ol-**

tactus. The skin and portions of the

mucous membrane having tactile sensibility. **o. visus.** The eye.

organopathy (or-gan-op'ath-e). An or-

ganic disease. [Gr., *organon*, an organ,

+ *pathos*, a disease.]

organophylly (or-gan-of'il-le). The de-

velopmental history of organs.

organoscopy (or-gan-os'ko-pe). Examina-

tion of the viscera directly, through

epigastric incision and a cystoscope.

organosol (or-gan'o-sol). A solution of

colloid silver in an organic liquid, such

as alcohol.

organotherapy (or'gan-o-ther'ap-e). The

therapeutical use of organic juices, ex-

tracts, etc. [Gr., *organon*, an organ, +

therapeia, medical treatment.]

organotrophic (or'gan-o-trof'ik). Per-

taining to the nutrition of organs or of

an organism. [Gr., *organon*, an organ,

+ *trophein*, to nourish.]

orgasm (or'gazm). 1. The swelling of a

part or tissue from acute active hyper-

emia. 2. Erethism; acute excitation in

the vital action of a part, especially the

nervous excitement accompanying the

culmination of the sexual act. [Gr., *organ*,

to swell.]

Oriental plague. See under *plague* and *bubonic*.

Orien'tal sore. Syn.: *Aleppo boil*, *Bagdad boil*, *Delhi boil*, *Biskra button*, *Aleppo button*, *Gassa button*. A specific ulcerating granuloma of the skin, endemic in tropical countries and caused by *Leishmania tropica*.

orientation (or-i-en-ta'shun). 1. The position or bearing of any object in relation to the east, and hence in relation to the points of the compass generally. 2. The faculty or process of judging of the relative position of objects in space. 3. The arrangement of embryos, organs, etc., so that microscopic sections may be made in a known and definite plane. **objective o.** The faculty or process by which external objects are referred to their correct position with reference to one another, so that the relations of the separate parts of a body are rightly apprehended, although the body as a whole may be wrongly located by the observer. **subjective o.** The faculty or process by which external objects are referred to their correct position as regards the observer, so that a body appears to him in its proper place. [Lat., *oriens*, the east.]

orifice (or'if-is). See *opening*. **anal o.** The anus. **aortic o.** The circular o. in the left ventricle connecting it with the aorta. **auriculoventricular o.** 1. An oval opening in the lower and front part of the left auricle, leading into the left ventricle of the heart. 2. An oval opening situated at the right angle of the base of the right ventricle of the heart and leading into the right auricle. **cardiac o. of the stomach.** The o. in the cardiac end of the stomach where the esophagus enters it. **mitral o.** See *auriculoventricular o.* (1st def.). **o. of the coronary sinus of the right auricle.** An o. situated between that of the inferior vena cava and the auriculoventricular o. **pulmonary o.** An o. in the left angle of the base of the right ventricle of the heart and leading into the pulmonary artery. **pyloric o.** See *pylorus*. [Lat., *orificium*, from *os*, *oris*, mouth, + *facere*, to make.]

Origanum (o-rig'an-um). 1. Marjoram; a genus of labiate undershrubs or herbs. 2. Of the U. S. Ph., 1880, the herb of *O. vulgare*. **oil of o.** The volatile oil of *O. vulgare*; an acrid, stimulating oil, of yellowish color and camphoraceous odor, consisting of a terpene, $C_{10}H_{16}$, with sometimes small proportions of ordinary camphor. **O. majorana.** Sweet marjoram. It has a peculiar aromatic odor and a warm, bitterish taste, and yields tannin and a volatile oil, to which the excitant and mildly tonic properties of the plant are due. **O. vulgare.** Wild marjoram. The herb was formerly used as a diaphoretic and emmenagogue and externally in poultices and fomentations. It is stimulant and mildly tonic. [Gr., *origanon*.]

origin (or'ij-in). That from which anything arises or takes its beginning; a

source; a starting point. **apparent o. of a nerve.** See *superficial o. of a nerve*. **deep o. of a nerve.** That part of the nervous center where the fibers of a nerve spring from the nerve cells. **o. of a muscle.** The relatively fixed point of attachment of a muscle. **o. of a nerve.** That part at which it is attached to the center of its system. **real o. of a nerve.** See *deep o. of a nerve*. **superficial o. of a nerve.** That part of the central nervous structure at which the nerve cord first comes in contact with it. [Lat., *origo*, *originis*, from *oriri*, to rise.]

-orium. Lat., neuter sing. ending of adj. in *-orius*; used as a suffix indicating place for or belonging to, requisite.

or'mosin. An alkaloid obtained from the seeds of *Ormosia dasycarpa*. The hydrochlorid has been used as a narcotic.

ornithin (or'nith-in). A d-diamino acid, $NH_2.CH_2.CH_2.CH_2.CHNH.COOH$, a basic substance, present in the urine of birds after the injection of benzoic acid in a combined form as ornithuric acid. Also formed by arginin by the action of a strong base or by the enzyme, arginase.

or'nitho-, or'nith-. Combining form of Gr., *ornith*, from *ornis*, bird.

Ornithodoros (or'nith-o-do'rus). A member of the family *Argasidae*, or ticks, which has no eyes. **O. moubata.** The tick that spreads Dutton's relapsing fever, otherwise known as African tick fever, by acting as the intermediate host of *Spirocheta Duttoni*. **O. Savignyi.** A species of tick attacking man in Africa and India. **O. thyolozani.** Dangerous to man in Persia. **O. turicatus.** Attacks men and fowls in Central America.

oropharynx (o-ro-far'inks). The region of the junction of the mouth and the pharynx.

oroselin (or-os'el-in). A substance, $C_{14}H_{12}O_4$, obtained from athamantin.

oroselon (or-os'el-on). A substance, $C_{14}H_{10}O_5$, obtained from athamantin.

orotherapy (o-ro-ther'ap-e). A whey or serum therapy. [Gr., *oros*, whey, + *therapeia*, treatment.]

oroxylin (o-roks'il-in). A principle probably obtained from *Oroxylum indicum*. It has been used in rheumatism.

oro'ya fever. Another name for a skin disease called *verruca peruviana*.

orphol (or'fol). A proprietary compound of bismuth and β -naphthol; used in diarrheal diseases of children.

orpiment (or'pim-ent). Native sulphid of arsenic, As_2S_3 , realgar, or red orpiment, and As_2S_5 , yellow orpiment. [Lat., *auri pigmentum*.]

orrhos (or'ros). Whey; serum. [Gr., *orros*.]

orrhosis (or-ro'sis). The formation of serum. [Gr., *orros*, serum.]

orrhotherapy (or-ro-ther'ap-e). The therapeutical use of serum. [Gr., *orros*, serum, + *therapeia*, medical treatment.]

or'ris. See *Iris florentina*.

or'tho-. Combining form of Gr., *orthos*, straight, right; used as a prefix in chemical nomenclature.

orthobasic (or-tho-ba'sik). Of acids, having the two replaceable hydrogen atoms occur in the orthoposition (i. e., next each other).

orthocephalism (or-tho-sef'al-ism). The condition in which the height-length index of the skull is between 70° and 75°.

[Gr., *orthos*, straight, + *kephale*, head.]
orthochlorophenol (or'tho-klo-ro-fe'nol). Monochlorophenol, C₆H₄Cl.OH; used topically in erysipelas and in painful laryngeal affections, and by inhalation in phthisis.

orthochromatic (or'tho-kro-mat'ik). Normally stained.

orthodiagram (or-tho-di'ag-ram). A drawing or photograph of the shadow of an internal organ (heart) obtained by means of an orthodiagraph.

orthodiagraph (or-tho-di'ag-raf). An apparatus for transmitting the x-ray through the body in parallel lines so as to obtain shadows of internal organs (heart) of the correct size. [Gr., *orthos*, straight, + *dia*, through, + *graphein*, to write.]

orthodontia (or-tho-don'te-ah). The treatment of irregularities in the position, etc., of the teeth. [Gr., *orthos*, straight, + *odous*, a tooth.]

orthoform (or'tho-form). A trade name for paramidometoxybenzoic methyl ester; said to be an antiseptic and local anesthetic. It is insoluble, hence it does not penetrate the tissues. **new o.** Metamidoparoxibenzoic methyl ester; used like o.

orthognathous (or-thog'na-thus). 1. Having a gnathic index below 98°. 2. No marked projection of the jaw or the incisor teeth. [Gr., *orthos*, straight, + *gnathos*, the jaw.]

orthometer (or-thom'et-er). An instrument for determining the degree of protrusion of the eyes. [Gr., *orthos*, straight, + *metron*, a measure.]

orthope'dia, **orthope'dics**. The branch of surgery having to do with the treatment of diseases of the joints and the correction of deformities. At first limited to children. **dental o.** Correction of deformities of the teeth in the child. [Gr., *orthos*, straight, + *pais*, *paidos*, a child, or *paideuin*, to educate or train children.]

orthopedist (or-thop'e-dist). One who practises orthopedics.

orthophoria (or-tho-'fo-re-ah). Normal binocular fixation. [Gr., *orthos*, straight, + *pherein*, to carry.]

orthopnea (or-thop'ne-ah). Difficulty in breathing in the recumbent position. [Gr., *orthos*, upright, + *pnein*, to breathe.]

orthoscope (or'tho-sköp). An instrument for examining the eye, using water, so as to neutralize the refraction of the cornea. [Gr., *orthos*, straight, + *skopein*, to examine.]

orthotonus (or-thot'o-nus). Tetanus characterized by an upright posture of the body. [Gr., *orthos*, straight, + *tonos*, a stretching.]

orthrin (or'thrin). A derivative of phenylhydrazin, obtained by the action of paroxybenzoic acid on hydrazin. Its anti-

pyretic action is very energetic but uncertain, and it is apt to cause profuse perspiration, collapse, and intoxication.

Oryza (o-ri'zah). The rice plant; a genus of grasses.

Os. The chemical symbol for the element *osmium*.

os. Pl., *ossa*. See *bone*. **o. brachii**, **o. humeri**. See under *humerus*. **o. calcis**. See *calcaneus*. **o. illi**. See under *ilium*. **o. innominatum**. 1. See *innominate bone*, under *bone*. 2. See *ilium*. **o. magnum**. The third bone of the second row of the carpus. **o. planum**. A thin smooth lamina of bone on the external aspect of each lateral mass of the ethmoid bone. **o. pubis**. The bone which, although distinct in early life, in adult life unites with the ilium and ischium to form the pelvis. [Lat., *os*, *ossis*, bone.]

os. Pl., *ora*. The mouth; an orifice. **ab ore**. By the mouth. **o. tincae**. Like a tench's mouth. The transverse external orifice of the cervix uteri before it has been distended by childbirth. **o. uteri externum**. The transverse external opening of the cervical canal of the uterus. It is bounded anteriorly and posteriorly by two thick lips, the posterior of which is the thinner and longer. In nulliparae they are smooth, but in those who have borne children they are usually slightly rugose or fissured. **o. uteri internum**. The circular, internal, somewhat constricted opening of the cervical canal into the cavity of the uterus. Some writers think it best to restrict the term to the non-gravid uterus. See also *Bandl's ring*. [Lat., *os*, *oris*, mouth.]

osazon (o'sa-zön). Of E. Fischer, a group of substances formed by the combination of two molecules of phenylhydrazin with one molecule of a sugar. These compounds are used for the identification of the carbohydrates.

os'cheio-, **os'cheo-**. Combining form of Gr., *oscheon*, scrotum.

oscheitis (os-ke-i'tis). Inflammation of the scrotum. [Gr., *oscheon*, scrotum, + *itis*, inflammation.]

oscheocarcinoma (os'ke-o-kar-sin-o'-mah). See *chimney-sweep's cancer*, under *cancer*. [Gr., *oscheon*, the scrotum, + *carcinoma*.]

oscheolith (os'ke-o-lith). A calculus of the scrotum. [Gr., *oscheon*, the scrotum, + *lithos*, stone.]

oscheoplasty (os'ke-o-plas-te). The plastic surgery of the scrotum. [Gr., *oscheon*, the scrotum, + *plassein*, to mold.]

Oscillaria (os-sil-la're-ah). A genus of filamentous organisms composed of compactly arranged rows of cells separated by delicate transverse partitions. They occur in ponds, ditches, etc. **O. tigrina**. *Beggiatoa tigrina*. [Lat., *oscillum*, a swing.]

oscillation (os-il-la'shun). A swinging motion. [Lat., *oscillare*, to swing.]

oscitation (os-sit-a'shun). See *chasma*.

osculant (os'ku-lant). Interosculant, connecting two higher groups by characters

common to both. [Lat., *osculari*, to kiss.]

-ose. A chemical suffix originating in the ending of glucose and used to form the names of the related carbohydrates.

Osler's disease. Chronic cyanosis with polycythemia and enlarged spleen.

osme (os'me). An odor; also the sense of smell. [Gr., *osme*.]

osmic. Containing osmium as a hexad or an octad. **o. acid.** See under *acid*.

osmium (os'me-um). A metallic element, associated in nature with platinum and iridium. The metal is used for incandescent electric lamps. Its salt, OsO₄, is used as a stain. Symbol, Os; atomic weight, 191. It is the heaviest body known, having a specific gravity of 22.477. **o. amid.** An orange yellow, odorless, crystalline powder, OsO₂NH₂, discovered by Fremy. It colors all animal tissues at first brown and subsequently black. It has been recommended in place of osmic acid for histological research.

o. tetroxid. OsO₄, the anhydride of the theoretical osmic acid. It has been used by intraneural injection to produce degeneration of nerves in persistent neuralgia. It is to be avoided in renal disease. Locally applied, it acts as a caustic. It has the property of staining fatty matters black, and is used as a reagent in microscopy for this purpose. [Gr., *osme*, an odor.]

os'mo-. 1. Combining form of Gr., *osme*, smell, odor. 2. Combining form of Gr., *osmos*, push or thrust.

osmology (os-mol'o-je). See *osphresiology*. [Gr., *osme*, the sense of smell, + *logos*, understanding.]

osmometer (os-mom'et-er). An instrument for measuring the acuteness of the sense of smell. [Gr., *osme*, the sense of smell, + *metron*, a measure.]

osmonosology (os-mon-os-ol'o-je). The pathology of disorders of the sense of smell. [Lat., *osmonosologia*, from Gr., *osme*, the sense of smell, + *nosos*, disease, + *logos*, understanding.]

osmosis (os-mo'sis). The passage of water through a porous septum, in consequence of a difference in osmotic pressure or concentration of the dissolved substances. The osmotic pressure of any solution is dependent upon the number of particles (molecules and ions) in solution and, mechanically measured, it is equal to the gas pressure exerted by the same number of gas molecules in the same volume. [Gr., *osmos*, a thrusting.]

osmotic (os-mo'tik). Pertaining to osmosis. **o. pressure.** The pressure exerted upon a membrane, which divides a solution of some substance in water from pure water, the membrane allowing the free diffusion of the water but not the diffusion of the substance.

Osmunda (os-mun'dah). Flowering fern.

O. regalis. Royal fern. The front tops and the pith of the root stock were formerly used as astringents and vulneraries, and the root stock was employed especially as a tenifuge.

osphresiology (os-fre-se-ol'o-je). The

study of the odors given off from the body and from the excreta in their relations to disease. [Gr., *osphresis*, the sense of smell, + *logos*, understanding.]

osphrestics (os-fris'tiks). The science of the phenomena of smell. [Gr., *osphresis*, the sense of smell.]

os pubis. The bone which, although distinct in early life, in adult life unites with the ilium and ischium to form the pelvis. It is of an irregular shape, and is divided into a body or horizontal ramus, an ascending ramus, and a descending ramus. The outer extremity of the body forms about one-fifth of the acetabulum, and the inner unites in the middle line with the corresponding portion of the bone of the opposite side, forming the symphysis pubis. The junction of the articulating and superior surfaces is termed the angle, and somewhat external to this is a tubercle, projecting forward, the portion between the two being the spine. The portion of the bone which descends downward and outward from the body to unite with the ischium forms the descending ramus, and that passing backward to unite with the ilium and ischium in the acetabulum forms the ascending ramus. On the upper surface is the commencement of the ileopectineal line. The descending ramus unites with the ascending ramus of the ischium to form the inner and lower part of the obturator foramen.

ossagen (os'saj-en). The calcium salt of bone marrow; used in rickets.

ossalin (os'sal-in). An ointment basis made from beef marrow.

ossein (os'se-in). Syn.: *collagen*. 1. Bone cartilage; the organic base or matrix of bone. 2. Dental cartilage; the organic base of the teeth. It seems precisely like the o. of bone, but perhaps slightly firmer. [Lat., *os*, a bone.]

osseous (os'se-us). 1. See *bony*. 2. Of bony hardness. [Lat., *os*, a bone.]

ossicle (os'si-kl). A small bone. **auditory o's, o's of the ear.** See *incus, malleus, and stapes*. [Lat., *ossiculum*, dim. of *os*, a bone.]

ossiculectomy (os'ik-u-lek'to-me). Surgical removal of one or more of the ossicles of the ear. [Lat., *ossiculum*, a small bone, + Gr., *ektome*, a cutting out.]

ossiculum (os-sik'u-lum). A small bone or bony body, also any hard structure of small size. **ossicula auditii** (seu **aurium**). Syn.: *ear bones*. See *incus, malleus, and stapes*. [Lat., dim. of *os*, bone.]

ossiferous (os-sif'er-us). Containing or yielding bone. [Lat., *os*, a bone, + *ferre*, to bear.]

ossification (os-sif-ik-a'shun). 1. The formation of bone. See *osteogenesis*. 2. Change into a bony substance. **accidental o.** A term incorrectly applied to calcareous degeneration. **intermembranous o.** See *intramembranous o.* **intracartilaginous o.** O. from temporary cartilage, the cartilage becoming at first partly calcified and then absorbed by osteoclasts as the formation of the true bone proceeds from the investing peri-

- osteum, **intramembranous o.** 1. The development of bone in connective tissue, without any intermediate formation of cartilage, by the outward growth from the center of o. of osteogenic fibers around and upon which are arranged the osteoblasts which deposit the bone. 2. O. within a membranous sac. **o. of permanent cartilage.** The formation of osteoblasts in permanent hyaline cartilage; it must not be confounded with calcareous or uratic deposits in the cartilage. **periosteal o.** O. in the osteogenetic layer of the periosteum. See *osteogenesis*. **senile o.** A term incorrectly applied to vascular and interstitial calcareous degeneration occurring in old persons. **subperiosteal o.** The projection of osteoblasts from bone into the layer of round or polygonal cells beneath the periosteum. [Lat., *ossificatio*, from *os*, a bone, + *facere*, to make.]
- ossifluent** (os-sif'lu-ent). Proceeding from or constituting a process involving the disappearance of bone as if by melting away. [Lat., *os*, a bone, + *fluere*, to flow.]
- ostalgia** (os-tal'je-ah). See *osteodynia*. [Gr., *osteon*, a bone, + *algos*, pain.]
- osteid** (os'te-id). A small bony kernel sometimes occurring in the pulp cavity of a tooth. 2. Any accidental bony formation. [Gr., *osteon*, a bone.]
- ostein** (os'te-in). 1. See *ossein*. 2. Bony tissue. [Gr., *osteon*, bone.]
- osteitis** (os-te-'i-tis). Inflammation of bone. **condensing o.** O. in which the marrow is converted into dense bone. **o. deformans.** A retrogressive change with absorption of the trabeculae and fibrosis of the fatty marrow. **rarefying o.** A type showing progressive absorption of the bony lamellae. [Gr., *osteon*, a bone, + *itis*, inflammation.]
- ostemia** (os-te'me-ah). Morbid congestion of blood in a bone. [Gr., *osteon*, bone, + *aima*, blood.]
- os'teo-, os'te-.** Combining form of Gr., *osteon*, a bone.
- osteo-arthritis** (os'te-o-ar-thri'tis). Rheumatic arthritis. **chronic o.** A disease of the joints characterized by pain, stiffness, and deformity and attended by decided changes in structure, such as erosion of the cartilage, atrophy of the bony parts, the formation of osteophytes, and the complete destruction of the joint. See *rheumatic arthritis*, under *arthritis*. [Gr., *osteon*, a bone, + *arthron*, a joint, + *itis*, inflammation.]
- osteo-arthropathy** (os'te-o-ar-throp'ath-e). Disease of the articular portions of bones. [Gr., *osteon*, a bone, + *arthron*, a joint, + *pathos*, disease.]
- osteoblasts** (os'te-o-blasts). Syn.: *black corpuscles*. The granular cells present in all developing bone. They are supposed to deposit the bony matter, and, becoming inclosed, to form the bone cells. [Gr., *osteon*, a bone, + Gr., *blastos*, a sprout.]
- osteocarcinoma** (os'te-o-kar-sin-o'mah). Carcinoma involving bone. [Gr., *osteon*, a bone, + *carcinoma*.]
- osteochondritis** (os'te-o-kon-dri'tis). 1. An inflammatory defect in calcification in which there is a layer of soft, yellowish white tissue between the calcified and cartilaginous portions of a rib. 2. Inflammation involving both bone and cartilage. [Gr., *osteon*, a bone, + *chondros*, cartilage, + *itis*, inflammation.]
- osteochondroma** (os'te-o-kon-dro'mah). Osteoma blended with chondroma; a tumor made up of both osseous and cartilaginous tissue. [Gr., *osteon*, a bone, + *chondros*, cartilage, + *oma*, tumor.]
- osteochondrophyte** (os'te-o-kon-dro-fit). A tumor composed of cartilage and bone. [Gr., *osteon*, a bone, + *chondros*, cartilage, + *phyton*, a growth.]
- osteochondrosarcoma** (os'te-o-kon'dro-sar-ko'mah). A tumor containing cells intermediate between cartilage cells and bone corpuscles, and also areas of true bone and cartilage.
- osteoclasia** (os-te-ok'las-is). Fracture of a bone, especially intentional fracture in order to remedy a deformity. It may be instrumental or manual. [Gr., *osteon*, a bone, + *klasis*, a breaking.]
- osteoclasts** (os'te-o-klasts). Large multinuclear cells, which appear in depressions on the surface of bone, causing a resorption of the bone "in toto." These depressions are called *Hovship's lacunae*; they give the bone a gnawed, eroded appearance. [Gr., *osteon*, bone, + *klan*, to break.]
- osteocystoma** (os'te-o-sis-to'mah). A cystic tumor developing in bone. [Gr., *osteon*, bone, + *cystoma*.]
- osteodynia** (os-te-o-din'e-ah). Pain, especially chronic pain, in a bone. [Gr., *osteon*, a bone, + *odyne*, pain.]
- osteo-epiphysis** (os'te-o-ep-if'is-is). A bony epiphysis. [Gr., *osteon*, bone, + *epiphysis*.]
- osteofibroma** (os'te-o-fi-bro'mah). A tumor consisting of bony and fibrous tissue. [Gr., *osteon*, a bone, + *fibroma*.]
- osteogenesis** (os-te-o-jen'es-is). The formation of bone. This takes place either in cartilage or in connective tissue, but the process is nearly the same in both situations. **o. imperfecta.** A congenital disease of bone in which the bones show an abnormal liability to fracture. [Gr., *osteon*, bone, + *genesis*, generation.]
- osteogeny** (os-te-oj'en-e). 1. See *osteogenesis*. 2. The development of the bony system. [Gr., *osteon*, bone, + *gennan*, to engender.]
- osteography** (os-te-og'ra-fe). The descriptive anatomy of the bones. [Lat., *osteographia*, from Gr., *osteon*, bone, + *graphein*, to write.]
- osteoid** (os'te-oyd). Resembling bone; osseous. **o. sarcoma.** A s. growing rapidly, forming metastases, with cells like bone corpuscles. [Gr., *osteon*, bone, + *eidos*, resemblance.]
- osteolith** (os'te-o-lith). A petrified bone. [Gr., *osteon*, bone, + *lithos*, a stone.]
- osteology** (os-te-ol'o-je). The anatomy of the bones or of bone tissue. [Lat., *oste-*

- ologia*, from Gr., *osteon*, bone, + *logos*, understanding.]
- osteolysis** (os-te-o'lis-is). Softening and destruction of bone, as in caries. [Gr., *osteon*, a bone, + *lysis*, a loosing.]
- osteoma** (os-te-o'mah). A rare tumor, having a growth independent of the tissue in which it exists, composed of osseous tissue, usually developing in connection with bone (homoplastic) though it may develop elsewhere (heteroplastic).
- cancellous o.** An o. in which the texture of the tumor is soft and spongy. It consists of thin and delicate trabeculae inclosing large medullary spaces resembling those of cancellous bone.
- dental o.** An excrescence consisting of cement, developing from a tooth.
- eburnated o., ivory o.** An o. in which the texture of the tumor is dense, resembling ivory. It consists of compact tissue with narrow nutrient canals, and is similar to the cortical layer of the long bones.
- heteroplastic o.** An o. situated in a tissue or organ in which bone does not normally occur.
- o. durum, o. eburneum.** See *eburnated o.*
- o. medullosum.** See *cancellous o.*
- parosteal o.** An o. developing near a bone but not connected with it. [Gr., *osteon*, a bone, + *oma*, a tumor.]
- osteomalacia** (os'te-o-mal-a'se-ah). Syn.: *mollities ossium*, *malacosteon disease*. Softening of the bones taking place in adult life; due to a diminution of the lime salts.
- o. apathyros.** That form of o. in which the bones become unnaturally flexible, like wax.
- o. carcinomatosa.** A diffuse cancerous infiltration of the medullary tissue of bones, with softening.
- o. cerea, o. cohaerens.** See *o. apathyros.*
- o. fracturosa, o. fragilis, o. psathyra.** That form of o. in which the bones become brittle. [Gr., *osteon*, a bone, + *malakia*, softness.]
- osteomatoid** (os-te-o'mat-oyd). A localized or generalized outgrowth or hyperplasia of bone, producing an exostosis, which is not independent, thus differing from a true osteoma. [Gr., *osteon*, bone, + *oma*, tumor, + *eidosis*, resemblance.]
- osteomiosis** (os-te-o-mi-o'sis). Deterioration of the bony tissues. [Gr., *osteon*, a bone, + *meiosis*, diminution.]
- osteomyelitis** (os'te-o-mi-el-i'tis). Inflammation of the marrow of bone and of the bone itself. Its varieties are: *acute, chronic, suppurative, syphilitic, tuberculous.*
- o. fibrosa.** A fibroid change of bone in osteitis deformans. [Gr., *osteon*, a bone, + *myelos*, marrow, + *itis*, inflammation.]
- osteoncosis, osteoncus** (os-te-on-ko'sis, oste-on'kus). An exostosis; a tumor of bone. [Gr., *osteon*, a bone, + *ogkos*, mass.]
- osteonecrosis** (os'te-o-ne-kro'sis). Necrosis of bone. [Gr., *osteon*, a bone, + *nekrosis*, necrosis.]
- osteopath** (os'te-op-ath). A practitioner or a believer in osteopathy.
- osteopathic** (os-te-o-path'ik). Pertaining to osteopathy.
- osteopathy** (os-te-op'ath-e). A system of treatment based on the idea that disarranged bones are the cause of disease and that manipulation tending to restore the bones so displaced is curative. [Gr., *osteon*, bone, + *pathia*, method of cure.]
- osteoplast.** Same as *osteoblast*.
- osteoplasty** (os'te-o-plas-te). The plastic surgery of bone. [Gr., *osteon*, a bone, + *plassein*, to form.]
- osteoporosis** (os'te-o-po-ro'sis). 1. The absorption taking place in the methembryonic development of bone, whereby the medullary canals and adjacent medullary spaces are greatly enlarged. 2. A variety of eccentric atrophy occurring in bones and resulting in a widening of the medullary spaces and an increase of their contents, of which fatty matter forms a very important element.
- adipose o., fatty o.** See *o.* (2d def.). [Gr., *osteon*, bone, + *poros*, passage.]
- osteopathyrosis** (os'te-op-sath-ir-o'sis). Fragility of the bones. [Gr., *osteon*, bone, + *psathyros*, brittle.]
- osteosarcoma** (os'te-o-sar-ko'mah). Syn.: *myelosarcoma*. A malignant sarcomatous tumor of bone, usually originating in the periosteum.
- pulsating o.** See *osteotelangiectasis*. [Gr., *osteon*, a bone, + *sarcoma*.]
- osteosarcosis** (os-te-o-sar-ko'sis). The transformation of bone into a fleshy mass. [Gr., *osteon*, a bone, + *sarx*, flesh.]
- osteoscope** (os'te-o-sköp). An appliance for testing the condition of a Röntgen ray apparatus by observing under its action a preparation of the bones of the forearm and hand. [Gr., *osteon*, a bone, + *skopein*, to examine.]
- osteo'sis cutis.** A rare disease of the skin characterized by diffuse thickening of the skin and subcutaneous tissue. In a reported case it affected about one-third of the external plantar surface of the left foot, accompanied by a club-shaped thickening of the fourth toe.
- osteospongioma** (os'te-o-spon-je-o'mah). A spongy or fungous condition of bone. See *spina ventosa*, under *spina*. [Gr., *osteon*, a bone, + *spoggos*, a sponge, + *oma*, a tumor.]
- osteospongiosis** (os'te-o-spon-je-o'sis). 1. The formation of osteospongioma. 2. See *osteospongioma*.
- osteosteoma** (os'te-o-ste-at-o'mah). A steatoma that has undergone calcareous degeneration. [Gr., *osteon*, a bone, + *stear*, stiff fat, + *oma*, a tumor.]
- osteotabes** (os-te-o-ta'bëz). A disease of the bone with destruction of the bone marrow.
- osteotelangiectasis** (os'te-o-tel-an-je-ek'ta-sis). 1. Dilatation of the small blood vessels in the bones. 2. An osteosarcoma containing numerous large blood vessels. [Gr., *osteon*, a bone, + *telos*, the end, + *ageion*, a vessel, + *ektasis*, a stretching.]
- osteotome** (os'te-o-töm). An instrument for cutting bone. [Gr., *osteon*, a bone, + *temnein*, to cut.]
- osteotomy** (os-te-o'to-me). The operation of cutting bone, especially section of a long bone in its continuity for the relief

- of some deformity. For different forms of *o.* see *separate heads*. [Gr., *osteon*, a bone, + *temnein*, to cut.]
- osthësia** (os-thek'se-ah). Abnormal ossification. [Gr., *osteon*, bone, + *exis*, condition.]
- ostial** (os'te-al). Relating to an orifice.
- ostium** (os'te-um). A mouth, entrance, aperture, opening. **o. abdominale**. The abdominal opening of the oviduct. **o. pharyngeum**. The pharyngeal opening of the eustachian tube. **o. tubæ uterini**. The opening of the oviduct into the uterus. **o. tympanicum tubæ**. The tympanic orifice of the eustachian tube. [Lat., *os*, mouth.]
- os'traco-, os'trao-**. Combining form of Gr., *ostrakon*, hard shell.
- ostrea** (os'tre-ah). The oyster. The shells, which consist largely of calcium carbonate, are sometimes used in medicine. [Gr., *ostreon*.]
- ostreios** (os-tre'i-os). The poison contained in some mussels and oysters. [Gr., *ostreon*, an oyster, + *ios*, poison.]
- ostreotoxicum** (os-tre-o-toks'e-kum). See *ostreios*. [Gr., *ostreon*, the oyster, + *toxikon*, poison.]
- ostreotoxismus** (os'tre-o-toks-is'mus). Poisoning from diseased or unwholesome oysters. [Gr., *ostreon*, oyster, + *toxikon*, poison.]
- otalgia** (o-tal'je-ah). Syn.: *earache*. Pain in the ear; aural neuralgia. [Gr., *ous*, *otos*, the ear, + *algos*, pain.]
- othematoma** (o'them-at'o'mah). A hemorrhagic cyst of the ear, occurring in football players and wrestlers. [Gr., *ous*, ear, + *hematoma*.]
- o'tic**. See *aural*. [Gr., *otikos*, from *ous*, *otos*, ear.]
- o'tic**. A suffix representing Gr., *otikos*, indicating a noun of action from verbs ending in *o'a*.
- otitic** (o-ti'tik). Pertaining to otitis.
- otitis** (o-ti'tis). Inflammation of the ear.
- catarrhal o.** See *o. media catarrhalis*.
- dry o.** Eczema affecting the external auditory canal. **o. externa circumscripta**. See *o. externa follicularis*. **o. externa crouposa**. A rare form of inflammation of the external meatus, characterized by the exudation of fibrin in the form of a membrane, mainly in the membrana tympani. **o. externa diffusa**. Diffuse inflammation of the whole external auditory canal. **o. externa diphtheritica**. A rare form of inflammation of the external meatus usually a complication of scarlatinous diphtheria of the throat and middle ear. **o. externa follicularis**, **o. externa furunculosa**. *O.* with furuncles of the external auditory canal, or follicular inflammation of the external meatus, beginning in a hair follicle, in a gland, or in a number of follicles or glands. **o. externa hemorrhagica**. A form of diffuse inflammation of the external auditory canal characterized by hemorrhagic effusion in the osseous portion. **o. externa parasitica**. Inflammation of the external auditory canal due to the presence of parasites, especially of *Aspergillus* and other fungi.
- o. externa phlegmonosa**. External *o.* with localized suppuration. **o. interna**. Inflammation of the membranous structure of the internal ear or labyrinth. **o. media (acuta)**. An inflammation of the lining mucous membrane of the middle ear. **o. media catarrhalis**. Inflammation of the middle ear, especially catarrh, as distinguished from serous and purulent inflammation. [Gr., *ous*, *otos*, the ear, + *itis*, inflammation.]
- o'to-, ot-**. Combining form of Gr., *ous*, *otos*, ear.
- otoblast** (o'to-blast). The embryological ear cells. [Gr., *ous*, ear, + *blastos*, a sprout.]
- otocephalus** (o-to-sef'al-us). A monster whose ears are united into one or are in contact. [Gr., *ous*, the ear, + *kephale*, the head.]
- otocephaly** (o-to-sef'al-e). The form of monstrosity of an otocephalus.
- otocerebritis** (o'to-ser-e-bri'tis). Cerebral inflammation induced by ear disease. [Gr., *ous*, the ear, + *cerebritis*.]
- otocleisis** (o-to-kl'i'sis). Occlusion of the ear. [Gr., *ous*, the ear, + *kleisis*, a shutting up.]
- otoconia** (o-to-ko'ne-ah). A dustlike substance, composed of fine otoliths. [Gr., *ous*, the ear, + *konía*, dust.]
- otoconium** (o-to-ko'ne-um). An otolith.
- otocrane** (o'to-krän). The cavity containing the organ of hearing. [Lat., *otocranium*, from Gr., *ous*, ear, + *kranion*, the skull.]
- otoganglion** (o-to-gan'gle-on). See *otic ganglion*, under *ganglion*. [Gr., *ous*, the ear, + *gaggion*, ganglion.]
- otography** (o-tog'raf-e). The descriptive anatomy of the ear. [Gr., *ous*, the ear, + *graphein*, to write.]
- otoliths** (o'to-liths). Syn.: *ear stone*, *ear-sand*, *ear crystals*. Two small round bodies consisting of a mass of minute crystalline grains of calcium carbonate, held together in a delicate mesh of fibrous tissue and contained in the wall of the auditory utricle and sacculæ opposite the distribution of the nerves. [Lat., *otolitha*, from Gr., *ous*, the ear, + *lithos*, a stone.]
- otologist** (o-to'l'o-jist). A student or a practitioner of otology.
- otology** (o-to'l'o-je). The anatomy, etc., of the ear. [Lat., *otologia*, from Gr., *ous*, the ear, + *logos*, understanding.]
- Otomyces** (o-tom'is-ez). A fungous growth in the ear. **O. Hageni**. A fungus with grass-green conidia occasionally met with in the external auditory canal, first described by Hagen. **O. purpureus**. A fungous growth of the ear first described by Wreden, with reddish or purple conidia. [Gr., *ous*, the ear, + *mykes*, a fungus.]
- otomycosis** (o-to-mi-ko'sis). Inflammation of the external auditory meatus due to the presence of a fungus. [Gr., *ous*, the ear, + *mykes*, a fungus.]
- otopathy** (o-top'ath-e). Disease of the ear. [Gr., *ous*, the ear, + *pathos*, a disease.]

- otopharyngeal** (o'to-far-in/'je-al). Pertaining to the ear and to the pharynx.
- otophone** (o'to-fôn). An apparatus for improving the hearing. [Gr., *ous*, *otos*, the ear, + *phone*, a sound.]
- otopie-sis** (o-to-pi'e-sis). Depression of the membrana tympani by atmospheric pressure, consequent on the formation of a more or less complete vacuum within the tympanum. [Gr., *ous*, the ear, + *pie-sis*, a squeezing.]
- otoplasty** (o'to-plas-te). Plastic surgery of the ear. [Lat., *otoplastia*, from Gr., *ous*, the ear, + *plassein*, to form.]
- otorrhea** (o-tor-re'ah). A discharge through the external auditory canal, as of blood or of serous fluid, but especially of pus, from the ear. [Gr., *ous*, the ear, + *roia*, a flowing.]
- otosalpinx** (o-to-sal'pinks). See *eustachian tube*, under *tube*. [Gr., *ous*, the ear, + *salpigx*, a trumpet.]
- otosclerectomy** (o'to-skle-ro-nek'to-me). Excision of ankylosed sound conducting apparatus of the middle ear. [Gr., *ous*, ear, + *skleros*, hard, + *ektome*, excision.]
- otoscope** (o'to-sköp). Syn.: *auriscope*. See *ear speculum*, under *speculum*. [Gr., *ous*, the ear, + *skopein*, to examine.]
- otosis** (o-to'sis). False hearing.
- oturia**, **otury** (o-tu're-ah, o'tu-re). A fancied metastasis of urine to the ear. [Gr., *ous*, the ear, + *ouron*, urine.]
- ouabain** (wah-ba'in). A crystalline glucosid, $C_{20}H_{30}O_{12} + 9H_2O$, or an amorphous form, obtained from ouabaio wood, and later from *Strophanthus gratus*. It has the same action as strophanthin, but appears more active when given by the vein or intramuscularly than strophanthin, though it seems to be absorbed somewhat slowly and uncertainly from the alimentary canal. It is also known as crystalline strophanthin, a term which has led to much confusion.
- ouabaio** (wah-bah'yo). An Abyssinian tree, *Acocanthera ouabaio*, from the wood of which ouabain was first obtained.
- ounce** (ouns). A weight equal to one-sixteenth of a pound avoirdupois, 437.5 grains, or one-twelfth of a pound troy, 480 grains.
- ourari**. See *curare*.
- out knee**. See *bow-legs*.
- out'let**. An opening or passage for egress.
- o. of the pelvis**. See *inferior strait of the pelvis*, under *strait*.
- outpatient**. A patient who receives treatment at a hospital without being an inmate of it.
- ova** (o'vah). Latin plural of *ovum*, egg.
- o. in stool, how to recognize**, see in *appendix*, page 907.
- ovadin** (o'vad-in). A medicinal preparation made from the ovaries of cows and sows.
- ovalbumin** (o-val-bu'min). The albumin of the white of the egg. Probably a mixture of various proteins.
- ovarian** (o-va're-an). 1. Of or pertaining to an ovum (especially one that has emitted an extrusion globule) or to the ovary. 2. Of or pertaining to the ovary.
- o. sub'stance**. A proprietary preparation, consisting of the entire fresh ovaries, including the corpora lutea, of the hog, dried and powdered. It has been used for the relief of symptoms following the menopause and in dysmenorrhea. [Lat., *ovarium*, the ovary.]
- ovari'num sic'cum**. A medicinal preparation consisting of cows' ovaries dried and powdered.
- ovarin** (o'var-in). A sterilized extract of sows' ovaries.
- ova'rio-**. Combining form of Lat., *ovarium*, from *ovum*, egg.
- ovariocycesis** (o-va're-o-si-e'cis). Ovarian pregnancy.
- ovariotomy** (o'va-re-ot'o-me). Removal of one or both of the ovaries. The term is conventionally restricted to the removal of ovaries that are the seat of manifest tumors, as distinguished from *oöphorectomy*.
- abdominal o.** O. by means of an incision through the abdominal wall. **normal o.** See *oöphorectomy*. **vaginal o.** O. by means of an incision through the vagina. [Lat., *ovarium*, ovary, + Gr., *tome*, a cutting.]
- ovariotubal** (o-va're-o-tu'bal). Pertaining to the ovary and to the oviduct.
- ovaritis** (o-var-i'tis). Inflammation of the ovary. It is acute or chronic. In the acute form the ovary is enlarged and tender and there is pain and fever. In the chronic form the ovary is enlarged at first and may be the seat of small cystic degeneration. Later on, it is atrophied. [Lat., *ovarium*, ovary, + Gr., *itis*, inflammation.]
- ovarium** (o-va're-um). See *ovary*. **o. masculinum**. Of Fleisch, the testicle.
- ovaria siccata**. The dried ovaries of cows, powdered and mixed with lactose and made into tablets; used in chlorosis, etc.
- ovary** (o'va-re). The structure in which the ova are developed. In the human species the ovaries are two flattened, oval bodies, one on each side, situated in the posterior layer of the broad ligament of the uterus, each averaging about 1½ in. long, ¾ in. wide, and ½ in. thick. The organ weighs from 60 to 100 grains. Its two sides and the upper border are free; the lower border (the hilum) is attached to the broad ligament; and to the upper end is attached one of the fimbriae of the oviduct. **irritable o.** Intermittent and paroxysmal oöphoralgia with slight or imperceptible ovarian congestion. [Lat., *ovarium*.]
- ovate** (o'vāt). A term used in descriptive bacteriology to signify having the outline of an egg.
- overtone** (o'ver-ton). A tone into which a clang can be resolved other than the fundamental tone.
- o'vi-**. 1. Combining form of Lat., *ovum*, egg. 2. Combining form of Lat., *ovis*, sheep.
- ovicapsule** (o've-kap-sūl). The ovisac; also its internal coat. See also *membrana*

granulosa, under *membrana*. [Lat., *ovum*, an egg, + *capsula*, a capsule.]

ovicell (o've-sel). See *ovisac*. [Lat., *ovum*, egg, + *cella*, a cell.]

oviducal (o've-du-kal). Pertaining to an oviduct. [Lat., *ovum*, egg, + *ducere*, to lead.]

oviduct (o've-dukt). Syn.: *fallopian tube*. A muscular tube, usually about 4 in. long, passing from a cornu of the uterus in a lateral direction and opening into the peritoneal cavity. It is muscular and lined with mucous membrane showing longitudinal folds and covered with ciliated epithelium. It serves to convey the ovum into the cavity of the uterus. **fimbriated extremity of the o.** The abdominal extremity of the o., which divides into a number of radiating processes (fimbriae) in the middle of which is the abdominal opening of the o. One of these processes is longer than the others and is attached to the upper end of the ovary. [Lat., *ovum*, egg, + *ducere*, to lead.]

ovigenesis (o-vij-en-es-is). Production from an egg. [Lat., *ovum*, egg, + Gr., *gennan*, to produce.]

ovigerum (o've-jerm). 1. See *primitive ovum*, under *ovum*. 2. The rudiment of a primitive ovum; a germ epithelium cell in process of development into a primitive ovum in the embryo. [Lat., *ovum*, an egg, + *germen*, a germ.]

ovigerous (o-vij'er-us). Egg-producing (said of that portion of the ovary which is the seat of the production of ovarian ova). [Lat., *ovum*, an egg, + *gerere*, to bear.]

oviparous (o-vip'ar-us). Producing eggs which are developed after their extrusion from the body. See *viviparous*. [Lat., *ovum*, an egg, + *parere*, to bring forth.]

oviprotogen (o-ve-pro'to-jen). A dietetic preparation said to be a methylene compound of albumin.

ovisac (o've-sak). 1. See *graafian vesicle*. 2. The external sac in which certain of the invertebrates carry their eggs after their extrusion from the body. [Lat., *ovum*, an egg, + *saccus*, bag.]

ovism (o'vism). The doctrine that the ovum contains in an undeveloped state, all the organs of the future individual. [Lat., *ovum*, an egg.]

o'vo-. Combining form of Lat., *ovum*, egg.

ovoferrin (o-vo-fer'in). Ferri vitellinum syntheticum. A soluble proprietary preparation, consisting of a 5 per cent. solution of an artificial product of proteid and iron.

ovogal (o'vo-gal). Syn.: *albumen cholicum*. A proprietary preparation consisting of albumen combined with bile acids. It is said to pass the stomach practically unchanged. Its actions and uses are similar to those of bile salts.

ovogenous (o-voj'en-us). Pertaining to the development or production of ova. [Lat., *ovum*, an egg, + Gr., *gennan*, to engender.]

ovoglobulin (o-vo-glob'u-lin). The globulin of the white of the egg.

ovoid (o'voyd). Egg-shaped (said of solids having an oval or ovate longitudinal section); as a n., an o. body, also the ovoid, non-flagellated female form of the malarial parasite, before fertilization, also called the *macrogamete*. **fetal o.** Syn.: *fetal ellipse*. The o. mass into which the fetus is molded by uterine contraction. [Lat., *ovum*, an egg, + Gr., *eidos*, form.]

ovolemma (o-vo-lem'mah). The light-colored membrane inclosing the vitellus of the human ovum.

ovomucoid (o-vo-mu'koyd). The mucoid of the hen's egg.

ovoserum (o-vo-se'rum). The serum from an animal injected with egg albumen. Such serum contains a precipitin from egg-white of the species used for injection.

ovoviparous (o-vo-vip'ar-us). Producing live young from eggs hatched within the body. [Lat., *ovum*, an egg, + *vivus*, alive, + *parere*, to bring forth.]

ovovittellin (o-vo-vit-el'lin). A nucleoalbumin of the yolk of hen's egg.

o'vula Nabothi. Small, shotlike cysts, occurring in the tissues of the cervix uteri. [Martin Naboth, Leipzig anatomist, and physician, 1675-1721.]

ovular, ovulary (o'vu-lar, o'vu-lar-e). Pertaining to an ovule or to an ovum. [Lat., *ovularis*, from *ovum*, an egg.]

ovulase (o'vu-läs). An enzyme supposed to be present in living eggs which provokes karyokinesis.

ovulate (o'vu-lät). Ovuliferous, containing ovules. [Lat., *ovum*, an egg, + *iatum*, supine of *ferre*, to bear.]

ovulation (o-vu-la'shun). The process of the maturation and rupture of a follicle and the discharge of an ovule. [Lat., *ovulum*, an ovule.]

ovule (o'vül). The primitive ovum. [Lat., *ovulum*, dim. of *ovum*, an egg.]

ovuliferous (o-vu-lif'er-us). See *ovulate*. [Lat., *ovulum*, a little egg, + *ferre*, to bear.]

ovulist (o'vu-list). A believer in the theory that the ovum was the true animal germ and incased all future generations, and that the spermatozooids acted simply as an excitant. [Lat., *ovum*, an egg.]

ovum (o'vum). The large nucleated cell formed in the generative organs which is capable of development into an organism similar to the parent. In its young stage it is a typical cell, consisting of a mass of naked protoplasm containing a nucleus and a nucleolus; at a more advanced stage of development (a) an inclosing membrane or membranes (the vitelline membrane, the zona pellucida, and in some cases a shell), (b) the vitellus, (c) the nucleus (germinal vesicle), and (d) the nucleolus (germinal spot). The human o. is about $\frac{1}{6}$ mm. in diameter, and, as with the ova of higher animals generally, is produced only by the female and must be fertilized by union with a spermatozoid before it is capable

- of developing into an organism like its parent. **albor ovi, albumen ovi, albumen ovi**. White of egg. **ovi albumen, ovi albumentum, ovi albus liquor, ovi candidum**. White of egg. **primitive o.** 1. One of the large clear cells in the germinal epithelium which usually collect into groups and sink into the ovarian stroma, where some become transformed into ova, others into follicular epithelium. 2. One of the primitive sexual cells. **testae ovorum preparatae**. Eggshells, especially shells of hen's eggs, powdered and freed from impurities by agitation with water. [Lat., from Gr., *oon*, egg.]
- ox'al-, ox'alo-**. Combining element in chemical terms used in the sense derived from oxalic acid.
- oxalaldehyd** (ox-al-al'de-hid). The aldehyd of oxalic acid; glyoxal.
- oxalate** (ox'al-ät). A salt of oxalic acid.
- oxalemia** (ok-sal-e'me-ah). A condition due to an accumulation of oxalates in the blood. [Gr., *oxalis*, sorrel, + *aima*, blood.]
- oxalic** (oks-al'ik). Derived from, or contained in a plant of the genus *Oxalis*. **o. acid**. See under *acid*. [Gr., *oxalis*, sorrel.]
- Oxalis** (oks'al-is). Wood sorrel; a genus of geraniaceous plants. **O. acetosella**. Common wood sorrel; a small herb growing in northern Asia, Europe, and North America. It has a pleasant acid taste, and contains potassium binoxalate. The herb and the expressed juice were formerly used as refrigerants. [Gr., *oxalis*, sorrel.]
- oxaloptysis** (ok-sal-op'tis-is). The excretion of oxalic acid in the saliva. [Gr., *oxalis*, sorrel, + *ptyein*, to spit.]
- oxaluria** (ok-sal-u're-ah). A condition characterized by an excessive excretion of calcium oxalate in the urine. [Gr., *oxalis*, sorrel, + *ouron*, urine.]
- oxalyl** (oks'al-il). The radicle of oxalic acid.
- oxaphor** (oks'af-or). A proprietary preparation, consisting of a 50 per cent. solution of oxycamphor.
- oxethyl** (ox-eth'il). Syn.: *oxyethyl*. The equivalent radicle, $\text{CH}_3\text{CH}_2\text{O}-$, entering into the composition of the compound ethyl ethers.
- oxydryl** (oks-hi'dril). See *hydroxyl*.
- oxibasic** (oks-e-ba'sik). Of salts, having an oxid as a base.
- ox'id.** A compound of a metal, or of a radicle, with oxygen. According as one or more atoms of oxygen enter into the compound, the latter is designated as a monoxid (or protoxid), a dioxid (or binoxid), a trioxid, a tetroxid, a pentoxid, etc. **basic o.** An o. containing a relatively small amount of oxygen and possessed of basic properties. The basic o's combine with water to form hydroxids which are often strongly alkaline. **hydrated o.** See *hydroxid*. [Lat., *oxidum*.]
- oxidases** (ok'sid-äs-es). Active principles present in many cells which have the property of oxidizing chemical compounds.
- oxidated** (oks'e-da-ted). See *oxidized*.
- oxidation** (oks-e-da'shun). 1. The act of combining with oxygen. 2. The process by which this combination is effected.
- ox'idized**. Combined with or containing oxygen.
- oxim** (oks'im). Any of a series of compounds formed by the action of hydroxylamin upon an aldehyd.
- ox'in**. A saccharated extract of beef.
- oxides, oxoides** (ok-so'fdes, ok-soy'des). Resembling vinegar. [Gr., *oxos*, vinegar, + *eidós*, resemblance.]
- oxone** (oks'ön). A name applied to fused sodium peroxid, containing a fractional percentage of a catalytic agent.
- oxos** (ok'sos). Vinegar. [Gr.]
- ox'y-**. Combining form of Gr., *oxys*, sharp, keen, acute, pungent, acid.
- oxyacucis** (oks-e-ak-u'sis). See *hyperacucis*. [Gr., *oxys*, sharp, + *akucis*, a hearing.]
- oxyblepsia** (ok-se-blep'se-ah). Unusual acuity of vision. [Gr., *oxys*, sharp, + *bleps*, vision.]
- oxybutyric acid** (oks'e-bu-tir'ik). See under *acid*.
- oxycamphor** (oks-e-kam'for). The compound, $\text{C}_{10}\text{H}_{16}\text{O}_2$; used in inspiratory disorders, chiefly in cardiac dyspnea.
- oxycephalic** oks-e-sef-al'ik). Having a sharp pointed head.
- oxychlorid** (oks-e-klor'id). A compound of an element or radicle with both oxygen and chlorin.
- oxycinesia** (ok'se-sin-e'ze-ah). Painful motion. [Gr., *oxys*, sharp, + *kinesis*, motion.]
- oxyco'toin**. Cotoin in which hydroxyl replaces hydrogen.
- oxycroceus** (oks-e-kro'se-us). Containing vinegar and saffron. [Gr., *oxos*, vinegar, + *krokos*, saffron.]
- oxydase** (oks'id-äs). An oxidizing ferment.
- oxydatous** (ok-sid-a'tus). Oxidized; with the name of a base, that one of two oxids which contains the more oxygen; with the name of a base coupled with an adjective denoting an acid, that salt of the acid which contains the more oxygen (and hence relatively less of the basic element).
- oxydimorphin** (oks'e-di-mor'fin). Pseudomorphin, dihydromorphin ($\text{C}_{17}\text{H}_{15}\text{NO}_3$)₂, a non-toxic decomposition product resulting from the oxidation of morphin. The reaction occurs readily and may take place when morphin is made into pills with acacia or when a solution of the alkaloid stands in the light.
- oxydulated** (ok-sid'u-la-ted). Slightly oxidized. [Lat., *oxydulatus*.]
- oxydulatous** (ok-sid-u-la'tus). Oxydulated, with the name of a base, that one of two oxids which contains the less oxygen; with the name of a base and an adjective denoting an acid, that salt of the acid which contains the less oxygen (and hence relatively more of the base).
- oxydulum** (ok-sid'u-lum). That one of

two oxids of an element or basic substance which contains relatively the less oxygen.

oxydum (ok'sid-um). See *oxid*.

oxyecoa (oks'e-e-ko'i'ah). Great acuteness of hearing. [Gr., *oxys*, sharp, + *akoe*, hearing.]

oxygen (ok'sij-en). A non-metallic element discovered by Priestley in 1774, and termed by him dephlogisticated air, its present name being given to it by Lavoisier in 1778. It is a colorless, tasteless, and odorless gas, of a sp. gr. of 1.105 as compared with that of air, and soluble in water, which takes up about 4 per cent. of it by volume. Atomic weight, 16.00; symbol, O. Under the combined influence of a very low temperature (-130° C.) and great pressure (475 atmospheres, or about $3\frac{1}{2}$ tons to the square inch) o. is liquefied. Under certain conditions it is converted into ozone. It is used therapeutically by inhalation in bronchitis and pneumonia where there is deficient aeration in consequence of heart distention, in resuscitating persons asphyxiated by coal gas, in chloroform or ether narcosis, and to relieve dyspnea in phthisis and diabetic coma. The saturated water is used for gastric or intestinal indigestion, nausea, and gastric or neuralgic headache. **electropositive o.** See under *antozone*. **pol- arized o.** Ozone. **respiratory o.** The o. loosely combined with hemoglobin, which is available for respiration. [Gr., *oxys*, acid, + *gemma*, to engender.]

oxygenase (oks'e-jen-as). Substances in the tissues which take up oxygen and form organic peroxids. These peroxids, by action of peroxidase, liberate active (atonic) oxygen.

oxygenated (oks'e-jin-a-ted). Charged with oxygen, as a mineral water.

oxygenation (ok-se-jen-a'shun). The act or process of becoming or causing to become oxygenated. See *arterialization*.

oxygenic (ok-se-jen'ik). Giving rise to acids.

oxygeusia (oks-e-ju'se-ah). Great acuteness of taste. [Gr., *oxys*, sharp, + *gusis*, taste.]

oxyhaloid (ok-se-hal'oïd). A compound of an element or compound radicle with oxygen and a halogen.

oxyhematin (ok'se-hem'at-in). See *hematin*.

oxyhemoglobin (ok'se-hem-o-glo'bin). Syn.: *hematoglobulin*, *hematocrystalline*. The molecular combination of hemoglobin with oxygen. Present in oxygenated blood. This substance is the oxygen carrier in the blood to the body tissues. The oxygen in it is rather loosely combined and may be replaced by carbon dioxide, carbon monoxid, and other gases. By the action of a reducing agent, as Stokes' solution, o. is converted into hemoglobin. The absorption spectrum of o. (and its reduction product hemoglobin) is used in its identification.

oxyhydrate (ok-se-hi'drät). A compound containing both oxygen and hydroxyl.

oxyhydrogen (ok-se-hi'dro-jen). Pertaining to or consisting of a gaseous mixture of oxygen and hydrogen.

oxyiodid (ok-se-i'o-did). A compound containing both oxygen and iodine united to another element or radicle.

oxylalia (oks-e-la'le-ah). Rapid speech. [Gr., *oxys*, swift, + *lalein*, to speak.]

oxymel (oks'e-mel). Of the Br. Ph., a preparation containing clarified honey, acetic acid, and distilled water. [Gr., *oxys*, acid, + *meli*, honey.]

oxymethyl (ok-se-meth'il). A univalent radicle, CH_3O .

oxymetrum (ok-se-met'rum). See *acidimeter*. [Gr., *oxys*, acid, + *metron*, a measure.]

oxymuriate (ok-se-mu're-ät). An old name for a chlorid.

oxynaphthol (ok-se-naf'thol). $\text{OH.C}_{10}\text{H}_6\text{-ON}$, a substance known in two isometric forms: dioxynaphthalene and naphtho-hydroquinone.

oxynarcotin (oks-e-nar'ko-tin). An alkaloid, $\text{C}_{22}\text{H}_{23}\text{NO}_5$, obtained from narcein.

oxyn'dol. See *indoxyl*.

oxyn'tic. Acid-forming.

oxyntin (oks-in'tin). A compound of protein and hydrochloric acid, containing 5 per cent. of absolute HCl. It is used as a substitute for hydrochloric acid in the digestion of proteids.

oxynucleus (ok-se-nu'kle-us). A nucleus containing oxygen.

oxyopia (oks-e-o'pe-ah). Excessive acuteness of the sense of light. [Gr., *oxys*, sharp, + *opsis*, vision.]

oxyosphresia (oks'e-os-fre'ze-ah). Great acuteness of smell. [Gr., *oxys*, sharp, + *osphresis*, sense of smell.]

oxypathy (oks-ip'ath-e). Poisoning by non-fixation of unoxidizable acids.

oxyphenacetin salicylate (oks'if-e-nas'-et-in sal-is'il-ät). A product of the action of chlorophenacetin or bromophenacetin on sodium salicylate; an antipyretic.

oxyphenyl (ok-se-fe'nil). The univalent radicle, $\text{OH.C}_6\text{H}_5$.

oxyphenylalanin (ok'se-fen'il-al'an-in). See *tyrosin*.

oxyphilia (oks'if-il). An acid staining cell.

oxyphonia (oks-e-fo'ne-ah). Shrillness of voice. [Gr., *oxys*, sharp, + *phone*, voice.]

oxyphosphid (ok-se-fos'fid). A compound of an element or radicle with oxygen and phosphorus.

oxyprotein (ok-se-pro'te-in). A proteid richer in oxygen than ordinary proteids.

oxypurin (ok-se-pu'rin). A purin body containing oxygen.

oxyquinizin (ok-se-kwin'iz-in). A derivative of quinizin in which an atom of oxygen replaces two atoms of hydrogen: $\text{C}_9\text{H}_8\text{N}_2\text{O}$.

oxyquinolin (ok-se-kwin'o-lin). An hydroxyl substitution compound of quinolin, $\text{C}_8\text{H}_6(\text{OH})\text{N}$.

ox'ys. Sharp, keen, acid.

oxysaccharum (oks-e-sak'ar-um). A mixture of sugar and vinegar. [Gr., *oxys*, sour, acid, + *sakcharon*, sugar.]

oxysepsis (ok-se-sep'sis). 1. Putrefaction

- with the development of acidity. 2. Putrefaction that supervenes quickly after death. [Gr., *oxys*, acid, + *sepsis*, putrefaction.]
- oxysparteïn** (oks-e-spar'te-in). An oxidation product, $C_{12}H_{24}N_2O$, of sparteïn. It is said to slow the pulse rate.
- oxystrychnin** (oks-e-strik'nin). An oxidation product, $C_{21}H_{28}N_2O_7$, obtained by the action of boiling potassium nitrite on strychnin sulphate.
- oxysulphate** (ok-se-sul'fât). A compound of a sulphate and an oxid; a basic sulphate.
- oxysulphid** (ok-se-sul'fid). A compound of an element or radicle with oxygen and sulphur.
- oxysulphuratus** (ok'se-sul-fu-rah'tus). Oxidulated; with the name of a base, that one of two oxids which contains the less oxygen; with the name of a base and an adjective denoting an acid, that salt of the acid which contains the less oxygen (and hence relatively more of the base).
- oxytocic** (ok-se-to'sik). An agent that hastens parturition or childbirth. [Gr., *oxys*, rapid, + *tokos*, a birth.]
- oxytoxin** (ok-se-tok'sin). Any substance produced by the oxidation of a toxin.
- Oxytropis** (ok-sit'ro-pis). Oxytrope; a genus of leguminous plants, closely allied to *Astragalus*. **O. campestris**. A species said to produce loco. **O. Lambertii**. A Colorado species said to cause loco disease. **O. multiflora**. A reputed loco plant. [Gr., *oxys*, sharp, + *tropis*, a ship's keel.]
- oxytropism** (oks-it'ro-pizm). The stimulus reaction of oxygen upon living matter.
- oxytuberculin** (ok'se-tu-ber'ku-lin). A tuberculin from very virulent cultures modified by oxidation with hydrogen.
- Oxyuris** (ok-se-u'ris). A genus of nematoid worms. **O. curvula**. A species found in the cecum and colon of the horse and the ass. **O. vermicularis**. Syn.: *fusaria vermicularis*, *maw-worm*. Thread or pin worm, parasitic in the intestine of man. It is found in the sigmoid flexure of the colon and in the rectum.
- oz**. An abbreviation for ounce. See *table of weights and measures*, in *appendix*, pages 941, 942, 943.
- ozena** (o-ze'nah). A disease of the nasal passages causing a disagreeable odor and accompanied with an offensive discharge. [Gr., *ozein*, to smell.]
- ozochrotia** (o-zo-kro'she-ah). Strong skin odor. [Gr., *ozein*, to smell, + *chros*, skin.]
- ozokerin** (o-zok-e'rïn). A commercial proprietary article resembling vaselin.
- ozokerite** (o-zok-e'rit). A mixture of solid natural paraffins found in Utah, Galicia, and Roumania; used with glycerin or linseed oil in skin diseases. [Gr., *ozein*, to smell, + *keros*, wax.]
- ozonation** (o-zo-na'shun). Subject to the action of ozone.
- ozone** (o'zôn). An allotropic form of oxygen produced by the discharge of an electric machine in air or in oxygen gas, or by the electrolysis of water. It is constantly present in the atmosphere, but in very small amount. It is a colorless gas of peculiar odor, and, chemically, consists of oxygen so condensed that 3 atoms of the element occupy a molecule instead of 2, as in ordinary oxygen gas. Its symbol is therefore O₃. When condensed, it is dark blue in color. It very readily parts with its extra atom of oxygen and is hence one of the most energetic oxidizing agents, attacking organic substances, such as caoutchouc, destroying organic tissues, and decolorizing blood. It has accordingly been used as a bleaching and disinfecting material. O₃ is slightly soluble in water. It is a powerful disinfectant. [Gr., *ozein*, to smell.]
- ozonized** (o'zon-izd). Containing, or impregnated with ozone.
- ozoniform** (o-zo'no-form). A compound of ozone and a pine distillate; used as a disinfectant.
- ozonometer** (o-zon-om'et-er). An apparatus for ascertaining the presence of ozone and measuring its quantity. It consists usually of papers treated with a solution of potassium iodid and starch. On exposure to an atmosphere containing ozone, the potassium iodid is decomposed, and the liberated iodin colors the starch blue. [Ozone, + Gr., *metron*, a measure.]

P

- P**. The chemical symbol for the element phosphorus.
- p**. Abbreviation for the prefix, *para*, beyond.
- pabulum** (pab'u-lum). See *aliment*.
- pacchionian** (pak-e-o'ne-an). From *Pacchioni*. **p. bodies**, **p. depressions**. Syn.: *cerebral granulations*, *meningeal granulations*, *pacchionian granulations*. Small rounded or pedunculated masses of fibrous tissue growing on the arachnoid along the longitudinal fissure of the brain.

- They are present in nearly all adults and are of no pathological significance.
- p. corpuscle**. A small granulation seen on the surface of the dura mater along the longitudinal sinus. **p. fossae**. The depressions upon the inner surface of the skull in which the pacchionian bodies are lodged. [Antonio Pacchioni, Italian anatomist, 1665-1726.]
- Pacchioni's glands**. See *pacchionian bodies*.
- pachismus** (pak-is'mus). Thickening or condensation. [Gr., *pachys*, thick.]

pachy-, pach-. Combining form of Gr., *pachys*, thick, large, massive.

pachyacia (pak-e-a'kre-ah). Enlargement of the soft parts of the extremities. [Gr., *pachys*, thick, + *akron*, end.]

pachyblepharon (pak-e-blef'ar-on). A thickening of the border of the eyelid.

pachychilia (pak-e-ki'le-ah). Thickness of the lips. [Gr., *pachys*, thick, + *cheilos*, lip.]

pachydactylia (pak-e-dak-til'e-ah). A condition characterized by abnormal thickness of the fingers. [Gr., *pachys*, thick, + *daktylos*, a finger.]

pachydermia (pak-e-der'me-ah). Another name for *elephantiasis*. [Gr., *pachys*, thick, + *derma*, skin.]

pachyema (pak-e-e'mah). Coagulated blood. [Gr., *pachys*, thick, + *aima*, blood.]

pachyemia (pak-e-e'me-ah). Thickening of the blood.

pachymeningitis (pak'e-men-in-ji'tis). Inflammation (usually chronic) of the cerebral or spinal dura, with thickening.

hemorrhagic p. 1. P. in which there is an inflammatory growth of vascular connective tissue into which a hemorrhage occurs. 2. A hematoma of the dura. [Gr., *pachys*, thick, + *meninx*, a membrane, + *itis*, inflammation.]

pachynsis (pak-in'sis). See *inspissation*. [Gr.]

pachyntic (pak-in'tik). Thickening, inspissating.

pachyperitonitis (pak'e-per-it-on-i'tis). Peritonitis with the formation of new membranes and thickening of the peritoneum. **hemorrhagic p.** P. with the formation of vessels in the new membrane that rupture easily, causing circumscribed hemorrhage. [Gr., *pachys*, thick, + *peritonitis*.]

pachysomia (pak-e-so'me-ah). Thickening of parts of the body. [Gr., *pachys*, thick, + *soma*, body.]

pacinian (pa-sin'e-an). From *Pacini*. **p. corpuscles**. A form of nerve ending discovered by Vater (1741), first described by Pacini (1830), and named after him by Kölliker and Henle (1844). Each c. consists of a centrally situated blind termination of a medullated nerve fiber surrounded by an ovoid mass consisting of several concentrically arranged layers with a central, nearly homogeneous core next to the nerve fiber. The nerve fiber enters the c. at one pole, very soon loses its myelin, and then extends as a naked axis cylinder nearly to the opposite pole, where it enlarges into one or more club-shaped terminal masses. [*Filippo Pacini*, an Italian anatomist, 1812-1883.]

pack. 1. As a noun, a cloth used to envelop the whole or a part of the body. 2. As a verb, to fill a cavity, as the vagina. **cold p.** A p. in which cold or iced water is used. **dry p.** A procedure in which a sheet is placed about the body, excepting the head, and several blankets are placed about the sheet. **wet p.** A hydrotherapeutical measure in which a cloth wet with warm or cold

water is folded around the bare body or a part and a blanket folded over it. The application is made for variable periods of time.

pack'ing. 1. The application of a pack. 2. Any material used to surround a wound or injury, or to occlude a wound or cavity.

page proof reading. See *in appendix*, page 944.

Paget's disease' of the nipple. Squamous carcinoma about the nipple. A local manifestation of carcinoma of the breast which develops slowly. [*Sir James Paget*, English surgeon, 1814-1899.]

pain. A sensation in consciousness, drawing attention to a disorder of a bodily function, at a physico-chemical, sensory or psychological level. In the pl., the throes of childbirth. **electric p.** A form of sudden p. affecting the subjects of locomotor ataxia. **girdle p.** See *girdle sensation*, under *sensation*. **intermenstrual p.** P. occurring in the intermenstrual period in persons affected with dysmenorrhea. **lightning p.** See *electric p.* [Old Fr., *peine*.]

paku-kidang. A styptic drug composed of very soft, long, silky hairs obtained in Sumatra from the rhizomes of different ferns (according to the Russ. Ph., from *Cibotium barometz*).

palaktogen (pal-ak'to-je-n). A nutrient preparation of casein.

pal'ate. The roof of the mouth. **artificial p.** A plate made of some hard substance, such as ivory, formed to fit the roof of the mouth and close a fissure in the palate. **cleft-p.** A congenital deficiency of the p. in which there is a fissure involving the uvula and the soft p. **hard p.** The osseous structures forming the portion of the roof of the mouth posterior to the alveolar arch. **soft p.** The incomplete partition between the mouth and the pharynx which is suspended from the posterior margin of the hard palate. In the middle line it is prolonged into the uvula. [Lat., *palatum*.]

palatine (pal'at-in). Pertaining to the palate: as a n., see *palatal bone*, under *bone*. [Lat., *palatinus*, from *palatum*, the palate.]

palatitis (pal-at-i'tis). See *uranisconitis*. [Lat., *palatum*, the palate, + Gr., *itis*, inflammation.]

palatoglossus (pal-at-o-glos'sus). See *table of muscles*, under *muscle*.

palatognathous (pal-at-og'na-thus). Having a cleft palate. [Lat., *palatum*, palate, + Gr., *gnathos*, jaw.]

palatoplasty (pal'at-o-plas-te). See *staphyloorrhaphy*. [Lat., *palatum* + Gr., *plassein*, to mold.]

palatoplegia (pal'at-o-ple'je-ah). Paralysis of the palate. [Lat., *palatum*, palate, + Gr., *plege*, a blow.]

palatosalpingeus (pal-at-o-sal-pin'je-us). See *table of muscles*, under *muscle*.

palatoschisis (pal-at-os'kis-is). Fissure of the palate. [Lat., *palatum*, the palate, + Gr., *schisis*, a cleaving.]

palingenesia, palingenesis (pal-in-je-n'e'-

- se-ah, pal-in-jen'es-is). Evolution in which similar forms are reproduced in each succeeding generation. [Gr., *palin*, again, + *genesis*, a producing.]
- palinodia** (pal-in-o'de-ah). Retraction of a member of the body. [Gr., *palin*, again, + *odos*, a way.]
- palladium**. A metallic element, which has the property of occluding large quantities of elementary hydrogen. Symbol, Pd. Atomic weight, 106.5. Palladium chlorid, PdCl₂, is used as a test for carbon monoxid gas, with which it forms a brown or black precipitate.
- pallium** (pal'e-um). The cerebral cortex.
- pal'lor**. Paleness, especially of the skin. [Lat., from *palere*, to be, or to look pale.]
- palm** (pahm). 1. A species of the *Palmae*; also *Salix caprea*, *Taxus baccata*, etc. 2. The anterior surface of the hand, superior to a line along the base of the fingers.
- p. butter**. See *p. oil*. **p. oil**. P. butter; a fixed oil obtained from the fruits of *Elaeis guineensis*, composed of tripalmitin and triolein. It has an orris root odor, whitens by age, and is more readily saponified than other fatty oils. [Lat., *palma*.]
- pal'mar**. Pertaining to or situated in the palm of the hand. [Lat., *palmaris*, from *palma*, the palm of the hand.]
- palmaris** (pal-ma'ris). See *table of muscles*, under *muscle*.
- palmata** (pal-mah'tah). Palmate-lobed salrep.
- palmic** (pal'mik). 1. Pertaining to pulsation or to palpitation. 2. Pertaining to or derived from a palm. [Gr., *palmikos*.]
- palmitamid** (pal-mit-am'id). Ammonia in which 1 molecule of the radicle of palmitic acid replaces 1 atom of hydrogen, C₁₅H₃₁CONH₂.
- palmitate** (pal'mit-at). A salt of palmitic acid.
- palmitic** (pal-mit'ik). 1. Pertaining to or obtained from palm oil. 2. Derived from or contained in palmitin. **p. acid**. See under *acid*.
- palmitin** (pal'mit-in). A glycerin ester of palmitic acid, found in the fats; especially tripalmitin.
- palmityl** (pal'mit-il). The univalent radicle, C₁₅H₃₁CO, of palmitic acid.
- palpation** (pal-pa'shun). In physical examination, the touching or handling of a part or region of the body in order to ascertain its condition or that of subjacent contiguous parts. **abdomino-vaginal p.** An examination of the pelvic contents by means of a finger in the vagina and a hand over the hypogastric region. **bimanual p.**, **conjoined p.** See *bimanual examination*, under *examination*. [Lat., *palpatio*.]
- palpebra** (pal'pe-brah). See *eyelid*.
- palpebral** (pal'pe-bral). Pertaining to the eyelids.
- palpitation** (pal-pit-a'shun). A rapid or tumultuous throbbing. **arterial p.** P. in the course of an artery. **p. of the heart**. A violent, rapid, and often irregular beating of the heart, caused by emotional excitement, disease, or excessive action of any kind. [Lat., *palpitatio*.]
- pal'pus**. A tactile organ or feeler attached to the labium of an insect. [Lat., *palpare*, to touch softly.]
- palsy** (pawl'se). See *paralysis*. **lead p.** See *plumbism*. **scrivener's p.** See *writer's cramp*, under *cramp*.
- paludal** (pal'u-dal). Pertaining to or originating from swamps; hence of malarial fever, before the discovery of the *Plasmodium malariae*. [Lat., *palus*, a marsh.]
- paludism** (pal'u-dizm). Intoxication by marsh miasm. [Lat., *palus*, a marsh.]
- pamphagous** (pam'fa-gus). Omnivorous. [Gr., *pas*, all, + *phagein*, to eat.]
- pampiniform** (pam-pin'if-orm). Resembling a tendril; intricately convoluted. [Lat., *pampinus*, tendril, + *forma*, form.]
- pan**. A broad, flat-bottomed vessel, usually shallow; hence any hollow formation or organ. **brain p.**, **head p.** See *brain case*, under *brain*. **knee p.** See *patella*. [Ang.-Sax., *panna*.]
- pan-, panto-**. Combining form of Gr., *pan*, the neuter of *pas*, all.
- panacea** (pan-a-se'ah). 1. A universal remedy; a name given by old writers to various nostrums and also to certain plants. 2. The genus *Panax*. [Gr., *panakeia*.]
- panacon** (pan'ak-on). Of Garrigues, a substance, C₂₂H₁₉O₈, obtained from the root of *Aralia quinquefolia*.
- panada**, **panado** (pan-ah'dah, pan-ah'do). Bread boiled to a pap. [Lat., *panis*, bread.]
- Panama fever**. A severe form of malarial fever acquired on the Isthmus of Panama, often developing into the pernicious or hemorrhagic form of malarial f. Also called *Chagres f.*
- panaquilon** (pan-ak'wil-on). Of Garrigues, a substance, C₂₄H₂₈O₈, found in the root of *Aralia quinquefolia*. [Gr., *pas*, all, + Lat., *aquilo*, the north wind.]
- panase** (pan'äs). A proprietary preparation of the digestive enzymes of the pig's pancreas.
- panatrophly** (pan-at'ro-fe). A generalized atrophy.
- Pa'nax**. 1. A genus of araliaceous shrubs or trees. 2. Ginseng. [Gr., *pas*, all, + *akos*, a remedy.]
- pancreaden** (pan'kre-ad-en). A medicinal preparation of the pancreas. It has been suggested in diabetes.
- pancreas** (pan'kre-as). Syn.: *abdominal salivary gland*. A long, reddish, acinotubular gland running transversely behind the stomach, about opposite the first lumbar vertebra. Its right and larger extremity, the head, lies in the curvature of the duodenum, while the left and smaller, the tail, is in contact with the spleen. Its anterior surface is covered by the stomach, its posterior is separated from the vertebral column by the aorta, the superior mesenteric vessels, and the pillars of the diaphragm, and the inferior surface rests upon the

junction of the duodenum and jejunum, and on the left end of the transverse colon. It consists of a somewhat loose aggregation of lobes and lobules, which empty by canals into a central duct (the canal of Wirsung) which traverses the entire length of the gland a little nearer the upper than the lower border. The human *p.*, as also that of many animals, has normally two ducts, the main duct or the duct of Wirsung, opening into the intestine near or in conjunction with the bile duct, while the lesser, or duct of Santorini, opens independently. It secretes the pancreatic fluid, and either has the action of modifying the blood or secretes a ferment destructive of glucose, as its extirpation is followed by glycosuria and azoturia. **accessory p.** A small mass of tissue similar to the *p.* situated close to it and apparently a detached portion of it. **lesser p.** See *little p.* **little p.** A lobular semidetached portion of the posterior surface of the head of the *p.* which sometimes has a separate duct opening into the principal one. **p. aberrans, p. accessorium.** See *accessory p.* [Gr., *pas, pan, all, + kreas, flesh.*]

pancreatic (pan-kre-at'ik). Of or pertaining to the pancreas. **p. diabetes.** See *diabetes.* **p. juice.** The secretion of the pancreas, which flows into the intestine. Its important physiological constituents are the enzymes, which have the property of digesting the proteids, fats, and carbohydrates. **liquor pancreaticus.** A solution containing 1.7 per cent. *p.* in gelatin and water with bicarbonate of sodium flavored with cardamon [N. F.]. **pulvis pancreaticus compositus.** Peptonizing powder; it consists of 20 per cent. of *p.* and 80 per cent. of sodium bicarbonate [N. F.].

pancreatin (pan'kre-at-in). 1. Of Kühne, the active part of the pancreatic juice, including all its ferments. The term has also been applied to each of its three ferments: trypsin, amylopsin, and steapsin. 2. A digestive extract obtained from the chopped pancreas of an animal, usually the hog. It consists of a mixture of digestive enzymes, principally amylopsin, myopsin, trypsin, and steapsin. It must be capable of converting 25 times its weight of starch into soluble substances. [Lat., *pancreatinum*, U. S. Ph.] [Gr., *pagkreas, the pancreas.*]

pancreatitis (pan'kre-at-i'tis). Inflammation of the pancreas. **acute hemorrhagic p.** Acute *p.* in which there are hemorrhages into the interacinous tissue. **centrilobular p.** Fibrosis around the branches of the duct. **chronic p.** A form marked by fibrosis. **perilobular p.** Fibrosis separating groups of acini. **purulent p.** *P.* with suppuration. [Gr., *pagkreas, the pancreas, + itis, inflammation.*]

pancreatoid (pan'kre-at-oid). Of tumors, resembling the pancreas. [Gr., *pagkreas, the pancreas, + eidos, resemblance.*]

pancreatolith (pan-kre-at'o-lith). A cal-

culus of the pancreas and ducts. [Gr., *pagkreas, the pancreas, + lithos, a stone.*]

pancreatoncus (pan-kre-at-on'kus). A tumor of the pancreas. [Gr., *pagkreas, pancreas, + ogkos, mass.*]

pancreone (pan'kre-on). A product of the action of tannin on pancreatin; used in deficiency of trypsin in the pancreatic secretion.

pancreotomy (pan-kre-ot'o-me). An incision of the pancreas. [Gr., *pagkreas, the pancreas, + tome, a cutting.*]

pancreotoxin (pan-kre-o-toks'in). A cytolytic serum for the pancreas producing glycosuria, having an antitryptic action. [Gr., *pagkreas, pancreas, + toxikon, poison.*]

pandemic (pan-dem'ik). Existing or prevalent everywhere; of a disease, widespread, epidemic over a wide geographical range. [Gr., *pas, all, + demos, the people.*]

pang. An acute sudden pain, either transitory or recurrent. [Ang.-Sax., *pinan.*]

pangaduin (pan-gad'u-in). A collective name for the bases of cod-liver oil. [Gr., *pas, all, + Lat., gadus, the cod.*]

pangenesis (pan-jen'es-is). Of Darwin, the hypothesis for the provisional explanation of such facts as the inheritance by offspring of both original and newly acquired characters of parents, the appearance of characters belonging to remote ancestors (atavism), and the appearance in metembyronic or even adult life of characters before latent. The hypothesis depends on the assumption that every living cell of the organism at all periods of development throws off gemmules or molecules capable of reproduction. These circulate through the system and become aggregated in the reproductive cells, and can give rise to a new individual, as by the buds of plants or by the combined action of distinct sexual elements. In each case the gemmules give rise to cells corresponding to those from which they originated in the parent body. Generally the gemmules develop in the following generation; but they may be permanently lost or may remain quiescent and develop after several generations. [Gr., *pas, all, + genesis, genesis.*]

panidrosis (pan-id-ro'sis). Perspiration of the whole body. [Gr., *pas, pan, all, + idros, perspiration.*]

pan'is. Bread. **cataplasma p.** A poultice made by boiling bread crumb with water. **mica p.** Bread crumb; the soft part of wheat bread, used as an excipient. **p. laxans.** A biscuit painted on one side with a solution of jalap resin and then covered with a saccharine mixture. [Lat., *panis.*]

panmixia (pan-miks'e-ah). Indiscriminate intercrossing, as opposed to the careful selection of individuals to perpetuate desired traits in their offspring. [Gr., *pas, all, + mignynai, to mix.*]

panneuritis (pan-nu-ri'tis). A general inflammation of the peripheral nerves. **p. endemica.** Beriberi. [Gr., *pas, pan, all, + neuron, a nerve, + itis, inflammation.*]

- panniculus** (pan-nik'u-lus). A layer, tissue, or membrane. **p. adiposus**. The subcutaneous layer of connective tissue. It contains large quantities of fat in its meshes. **p. carnosus**. A subcutaneous layer of muscular fibers by means of which the skin is moved, covering the sides of the thorax and abdomen of most of the lower mammals. In many instances a condensed portion is inserted into the humerus or blends with the insertion of the latissimus dorsi. **p. cordis**. See *pericardium*. **p. subtilis**. See *pia*. **p. transversus**. See *diaphragm*. [Lat., dim. of *pannus*, a cloth.]
- pan'nus**. Syn.: *granular keratitis*. A generalized inflammation of the cornea, covering it with an inflammatory process as with a cloth or veil. [Lat., "cloth."]
- panopepton** (pan-o-pep'ton). A proprietary preparation, containing about 18 per cent. of alcohol and having a nutritive value about equal to that of milk.
- panophobia** (pan-o-fo'be-ah). A generalized fear.
- panophthalmitis** (pan'of-thal-mi'tis). Inflammation of the entire eyeball. [Gr., *pas*, all, + *ophthalmos*, the eye, + *itis*, inflammation.]
- panotitis** (pan-o-ti'tis). Otitis in which both the middle ear and the labyrinth are affected. [Gr., *pas*, *pan*, all, + *ous*, the ear, + *itis*, inflammation.]
- panpharmakon** (pan-far'ma-kon). A panacea. [Gr., *pas*, all, + *pharmakon*, a drug.]
- panplegia** (pan-ple'je-ah). General paralysis. [Gr., *pas*, all, + *plege*, a blow.]
- panspermia, panspermatism** (pan-sper-me-ah, pan-sper-mat-ism). 1. The doctrine that disease germs and bacteria are always present. 2. See *biogenesis*. [Gr., *pas*, all, + *sperma*, a seed.]
- panspermium** (pan-sper-me'um). The hypothetical elementary principle of matter.
- pansphygmograph** (pan-sfig'mo-graf). A modification of the cardiograph, devised by Brondgerst, which also registers the pulse curves. [Gr., *pas*, all, + *sphygmos*, the pulse, + *graphein*, to write.]
- pan'sy**. See *Viola tricolor*, under *Viola*.
- pantagogus** (pan-tag-o'gus). Driving off everything noxious or morbid (said of medicines). [Gr., *pas*, *pan*, all, + *agogos*, a leading.]
- pantanencephalia** (pan'tan-en-sef-al'e-ah). In a fetal monstrosity, entire absence of the brain. [Gr., *pas*, all, + *an*, privative, + *egkephalos*, the brain.]
- panthodic** (pan-thod'ik). Of nervous impulses, radiating from one point to all parts of the body. [Lat., *panthodicus*, from Gr., *pas*, all, + *odos*, a way.]
- pantophagous** (pan-tof'ag-us). Omnivorous. [Gr., *pas*, all, + *phagein*, to eat.]
- pantoplethora** (pan-to-pleth'o-rah). General hyperemia or fullness. [Gr., *pas*, all, + *plethore*, fullness.]
- pantopon, pantopium** (pan'to-pon, pan-to'pi-um). A proprietary preparation said to represent opium in all its essential constituents.
- papain** (pah'pa-in). Papayotin; a diges-
- tive ferment prepared from *Carica papaya*.
- Papaver** (pah-pa'ver). 1. A genus made up of the poppies. 2. Poppy capsules. **fructus papaveris (albi, seu immaturi)**. Poppy capsules. **P. album**. *P. officinale*. **papaveris capita, seu capsulae**. Poppy capsules. **P. nigrum**. Black opium poppy; a black-seeded variety of *P. somniferum*; cultivated especially for the oil-yielding seed. **P. officinale**. White poppy; usually regarded as a variety of *P. somniferum*. It is cultivated in Persia for its opium, and furnishes most of the poppy capsules. **P. rheas, P. rubrum**. (Red) corn poppy, abundant in western Asia, in northern Africa, and throughout Europe. The petals, which have a heavy odor, when fresh, and a somewhat bitter taste, are the red poppy petals of pharmacy, the rheados petals of the Br. Ph. They contain rheadin and probably meconic acid, but no morphin. **P. somniferum**. 1. Opium poppy; indigenous probably to southern Europe and western Asia. It is now extensively cultivated for the opium obtained by scarifying the unripe but fully grown capsules, and in Europe for the seed, which yields oil of poppy. The dried, nearly ripe capsules constitute the poppy capsules, the *papaveris capsulae* of the Br. Ph., 1898, which possess in a mild form the properties of opium. [Lat.]
- papaverin** (pap-av'er-in). An alkaloid found in opium. It acts as a narcotic and soporific, and produces muscular relaxation and subsequent convulsions. [Lat., *papaver*, poppy.]
- Papa'ya commu'nis**. See under *Carica*.
- papayotin** (pap-ah-yo'tin). A preparation, which contains the digestive principle of the pawpaw.
- papilla** (pap-il'lah). 1. The nipple. 2. Any minute soft or fleshy prominence or nipple-shaped projection. 3. See *optic disk*. **calciform papillae, circumvallate papillae**. Papillae of the tongue, situated near the base on the dorsal surface. In man they are from seven to twelve in number, and are arranged like a V with its point toward the throat. **clavate papillae**. See *fungiform papillae*. **compound p.** A p. that bears several minute secondary papillae, each having the structure of a simple p. **conoidal papillae**. See *filiform papillae*. **dental p., dentin p.** See *tooth p.* **filiform papillae (of the tongue)**. Minute, conical or cylindrical, simple or compound eminences on the dorsum of the tongue, very numerous except near its base. Taste buds are not found in them, but their denser covering of horny epithelium suggests a mechanical use. **fungiform papillae**. Numerous small, rounded, deep-red eminences, with narrow bases, situated on the middle and anterior parts of the dorsum and especially along the sides of the tongue. **gustatory papillae**. Taste papillae; either (1) all the papillae of the tongue or (2) the circumvallate and fungiform papillae (1.

e., those supplied with taste buds). **hair p.** A conical process of the corium projecting upward into a corresponding depression in the end of the hair bulb. It is richly supplied with vessels and nerves, and nourishes the hair. **lacrimal papillae.** The little elevations in the edge of the eyelid occupied by the lacrimal puncta. **lingual papillae.** Small eminences covering the anterior two-thirds of the tongue. They include the circumvallate, filiform, fungiform and conical papillae. **nerve papillae.** Papillae of the skin containing tactile corpuscles, nervous plexuses, or the terminal nerve bulbs of Krause, and sometimes blood vessels. See *tactile corpuscles*, under *corpuscles*, and *vascular papillae*. **optic p.** See *optic disk*, under *disk*. **papillae cutis.** Conical prolongations of the corium with rounded or blunt tops, sometimes cleft into two or more points, when they are called compound papillae. **p. duodenalis, p. duodeni.** The slight eminence in the duodenum indicating the opening of the ductus choledochus communis. **primary p.** A p., either simple or compound, arising directly from the corium. **secondary papillae.** Papillae arising from a primary p. as a primary p. arises from the corium. See *compound*. **simple p.** An unbranched or undivided p. arising directly from the corium. **tactile papillae.** See *nerve papillae*. **taste papillae.** See *gustatory papillae*. **tooth p.** A process of mucoid connective tissue having the general appearance of the future tooth, which arises from the bottom of the dental groove and extends toward the enamel organ. In developed teeth the tooth p. is known as the tooth pulp. **vascular papillae.** Papillae of the skin to the tips of which one or more capillary loops extend. The presence of nerves is doubted. [Lat., dim. of *papula*, a pimple.] **papillary** (pap'il-la-re). 1. Pertaining to or consisting of papillae. 2. Supplied with papillae. **papillate** (pap'il-ât). Having papillae. **papillectomy** (pap-il-lek'to-me). Excision of one or more papillae (as of the kidney). [Lat., *papilla*, + Gr., *ektome*, excision.] **papilledema** (pap-il-e-de'mah). Choked disk; edema of the optic disk, usually from pressure. **papilliform** (pap-il'if-orm). 1. Having the shape or appearance of a papilla. 2. A term used in descriptive bacteriology meaning shaped like a watch crystal or a shallow saucer; more shallow than crateriform. [Lat., *papilla*, + *forma*, form.] **papillitis** (pap-il-li'tis). Acute inflammation of the optic disk and the immediately surrounding retinal zone, characterized by enormous swelling and minute hemorrhages. [Lat., *papilla*, + Gr., *itis*, inflammation.] **papilloma-adenocystoma** (pap-il'o-ad'en-o-sis-to'mah). A papilloma containing adenomatous and cystomatous areas. **papilloma** (pap-il-o'mah). 1. Any abnor-

mal excrescence having a villous structure. 2. More properly, a tumor of the skin or mucous membrane, either sessile or pedunculated, consisting of hypertrophied or new-formed papillae covered by an envelope of epithelial cells. The epithelium is sometimes spread over the mass of hypertrophied papillae so as to form a smooth tumor, and sometimes it forms a separate envelope to each papilla so as to produce a villous or filiform appearance. See *p. corneum* and *p. mucosum*. **blastomatous p.** A soft p. of a mucous membrane with a vascular framework of connective tissue covered with epithelium. **inflammatory p. of the skin.** A form of p. attended with inflammation and the formation of intrapapillary abscesses. **intracystic p.** A p. developing within single or multiple cysts. A p. showing feathery tufts like chorionic cells. **p. corneum, p. durum.** A hard or horny p. (e. g., a corn or wart) attended with a marked development of the corneous layer of the epithelial envelope. See *p. mucosum*. **p. molle, p. mucosum.** A p. in which the epithelium covers the enlarged or new-formed papillae in a thin layer, with but little development of the stratum corneum. See *condyloa acuminata*, under *condyloa*. **urethral p.** The painful urethral caruncle, carnosity, vegetation, fungosity, or polypus of the older writers, the mucous hypertrophy of A. Guérin, the urethral hemorrhoid of Richet and Dupin and of Hutchinson; a single or multiple, soft, gelatinous or fibrocellular tumor arising from the urethra. **villous p.** A persistent chorionic villus. [Lat., *papilla*, a teat, + Gr., *oma*, tumor.] **papillomatosis** (pap'il-lo-mat-o'sis). The formation of papillomata, also the state of being affected with them. **papillomatous** (pap-il-om'at-us). Pertaining to or resembling a papilloma. **papilloretinitis** (pap-il'lo-ret-in-i'tis). Inflammation, usually acute, of the optic disk and retina. See *neurorretinitis*. **Papin's digester.** An instrument for digesting substances in liquids heated under a pressure greater than that of the atmosphere, thereby raising the boiling point. **papoid** (pap'oyd). A proprietary digestive powder. **papular** (pap'u-lar). 1. Pertaining to, resembling, or characterized by papules. 2. Furnished with papules. [Lat., *papularis*, *papulatus*.] **pap'ule.** A pimple; a small circumscribed elevation of the skin, sometimes miliary, sometimes lenticular in size, not due to a collection of fluid in the epidermis. See *pustule* and *vesicle*. It constitutes one of the primary lesions of skin diseases. **dry p.** The indurated p. of primary syphilis. **moist p.** See *condyloa lata*, under *condyloa*. **mucous p.** See *mucous patch*, under *patch*, and *condyloa lata*, under *condyloa*. [Lat., *papula*.] **papulo-** Combining form of Lat., *papula*, a pimple, a papule. **papyraceous, papyrean** (pap-ir-a'shus,

pap-ir'-e-an). Resembling parchment paper. [Lat., *papyraceus*.]

Paquelin's cautery. An apparatus consisting of a hollow platinum tip, in the shape of a knife or button, which is heated to redness by forcing into it benzoin vapor mixed with air and ignited. [*Claude André Paquelin*, Parisian physician, born 1836.]

para-, par-. Combining form of Gr., *para*, by the side of, alongside of, by, past, beyond, e. g., parametritis, inflammation of the tissue alongside of the uterus. 2. In chemistry, *para* is used to form names of substances that are modifications (or are supposed to be) of substance to which the prefix is added.

para-anesthesia (par''ah-an-es-the'se-ah). Anesthesia limited to the lower extremities and lower half of the body. [Gr., *para*, beside, + *anaesthesia*, anesthesia.]

parabin (par''ab-in). More properly written pararabin. A carbohydrate $C_{12}H_{22}O_{11}$, found in carrots and beets, in agar, and in *Gigartina lichenoides*, believed to be identical with gelose.

par'ablast. A special part of the mesoblastic elements, formed from the lower primitive layer of the blastoderm and giving origin to the vascular and connective structures.

parablastoma (par-ah-blas-to'mah). Any tumor developing from parablatic tissue. [*Parablast* + Gr., *oma*, tumor.]

parabuxin (par-ah-buks'in). An alkaloid, $C_{24}H_{45}N_5O$, found in the bark of *Buxus sempervirens*.

parabuxinidin (par-ah-buks-in'id-in). An alkaloid found in *Buxus sempervirens*.

paracentesis (par''ah-sen-te'sis). The act of puncturing a part or organ for the removal of fluid matter. **p. tympani.** The operation of puncturing the membrana tympani. [Gr., *para*, beside, + *kentesis*, tapping.]

paracephalus (par-as-ef'al-us). A monster having a deformed but large head, a distinct face with rudimentary mouth and sensory organs, and thoracic members. **p. apus.** A p. in which there are the trunk and vestiges of a head, the limbs being absent. **p. dipus.** A p. in which the thoracic limbs may be absent while there are abdominal limbs. **p. pseudo-acormus.** A p. in which the trunk is rudimentary. [Gr., *para*, beside, + *kephale*, the head.]

paracholia (par-ah-ko'le-ah). A disturbance in the function of the liver cells. [Gr., *para*, beside, + *chole*, bile.]

parachroma (par-ah-kro'mah). 1. Color blindness. 2. Any pigmentary disease of the skin. **p. caerulosis.** Cyanosis. **p. chlorosis.** The discoloration of the skin observed in chlorosis. **p. lapidis infernalis.** See *argyria*. **p. leucosis.** See *albinism*. **p. melanosis.** See *melanosis*. [Gr., *para*, beside, + *chroma*, a color.]

parachromatosis (par''ah-krom-mat-o'-sis). Any pigmentary disease of the skin. In the pl., *parachromatoses*, Auspitz's term for a family of pigmentary diseases

of the skin comprising discolorations due to deposit of coloring matter, chiefly in the corium. They include argyria, jaundice, the discolorations incident to Addison's disease and to the malarial cachexia, and those produced by tattooing.

parachromophore (par-ah-kro'mo-för). A bacterium which secretes a pigment, but retains it in its own tissues. [Gr., *para*, beside, + *chroma*, color, + *pherein*, to bear.]

parachrosis (par-ah-kro'sis). 1. The development of parachroma. 2. Discoloration. [Gr., *para*, beside, + *chrosis*, a coloring.]

paracinesis (par''ah-sin-e'sis). A condition due to perversion of the motor powers. [Gr., *para*, beside, + *kinesis*, motion.]

paracolitis (par-ah-ko-li'tis). Localized inflammation of the serous coat of the colon not dependent on disease of any other structure of the colon. [Gr., *para*, beside, + *colitis*.]

paracolon bacillus. See *paratyphoid bacillus*, under *table of bacilli*.

paraco'to bark. An undetermined aromatic, astringent bark resembling coto bark, but much less active.

paracotoin (par''ah-ko'to-in). A crystallizable substance, $C_{12}H_{15}O_4$, obtained from *faracoto*. It resembles cotoin, but has not the same biting taste and fails to give with iron chlorid the red brown, afterward dark brown, coloration characteristic of cotoin. It is astringent and is used in diarrhea and dysentery.

paracrisis (par-ah-kri'sis). Any disorder of the secretions. [Gr., *para*, beside, + *krinein*, to secrete.]

paracusia, paracrisis (par-ah-ku'se-ah, par-ah-ku'sis). Any morbid condition of the hearing. [Gr., *para*, beside, + *akouein*, to hear.]

paracyanogen (par''ah-si-an'o'-jen). A polymeric form of cyanogen.

paracytic (par-ah-si'tik). Denoting cell elements present in the blood or other parts of the organism, but not normal to it. [Gr., *para*, near, + *kytos*, a cell.]

paradenitis (par''ad-en-i'tis). Inflammation about a gland. [Gr., *para*, beside, + *aden*, a gland, + *itis*, inflammation.]

paradidymis (par-ah-did'im-is). Syn.: *organ of Giralde*s. A body formed of certain convoluted tubules, scattered remains of the mesonephros in the male, lying near the head of the epididymis. It is the analogue of the epöphoron of the female. [Gr., *para*, beside, + *didymos*, the testicle.]

paradiphtherial, paradiphtheritic (par-ah-dif'the-al, par-ah-dif-ther-it'ik). Resembling or having an indirect relation to diphtheria.

paradoxical (par-ah-doks'ik-al). Unexpected variation from the normal. [Gr., *paradoxos*, strange.]

paraffin (par''af-in). 1. A tasteless, odorless, waxy substance, soluble in carbon disulphid, chloroform, and benzoin, first obtained by the distillation of beechwood tar, and now manufactured from bitu-

- minous coal. It consists of a number of hydrocarbons. 2. Of Watts and others, one of the series of saturated hydrocarbons. The series includes the colorless gases methane, ethane, propane, and butane, and the liquids, pentane, hexane, heptane, octane, nonane, and decane, etc. **hard p.** P. having a melting point between 50° C. and 60° C. **liquid p.** A liquid hydrocarbon of the p. and olefin series. **normal p.** A p. which contains its carbon atoms united in a straight chain. **soft p.** A semisolid mixture of the soft members of the paraffin series of hydrocarbons. It melts at about 96-102° F. (35.5°-38.9° C.). **solid p.** Ordinary p. [Lat., *parum*, little, + *affinis*, having affinity.]
- paraffinoma** (par-af-fin-o'mah). A tumor developing at the site of the injection of paraffin.
- paraffinum** (par-af-fe'num). A mixture of solid hydrocarbons, obtained from petroleum. It has numerous pharmaceutical uses. It melts at 15.6°-57.2° C. [U. S. Ph.]. **hard p.** Ordinary paraffin. **p. durum.** See *hard paraffin* [Br. Ph.]. **p. liquidum.** See *liquid paraffin* [Br. Ph.]. **p. molle.** See *soft paraffin* [Br. Ph.]. **unguentum paraffini.** Paraffin ointment; a preparation made by mixing hard and soft paraffin and white beeswax [Br. Ph.].
- parangolin** (par-ah-gan'glin). An extract of the medullary portion of the suprarenal gland of the ox.
- parangolion** (par-ah-gang'le-on). Chromaffin tissues; blood glands.
- parageusia** (par-ah-ju'se-ah). Perversion of the sense of taste. [Gr., *para*, beside, + *geusis*, taste.]
- paraglossia, paraglossa** (par-ah-glos'se-ah, par-ah-glos'sa). 1. Prominence of the tongue. See *glossocoele*. 2. A bending backward of the tongue against the pharynx. 3. An inflammation of the muscles, etc., under the tongue. [Gr., *para*, beside, + *glossa*, the tongue.]
- paragnathus** (par-ag'na-thus). A monster characterized by a supernumerary lower jaw placed laterally. [Gr., *para*, beside, + *gnathos*, jaw.]
- paragonimiasis** (par-ah-go-nim-i'as-is). Infection due to the lung fluke, *Paragonimus Westermanni*.
- Paragonimus** (par-ag-on'im-us). A genus of trematode worms. **P. Westermanni.** Syn.: *Distoma Westermanni*. A lung fluke found in cysts of the viscera and causing hemoptysis. It occurs in Asia and infects the lower animals and man.
- parahemoglobin** (par''ah-hem-o-glo'bin). A ferruginous preparation made from blood.
- parahypophysis** (par''ah-hi-pof''is-is). An accessory pineal body.
- parakeratosis** (par-ah-ker-at-o'sis). Imperfect cornification, the cells being imperfectly cornified and forming friable scales. **p. variegata.** Another name for resistant maculopapular scaly erythrodermia. [Gr., *para*, beside, + *keras*, a horn.]
- parakinesis** (par''ah-kin-e'sis). Irregular movement from motor mechanism disorder. [Gr., *para*, beside, + *kinesis*, motion.]
- paralactate** (par-al-ak'tat). A salt of paralactic acid.
- paralbumin** (par-al-bu'min). An isomeric variety of albumin discovered by Scherer in ovarian cysts and also occurring in the serosity of the peritoneal cavity. According to Landwehr and Hammarsten, it is a mixture. [Gr., *para*, beyond, + Lat., *albumen*, the white of egg, from *albus*, white.]
- paraldehyd** (par-al'de-hid). A polymeric modification, C₆H₁₂O₃, of aldehyd. It is a strong diuretic. It has been used as a hypnotic, but gives a persistent unpleasant odor to the breath. It has been recommended in tetanus, mania, melancholia, and other nervous affections, and also as an antidote to strychnin, brucin, thebain, and picrotoxin. [Lat., *paraldehydum*.]
- paralexia** (par-ah-leks'e-ah). Impairment of reading with meaningless transpositions and combinations of words. [Gr., *para*, beside, + *lexia*, speech.]
- paralinin** (par-ah-li'nin). The nuclear foundation substance.
- parallagma** (par-al-ag'mah). Displacement of a bone or of broken fragments of a bone. [Gr.]
- parallax** (par'al-aks). An apparent displacement in an object. [Gr., *parallax*, in turn.]
- parallelism** (par'al-el-izm). An hypothesis of the correlativity of physical and psychical processes.
- paralogia** (par-al-o'je-ah). Diseased logical associations, false reasoning. [Gr., *para*, beside, + *logos*, reason.]
- paralysin** (par-al'is-in). See *agglutinin*.
- paralysis** (par-al'is-is). The suspension or abolition of a functional power, motor or sensory, in any portion of the living body. **acute anterior spinal p. of adults.** See *spinal p. in the adult*. **acute ascending spinal p.** A progressive motor p. beginning in the lower extremities. Also known as Landry's p. **acute atrophic spinal p.** See *acute anterior poliomyelitis*, under *poliomyelitis*. **alcoholic p.** A peripheral neuritis caused by alcoholic excess resulting in pseudotabes or p. affecting the upper and lower extremities. **asthenic bulbar p.** See *myasthenia pseudoparalytica*, under *myasthenia*. **atrophic p.** A chronic or congenital p. in which there is atrophy of that part of the cerebral cortex that is the center for the atrophied regions of the body. **Bell's p.** See *facial p.* **brachial p.** A p. of one or both arms due to lesions of the cerebral cortex or of the nerve roots of the brachial plexus, or to traumatism affecting the latter. **bulbar p.** P. of a part directly innervated by the medulla oblongata. **cerebral p.** P. caused by a lesion of some portion of the cerebrum. **cerebrospinal p.** Any p. in which the lesion is in those motor centers of the cerebral cortex or of the pyramidal tract. **cross p.** P. of the upper extremity on

one side and the lower extremity on the other. **crutch p.** P. in the distribution of the musculospiral nerve caused by compression with a crutch. **diphtheritic p.** P. following diphtheria, especially in youths and adults. **exhaustion p.** A functional p. produced by excessive and prolonged voluntary movement involving exhaustion of the nerve centers. **facial p.** A unilateral or bilateral p. of the facial nerve. **general p. of the insane.** Syn.: *softening of the brain, paresis.* A gradual progressive disease of the brain and nervous system in which there are ataxy and paresis usually following a definite order and course of development. **hysterical p.** A functional p. occurring in hysteria and simulating any type or form of organic p. **idiopathic p.** See *tetany.* **Indian bow p.** Of German writers, p. of the thyro-arytenoid muscles. **infantile p.** See *acute anterior poliomyelitis, under poliomyelitis.* **Landry's p.** See *acute ascending spinal p.* **lead p.** The paralytic phenomena due to lead poisoning, especially paralysis of the forearm. **musculospiral p.** P. of the extensor and supinator muscles of the forearm and wrist, in consequence of injury or disease of the musculospiral nerve. **obstetrical p.** P. due to cerebral or nerve injury during parturition. **p. agitans.** A chronic nutritional disease of the central nervous system, characterized by muscular weakness, tremors, rigidity, a peculiar attitude (the head bent, the back bowed, the arms held away from the body and flexed), and festination of gait. There are no characteristic lesions. **p. notarium.** See *writer's cramp, under cramp.* **partial p.** A species of p. affecting less than half the body or some one particular part or organ. **pseudohypertrophic muscular p.** Syn.: *myo-atrophic lipomatosis.* A chronic disease characterized by feebleness of the muscles of the lower limbs and of the erector muscles of the spine, gradually extending to those of the upper extremities. There is increase in the volume of some muscles and atrophy of others. **pseudohypertrophic spinal p.** See *pseudohypertrophic muscular p.* **sensory p.** Loss or diminution of general or special sensibility. **spinal p. in the adult.** Of Duchenne, anterior poliomyelitis in the adult. **vascular p., vasomotor p.** Partial or complete loss of power in the motor innervation of the vessels of an affected part, shown by their dilatation and lessening of their tension. **wasting p.** Progressive muscular atrophy. **writer's p.** See *writer's cramp, under cramp.* [Gr., *paralysis*, from *paralyein*, to loose from the side.]

paralytic (par-al-it'ik). Pertaining to, characterized by, or affected with paralysis; as a n., a person affected with paralysis. **p. elbow.** See *flail elbow, under elbow.* **p. secretion.** See under *secretion.*

paramagnetism (par-ah-mag'net-ism).

The property which certain bodies possess of being attracted by magnets and of tending to assume a position in which their greatest length is in the direction of a magnetic force acting on them (see *diamagnetism*). Iron, cobalt, oxygen, etc., are paramagnetic substances, while bismuth, antimony, water, hydrogen, etc., are diamagnetic. [Gr., *para*, beside, + *magnes*, a magnet.]

paramenia (par-ah-me'ne-ah). Disordered menstruation. [Gr., *para*, beside, + *menes*, menses.]

paramesial (par-ah-me'se-al). Situated near the medial line. [Gr., *para*, beside, + *mesos*, middle.]

parametric (par-ah-met'rik). Situated beside the uterus, especially between the layers of the broad ligament. [Gr., *para*, beside, + *metra*, the uterus.]

parametritis (par-ah-met-ri'tis). Of Virchow, inflammation of the pelvic connective tissue in the immediate neighborhood of the uterus.

parametrium (par-ah-me-tre'um). The connective tissue immediately adjacent to the uterus. [Gr., *para*, beside, + *metra*, the uterus.]

paramnesia (par-am-ne'se-ah). A morbid state characterized by the erroneous use of known and remembered sounds. [Gr., *para*, beside, + *amnesia*.]

Paramoeba (par-am-e'bah). A species of the *Sarcodina*, **P. hominis**. A rare species of ameba, found in the Philippines, which causes severe diarrhea. [Gr., *para*, beside, + *ameba*.]

Paramoecium (par-ah-me'se-um). See *Balanitidum*.

paramorphia (par-ah-mor'fe-ah). Morbid structure; structural diseases. [Gr., *para*, beside, + *morphe*, form.]

paramorphin (par-ah-mor'fin). See *thebain*.

Paramphis'tomum. Trematode parasite of the order *Malacocotylea*, **P. Watsoni**. Syn.: *Watsonius Watsonii*. A species of trematode parasite in man, found in Africa.

paramucin (par-ah-mu'sin). A proteid (mucin) which has been isolated from ovarian cysts.

paramusia. Loss of the ability to read or to render music correctly.

paramyoclonus (par'ah-mi-ok'lo-nus). Clonic spasm in symmetrical groups of muscles. **p. multiplex**. Of Friedreich, a disease characterized by clonic contractions of the muscles, occurring in paroxysms. Between the contractions there may be tremor of the muscles. The disease is usually bilateral, and is not accompanied by motor or sensory disturbances. Its nature is unknown. [Gr., *para*, beside, + *mys*, a muscle, + *klonos*, a violent confused motion.]

paramyosinogen (par'ah-mi-o-sin'o-jen). Same as *musculin*.

paramyotonia (par-ah-mi-o-to'ne-ah). Tonic spasm. **p. congenita**. Of Eulenberg, an hereditary disease, in which there are tonic spasms of various muscles excited chiefly by cold. [Gr., *para*, beside, + *mys*, a muscle, + *tonos*, a stretching.]

paraneprhin (par-ah-nef'rin). Of Merck, a sterilized solution of epinephrin.

paranepritis (par-ah-nef-ri'tis). 1. Inflammation of the connective tissue which unites the kidneys to the vertebral column. 2. Inflammation of the suprarenal capsules. [Gr., *para*, beside, + *nephros*, the kidney, + *itis*, inflammation.]

paranephros (par-ah-nef'ros). See *suprarenal capsules*, under *capsule*. [Gr., *para*, beside, + *nephros*, the kidney.]

parangi (pah-ran'je). Syn.: *Spanish pox*. A disease, allied to yaws, occurring in Ceylon.

paranoia (par-ah-noy'ah). 1. A term applied loosely to various mental diseases limited to a small group by Kraepelin of slowly progressive, non-dementary delusional psychoses. 2. Chronic delusional psychosis. A functional psychosis, starting from a degenerative condition. It is almost always accompanied with hallucinations and more or less systematized delusions. The course is neither continuous nor uniform, but is essentially chronic. **acute p.** Of Mendel, p. coming on without prodromes and characterized by a delusion of vague persecutions without persecutors. **intermediate p.** P. in which there are no delusions, but in which there is a tendency to quibbling or quarreling. **p. corrupta**. See *diastrephia*. [Gr., *para*, beside, + *nous*, the mind.]

paranoiac (par-ah-noy'ak). Pertaining to, of the nature of, or affected with paranoia.

paranoid (par'an-oid). Having symptoms allied to paranoia.

paranomia (par-ah-no-me-ah). A loss of recognition of objects to sight and touch in an aphasic. [Gr., *para*, beside, + *onoma*, name.]

parapedesis (par-ah-ped-e'sis). The passing of bile into the blood capillaries instead of the bile capillaries. [Gr., *para*, beyond, + *pedesis*, deflection.]

parapeptone (par-ah-pep'ton). A name applied to one of the products formed in peptic digestion.

paraphasia (par-ah-fa'ze-ah). Aphasia characterized by the substitution of words which are unfitted to express the idea that the person intends to convey. [Gr., *para*, beside, + *aphasia*, aphasia.]

paraphemia (par-ah-fe-me-ah). The use of wrong words in an aphasic. [Gr., *para*, beside, + *pheme*, speech.]

paraphimosis (par'ah-fi-mo'sis). Strangulation of the glans penis by a retracted prepuce with a narrow orifice. [Gr., *para*, amiss, + *phimoioin*, to muzzle.]

paraphrenia (par-ah-fre-ne-ah). 1. An old term for mental disease in general. 2. A group of dementia praecox cases as used by Kraepelin. [Gr., *para*, beside, + *phren*, mind.]

paraphyte (par'ah-fit). A disease caused or accompanied by a proliferation of tissue. [Lat., *paraphyllum*, from Gr., *paraphyein*, to produce shoots.]

paraplasm (par'ap-lasm). 1. A heteroplasia. 2. Of Kupffer, any material with-

in a cell other than the protoplasm. [Gr., *para*, beside, + *plassein*, to mold.]

paraplast (par'ah-plast). A plaster mass containing rubber, wool-fat, rosin, and dammar resin.

paraplegia (par-ah-ple'je-ah). Paralysis or paresis of both lower limbs. **alcoholic p.** P. of spinal origin, caused by alcohol. **ataxic p.** A combined lateral and posterior sclerosis of the spinal cord, presenting symptoms of ataxia. **functional p.** Incomplete p. attributable to some functional disorder. **p. dolorosa**. Painful p., due to pressure of new growth on the posterior minor roots. **spasmodic p.**, **spastic p.** P. caused by primary lateral sclerosis of the spinal cord. [Gr., *para*, beside, + *plege*, a blow.]

paraplegic (par-ah-ple'jik). Pertaining to, or affected with paraplegia.

parapophysis (par-ah-poph'is-is). The transverse process of a typical vertebra. [Gr., *para*, beside, + *apophysis*, an offshoot.]

parapraxia (par-ah-prak'se-ah). Impairment of ability to perform purposeful movements. [Gr., *para*, beside, + *praxis*, doing.]

paraproctitis (par'ah-prok-ti'tis). Inflammation of the tissue about the rectum. [Gr., *para*, beside, + *proktos*, anus, + *itis*, inflammation.]

paraquinanisol (par'ah-kwin-an'is-ol). An artificial antipyretic alkaloid, $C_{10}H_9NO$.

parasalpingitis (par'ah-sal-pin-jit'is). Inflammation around the fallopian tube. [Gr., *para*, beside, + *salpigx*, a trumpet, + *itis*, inflammation.]

parasite (par'ah-sit). 1. An animal or plant living and subsisting within some tissue or organ, or upon some surface, of another animal or plant. 2. See *fetus in fetu*. **accidental p's.** Internal p's having the habits, but not referable to the class, of *Entozoa*. The following are included in this class in the nomenclature of the Royal College of Physicians of London: *Pentastoma denticulatum*, *Pentastoma constrictum*, *Estrus hominis*, and *Anthomyia canicularis*. **endophytic p.** A p. living in the tissues and organs of its host. **epiphytic p.** A p. living on the surface of the skin and mucous membranes of the host. **external p.** See *ectoparasite*. **facultative p.** 1. A p. that is not confined to any particular animal organism. 2. A p. which can only satisfy the conditions of its life in the animal organism, but which nevertheless leaves it at a certain period of its existence. **false p.** See *pseudoparasite*. **internal p.** See *endoparasite*. **obligatory p.** Of De Bary, a p. that cannot subsist away from its host. **occasional p.** A p. that can subsist away from its host, but has a morbid preference for it. **p's, how to find in stool**, see in *appendix*, page 906. **strict p.** A p. that grows only in or on its host or in artificial media kept at a suitable temperature. [Gr., *parasitos*, lit., one who eats with another, from *para*, beside, + *sitos*, food.]

parasitic (par-ah-sit'ik). Pertaining to or

- of the nature of a parasite; of a disease, caused by parasites.
- parasiticide** (par-as-it'is-id). Any substance destructive to parasites. See *antiparasitic*. [Gr., *parasitos*, a parasite, + Lat., *caedere*, to kill.]
- parasitifer** (par-ah-sit'if-er). An organism which serves as the host of a parasite. [Gr., *parasitos*, a parasite, + Lat., *ferre*, to bear, to make.]
- parasitism** (par'ah-sit-izm). 1. The state of existence as a parasite. See *symbiosis*. 2. The state of being infested with a parasite. 3. The part played by a parasite in causing or modifying disease. [Gr., *parasitos*, parasite.]
- parasitogenic** (par'ah-si-to-jen'ik). Caused by parasites.
- parasitologist** (par-ah-si-tol'o-jist). A person familiar with parasitology. [Gr., *parasitos*, a parasite, + *logos*, a treatise.]
- parasitology** (par-ah-si-tol'o-je). The science or study of parasites. [Gr., *parasitos*, a parasite, + *logos*, a treatise.]
- parasitophobia** (par'ah-sit-o-fo'be-ah). Morbid dread of being infested with parasites, also the state of having such sensations. [Gr., *parasitos*, a parasite, + *phobos*, fear.]
- parasitotropic** (par'ah-si-to-trop'ik). Having a special affinity for parasites. [*Parasite* + Gr., *trepein*, to turn.]
- parasternal** (par-ah-ster'nal). Situated at the side of the sternum. [Gr., *para*, beside, + *sternon*, the sternum.]
- parasyovitis** (par'ah-sin-o-vi'tis). Inflammation in the tissues about the synovial membrane. [Gr., *para*, beside, + *syn*, with, + Lat., *ovum*, an egg.]
- parasyphilis** (par-ah-sif'il-is). A group of conditions caused as remote effects of syphilis, such as tabes, paresis, and other forms of syphilitic disease in which some other, possibly anaphylactic factor, enters into the pathology.
- parasytostole** (par-ah-sis-to-le). The interval between the cardiac systole and diastole. [Gr., *para*, beside, + *systole*, systole.]
- parathyroid** (par-ah-thi'roid). Endocrinous glands situated within or near the thyroid glands.
- paratoloidin** (par-ah-tol-oy'din). See *tuberculin*.
- paratoluidin** (par-ah-to-lu'i-din). See *toluidin*.
- paratophan** (par-at'o-fan). Methyl atophan. Its action and uses are the same as those of atophan.
- paratrophy** (par-at'ro-fe). Qualitative alteration in a tissue caused by a trophic disorder. **neurotic p.** A p. of nervous origin, such as an arthropathy occurring in connection with locomotor ataxia. [Gr., *para*, beside, + *trophe*, nourishment.]
- paratyphlitis** (par'ah-tif-li'tis). Inflammation of the connective tissue between the cecum and the iliac fascia. [Gr., *para*, beside, + *typhlos*, blind, + *itis*, inflammation.]
- paratyphoid** (par-ah-ti'foy'd). Resembling typhoid fever or the typhoid bacillus. **p.**
- bacillus**. An organism belonging to the hog cholera group, which causes paratyphoid fever. It differs from the typhoid bacillus in producing gas in glucose bouillon and agglutinating with the diluted serum of paratyphoid patients. **p. fever**. A disease resembling typhoid fever, but differing from it in being caused by the paratyphoid bacillus and showing the agglutinative serum test with the paratyphoid bacillus. [Gr., *para*, beside, + *typhoid*.]
- par'avagini'tis**. Inflammation of the tissues about the vagina.
- paraxanthin** (par-aks-an'thin). A poisonous leukomain, $C_7H_8N_2O_2$, found in urine and thought to be one of the causes of gout.
- parazoön** (par-ah-zo'on). An animal organism parasitic upon another animal. [Gr., *para*, on, + *zoön*, an animal.]
- parazygosis** (par-az-i-go'sis). A double monster with union of the trunks above the umbilicus and including xiphopagus, thoracopagus, and pleuropagus. [Gr., *para*, beside, + *zygon*, yoke.]
- paregoric** (par-e-gor'ik). 1. Camphorated tincture of opium. 2. Anodyne; as a n., an anodyne medicine. **p. elixir**. See *tinctura opii camphorata*, under *opium*. [Gr., *paregorein*, to console.]
- pareira** (par-a'rah). Syn.: *pareirae radix*, *p. brava*. Of the U. S. Ph., the root of *Chondodendron tomentosum*. It is considered tonic, aperient, and diuretic. It is now chiefly employed in chronic catarrhal cystitis. **extractum pareirae fluidum** [U. S. Ph.]. A fluid extract of p. **p. brava**. 1. See p. 2. A bitter drug derived from *Cissampelos p.*, used as a substitute for true p. [Port., "a brier."] **pareirin** (par-a'rin). See *Cissampelos p. hydrochlorate*, **p. hydrochlorid**. A salt of p. used for malarial disease.
- parencephalitis** (par'en-sef-ah-li'tis). Inflammation of the cerebellum.
- parencephalus** (par-en-sef'al-us). A congenital malformation of the brain. [Gr., *para*, beside, + *egkephalon*, the brain.]
- parenchyma** (par-en-ki-mah). The proper and characteristic substance of an organ, especially a glandular organ, in contradistinction to the connective tissue, nerves, and vessels distributed to it. **glandular p.** The substance of a gland. [Gr., *para*, beside, + *egchein*, to pour in.]
- parenchymatitidis** (par'en-ki-mat-i'tis). Inflammation of a parenchyma. [Gr., *paregchyma*, parenchyma, + *itis*, inflammation.]
- parenchymatous** (par-en-ki'mat-us). Of, pertaining to, resembling, or affecting parenchyma.
- parencranis** (par-en-kra'nis). See *cerebellum*. [Gr., *paregkranis*.]
- paren'teral**. Not through the alimentary canal, as by a subcutaneous or intravenous route. [Gr., *para*, contrary to, + *enteron*, intestine.]
- parepididymus** (par'ep-id-id'im-us). A group of small masses above the head of the epididymis in front of the spermatic cord; believed to be relics of the wolf-

fian body. [Gr., *para*, beside, + *epi*, upon, + *didymos*, the testicle.]

paresis (par'e-sis). 1. Incomplete paralysis. 2. General paralysis of the insane (popular). **general p.** Parasyphilis of the brain. [Gr., *paresis*.]

paresthesia, paraesthesia. Any abnormality of sensation. [Gr., *para*, beside, + *aisthesis*, perception by the senses.]

paretic (par-e'tik). Pertaining to, affected with, or of the nature of paresis.

pareunia (par-u'ne-ah). Sexual intercourse. [Gr., *pareunos*, acting as a bed-fellow.]

paridin (par'e-din). A glucosid, $C_{16}H_{28}O_7$, found in the herb and root of *Paris quadrifolia*.

paridrosis (par-e-dro'sis). Any disorder of the perspiratory system. [Gr., *para*, beside, + *idrosis*, perspiration.]

paries (pa're-ez). See *wall*. [Lat.]

parietal (par-i'e-tal). 1. Pertaining to a wall; conected with the walls of a cavity or of the body. 2. Pertaining to the p. bones; as a n. pl., *p's*, the p. bones. [Lat., *parietalis*, from *paries*, a wall.]

Parietaria (par-e-ta're-ah). 1. Pellitory; a genus of herbs. 2. *P. officinalis*. **P. major**, **P. officinalis**. Wall pellitory; a species containing niter, found throughout the greater part of Europe, where its herb was formerly official. It is still employed empirically in diseases of the urinary organs. [Lat., *paries*, a wall.]

parieto-. Combining form of Lat., *paries*, a wall.

parillin (par-il'in). See *smilacin*.

Parinaud's conjunctivitis. An inflammatory condition of the conjunctiva characterized by large polypoid granulations and ulcerations. It attacks one eye at a time. [Henri Parinaud, French ophthalmologist, 1844-1905.]

Par'is. 1. A genus of smilacaceous plants. 2. *P. quadrifolia*. **P. quadrifolia**. Herb p.; a species found in most parts of Europe. The herb and root furnish paridin. All parts of the plant are more or less acrid and poisonous.

paristhmie (par-ist'mik). Relating to the tonsils. [Gr., *para*, beside, + *isthmus*, a narrow passage.]

paristhynin (par-is-tif'nin). A glucosid, $C_{28}H_{46}O_{18}$, extracted from the root of *Paris quadrifolia*.

Parkinson's disease. Paralysis agitans. [James Parkinson, English physician, died 1824.]

parodyne (par'o-din). See *antipyrim*.

parolein (par-o'le-in). A preparation consisting of liquid petrolatum with from 1 to 5 per cent. of menthol.

paronychia (par-on-ik'e-ah). Syn.: *run-round*, *felon*. An inflammation with pus formation near or around the nail or of the pulp of the finger and the matrix of the nails. It is acute or chronic. [Gr., *para*, beside, + *onyx*, the nail.]

paroöphoritis (par'o-o-of-o-ri'tis). Inflammation of the paroöphoron. [Gr., *para*, beside, + *oon*, an egg, + *phoros*, bearing, + *itis*, inflammation.]

paroöphoron (par-o-of'o-ron). A body

formed from the posterior segmental tubes of the mesonephros in the female embryo, consisting of scattered tubular structures, with yellow pigment; situated in the broad ligament of the uterus internally and inferiorly to the epoöphoron. [Gr., *para*, beside, + *oon*, egg, + *phoros*, bearing.]

parotid (par-ot'id). Situated near the ear. **p. gland.** The largest of the salivary glands; situated in front of the ear. The use of the desiccated gland has been suggested in conditions for which the mammary gland and the ovary are employed. [Gr., *para*, beside, + *ous*, *otos*, the ear.]

parotideo-masseteric (par-ot-id'e-o-masse-ter'ik). Pertaining to or connected with the regions of the masseter muscle and the parotid gland. [Gr., *parotis*, the parotid gland, + *masseter*, a chewer.]

parotiditis (par-ot-id-i'tis). See *parotitis*.

parotidoauricularis (par-ot'id-o-aw'rik-u-la'ris). A muscle of the lower animals arising from the surface of the parotid gland and attached to the base of the concha of the ear. It abducts and depresses the ear. [Gr., *parotis*, the parotid gland, + Lat., *auricula*, the external ear.]

parotitis (par-ot-i'tis). Mumps; inflammation of the parotid gland. [Gr., *parotis*, the parotid gland, + *itis*, inflammation.]

parous (pa'rus). Pregnant or having been pregnant. [Lat., *parere*, to bring forth.]

parovarium (par-o-va're-um). See *epoöphoron*. [Gr., *para*, beside, + Lat., *ovarium*, a receptacle for eggs.]

paroxysm (par'oks-izm). 1. A point in the course of a disease at which its symptoms appear with unusual force. 2. A violent attack or seizure of any sort. [Gr., *paroxysmos*, from *paroxynein*, to prick.]

paroxysmal (par-oks-iz'mal). Pertaining to, caused by, or appearing in paroxysms.

pars, partis. See *part*. **p. carnea diaphragmatis.** The muscular portion of the diaphragm. **p. carnosa urethrae.** The membranous portion of the urethra. **p. cartilaginea tubae Eustachii.** The cartilaginous portion of the eustachian tube. **p. cavernosa urethrae.** The cavernous portion of the urethra. **p. cephalica nervi sympathici.** The plexuses, ganglia, and nerves derived from the sympathetic nerve. **p. cervicalis nervi sympathici.** Ganglia, plexuses, and branches of the sympathetic nerve in the neck. **p. ciliaris retinae.** The portion of the retina situated in front of the ora serrata. **p. frontalis ossis frontis.** The upper and larger portion of the frontal bone, excluding the orbits and nasal process. **partes genitales.** The genitals. **p. intestinalis choledochi.** The portion of the ductus choledochus communis that pierces the duodenum. **p. membranacea urethrae.** See *membranous portion of the urethra*, under *portion*. **partes minoris resistentiae.** Those parts of the body which seem least able to resist disease when

invaded by it. **p. olfactoria**. That part of the anterior cerebral commissure of the brain the fibers of which, in the shape of a horseshoe, turn toward the basal mass of the head of the corpus striatum. **p. scleralis corneae**. The corneal substance proper. **p. tendinea diaphragmatis**. The tendinous portion of the diaphragm. **p. urethrae cavernosa**. The cavernous portion of the urethra. **p. urethrae membranacea**. The membranous portion of the urethra. **p. uvealis corneae**. See *membrane of Descemet*, under *membrane*.

pars'ley. See *Petroselinum* and *Apium*.

part. 1. A subdivision, a section. 2. Any separate member, organ, or region. **private p's**. See *external genitals*, under *genitals*. **vital p's**. A vague term for the organs or structures of the body injury to which causes death. [Lat., *pars*.]

parthenin (par'then-in). A principle obtained from *Parthenium hysterophorus*.

Parthenium (par-then'e-um). A genus typical of the partheniaceous plants. **P. hysterophorus**. Bastard feverfew; a febrifuge species found in the West Indies and the Gulf States. **P. integrifolium**. Prairie dock; common in the middle and southwestern United States. The flower tops have been recommended as a febrifuge. [Gr., *parthenos*, a virgin.]

parthenogenesis (par'then-o-jen'es-is). 1. Generation or reproduction by means of unfertilized ova. 2. Non-sexual reproduction by gemmation or fission. [Gr., *parthenos*, a virgin, + *genesis*, reproduction.]

parthenogenetic, **parthenogenous** (par'then-o-jen-et'ik, par'then-oj'en-us). Pertaining to or developing by parthenogenesis.

parturient (par-tu're-ent). Pertaining to or undergoing parturition; as a n., a female in labor, also a medicine to bring on or hasten labor. [Lat., *parturiens*.]

parturition (par-tu-ri'shun). Labor; childbirth. [Lat., *parturire*, to be in labor.]

parvi-. Combining form of Lat., *parvus*, small.

parvulin (par'vo-lin). A ptomain, C₆H₁₃N, from the decaying flesh of fish or of horses.

pas'sage. 1. Any channel of communication, especially any such channel between the various cavities and structures of the body, or between its cavities and the external surface. 2. The act of passing from one locality to another. 3. The act of passing anything (e. g., an instrument) into, through, or around a structure. 4. The act of evacuating the bowels, or the material expelled in such evacuation. **alveolar p's**. Sacculated p's into which the bronchioles are transformed and into which the infundibula open. **back p**. The anus in women. **front p**. The orifice of the vagina. **lacrimal p's**. Properly, the excretory ducts of the lacrimal gland; the puncta,

canaliculi, lacrimal sac, and nasal ducts. [Lat., *passare*, to pass.]

Passiflora (pas-se-fló'rah). A genus of which the passion-flower is typical. **P. incarnata**. Flesh-colored granddilla; found from Virginia to Brazil. The plant appears to be of little or no therapeutic value, but it is used in the preparation of a much advertised proprietary article. [Lat., *passio*, passion, + *flos*, a flower.]

pas'sion. Suffering. Strong emotion or disease. **ileas p**. See *ileus*. [Lat., *passio*, from *pati*, to suffer.]

pas'sion-flow'er. See *Passiflora*.

passive (pas'iv). Not opposing or resisting. [Lat., *passivus*, from *passus*, suffered.]

pas'ta. Paste.

paste. 1. A soft, moist pulling mass. 2. A medicinal preparation of the consistence of p. (1st def.) or of dough, used externally. 3. A harder (sometimes solid) preparation for internal use, the base of which is gum or sugar. The National Formulary contains formulas for pastes of dextrin, ichthyol, resorcin, zinc, and sulphurated zinc. **arsenical p**. Various formulas have been used for combining arsenic trioxid in the form of a paste for local application for its caustic effect. These pastes are painful and are now used but little. **Canquoin's p**. See under *Canquoin*. **fumigating p**. A pastille containing aromatic substances with potassium nitrate, intended to be burned slowly. **Vienna p**. See *potassa cum calce*, under *potassa*. [Gr., *paste*, from *passein*, to sprinkle.]

pas'tern. The part of a horse's foot that lies between the fetlock joint and the hoof.

Pasteur-Chamberland filter. A tubular filter of unglazed porcelain, used for separating bacteria from the soluble toxins in fluid media and for removing bacteria from drinking water.

Pas'teur fil'ter. See *Pasteur-Chamberland filter*. **P's flask**. A glass f. the neck of which is bent into a long variously bent tube, used for the reception of culture fluids in the study of microbes. **P's fluid**. A culture solution of 1 gram of ammonium tartrate and 10 grams of sugar candy in 100 c.c. of distilled water, the ash of 1 gram of yeast being added. **Pasteur's system of inoculation**. A system of i. for rabies in which a portion of the spinal cord of a rabid dog is used to inoculate a rabbit, which contracts the disease in about thirteen days. The spinal cord of this rabbit is used to inoculate another, and so on through a long series of cases. The cords are then dried and collected, some stale, others fresh and virulent. The system consists in beginning with the weakest for i. and progressing gradually to those of the greatest intensity, when the patient is supposed to be proof against the disease. **P. treatment**. See *P's system of inoculation*. [L. *Pasteur*, French scientist, 1822-1899.]

- pasteurization** (paz'tur-iz-a'shun). 1. The heating of wine, beer, etc., from 60° to 70° C. for the destruction of germs to prevent fermentation. 2. The heating of milk for 30 minutes at a temperature of 140°-145° F. to destroy the disease-producing bacteria, such as the tubercle bacillus.
- pasteurizer** (pas'tur-i-zer). A machine employed for pasteurizing milk or other fluids.
- pastille** (pas-têl'). A lozenge or tablet having granulated sugar as its basis. [Fr.]
- patch**. A spot or blotch, more or less distinct from the surrounding parts of a surface in appearance or character.
- moth p.** See *chloasma*. **mucous p.** Syn.: moist papule, mucous tubercle. A variety of syphilitic eruption having a moist, eroded surface, occurring most commonly on the mucous membrane of the mouth or external genitals, but also on the skin in situations where the surface is habitually subject to heat and moisture. It consists of a papule or tubercle over which the epithelium appears macerated, moist, of a whitish, grayish, or reddish color, and more or less eroded. See *condyloma lata*, under *condyloma*. **Peyer's p'es.** See *Peyer's glands*.
- patchouli** (pat-choo'le). See *Pogostemon*.
- patel'la**. A lens-shaped sesamoid bone in the front of the knee.
- pat'ent medicine**. See under *medicine*.
- path'ematology**. The science of mental affections and passions. [Gr., *pathema*, disease, + *logon*, treatise.]
- patheticus** (path-et'ik-us). 1. Of the fourth pair of nerves. 2. Superior oblique eye muscle.
- patho-, path-**. Combining form of Gr., *pathos*, suffering, disease.
- patho-amin** (path-o-am'in). An amin that causes disease; a ptomain.
- path'o-anatom'ical**. Pertaining to pathological anatomy.
- patho-anatomy** (path'o-an-at'o-me). Pathologic anatomy or the study of the gross lesions caused by disease.
- pathobiology** (path'o-bi-ol'o-je). See *pathology*.
- pathogen** (path'o-jen). Any organism or substance that produces disease. [Gr., *pathos*, disease, + *gennan*, to produce.]
- pathogenesis** (path-o-jen'es-is). The development of disease. [Gr., *pathos*, disease, + *genesis*, a begetting.]
- pathogenicity** (path-o-jen-is'it-e). The condition of being pathogenic; the power of an organism or other substance, material, or condition to produce disease.
- pathogeny** (path-oj'en-e). See *pathogenesis*.
- pathognomonic, pathognostic** (path-og-no-mon'ik, path-og-nos'tik). Characteristic of a disease and thus affording a basis for diagnosis. [Gr., *pathos*, disease, + *gignoskein*, to know.]
- pathonomy** (path-og'no-me). The science of the signs and symptoms of disease. [Gr., *pathos*, disease, + *gnome*, opinion.]
- pathography** (path-og'raf-e). Descriptive pathology. [Gr., *pathos*, disease, + *graphein*, to write.]
- pathological** (path-o-loj'ik-al). 1. Pertaining to pathology. 2. Diseased.
- pathologist** (path-ol'o-jist). One who is versed in pathology.
- pathology** (path-ol'o-je). The science of disease; specifically, the science of the nature of diseases. **cellular p.** Of Virchow, p. based on the propositions that all vital processes, normal or diseased, issue from cellular forms and that every cell originates from some pre-existent cell. **comparative p.** The study of p. by the observation of pathological conditions, spontaneous or artificial, in the lower animals or in vegetable organisms. **exotic p.** A method or system of p. which is foreign to the country or school in which it has obtained a lodgment, or in which it is referred to. **experimental p.** The study of diseases that are induced intentionally, especially in animals. **external p.** See *surgical p.*
- general p.** The general facts or principles of p. deduced from a comparison of particular diseases with each other. **geographical p.** P. in its relations to climate and other geographical conditions. **histop.** The study of the microscopic changes produced by disease. **humoral p.** Syn.: *humoralism*. 1. Of Hippocrates, p. based on the supposition that disease depended on an abnormal condition of four humors in the body. 2. Of Rokitsansky and other modern writers, p. based on the theory that all changes produced by disease are the result of a blood dyscrasia. **internal p.** See *medical p.* **local p.** 1. P. in its relations to disease of individual parts or organs. 2. See *geographical p.* **medical p.** The p. of disorders the treatment of which does not call for manipulative interference. **neurop.** The p. of the nervous system. **physiop.** The study of the alterations in function produced by disease. **special p.** The p. of particular diseases. **surgical p.** The p. of surgical diseases. [Gr., *pathos*, disease, + *logos*, understanding.]
- pathomain** (path'o-mân). A pathogenic ptomain.
- pathophobia** (path-o-fo'be-ah). A morbid dread of disease. [Gr., *pathos*, disease, + *phobos*, fear.]
- pathopsychology** (path'o-si-kol'o-je). Disordered or diseased psychological mechanisms.
- pathy**. Suffix representing Gr., *patheia*, suffering, feeling, and extended to mean the method of curing, curative treatment.
- Paullinia** (pawl-lin'e-ah). A genus of sapindaceous plants. **P. cupana**. A species growing on the Orinoco River. An intoxicating beverage is made from the seeds, which are also said to be used in making guarana. It contains caffeine. **P. sorbilis**. The guarana tree of South America, found in northern and western Brazil. The seeds furnish guar-

- ana.* [C. F. Paullini, German botanist, 1643-1712.]
- Pavesi's styptic collodion.** See *collodium stypticum*, under *collodium*.
- pa'vor.** Anxiety, dread. **p. nocturnus.** 1. Nightmare. 2. Night terror of children. [Lat., *pavor*, fear.]
- Pavy's solution.** An aqueous s. of 4.158 grams of copper sulphate and 20.4 each of potassium and sodium tartrate and caustic potash, mixed with 300 c.c. of ammonia water of the sp. gr. of 0.880 and diluted to 1,000 c.c. with water. [Frederick William Pavy, English physician, 1829-1911.]
- paw'paw.** The tree *Carica papaya*, or its melon-shaped fruit. The milk within the fruit contains an enzyme, which has the property of digesting proteins. See also *Carica*.
- paytin** (pa'tin). An alkaloid, $C_{21}H_{24}N_2O + H_2O$, contained in the white cinchona bark of Payta and in a species of *Aspidosperma*. [Lat., *paytina*.]
- pearl** (purl). 1. A shelly concretion found in mollusks, especially in p. oysters and river mussels. 2. See *medicinal p. epithelial p.'s.* Globules formed in the epithelial tubes in epitheliomata by the union of groups of cells. **medicinal p.** 1. A small capsule made of gelatin, etc., intended for the administration of a volatile liquid like ether. 2. A capsule made of very thin glass containing a liquid, such as amyl nitrite, which is intended for inhalation. The p. is broken in a handkerchief, and the escaping vapor inhaled.
- pearl ash.** Crude, impure potassium carbonate.
- Pearson's solution.** A solution containing sodium arsenate, but not the official solution. [George Pearson, English physician, 1751-1828.]
- peat.** The vegetable matter present in bogs, formed by the decay of plant remains.
- peccant** (pek'kant). Morbid, unhealthy; said of humors. [Lat., *peccans*, sinning.]
- peciloblast** (pe'sil-o-blast). A misshapen red blood corpuscle. [Gr., *poikilos*, mottled, varied, + *blastos*, germ.]
- pecilocyte** (pe'sil-o-sit). Same as *peciloblast*. [Gr., *poikilos*, mottled, varied, + *kytos*, cell.]
- Pecquet's duct.** See *thoracic duct*, under *duct*. [Jean Pecquet, French anatomist, 1622-1674.]
- pectase** (pek'tās). A ferment supposed to exist in plants which coagulates the pectin bodies.
- pectate** (pek'tāt). A salt of pectic acid.
- pecten** (pek'ten). The pubic bone, so called from the fancied resemblance of the two pubic bones, when united, to a comb. **p. commissurae anterioris.** Transverse fibrous bundles in the velum of the anterior cerebral commissure. **p. pubis.** A ridge on the horizontal ramus of the os pubis, extending from its spine and becoming continuous with the linea arcuata of the ilium. [Lat., *pecten*, comb, from Gr., *pekein*, to card.]
- pectenin** (pek'ten-in). A poisonous alkaloid obtained from *Cereus pecten*, a cactus growing in Mexico.
- pectinase** (pek'tin-ās). An enzyme which has the property of hydrolyzing the pectin bodies with the formation of a reducing sugar.
- pec'tin bod'ies.** Vegetable jellies. Compounds which belong without doubt to the carbohydrates.
- pectineus** (pek'tin-e'us). A muscle which adducts the lower limb and is an accessory flexor of the thigh. See *table of muscles*, under *muscle*. [Lat., *pecten*, a comb.]
- pectinose** (pek'tin-ōs). See *arabinose*.
- pectoral** (pek'to-ral). Pertaining to the breast or to the chest; efficacious in diseases of the chest, especially of the air passages. [Lat., *pectoralis*, from *pectus*, the breast.]
- pectoralis** (pek-to-ra'lis). A pectoral muscle, especially the p. major. See *table of muscles*, under *muscle*. [Lat., *pectus*, the breast.]
- pectoriloquism** (pek-to-ri'l'o-kwizm). See *pectoriloquy*.
- pectoriloquy** (pek-to-ri'l'o-kwe). In auscultation of the voice, abnormal distinctness of the words articulated by the patient. **aphonic p.** 1. Of Laennec, the pulmonary sound heard in auscultating a lung containing a cavity. 2. Of Bocelli, the sound heard in auscultation of a patient having a pleuritic effusion, when he speaks in a low voice. **whispering p.** The hollow chest sound heard over a pulmonary cavity of limited extent when the patient speaks in a whisper. [Lat., *pectus*, the breast, + *loqui*, to speak.]
- pectose** (pek'tōs). A body found in unripe fleshy fruits, converted into pectin bodies by the action of acids or heat, or by the process of ripening.
- pe'dal.** 1. Pertaining to the foot. 2. Pertaining to the pes or crista of the crus cerebri and pons. [Lat., *pes*, the foot.]
- pedatrophia** (pe-dat-ro'fe-ah). Malnutrition in children from improper food. [Gr., *pais*, a child, + *atrophia*, atrophy.]
- pederasty** (ped'er-as-te). Copulation with boys *per anum*. [Gr., *paiderastia*, from *pais*, boy, + *erastes*, lover.]
- pediatrics, pediatry** (pe-de-at'riks, ped'e-at-re). The pathology, treatment, etc., of children's diseases. [Gr., *pais*, *paídos*, a child, + *iatria*, medical treatment.]
- pedicle** (ped'ik-l). The narrow portion of a growth, from which it is developed.
- allantoid p.** See *allantois*. [Lat., *pediculus*, dim. of *pes*, foot.]
- pediculosis** (ped-ik-u-lo'sis). Syn.: *vagabond's disease*, *malis pediculi*. Infestation with lice. Its varieties among human skin diseases are: p. capillitii, p. capitis, p. corporis, p. pubis, p. vestimenti (or vestimentorum). [Lat., *pediculus*, a louse.]
- pediculus** (ped-ik'u-lus). 1. See *pedicle*. 2. A genus of insects of the class *Hexapoda* and the order *Siphunculata* (the lice) parasitic on man and other animals. Three varieties infest man: *P. capitis*, *P. vestimenti* and *P. pubis*. Some writers

limit the term to *P. capitis* and *P. vestimenti*, while *P. pubis* is termed *Phthirus* (*q. v.*). **P. capitis**, **P. cervicalis**. See *P. humanus*. The head louse; a form of *p.* inhabiting the hairy scalp. It varies in length from $\frac{2}{3}$ to $1\frac{1}{2}$ mm., and has an elongated, ovalish body with an acorn-shaped head, provided with two antennae, prominent eyes, and a suctorial mouth. Attached to the thorax are six legs armed with claws and hairs. Its color is commonly grayish or ashy, but is said to vary according to the color of its host, in Eskimos appearing white, in negroes black, and in Chinese yellowish brown. The ova ("nits") are pyriform or oval in shape, and are firmly attached to the hairs. It may produce impetigo, by its bite. **P. corporis**. The clothes or body louse; a variety closely resembling *P. capitis*, but considerably larger. Its habitat is the clothing, while it obtains its food in the same manner as *P. capitis*, upon the skin. The eggs are deposited in seams or folds of the clothing. Its bite produces much irritation and it is a carrier of typhus fever. **P. humanus**. The proper name by priority for *P. capitis*. **P. pubis**. Syn.: *morpio*. A louse infesting the pubic hairs, being larger than the *P. capitis*. **P. tabescentium**. A form erroneously supposed to be a special variety of *P.* occurring in tabetic patients. **P. vestimenti**. See *P. capitis*. [Lat., *pediculus*, a louse.] **pediluvium** (ped-il-uv'e-um). A foot bath. [Lat., *pes*, *pedis*, a foot, + *luere*, to wash.] **pediophobia** (pe-de-o-fo'be-ah). Great fear of dolls or of children. [Gr., *paidion*, child, + *phobos*, fear.] **pedogamy** (pe-dog'á-me). Marriage within the family. [Gr., *pais*, child, + *gamos*, marriage.] **pedological** (pe-do-log'ik-al). Pertaining to the diseases of children. **pedology** (pe-dol'o-je). The study of children. [Gr., *pais*, child, + *logos*, understanding.] **peduncle** (pe'dung-kl). A stalk; a prolongation of nervous matter connecting one portion of the brain with another portion of the organ. **cerebral p's.** See *crura cerebri*, under *crura*. **inferior cerebellar p's**, **inferior p's of the cerebellum**. Bundles of white nerve fibers arising in the white matter of the hemispheres. **middle cerebellar p's**, **middle p's of the cerebellum**. Bundles of white nerve fibers that issue from the sides of the cerebellar hemispheres, extend forward and outward, and enter the ventral portion of the pons Varolii. **olivary p.** A bundle of fibers which arises in the nucleus olivae and passes partly to the lemniscus and partly to the tegmentum. **p's of the cerebellum**. The superior, middle, and inferior p's of the cerebellum. **p's of the cerebrum**. See *crura cerebri*, under *crura*. **p's of the optic thalamus**. Bands which connect the optic thalamus with other portions of the cerebrum. **p's of the pineal gland**.

Slender white bands which connect the pineal gland with the cerebrum. **p's of the septum lucidum**. Certain bundles of fibers which project downward from the anterior extremity of the septum lucidum and enter the white substance of the frontal lobe, near the base of the lenticular nucleus. **superior cerebellar p's**, **superior p's (of the cerebellum)**. Bands of white fibers which arise from the medullary portions of the cerebellar hemispheres in their mesial aspects, and extend forward and upward to dip beneath the corpora quadrigemina. [Lat., *pedunculus*, dim. of *pes*, foot.]

pedunculus (ped-un'ku-lus). See *peduncle*. **p. anterior callosi**. The anterior extremity of the corpus callosum. **p. flocci**. The pedicle, or a constricted portion, of a cerebellar lamina. **p. pulmonum**. The root of the lung. **p. trigoni cerebri anterior**. The anterior pillar of the fornix.

peg'nin. Milk sugar rennet, a proprietary preparation consisting of the milk-curdling enzyme of calf's rennet diluted with milk sugar and sodium chlorid.

peimotherapy (pi-no-ther'ap-e). Hunger cure. [Gr., *peina*, hunger, + *therapeia*, treatment.]

pelagia (pe-la'je-ah). An erysipelatos disease of the face or hands.

pelidnoma (pel-id-no'mah). A livid spot or patch on the skin. [Gr., *pelidnos*, livid, + *oma*, tumor.]

pellagra (pel-lag'rah). Syn.: *dermatagra*, *lombardian leprosy*, *endemic erythema*, *malrisso*. An endemic trophic disease formerly attributed to eating spoiled maize, but probably caused by the bite of an infected sand fly. It is characterized by gastro-intestinal, cerebrospinal, and cutaneous symptoms. The skin is affected with an erythematous eruption, especially of the exposed parts of the body, and sometimes with desquamation, erosion, or crusting. It comes on rapidly and the eruption is confined to parts which are exposed to the sun. Therefore it is apt to begin on the back of the hands. The digestive derangement may consist of either anorexia, dyspepsia, vomiting, or diarrhea. The nervous symptoms, which are usually grave, may assume the form of either melancholia, mania, convulsions, or idiocy. [Ital., *pelle*, skin, + *agro*, rough.]

pellagrazein (pel-ah-gra'se-in). Poisonous ptomaines found in damaged maize. Some authorities believe them to be the cause of pellagra.

pel'let. A small pill.

pelletierin (pel-let-i'e-rin). An alkaloid, $C_8H_{12}NO$, found, along with isop', methylp', and pseudop', in the root bark of *Punica granatum*. Isop' is distinguished from p. only by being optically inactive. **pelletierinae tannas**. A mixture in varying proportions of the tannate of the four alkaloids, mentioned under p. [U. S. Ph.]. [From Bertrand Pelletier, French chemist, 1761-1797.]

pellicle (pel'ik-l). See *pellícula*.

pellicula. 1. A very thin membrane or scum. 2. A valve of the heart.

pellotin (pel'ō-tin). An alkaloid, C₁₃H₁₉NO₃, obtained from *Anhalonium Williamsii*; a hypnotic.

pelma (pel'mah). The sole of the foot. [Gr., *pelma*, sole.]

pelosin (pel'ō-sin). An alkaloid from *Cismampelos*; identical with *beberin* and with *buxin*.

pelotherapy (pe-lo-ther'ap-e). The use of earth or mud in therapy. [Gr., *pelos*, mud, + *therapeia*, treatment.]

pelation (pel-ta'shun). The protective influence exerted by serum inoculation. [Lat., *pelta*, a shield.]

pelvic. Pertaining to or situated in the pelvis. [Lat., *pelvicus*, from *pelvis*, basin.]

pelviography (pel-vig'raf-e). The systematic description of pelves. [Lat., *pelvis*, pelvis, + *graphein*, to write.]

pelvimeter (pel-vim'et-er). An instrument for measuring the dimensions or proportions of the pelvis, shaped like the calipers used in carpentering and engineering. [Lat., *pelvis*, the pelvis, + Gr., *metron*, a measure.]

pelvimetry (pel-vim'et-re). The measurement of the dimensions or proportions of the pelvis. **combined p.** P. by a combination of the external with the internal method. **digital p.** P. by hand.

external p. An external measurement of the pelvis for the purpose of deducing therefrom the internal diameters. **internal p.** A measurement of the internal diameters of the pelvis. [Lat., *pelvis*, the pelvis, + Gr., *metron*, a measure.]

pel'vis. 1. The osseous structure formed by the innominate bones, the sacrum, the coccyx, and the ligaments uniting them. It articulates through the sacrum with the vertebral column, and serves as a support for the posterior limbs. 2. The cavity included within these bones. It is divided into a false, or superior, p., and a true, or inferior, p., by a plane passing through the promontory of the sacrum, the iliopectineal line, and the upper border of the symphysis pubis, the circumference of this plane constituting the inlet of the true p. The lower margin of the true p. is formed by the coccyx, the tuberosities of the ischia, the ascending rami of the ischia, the descending rami of the ossa pubis, and the sacrosacral ligaments. In the female all its diameters are slightly greater than in the male. 3. Any basin-shaped structure or cavity. See *p. of the kidney*. **contracted p.** A p. the shape of which is changed by contraction in one or more diameters. Contracted p's are classified by Jarnier and Budin in six classes, viz.: I. Pelvic anomalies due to excess of malleability of the pelvic bones. II. Abnormalities due to abnormal transmission of body weight to the pelvis. III. Anomalies resulting from abnormal articulation of the vertebral column with the sacrum. IV. Anomalies resulting from the abnormal direction of the upward and inward force exerted by

the femora. V. Anomalies resulting from primary defects in the development of the pelvic bones. VI. Atypical deformities.

cordate p. The normal form of the pelvic inlet in women of European races, the ratio of the conjugate to the transverse diameter, being as four to five.

dwarf p. That variety of the p. equabiliter justo minor in which the p. preserves its feminine type, but is small in conformity with the general dwarfed condition of the individual. **p. equabiliter justo major.** Syn.: *justo major p.* A p. in which all the diameters are above the standard in about the same proportions.

p. equabiliter justo minor. Syn.: *justo minor p.*, *p. ubique justo minor.* A p. in which all the diameters are below the standard in about the same proportions. **female p.** See under def. 2. **floor of the p.** In gynecology, obstetrics, etc., the pelvic fascia, the levator ani, transversus perinei, sphincter vaginae, and sphincter ani muscles, together with the cellular tissue connecting all these structures. **masculine p.** That variety of the p. equabiliter justo minor in which, while it may have the feminine form in general or resemble the male type, the promontory of the sacrum is high, the ilia are steep, the symphysis pubis is convex and erect, the sacrum is small, and the bones are of uncommonly heavy build. **Naegeli's p.** Syn.: *oblique p.* See under *Naegeli*.

p. major. The false pelvis. **p. minor.** The true pelvis. **p. nana.** See *dwarf p. p.*

of the kidney. The cavity into which the ureter seems to dilate after it has entered the body of the kidney. **simple flat p.** A non-rhachitic contracted p. in which the flattening is due to the sacrum having advanced between the iliac bones, producing an increase in the transverse width of the p. **split p.** A rare form of deformed p. in which there has not been union between the pubic bones at the symphysis. **superior p.** The false pelvis. [Lat., *pelvis*, a basin.]

pemphigus (pem'fig-us). A skin disease characterized by the primary occurrence of bullae in the skin, not bullae occurring in the course of some other skin affection. When unqualified, the term p. is understood to mean p. chronicus. The lesions of the disease are bullae which develop usually with discoverable preliminary erythema. At first they are tense and translucent, with thin walls and without perceptible areolae, varying in size from a pea to an egg. Their duration is one to two weeks and they heal quickly, leaving no scar. The constitutional symptoms are slight fever and malaise. **p. acutus.** A form in which the cutaneous lesions are the same as in p. chronicus, but the constitutional symptoms, usually of little moment in the chronic form, are marked and the disease is apt to terminate fatally. **p. foliaceus.** This variety presents an essential difference from p. chronicus, in that the lesions, instead of healing rapidly, remain as excoriations or

leave denuded areas from which epidermal scabs are constantly thrown off. **p. vegetans.** In this form of *p.* the excoriations left by the bullae persist and papillomatous vegetations develop in them. It is a very rare disease. [Gr., *pemphix*, a blister.]

pen'cil. A pointed instrument used for writing or drawing. In pharmacy, a pencil-shaped medicine, such as a stick of lunar caustic.

pen'dular. Hanging or swinging. **p. movements.** See under *movement*. [Lat., *pendulus*, hanging.]

Penicillium (pen-is-il'le-um). Pencil fungus; bread mold. A genus of fungi, of the order of *Ascomycetes*, growing on organic substances. **P. barbae.** A species found on the hairs of the beard and on those of the body. **P. brevicaulis.** Found in onychomycosis. **P. glaucum.** Common mildew or blight, the type of the genus; a highly polymorphic fungus the mycelium of which produces an abundance of conidia in long chains. It is common on moldy bread and other moist substances, and one variety, *P. crustaceum*, is used in the barren mycelioid stage in the domestic manufacture of vinegar from saccharine liquor, on the surface of which it forms a tough, leatherlike substance known as the vinegar plant. **P. minimum.** Found in inflammation of the ear. **P. roseum.** A rose-colored species found on bread, reaching its full growth a few hours after the bread leaves the oven; probably a variety of *P. glaucum*. [Lat., *penicillum*, a brush.]

penile (pe'n'il). Pendulous, dependent; pertaining to the penis. [Lat., *penilis*, from *penis*, tail.]

penis (pe'n'is). The male organ of generation. [Lat.]

penischisis (pen-is'kis-is). A split or fissure of the penis. [*Penis*, + Gr., *schisis*, splitting.]

Penjdeh sore. See *oriental sore*.

penta-, pent-. Combining form of Gr., *pente*, five.

pentabromid (pen-tah-bro'mid). A compound of 5 atoms of bromin and a certain definite quantity of an element or radicle assumed as unit of comparison.

pentacetate (pen-tas'et-ät). 1. A compound with 5 molecules of acetic acid. 2. Containing 5 atoms.

pentachlorid (pen-tah-klo'rid). A chlorine compound analogous to a pentabromid.

pen'tad. An element or radicle with a valency of five. [Gr., *pente*, five.]

pentahydric (pen-tah-hi'drik). Used in connection with chemical names denoting that the compound has five hydroxy (OH) groups.

pen'tal. Trimethylethylene, C_5H_{10} ; an anesthetic used in minor surgery, and in dental practice.

pen'tane. A hydrocarbon, C_5H_{12} , of the paraffin series.

Pentastoma (pen-tas'to-mah). Syn.: *Linguatula serrata*. A genus of the order *Acarina*, being a form of ticks with hooks

at the mouth and vermiform bodies. They are parasitic in man and dogs. Found in Europe and Africa. **P. denticulatum.** The pupal stage of *P. taenioides*; also of a separate variety; of *Rudolphi*, the *P. taenioides*. It is found encysted in the ox and some other animals and sometimes invades the human body. **P. taenioides.** A species the male of which is 18 to 20 mm. long and 3 mm. wide. The head is truncated and the mouth broad, with a horny lip. It is found in man in the larval condition and sometimes, though rarely, in the adult form. It infests the lung, liver, spleen, and intestinal wall. In the mature stage it inhabits the nostrils and frontal sinuses of the dog and the wolf. [Gr., *pente*, five, + *stoma*, the mouth.]

pentasulphid (pen-tah-sul'fid). A sulphur compound analogous to a pentabromid.

pentatomic (pent-at-om'ik). Containing 5 atoms of replaceable hydrogen in the molecule.

pentavalent (pen-tav'al-ent). Having a valency of five.

pentiodid (pent-i'o-did). An iodine compound analogous to a pentabromid.

pen'tosan. A digestive principle of the stomach. In an acid reaction, it has the property of converting the proteids of the food into soluble compounds, the proteins (or albumoses) and peptones. It is used as a remedy for dyspepsia.

pen'tose. Any one of the carbohydrates which contain five atoms of carbon. The most important are arabinose, ribose, and xylose. They do not ferment with baker's yeast. After the use of morphin, a pentose is excreted in the urine.

pentosuria (pen-to-su're-ah). The presence of pentose in the urine. [*pentose*, + Gr., *ouron*, the urine.]

pentoxid (pen-toks'id). An oxygen compound analogous to a pentabromid.

pentyl (pen'til). A univalent hydrocarbon radicle, C_5H_{11} .

pentylic (pen-til'ik). Pertaining to pentyl or amyl.

Pen'zoldt ac'etone reac'tion. A saturated solution of ortho-nitrobenzaldehyd, when treated with a solution and then with caustic soda, turns yellow, then green, and finally blue. The indigo blue which is formed is made more apparent by shaking with chloroform, in which it is soluble.

pepastic (pe-pas'tik). Of medicines, digestive.

pe'po. 1. The gourd fruit; the characteristic fruit of the *Cucurbitaceae*. 2. [U. S. Ph.]. The seed of *Cucurbita p.*; pumpkin seed. Pumpkin seed is sometimes used in teniafuge mixtures. 3. The genus *Cucurbita*. [Gr., *pepon*.]

pep'per. See *piper*.

pep'permint. See *Mentha piperita*, under *Mentha*. **Chinese oil of p.** A volatile oil, containing a large proportion of menthol, distilled from *Mentha arvensis glabrata*. **essence of p.** See *spiritus menthae piperitae*. **Japanese oil of p.** A volatile oil distilled from *Mentha arvensis piperascens*. **oil of p.** The volatile oil

of *Mentha piperita* [U. S. Ph., Br. Ph.].
pep'sin. Syn.: *peptic ferment*. The main digestive principle of the gastric juice; also a preparation of the same made from the mucous membrane of the stomach of the hog, sheep, or calf. It has the power of converting proteids into peptones. It requires an acid medium for its action.
vegetable p. A ferment occurring in the glandular secretion of insectivorous plants. It has the property of dissolving albuminoids, and is analogous to, if not identical with, the p. of the gastric juice of animals. The p. of the U. S. Ph. and the Br. Ph. must be capable of digesting 3000 times its weight of freshly coagulated and disintegrated egg albumin [U. S. Ph.] or 2500 times its weight of hard-boiled white of egg [Br. Ph.]. [Lat., *pepsinum*, from Gr., *pepsis*, digestion.]
pepsinogen (pep-sin'o-gen). The preliminary material or proferment from which pepsin is formed. It exists in the gland cells in the form of granules, and it is activated to pepsin by the hydrochloric acid of the secretions.
pepsinum (pep-se'num). See *pepsin* [U. S. Ph., Br. Ph.].
essentia pepsini. An aromatic vinous solution of about 2 per cent. of pepsin [U. S. Ph.].
glycerinum pepsini. A preparation containing pepsin, hydrochloric acid, glycerin, and distilled water [N. F., Br. Ph.].
liquor pepsini. A clear, bright yellow liquid, containing 5 per cent. of pepsin in wine [N. F.].
p. saccharatum. Pepsin prepared from the stomach of the hog (or from the rennet bag of the sheep or ox) and mixed with milk sugar, so as to form a white powder of slight taste and smell, not wholly soluble in water [U. S. Ph., 1890].
vinum pepsini. A preparation containing about 1.5 per cent. of pepsin in water [N. F.].
peptid (pep'tid). A compound of two or more amido acids.
peptinotoxin (pep-tin-o-toks'in). A poisonous product of the intestines due to defective gastric digestion.
peptoid (pep'toid). A proteolytic digestive product.
peptomangan (pep-to-man'gan). A proprietary compound of manganese, peptone, and iron.
peptomedullin (pep-to-med-ul'in). A peptonized preparation of bone marrow.
pep'tone. A form of protein produced by the hydrolytic action of pepsin or trypsin. It is very soluble, diffusible and not coagulated by boiling.
gelatin p. A variety of p. produced by the action of pepsin on gelatin.
p. blood, p. plasma. The incoagulable or slowly coagulable blood, produced in some animals, e. g., the dog, by the sudden injection into the circulation of solutions of Witte's peptone in the proportion of 0.3 gms. to each kilogram of the animal. [Gr., *pepton*, digesting.]
peptonization (pep-ton-iz-a'shun). The process of conversion into peptones.
peptonoids (pep'to-noyds). A proprietary

preparation, containing about 17 per cent. alcohol and having a nutritive value about equal to that of milk (liquid p.) or a powder containing about 40 per cent. proteins and 55 per cent. carbohydrates, 500 gms. corresponding to approximately 2000 calories (dry p.).
peptonuria (pep-ton-u're-ah). The excretion of peptones in the urine. Albuminuria. [*Peptone*, + Gr., *ouron*, urine.]
peptotoxin (pep-to-toks'in). Of Brieger, a very poisonous ptomain, isolated from putrid albuminates and from peptonized fibrin, casein, brain, liver, and muscles in the early period of decomposition.
peptozym (pep'to-zim). A hypothetical substance, occurring in Witte's peptone, which is responsible for producing (for a time) an incoagulable condition of the blood, when the peptone solution is injected into the circulation of a dog in amounts equal to 0.3 gms. of peptone to one kilogram of the animal.
per-. Prefix from Lat., preposition, *per*, through, by, by means of; used in chemical nomenclature to denote the maximum of some element in a chemical combination.
peracephalus (per-ah-sef'al-us). Of G. St.-Hilaire, a genus of monsters of the *acephalia*, characterized by an asymmetrical body with the different regions quite distinct, but with a deformed or absent thorax and without the thoracic limbs. [Lat., *per*, through, + Gr., *akephalos*, without a head.]
perbromic (per-bro'mik). See *perchloric*.
perbromid (per-bro'mid). See *perchlorid*.
perchlorate (per-klo'rät). A salt of perchloric acid.
perchloric (per-klo'rik). Containing chlorine combined with a greater relative amount of oxygen than is present in the chloric compounds. Perbromic and periodic are analogous terms.
perchlorid (per-klo'rid). That one of two or more compounds of chlorine with an element or radicle which contains the greatest relative amount of chlorine.
percolate (per'ko-lät). A solution obtained by percolation.
percolation (per-ko-la'shun). The process of extracting a drug by packing the drug (in powder) in a percolator (*q. v.*) and causing an aqueous or spirituous menstruum to pass through it. [Lat., *percolare*, to strain through.]
percolator (per'ko-la-tor). A conical or cylindrical vessel in which is to be packed a drug through which a liquid poured on above it is allowed to trickle through a smaller aperture at the bottom.
percussion (per-kus'shun). 1. A method of physical examination by tapping on the surface overlying a part or organ in order to ascertain its condition by the sounds elicited. 2. A therapeutic measure consisting of repeated tapping of a part.
auscultatory p. P. combined with auscultation of the part percussed.
immediate p. P. in which the region examined is struck directly with the finger. **me-**

- diate p.** P. in which a pleximeter is used. [Lat., *percutere*, to strike through.]
- percussor** (per-kus'sor). A small hammer used for percussion.
- pererin** (per-e'ir-in). An alkaloid of the probable formula, $C_{15}H_{24}N_2O$, found in the bark of *Geissospermum laeve*.
- perencephalia, perencephaly** (per-en-sef'al-e-ah, per-en-sef'al-e). A condition characterized by the presence of multiple cystic brain tumors. [Gr., *pera*, a pouch, + *egkephalos*, brain.]
- perforation** (per-for-a'shun). The act of boring or piercing through a part. [Lat., *perforare*, to bore through.]
- perforator** (per'for-a-tor). Any instrument or apparatus used for perforating; an instrument for perforating the fetal skull in the operation of craniotomy.
- trephine p.** A p. having a long shaft, with a trephinelike extremity, for removing a disk of bone from the fetal skull. [Lat., *perforare*, to bore through.]
- perfusion** (per-fu'shun). The passing of a fluid through the channels in a structure, e. g., through the vessels of an isolated animal organ. [Lat., *perfusio*.]
- perhydrate, perhydroxid** (per-hi'drät, per-hi-droks'id). That one of two or more hydroxids which contains the greatest relative amount of hydroxyl.
- perhydrol** (per-hi'drol). A trade name for a solution containing 30 per cent. of hydrogen dioxide.
- peri-**. Prefix from the Gr., *peri*, signifying around.
- peri-adenitis** (per'e-ad-en-i'tis). Inflammation of the tissues around a gland. [Gr., *peri*, around, + *aden*, a gland, + *itis*, inflammation.]
- peri-angiocholitis** (per'e-an''je-o-ko-li'tis). Inflammation of the tissue surrounding the biliary canaliculi and canals. [Gr., *peri*, around, + *ageion*, a vessel, + *cholos*, bile, + *itis*, inflammation.]
- peri-angioma** (per-e-an-je-o'mah). A tumor or capillary growing from the outer coat and sheath of an artery. See *perithelioma*. [Gr., *peri*, around, + *ageion*, a vessel, + *oma*, tumor.]
- peri-arteritis** (per'e-ar-ter-i'tis). Inflammation of the outer coat of an artery. [Gr., *peri*, around, + *arteria*, an artery, + *itis*, inflammation.]
- peri-arthritis** (per'e-ar-thri'tis). Inflammation of the tissues about a joint. [Gr., *peri*, around, + *arthron*, a joint, + *itis*, inflammation.]
- periblastula** (per-e-blas'tu-lah). An ovum in a slightly more advanced stage than a perimorula, the cells of the outer layer being more clearly defined and more highly developed. [Gr., *peri*, around, + *blastos*, a sprout.]
- peribronchial** (per-e-bron'ke-al). Surrounding a bronchus. [Gr., *peri*, around, + *brogchos*, a bronchus.]
- peribronchitis** (per-e-bron-ki'tis). Inflammation of the tissue surrounding the bronchi.
- pericarditic** (per-e-kar-di'tik). Pertaining to pericarditis.
- pericarditis** (per'e-kar-di'tis). Inflammation of the pericardium.
- dry p.** P. without effusion.
- fibrinous p.** P. with fibrinous exudation.
- fibrous p.** P. with an exudation of pus.
- p. adhesiva.** P. with adhesion of the pericardium to the heart.
- p. obliterans.** P. causing the heart and pericardium to be everywhere united by fibrous adhesions. [Gr., *perikardion*, pericardium, + *itis*, inflammation.]
- pericardium** (per-e-kar'de-um). The somewhat conical membranous sac that contains the heart. It is attached by its base to the central tendon of the diaphragm, and its apex surrounds the vessels arising from the base of the heart. It consists of a dense external fibrous layer, which is continued up on to the great vessels in tubular prolongations that blend above with the cervical fascia. The internal or serous layer covers the heart and the origins of the great vessels, and is reflected upon the inner surface of the outer layer, forming a closed sac which secretes a thin watery fluid. See *epicardium*.
- p. externum.** The fibrous layer of the p.
- p. internum.** The serous layer of the p.
- p. parietale.** See *p. externum*.
- visceral p.** See *p. internum*. [Gr., *peri*, around, + *kardia*, the heart.]
- pericardosis** (per'e-kar-do'sis). Bacterial infection of the pericardium.
- pericholecystitis** (per'e-ko''le-is-ti'tis). Inflammation of the tissue about the gall-bladder. [Gr., *peri*, about, + *chole*, bile, + *kystis*, a bladder, + *itis*, inflammation.]
- perichondritis** (per'e-kon-dri'tis). Inflammation of the perichondrium. [Gr., *peri*, around, + *chondros*, cartilage, + *itis*, inflammation.]
- pericranium** (per-e-kra'ne-um). The outer pericostium of the skull. **p. internum.** See *endocranium*. [Gr., *peri*, around, + *kranion*, the skull.]
- pericystitis** (per'e-sis-ti'tis). Inflammation of the peritoneum covering the bladder or of the connective tissue surrounding it. [Gr., *peri*, around, + *kystis*, the bladder, + *itis*, inflammation.]
- pericystium** (per-e-sist'e-um). The vascular covering of certain cysts.
- pericytial** (per-e-sis'h'al). Surrounding a cell. [Gr., *peri*, around, + *kytos*, cell.]
- pericytula** (per-e-sit'u-lah). A fecundated ovum before superficial segmentation occurs, in which the formative yolk completely surrounds the nutritive. [Gr., *peri*, around, + *kytos*, a hollow.]
- periderm** (per'e-derm). The rete Malpighii of the skin. [Gr., *peri*, around, + *derma*, skin.]
- peridesmic** (per-e-dez'mik). Around a ligament. [Gr., *peri*, about, + *desmos*, band.]
- perididymis** (per-e-did'im-us). The tunica albuginea testis. [Gr., *peri*, around, + *didymos*, testicle.]
- peri-endothelioma** (per'e-en-do-the-le-o'-mah). A tumor presenting the characteristics of perithelioma and endothelioma combined. [Gr., *peri*, around, + *endothelioma*.]
- peri-enteron** (per-e-en'ter-ton). The prim-

- itive perivisceral cavity of the embryo. [Gr., *peri*, around, + *enteron*, intestine.]
- peri-esophagitis** (per''e-sof-aj-i'tis). Inflammation of the connective tissue surrounding the esophagus. [Gr., *peri*, around, + *oisophagos*, the gullet, + *itis*, inflammation.]
- perigastrula** (per-e-gas'tru-lah). The bladder gastrula; a gastrula in which the cleavage cavity is filled with unsegmented (ungrooved) nutritive yolk. [Gr., *peri*, around, + *gaster*, the belly.]
- perihepatitis** (per''e-hep-at-i'tis). Inflammation of the peritoneal coat of the liver. [Gr., *peri*, around, + *epar*, the liver, + *itis*, inflammation.]
- perilymph** (per'e-limf). A pale, limpid fluid which is poured into the labyrinth from the subarachnoid space through the foramina acustica and leaves the labyrinth through the aqueductus cochleae. It is contained in the space between the osseous and membranous labyrinths. [Gr., *peri*, around, + *lymph*, lymph.]
- perimeter** (per-im'it-er). An instrument for measuring or charting the field of vision in a fixed position of the eye. [Gr., *peri*, around, + *metron*, a measure.]
- perimetritis** (per''e-met-ri'tis). 1. Inflammation of the peritoneal coat of the uterus. 2. See *parametritis*. [Gr., *peri*, around, + *metra*, the uterus, + *itis*, inflammation.]
- perimetrium** (per-e-me'tre-um). The peritoneal coat of the uterus. [Gr., *peri*, around, + *metra*, the uterus.]
- perimorula** (per-e-mor'u-lah). An ovum in the morula stage, where the nutritive yolk is completely surrounded by a layer of cells derived from the formative yolk. See *periblastula*. [Gr., *peri*, around, + *moron*, mulberry.]
- perimysium** (per-e-mis'e-um). The areolar tissue of striated muscle. **p. externum**. The areolar tissue enveloping an entire muscle. **p. internum**. The areolar sheath of the muscular fasciculi. [Gr., *peri*, around, + *mys*, a muscle.]
- perineal** (per-e-ne'al). Pertaining to or situated in or on the perineum.
- perineo-**. Combining form of Lat., *perineum*, signifying the region of the body between the anus and the scrotum or vulva.
- perineoccele** (per-e-ne'o-sel). A perineal hernia, between rectum and prostate or between the rectum and the vagina. [Gr., *perinaion*, perineum, + *kele*, hernia.]
- perineorrhaphy** (per''e-ne-or-ra-fe). The operation of suturing a ruptured perineum and pelvic floor. **flap-splitting operation for p.**, **Tait's operation**. See under *Tait*. [Gr., *perinaion*, the perineum, + *raphe*, a seam.]
- perinephric** (per-e-nef'rik). Surrounding the kidney; pertaining to the perinephrium. [Gr., *peri*, around, + *nephros*, the kidney.]
- perinephritic** (per''e-nef-rit'ik). 1. Pertaining to perinephritis. 2. See *perinephric*.
- perinephritis** (per''e-nef-ri'tis). Inflammation of the perinephrium. [Gr., *peri*, around, + *nephros*, the kidney, + *itis*, inflammation.]
- perinephrium** (per''e-nef'ri-um). The areolar tissue enveloping the kidney. [Gr., *peri*, around, + *nephros*, kidney.]
- perineum** (per-e-ne'um). The space bounded by the anus behind, the external genital organs in front, and the ischial tuberosities laterally. [Gr., *perinaion*.]
- perineuritis** (per''e-nu-ri'tis). Inflammation of the epineurium. **p. optica**. P. of the optic nerve. [Gr., *peri*, around, + *neuron*, a nerve, + *itis*, inflammation.]
- perineurium** (per-e-nu're-um). The special sheath of a funiculus of nerve fibers. **p. internum**. See *neuroglia*. [Gr., *peri*, around, + *neuron*, a nerve.]
- period** (per'e-od). 1. The time during which a process or a condition continues, or at which an act or an event takes place. 2. The menses. **childbearing p.** The p. of life in the female during which she is capable of procreation, extending from puberty to the menopause. **dodging p.** A vulgar term for the menopause. **incubation p. of disease, incubative p.** See *incubation* (2d def.). **latent p.** The time elapsing between stimulation and the resulting response. Used especially in connection with muscular contraction. **menstrual p.** An individual act of menstruation. **puerperal p.** The p. that elapses between delivery and the first menstruation thereafter; or the p. between delivery and the approximate return of the parts altered by pregnancy (except the breasts) to their original condition. [Gr., *peri*, around, + *odos*, a way.]
- periodate** (per-i-o'dat). A salt of periodic acid.
- periodic** (per-i-o'dik). See under *perchloric*.
- periodic** (per-e-od'ik). Recurring at certain intervals. **p. law**. See under *law*.
- periodicity** (pe-re-od-is'it-e). The quality of recurring after definite intervals. [Lat., *periodicitas*, from Gr., *periodikos*, periodical.]
- periodic system of the elements**. The division of the chemical elements into groups based upon their comparative atomic weights.
- peri-onychium** (per''e-o-nik'e-um). The epidermis about the nail. [Gr., *peri*, around, + *onyx*, the nail.]
- peri-optometry** (per''e-op-tom'et-re). The determination or measurement of the acuteness of vision in the peripheral parts of the retina. [Gr., *peri*, around, + *optos*, visible, + *metron*, a measure.]
- peri-orchitis** (per''e-or-ki'tis). Inflammation of the tunica vaginalis testis. [Gr., *peri*, around, + *orchis*, the testicle, + *itis*, inflammation.]
- peri-oste-**. Combining form of Lat., *periosteum*, periosteum.
- peri-osteoma** (per''e-os-te-o'mah). A bony tumor developed from a matrix resembling the deeper layers of the periosteum. [Gr., *peri*, around, + *osteon*, a bone, + *oma*, tumor.]
- peri-osteophyte** (per-e-os'te-o-fit). A bony growth from the periosteum. [Gr., *peri*,

around, + *osteon*, a bone, + *phyton*, a growth.]

peri-osteosis (per-e-os-te-o'sis). 1. Periostitis with swelling of the periosteum and often necrosis of the bone. 2. A fusiform variety of exostosis. [Gr., *peri*, around, + *osteon*, a bone.]

peri-osteotomy (per'e-os-te-o'to-me). The operation of making an opening in the periosteum. [Gr., *peri*, around, + *osteon*, a bone, + *tomē*, a cutting.]

peri-osteum (per-e-os'te-um). A strong fibrous membrane which surrounds and is closely adherent to the bones except where they are covered with cartilage.

p. externum. The p. covering the external surface of bones. **p. internum**. See *endosteum*. [Gr., *peri*, around, + *osteon*, a bone.]

peri-ostitis (per'e-os-ti'tis). Inflammation of the periosteum. [Gr., *peri*, around, + *osteon*, a bone, + *itis*, inflammation.]

peri-ostoma (per-e-os-to'mah). An adventitious osseous formation surrounding a bone.

periphacitis (per'e-fas-i'tis). Inflammation of the capsule of the lens of the eye.

peripherad (per-if'er-ad). 1. Toward the circumference. 2. In anatomy, away from the heart or the central nervous system. [Gr., *periphēria*, the circumference.]

peripheral (per-if'er-al). 1. Pertaining to, situated at or near, or connected with the periphery. 2. In anatomy, applied mostly to the blood vessels or nerves extending from the heart or from the brain and spinal cord considered as centers. [Gr., *peri*, around, + *pherein*, to carry.]

periph'eral line of vis'ion. See under *vision*.

Periploca (per-ip'lo-kah). A genus of twining shrubs. **P. graeca**. Climbing dog's bane. All parts of the plant contain an acrid juice which has been used in the East for poisoning wolves. See *periplocin*. [Gr., *periplekein*, to twine round.]

periplocin (per-ip-lo'sin). A glucosid, $C_{30}H_{48}O_{12}$, identical with strophanthin, or nearly so.

peripol'ar. Surrounding poles, as of regions surrounding the positive and negative poles of molecules.

periproctitis (per'e-prok-ti'tis). Inflammation of the connective tissue surrounding the rectum. [Gr., *peri*, around, + *proktos*, the rectum, + *itis*, inflammation.]

periprostatitis (per'e-pros-tat-i'tis). Inflammation of the tissue surrounding the prostate. [Gr., *peri*, around, + *prostates*, prostate, + *itis*, inflammation.]

perisalpingitis (per'e-sal-pin-ji'tis). Inflammation of the tissues about the fallopian tube. [Gr., *peri*, around, + *salpigx*, tube, + *itis*, inflammation.]

perisopic (per-e-skop'ik). Concavoconvex (said of lenses, because p. lenses give a more distinct view of the peripheral parts of the visual field). **p. glasses**. See under *glasses*. [Gr., *periskopein*, to look round.]

perisplenitis (per'e-splen-i'tis). Inflam-

mation of the tissues surrounding the spleen. **capsular p.** P. limited to the peritoneal covering of the spleen. [Gr., *peri*, around, + *splen*, the spleen, + *itis*, inflammation.]

peristalsis (per-is-tal'sis). The progressive contraction of tubular organs of the body, especially of the intestines, due to the successive contractions of the circular muscular fibers from above downward, whereby the contents of the organs are carried onward. [Gr., *peri*, around, + *stalsis*, a compression.]

peristaltic (per-e-stal'tik). Pertaining to peristalsis.

perithelioma (per'e-the-le-o'mah). A tumor composed of capillaries running in various directions lined with endothelioma and surrounded by a mass of cells many layers deep and radially arranged. These cells spring from the perithelium which lines the perivascular spaces of blood vessels. [Gr., *peri*, around, + *thelē*, the nipple, + *oma*, a tumor.]

perithelium (per-e-the'le-um). The partial or complete sheath of a capillary, small artery, or vein, formed by the branched cells of the surrounding areolar or adenoid tissue, the branched cells being in intimate connection with the cells forming the proper wall of the vessel; also, one of those branched cells. [Gr., *peri*, around, + *thelē*, a nipple.]

peritoneal (per-e-ton-e'al). Of or pertaining to the peritoneum.

peritoneum (per-e-ton-e'um). The largest serous membrane of the body which lines the abdominal cavity and furnishes a more or less complete investment for the abdominal viscera except the kidneys (which are retroperitoneal), and retains them in position by its duplicatures. It is divided into two portions, the parietal (that lining the wall of the abdomen) and the visceral (covering the viscera). It forms a closed sac except in the female, where it communicates with the exterior by means of the oviducts. **abdominal p.** The portion of the p. which lines the inner surfaces of the abdominal parietes. **genito-urinary p.** The retrovesical folds. **parietal p.** That which lines the abdominal and pelvic walls and the under-surface of the diaphragm. **subduodenal p.** The folds and ligaments of the p. below the duodenum. **supraduodenal p.** The folds and ligaments of the p. above the duodenum. **visceral p.** The portion of the p. which invests more or less completely the abdominal organs except the kidneys. [Gr., *peritonaion*, from *peri*, around, + *teinein*, to stretch.]

peritonism (per'it-on-ism). A sort of false peritonitis in which the symptoms are those of peritonitis with rigidity and tenderness of the abdomen, but there is no inflammation of the peritoneum.

peritonitis (per-it-on-i'tis). Inflammation of the peritoneum. **general p.** Inflammation of the major part of the peritoneum. **localized p.** Inflammation of a circumscribed area of the peritoneum. **p. deformans**. Syn.: *cirrhosis peritonei*.

- Of Klebs, p. with hyperplasia of the peritoneal tissue. [Gr., *peritoneion*, peritoneum, + *itis*, inflammation.]
- peritonsillar** (per'e-ton-sil-ar). Near to, or surrounding, the tonsil. **p. abscess.** See *abscess*. [Gr., *peri*, around, + Lat., *tonsilla*, a tonsil.]
- peritonillitis** (per'e-ton-sil-i'tis). Inflammation of the tissue around the tonsils. [Gr., *peri*, around, + Lat., *tonsilla*, a tonsil, + Gr., *itis*, inflammation.]
- peritricha** (per-it'rik-ah). Bacilli having flagella projecting from all parts of the cellular membrane. [Gr., *peri*, around, + *thrix*, hair.]
- peritrichal** (per-it'rik-al). A term applied to flagella or cilia projecting from all parts of the cellular membrane. [Gr., *peri*, round, + *thrix*, hair.]
- peritrichous** (per-it'rik-us). See *peritrichal*.
- perityphlitis** (per'e-tif-li'tis). Inflammation of the peritoneal coat of the cecum. [Gr., *peri*, around, + *typhlon*, the cecum, + *itis*, inflammation.]
- peri-urethritis** (per'e-u-re-thri'tis). Inflammation of the connective tissue surrounding the urethra. [Gr., *peri*, around, + *ourethra*, the urethra, + *itis*, inflammation.]
- perivaginitis** (per'e-vaj-in-i'tis). Inflammation of the cellular tissues about the vagina. [Gr., *peri*, around, + Lat., *vagina*, sheath, + Gr., *itis*, inflammation.]
- perivascular** (per-e-vas'ku-lar). Situated about a blood vessel.
- per'kinism**. A form of suggestive therapeutics in which the treatment consisted in rubbing on the skin two "tractors," or pointed rods, made of different metals. [*E. Perkins*, an American physician, 1740-1799.]
- permanganas** (per-man'gan-as). See *permanganate*.
- permanganate** (per-man'gan-ät). A salt of permanganic acid.
- permanganic** (per-man-gan'ik). Containing manganese combined with a greater proportion of oxygen than in the manganic compounds.
- pernicious** (per-nish'us). Destructive in character; of diseases, virulent, of a very grave or deadly type. **p. anemia.** See under *anemia*. [Lat., *perniciosus*, from *pernicies*, destruction.]
- pernio** (per'ne-o). See *chilblains*. [Lat.]
- per'ogen, per'ogen bath.** Oxygen bath salts, a preparation consisting of a catalyzer and sodium phosphate, capable of yielding 10 per cent. of oxygen. The two substances are wrapped separately and mixed when used for the bath.
- peronarthritis** (per'o-nar-thro'sis). A joint in which the articular surfaces are both concave and convex, as in the carpometacarpal articulation of the thumb. [Gr., *perone*, the tongue of a buckle, + *arthron*, a joint.]
- peroneal** (per-o-ne'al). Pertaining to or situated near the fibula. [Gr., *perone*, the fibula.]
- peroneo-**. Combining form of Lat., *peroneus*, having to do with the fibula.
- peroneus** (per-o-ne'us). See *table of muscles*, under *muscle*. [Gr., *perone*, the fibula.]
- peronin** (per'o-nin). The hydrochlorid of the benzyl ether of morphin; an anodyne.
- peroxid** (per-oks'id). 1. Of two or more compounds of oxygen with the same element or radicle, the one which contains the greatest relative amount of oxygen. 2. See *hydrogen peroxid*, under *hydrogen*.
- peroxidase** (per-oks'id-äs). An enzyme of plant and animal tissue, which causes an oxidation in the presence of hydrogen peroxid.
- peroxol** (per-oks'öl). A generic name for various antiseptic preparations containing hydrogen peroxid.
- peroxyhydrate** (per-oks-e-hi'drät). The hydrate of a peroxid.
- perplication** (per-plik-a'shun). A method of closing the end of a severed blood vessel by isolating the extremity, making a small hole in its side at a little distance from the end, introducing the points of a fine forceps through the puncture, seizing the free end, and drawing it backward through the puncture in the side. [Lat., *per*, through, + *plicare*, to fold.]
- per rec'tum**. By or through the rectum. [Lat.]
- perseveration** (per-sev-er-a'shun). Tendency to marked repetition of letters, words, syllables, or ideas. [Lat., *perseverare*, to persist.]
- Persica** (per'sik-ah). A genus of rosaceous trees. **P. vulgaris.** The peach tree, *Amygdalus p.* The flowers, the leaves, the bark, and especially the kernels of the fruit, yield hydrocyanic acid. [Gr., *persikos*, Persian.]
- perspiration** (per-spi-ra'shun). The liquid secreted by the sweat glands of the skin. It has a low specific gravity and contains chiefly inorganic salts with traces of organic substances, such as urea. **insensible p.** P. which evaporates as quickly as formed, so as not to form visible drops. **sensible p.** P. in which the watery element collects on the skin in the form of visible moisture. [Lat., *per*, through, + *spirare*, to breathe.]
- persulphate** (per-sul'fat). Of two or more sulphates of the same radicle, that one which contains the greatest proportionate amount of the sulphuric acid radicle.
- persulphid** (per-sul'fid). Of two or more compounds of sulphur with the same element or radicle, that one which contains the greatest amount of sulphur.
- persultation** (per-sul-ta'shun). A sudden and profuse outburst of perspiration.
- pertussin** (per-tus'sin). A proprietary remedy for whooping cough; said to be a saccharated extract of thyme.
- pertussis** (per-tus'is). Whooping cough. [Lat., *per*, intensive, + *tussis*, a cough.]
- peruol** (per'u-ol). A clear, odorless, un-irritating oil said to represent the active principle of balsam of Peru; used, diluted with castor oil, as an application in scabies.
- Peru'vian wart.** Another name for *verruca peruana*.

peruvín (pe-ru'vin). Cinnamic alcohol (contained in balsam of Peru).

perversion (per-ver'shun). Deviation from the usual way of doing things.

sexual p. Gratification of the sexual instinct in infantile ways. Often confused with inversion, or homosexuality. [Lat., *per*, through, + *versio*, a turning.]

pes. The foot or a footlike structure. **infra-orbital p.** The terminal radiating branches of the infra-orbital nerve after its exit from the infra-orbital canal.

p. anserinus. The radiating structure consisting of the three primary branches of the facial nerve soon after its emergence from the stylomastoid foramen. **p. equinus.** See *talipes equinus*, under *talipes*. **p. planus.** Flat-foot. **p. valgus.** See *talipes valgus*. **p. varus.** See *talipes varus*. [Lat., *pes*, *pedis*, foot.]

pessary (pes'ar-e). An instrument of elastic or rigid material worn in the vagina or the uterine canal in the treatment of uterine diseases. **Albert Smith p.** See under *Smith*. **cradle p.** An oblong oval p. that is curved like a cradle rocker; used for retrodeviation. **cup p.** A vaginal stem p. that is supported by an abdominal belt in which a cup at the extremity of a stem supports the cervix; used in prolapse of the uterus. **galvanic p.** A p. composed of different metals for the purpose of generating a galvanic current. **ring p.** A vaginal p. shaped like a ring. **stem p.** One with a slender stem for introduction into the canal of the uterus. **Thomas p.** See under *Thomas*. [Lat., *pessarium*.]

pest. See *plague*. [Lat., *pestis*.]

pestiferous (pes-tif'er-us). Plague-producing. [Lat., *pestis*, plague, + *ferre*, to bear.]

pestilence (pes'til-enz). See *plague*. [Lat., *pestilentia*, from *pestis*, a plague.]

pes'tis. See *pest*. **p. siderans.** A form of plague fatal in two or three days, before the bubonic manifestations appear. [Lat.]

pes'tle. An instrument used for pounding, mixing, or triturating substances in a mortar. [Lat., *pistillum*.]

petalobacteria (pet'al-o-bak-te're-ah). Bacteria which form a surface scum or pedicle. [Gr., *petalon*, leaf, + *bacteria*.]

petechia (pe-te'ke-ah). Pl., *petechiae*. A small circumscribed spot of ecchymosis upon the skin, resembling a flea bite. [Ital., *petecchie*, a speck or freckle.]

petiolule (pet'e-o-lul). A small petiole. **p. epiglottidis.** The constricted, attached portion of the epiglottis. [Lat., *petiolulus*.]

petiolus (pet'e-o-lus). The manubrium of the malleus. **p. glandulae pinealis.** See *peduncles of the pineal gland*, under *peduncle*.

Petit's tri'angle. The space bounded by the anterior border of the latissimus dorsi, the posterior border of the obliquus abdominis externus, and the crest of the ilium. [*Jean Louis Petit*, Parisian surgeon, 1674-1750.]

petroleum (pet-re-le'um). Petroleum. [Lat., *petra*, rock, + *oleum*, oil.]

Petri dish. A flat glass dish with a cover, used for securing isolated colonies of bacteria in gelatin or agar. [*Julius Petri*, German bacteriologist, 1852—.]

petrifaction (pet-rif-ak'shun). 1. Calcification. 2. The condition of being stone-like. 3. Conversion into stone. 4. In obstetrics, the reduction of a fetus to a lithopedion. [Lat., *petra*, a stone, + *facere*, to make.]

pet'ro-. Combining form of Lat., *petra*, stone; used to signify pertaining to the petrous portion of the temporal bone.

petrogen (pet'ro-je-n). See *petrolatum saponatum*.

petrolatum (pet-ro-la'tum). Syn.: *paraffinum molle* [Br. Ph.], *vaselina*, *ceratum* (or *unguentum*) *petrolei adeps mineralis*, *saxolinum*, *oleum petrae*. Petroleum ointment; a substitute for the proprietary vaselin or cosmolin. Of the U. S. Ph., viii, (*p. molle* and *p. spissum*, U. S. Ph., 1890) a mixture of hydrocarbons, chiefly of the methane series, obtained by distilling off the lighter and more volatile portions from petroleum and purifying the residue. **p. album.** This is similar to petrolatum, but is lighter in color, owing to further purification [U. S. Ph.]. **p. liquidum.** This corresponds very nearly with petrolatum, except that it is a liquid owing to the retention of some of the lighter and more volatile portions [U. S. Ph.]. **p. saponatum liquidum.** P. saponified with ammonium oleate [N. F.]. **p. saponatum spissum.** A preparation resembling the liquid saponified p., but of a semisolid structure. Essentially similar preparations are sold under various trade names [N. F.]. [U. S. Ph.] [Lat.]

petroleum (pe-tro'le-um). Rock oil, mineral oil; a tarry, oleaginous mixture found in the earth. It occurs in commerce under two forms: white p., a limpid, yellowish, volatile liquid of peculiar but not disagreeable odor, which contains mainly the saturated carbons, and ordinary or crude p., a thick, brownish liquid of disagreeable odor produced from white p. by the evaporation of its more volatile constituents, and also occurring naturally in the earth. **p. benzin.** See *benzin*. [Lat., *petra*, rock, + *oleum*.]

petros (pet'ros). See *petrolatum saponatum*, under *petrolatum*.

petrosal, petrous (pe-tro'sal, pet'rus). Stony, hard; also pertaining to the p. portion of the temporal bone, so named on account of its hardness. [Lat., *petrosus*, from *petra*, a stone, a rock.]

Petroseli'num. 1. A genus of umbelliferous plants. 2. Parsley. [Lat., *petra*, a rock, + Gr., *selinon*, parsley.]

petrosulphol (pet-ro-sul'fol). A proprietary substitute for ichthyol.

Pettenkofer's test for bile acids. Consists of dissolving a small amount of the bile in concentrated sulphuric acid in an evaporating dish and warming to a temperature not higher than 70°. To this

mixture is added a 10 per cent. solution of cane sugar, drop by drop, with continual stirring. If bile salts are present, the fluid turns red and, upon standing, becomes gradually blue. The red fluid, when just obtained, has a characteristic absorption spectrum. [*Max von Pettenkofer*, German hygienist, 1818-1901.]

peucedanin (pu-sed'an-in). A substance, $C_{12}H_{12}O_8$ (or $C_{16}H_{16}O_4$), extracted from the root of *Peucedanum ostruthium* and *Peucedanum officinale*.

Peumus (pu'mus). A genus of the *Moni-mieae*. **P. boldo**, **P. boldus**, **P. fragrans**. The boldo of Chili, a species having a small aromatic fruit and an astringent bark. The leaves contain boldin and a glucosid said to be useful in inflammations of the genito-urinary passages. They have been used in a variety of conditions.

Peyer's glands. Syn.: *agminate follicles*, *follicles of Peyer*. From 30 to 60 or more groups of lymphoid follicles, usually of an oblong shape, found at the free side of the intestines. They are most common in the ileum, though a few are situated in the jejunum and colon. [*Johann Konrad Peyer*, Swiss anatomist, 1653-1712.]

Pfeiffer's law. A law that the blood serum of an animal immunized against bacteria will destroy the bacteria used for immunization by bacteriolysis. **P's reaction**. The dissolving of bacteria injected into the peritoneal cavity of a normal guinea pig. The bacteria must be mixed with diluted immune serum, made by injecting the special bacterium into another animal in several non-fatal doses. [*Richard Friedrich Johannes Pfeiffer*, German physician, living.]

Pflüger's law of contraction and stimulation. A l. expressing the relation of the strength and direction of a galvanic current to its stimulating action upon a nerve. **P's salivary tubes**. Ducts within the lobules of a salivary gland. [*Edward Friedrich Wilhelm Pflüger*, German physiologist, 1829-1910.]

phaco-. A prefix from the Gr., *phokos*, lens, i.e., of the eye.

phagedena (faj-e-de'nah). A form of ulceration in which the soft parts are destroyed rapidly in large masses. **p. tropica**. Syn.: *Malabar ulcer*. An atonic ulcer occurring in inhabitants of southern Asia. [Gr., *phagedaina*, an eating ulcer, from *phagein*, to eat.]

phagedenic (faj-e-den'ik). Rapidly spreading and destroying tissue. **p. inflammation**. See *phagedena*.

phagocyte (fag'o-sit). Syn.: *devouring*, or *wandering*, *cell*, *leukocyte*, *white blood corpuscle*, *carrier cell*. Of Metchnikoff, any ameboid cell regarded as a structure capable of inclosing and digesting solid particles. In the body they act (1) in absorbing healthy tissues, as in the metamorphosis of batrachia and the development of bone; (2) in active degeneration of parts in disease; and (3) as a protective mechanism, removing bacteria and minute solid masses that have reached the

tissues. [Gr., *phagein*, to eat, + *kytos*, a cell.]

phagocytic (fag-o-si'tik). Pertaining to or produced by phagocytes.

phagocytoblast (fag-o-si'to-blast). A cell from which the phagocytes are developed.

[*Phagocyte*, + Gr., *blastos*, a germ.]

phagocytolysis (fag-o-si-to'li's-is). The destruction and solution of phagocytes; also destruction of the phagocytic power of the leukocytes. [Gr., *phagein*, to eat, + *kytos*, a cell, + *lysis*, solution.]

phagocytolyte (fag-o-sit'o-lit). A phagocytolytic substance.

phagocytolytic (fag-o-si-to-lit'ik). Capable of effecting phagocytolysis.

phagocytosis (fag-o-si-to'sis). The destruction of bacteria, red blood corpuscles, leukocytes, and other tissue cells by fixed or free leukocytes.

phagokaryosis (fag-o-kar-e-o'sis). The phagocytic action exercised by the nucleus of the cell. [Gr., *phagein*, to eat, + *karyon*, nucleus.]

phagolysis (fag-ol'is-is). Destruction or dissolution of phagocytes. [Gr., *phagein*, to eat, + *lysis*, solution.]

phagolytic (fag-o-lit'ik). Pertaining to phagolysis.

phagomania (fag-o-ma'ne-ah). See *bulimia*. [Gr., *phagein*, to eat, + *mania*, madness.]

phagosome (fag'o-sit). Of Van Beneden, an animal parasite (such as a leech or a flea) that feeds on but does not reside in or on its host. [Gr., *phagein*, to eat, + *sitos*, food.]

phakitis (fa-ki'tis). Syn.: *lentilitis*. Inflammation of the crystalline lens or of its capsule. [Gr., *phakos*, a lens, + *itis*, inflammation.]

phalangitis (fal-an-ji'tis). Inflammation of a phalanx. [Gr., *phalagx*, a line of soldiers, + *itis*, inflammation.]

phalanx (fa'lanks). Any one of the bones of a finger or toe. **basilar p.** See *proximal p.* **distal p.** The p. most remote from the metacarpus or metatarsus.

metacarpal p., **metatarsal p.** See *proximal p.* **middle p.** The p. (in cases where there are three) intermediate between the distal and proximal phalanges.

phalanges of Deiters. Fiddle-shaped structures, probably cuticular in nature, united to each other, forming the lamina reticularis of the cochlea. Between them are intervals through which the hairs of the outer hair cells pass, and to each of them is attached the phalangeal process of the cells of Deiters. **proximal p.** The p. articulating with a metacarpal or metatarsal bone. **terminal p.**, **ungual p.**, **unguicular p.** See *distal p.* [Gr., *phalagx*, line, rank.]

phallin (fal'in). A hemolytic substance found in the poisonous fungus or mushroom *Amanita phalloides*.

phallitis (fal-li'tis). Inflammation of the penis. [Gr., *phallos*, the penis, + *itis*, inflammation.]

phallus (fal'lus). 1. The penis. 2. The typical genus of the *Phalloidei*. **P. Adriani**. A European species of *P.* (2d def.).

- The juice has been recommended for gout. [Gr., *phallos*.]
- phanero-, phaner-**. Combining form of Gr., *phaneros*, visible, evident.
- phanerobiotic** (fan'er-o-bi-ot'ik). See *phanerozoous*. [Gr., *phaneros*, visible, + *bioun*, to live.]
- phanerozoous** (fan'er-o-zo'us). Showing evidence of life; manifestly alive. [Gr., *phaneros*, visible, + *zoön*, an animal.]
- phantasy** (fan'tas-e). Thinking in terms of self as opposed to logical thinking in terms of reality. [Gr., *phantasia*, appearance.]
- phantom** (fan'tum). 1. An illusion or an hallucination. 2. A model of the body used for teaching purposes.
- pharbitisin** (far-bit'is-in). A purgative resin, prepared from the seeds of *Ipomoea nil*; said to agree in composition with the resin of jalap.
- pharmacial** (farm'a-kal). See *pharmaceutical*.
- pharmaceia** (far-ma-se'ah). 1. The use of medicines, or of poisons; pharmacy. 2. A remedy. [Gr., *pharmakeia*.]
- pharmaceutical** (far-ma-su'tik-al). Pertaining to pharmacy. [Gr., *pharmakeutikos*.]
- pharmaceutics** (far-ma-su'tiks). See *pharmacy* (def. 1st). [Gr., *pharmakeutike*.]
- pharmaceutist** (far-ma-su'tist). See *apothecary*.
- pharmaco-**. Combining form of Gr., *pharmakon*, drug, medicine, poison.
- pharmacocollocyst** (far-ma-ko-kol'o-sist). A gelatinous capsule for containing medicine. [Gr., *pharmakon*, a drug, + *kolla*, glue, + *kystis*, a cyst.]
- pharmacodynamics** (far'ma-ko-di-nam'iks). The science of the potency or action of drugs on living organs. [Gr., *pharmakon*, a drug, + *dynamis*, power.]
- pharmacognosy** (far'mak-og'no-se). 1. See *pharmacology*. 2. In a more restricted sense, the science which treats of the chemical and physical characters of drugs, more especially crude vegetable and animal drugs. [Gr., *pharmakon*, a drug, + *gnosis*, knowledge.]
- pharmacology** (far-ma-kol'o-je). 1. In the broadest sense, the science of medicine. 2. In a more restricted sense as a synonym for pharmacodynamics. [Gr., *pharmakon*, a drug, + *logos*, understanding.]
- pharmacomania** (far-ma-ko-ma'ne-ah). Insanity (or eccentricity) in regard to the use of drugs, especially an inordinate desire to consume or to prescribe them. [Gr., *pharmakon*, a drug, + *mania*, madness.]
- pharmacometry** (far-ma-kom'et-re). The art of weighing or measuring drugs. [Gr., *pharmakon*, a drug, + *metrein*, to measure.]
- pharmacomorphic** (far-ma-ko-mor'fik). Pertaining to the form in which medicines are to be prepared. [Gr., *pharmakon*, a drug, + *morphe*, form.]
- pharmacopeia** (far-ma-ko-pe'ah). The descriptive list of drugs and their preparations recognized in any country or locality as official. The U. S. P. is revised every ten years by the Pharmacopeial Convention which consists of delegates from regularly incorporated medical and pharmaceutical colleges and associations and from certain branches of the Government service. [Gr., *pharmakon*, a drug, + *poiein*, to make.]
- pharmacoepial** (far'ma-ko-pe'al). Pertaining to or recognized in a pharmacopeia.
- pharmacotherapy** (far'ma-ko-ther-a-pe'ah). Pharmaceutical therapeutics. [Gr., *pharmakon*, drug, + *therapeia*, treatment.]
- pharmacy** (far'ma-se). 1. The science of preparing and dispensing medicines. 2. An apothecary's shop. 3. The term "pharmacy" is also used in a restricted sense to indicate that branch of pharmaceutical education, which treats of galenic preparations. [Gr., *pharmakeia*, from *pharmakeuein*, to administer a drug.]
- pharyngeal** (far-in'ge-al). Of or pertaining to the pharynx. **p. tonsil**. See under *tonsil*.
- pharyngectomy** (far-in-jek'to-me). Partial excision of the pharynx. [Gr., *pharynx*, the pharynx, + *ektome*, a cutting out.]
- pharyngitis** (far-in-ji'tis). Inflammation of the pharynx. **follicular p.** Inflammation, usually chronic, of the mucous follicles of the pharynx. **granular p.** 1. See *follicular p.* 2. An ulcerative condition of the tonsils and the follicles of the pharynx which accompanies chronic pharyngeal catarrh. [Gr., *pharynx*, pharynx, + *itis*, inflammation.]
- pharyngo-**. Combining form of Gr., *pharynx*, the pharynx, the cavity with its enclosing mucous membrane and muscles situated behind and communicating with the nose.
- pharyngocele** (far-in-go-sel). An enlargement of the pharynx in which an esophageal diverticulum passes between the muscular fibers of the inferior constrictor muscle. [Gr., *pharynx*, pharynx, + *kele*, hernia.]
- pharyngolith** (far-in-go-lith). A calcareous concretion of the pharynx. [Gr., *pharynx*, pharynx, + *lithos*, a stone.]
- pharyngotomy** (far-in-got'o-me). An incision into the pharynx, the tonsils, or the esophagus. [Gr., *pharynx*, the pharynx, + *temnein*, to cut.]
- pharynx** (far'inks). The cavity bounded by the base of the skull, the posterior nares, the opening into the mouth, the tonsils, the posterior wall of the larynx, the commencement of the esophagus, and the prevertebral structures. [Gr., *pharynx*, gullet.]
- phaselin** (fas'el-in). A certain proprietary antiseptic.
- phasemannite**. Same as *inosite*.
- Ph. B.** Bachelor of philosophy.
- Ph. D.** Doctor of philosophy.
- PHELLANDRIUM** (fel-lan'dre-um). 1. A section of the genus *Oenanthe*. 2. The fruit

- of *Oenanthe p.* [Gr., *phellos*, the cork tree, + *aner*, a man.]
- phenacetin** (fe-nas'it-in). P. acetamidophenetol, $\text{C}_8\text{H}_9\text{CO.NH.C}_6\text{H}_5\text{O.C}_2\text{H}_5$. A slightly soluble crystalline substance or powder. It is used as an antipyretic and analgesic. It is official in the U. S. Ph. as acetphenetidin.
- phenacetinum** (fe-nas-et-e'num). Acetphenetidini; phenacetin [Br. Ph.].
- phenacetinurethan** (fe-nas'et-in-u-re'than). See *thermodin*.
- phenacylidin** (fe-nas-il'id-in). The compound $\text{C}_6\text{H}_4(\text{OC}_2\text{H}_5)\text{NH}.\text{CH}_2\text{CO.C}_6\text{H}_5$; a veterinary antipyretic.
- phenallyl alcohol** (fe-nal'il al'ko-hol). Cinnamic alcohol.
- phenamin** (fen'am-ën). Phenocoll hydrochlorid.
- phenanthrene** (fe-nan'thrën). An aromatic hydrocarbon, $\text{C}_{14}\text{H}_{10}$.
- phenantipyrin** (fe'nan-te-pi'rin). A certain proprietary antipyretic.
- phenas** (fe'nas). See *phenolate*.
- phē'nate**. A phenolate.
- phenazone** (fen'az-ön). See *antipyrin*.
- [Lat., *phenazonum*, Br. Ph.]
- phene** (fën). Benzene.
- phenetidini** (fen-et'id-in). A substance, $\text{C}_6\text{H}_4(\text{O.C}_2\text{H}_5)\text{NH}_2$, from which phenacetin is derived by substitution.
- phenic** (fe'nik). Derived from, or containing phenyl.
- phenixin** (fe-niks'in). Carbon tetrachlorid.
- phenobromate** (fe-no-bro'mät). A certain proprietary analgetic and antiseptic.
- phenocoll** (fe'no-kol). Amidophenacetin, $\text{C}_{10}\text{H}_{12}\text{O}_2\text{N}_2$, a substance bearing the same relation to phenacetin that glycoll bears to acetic acid. **p. hydrochlorid.** A compound of p. and hydrochloric acid; used as an antipyretic and sedative in influenza, rheumatism, and neuralgia. **p. salicylate.** A compound of p. and salicylic acid; antipyretic and antirheumatic. [*Phenyl* + Gr., *kolla*, glue.]
- phenol** (fe'nol). Hydroxybenzene, $\text{C}_6\text{H}_5\text{OH}$, commonly called carbolic acid. It is antiseptic and germicidal and has a variety of uses. **glyceritum phenolis.** A preparation containing 20 per cent. of liquefied p. in 80 per cent. of glycerin [U. S. Ph.]. **p. liquefactum.** P. liquefied by the addition of 13.6 per cent. of water [U. S. Ph.]. **p. test of cerebrospinal fluid,** see in *appendix*, page 909. **unguentum phenolis.** An ointment consisting of 3 per cent. of p. in white petrolatum. [*Acidum carbolicum*, U. S. Ph., 1890.]
- phenolate** (fen'o-lät). A salt of carbolic acid.
- phenolphthalein** (fe-nol-thal'e-in). A product of the interaction of phenol and phthalic acid ($\text{C}_8\text{H}_4\text{O}_4$) formerly used mainly as an indicator in acidimetry; it has now been used under a variety of trade names as a mild laxative.
- phenolsulphonphthalein** (fe'nol-sul-fon-thal'e-in). $\text{C}_{20}\text{H}_{18}\text{O}_4\text{SO}_3\text{H}$, the sulphuric acid derivative of phenolphthalein. With an alkali, it gives a red soluble salt.
- Used in the functional test of the kidney.
- phenomenon** (phe-nom'en-on). 1. Any occurrence or manifestation, especially one that is unusual or significant. 2. A symptom of disease. **knee p.** See *patellar reflex*, under *reflex*. [Gr., *phainomenon*, from *phainesthai*, to appear.]
- phenokinone** (fe-no'kwin-ön). A substance, $\text{C}_6\text{H}_4(\text{O.O.C}_6\text{H}_5)_2$, obtained by oxidizing phenol, also by mixing phenol and quinone.
- phenosal** (fe'no-sal). Phenetidini acetosalicylate.
- phenosol** (fe'no-sol). A compound of phenacetin and salicylic acid; used in rheumatism.
- phenychinolin** (fen-ik-in'o-lin). Any one of the group of chinolin derivatives. They are fatal to bacteria and to microscopic animals.
- phenyl** (fe'nil). A univalent radicle, C_6H_5 .
- p. acetate.** A colorless liquid, $\text{C}_6\text{H}_5(\text{CH}_3\text{COO})$, boiling at 193°C . It has the same refractive index as common soda-lime glass, thus rendering invisible a tube of such glass dipped into it. **p. acetic acid.** See under *acetic*. **p. acetic aldehyd.** A liquid, $\text{C}_6\text{H}_5\text{CH}_2\text{CHO}$.
- p. acetonitril.** Benzyl cyanid; a liquid, $\text{C}_6\text{H}_5\text{CH}_2\text{CN}$, the chief constituent of the oils of *Tropaeolum majus* and *Lepidium sativum*. It is a violent poison, and is excreted in the urine as phenaceturic acid.
- p'alanin.** $\text{C}_8\text{H}_9\text{CH}_2\text{CHNH}_2\text{COOH}$, an amido acid, found widely distributed in the protein molecule. The dextroform is the one found in nature. **p. alcohol.** Carbolic acid. **p'amidopropionic acid.** See *p'alanin*. **p'ethylamin.** A liquid base, $\text{C}_8\text{H}_{11}\text{N}$, formed by the decomposition of p'amidopropionic acid. **p'glucosazone.** Syn.: *glucosazone*. $\text{C}_6\text{H}_{10}\text{O}_4(\text{N.NH.C}_6\text{H}_5)$, the osazone of glucose, which is used in the identification of glucose or fructose. A yellow crystalline substance, whose melting point is 205° .
- p'hydrazin.** The compound, $\text{C}_6\text{H}_5\text{NH.NH}_2$. It is used as a test for sugar in urine. **p'hydrid.** Benzene. **p'methylketone.** A liquid, $\text{C}_6\text{H}_5\text{CO.CH}_3$, having a strong odor, resembling that of cherry laurel and giving, when taken internally, a peculiar and disagreeable odor to the breath. **p'propionic acid.** See under *acid*. **p. salicylate.** The salicylic ester of phenyl, $\text{C}_6\text{H}_4(\text{OH})\text{COOC}_6\text{H}_5$ 1:2. Salol, as it is almost universally called, is decomposed in the intestine with the liberation of the constituents, phenol and salicylic acid, both of which are actively antiseptic. Salol is also used pharmaceutically to coat pills which are intended to pass through the stomach unchanged and dissolve in the intestine. [*Phenylis salicylas*, U. S. Ph.; *salol*, Br. Ph.]
- phenylate** (fe'nil-ät). See *phenolate*.
- phenylhydrazin test for sugar.** A test used to identify glucose in the urine; 6 c.c. of urine are treated with about 1 gr. of phenylhydrazin hydrochlorid and about 1.5 gr. of sodium acetate. If the salts do not dissolve upon warming, a

small amount of water is added. The solution is heated in boiling water for $\frac{3}{4}$ of an hour and filtered while boiling hot. Upon cooling characteristic yellow crystals of glucosazone are deposited, having a melting point of 205° F.

phenylic (fe-nil'ik). Pertaining to, or containing phenyl.

phenylon (fen'il-on). Antipyrin.

pheorretin (fe-or-re'tin). A resinous substance obtained from rhubarb root.

phesin (fe'sin). A sulphur derivative of phenacetin; antipyretic.

phial (fi'al). See *viol*. [Gr., *phiale*.]

philocatalase (fi-lo-kat'al-äs). A substance present in the tissues which protects catalase against anticatalase. [Gr., *philein*, to love, + *catalase*.]

philocytase (fi-lo-si'täs). See *intermediary body*, under *body*. [Gr., *philein*, to love, + *cytase*.]

philter, **philtre** (fil'ter). A preparation intended to excite love or sexual appetite. [Lat., *philtrum*.]

philtrum (fil'trum). A philter.

phimos (fi-mo'sis). The stopping of an orifice; specifically, a congenital or pathological narrowing of the opening of the prepuce, so that it can not be retracted behind the glans penis. [Gr., *phimos*, from *phimoun*, to muzzle.]

phlebangioma (fle-ban-je-o'ma). A venous angioma. [Gr., *phleps*, *phlebis*, vein, + *angioma*.]

phlebectasis (fle-bek'ta-sis). A local dilatation of a vein. See *varix*. [Gr., *phleps*, vein, + *ektasis*, dilatation.]

phlebitis (fle-bi'tis). Inflammation of a vein. [Gr., *phleps*, a vein, + *itis*, inflammation.]

phlebogram (feb'o-gram). A sphygmographic tracing of the pulsation of a vein. [Gr., *phleps*, a vein, + *gramma*, anything traced.]

phlebolith (fle'bo-lith). Syn.: *vein stone*. A concretion found in a vein. [Gr., *phleps*, vein, + *lithos*, a stone.]

phlebopaly (fle-bop'al-e). Venous pulsation. [Gr., *phleps*, a vein, + *pallein*, to beat.]

phlebothrombosis (fle-bo-throm-bo'sis). The formation of a thrombus in a vein. [Gr., *phleps*, vein, + *thrombosis*.]

phlebotomania (feb-ot-o-ma'ne-ah). A mania for blood-letting as a curative measure. [Gr., *phleps*, a vein, + *tome*, a cutting, + *mania*, a madness.]

Phlebotomus (fle-bot'o-mus). A blood-sucking fly of the suborder *Orthorrhapha*.

P. pappatasi. A species said to carry "papataci fever" in Bosnia. [Gr., *phleps*, vein, + *temnein*, to cut.]

phlebotomy (fle-bot'o-me). The action or practice of cutting open a vein in order that the blood may flow. [Gr., *phleps*, a vein, + *temnein*, to cut.]

phlegm (flem). What is coughed up and expectorated; of some authors mucus. [Gr., *phlegma*, from *phlegein*, to burn.]

phlegmasia (fleg-mah'se-ah). Syn.: *galactophlebitis*. An old term for inflammation accompanied with fever or for any inflammatory disease. **p. alba**. Syn.:

milk-leg, white leg, crural phlebitis. **p. alba dolens**. Milk-leg; a painful swelling of the lower limb in lying-in women, without redness, due to phlebitis. [Gr., *phlegmasia*, from *phlegein*, to burn.]

phlegmatic (fleg-mat'ik). 1. Pertaining to or abounding in phlegm. 2. Not easily excited to action or passion, apathetic (said of temperament). [Gr., *phlegmatikos*, from *phlegma*, inflammation.]

phlegmon (fleg'mon). A local inflammation giving rise to and characterized by a mass of exudate, whether it ends in suppuration or not. [Gr., *phlegmone*, inflammation, a boil.]

phlobaphene (flo'ba-fen). One of a group of plant substances, somewhat resembling tannins and somewhat like resins, found in many vegetable dyes. [Gr., *phloios*, bark, + *baphe*, dye.]

phlogistic (flo-jis'tik). 1. Pertaining to phlogiston. 2. Inflammatory. [Gr., *phlogistos*, inflammable.]

phlogisticated (flo-gis'tik-a-ted). Containing phlogiston.

phlogis'ton. A hypothetical imponderable principle contained, according to Stahl, in all combustible substances and by its liberation causing their combustion (when they were said to be dephlogisticated). [Gr., *phlogistos*, inflammable.]

phlogochymia (flo-go-ki-me'ah). The chemistry of the tissue changes effected by inflammation. [Gr., *phlox*, a flame, + *chymeia*, chemistry.]

phlogogenic (flo-go-jen'ik). Producing inflammation. [Gr., *phlox*, flame, + *gennan*, to produce.]

phlogosin (flo-go'sin). A crystalline principle found in cultures containing *Staphylococcus aureus*. It produces inflammation. [Gr., *phlogos*, inflammation.]

phlogosis (flo-go'sis). 1. Inflammation. 2. Phlegmonous inflammation. [Gr.]

phloridzin (flo-rid'zin). See *phlorrhizin*.

phloroglucinol (flo-ro-glu'sin). Syn.: *phloroglucinol*, *phloroglucol*. Symmetrical trihydroxybenzene, $C_6H_3(OH)_3$. + $2H_2O$, isomeric with pyrogallic acid; used for the identification of pentose in the urine.

phlorrhizin, **phlorizin**, **phloridizin** (flo-ri'zin, flo-rid'i-zin). A substance, $C_{21}H_{34}O_{10}$ + $2H_2O$, found in the root bark of apple, pear, plum, and cherry trees. It is capable of destroying the parasites of malaria and when administered to man or to the lower animals, it induces glycosuria of renal origin. It is used for testing the functional activity of the kidney. [Gr., *phloios*, bark, + *riza*, root.]

phlyctena (flik-te'nah). A blister, a bulla, an ampulla, or vesicle. [Gr., *phlyktaina*, a blister.]

phlyctenular (flik-ten'u-lar). Characterized by the presence of small blisters.

phobia (fo'be-ah). A fixed or persistent dread of some one thing. The p's are the different forms of fear distinguished psychopathically. [Gr., *phobos*, fear.]

-phobia. Suffix from the Gr., *phobos*, dread, horror, e. g., *ydrophobia*, hydrophobia, dread of water.

phocomelia (fo-ko-me'le-ah). A mon-

strosity in which one or both of the hands or feet, or all four of those members, or rudimentary semblances of them, are attached to the trunklike flippers, with little or no intervening structures. [Gr., *phoke*, the seal, + *melos*, a limb.]

phonation (fo-na'shun). The production of vocal sound; vocalization. [Gr., *phone*, voice.]

phonautograph (fon-aw'to-graf). Of Donders, an apparatus by which the vibrations of the air due to the voice are transmitted to a delicate membrane. A lever connected with this writes upon a revolving drum by means of which a tracing of the vibrations is obtained. [Gr., *phone*, the voice, + *autos*, self, + *graphein*, to write.]

phonautosthenia (fon-aw'tos-the'ne-ah). Of P. Dida, the stimulation of thought in a speaker by the excitement of speaking. [Gr., *phone*, sound, + *autos*, self, + *sthenos*, strength.]

phone (fôn). 1. A sound. 2. The voice. [Gr., *phone*.]

phonendoscope (fo-nen'do-sköp). A stethoscope by which the sounds are intensified. [Gr., *phone*, sound, + *endon*, within, + *skopein*, to examine.]

phonetic, phonic (fo-net'ik, fôn'ik). Pertaining to the voice or to sound or to the agencies producing them. Phonetics or phonics is the science of articulate sound, especially that of the human voice. [Gr., *phone*, sound.]

phono-. Combining form of Gr., *phone*, voice, sound.

phonograph (fo'no-graf). An apparatus for registering vocal sounds so that they can be reproduced. [Gr., *phone*, the voice, + *graphein*, to write.]

phonology (fo-nol'o-je). The science of vocal sounds. [Gr., *phone*, the voice, + *logos*, understanding.]

phonometer (fo-nom'et-er). An instrument for measuring the intensity of the voice. [Gr., *phone*, sound, + *metron*, a measure.]

Phoradendron (for-ad-en'dron). Mistletoe. **P. flavescens**. American mistletoe; parasitic on North American elm and hickory trees. It is poisonous, producing thirst and vomiting followed by diarrhea. [Gr., *phor*, a thief, + *dendron*, a tree.]

phorometer (fo-rom'et-er). An instrument for measuring the amount of heterophoria. [Gr., *phorein*, to bear, + *metron*, a measure.]

phosferrin (fos-fer'in). A mixture of iron chlorid, phosphoric acid, and glycerin.

phosgene (fos'jên). Carbonyl chlorid, COCl₂, a gas with a powerful stifling odor. [Gr., *phos*, light, + *geman*, to produce.]

phosote (fo'sôt). A compound of creosote and phosphoric acid; used in the diarrhea of tuberculosis.

phosphas (fos'fas). See *phosphates*. **syrupus phosphatum compositus**. Compound syrup of phosphates; chemical food.

phosphates. Salts of phosphoric acid.

phosphatids. A group of complex sub-

stances, containing nitrogen and phosphoric acid, which are present in animal and plant cells, especially in nerve tissue, yolk of egg, and spermia. They are divided into various groups, based upon the atomic proportion of nitrogen and phosphorus contained in them. The mono-amino-monophosphatids contain 1 atom of N and 1 atom of P, the mono-amino-diphosphatids, 1 atom of N and 2 atoms of P, the diamino-monophosphatids, 2 atoms of N and 1 of P; and the triamino-monophosphatids, 3 atoms of N to 1 of P.

phosphatol (fos'fa-tol). A creosote preparation analogous to guaiacol phosphate.

phosphaturia (fos-fat-u're-ah). A state in which an excessive amount of phosphates is excreted in the urine. [Lat., *phosphas*, phosphate, + Gr., *ouron*, urine.]

phosphid (fos'fid). 1. A compound of phosphorus with another element or a radicle. 2. A compound, analogous to an amid, formed by the replacement of one or more atoms of hydrogen in phosphin (PH₃) by an acid radicle.

phosphin (fos'fin). 1. Phosphoreted hydrogen, PH₃. 2. A base which bears the same relation to phosphoreted hydrogen that an amin does to ammonia. 3. A yellow coloring matter obtained as a by-product in the manufacture of fuchsin.

phosphite (fos'fit). A salt of phosphorous acid.

phosphonium (fos-fo'ne-um). A radicle, PH₃, bearing the same relation to phosphorus that ammonium bears to nitrogen.

phosphorated, phosphoreted (fos'for-a-ted, fos'for-et-ed). Containing or combined with phosphorus. **p. hydrogen**. Syn.: *phosphin*, *hydrogen phosphid*. PH₃, a poisonous, inflammable gas.

phosphorescence (fos-for-es'enz). A mild luminosity (like that of phosphorus in the dark) without apparent heat. It is observed in certain fungi and other plants, and in various animals. [Gr., *phos*, light, + *phoros*, bearer.]

phosphoric (fos-for'ik). 1. Pertaining to phosphorus. 2. Containing phosphorus as a quinivalent body. **p. acid**. See under *acid*. **p. anhydrid**. P₂O₅, the anhydrid of p. acid; phosphorus pentoxid.

phosphoricus (fos-for'ik-us). Phosphoric; containing phosphorus; with the name of a base, the phosphate of that base.

phosphorismus (fos-for-is'mus). Phosphorus poisoning.

phosphorized (fos'for-ized). Combined or associated with phosphorus.

phosphoscope (fos'for-o-sköp). An apparatus devised by Becquerel for rendering low degrees of phosphorescence visible.

phosphorous (fos'for-us). 1. Pertaining to phosphorus. 2. Containing phosphorus as a trivalent body. List of poisons and their antidotes, see in *appendix*, page 939. **p. acid**. See under *acid*.

phosphorus (fos'fo-rus). A name given at first to any phosphorescent substance

but now applied exclusively to a non-metallic element discovered by Brand in urine. It was afterward obtained from bone ash, and is still so prepared. Combined with calcium, aluminum, and iron, it occurs in nature forming various minerals, and is also an important constituent of the animal and vegetable organism, where it is found combined with calcium, magnesium, sodium, ammonium, and certain organic radicles. In the animal body it occurs more especially in the bones, teeth, and nervous tissue. P. presents several allotropic modifications. Ordinary, or colorless, p. is a colorless or slightly yellow, waxlike, translucent body of crystalline structure, and having a garlicky odor, but no taste. At ordinary temperatures it is soft and cuts readily with a knife, but at low temperatures it is brittle. It melts at 44.3° C. to a colorless or slightly yellowish liquid, which boils at 200° C., forming a colorless gas. It also sublimates in a vacuum at ordinary temperatures, and recondenses in colorless crystals. It is almost insoluble in water, and soluble with difficulty in ether and in alcohol, but dissolves readily in carbon disulphid. It is readily inflammable, and possesses the property of becoming luminous in the dark when in contact with moist air, giving off at the same time white fumes of a garlicky odor. Its sp. gr. is 1.831. Red, or amorphous, p. is formed from ordinary p. by the action of heat or light and also by the presence of iodine in minute quantities. It is a hard, compact, reddish brown solid, of a metallic luster, devoid of taste and odor. It is insoluble in carbon disulphid, oxidizes with great difficulty, is non-luminous at ordinary temperatures, and is not poisonous. Its sp. gr. is 2.106. P. acts as an irritant poison, but the symptoms depend upon the state in which it is taken. In chronic poisoning necrosis of the bones may occur. Fatty degeneration of various organs is seen in acute p. poisoning. It has been employed in solution in oil, or in pill form, in cases of nervous debility, in cerebral or spinal paralysis, in hydrocephalus, and in osteomalacia. The dose is $\frac{1}{200}$ to $\frac{1}{32}$ of a grain. Atomic weight, 30.96; symbol, P or Ph. **bolognian p.**, **bononian p.** Barium sulphate ignited with combustible matter, such as charcoal. **oleum phosphoratum.** A preparation consisting of 1 per cent. of p. dissolved in expressed oil of almond [Br. Ph.], with about 10 per cent. of ether [N. F.]. **pilulae phosphori** [U. S. Ph.], **pilula phosphori** [Br. Ph.]. Pills of p.; p. pill; pills containing $\frac{1}{100}$ gr. of p. each [U. S. Ph.] or 1 per cent. of p. [Br. Ph.]. **Thompson's solution of p.** A preparation made by dissolving, with heat and agitation, one part of p. in absolute alcohol and glycerin and flavored with peppermint to make 14 parts. **vitreous p.** Ordinary colorless p. [Gr., *phos*, light, + *phorein*, to bear.]

photalgia (fo-tal'je-ah). Pain caused by

intensity of light. [Gr., *phos*, light, + *algos*, pain.]

phote (fot). A unit of photochemical energy. [Gr., *phos*, light.]

photesthesia (fo-tes-the'se-ah). Sensibility to light; capability of distinguishing light. [Gr., *phos*, light, + *aisthesis*, perception.]

photics (fo'tiks). See *optics*. [Lat., *photica*, from *phos*, light.]

photism (fo'tizm). A visual image; highly emotional light, produced by stimuli on other sense organs, such as of hearing, touch. [Gr., *phos*, light.]

photo- Combining form of Gr., *photo*, from *phos*, *photos*, light.

photobacterium (fo-to-bak-te're-um). A form of light-producing bacterium obtained from decomposing meat or from phosphorescent sea water.

photocampsis (fo-to-kamp'sis). Refraction of light. [Gr., *phos*, light, + *kampsis*, a bending.]

photochemistry (fo'to-kem'is-tre). The science of the chemical action of light. [Gr., *phos*, light, + *chemistry*.]

photochronography (fo-to-kron-og'ra-fe). The process of taking successive photographs of objects in motion. [Gr., *phos*, light, + *chronos*, time, + *graphein*, to write.]

photodynamic (fo''to-di-nam'ik). Substances having light energy. [Gr., *phos*, light, + *dynamis*, power.]

photogenesis (fo-to-jen'es-is). The power possessed by certain bacteria and other organisms of producing phosphorescence and giving out light. [Gr., *phos*, light, + *gennan*, to produce.]

photogenic (fo-to-jen'ik). Produced by light or possessing the power of producing light.

photokinetic (fo-to-kin-et'ik). Exciting motion by means of luminous rays. [Gr., *phos*, light, + *kinetikos*, causing motion.]

photology (fo-to'l'o-je). See *optics*. [Gr., *phos*, light, + *logos*, understanding.]

photomagnetism (fo-to-mag'net-izm). Magnetism engendered by the action of light. [Gr., *phos*, light, + *magnetism*.]

photomechanical (fo-to-mek-an'ik-al). Mechanical movement produced by the influence of light. [Gr., *phos*, light, + *mechanical*.]

photometer (fo-tom'et-er). An instrument for measuring or comparing intensities of light. [Gr., *phos*, light, + *metron*, a measure.]

photometry (fo-tom'et-re). The determination of the degree of illumination requisite for the recognition of an object. [Gr., *phos*, light, + *metron*, a measure.]

photomicrograph (fo-to-mik'ro-graf). A photograph of a microscopic object. [Gr., *phos*, light, + *mikros*, small, + *graphein*, to write.]

photomicrography (fo-to-mi-krog'raf-e). The production of photomicrographs. [Gr., *phos*, light, + *mikros*, small, + *graphein*, to write.]

photophobia (fo-to-fo'be-ah). Aversion to or intolerance of light. [Gr., *phos*, light, + *phobos*, fear.]

photopsia (fo-top'se-ah). Subjective sensations of light, such as sparks and flashes of fire, due to disease of the optic nerve and retina, or to sudden pressure. [Gr., *phos*, light, + *ops*, the eye.]

photorrhexis (fo-tor-reks'is). Refraction of light. [Gr., *phos*, light, + *rexis*, a breaking.]

photosynthesis (fo-to-sin'the-sis). Combining by light energy. [Gr., *phos*, light, + *synthesis*, synthesis.]

phototherapeutics, phototherapy (fo'-to-ther-ap-u'tiks, fo-to-ther'ap-e). The therapeutical employment of light. [Gr., *phos*, light, + *therapeia*, medical treatment.]

phototropism (fo-to'tro-pizm). Negatively or positively influenced by light. [Gr., *phos*, light, + *tropos*, a turning.]

photoxylin, photoxylon (fo-toks'il-in, fo-toks'il-on). Pyroxylin made by digesting wood pulp or cotton in a mixture of sulphuric acid and potassium nitrate. A solution of this in ether and alcohol has been recommended as a substitute for collodion.

photuria (fo-tu're-ah). Luminous urine.

Phragmidiothrix (frag-mid'e-o-thriks). A genus of the family of bacteria known as *Chlamydoacteriaceae*, consisting of filaments with a delicate sheath, which divide in three directions. **P. multi-septata**. A species found attached to the bodies of the crustacean *Gammarus locusta*. [Gr., *phragmos*, enclosure, + *idion*, diminutive ending, + *thrix*, hair.]

phren. 1. The diaphragm. 2. The mind. [Gr., *phren*.]

phrenic (fren'ik). 1. Pertaining to the mind. 2. Pertaining to the diaphragm. [Gr., *phren*, the mind, the diaphragm.]

phrenitis (fre-ni'tis). An old term for delirium. In Hippocrates, a typhoid delirium; later, all infectious deliria. [Gr., *phren*, the mind, + *itis*, inflammation.]

phreno-. Combining form of Gr., *phren*, midriff, mind.

phrenocardia (fren-o-kar'de-ah). A psychogenic cardiac disturbance. [Gr., *phren*, the mind, + *kardia*, the heart.]

phrenograph (fren'o-graf). An instrument devised by Rosenthal (1862) to demonstrate and register the movements of the diaphragm. [Gr., *phren*, the diaphragm, + *graphein*, to write.]

phrenography (fren-og'raf-e). Of Guisbain, psychology. [Gr., *phren*, the mind, + *graphein*, to write.]

phrenoin (fren'o-in). See *phrenosin*.

phrenology (fren-ol'o-je). The doctrine that the different mental faculties have their seats respectively in particular tracts of brain surface, and that the relative predominance of the faculties can be diagnosed from the conformation of the parts of the skull overlying those tracts. [Gr., *phren*, the mind, + *logos*, understanding.]

phrenomagnetism, phrenomesmerism (fren-o-mag'net-izm, fren-o-mes'mer-izm). See *animal magnetism*, under *magnetism*.

phrenosin (fren'o-sin). Of Thudichum, a body extracted from the white substance

of the brain by fractional crystallization from alcohol.

phrictopathic (frik-to-path'ik). Psychogenic skin susceptibility. [Gr., *phrikτος*, producing a shudder, + *pathos*, a disease.]

phronesis (fron-e'sis). 1. Reason. 2. Of Hippocrates, sensory power, sensibility. [Gr., *phronesis*.]

phrynin (fri'nin). A substance, probably impure, obtained from the skin of the toad. [Gr., *phryne*, a toad.]

phrynolysin (frin-ol'is-in). A soluble toxin, obtained from the fire toad. [Gr., *phryne*, toad, + *lysis*, destruction.]

phthalein (thal'e-in). A substance produced by the combination of a phenol and phthalic anhydrid with the elimination of the elements of one molecule of water.

phthalic (thal'ik). A word syncopated from naphthalic and applied to certain naphthalene derivatives which do not belong to the regular naphthalene series.

p. acid. See under *acid*. **p. aldehyd**. The compound, $C_6H_4(CHO)_2$. **p. anhydrid**. The compound, $(C_6H_4CO_2)_2O$, the anhydrid of phthalic acid.

phthalin (thal'in). $COOH.C_6H_4.CH:(C_6H_4OH)_2$, a colorless compound produced by reducing phthalein with nascent hydrogen.

phthalyl (thal'il). The bivalent radicle, $C_6H_4 \begin{matrix} \diagup CO' \\ \diagdown CO' \end{matrix}$, of phthalic acid.

phthiriasis (thir-i'as-is). Infested with lice; pediculosis. [Gr., *phthir*, a louse.]

Phthirius (thi're-us). 1. A louse (see *Pediculus*). 2. More commonly, the crab louse (see *P. pubis*).

P. inguinalis, P. pubis. The crab louse; a variety of louse that inhabits the region of the pubes most commonly, but is also found about the hair of the perineum and of the axillae, about the eyelashes, and in men about the hairy parts of the chest, abdomen, and thighs. It is smaller, broader, and flatter than *Pediculus capitis* and *Pediculus vestimenti*, and attaches itself more firmly to the skin. Its eggs ("nits") are attached to the hairs like those of *Pediculus capitis*. [Gr., *phthir*, a louse.]

phthisic (tiz'ik). 1. As an adjective, see *phthisical*. 2. As a noun, a popular term for any chronic pulmonary disease causing dyspnea and cough. [Gr., *phthisikos*.]

phthisical (tiz'ik-al). Affected with or of the nature of phthisis. [Gr., *phthisikos*.]

phthisiology (tiz-e-ol'o-je). The study of the causes, pathology, hygiene, prevention and treatment of tuberculosis. [Gr., *phthisis*, phthisis, + *logos*, understanding.]

phthisiophobia (tiz'e-o-fo'be-ah). A morbid dread of phthisis. [Gr., *phthisis*, phthisis, + *phobos*, fear.]

phthisis (ti'sis). 1. Any wasting, atrophic disease. 2. As usually employed, pulmonary tuberculosis. **fibroid p.** 1. Interstitial pneumonia. 2. Pulmonary tuberculosis in which dense layers of fibrous tissues surround the cavity, usually in the upper lobe, the pleura is thickened, and

- the lower lobe is gradually invaded by the sclerotic change. **p. mesaraica**, **p. mesenterica**. Tuberculosis of the mesenteric glands. **pulmonary p.** Pulmonary tuberculosis, of advanced degree, with suppuration and destruction of lung tissue, producing fever and consequent wasting of the body. **stonecutter's p.** Syn.: *chalicosis*. A wasting form of bronchopneumonia due to the irritation of inhaled particles of stone. [Gr., *phthisis*, from *phthiein*, to waste.]
- phulluah** (foo'loo-ah). An oily substance obtained from some plant that grows on the hills about Nani Tal; used topically in rheumatism.
- phy'cocoll.** See *vegetable gelatin*, under *gelatin*.
- Phycomyces** (fi-kom'is-es). An order of the *Fungi* including such genera as *Mucor* and *Rhizomucor*. [Gr., *phykos*, seaweed, + *mykes*, fungus.]
- phygogalactic** (fi''go-gal-ak'tik). Arresting the secretion of milk. [Gr., *pheugein*, to flee, + *gala*, milk.]
- phylacogen** (fi-lak'o-jen). A specific defense-producing substance from polybacterial products. [Gr., *phylax*, guard, + *gennan*, to produce.]
- phylaxin** (fi-laks'in). Any defensive substance in immunized animals or persons. The mycophylaxin acts against microorganisms; the toxophylaxin against the toxins or other poisonous products of bacteria. [Gr., *phylax*, guard.]
- phyletic** (fi-let'ik). Of the stem; pertaining to phylogeny.
- phyllo-**. Combining form of Gr., *phyllon*, leaf.
- phyllocyanin** (fil-o-si'an-in). A chlorophyll derivative, which yields hemopyrrol upon reduction.
- Phylloxera** (fi-loks-e'rah). A genus of insects or plant lice of the *Aphididae*. **P. vastatrix**. A destructive species which infests the grapevine. [Gr., *phyllon*, a leaf, + *xeros*, dry.]
- phylogenesis, phylogeny** (fi-lo-jen'es-is, fi-loj'en-e). The development of an organism or of a genus. [Gr., *phylon*, a tribe, + *genesis*, generation.]
- phylogeny** (fi-loj'en-e). The science of tracing the development of species through a series of changes and its genetic relationship to other forms. The ancestral history of a species. [Gr., *phylon*, a tribe, + *genesis*, generation.]
- phylogeny** (fi-loj'en-e). That department of embryology which relates to the origin of species by evolution. [Gr., *phylon*, a tribe, + *gennan*, to produce.]
- phylopor'phyrin**. $C_{32}H_{24}N_4O_2$, a chlorophyll derivative which resembles the blood pigment hematoporphyrin.
- phyma** (fi'mah). A skin tubercle, usually resulting from exudation into the corium.
- physaliphore** (fis-al'if-or). 1. A cavity of globular form in certain brood cells of carcinoma. 2. The cell which contains such a cavity. [*Physalis* + Gr., *phorein*, to carry.]
- physalis** (fis'al-is). Pl., *physalides*. 1. A brood cell of large size, present in carcinoma. 2. More correctly, a globular cavity present in certain cells, e. g., the large brood cells of carcinoma or the giant cells of sarcoma. [Gr., *physallis*, a bubble.]
- physema, phyesis** (fi-se'mah, fi-se'sis). An emphysematous tumor. [Gr., *physema*, *phyesis*.]
- physic** (fiz'ik). 1. See *medicine*. 2. Colloquially, a purgative. [Gr., *physikos*, natural.]
- physical** (fiz'ik-al). 1. Pertaining to physics. 2. Material; bodily. [Gr., *physikos*, from *physis*, nature.]
- physician** (fiz-ish'un). A practitioner of medicine. [Gr., *physikos*.]
- physico-**. Combining form of Gr., *physikos*, natural, physical.
- physics** (fiz'iks). The science (often called natural philosophy) which takes cognizance of the properties of matter, the forces that act on material bodies, the conditions of their rest and motion, etc. In recent use the term excludes chemistry, which deals with the atomic constitution and chemical reactions of material substances. [Gr., *physike*.]
- physio-**. Combining form of Gr., *physis*, nature.
- physiogeny** (fiz-e-oj'en-e). The production of things by nature. [Gr., *physis*, nature, + *gennan*, to produce.]
- physiognomy** (fiz-e-og'no-me). 1. The art of judging character by examination of the features of the face. 2. The countenance. [Gr., *physis*, nature, + *gnomon*, judge.]
- physiologic, physiological** (fiz'e-o-loj'ik, fiz'e-o-loj'ik-al). Pertaining to physiology. 2. Natural, not pathological.
- physiology** (fiz-e-ol'o-je). The science of life; the study of the functions of living organisms. **animal p.** The p. of animals. **cellular p.** The p. of the individual cells as separate units. **comparative p.** The comparative study of vital phenomena in animals and plants. **general p.** The science of life in the abstract, or of vital functions in animals generally. **pathogenetic p., pathological p.** See *pathology*. **special p.** The p. of a special organ or set of organs, or in a particular species or group of animals. **vegetable p.** The p. of plants. [Gr., *physis*, nature, + *logos*, understanding.]
- physiolysis** (fiz-e-ol'is-is). The natural decomposition of dead matter. [Gr., *physis*, nature, + *lysis*, dissolution.]
- physionomy** (fiz-e-on'o-me). The science of the laws of nature. [Gr., *physis*, nature, + *nomos*, law.]
- physiopathology** (fiz'e-o-path-ol'o-je). See under *pathology*.
- physo-**. Combining form of Gr., *physis*, bellows, bladder, bubble.
- physol** (fiz'ol). Of M. I. Wilbert, a "physiological solvent" containing pepsin, hydrochloric acid, glycerin, menthol, eucalyptol, and oil of wintergreen; used as a detergent.
- physometra** (fi-so-me'trah). A collection of gas in the uterus, usually caused by the

- gas bacillus. [Gr., *physa*, gas, + *metra*, womb.]
- Physostegia** (fi-so-ste'je-ah). False dragon's head; a genus of North American labiate herbs. *P. virginiana*. Lion's heart; said to have been used as an antitachyplegic. [Gr., *physa*, a bladder, + *stega*, a covering.]
- Physostigma** (fi-so-stig'mah). 1. A genus of the *Phaseoleae*. 2. Of the U. S. Ph., Calabar bean (seed of *P. venenosum*). List of poisons and their antidotes, see in appendix, page 940. **extractum physostigmatis**. A preparation made by extracting Calabar bean with alcohol. It should contain 2 per cent. of ether-soluble alkaloids [U. S. Ph.]. **P. venenosum**. Calabar bean; indigestible near the mouths of the Niger and Old Calabar rivers of western Africa, and naturalized in India and Brazil. The fruit is a deadly poison. It is used in Africa as an ordeal poison. It contains several poisonous alkaloids (see *eserin* and *calabarin*) and an indifferent substance, phytosterin, closely allied to cholesterolin. P. is used chiefly as a miotic in glaucoma. It is antagonistic to atrophin and hyoscyamin. **tinctura physostigmatis**. A 10 per cent. tincture of Calabar bean [U. S. Ph.]. [Gr., *physa*, a bladder, + *stigma*, a mark.]
- physostigmin, physostigmina** (fi-sotig'min, fi-so-stig-me'nah). Eserin, an alkaloid found in Calabar bean. It is very poisonous. It counteracts the effect of atropin; also used to increase intestinal peristalsis after surgical operations about the abdomen. **lamellae physostigminae**. Wafers made of gelatin and glycerin, each containing $\frac{1}{1000}$ grain of physostigmin sulphate [Br. Ph.]. **physostigminae salicylas**. A soluble, but not deliquescent salt of physostigmin [U. S. Ph.]. **physostigminae sulphas**. Eserin sulphate, a very deliquescent salt of physostigmin and sulphuric acid [U. S. Ph.].
- Phytelminthus** (fi-tel-min'thus). See *Bothriocephalus*. [Gr., *phyton*, a plant, + *elmis*, a worm.]
- phytin** (fi'tin). A compound containing about 23 per cent. of phosphorus in organic combination.
- phyto-, phyt-**. Combining form of Gr., *phyton*, a plant; that which has grown.
- Phytolacca** (fi-to-lak'kah). Poke; a genus of shrubs or herbs (rarely trees) of the *Chenopodiales*. The species are acrid and emetic. Of the U. S. Ph., the root of *P. decandra*. The fluid extract of poke root is official in the U. S. Ph. **p. berry**. *Phytolaccae fructus*; the fruit of *P. decandra* [U. S. Ph., 1890]. **P. decandra**. Virginian poke; indigenous to the United States and also found (probably naturalized) in northern Africa and southern Europe. The root is used medicinally. It is emetic, cathartic, and in overdoses produces convulsions and death by respiratory paralysis. The berries are less active than the root. [Gr., *phyton*, a plant, + Lat., *lacca*, lac.]
- phytolaccatoxin** (fi'to-lak-kah-toks'in). A principle occurring in Japanese poke-berry and possibly in our *Phytolacca decandra*, having an action like that of picrotoxin.
- phytolaccin** (fi-to-lak'sin). 1. Of Clausen, a neutral tanninlike principle obtained from the seeds of *Phytolacca decandra*. 2. An alkaloid occurring in very small amounts in phytolacca.
- phytoparasitic** (fi'to-par-a-sit'ik). A vegetable parasitic organism. [Gr., *phyton*, plant, + *parasite*.]
- phytopathogenic** (fi'to-path-o-jen'ik). Producing disease in plants.
- phytopathology** (fi'to-path-ol'o-je). 1. The science of plant diseases. 2. The pathology of diseases traceable to vegetable origin. [Gr., *phyton*, a plant, + *pathology*.]
- phytoplasm** (fi'to-plasm). Vegetable protoplasm. [Gr., *phytos*, a plant, + *plasma*, formed matter.]
- phytoprecipitin** (fi'to-pre-sip'it-in). A precipitin produced by the injection of vegetable proteids into animals.
- phytosis** (fi-to'sis). 1. Phytogenesis. 2. A morbid condition caused by the presence of a vegetable parasite, especially a dermatomycosis. [Gr., *phyton*, plant.]
- phytosterin** (fi-tos'te-rin). Fatlike vegetable substances present in seeds and young shoots resembling cholesterolin.
- phytotoxin** (fi-to-toks'in). A soluble toxin obtained from the vegetable tissue, from the jequirity bean (*Abrus precatorius*). [Gr., *phyton*, plant, + *toxikon*, poison.]
- pia** (pe'ah). One of the cerebrospinal meninges, a delicate network of connective tissue in immediate relation to the surface of the brain and of the spinal cord. **cerebral p.** The p. of the brain. It contains in its meshes the ramifications of the cerebral vessels, closely follows the convolutions and gyri of the brain surface, lines the great fissures; and by some of them is continued into the ventricular cavities. **external p.** The p. covering the exterior of the brain as distinguished from the part within the ventricles. **internal p.** The p. which extends into the ventricles of the brain. **p. mater**. See *p.* **p. spinalis**, **spinal p.** The p. of the spinal cord. It is prolonged within the anterior and posterior median fissures, and forms the epineurium of each of the spinal nerves. [Lat., fem. of *pius*, gentle, delicate.]
- pia-arachnoid** (pi'ah-ar-ak'noid). The pia and the arachnoid considered as forming one organ.
- pian** (pe-an' or pi'an). Another name for yaws.
- piarhemia** (pi-ar-he'me-ah). Syn.: *chylous blood*. Fat in the blood. Lipemia. [Gr., *piar*, fat, + *aima*, blood.]
- pica** (pi'kah). An appetite or craving for unusual, unwholesome, even disgusting substances for food. [Lat.]
- picealis** (pi-se-al'is). Due to the action of tar; e. g., *acne picealis*. [Lat., *pix*, pitch.]
- piceous** (pi'se-us). 1. Pitchy; containing

pitch or tar. 2. Pitch-colored, reddish black.

pichi (pe'tche). See *Fabiana*.

picolin (pik'o-lin). Methylpyridin, $C_6H_4N \cdot CH_3$, found in animal tar and coal tar; also prepared synthetically. Upon injection in the animal organism, it is oxidized to pyridin, carboxylic acid, and excreted in the urine as pyridinuric acid.

Picraena (pik-re'nah). A genus of the *Simarubaceae*. **P. excelsa**. *Picraena* wood; indigenous to Jamaica and the Caribbean Islands. Its wood is the quassia (2d def.) of the U. S. Ph. [Gr., *pikros*, bitter.]

picrate (pik'rät). A salt of picric acid. [Gr., *pikros*, bitter.]

picratol (pik'rat-ol). Silver trinitratophenolate. Antiseptic and antigonorrhoeic.

pic'ric acid. See under *acid*.

picro-, picr-. Combining form of Gr., *pikros*, bitter.

picro-aconitin (pik'ro-ak-on'it-in). A base, $C_{31}H_{45}NO_{10}$, obtained from the bulbs of *Aconitum napellus*.

picrocarmin, picrocarminate (pik-ro-kar'min, pik-ro-kar'min-ät). A liquor obtained by mixing a solution of carmin in ammonia with a concentrated solution of picric acid; used as a staining agent in microscopy.

picro-er'ythrin. A crystalline bitter substance, $C_{12}H_{16}O_7 + 3H_2O$.

picrol (pik'rol). Potassium diiodoresorcin monosulphonate; an antiseptic.

picrolichenin (pik-ro-li'ken-in). A principle, of the probable formula, $C_{12}H_{20}O_6$, found in *Variolaria amara*.

picromel (pik'ro-mel). A mixture of impure taurocholates and glycocholates, having a bitter taste and a sweetish after-taste.

picropodophyllin (pik'ro-pod-o-fil'in). A decomposition product of podophyllotoxin.

picropyrin (pik-ro-pi'rin). A compound of picric acid and antipyrin.

Picrorrhiza (pik-ro-ri'zah). A genus of the *Digitaleae*. **P. kuerva**, **P. kurroa**, **P. kurroo**. An herb of the Himalayas; the P. of the Br. Ph., 1885. The intensely bitter root, the kali-kutki of India, is said to be a valuable tonic. It is used as a febrifuge, and is one of the numerous roots sold in the Bengal bazaars as *teeta*. [Gr., *pikros*, bitter, + *riza*, a root.]

picrosclerotin (pik-ro-skle'ro-tin). Of Dragendorff, mainly ergotinin with, possibly, some ergotoxin.

pirotin (pik'ro-tin). ($C_{16}H_{15}O_2$). An inactive decomposition product of picrotoxin.

picrotoxin (pik-ro-toks'in). A very bitter substance, $C_{30}H_{33}O_{12}$, found in cocculus indicus, of which it forms the active principle. It acts on the nervous centers, and especially on the motor, inhibitory, and respiratory centers of the medulla oblongata. It is used for the night sweats of phthisis, but it probably does more harm than good. It is a dangerous poison, causing convulsions and death by respiratory paralysis [U. S. Ph., 1890]. [Gr., *pikros*, bitter, + *toxikos*, poisonous.]

picrotoxinin (pik-ro-toks'in-in). $C_{16}H_{16}O_6$,

an exceedingly active decomposition product of picrotoxin, being about twice as poisonous as the latter.

Pictet's liquid. A mixture of sulphurous anhydrid and carbon dioxide liquefied by pressure; used by inhalation as a disinfectant.

piebald skin. See *leukoderma*.

piedra (pi-e'drah). A disease of the hair occurring in Colombia, South America. It consists of nodular concretions on the hair, produced by a fungus which grows in the oil used for dressing the hair. The nodules are the size of a pin's head and are so hard that they rattle when the hair is combed. [Sp., *pieдра*, a stone.]

pigeon breast. A deformity of the chest in which the sternum is prominent, caused by a forcing in of the sides.

pig'ment. 1. Any coloring matter. 2. A substance for topical application with a pencil or brush. **biliary p's**. See *biliprasin*, *bilifuscin*, *bilipurpurin*, *bilirubin*, *biliverdin*, *choletelin*, and *hydrobilirubin*. **blood p's**. See *hemoglobin*, *hematin*, *hemocyanin*, *hematoporphyrin*, *hemochromogen*, *methemoglobin*, and *oxyhemoglobin*. **urinary p's**. See *urobilin*, *urochrome*, and *uro-erythrin*. **uveal p**. The p. contained in the cells on the inner or posterior surface of the iris, the ciliary processes, and the choroid; properly a portion of the retina (*pars retinalis iridis*). [Lat., *pingere*, to paint.]

pigmen'tal, pig'mentary. Pertaining to or containing pigment.

pigmentation (pig-men-ta'shun). 1. The production of pigment. 2. The change of color caused by its presence. **lymphatic p**. The arrest of pigment granules, such as carbon or coloring matters used in tattooing, by the lymph nodules.

pigmented mole. See *nevus pigmentosus*.

pigmentophagy (pig-ment'o-faj). A cell that devours pigment. [Pigment + Gr., *phagein*, to eat.]

pile. 1. See *battery*. 2. See *hemorrhoid*. In this connection it is generally used in the plural. **thermo-electric p**. A battery, in which the development of an electric current depends upon heating the point of junction of two metals. [Lat., *pila*, 1. a pillar; 2. a ball.]

piliganin (pi-lig'an-in). A poisonous alkaloid obtained from *Lycopodium saururus*. It causes vomiting, purging, convulsions, and death.

pilimiction (pil-im-ik'shun). The passage of urine containing hairs. [Lat., *pilus*, hair, + *mictio*, passage of urine.]

pill. A pharmaceutical preparation consisting of a small, more or less spherical mass, of a size convenient for swallowing; of some pharmacopoeias, a pilular mass.

Blancard's p's. See *pilulae ferri iodidi*, under *ferrum*.

Griffith's p's. See *pilulae ferri carbonatis*, under *ferrum*.

Lady Webster p. See under *Lady Webster*. **Plummer's p**. See *pilulae antimonii compositae*, under *antimonium*.

[Lat., *pilula*, dim. of *pila*, a ball.]

pill'lar. A column or upright support;

also a structure resembling a column. **anterior p's of the fornix.** Two diverging columns that extend downward from the anterior extremity of the body of the fornix, anterior to the foramen of Monro, along the sides of the third ventricle. **external p. of the abdominal ring.** The outer aponeurotic margin of the external abdominal ring, formed by a portion of Poupart's ligament. **internal p. of the abdominal ring.** The inner aponeurotic margin of the external abdominal ring. **muscular p's.** See *muscle columns*, under *columns*. **p's of Corti.** See *rods of Corti*, under *rod*. **p's of the diaphragm.** Bundles of tendinous fibers which arise on the right side from the anterior surfaces of the first, second, and third lumbar vertebrae and the intervertebral fibrocartilages, and on the left side from the anterior surfaces of the second and third lumbar vertebrae, and pass upward and outward, forming an arch over the aorta. **p's of the fauces.** The folds of mucous membrane between which the tonsil is situated. **posterior p's of the fornix.** The two bands forming the prolongation of the fornix posteriorly. [Lat., *pila*, mole, pier, pillar.]

pilo- Combining form of Lat., *pilus*, hair.

pilocarpidin (pi-lo-kar'pid-in). An alkaloid derived from jaborandi leaves, $C_{10}H_{14}N_2O_2$. It acts qualitatively like pilocarpin, but more weakly.

pilocarpin (pi-lo-kar'pin). A base, $C_{11}H_{13}N_3O_2$, found in jaborandi. It is an active diaphoretic and is used as a miotic in glaucoma. **p. hydrochloridum.** The hydrochlorid of p. [U. S. Ph.]. **pilocarpinae nitras.** The nitrate of p. [U. S. Ph.]. **P. phenas.** Aseptolin. [Lat., *pilocarpina*.]

Pilocarpus (pi-lo-kar'pus). 1. A genus of the Rutaceae. 2. The dried leaflets of *P. microphyllus* or *P. jaborandi*. They are bitter and somewhat pungent, and when bruised, slightly aromatic. *P.* is a powerful diaphoretic and sialagogue. It is used in dropsy, etc., and is a strong mydriatic. It is antagonistic to atropin. The fluidextract of *P.* is official in the U. S. Ph. **P. jaborandi.** The dried leaves are official. **P. microphyllus.** See *P.* (2d def.). **P. pennatifolius**, **P. pinnatifolius**, **P. pinnatus.** The jaborandi plant, the species yielding the p. of the U. S. Ph., 1880; probably identical with *P. selloanus*; a shrub of tropical and subtropical Brazil. The bark, as well as the leaves, contains p. and is used as a sudorific and sialagogue. **P. selloanus.** Rio Janeiro jaborandi; a species found in Brazil and Paraguay, differing little, if at all, from *P. pinnatifolius*, official in U. S. Ph., 1890. [Gr., *pilos*, a cap, + *karpos*, fruit.]

pilomotor (pi-lo-mo'tor). Applied to muscles causing movement of hairs. [Lat., *pilus*, hair, + *motor*, mover.]

pilonidal (pi-lo-ni'dal). Serving as a nest for the lodgment of hair. See *foveola coccygea*, under *foveola*. [Lat., *pilus*, a hair, + *nidus*, a nest.]

pilosis (pi-lo'sis). Excessive growth of hair. [Lat., *pilus*, hair.]

pilula (pil'u-lah). See *pill*. **pilulae catharticae compositae.** Compound cathartic pills, containing calomel, resin, gamboge, and compound extract of colocynth [U. S. Ph.]. **pilulae catharticae vegetabiles.** These differ from the compound cathartic pills mainly in the omission of calomel and the addition of extract of leptandra and resin of podophyllin [U. S. Ph.]. **pilulae laxativae compositae.** A pill of aloin, strychnin, extract of belladonna, and ipecac [U. S. Ph.]. **pilulae triplexes.** Triplex pills. A pill composed of purified aloes, mass of mercury, and resin of podophyllin. Francis triplex pills are more complex, containing aloes, scammony, mass of mercury, castor oil, oil of caraway, and tincture of aloes and myrrh [N. F.]. [Lat., dim. of *pila*, a ball.]

pilular (pil'u-lar). Pertaining to, resembling, or proper for making into pills. [Lat., *pilula*, a pill.]

pi'lus. A hair. See *capillus*, *crinis*, *villus*, and *seta*. **pili anales.** Hairs which grow about the anus. **pili capitis.** Hairs of the head; capilli. **pili cupulati.** Hairs having cup-shaped bulbous roots; papilla hairs. **p. cutis.** The short, downy hairs that grow over the general surface of the skin; lanugo hairs. **pili pudendorum.** The pubic hair. **pili subaxillares.** The hair of the axillae. [Lat.].

pimel- Combining form of Gr., *pimele*, fat; used as a prefix to designate fatty or associated with fat.

pimelitis (pim-el-i'tis). 1. Inflammation of the adipose tissue. 2. Inflammation of connective tissue. [Gr., *pimele*, fat, + *itis*, inflammation.]

pimeloma (pim-el-o'mah). A fatty tumor. [Gr., *pimele*, fat, + *oma*, a tumor.]

pimelorrhœa (pim'el-o-re'ah). Fatty diarrhea. [Gr., *pimele*, fat, + *roia*, flow.]

pimelosis (pim-el-o'sis). A more correct name for adiposis. [Gr., *pimele*, fat.]

pimeluria (pim-el-u're-ah). Fatty urine. [Gr., *pimele*, fat, + *ouron*, urine.]

Pimenta (pim-en'tah). 1. A genus of very fragrant myrtaceous trees of tropical America. 2. Allspice; the dried, nearly ripe aromatic fruit of *P. officinalis* [U. S. Ph.]. **agua pimentae.** A preparation made by distilling allspice with water. **oleum pimentae.** A volatile oil distilled from the fruit of *P. officinalis*. It has essentially the same composition as oil of cloves, but differs in flavor. It is used as an aromatic stimulant [U. S. Ph.]. **P. acris.** Wild cinnamon, the wild clove of the West Indies. Its fruit yields an oil (oil of bayberry), which consists of eugenol and a hydrocarbon. The leaves are used as a spice and medicine in the West Indies. **P. aromatica**, **P. communis**, **P. officinalis**, **P. vulgaris.** An evergreen tree indigenous to the West Indies, Mexico, and South America, and cultivated especially in Jamaica for its fruits, which are the allspice of com-

merce (see *P.*, 2d def.). The bark is mildly aromatic and astringent. The leaves are aromatic and astringent and are used as a spice. [Span., *pimenta*, allspice, from Lat., *pimentum*, spice.]

Pimpinella (pim-pin-el'lah). A genus of the *Umbelliferae*. **P. anisum**. Anise. **P. magna**. A species the root of which is larger than that of *P. saxifraga*. Its properties are similar, but less active, and it was formerly used medicinally. **P. saxifraga**. Burnet saxifrage, or pimpinella; a perennial species growing throughout Europe and in Asia. The root is considered diaphoretic, diuretic, and stomachic. It has an aromatic but disagreeable odor, and a pungent, acrid, sweetish taste. It yields a volatile oil of penetrating odor and biting taste; it also contains an acrid resin. The herb and seed also were formerly official.

pimple. A small rounded tumor of the skin, usually reddened. [Ang.-Sax., *pimpele*.]

pinacolin (pin-ak'o-lin). 1. A liquid, C_8H_{16} — $\text{CO} - \text{C} \equiv (\text{CH}_3)_3$, derived from pinacone. 2. Any ketone obtainable by the decomposition of a pinacone in the more general sense.

pinapin (pin'ap-in). Fermented pineapple juice; used in gastric catarrh and, as a spray, in nasal catarrh.

pine. See *Pinus*. **p. needle oil**. A volatile oil distilled from the leaves of *Pinus pumilio*. It is colorless, or nearly so, with an aromatic, lavenderlike odor and a pungent but not unpleasant flavor. It resembles turpentine in medicinal properties, but is milder. It is used by inhalation in the treatment of respiratory diseases.

pineal (pi'ne-al). 1. Shaped like a pine cone. 2. See *pineal gland*, under *gland*.

pinealism (pi'ne-al-izm). A clinical syndrome due to derangement of the pineal body functions.

pinene (pi'nēn). A hydrocarbon, $\text{C}_{10}\text{H}_{16}$, of the terpene series. It is the principal constituent of the oil of turpentine and is found in many of the essential oils.

pinguefaction (pin-gwe-fak'shun). Conversion into fat. [Lat., *pinguis*, fat, + *facere*, to make.]

pinite (pi'nit). A very sweet crystalline body, $\text{C}_6\text{H}_8(\text{OH})_4\text{O}$, isomeric with mannitan, found in the exudation of *Pinus lambertiana*; used as a laxative.

pink-eye. An acute catarrhal conjunctivitis, giving a pink or red appearance to the eyeball.

pink-root. See *Spigelia*.

pinna (pin'nah). The external part of the ear.

pinol. The volatile oil of the leaves of *Pinus pumilio*.

pint. In the United States, 16 fluidounces. The imperial p. of Great Britain contains 20 ounces, imperial measure, nearly one-fourth more than the pint in use here. See *table of weights and measures*, in *appendix*.

pin'ta. A contagious disease endemic in tropical America, produced by several

fungi, such as *Aspergillus*, *Penicillium*, etc., and characterized by the occurrence of peculiar persistent violet, red, yellow, grayish blue or black patches in the skin. [Sp., *pinta*, spot, stain, mark.]

Pinus. 1. A genus of coniferous trees; the pines. 2. A family of plants including *P.*, *Larix*, *Abies*, *Thuja*, *Cupressus*, *Juniperus*, *Taxus*, *Ephedra*, *Casuarina*, and *Equisetum*. 3. See *pineal gland*, under *gland*. **balsamum nativi pini laricis**. Venice turpentine. **balsamum nativum pini silvestris**. Common turpentine. **balsamum pini laricis**. Venice turpentine. **oleum pini silvestris**. Pine needle oil. **P. abies**. *Abies pinus*. **P. australis**. Yellow pine; a species yielding much turpentine, resin, pitch, and tar through all seasons. **P. pumilio**. The upright-coned mountain pine; a recumbent bush closely allied to *P. silvestris*; found on the Alps and the Carpathians. It yields the oil of pine. **P. silvestris**. Birk apples; a tree of middle and northern Europe and northern Asia; a source of pitch, tar, and turpentine. An essential oil, obtained by distillation from the leaves, is used in medicine (*pine needle oil*). [Lat., *pinus*.]

pinworms. See *Oxyuris vermicularis*.

pilo-epithelium (pi'lo-ep-ith-e'le-um). Epithelium containing deposits of fat.

pioscope (pi'os-kōp). A galactometer in which the richness of the milk is estimated from its correspondence with one or other of six shades of color painted on the instrument. [Gr., *pion*, fat, + *skopein*, to examine.]

pip. A disease of fowls in which a pellicle grows on the tip of the tongue.

Piper. 1. The peppers, a genus of the *Piperaceae*. They contain an acrid resin, an aromatic volatile oil, and a crystallizable principle, piperin, chiefly present in the root and fruit. 2. Of the U. S. Ph., the unripe fruit of *P. nigrum*. Black peppers are berrylike fruits having an aromatic smell and a hot, pungent taste. They contain piperin, a resin, an essential oil isomeric with oil of turpentine, gum, starch, lignin, etc. Black pepper is carminative and stimulant, but is used chiefly as a condiment. **confectio piperis**. A mixture of black pepper, caraway fruit, and clarified honey [Br. Ph.]. **oleoresina piperis**. A preparation made by extracting black pepper with acetone and evaporating off the acetone [U. S. Ph.]. **P. cubeba**. A shrub indigenous to Java, Borneo, Sumatra, and parts of the East Indies; the source of cubeb. **P. decortiatum**. White pepper. **P. longum**. 1. A shrub indigenous to Malabar, Ceylon, eastern Bengal, Timor, and the Philippines, and cultivated in India for its fruits (see 2d def.). 2. The unripe fruit of *P. officinarum* and of *P. longum* (1st def.); long pepper, the *peperi makron* of the ancients. It is rarely used medicinally, except in veterinary practice. **P. longum**. A Java species with fruits closely resembling true cubeb. **P. methysticum**, *P. methysticum*. The ava or

- kava of the South Sea Islands. **P. ni-grum**. Black pepper (plant). See *P.* (2d def.). **P. officinarum**. Long pepper. [Lat., *piper*, pepper.]
- piperazin, piperazidin** (pip'er-a'zin, pip'er-az'id-in). Diethylendiamin, $C_4H_{10}N_2 + 6H_2O$, a synthetic base. It is a solvent of uric acid and has been used in gout and as a solvent for urinary calculi. **p. quinates**. See *sidonal*.
- piperidin** (pi-per'id-in). A strongly alkaline, colorless liquid, C_4H_9N , obtained from pyridin by reduction; it acts like conium, but is weaker.
- piperin** (pip'er-in). An alkaloid, $C_{17}H_{19}NO_3$, found in various species of *Piper*. It was used in malaria at one time. It is nearly tasteless when first put into the mouth, but develops a sharp, pungent taste. [Lat., *piperina*, U. S. Ph.]
- pipet** (pi-pet'). A glass tube or narrow vessel, with or without expanded portions, graduated or not, open at both ends, generally drawn out to a moderately small size at one end, used for conveying definite quantities of liquids. [Fr., *pipette*, dim. of *pipe*, pipe.]
- pipmen'thol**. See *menthol*.
- Pipissewa** (pip-sis'se-wah). See *Chimaphila*.
- piqûre** (pe'ker). The operation of puncturing the floor of the fourth ventricle with a probe, resulting in the production of glycosuria. [Fr.]
- piriformis** (pi-ri-for'mis). Pear-shaped. See *table of muscles*, under *muscle*. [Lat., *pirus*, pear, + *forma*, form.]
- Pirogoff's amputation**. Amputation of the foot, the lower articular surfaces of the tibia and fibula being sawn through and the ends covered with a portion of the os calcis. [Nikolai Ivanovitch Pirogoff, Moscow surgeon, 1810-1881.]
- Piroplas'ma**. A genus of parasitic protozoans in the blood corpuscles of horses, dogs, sheep, and cattle. **P. bigeminum**. Syn. for *Babesia bigemina*. A species causing Texas cattle fever.
- Pirquet's skin reaction**. In cases of tuberculosis by the application of tuberculin to the skin from which the epithelium has been removed.
- Piscidia** (pis-sid'e-ah). 1. A genus of leguminous trees, scarcely different from *Louhocarpus*. 2. The root bark of *P. erythrina*. **P. erythrina**. Jamaica white dogwood. The leaves, twigs, and root bark have long been used to stupefy fish. [Lat., *piscis*, a fish, + *caedere*, to slay.]
- piscidin** (pis-i'din). Probably a mixture of principles having a curare action obtained from *Piscidia erythrina*.
- pisiform** (pi'si-form). Shaped like a pea. [Lat., *pisiformis*, from *pisum*, a pea, + *forma*, form.]
- Pistacia** (pis-ta'se-ah). A genus of anacardiaceous trees or shrubs; in the pl., *pistaciae*, p. nuts. **P. lentiscus**. Common mastic tree, indigenous to the shores of the Mediterranean. Its sap constitutes, after hardening, the mastic of commerce. The wood was formerly used as a hemostatic and astringent. **p. nuts**. The edible cotyledons of the fruit of *P. vera*. The fruits themselves (which are also called p. nuts) are oblong drupes somewhat larger than olives, with a brittle shell containing the cotyledons. These have a greenish color and agreeable taste, and are much used as food, either dried like almonds or made into confections, etc. They contain sugar, and a fixed oil obtained from them by expression, and are a mild demulcent. They are not much employed medicinally and readily turn rancid. [Gr., *pistakia*.]
- pit.** 1. See *fossa* and *depression*. 2. To be or become marked with a pit or shallow depression; to p. on pressure, where edema is present, is to preserve for a short time a depression made by pressure, as with the tip of the finger. **nasal p's, olfactory p's**. Two small depressions on the anterior cerebral vesicle, from which the nasal fossae develop. **p. of the stomach**. 1. See *infrasternal depression*, under *depression*. 2. See *anticardium*. **stomach p's**. The openings or mouths of the gastric tubules seen in the mucous surface of the stomach; also called stomach cells and stomach ducts. **tear p.** See *lacrimal sinus*, under *sinus*. [Ang.-Sax., *pyt*, hole.]
- pitayin** (pit-ah'yin). An alkaloid contained in some varieties of cinchona bark.
- pitch**. The substance left behind in the distillation of tar. It is a shiny, black, solid substance which, on the application of moderate heat, becomes viscous and adhesive. It consists of fixed resin and volatile resinous principles. It was formerly official in the Br. Ph. as *pix* (*pix nigra* or *pix arida*). **artificial Burgundy p.** A factitious product, devoid of the fragrance of Burgundy p., made by melting together p., rosin, and turpentine, or rosin and palm oil or some other fat, and agitating the mixture with water to give it the necessary opaqueness. **Burgundy p.** The prepared resin of *Abies excelsa*. In commerce the term includes the prepared turpentine of various other coniferous trees. When pure, it is a somewhat opaque, yellowish brown, aromatic, strongly adhesive substance, differing from turpentine chiefly in its smaller proportion of volatile oil. It breaks with a clear conchoidal fracture, and when cold is brittle and hard, yet eventually assumes the form of the vessel in which it is kept. It is used in the form of plaster as a mild rubefacient. **Canada p.** Hemlock p., the prepared resin of *Abies canadensis*, a hard, brittle, reddish brown, opaque, nearly tasteless substance of a weak peculiar odor. It contains but a minute percentage of volatile oil. It is used like Burgundy p., but softens at a much lower temperature [Lat., *pix canadensis*, U. S. Ph., 1880]. **mineral p.** Asphalt. [Ang.-Sax., *pic*; Lat., *pix*.]
- pith**. The medulla, or central portion, of a stemlike structure. It consists chiefly of soft, thin-walled cells, which become dry and light after the growing period.
- pithiatism** (pith-i'at-izm). A term sug-

gested by Babinski as separating from hysteria those cases in which suggestion alone caused the symptoms. [Gr., *peith-ein*, to persuade, + *iatos*, curable.]

pituitary (pit-u'it-a-re). Pertaining to or secreting mucus. **p. body**. See under *body*. **p. gland**. See *p. body*, under *body*. **p. fossa**. See *sella turcica*, under *sella*. **p. substance**. The desiccated pituitary substance (anterior lobe) consists of the dried and powdered anterior lobe of the pituitary of the ox; the desiccated substance of the posterior lobe as well as the desiccated substance of the entire pituitary body, is used. The action of the two proteids, as well as of the entire gland, have not been determined, though the association of a pathologic condition of the gland with acromegaly suggests the therapeutic employment of the substance in that disease. [Lat., *pituita*, phlegm, mucus.]

pituitin (pit-u'it-in). The name given to the hormone supposed to be formed in the posterior lobe of the pituitary body. It causes vasoconstriction, slowing of the heart, secretion of urine, and dilatation of the pupil.

pituitous (pit-u'it-us). Containing or secreting mucus.

pituri (pit-u're). The leaves of *Duboisia Hopwoodii*. They contain piturin and are used by the Australian natives for chewing.

piturin (pit'u-rin). An alkaloid found in pituri; it resembles nicotin closely and may be identical with it.

pitiriasis (pit-ir-i'as-is). The name of various skin diseases which are characterized by the formation of branny scales.

p. alba atrophicans. Another name for atrophoderma albidum. **p. capitis**. Syn.: *dandruff*. Another name for dermatitis seborrhoica. **p. lichenodes seborrhoica chronica**. Another name for resistant maculopapular, scaly, erythrodermia. **p. linguae**. Another name for transitory benign plaques of the tongue. **p. maculata et circinata**. See *p. rosea*. **p. nigra**. The dark brown or black patches sometimes found in *p. versicolor* occurring in warm climates. **p. pilaris**. See *p. rubra*. **p. rosea**. Syn.: *p. maculata et circinata*. A disease of the skin characterized by the development of symmetrically distributed macules or patches which are rounded or circinate in outline, slightly scaly, and of a faint red color. **p. rubra** (*Hebra*). This is a form of persistent general exfoliative dermatitis, first described by Hebra under the name *p. rubra*. **p. rubra pilaris**. A chronic disease characterized by the formation around the hair follicles of subacute inflammatory papules, which are capped by acuminate horny scales. These coalesce and produce infiltrated plaques of dry, scaling dermatitis involving large areas. **p. versicolor**. Another name for *tinea versicolor*. [Gr., *pituron*, bran.]

pivot joint. See *trochoid articulation*, under *articulation*.

pix. See *pitch*. **emplastrum picis**. A plaster made with Burgundy pitch, frankincense, rosin, yellow wax, and olive oil. **emplastrum picis canadensis**. A plaster consisting of 1 part of yellow wax and 9 parts of Canada pitch [U. S. Ph., 1880]. **emplastrum picis cantharidatum**. Syn.: *emplastrum calefaciens*. A plaster made of create of cantharides and Burgundy pitch [U. S. Ph., 1890]. **emplastrum picis liquidae compositum**. A preparation of resin, tar, podophyllin, phytolacca, and sanguinaria [N. F.]. **liquor picis alkalinus**. A 25 per cent. solution of tar in water with 12.5 per cent. of potassium hydroxid [N. F.]. **liquor picis carbonis**. A solution containing about 20 per cent. of prepared tar in a tincture of quillaia. **oleum picis (liquidae)**. Tar oil [N. F.]. **p. abietina**. See *Burgundy pitch*, under *pitch*. **p. asphalti**. Asphalt. **p. betulina**. *p. betulina*. Birch tar. **p. burgundica**. Burgundy pitch. **p. canadensis**. See *Canada pitch*, under *pitch* [U. S. Ph., 1880]. **p. liquida**. Pine tar, obtained by the distillation of different species of pine [U. S. Ph., Br. Ph.]. **syrupus picis (liquidae)**. Syrup of tar, containing ½ per cent. of tar [U. S. Ph.]. **unguentum picis liquidae**. A 50 per cent. ointment of tar [U. S. Ph.], or about 70 per cent. [Br. Ph.]. [Lat.]

pix'ol. A disinfectant made of tar, soft soap, and caustic potash, used in 5 per cent. solution like lysol.

placebo (plas-e'bo). A make-believe medicine; something administered for its effect on the patient's imagination rather than because it is of medicinal value. [The first person sing. fut. ind. of Lat., *placere*, to please. Lit., *I will please you*.]

placenta (pla-sen'tah). Syn.: *hepar uterinum*. The afterbirth; an organ which during fetal life, in nearly all mammals, performs the function of aerating the blood of the fetus by providing the mechanism necessary to a direct interchange of gases between the fetal and the maternal blood; consisting of a maternal portion (see *maternal p.*) and a fetal portion (see *fetal p.*) closely interwoven with each other, the whole organ, thus doubly constructed, being intimately connected with the internal organism by its implantation upon the interior of the uterine wall on the one hand and connected with the fetal circulation by the umbilical cord on the other. **annular p.** See *zonary p.* **basal p.**, **basilar p.** A free central p., a p. in which the ovules are borne on a column which rises free from the bottom of the ovary. **battledore p.** That form of insertion of the umbilical cord into the margin of the p. in which it spreads out so as to resemble a battledore. **bell-shaped p.** See *dome-like p.* **circinate p.** A cup-shaped p. **cordiform p.** A p. having a marginal indentation giving it a heart shape. **deciduate p.** A p. of which the maternal

portion comes away at delivery. **diffused p.** See *p. diffusa*, *p. membranacea*, and *villous p.* **discoid p.** That variety of *p.* in which, as in the human subject, it constitutes practically one mass, circumscribed in outline and more or less circular in form. **disseminated p.** See *villous p.* **domelike p.** That variety of *p.* in which the chorionic villi persist at the upper pole of the chorion, and for some distance around that point, but disappear from the lower pole. **double p.** A placental mass formed of the two placentae of a twin gestation. **fetal p.** That portion of the *p.* which is formed by the aggregation of chorionic villi and in which the umbilical vein and arteries ramify. **free central p.** See *basal p.* **fundal p.** A *p.* that is attached to the uterine wall within the fundal zone. **horseshoe p.** A placental formation in which the two placentae of a twin gestation are united by a strip of placental tissue. **lateral p.** A *p.* attached to the lateral wall of the uterus. **marginate p.** A *p.* which has a large amount of elevated tissue on the edge. **maternal p.** That portion of the *p.* which originally consisted of the superficial part of the decidua serotina, forming a thin, translucent, whitish gray layer attached to the uterine surface of the fetal *p.* so closely as to be separable only in small pieces. **membranous p.** See *p. membranacea.* **non-deciduate p.** A *p.* of which the maternal portion is not shed at birth. **p. biloba**, **p. bipartita.** See *p. dimidiata.* **p. cirsoides.** A *p.* with a cirroid arrangement of the branches of the umbilical arteries. **p. diffusa.** The diffused *p.*; that variety of placental formation in which small, simple chorionic villi are scattered over nearly the whole outer surface of the chorion, without any aggregation. **p. dimidiata.** A two-lobed *p.*; to be distinguished from the true double *p.* **duplex.** A double *p.* **p. fenestrata.** A *p.* so formed that at some point not involving the periphery its substance is lacking, the chorion being free from villi at that point and transparent like a window. **p. fetalis.** See *fetal p.* **p. membranacea.** A pathological thinning of the *p.* from atrophy. **p. previa.** A *p.* placed between the fetus and the uterine canal. *i. e.*, a *p.* which is "in the way." It is central or total or partial according to its situation. **p. reniformis.** A kidney-shaped half of a *p. dimidiata.* **p. sanguinis.** A blood clot. **p. spuria.** An outlying portion of *p.* which has not preserved its vascular connection with the decidua vera. **p. succenturiata.** One of the separate lobes which are sometimes formed near the general mass of the organ, from which they are more or less detached. **p. tripartita.** A *p.* consisting of three separate lobes; to be distinguished from the triple *p.* **p. uteri.** See *maternal p.* **polycotyledonary p.** That variety of placental formation in which, as in the ruminants, the chorionic villi are collected into a number of large

separate tufts scattered over the surface of the chorion, each tuft being received into a cryptlike depression in a thickened portion of the uterine mucous membrane. **retained p.** A *p.* which fails to be expelled after childbirth, because it is retained within the uterus, either from irregularity of the uterine contractions or because it is adherent. **triple p.** A placental mass formed of the three placentae of a triple gestation. See *p. tripartita.* **twin p.** See *double p.* **uterine p.** See *maternal p.* **velamentous p.** A *p.* having the umbilical cord attached at one end. **villous p.** A placental formation in which the cotyledons are scattered and have the form of chorionic villi. **zonary p.** A *p.* in which the organ extends around the interior of the uterus in the form of a belt (*zona*) or ring surrounding the equator of the chorion. [Gr., *plakous*, a flat cake, from *plax*, plain.]

placental. Belonging to or resembling the placenta. **p. blood spaces.** See *intervillous lacunae*, under *lacuna*. **p. bruit.** See *uterine souffle*, under *souffle*.

placenteritis (plas-en-ti'tis). Inflammation of the placenta. [*Placenta*, + Gr., *itis*, inflammation.]

placentolysin (pla-sen-to'lis-in). A lysin obtained by injecting placental tissue into an animal. The serum thus obtained is destructive to the placental cells of the species of animal from which the placenta was taken. [*Placenta*, + Gr., *lysis*, solution.]

Placi'do's disk. An instrument used to detect faint opacities or irregularities in the surface curvatures of the cornea.

plague (pläg). Any destructive pestilence; especially a specific, acute and malignant disease, epidemic malignant adenitis, otherwise known as *babonic* or *oriental p.* It is transmitted to man from infected rodents by means of fleas. **swine p.** 1. See *hog cholera*, under *cholera*. 2. A disease of hogs in Europe, differing in character from the American swine *p.*, or hog cholera, and caused by *B. suisepiticus*. [Lat., *plaga*, pestilence.]

plane. 1. A level surface; a surface such that if any two of its points are joined by a straight line that line will lie wholly within the surface. 2. An ideal *p.* as above defined, used as a basis or standard of reference by means of which the positions of the parts of a body or organism are indicated. **alveolocondylar p.** The *p.* tangent to the alveolar point and most prominent points on the lower aspects of the condyles of the occipital bone. **coccygeal p.** The fourth parallel *p.* of the pelvis. **diagonal p.** Of a flower, any vertical *p.* which is not anteroposterior or lateral. **double inclined p.** Two boards united by hinges and resting upon a third; used to support the lower limb flexed in the treatment of fractures. **first focal p.** See *focal p.'s.* **first principal p.** See *focal p.'s.* **focal p.'s.** Two *p.'s* drawn respectively through the anterior and posterior principal foci of a dioptric system (*e. g.*, the eye) and perpen-

dicular to the line (axis of the system) connecting the two. The p. passing through the anterior focus is called the anterior (or first) focal p.; that passing through the posterior focus the posterior (or second) focal p. **glabello-occipital p.** The vertical p. of the maximum anteroposterior diameter of the skull. **inclined p.** A surface situated obliquely to the p. of the horizon; one of the elementary mechanical powers. **inclined p's of the pelvis.** "The sciatic spines," says Lusk, "divide the pelvic cavity into two unequal sections. In the larger, anterior section, the lateral walls slope toward the symphysis and arch of the pubes, while posteriorly the walls slope in the direction of the sacrum and coccyx. The declivities in front of the spines are termed the anterior inclined p's of the pelvis, over which rotation of the occiput takes place in the mechanism of normal labor. Behind the spines the lateral slopes are known as the posterior inclined p's." **medial p., median p., mesial p.** A p., usually anteroposterior, which divides a body or organ into two equal and symmetrical parts. The median p. of the body is known as the meson. **orbital p.** See *planum orbitale*. **parallel p's of the pelvis.** P's intersecting the axis of the pelvic canal at right angles, and therefore in reality not parallel. Four such p's are distinguished: the first parallel p. of the pelvis is the p. of the superior strait; the second is the p. extending from the middle of the sacral vertebra to the level of the subpubic ligament; the third is the p. at the level of the spines of the ischia; and the fourth is the p. at the outlet. **p. of refraction.** A p. passing through a refracted ray of light and drawn perpendicular to the surface at which refraction takes place. **p. of regard.** A p. passing through the fovea of the eye and the fixation point. **p's of the pelvis.** Imaginary p's touching the same parts of the pelvic canal on the two sides. **principal p's.** See *focal p's*. **sagittal p.** The median anteroposterior p. of the body. **single inclined p.** A support for the lower limb in the treatment of certain fractures, consisting of a board laid under the limb which is raised at the distal end and inclines downward to the buttocks. [Lat., *planus*, flat.]

Planococcus (pla-no-kok'us). A genus of the *Coccaceae* *flagella* the members of which are flagellated and divide in two directions. [Gr., *plane*, wandering, + *kokkos*, coccus.]

Planosarcina (pla-no-sar'se-nah). A genus of motile spherical *Coccaceae* occurring in twos or tetrads and dividing in three directions. They are usually chromogenic and non-pathogenic, being isolated from manure and sewage. [Gr., *plane*, wandering, + Lat., *sarcina*, a bundle.]

Planta'go latifo'lia. Syn.: *P. major*. Greater plantain. The root, herb, and seed were formerly official. The leaves are still used empirically as an outward stimulant application to sores and wounds.

They contain resin, wax, albumin, pectin, and citric and malic acids.

plantaris (plan-ta'ris). See *table of muscles*, under *muscle*.

planum (pla'num). See *plane*. **p. frontale orbitae.** The roof of the orbit. **p. maxillare orbitae.** The floor of the orbit. **p. orbitale.** The maxillary portion of the orbit. **p. popliteum femoris.** The flat triangular area on the posterior surface of the tibia, between the ridges into which the *linea aspera* divides. **p. semicirculare ossis frontis.** The portion of the frontal bone entering into the formation of the temporal fossa. **p. semilunare.** An elevation on the epithelial layer of the walls of the ampullae, at right angles to each end of the *crista acustica*, to which some of the terminal filaments of the auditory nerve are conveyed. **plana temporalia.** The lateral surfaces of the skull.

plaque (pläk). A flat circumscribed area on the skin or mucous membrane; a blood platelet. [Fr.]

plasm, plasma (plaz'm, plas'mah). 1. Of Haeckel, the animal or the vegetable substance which is the seat of all vital activity. See *protoplasm*. 2. The liquid portion of the unclotted blood and lymph. See *blood p.* **blood p.** The clear transparent fluid in which the blood corpuscles float. **germ p.** Syn.: *germinal nucleoplasm*. 1. The protoplasm of the germ cells. At every ontogenesis a portion of the germ plasma, on Weismann's theory, is not used for the formation of the offspring, but is reserved unchanged to produce the germ cells of the following generation. It is, therefore, as deathless as the species itself. 2. See *karyoplasm* and *nucleoplasm*. **histogenetic p.** Syn.: *histogenetic nucleoplasm*. The protoplasm of the body, which controls the development or regeneration of the tissues, in contradistinction to the germ p. **lymph p.** The liquid part of lymph; lymph less the lymph corpuscles. **muscle p.** A juice obtained from muscle by prolonged pressure. It coagulates spontaneously, forming myosin. **somatic p.** Syn.: *somatoplasm*. The protoplasm of the cells of the body, other than the germ cells or the portion of the fertilized germ cell, which gives rise in development to these cells. [Gr., *plasma*, from *plassein*, to mold.]

plasmaphere'sis. The process of removing the plasma from drawn blood and returning the cells to the circulation. Used in experimental investigations.

plasmatic, plasmatical (plas-mat'ik, plas-mat'ik-al). Pertaining to or of the nature of plasma, especially the blood plasma; containing plasma.

plas'ment. A proprietary jellylike substance made from *Cetraria islandica*; used as a soothing application and as a lubricant.

plas'min. A name, given by Buchner, to the cell juices which can be expressed free from various bacteria capable of

- producing the same effects as the bacteria themselves. See *endotoxin*.
- Plasmodidae** (plas-mo'de-di). A family of the Protozoa and the class *Mastigophora*.
- Plasmodium** (plas-mo'de-um). A genus of unicellular animal organisms belonging to the subkingdom *Protozoa*, the phylum *Mastigophora*, and the order *Binucleata*.
- P. falciparum**. Syn.: *Laverania malariae*. The parasite of estivo-autumnal malaria developing within or outside of the red blood corpuscle.
- P. malariae**. Syn.: *Laveran's bodies*, *Laveran's corpuscles*, *Hematomonas*. See also in appendix, page 901. The parasite of quartan malaria; also a general term for the parasite of malaria. An organism usually growing in and at the expense of the red blood corpuscles.
- P. vivax**. The parasite of tertian malaria. [Gr., *plasma*, plasma, + *eidōs*, resemblance.]
- plasmolysis** (plas-mol'is-is). The liberation of the cell cytoplasm or its granules from the cell, as the freeing of digestive ferments from the leukocytes. [Gr., *plasma*, plasma, + *lysis*, solution.]
- plasmon**. A proprietary food preparation made from the albumin of milk.
- plasmona** (plas-mo'nah). A collection of "plasma cells," inflammatory products observed in chancre, lupus, etc., and acute interstitial visceral inflammation, such as acute interstitial nephritis.
- plasmotropism** (plaz-mot'ro-pizm). A destructive action on the red blood cells in the liver, spleen, or marrow. [Gr., *plasma*, plasma, + *trepein*, to turn.]
- plasmon**. Of Denis, a supposed fibrin-producing substance in the blood. According to his view, coagulation is due to the conversion of p. into fibrin. [Gr., *plassein*, to form.]
- plas'ter**. A medicinal preparation for external use in which the ingredients are made into a tenacious mass of harder consistency than a cerate, having as the base an insoluble lead soap or a mixture of resin with fat or wax, and spread upon skin, linen, muslin, or paper.
- adhesive p.** See *emplastrum resinae*, under *resina*.
- blistering p.** See *emplastrum cantharidis*, under *Cantharis*.
- court p.** A p. consisting of a solution of isinglass in water spread thinly and very smoothly upon a silk backing so as to adhere to the skin when moistened, the silk being painted on the reverse side with tincture of benzoin. [*Emplastrum ichthyocolle*, U. S. Ph., 1890.]
- diachylon p.** See *emplastrum plumbi*, under *plumbum*.
- English p.** See *court p.*
- p. of Paris**. See *calcium sulphate*, under *calcium*.
- sticking p.** See *emplastrum resinae*, under *resina*. [Lat., *emplastrum*.]
- plas'tic**. 1. Formative (said of lymph, etc.). See *p. surgery*, under *surgery*. 2. Capable of being easily molded. [Gr., *plastikos*.]
- plasticity** (plas-tis'it-e). The property of being easily molded into different forms.
- plas'tid**. Of Haeckel, one of the morphological units (a cell or a cytoide) of

- which a simple or complex organism is formed. See *bioplast*. [Lat., *plastidium*, from Gr., *plastos*, molded.]
- plastidules** (plas'tid-ils). Of Elsberg, the molecules or ultimate physical units of living matter. [Gr., *plastos*, molded.]
- plastocolysis** (plas-to-kol'is-is). An arrest of development in growth. [Gr., *plastos*, molded, + *kolysis*, a hindering.]
- plastodynamia** (plas-to-din-am'e-ah). Of Lobstein, nutritive plastic force (e. g., of blood). [Gr., *plastos*, formed, + *dynamis*, power.]
- plate**. A sheetlike structure, especially a thin layer of bone or other resistant tissue.
- basilar p.**, **basiscranial p.** The cartilaginous p. formed by the anterior extremity of the notochord and the parachordal cartilages.
- blood p's.** See under *blood*.
- cribriform p. of the ethmoid bone**. The portion of the ethmoid bone that fits into the ethmoidal notch of the frontal bone.
- cytoplasmic p.** The part of the cell p. in the cell body. See *cell p.*, under *cell*.
- dorsal p's.** See *medullary ridge*, under *ridge*.
- electrical p.** In the torpedo and other electrical fishes, a finely granular p. containing nerve endings and large nuclei, surrounded by a layer of gelatinous tissue and placed in each compartment of the electrical organs.
- enamel p's.** A variety of odontomata resembling small drops of congealed wax, situated usually about the neck of a tooth.
- end p.** An oval, p'like structure lying on a muscle fiber; it represents the terminal spreading out of its supplying nerve fiber.
- epiphyseal p's.** Syn.: *epiphyseal disks*. The disklike epiphyses at each end of the centrum of a vertebra.
- equatorial p.** Syn.: *nuclear p.* (or *disk*). In karyokinesis, a p'like appearance in a dividing nucleus due to the massing of the chromatin fibrils in a plane midway between the poles of the nuclear spindle; the mother star seen in profile.
- external pterygoid p.** The outermost and broadest of the two p's into which the pterygoid process of the sphenoid bone divides.
- facial p's.** Syn.: *preoral arches*. A group of p's consisting mainly of the single (or median) frontonasal p. and the external pairs of nasal and maxillary p's in the embryo.
- flat-foot p.** A curved piece of metal fashioned to fit the bottom of the foot and support the arch in flat-foot.
- flesh p.** See *lamella carnosae*, under *lamella*.
- foot p.** The flat portion of the stapes which fits into the fenestra ovalis.
- frontonasal p.** The median p. of the facial group, designed for the formation of the external nose.
- gray p.** See *lamina cinerea*, under *lamina*.
- ground p.** The hyaline ground substance of the cell body of endothelial cells and connective tissue corpuscles, in which are contained the nucleus of the cell and the intracellular network.
- hair p's.** See *hair scales*, under *hair*.
- horizontal p. of the palate bone**. That portion of the palate bone forming a part of the hard palate.
- hyoid p's.** The second pair of the subcranial p's in which the

upper part of the hyoid bone is developed. **internal pterygoid p.** The longer and narrower of the two p's into which the pterygoid process of the sphenoid bone divides. **intervertebral p's.** The intervertebral fibrocartilages. **lateral mesoblastic p's.** Syn.: *abdominal or intestinal*, or *visceral*, or *protovertebral p's.* The longitudinal thickenings of the lateral portions of the mesoblast that run along one on each side of the notochord, at an early period in the development of the embryo. **ligamentous p's.** The intervertebral disks in the embryo. **mandibular p's.** The first pair of subcranial p's, in which the lower jaw is developed. **motor p.** See *motorial nerve end plate*, under *end plate*. **muscle p's, muscular p's.** The embryonic source of the voluntary muscles; layers of the mesoblast which are developed in the upper and outer part of the protovertebral column. **nuclear p., nucleus p.** See *equatorial p.* **orbital p. of the ethmoid bone.** See *os planum*. **orbital p. of the frontal bone.** A thin horizontal lamina of the frontal bone which forms the roof of the orbit. **palate p. of the maxilla.** The portion of the maxilla which, with its fellow of the opposite side, forms the larger portion of the hard palate. **secondary p.** A p'like process of a connective tissue corpuscle of the corium. Other threadlike processes connect the cells into a network. **Senn's p's.** See *Senn*. **spindle p.** The part of a cell p. situated within the nucleus. **tympanic p.** An osseous lamina one surface of which forms the anterior wall of the tympanum and external auditory canal, and the other the posterior portion of the glenoid fossa, terminating below in the vaginal process. **valvular p.** The valvular curtain of the fetal heart; a valvelike growth which fills up the fossa ovalis in the fourth month of intra-uterine life, allowing the blood to flow from the right into the left auricle, but preventing a current in the reverse direction. **vertebral p's.** 1. Lateral mesoblastic folds, or p's, in which the mesoblast is not split into layers, extending longitudinally between the lateral mesoblastic p's and the medullary p's. 2. The laminae which, one on each side of the primitive groove, unite to form a vertebra. **vertical p.** That part of the palate bone extending along the outer side of the nasal fossa and reaching the orbit. **visceral p's.** See *lateral mesoblastic p's.* [Gr., *platys*, flat.]

plate'let. A little plate; especially a blood plate.

platinat (plat'in-ät). A compound of platinum dioxide (platinic oxid) with a basic oxid.

platinic (plat-in'ik). Containing platinum as a tetrad radicle. **p. chlorid.** PCl₄, a yellowish brown substance, soluble in water; used to identify potassium. Used medicinally for syphilis.

platinochlorid (plat'in-o-klo'rid). 1. A compound of platinum dichlorid with the chlorid of another element or radicle; a

salt of chloroplatinous acid. 2. One of the compounds more properly designated platinichlorids.

platinous (plat'in-us). Containing platinum as a bivalent radicle.

platinum (plat'in-um). A metallic element. It is a soft, ductile, and very malleable white metal, which is infusible at all temperatures ordinarily obtainable, but melts in the oxyhydrogen flame. It is very heavy, its sp. gr. being 21.5. Spongy p. is a porous mass obtained by heating chlorid of p. and ammonium. P. black is very finely divided metallic p., forming a soft black powder. P. has a marked capacity for absorbing hydrogen and for condensing oxygen upon its surface, and this property is especially pronounced in the case of the two varieties just described. P. is not oxidizable by exposure to air, oxygen, or water. It is not attacked by nitric acid, but is dissolved by aqua regis. It is attacked by the alkalis and alkaline cyanids and by potassium nitrate. It forms with several metals alloys which are fusible at temperatures much below its own melting point. In composition it acts partly as a dyad, forming platinous salts, partly as a tetrad, forming platinic salts. Symbol, Pt; atomic weight, 195.

Plattner's salts. See *bile salts*, under *bile*.

platy-. Combining form of Gr., *platys*, broad; used as a prefix signifying broad.

platycoria (plat-ik-o're-ah). A dilated condition of the pupil. [Gr., *platys*, broad, + *kore*, pupil.]

platyhelminthes (plat-e-hel-min'thes).

Worms having a flat, more or less elongated body, with a cerebral ganglion, and often provided with hooks and suckers. They are usually hermaphrodite, and include flatworms, flukes, and tapeworms, or *Turbellaria*, *Trematoda*, and *Cestodea*. [Gr., *platys*, broad, + *elmins*, worm.]

platyrrhine (plat'ir-in). Having an abnormally broad nose. [Gr., *platys*, broad, + *ris*, nose.]

platysma (plat-iz'ma). See *table of muscles*, under *muscle*.

platytrope (plat'et-röp). A lateral homologue. [Gr., *platys*, broad, + *trepein*, to turn.]

pleio-, pleo-, plio-. Combining forms of Gr., *pleon*, more.

pleocytosis (ple'o-si-to'sis). Increased number of cells in the cerebrospinal fluid—usually over 5-10 to the cu. mm. [Gr., *pleon*, more, + *kytis*, a cell.]

pleomastia (ple-o-mast'e-ah). The condition of having supernumerary breasts or nipples. [Gr., *pleon*, more, + *mastos*, the breast.]

pleonasm (ple'o-nazm). An excess in the number of parts. [Gr., *pleonasmos*, exaggeration.]

plerocercus (ple-ro-ser'kus). The encysted state of the larva of the tapeworm.

plessesthesia (ples-es-the'ze-ah). Palpatory percussio. [Gr., *plessein*, to strike, + *aisthesis*, sensation.]

plethora (pleth'o-rah). Full-bloodedness;

as a disease, *polycythemia*. [Gr., *plethore*, fullness.]

plethoric (pleth-or'ik, or pleth'or-ik). Pertaining to or affected with plethora.

plethysmograph (ple-thiz'mo-graf). An instrument for measuring the changes in volume in an organ. In principal it consists of a rigid box containing water or air which encloses the organ and is closed everywhere except at one point through which communication is made with a recording apparatus. It is used chiefly in determination of the changes in volume of the arm or hand, due to variations in the blood supply. Similar instruments for other organs are sometimes given special names, that for the kidney or spleen is an oncometer, that for the heart a cardiometer, etc. [Gr., *plethysmos*, increasing, + *graphein*, to write.]

pleura (plu'rah). The serous sac that invests a lung and lines one lateral half of the thoracic cavity. **costal p.** The portion of p. underlying the ribs. **diaphragmatic p.** The portion of p. covering the upper surface of the diaphragm. **parietal p., p. costalis.** See *costal p.* **p. pericardiaca.** The portion of p. covering the pericardium. **p. phrenica.** See *diaphragmatic p.* **p. pulmonalis, pulmonary p., visceral p.** The portion of p. covering the lung. [Gr., *pleura*, the side.]

pleural fluid, examination of; see in *appendix, page 911.*

pleurapophysis (plu-rap-of'is-is). 1. A portion of the hemal arch of a typical vertebra. 2. A rib. [Gr., *pleura*, a rib, + *apophysis*, an offshoot.]

pleurisy (plu'ris-e). Inflammation of the pleura, which is dry, serous, serofibrinous, hemorrhagic or purulent, according to the condition of the exudate. **diaphragmatic p.** Inflammation of the pleura covering the diaphragm. **dry p.** P. with but little, if any, exudate, manifested subjectively by pain and objectively by a friction rub. **embolic p.** P. started by a pulmonary embolus. **encysted p.** P. with the effusion limited by adhesions. **hemorrhagic p.** P. attended by hemorrhage. **interlobar p.** P. affecting an interlobar space. **p. root.** See *Asclepias*. **purulent p.** P. with purulent effusion. **secondary p.** An infectious p. consequent upon specific inflammation in some part of the body. **serofibrinous p.** P. with both serous effusion and fibrinous exudation. **suppurative p.** See *purulent p.* **tuberculous p.** P. due to tuberculosis, [Gr., *pleuritis*.]

pleuritic (plu-rit'ik). Pertaining to pleurisy.

pleuritis (plu-rit'is). See *pleurisy*. [Gr., *pleura*, the side, + *itis*, inflammation.]

pleurocele (plu'ro-sel). 1. A hernia of the lung. 2. An effusion of serous fluid into the pleural cavity. [Gr., *pleura*, the side, + *kele*, tumor.]

pleurodynia (plu-ro-din'e-ah). Severe intercurrent pains in the intercostal muscles; as an expression of a neuritis, a tabes, pressure in the intercostal nerve

roots, spinal cord tumor, etc. [Gr., *pleura*, the side, + *odyne*, pain.]

pleuropathy (plu-rop'ath-e). Any disease of the pleura or of the respiratory organs. [Gr., *pleura*, the pleura, + *pathos*, a disease.]

pleuropericarditis (plu''ro-per-e-kar-di'tis). Concomitant pleurisy and pericarditis. [Gr., *pleura*, the pleura, + *pericarditis*.]

pleuropneumonia (plu''ro-nu-mo'ne-ah). Simultaneous inflammation of the pleura and the lung. **epizootic p.** A contagious febrile disease of cattle, with an acute inflammation of the lungs and pleura.

plexiform (pleks'e-form). Having the form of a plexus. [Lat., *plexus*, a braid, + *forma*, form.]

plexus (pleks'us). Pl. *plexuses*. Lit., a braiding or twining. A complex or intricate collection of vessels or nerves. **abdominal aortic p.** A sympathetic p. situated along the abdominal aorta. **anterior coronary p.** A p. formed of fibers from the deep and superficial cardiac p'es, situated between the aorta and pulmonary artery, and distributed concomitantly with the anterior coronary artery. **anterior pulmonary p.** A p. formed by the union of the anterior pulmonary branches of the pneumogastric nerve with the sympathetic nerves around the pulmonary artery. **anterior uterine p.** A p. formed by branches from the inferior hypogastric p., distributed to the cervix and anterior surface of the uterus. **basilar p.** Of Virchow, the transverse sinus. **brachial p.** A nervous p. made up of the anterior branches of the fifth, sixth, seventh, and eighth cervical and first dorsal spinal nerves. **cardiac p.** A nervous p. connected with the heart, especially by the superficial cardiac p. **carotid p.** A sympathetic p. situated in the carotid canal, on the outer side of the internal carotid artery. **cavernous p.** A sympathetic p. in the cavernous sinus, upon and below the highest portion of the internal carotid artery, which furnishes branches to that vessel and connects with the third, fourth, and fifth cranial nerves. **cervical p.** A p. made up of the union of the anterior divisions of the four upper cervical nerves. Each nerve is united to the one above and the one below by an ascending and a descending branch, which join to form a loop, except the first, which has a descending branch only. It gives off superficial branches supplying the integument of the neck and the platysma myoides, and deep branches which are almost exclusively muscular. **choroid p.** Vascular prolongations of the pia, best marked in the lateral ventricles of the brain, where they are covered with villous projections. **coccygeal p.** A small p. (one on each side) on the posterior surface of the coccyx and the lower end of the sacrum. **celiac p.** See *solar p.* **cranial p.** Any nervous or venous p. within the cranium.

crural p. 1. See *lumbar p.* 2. Branches of the anterior crural nerve surrounding the upper portion of the femoral artery.

cystic p. A p. formed from branches of the hepatic p. which accompanies the cystic artery to the gall-bladder.

diaphragmatic p. A sympathetic p. formed by the nerves of the upper part of the solar p., situated on the lower surface of the diaphragm, to which it is principally distributed.

epigastric p. See *solar p.*

external carotid p. A p. on the lower portion of the external carotid artery, intimately connected with the pharyngeal p., superior cardiac nerve, and superior cervical ganglion; distributed to the external carotid artery and its branches.

gangliform p. The plexiform arrangement of the two roots of origin of the inferior maxillary nerve.

ganglionic p. A nervous p. containing ganglion cells in its meshes.

gastric p. A prolongation of the esophageal p. which distributes branches to the anterior and posterior surfaces of the stomach.

gastrooduodenal p. An offshoot of the solar p. distributed to the duodenum and the adjoining portion of the stomach.

gastro-epiploic p. A sympathetic p. formed by branches from the celiac p., and following the gastro-epiploic artery.

hemorrhoidal p. 1. A nervous p. made up of branches from the middle hemorrhoidal nerves and of the pudendal p.; distributed to the lower half of the rectum. 2. A freely anastomosing venous p. immediately beneath the mucous membrane of the lower part of the rectum, from which the inferior, middle, and superior hemorrhoidal veins arise.

hepatic p. A nervous p. derived from the solar p. It enters the liver with the hepatic vessels, and is distributed with the hepatic artery and portal veins.

hypogastric p. An unpaired nervous p. derived from the abdominal aortic p. and the lumbar ganglia of the sympathetic nerve, situated in front of the last lumbar vertebra, and between the common iliac arteries. It divides into two portions, which descend on the two sides of the rectum, forming the inferior hypogastric p'ies.

hypogastric p. of lymphatics. A lymphatic p. within the pelvis.

iliac p. A lymphatic p. upon the internal and external iliac arteries.

inferior dental p. A nervous p. formed by branches from the dental branches of the inferior dental nerve.

inferior hypogastric p. The prolongation (one on each side) of the hypogastric p. on the side of the rectum, in the male, and of the vagina in the female.

inferior mesenteric p. An unpaired p. derived from the left side of the aortic abdominal p. and distributed to the descending colon, the sigmoid flexure, and the upper portion of the rectum.

infra-orbital p. A nervous p. formed from the terminal branches of the infra-orbital nerve and branches of the facial nerve.

interlobular biliary p. A p. formed by the interlobular biliary ducts or canals.

interlobular venous p. The p. formed

by the interlobular veins of the liver.

intrahachidian p'ies. The venous p'ies within the spinal canal.

ischiodic p. See *sacral p.*

lingual p. A derivative of the external carotid p. following the lingual artery.

lumbar p. A nervous p. formed by the anterior divisions of the four upper lumbar spinal nerves.

lumbosacral p. The lumbar and sacral p'ies regarded as one.

lymphatic p. A network of lymphatic vessels and glands.

Meissner's p. See *Meissner, mesenteric p'ies.* See *inferior mesenteric p.* and *superior mesenteric p.*

myenteric p. See *Auerbach's p.*, under *Auerbach.*

nasopalatine p. A p. uniting the nasopalatine nerves in the incisor foramen.

ovarian p. 1. See *pampiniform p.* 2. A p. derived from the hypogastric p. which follows the course of the ovarian artery.

pampiniform p. 1. A venous p. which, receiving blood from the uterus, the oviduct, and the ovary, becomes condensed into a single trunk on each side, the internal spermatic vein, which empties into the renal vein on the right side, and into the ascending vena cava on the left side. 2. In the male, the spermatic p.

pancreaticoduodenal p. A sympathetic p. formed by branches of the celiac p., and following the distribution of the celiac artery.

patellar p. A p. formed over the patella by the union of branches from the patellar branch of the internal saphenous and the internal, middle, and external cutaneous nerves.

pelvic p. See *inferior hypogastric p.*

pharyngeal p. 1. A nervous p. on the side of the pharynx, nearly on a level with the middle constrictor, derived from the pneumogastric and glossopharyngeal nerves and the superior cervical ganglion. 2. A venous p. around the pharynx.

phrenic p. See *diaphragmatic p.*

p. deferentialis. A derivative of the vesical p. distributed to the vas deferens, prostate gland, and seminal vesicle.

plexuses digitales. Venous p'ies on the anterior and posterior surfaces of the second and third phalanges.

p. esophageus. A nervous p. formed of branches of the pneumogastric nerve and the dorsal ganglia of the sympathetic nerve surrounding the esophagus.

p. mammarius internus. A lymphatic p. surrounding the internal mammary artery and vein.

plexuses nervorum spinalium. P'ies formed by the spinal nerves (e. g., the cervical, brachial, lumbar, and sacral p'ies).

p. nervosus plenus (repletus). A nervous p. in which the meshes contain nerve cells or portions of the organ in which it is situated.

p. nodosus. See *inferior ganglion of the pneumogastric nerve*, under *ganglion.*

p. occipitalis. A small p. derived from the external carotid p. and distributed to the posterior portion of the parotid gland.

p. of Auerbach. See *Auerbach's p.*, under *Auerbach.*

p. of Meissner. See *Meissner's p.*, under *Meissner.*

p. of Santorini. See *gangliform p.*

p'ies of the fourth ventricle. Two prolongations of the pia situated on the roof

of the fourth ventricle near the median line. They are covered by a layer of epithelium. **p. of the obturator nerve.** A p. formed by the union of a branch of the obturator nerve, the nerve of the sartorius muscle, and the internal saphenous nerve. **p. omentalis.** Sympathetic fibers in the omenta. **p. ophthalmicus.** A p. made up of sympathetic fibers and branches of the ciliary nerves surrounding the ophthalmic artery and optic nerve. **p. simplicissimus.** An anastomosis between two nerves by the transfer of one bundle of fibers to the other. **p. thyroideus impar.** A venous p. derived from the inferior thyroid veins, and situated beneath the isthmus of the thyroid gland. **p. thyroideus inferior.** A p. formed of branches of the middle cervical ganglion which surround the external carotid and inferior thyroid arteries and are distributed to the larynx, pharynx, and thyroid gland. **p. thyroideus superior.** A p. of sympathetic filaments uniting the superior laryngeal and superior cardiac nerves. **p. tonsillaris.** A venous p. in and around the tonsil. **p. triangularis nervi trigemini.** The plexiform arrangement of the fibers of the posterior root of the trigeminal nerve, just above the gasserian ganglion. **p. vesicovaginalis.** A p. of nerves formed by many filaments derived from the pelvic p. and distributed to the lower part and side of the bladder and the adjoining portion of the vagina. **p. vidianus.** The plexiform arrangement of the branches of the vidian nerve. **posterior coronary p. of the heart.** A p. derived from the cardiac p. and distributed with the posterior coronary artery of the heart and its branches. **posterior pulmonary p.** A p. situated on the posterior surface of the root of the lung, formed by the union of the posterior pulmonary branches of the pneumogastric nerve with branches from the second, third, and fourth thoracic ganglia of the sympathetic system. **prostatic p.** 1. A sympathetic p. formed from branches of the inferior hypogastric p., and distributed to the prostate gland, the vesicula seminalis, and the erectile tissue of the penis. 2. A venous network surrounding the prostate gland, into which the dorsal vein of the penis empties. **pterygoid p.** A venous p. between the temporalis and pterygoideus externus, formed of branches of the internal maxillary vein. It communicates with the facial vein and the cavernous sinus. **pudendal p.** 1. A portion of the inferior hypogastric p. at the lower border of the pyriformis and beneath the sacral p. 2. A venous p. which in the male surrounds the prostate and membranous portion of the urethra, and in the female receives the veins of the clitoris, labia minora, urethra, and vestibule of the vagina. **pyloric p.** A sympathetic p. derived from the solar p. which accompanies the pyloric artery. **renal p.**

A p. derived from the solar and abdominal aortic p'es, which accompanies the renal artery to be distributed to the kidney. **sacral p.** 1. A nervous p. situated on the pyriformis and the anterior surface of the sacrum, and formed by the union of the fifth and a portion of the fourth lumbar nerves, and the anterior branches of the first, second, and third, and part of the fourth sacral nerves, into a broad flat cord, which passes out through the great sacrosciatic notch, to terminate in the great sciatic nerve. It also gives off the pudic and small sciatic nerves and branches to the muscles in its vicinity. 2. A lymphatic p. on the anterior surface of the sacrum. **semilunar p., solar p.** An unpaired p.; the largest in the body, situated behind the stomach and in front of the aorta and the pillars of the diaphragm. It is made up of branches from both pneumogastric and great splanchnic nerves. **spermatic p.** 1. A derivative of the abdominal aortic and renal p'es, distributed to the same parts as the spermatic artery. 2. The p. of convoluted veins around the spermatic cord. **spinal p'es.** Venous p'es along the anterior aspect of the spinal column. **splenic p.** A p. made up of branches from the left semilunar ganglion and the right pneumogastric nerve, and distributed to the spleen along with the splenic artery and its branches. **superior dental p.** A p. of nerves formed by the union of branches from the superior dental nerves and distributed to the teeth and gums. **superior mesenteric p.** A p. derived from the solar p. It receives a branch from the right pneumogastric nerve, surrounds the superior mesenteric artery and is distributed along with it and its branches. **supramaxillary p.** Syn.: *Bochdalek's ganglion.* A nervous p. or ganglion situated above the root of an upper incisor tooth, containing nerve cells. **suprarenal p.** A p. accessory to the renal p., also receiving fibers from the diaphragmatic and solar p'es, and distributed to the suprarenal capsules. **sympathetic p.** A p. of branches of the sympathetic nerve. **terminal p.** Syn.: *end p.* A lamina of nerve substance extending between the anterior commissure of the brain and the optic chiasm. **tympanic p.** The tympanic portion of the tympanic nerve; so called because it contains so great a number of large ganglion cells, either solitary or grouped, and thus makes numerous connections with other important ganglia and nerves. **urethrovessical p.** A p. of veins which lies on the front and sides of the urethra and lower part of the bladder. **uterine (venous) p.** The venous p. which, receiving blood from the uterus alone, extends between the folds of the broad ligament and empties into the hypogastric vein. **utero vaginal p.** A venous p. surrounding the vagina, the cervix uteri, and the body of the uterus. It includes the uterine and vaginal p'es. **vaginal p.**

A venous p. surrounding the vagina and communicating freely with the hemorrhoidal and vesical p'es. **vascular p.** A p. of intercommunicating blood vessels. **venous p.** A network of intercommunicating veins. **vertebral p.** A nervous p. surrounding the vertebral artery, in the vertebral canal, derived from the first dorsal ganglion of the sympathetic nerve and the upper cervical nerves. **vesical p.** 1. A nervous p. derived from the inferior hypogastric p'es, and distributed to the fundus of the urinary bladder. 2. A venous network external to the muscular coat of the bladder, which communicates freely with the hemorrhoidal and prostatic p'es in the male and with the vaginal p'es in the female. [Lat., from *plectere*, to twist.]

plica (ple'kah). 1. A fold; a convolution of the brain. 2. Of Riolan and Rolfink, a valve of a blood vessel. 3. A matted condition of the hair (see *p. polonica*). **plicae adiposae.** 1. Folds of the parietal pleura containing fat. 2. See *synovial fringes*, under *fringe*. **plicae adiposae pericardiacae.** Fatty tassellike processes of the visceral pericardium projecting into the pericardial cavity. **p. alaris.** The feathered fold of skin on the front border of the axilla. **plicae ciliares.** The folds of the choroid posterior to and corresponding to each of the ciliary processes. **p. coli.** The fold forming the upper margin of the ileocecal valve. **p. fimbriata.** In mammals, a fold of mucous membrane with a fimbriated margin extending outward from the frenum to the apex of the tongue; regarded as the representative of the sublingua of lower vertebrates. **p. ilei.** The fold forming the lower margin of the ileocecal valve. **p. mitralis.** A form of *p. polonica* in which a stiff mass of tangled and matted hair covers the head like a cap. **p. nervi laryngei.** A fold on the mucous membrane of the larynx produced by a branch of the superior laryngeal nerve. **plicae palmatae.** See *arbor vitae uterina*. **p. polonica.** The matting together of the hair by the accumulation of filth due to the presence of innumerable parasites, usually pediculi. **plicae recti.** See *valves of the rectum*, under *valve*. **p. salpingopalatina.** A fold of mucous membrane which constitutes the anterior edge of the mouth of the eustachian tube, and is intimately connected with the tensor palati. **plicae serosae.** Folds of serous membrane found in different parts of the body. **plicae sigmoideae coli.** Transverse folds of the mucous membrane of the cecum and colon. **p. transversalis recti.** A well marked transverse fold of the mucous membrane on the anterior wall of the rectum at some distance above the anus. **p. urachi.** A fold of peritoneum covering the urachus. **plicae uretericae.** The folds of mucous membrane of the bladder which diverge from the middle line of the fundus to the

openings of the ureters. **p. urogenitalis.** A prominent fold in the posterior wall of the embryonic peritoneal cavity which incloses the lower end of the wolffian duct. **plicae vaginae.** The rugae of the vagina. **p. villosa.** See *p. mitralis*. **plicae villosae ventriculi.** Folds of the mucous membrane of the stomach which form a sort of network in the meshes of which are the openings of the gastric glands. [Lat.]

Plimmer's bodies. B's found in the cells of carcinoma and described as protozoa by Plimmer in 1892, and previously by Ruffer and Walker. They are rounded, measure 6 to 16 μ in diameter, and exhibit a nucleus, radial striae running from border to nucleus and fainter striae running from nucleus to cell border. They lie within the tumor cells near the nuclei, are surrounded by a vacuole, and occur principally in the growing edges of the tumor and in adjacent lymph nodes. [Henry George Plimmer, English zoölogist, living.]

plumb-, plumbi-. Combining form of Lat., *plumbum*, lead; used as a prefix in chemical nomenclature.

plumbic (plum'bik). Of or pertaining to lead; containing lead (designating that one of two similar chemical compounds which contains the lesser proportion of lead). [Lat., *plumbicus*.]

plumbicum (plum'bik-um). Red lead oxid. **p. rubrum.** Red lead oxid. [Lat., *plumbum*, lead.]

plumbism (plum'bism). Any condition produced in the system by the toxic properties of lead.

plumbous (plum'bus). Containing lead (designating that one of two similar chemical compounds which contains the greater proportion of lead). [Lat., *plumbosus*.]

plum'bum. See *lead*. **ceratum plumbi subacetatis.** A cerate containing 20 per cent. of solution of lead subacetate [U. S. Ph.]. **emplastrum plumbi.** Syn.: *emplastrum diachylon simplex*, *emplastrum plumbicum*. Lead plaster, the basis of many pharmaceutical plasters, consisting of a lead soap [U. S. Ph., Br. Ph.]. **emplastrum plumbi iodidi.** Plaster of lead iodid; it consists of lead plaster, resin, and lead iodid. **glycerinum plumbi subacetatis.** Made by evaporating solution of lead subacetate, taking up the residue in glycerin and adding water. **linimentum plumbi subacetatis.** A mixture of solution of lead subacetate with cotton-seed oil [U. S. Ph., 1880]. **liquor plumbi subacetatis.** Vinegar of lead, Goulard's extract, solution of subacetate of lead. The preparation of the Br. Ph. is almost exactly identical in strength with that of the U. S. Ph., each containing about 25 per cent. of the mixed basic acetates of lead [U. S. Ph., *fortis*, Br. Ph.]. **liquor plumbi subacetatis dilutus.** Solution of lead subacetate diluted with 24 times its weight of water [U. S. Ph.], or about 80 times its weight [Br. Ph.]. **lotio plumbi et opii.** Lead and opium wash;

- a mixture of lead subacetate solution and laudanum. **pilula plumbi cum opii**. A pill mass made of powdered lead acetate, and opium with an excipient [Br. Ph.]. **suppositoria plumbi composita**. Compound lead suppositories, each containing 3 grains of lead acetate, 1 grain of opium, and oil of theobroma [Br. Ph.]. **unguentum plumbi carbonatis**. Ointment of carbonate of lead, consisting of 1 part of basic carbonate of lead (white lead) mixed with 9 parts of benzoated lard [U. S. Ph., 1890]. **unguentum plumbi Hebrae**. See *unguentum diachylon*, under *diachylon*. **unguentum plumbi iodidi**. Ointment of lead iodid, consisting of 1 part of lead iodid mixed with 9 parts of benzoated lard [U. S. Ph., 1890]. **unguentum plumbi subacetatis**. Ointment of lead subacetate, consisting of 12.5 per cent. of solution of lead subacetate. **unguentum plumbi subacetatis compositum**. See *ceratum plumbi subacetatis*. [Lat.]
- Plummer's pills**. Pills containing mercurous chlorid, sulphurated antimony, and guaiac resin.
- plumose** (plu'mōs). A term used in descriptive bacteriology meaning like a plume or feather; feathery. [Lat., *plumosus*, from *pluma*, a feather.]
- pluri-**. Combining form of Lat., *plus*, *pluris*, more. In the plural, several.
- pluripara** (plu-rip'ar-ah). See *multipara*. [Lat., *plus*, *pluris*, more, + *parere*, to bring forth.]
- plutomania** (plu-to-ma'ne-ah). A variety of megalomania in which the person affected has an insane delusion that he is very wealthy. [Gr., *ploutos*, wealth, + *mania*, madness.]
- pneo-**. Combining element from Gr., *pnein*, to blow, or *pnein*, to breathe.
- pneodynamics** (ne''o-di-nam'iks). The dynamics of respiration. [Gr., *pnein*, to breathe, + *dynamis*, power.]
- pneograph** (ne'o-graf). 1. See *pneumograph*. 2. Of M. Granville, an instrument for indicating graphically the character of expiration as regards force, continuity, and duration by means of a delicately poised semidisk suspended in front of the mouth. [Gr., *pnein*, to breathe, + *graphein*, to write.]
- pneometer** (ne-om'et-er). See *spirometer*. [Gr., *pnein*, to breathe, + *metron*, a measure.]
- pneoscope** (ne'o-skōp). See *pneumograph*. [Gr., *pnein*, to breathe, + *skopein*, to examine.]
- pneuma** (nu'mah). 1. See *breath*. 2. Of old writers, a subtle material derived from the air in respiration, which was necessary to life. According to Praxagoras the arteries were filled with p. [Gr., *pneuma*, from *pnein*, to breathe.]
- pneumatic** (nu-mat'ik). Pertaining to gases, especially to air; pertaining to the respiratory system; pertaining to or subserving respiration or aëration. [Gr., *pneumatikos*.]
- pneumaticity** (nu-mat-is'it-e). The state of containing air.
- pneumatics** (nu-mat'iks). The physics of gases.
- pneumatocardia** (nu''mat-o-kar'de-ah). Accumulation of gas in the cavities of the heart. [Gr., *pneuma*, air, + *kardia*, the heart.]
- pneumatocoele** (nu-mat'o-sēl). 1. A confined collection of gas beneath the skin or other membranous structure (e. g., a fascia), differing from emphysema in not being diffused. 2. Hernia of lung tissue. [Gr., *pneuma*, air, + *kele*, a tumor.]
- pneumatochemia** (nu''mat-o-kem'e-ah). The chemistry of gases. [Gr., *pneuma*, air, + *chemeia*, chemistry.]
- pneumatogram** (nu-mat'o-gram). A tracing of the respiratory system. [Gr., *pneuma*, air, + *gramma*, a writing.]
- pneumatograph** (nu-mat'o-graf). See *pneumograph*. [Gr., *pneuma*, air, + *graphein*, to write.]
- pneumatology** (nu-mat-ol'o-je). The physics, chemistry, etc., of gases. [Gr., *pneuma*, air, + *logos*, understanding.]
- pneumometer** (nu-mat-om'et-er). 1. See *spirometer*. 2. An instrument for measuring the pressure of the air in respiration. [Gr., *pneuma*, air, + *metron*, a measure.]
- pneumatometry** (nu-mat-om'et-re). A system of treating diseases of the respiratory and circulatory organs by the use of pneumatic apparatus.
- pneumatotherapy** (nu''mat-o-ther'ap-e). The treatment of disease by the use of compressed or rarefied air. [Gr., *pneuma*, air, + *therapeia*, medical treatment.]
- pneumin** (nu'min). A condensation product of guaiacol and creosote with formic aldehyd; used in tuberculous disease.
- pneumo-, pneumono-**. Combining forms of Gr., *pneuma*, air, or *pneumon*, lung.
- pneumobacterin** (nu-mo-bak'te-rin). The vaccine made from the pneumococcus.
- pneumocentesis** (nu-mo-sen-te'is). Paracentesis of a pulmonary cavity. [Gr., *pneumon*, the lung, + *kentesis*, a pricking.]
- pneumococcal** (nu-mo-kok'al). Pertaining to or occasioned by the pneumococcus.
- pneumococcemia** (nu''mo-kok-se'me-ah). The presence of pneumococci in the blood. [*Pneumococcus* + Gr., *aima*, blood.]
- pneumococcus** (nu-mo-kok'us). See *Diplococcus pneumoniae*, under *diplococcus*.
- p. in sputum, how to recognize**; see in appendix, page 903. [Gr., *pneumon*, the lung, + *kokkos*, a kernel, a berry.]
- pneumonoconiosis** (nu-mo''no-ko-ni-o'is). See *anthracosis*. [Gr., *pneumon*, the lung, + *konis*, dust.]
- pneumoderma** (nu-mo-der'mah). Subcutaneous emphysema. [Gr., *pneuma*, air, + *derma*, the skin.]
- pneumogalactocele** (nu''mo-gal-ak'to-sēl). A tumor which contains both gas and milk. [Gr., *pneuma*, air, + *gala*, milk, + *kele*, tumor.]
- pneumogastric** (nu-mo-gast'rik). Pertaining to the lungs and the stomach; also to the p. nerve. [Gr., *pneumon*, the lung, + *gaster*, the belly.]

- pneumograph** (nu'mo-graf). An instrument for recording the movements of the chest wall in respiration. [Gr., *pneumon*, the lung, + *graphein*, to write.]
- pneumometer** (nu-mom'et-er). See *spirometer*. [Gr., *pneumon*, the lung, + *metron*, a measure.]
- pneumomycosis** (nu'mo-mi-ko'sis). The presence of fungi in the lungs. **p. aspergilla**. A form due to the *Aspergillus fumigatus*. [Gr., *pneumon*, lung, + *mycosis*.]
- pneumonectomy** (nu-mon-ek'to-me). Excision of a portion of a lung. [Gr., *pneumon*, the lung, + *ektome*, excision.]
- pneumonia** (nu-mo'ne-ah). Any inflammation of the lungs. **abortive p.** A form of p. in which there is simple pulmonary congestion. **apex p.**, **apical p.** P. involving the apex of the lung; supposed to run a severe course. **catarrhal p.** Bronchopneumonia, the form of p. commonly met with in children; an acute catarrhal inflammation of the finer bronchial tubes and of the pulmonary alveoli. **central p.** A form of p. in which the symptoms are the same as in ordinary croupous p. but the consolidation is central and hence is discoverable only with difficulty. **croupous p.** See *lobar p.* **embolic p.** P. caused by embolism of the bronchial arteries. **fibrinous p.** See *lobar p.* **fibroid p.**, **fibrous p.** See *interstitial p.* **food p.** P. caused by particles of food reaching the smaller bronchial tubes in consequence of faulty deglutition. **hypostatic p.** A form of p. frequently complicating other troubles, especially when the circulation is weak. It attacks the lowermost portions of each lung. **interstitial p.** A chronic form involving chiefly the pulmonary connective tissue. **lobar p.** An acute form of p. in which the air vesicles are the seat of an inflammatory deposit of coagulable fibrin, which fills them and paralyzes their action. Usually it involves a lobe or an entire lung. It is most commonly caused by infection with the *Diplococcus pneumoniae*, but it may be caused by a variety of other organisms. **lobular p.** P. that limits itself to scattered groups of lobules, the intervening tissue remaining sound. **massive p.** P. of the entire lung. **p. alba**. Pulmonary syphilis of the newborn. **tuberculous p.** P. caused by tubercles. It follows the course of catarrhal p., and results in pulmonary tuberculosis. **typhoid p.** P. with adynamic symptoms. It must not be confounded with pneumotyphus. [Gr., *pneumonia*, from *pneumon*, the lung.]
- pneumonic** (nu-mon'ik). 1. Pertaining to the lungs; of expectoration, discharged from the lungs. 2. Pertaining to or affected with pneumonia.
- pneumonitis** (nu-mon-i'tis). See *pneumonia*.
- pneumonocele** (nu-mon'o-sēl). Hernia of the lung. [Gr., *pneumon*, the lung, + *kele*, hernia.]
- pneumonolith** (nu-mon'o-lith). A pulmonary calculus. [Gr., *pneumon*, the lung, + *lithos*, a stone.]
- pneumonolithiasis** (nu-mo'no-lith-i'as-is). Lithiasis of the lung. [Gr., *pneumon*, lung, + *lithiasis*.]
- pneumonomalacia** (nu-mo'no-mal-a-se-ah). Softening of the lung. [Gr., *pneumon*, the lung, + *malakia*, softness.]
- pneumonomelanosis** (nu-mo'no-mel-an-o'sis). See *anthracosis*. [Gr., *pneumon*, the lung, + *melas*, black.]
- pneumometer** (nu-mon-om'et-er). See *spirometer*. [Gr., *pneumon*, the lung, + *metron*, a measure.]
- pneumonophthisis** (nu-mon'of-tis'is). Pulmonary phthisis. [Gr., *pneumon*, lung, + *phthisis*, phthisis.]
- pneumonotomy** (nu-mon-ot'o-me). An incision into the lung (as for draining a tuberculous cavity). [Gr., *pneumon*, the lung, + *tome*, a cutting.]
- pneumopericardium** (nu-mo'per-ik-ar'de-um). The presence of gas in the pericardium. [Gr., *pneuma*, air, + *peri*, around, + *kardia*, the heart.]
- pneumophymia** (nu-mo-fim'e-ah). Pulmonary tuberculosis. [Gr., *pneumon*, lung, + *phyma*, a growth.]
- pneumoprotein** (nu'mo-pro'te-in). The toxic proteid present in the pneumococcus.
- pneumopyothorax** (nu-mo'pi-o-tho'raks). The presence of pus and gas in the pleura. [Gr., *pneuma*, air, + *pyon*, pus, + *thorax*, thorax.]
- pneumotherapy**, **pneumotherapeutic**. The treatment of pulmonary disease. [Gr., *pneumon*, lung, + *therapeia*, medical treatment.]
- pneumothorax** (nu-mo-tho'raks). The presence of air or gas in the pleural cavity. **artificial p.** Production of p. artificially in treatment of tuberculosis of lungs. [Gr., *pneuma*, air, + *thorax*, the thorax.]
- pneumotoxin** (nu-mo-toks'in). The toxic substance formed by the pneumococcus in the living organism or in cultivations in nutrient media which gives rise to the symptoms of systemic infection in pneumonia. An antipneumotoxin is formed in animals inoculated with p. that prevents the development of the pneumococcus. [Gr., *pneumon*, the lung, + *toxikon*, poison.]
- pneusis** (nu'sis). 1. See *respiration*. 2. Anhelation. [Gr., *pneusis*, from *pnein*, to breathe.]
- pneusimeter** (nu-som'et-er). See *spirometer*. [Gr., *pneusis*, a blowing, + *metron*, a measure.]
- pock**. The vesicle or pustule of an eruptive fever. [Dutch, *pocke*, a pustule or a bubble; Old Eng., *poc*, a pock.]
- podagra** (pod-ag'rah or pod'ag-rah). Gout, especially of the articulations of the foot or the great toe. [Gr., *podagra*, from *pous*, *pod-*, the foot, + *agra*, a seizure.]
- podagric** (pod-ag'rik). Pertaining to or affected with podagra.
- podagrous** (pod-ag'rus). Gouty.
- podalic** (po-dal'ik). Pertaining to the

feet or to the pelvic pole of the fetus. [Gr., *pous*, the foot.]

podelcoma (pod-el-ko'mah). Another name for mycetoma or Madura foot. [Gr., *pous*, the foot, + *elkoma*, ulcer.]

podencephalia (po-den-sef-al'e-ah). Exencephalia affecting the interparietal region of the head forming a podencephalus. [Gr., *pous*, foot, + *egkephalos*, the brain.]

podencephalus (pod-en-sef'al-us). A monster having a cerebral hernia through a cranial fissure and the brain contained in a pedunculated sac. [Gr., *pous*, foot, + *egkephalos*, the brain.]

pod-, **pod-**. Combining form of Gr., *pous*, *podos*, foot.

podophyllin (pod-o-fil'in). Syn.: *vegetable calomel*. An amorphous resinous substance of peculiar bitter taste and disagreeable odor obtained from the root of *Podophyllum peltatum*; used as a drastic cathartic. See *podophyllotoxin*. [*Resina podophylli*, U. S. Ph.]

podophyllotoxin (pod'o-fil-o-toks'in). The active principle ($C_{20}H_{18}O_8(OCH_3)_3 + 13H_2O$) of podophyllum. It is a drastic cathartic, causing violent gastro-enteritis, frequent respiration, lowering of temperature, and coma. It is decomposable into picropodophyllotoxin and podophyllic acid.

Podophyllum (pod-o-fil'um). Syn.: *podophylli indicii rhizoma* [Br. Ph.] (2d def.). 1. A genus of berberidaceous herbs. 2. Of the U. S. Ph., the rhizome and rootlets of *P. peltatum*. **extractum podophylli**. An extract of the rhizome of *P. peltatum* [U. S. Ph., 1890]. **extractum podophylli fluidum**. A liquid preparation made by exhausting the rhizome of *P. peltatum* with alcohol and water [U. S. Ph.]. **P. montanum**, **P. peltatum**. American May apple. Its active purgative properties exist in its resin (see *podophyllin*). It resembles jalap in its action, but is more drastic and slower. It is used as a general cathartic and as a cholagogue. **podophylli indicii rhizoma**. See *P.* (2d def.) [Br. Ph.]. **podophylli resina**. See *podophyllin* [Br. Ph.]. **resin of p.**, **resina podophylli**. A resin extract obtained from *P.* by percolation with alcohol and precipitation with water to which alcohol has been added [U. S. Ph.].

pogoniasis (po-go-ni'as-is). Excessive growth of the beard; also, its presence in women. [Gr., *pogon*, the beard.]

Pogoste'mon. A genus of labiate herbs. **P. patchouli**. The patchouli, or *pucha pat*, of the East Indies. [Gr., *pogon*, the beard, + *stemon*, a thread.]

poikilocytes (poy'kil-o-sits). Red corpuscles of irregular shape, supposed to be characteristic of the blood in pernicious anemia, but found in many other conditions. [Gr., *poikilos*, manifold, + *kytos*, a cell.]

poikilocytosis (poy'kil-o-si-to'sis). A condition of the blood in which many of its cells are altered into peculiar shapes, the condition usually being present in pernicious anemia. See also in *appendix*,

page 901. [Gr., *poikilos*, manifold, + *kytos*, a cell.]

poikilothermism (poy'kil-o-ther'mizm). The ability of bacteria or of other plants and animals to adapt themselves to marked changes in temperature. [Gr., *poikilos*, varied, + *therme*, heat.]

poikilothermos (poy'kil-o-ther'mos). Changing temperature. A term applied to those animals, like frogs and fish, which are usually designated cold-blooded. The term means that their body temperature changes with that of the surrounding medium. [Gr., *poikilos*, varied, + *therme*, heat.]

point. 1. The sharp end or fine tapering extremity of any object. 2. That which has position, but no extension; hence, position in space, time, or degree. 3. Of an abscess, to be about to break at a certain portion of its periphery that has approached a free surface. **absolute near p.** The nearest p. to which a single eye can be accommodated and still retain distinct vision. **alveolar p.** The middle p. of the inferior margin of the upper alveolar arch. **anterior focal p.** See *focal p's* and *anterior focus*, under *focus*. **anterior nodal p.** See *nodal p's*. **anterior principal p.** See *principal p's*. **apophysial p.** The tender spot over a vertebral spinous process, under which neuralgic nerves have their exit. **auricular p.** The center of the external orifice of the auditory canal. **binocular near p.** The nearest p. upon which the accommodation, with simultaneous convergence of the visual axes, can be directed. **boiling p.** The temperature at which a liquid passes into vapor with ebullition. **cardinal p's.** Six p's which determine the direction of the rays emerging from and entering a series of refracting media (e. g., the eye). See *principal p's*, *focal p's*, and *nodal p's*. **corresponding retinal p's**, **covering p's.** See *identical retinal p's*. **critical p. of gases.** A temperature, fixed for every gas, at or above which it can no longer be liquefied by pressure alone. **critical p. of liquids.** That temperature above which no amount of pressure is sufficient to retain a body in a liquid form. **deaf p's of the ear.** Certain p's near the ear, discovered by Urbantschitsch, at which a vibrating tuning fork held perpendicularly in front of the ear can not be heard when started from the lower edge of the zygoma and moved backward toward the occiput. The position of the first p. is at the lower end of the tragus; the second is where the helix intersects the line of motion given above. **dew p.** The temperature at which the moisture in cooling air begins to be deposited as dew. **external orbital p.** The moist prominent p. at the outer edge of the orbit immediately above the frontomalar suture. **eye p.** 1. An eye spot, an ocellus. 2. The bright circle at the crossing p., or nearest approximation of the rays above the ocular of a microscope. **far p.** The point at which dis-

tinct vision is obtained without using the muscles of accommodation; in the normal eye at 20 ft. or farther, since then the rays are parallel; in the *myopic eye* at some point nearer than 20 ft., varying with the amount of myopia; in the *hypermetropic eye* there is no far point. **first nodal p.** See *nodal p.'s.* **first principal p.** See *principal p.'s.* **fixation p.** That point on which the two visual axes converge. **focal p.'s.** The anterior and posterior principal foci of a compound dioptric system. The anterior (or first) focal p. of the eye is the p. to which rays that are parallel in the vitreous would converge in front of the eye; the posterior (or second) focal p. is the p. of the back of the eye to which rays that are parallel as they impinge upon the cornea converge. **freezing p.** The temperature at which a liquid body becomes solid. **fusing p., fusion p.** See *melting p.* **genital p.'s.** See *nasal genital p.'s.* **hystero-epileptogenous p.'s., hysterogenic p.'s.** Of Charcot, circumscribed regions of the body pressure or rubbing on which produces the symptoms of an hysterical aura, and eventually causes an hysterical attack. **identical retinal p.'s.** Those p.'s in the two retinae the images upon which are seen as one. **jugal p.** The p. where the posterior border of the frontal process of the malar bone is cut by a line tangent to the upper border of the zygoma. **malar p.** The most prominent p. of the outer surface of the malar bone. **maximum occipital p.** A spot on the maximum anteroposterior diameter of the skull most remote from the glabella. **McBurney's p.** See *McBurney.* **melting p.** The temperature at which a body begins to melt. **metopic p.** See *glabella.* **motor p.** The p. corresponding to that at which a motor nerve enters a muscle, where an electrode must be placed to produce the maximum amount of electrical contraction of that muscle. **Munro's p.** See *Munro.* **nasal genital p.'s.** Certain p.'s on the nasal mucous membrane (one at the anterior end of the lower turbinated bone, the other at the tuberculum septi) irritation of which, when in a hyperesthetic state, produces respectively pain in the hypogastrium and in the sacral region. Dysmenorrhœa is said to have been relieved by applying cocain to these p.'s, and cured by cauterizing them. **near p. (of distinct vision).** The nearest p. at which the eye can accommodate for distinct vision. **nodal p.'s.** Two p.'s, called respectively the first (or anterior) nodal p. and the second (or posterior) nodal p., situated on the optical axis of a dioptric system, and so related that every incident ray which is directed toward the first p. is represented after refraction by a ray emanating from the second p. and having a direction parallel to that of the incident ray. **painful p.'s.** The p.'s at which a neuralgic nerve is tender on pressure. **p. of ossification.** See *cen-*

ter of ossification. **posterior focal p.** See *focal p.'s.* and *posterior focus*, under *focus.* **posterior nodal p.** See *nodal p.'s.* **posterior principal p.** See *principal p.'s.* **pressure p.'s.** The p.'s of emergence of the infra-orbital and supra-orbital, and sometimes also of branches of the facial nerve, upon the face in the vicinity of the margins of the orbit, pressure upon which will sometimes arrest an attack of blepharospasm. **principal p.'s.** Two p.'s situated on the optical axis or the line connecting the centers of curvature of the various refracting surfaces of a compound dioptric system, and so related that the final emergent ray bears the same relation to the second (or posterior) principal p. (E') that the initial or incident ray would bear to the first (or anterior) principal p. (E) after having undergone refraction through a single refracting surface of determinate curvature situated at E. **second focal p.** See *focal p.'s.* **second nodal p.** See *nodal p.'s.* **second principal p.** See *principal p.'s.* **vital p.** See *respiratory center*, under *center.* [Lat., *punctum*, from *pungere*, to prick, to pierce.]

Poiseuille's manometer. A U-shaped glass tube containing mercury, having one of its stems longer than the other; the shorter leg is bent horizontally and has a stopcock at its end; a piece of elastic tubing is attached to the latter to connect it with the artery. Between the mercury and the artery is a solution of carbonate of sodium. [*Jean Marie Poiseuille*, Parisian physiologist, 1797-1869.]

poison (poy'son). The term has various shades of meaning dependent upon the relation in which it is employed. P. may be defined as a substance, organic or inorganic, originating in the organism or introduced from without, artificially or naturally formed—not organized, e. g., bacteria—which through its chemical nature under certain conditions so influences organs that the health or relative well-being is thereby injured, temporarily or permanently. List of poisons and their antidotes, see in *appendix*, pages 938, 939, 940. **arrow p.** One of the numerous preparations used by savages on their arrows, e. g., in Africa, an extract of strophanthus; in Guiana, curare; in Java, the tiéut tjétté, etc. **bish p.** See *Aconitum ferox.* **hemetic p.** See *blood poisoning*, under *poisoning.* **morbid p.** The p. of a specific disease. **muscle p.'s.** Toxalbumins formed during muscular action. **ordeal p.** Any one of the various poisons, such as physostigma, tanghinia, etc., used by savage tribes to test the guilt or innocence of accused individuals. **vascular p.** A p. which acts by increasing or diminishing the blood pressure in the vessels. **list of poisons and their antidotes.** See in *appendix*, pages 938, 939, 940. [Fr., from Lat., *potio*, a draught.]

poisoning (poy'son-ing). 1. The act of administering a poison in such an amount or manner as to produce its specific poisonous effect. 2. The condition pro-

- duced by a poison. **blood p.** See *bacteriemia*. **meat p.** See under *meat*.
- polarimeter** (po-lar'im-et-er). An apparatus for measuring the degree of polarization, the proportion of polarized light present in a beam of light, or the amount by which the plane of polarization is rotated by the passage of a polarized ray through an optically active substance. See *polariscope* and *saccharimeter*. [Lat., *polaris*, polar, + Gr., *metron*, a measure.]
- polariscope** (po-lar'is-kōp). An instrument used for investigating the phenomena of polarization and the changes produced in these phenomena by the interposition of certain substances in the path of the polarized ray. [Lat., *polaris*, polar, + Gr., *skopein*, to examine.]
- polaristrobometer** (po-lar''is-tro-bom'et-er). A variety of polarimeter in which the plane of polarization is indicated with great delicacy by the disappearance of a set of parallel black lines which are produced by passing the light through a double interference plate of calcite. [Lat., *polaris*, polar, + Gr., *strobos*, a whirling round, + *metron*, a measure.]
- polarity** (po-lar'it-e). The property of having poles or of being under the influence of forces acting in the direction of poles. [Lat., *polaris*, polar.]
- polarization** (po-lar-iz-a'shun). 1. In optics, the induction of a peculiar condition by virtue of which a ray of light, instead of vibrating as usual in all planes transverse to its line of propagation, vibrates in one plane only (plane of p.). P. may be induced by reflection from surfaces placed at a special angle (angle of p.), or by transmission through certain media, the doubly refractive crystals especially. 2. Of a galvanic battery, the collection of bubbles of hydrogen on the negative plate, and oxygen on the positive plate, whereby the generation of the current is interfered with. **chromatic p.** P. accompanied by a peculiar play of colors; a phenomenon observed when doubly refracting crystals or singly refracting substances, which have undergone distortion of their structure, are seen by polarized light. **circular p.** The rotation of the plane of p. to the left or right. **di-electric p.** The condition of a non-conductor when strained under the action of two adjacent charges of positive and negative electricity. **electrolytic p.**, **galvanic p.** See p. (2d def.). [Lat., *polaris*, polar.]
- polarizer** (po-lar-i-zer). That portion of a polariscope which polarizes the light; usually a Nicol's prism, but sometimes a reflecting plate of unsilvered glass.
- polar rays.** See *unipolar filaments*, under *filament*.
- pole.** The extremity of any axis around which a body or the forces acting on it are more or less symmetrically disposed. **antigerminial p.** The p. of an ovum opposite the germinal p. At this p. is situated the food yolk. **cephalic p.** Of the fetus, that end of the ovoid formed by it at which the head is situated. **germinal p.**, **germinative p.** The p. of an ovum at which the development of the embryo takes place. This term and antigerminial p. are especially applicable to ova in which a large amount of food yolk is present, as in those of birds and reptiles. **lower p. (of an egg).** See *antigerminial p.* **negative p.** That electrode or other portion of the terminal apparatus of a battery which is connected with the electropositive element in the galvanic cell. **north p.** That extremity of a magnet which is directed toward the north. **nuclear p.** See *polar figure*, under *figure*. **nutritive p.** See *antigerminial p.* **occipital p.** The posterior pointed extremity of the occipital lobe. **placental p. of the chorion.** That p. of the chorion at which the domelike placenta, when present, is situated. **p's of the chorion.** The upper and lower extremities of the chorion, corresponding to the fundus uteri and the os uteri. **p's of the eye.** The anterior and posterior extremities of the optic axis. **p's of the kidney.** The upper and lower extremities of a kidney. **p's of the testicle.** The upper and lower extremities of a testis. **positive p.** That electrode or other portion of the terminal apparatus of a battery which is connected with the electronegative element in the galvanic cell. **south p.** That extremity of a magnet which is directed toward the south. **upper p. (of an egg).** See *germinal p.* **vitelline p.** See *antigerminial p.* [Gr., *polos*, from *pelein*, to go, to move.]
- police'.** In medicine, an organization intrusted with the care of all matters affecting the public health; also the work of such an organization. [Gr., *politeia*, from *polis*, a city.]
- poliencephalitis** (pol''e-en-sef-al-it'is). Inflammation of the gray matter of the cerebral cortex; usually of an infectious type. [Gr., *polios*, gray, + *egkephalos*, the brain, + *itis*, inflammation.]
- polioencephalitis** (pol''e-o-en-sef-al-it'is). See *poliencephalitis*.
- poliomyelitis** (pol''e-o-mi-el-it'is). An infectious inflammation of the spinal cord. **acute anterior p.** Syn.: *infantile paralysis*. An acute infectious disease of the nervous system frequently localized chiefly in the spinal cord, causing flaccid paralyseis with later atrophy of the muscles. [Gr., *polios*, gray, + *myelos*, marrow, + *itis*, inflammation.]
- poliomyeloencephalitis** (pol''e-o-mi-el-o-en''sef-al-it'is). Poliomyelitis associated with poliencephalitis. [Gr., *polios*, gray, + *myelos*, marrow, + *egkephalos*, the brain, + *itis*, inflammation.]
- Politzer's operation.** 1. For artificial aperture of the membrana tympani; a crucial incision of the membrane, and the application of nitrate of silver to the edges of the flaps. The galvanic cautery is now used for the purpose. 2. For atrophied membrana tympani and otitis media

- catarrhalis, an o. which consists in the repeated incision of the tissue of the membrana tympani by means of a double-edged paracentesis needle, midway between the handle of the malleus and the periphery of the membrane. 3. Section of the anterior ligament of the malleus. [Adam Politzer, Austrian otologist, born 1835.]
- pollantin** (pol-an'tin). The antitoxin obtained by injecting horses with the pollen of certain plants; used as a curative serum in hay fever.
- pollution** (pol-lu'shun). 1. Contamination with foul or injurious matter. 2. An involuntary seminal emission. See *spermatorrhoea*. [Lat., *polluere*, to defile.]
- poly-**. Combining form of Gr., *polys*, many; used as prefix, signifying many.
- polyadenitis** (pol'e-ad-e-ni'tis). Inflammation of many lymphatic glands at the same time. **malignant p.**, **p. maligna**. See *oriental plague*. [Gr., *polys*, many, + *aden*, a gland, + *itis*, inflammation.]
- polyadenoma** (pol'e-ad-e-no'mah). See *multiglandular adenoma*, under *adenoma*. [Gr., *polys*, many, + *aden*, a gland, + *oma*, a tumor.]
- polyarthrititis** (pol'e-ar-thri'tis). Inflammation, especially acute rheumatism, affecting several joints at once. [Gr., *polys*, many, + *arthron*, a joint.]
- polyatomic** (pol'e-at-om'ik). Containing more than one atom of replaceable hydrogen; of a radicle, requiring the addition of more than one atom of hydrogen to saturate its combining capacity. [Gr., *polys*, many, + *atomos*, an atom.]
- polybasic** (pol-e-ba'sik). 1. Of acids or alcohols, containing in the molecule more than one atom of hydrogen replaceable by a base. 2. Of salts, formed from a p. acid by the replacement of more than one hydrogen atom by a base. [Gr., *polys*, many, + *basis*, base.]
- polyblasts** (pol'e-blasts). Wandering cells, resembling lymphocytes, which are said to form connective tissue cells, plasma cells or "mast cells" in the regeneration of the tissues. [Gr., *polys*, many, + *blastos*, germ.]
- polyblennia** (pol-e-blen'e-ah). Secretion of abnormal quantities of mucus. [Gr., *polys*, many, + *blenna*, mucus.]
- Polycephalus** (pol-e-sef'al-us). A genus of tapeworms in the larval state. **P. cenusurus**, **P. echinococcus**, **P. granulosis**, **P. hominis**, **P. humanus**. See *Echinococcus hominis*, under *echinococcus*.
- polyceptor** (pol-e-sep'tor). An amboceptor having more than one complementophilous haptophore group, capable of combining with a complement. [Gr., *polys*, many, + Lat., *capere*, to take.]
- polycheiria** (pol-e-ki're-ah). The condition of having a supernumerary hand. [Gr., *polys*, many, + *cheir*, hand.]
- polycholia** (pol-e-ko'le-ah). Excessive secretion of bile. [Gr., *polys*, many, + *chole*, bile.]
- polychromatophilia** (pol-e-kro'mat-o-fil'e-ah). A morbid condition (as of the red blood corpuscles) characterized by an affinity for many staining reagents. [Gr., *polys*, many, + *chroma*, color, + *philein*, to love.]
- polychylia** (pol-e-ki'le-ah). Excessive production of chyle. [Gr., *polys*, much, + *chylus*, chyle.]
- polyclinic** (pol-e-kin'ik). A place where clinics are held, for the treatment of various diseases. [Gr., *polys*, many, + *kline*, a couch, a bed.]
- polycoria** (pol-e-ko're-ah). The presence of more than one pupil in the same eye. [Gr., *polys*, many, + *kore*, the pupil.]
- polycrotic** (pol-e-krot'ik). Showing more than one wave for each cardiac systole (said of the pulse). See *dicrotic*. [Gr., *polys*, many, + *krotein*, to beat.]
- polycrotism** (pol-ik'ro-tism). The state of being polycrotic.
- polycyesis** (pol'e-si-e'sis). Multiple pregnancy. [Gr., *polus*, many, + *kyesis*, pregnancy.]
- polycythemia** (pol'e-si-the'me-ah). Plethora with excess of red blood corpuscles. [Gr., *polys*, many, + *kytos*, a cell, + *aima*, blood.]
- polydipsia** (pol-e-dip'se-ah). Inordinate thirst as in diabetes. [Gr., *polys*, many, + *dipsa*, thirst.]
- polyemia** (pol-e-e'me-ah). See *plethora*.
- p. aquosa**. Excess of water in the blood, occurring physiologically after drinking a large amount of fluid. **p. serosa**. Excess of serum in the blood of an animal, brought about by the injection of blood serum into the veins. [Gr., *polys*, many, + *aima*, blood.]
- polyesthesia** (pol'e-es-the'se-ah). Of Fischer, a peculiar condition of sensation in which a single point touching the skin is felt as more than one. [Gr., *polys*, many, + *aisthesis*, perception by the senses.]
- Polygala** (pol-ig'al-ah). Milkwort; a genus of bitter herbs or shrubs; so called because they have been thought to be galactagogue. **P. amara**. A European species, also found in Mexico, used as a pectoral. **P. Boykinii**. A species to which false or northern senega is sometimes erroneously referred; found in Georgia and Florida. **P. senega**. Senega root; found in Canada and the United States. The root is the senega of the U. S. Ph. and Br. Ph. [Gr., *polys*, much, + *gala*, milk.]
- Polygonatum** (pol-ig-o-na'tum). The true Solomon's seal; a genus of liliaceous plants. **P. biflorum**, **P. giganteum**. Varieties of *P. uniflorum*. **P. officinale**, **P. uniflorum**. The root was formerly used externally in bruises, tumors, wounds, skin eruptions, etc., and powdered and mixed with rose water, as a cosmetic, but is now rarely used. It is emetic, and the berries and flowers are acid and poisonous.
- Polygonum** (pol-ig'o-num). Knotgrass; a genus of herbs. **P. acre**. 1. Smartweed; a species with a caustic juice, by some identified with *P. hydroperoides*; used as an astringent and febrifuge. 2. *P. hydroper*. **P. bistorta**. Bistort, a

- species common in Europe and northern Asia, and said to be found in Connecticut. The root is astringent. **P. hydro-piper**. Water pepper; the Gr. *hydropeperi* of Dioscorides. The leaves or herbs were formerly employed as a diuretic and antiscorbutic, but are now chiefly used by the veterinarians as a wash for ulcers. They contain polygonic acid, have a biting and burning taste, and inflame the skin if rubbed on it. **P. hydro-piperoides**. The mild water pepper of North America, having properties like those of *P. hydro-piper* and sometimes used as a wash for old ulcers. [Gr., *polys*, many, + *gonu*, the knee.]
- polyhydrate** (pol-e-hi'drät). A hydrate or hydroxid containing more than one molecule of hydroxyl.
- polydrosis** (pol''e-id-ro'sis). Another name for *hyperidrosis*. [Gr., *polys*, much, + *idos*, sweat.]
- polymastia, polymazia** (pol-e-mas'te-ah, pol-e-ma'ze-ah). The state of having supernumerary breasts. [Gr., *polys*, many, + *mastos*, or *mazos*, the breast.]
- polymelia** (pol-e-me'le-ah). The state of having supernumerary members. [Gr., *polys*, many, + *melos*, a limb.]
- polymerid** (pol-im'er-id). A substance which bears to another the relation of polymerism (said especially of chemical compounds whose formulae are the higher multiples of the common primitive formula).
- polymerism** (pol-im'er-izm). Multiplicity of component parts. See *polymerization*. [Gr., *polys*, many, + *meros*, a part.]
- polymerization** (pol-e-mer-iz-a'shun). The phenomenon of uniting together two or more molecules of the same substance with the formation of a new chemical compound, from which the original chemical compound may be regenerated, e. g., the p. of acetaldehyd to paraldehyd. [Gr., *polys*, many, + *mikros*, small, + *merizein*, to divide.]
- polymicrotome** (pol-e-mik'ro-töm). A microtome for making a great number of microscopic sections in a short time. [Gr., *polys*, many, + *microtome*.]
- polymorphic, polymorphous** (pol-e-mor'fik, pol-e-mor'fus). Syn.: *heteromorphous*. Showing widely different types of structure or varieties of appearance. [Gr., *polys*, many, + *morphe*, form.]
- polymorphism** (pol-e-mor'fizm). Showing a variety of forms under different conditions of growth or environment; the quality or character of being polymorphous. [Gr., *polys*, many, + *morphe*, form.]
- polymyositis** (pol''e-mi-os-i'tis). Simultaneous inflammation in a number of muscles, attended by pain, swelling, and loss of power, the process frequently extending to the skin (dermatomyositis). [Gr., *polys*, many, + *mys*, a muscle, + *itis*, inflammation.]
- polyneurial** (pol-e-nu'ral). Innervated by two or more nerves. [Gr., *polys*, many, + *neuron*, a nerve.]
- polyneuritis** (pol''e-nu-ri'tis). See *multiple peripheral neuritis* and *multiple neuritis*, under *neuritis*.
- polyodontia** (pol-e-o-don'te-ah). The possession of supernumerary teeth. [Gr., *polys*, many, + *odous*, a tooth.]
- polyonichia** (pol-e-o-nik'e-ah). The condition of having supernumerary nails. [Gr., *polys*, many, + *onyx*, the nail.]
- polyopia, polyopsia** (pol-e-o'pe-ah, pol-e-op'se-ah). The state in which several images of an object are seen at the same time. [Gr., *polys*, many, + *ops*, the eye.]
- polyorchidism** (pol-e-or'kid-izm). The condition of having more than two testicles. [Gr., *polys*, many, + *orchis*, testicle.]
- polyorrhomenitis** (pol-e-or''o-men-i'tis). A progressive and malignant inflammation of various serous membranes. [Gr., *polys*, many, + *orros*, serum, + *ymen*, a membrane.]
- polyotia** (pol-e-o'te-ah). The formation of two or more external ears on one side. [Gr., *polys*, many, + *ous*, the ear.]
- polyp** (pol'ip). See *polypus*.
- polypapilloma** (pol-e-pap-il-o'mah). The condition commonly known as yaws. [Gr., *polys*, many, + *papilloma*.]
- polypeptids** (pol-e-pep'tids). A large group of compounds which have been prepared synthetically and some of which are found in the intermediate hydrolysis of proteins. They consist of the amino-acids, combined in such a way that the carboxyl group (COOH) of one acid is united with the amido group (NH₂) of another amido-acid. When two amido-acids are combined in such a way we have a dipeptid, e. g., glycyl, glycin, alanyl-glycin. When three are combined we have a tripeptid, e. g., leucyl-glycyl-alanin. And when more than three are combined, we have a polypeptid in the narrower sense of the word. There have been united in this way 18 amido-acid groups, with the formation of Fischer's octadecapeptid, a compound with a molecular weight of 1212, which compound has the highest molecular weight of any synthetical product of known constitution. Thus far eight of the dipeptids have been isolated as hydrolytic decomposition products of proteins.
- polyphagia** (pol-e-fa'je-ah). 1. Gluttony. 2. See *bulimia*. [Gr., *polys*, many, + *phagein*, to eat.]
- polypharmacy** (pol-e-far'mas-e). 1. Excess in the use of drugs or in prescribing them. 2. The practice of ordering a great number of drugs to be taken together, now in complete disrepute among reputable physicians.
- polypodia** (pol-e-po'de-ah). A monstrosity characterized by supernumerary feet. [Gr., *polys*, many, + *pous*, the foot.]
- polypoid** (pol'e-poyd). Resembling a polyp. [Gr., *polypous*, a polyp, + *eidos*, resemblance.]
- Polyporus** (pol-ip'o-rus). A genus of hymenomycetous fungi allied to *Boletus*. **P. fomentarius**. Amadou; a species, a foot or more in diameter, growing on the

trunks of trees, especially the beech. It is used in Europe to prepare amadou.

P. ignarius. Hard amadou; used in the preparation of an amadou which is said to be inferior to that of *P. fomentarius* (with which some botanists identify this species). **P. officinalis.** White agaric, the Gr. *agarikon*, of Dioscorides; a species found especially on the trunks of larch trees. Externally it is used as a hemostatic. [Gr., *polys*, many, + *pdros*, a passage.]

polypous (pol'e-pus). Of the nature of a polypus.

polypus (pol'e-pus). A tumor or node arising by a hyperplastic process, especially from or beneath the skin or a serous or mucous membrane. The term is generally applied to pedunculated excrescences. **blood p.** See *placental p.* **bronchial p.** Polyps of greater or smaller size and of varying consistence in the bronchial tubes. See *croupous bronchitis*, under *bronchitis*. **cancerous p.** See *scirrhous p.* **cellulofibrous p.** An old term for a p. partly fibrous and partly mucous in structure. **fibrous p., fleshy p.** A p. composed of fibrous tissue; most frequently found in the uterus, pharynx, rectum, or intestine. **glandular p.** 1. Adenoma. 2. Of Thomas, a p. consisting of hypertrophied nabothian glands. **lipomatous p.** A pedunculate lipoma. **malignant p.** A malignant growth having the appearance of a p. **mucolympathic p.** See *cellulofibrous p.* **mucous p.** A p. the substance of which is soft and contains mucoid tissue. **myomatous p.** A p. consisting of muscular tissue. **nasal p.** A p. developing in the nasal canal. **osseous p.** A bony p. **papillary p.** A p. of a papillary appearance. **placental p.** A fibrinous p. constituted by the coagulation of blood deposited on a portion of placenta retained in the uterus after parturition, the pedicle being formed by the attachment of the placental tissue. **p. carnosus.** See *sarcoma*. **p. mamillae.** 1. See *caruncula mamillaris*, under *caruncula* (2d def.). 2. The nipple. **raspberry cellular p.** The aural p. most frequently met with; it consists of numerous round raspberry-like beads, varying much in size, attached by small filaments to a central stem, which forms the root. **sarcomatous p.** A sarcoma that has the appearance of a p. **scirrhous p.** A true cancerous tumor. **soft p., spongy p.** See *mucous p.* **stony p.** A p. that has undergone calcareous degeneration. **tooth p.** A p. growing from the pulp of a carious tooth and filling its cavity. **vascular p.** A pedunculated angioma. **vascular p. of the umbilicus.** See *fungous excrescence of the umbilicus*, under *excrescence*. **vesicular p.** An old term for a mucous p. [Gr., *polys*, many, + *pous*, foot.]

polysaccharids (pol-e-sak'kar-idz). The compound carbohydrates which contain more than three molecules of simple carbohydrates in combination with each other. The most important of the p's

are starch, glycogen, cellulose, and the dextrins.

polysarcia, polysarcosis (pol'e-sar'se-ah, pol'e-sar-ko'sis). Excess of flesh, obesity. **p. cordis.** See *cor adiposum*. [Gr., *polys*, many, much, + *sarx*, flesh.]

polyscelia (pol'e-se'le-ah). A monstrosity characterized by supernumerary legs. [Gr., *polys*, many, + *skelos*, the leg.]

polyscope (pol'e-sköp). Syn.: *diaphanoscope*. An apparatus for illuminating an accessible hollow organ. [Gr., *polys*, many, + *skopein*, to examine.]

polysolve, polysolv (pol'e-solv, pol'e-sol'vol). Sodium or ammonium sulphuric acid, used as a solvent of phenol, menthol, and salicylic acid.

polysomia (pol'e-so'me-ah). A monstrosity characterized by the union of two or more bodies. [Gr., *polys*, many, + *soma*, the body.]

polysulphid, polysulphuret (pol'e-sulf'id, pol'e-sul'fur-et). A compound of an element or radicle with several atoms of sulphur.

polythelism (pol'e-the'lism). The existence of supernumerary nipples. [Gr., *polys*, many, + *thela*, a teat.]

polytrichia (pol'e-trik'e-ah). Another name for *hypertrichosis*.

Polytrichum (pol-i'trik-um). Hair moss; a genus of acrocarpus mosses. **P. commune.** Common hair moss; formerly considered a mild astringent, aperient, diaphoretic, and diuretic. It is now rarely used. [Gr., *polys*, many, + *thrix*, a hair.]

polytrophy (pol-i'tro-fe). Excess of nutrition. See *hypertrophy*. [Gr., *polys*, many, + *trophe*, nourishment.]

polyuria (pol'e-u're-ah). Excessive secretion of the urine. [Gr., *polus*, much, + *ouron*, urine.]

pomade (po-mäd'). An ointment, especially for cosmetic purposes. [Fr., *pom-made*.]

pomatum (po-mah'tum). An ointment. [Lat., from *pomum*, an apple, because originally made from apples.]

pomegranate (pom'gran-et). 1. The fruit of *Punica granatum*, also the tree itself. 2. Of the U. S. Ph., the bark of the root of *Punica granatum*. [Lat., from *pomum*, apple, + *granatus*, many seeded.]

pomphi (pom'fe). Another name for *wheals*. [Gr., *pomphos*.]

pompholyx (pom'fo-likes). Written also, less correctly, *pompholix*. Syn.: *cheiropompholyx*, *dysidrosis*. A skin disease occurring on the hands and feet. It is characterized by deep-seated, clear, grouped vesicles, which appear suddenly, have narrow red areolae and run a short course. [Gr., *pompholyx*, a bubble.]

po'mum. An apple. **p. Adami.** The prominence in the middle line of the throat formed by the junction of the two lateral wings of the thyroid cartilage. **p. oculi.** The eyeball. [Lat.]

pons. A bridge or bridgelike structure; especially the p. Varolii. **p. hepatis.** Syn.: *isthmus hepatis*. A part of the liver which sometimes extends from the

- quadrate to the left lobe, crossing the umbilical fissure. **p. Tarini**. A lamina of gray matter at the bottom of the posterior perforated space at the base of the brain, between the corpora albicantia. It forms a portion of the floor of the third ventricle. **p. Varolii**. That division of the encephalon which connects the medulla oblongata and the crura cerebri. It consists partly of longitudinal fibers continued above into the pes and tegmentum of the crura, partly of transverse fibers connecting the two cerebellar hemispheres, and partly of central gray nuclei. **p. zygomaticus**. The zygomatic arch. [Lat., *pons*, from *ponere*, to place.]
- popliteal** (pop-lit'e-al). Pertaining to the region posterior to the knee joint and between the hamstring tendons. [Lat., *poples*, the ham.]
- popliteus** (pop-lit'e-us). See *table of muscles*, under *muscle*.
- populin** (pop'u-lin). Benzoyl salicin. [Lat., *populus*, a poplar.]
- Populus** (pop'u-lus). The poplars; a genus of salicaceous trees. **P. balsamifera**. 1. Balsam (or tacamahac) poplar, the *lard* of the Canadians; a species found in North America, Siberia, and the Himalayas. The buds contain a balsam resin which is considered antiscorbutic and diuretic. The buds themselves are used but rarely. **P. tremula**. European aspen. The bark, which contains salicin and populin, is used by the veterinarians as a vermifuge. **P. tremuloïdes**, **P. trepida**. American aspen. The leaves and the bark contain salicin, and the bark is used as a tonic and febrifuge. [Lat.]
- pore**. A minute aperture or passageway in a structure; especially, a fine tubular opening. **absorbent p's**. Of the early physiologists, the minute openings thought to be the channels through which nutritive fluids were absorbed into the general circulation. **exhalant p's**. Of the older physiologists, the small openings supposed to exist in the skin for the transmission of excrementitious fluids. **p's of the skin**. The orifices of the cutaneous follicles. **sweat p**. The external orifice of a sweat duct (see *sudoriferous glands*, under *gland*). [Lat., *porus*; Gr., *poros*.]
- porocephaly** (po'ren-sef'a-le). Congenital atrophy of brain cortex with cystic replacement. [Gr., *poros*, pore, + *egkephalos*, brain.]
- pornography** (por-nog'raf-e). Obscene and vulgar language or literature, chiefly dealing with sensuality. [Gr., *porne*, a prostitute, + *graphein*, to write.]
- Poroceph'alus armilla'tus**. A vermiform arthropod of the class *Arachnida* and the order *Acarina* whose larva infests the lungs and liver of man, various snakes serving as the intermediate hosts.
- porokeratosis** (por'o-ker-at'o'sis). Syn.: *mibelli*, *hyperkeratosis eccentrica*. A skin disease characterized by the presence of one or more slowly spreading patches, which consist of a thorny ridge at the border with a less elevated or depressed central area. It occurs most commonly on the dorsal aspects of the hands and feet. [Gr., *poros*, a pore, + *keras*, a horn.]
- poroma** (po-ro'mah). An inflammatory induration. [Gr., *poroma*, callus.]
- porosis** (po-ro'sis). 1. See *poroma*. 2. The formation of callus in the healing of a fractured bone. [Gr., *poroma*, callus.]
- porotic** (po-ro'tik). Favoring the growth of connective tissue.
- porphyri-zation** (por'fir-iz-a'shun). The reduction of a substance to a very fine powder by crushing it with a muller on a flat, hard surface, especially of porphyry.
- porphyrroxin** (por-fir-ok's'in). An alkaloid, $C_{24}H_{22}NaO_3$, found in the bark of *Alstonia constricta*.
- porrigo** (por-ri'go). A term applied to many different skin diseases, especially those affecting the hairy scalp. **p. contagiosa**. An old name for impetigo. **p. decalvana**. An old name for alopecia areata. **p. favora**. Another name for favus. **p. furfurans**. An old name for tinea tonsurans. **p. lupinosa**. Another name for favus. [Lat., *porrigo*, scurf, dandruff.]
- Porro's operation**. Cesarean section, followed by supravaginal amputation of the uterus. [Eduardo Porro, Milanese obstetrician, born 1842.]
- porta** (por'tah). A gate or an entrance. **p. hepatis**, **p. jecoris**. The transverse fissure of the liver, where its vessels enter. **p. labyrinthi**. See *fenestra rotunda*. **p. lienis**. The hilum of the spleen. **p. omenti**. See *foramen of Winslow*. **p. pulmonis**. The hilum of the lung. **p. renis**. The hilum of the kidney. [Lat., *porta*, gate.]
- portagion** (por-ta'jun). A disease germ that is capable of transmission.
- por'tal**. 1. Pertaining to a porta, especially the porta hepatis, or to the parts there situated. 2. Pertaining to the portal circulation. [Lat., *porta*, a gate.]
- portio** (por'she-o). See *portion*. **p. dura (nervi septimi)**. The motor portion of the seventh cranial nerve, or, as now used, the facial nerve. **p. inter durum et mollem**. A filament uniting the anterior root of the auditory nerve with the trunk of the facial nerve. **p. intermedia Wrisbergii (nervi facialis)**. A bundle of fibers from the anterior root or nucleus of the auditory nerve which unites with the facial nerve. **p. vaginalis uteri**. The infravaginal portion of the uterus or its cervix. **p. ventriculi lienalis**. The fundus of the stomach. [Lat., *portio*, a part.]
- por'tion**. A part, a subdivision, or section. **cavernous p. of the urethra**. The posterior, dilated part of the spongy p. of the male urethra, the urethral bulb. **descending p. of the duodenum**. The p. of the duodenum which most nearly approaches the vertical, which is farthest to the right, and into which the ductus communis choledochus opens. **facial p. of the skull**. The p. of the skull underlying the face. **frontal p. of the**

frontal bone. See *pars frontalis ossis frontis*, under *pars*. **iliac p. of the fascia lata.** The p. of fascia lata external to the saphenous opening. **infravaginal p., intravaginal p.** See *vaginal p. of the neck of the uterus*. **mastoid p. of the temporal bone.** See *mastoid process*, under *process*. **membranous p. of the urethra.** That part between the apex of the prostate gland and the bulb of the corpus spongiosum. **petrous p. of the temporal bone.** The three-sided, somewhat pyramidal process of the temporal bone which projects forward and inward from between the squamous p. and the mastoid process, with its base turned outward, and which contains the internal ear. **prostatic p. of the urethra.** The urethra as it pierces the prostate gland. **spongy p. of the urethra.** That part between the posterior limit of the bulb of the urethra and its external orifice in the glans penis. **squamous p. of the temporal bone.** The expanded curved anterior and superior p. of the temporal bone. Its upper border is beveled to overlap the parietal bone, with which it articulates. **supravaginal p. of the neck of the uterus.** That p. of the neck of the uterus which lies above the vaginal insertion. **tabular p. of the occipital bone.** The p. of the occipital bone posterior to the foramen magnum. **tabular p. of the temporal bone.** See *squamous p. of the temporal bone*. **vaginal p. of the neck of the uterus.** That part which projects into the vagina. [Lat., *portio*, from Gr., *porain*, to share.]

port wine mark. Another name for *nevus vascularis*.

po'rus. See *pore*. **p. acusticus externus.** The external opening of the external auditory canal. **p. acusticus internus.** The opening of the internal auditory canal into the cranial cavity. **p. auditorius externus.** See *p. acusticus externus*. **pori biliares.** See *biliary ducts*, under *duct*. **p. centralis.** The channel in the optic nerve which contains the central artery of the retina. **p. cranionasalis.** The foramen cecum of the frontal bone. **p. deferens.** See *vas deferens*, under *vas*. **p. opticus.** The aperture in the sclera and choroid which contains the optic disk. **p. pulmoneus.** A pulmonary air cell. [Lat.]

pose (pōz). An attitude or posture of the body. [Fr., *pose*, from *poser*, to put, to place.]

position (po-sish'un). Syn.: *situation, posture, attitude*. 1. The place occupied by a thing or in which it is put; situation, site, station. 2. The manner in which a body as a whole or the several parts of it are disposed or arranged; disposition, posture, attitude. **dorsal p.** The patient lies on the back with knees flexed and everted and feet resting on the couch or in foot rests at the level of, or slightly above, the surface of the examining table. In the latter case the hips are at the edge of the table.

Fowler's p. See *Fowler*. The patient rests on knees and elbows, the head on the hands. **knee-chest p.** The patient rests on knees and chest. The thighs are vertical, the chest and head supported on a folded pillow or on a small compact cushion. The face is turned to one side. **knee-elbow p.** The position in which the head of the patient's bed is raised 18 or 20 inches above the level. **left occipito-anterior p.** Syn.: *first p.* That p. of the fetal head, in vertex presentations, in which the occiput is directed toward the mother's left side and somewhat anteriorly. **left occipitoposterior p.** That p. of the fetal head, in vertex presentations, in which the occiput is directed toward the mother's left side and somewhat posteriorly. **lithotomy p.** The p. in which a patient is placed for lithotomy (i. e., in the dorsal p. with the thighs strongly flexed on the abdomen and abducted, and the legs flexed upon the thighs). **mento-anterior p. (of the face).** That p. of the fetal head in which, in face presentations, the chin is directed to the mother's right or left and somewhat forward. **mento-iliac p. (of the face).** That p. of the fetal head in which, in face presentations, the chin looks directly toward the mother's right or left ilium. **mentoposterior p. (of the face).** That p. of the fetal head in which, in face presentations, the chin is directed to the mother's right or left and somewhat backward. **mentopubic p.** That p. of the fetal head in which, the face presenting, the chin is directed toward the mother's symphysis pubis. **mentosacral p.** That p. of the fetal head in which, the face presenting, the chin is turned toward the mother's sacrum. **oblique p. of fetal head.** See *obliquity of the fetal head*, under *obliquity*. **obstetric p.** The p. ordinarily assumed by a woman in labor. In Great Britain, on the left side; in France, Germany, and most parts of the United States, on the back. **occipitopubic p.** Of Baudelocque, that p. of the fetal head in which, the vertex presenting, the occiput is directed toward the mother's symphysis pubis. **occipitosacral p.** That p. of the fetal head in which, with a vertex presentation, the occiput is directed quite backward into the hollow of the mother's sacrum. **right occipito-anterior p.** That p. of the fetal head, in vertex presentations, in which the occiput is directed toward the mother's right side and somewhat anteriorly. **right occipitoposterior p.** That p. of the fetal head, in vertex presentations, in which the occiput is directed toward the mother's right side and somewhat posteriorly. **sacro-anterior p.** That p. of the fetal head in vertex presentation in which the sacrum of the child is directed forward. **sacrosacral p.** A breech presentation with the child's sacrum turned directly to the mother's sacrum. **Sims' p.** Syn.: *lateroprone p.* See *Sims*. **Trendelenburg's p.** See *Trendelenburg*. **Wal-**

- cher's p.** See *Walcher*. [Lat., *positio*, from *ponere*, to place.]
- positive phase.** The period during which the amount of antibody or other protective substance in the serum is increased after the injection of the antigen.
- posology** (po-sol'o-je). Syn.: *dosology*. The science of the dosage of medicine. [Gr., *posos*, how much, + *logos*, understanding.]
- possession.** The condition of being possessed or occupied. **demoniacal p.** The condition of being (or of being supposed to be) under the mastery of demons or evil spirits. [Lat., *possidere*, to possess.]
- pos'set.** A beverage of hot milk curdled with wine or otherwise. [Lat., *possetum*.]
- post-**. A prefix, from the Lat., *post*, after, signifying after, behind.
- postconvul'sive.** Following a convulsion.
- posterior** (pos-te're-or). Situated backward; in erect vertebrates, nearer or looking toward the dorsum of the body; in others, nearer the caudal extremity of the body than the cephalic. [Lat., *posteriorius*, behind.]
- postgraduate** (post-grad'u-ät). After graduation. **p. course, p. school.** A course of study taken to supplement a regular course. [Lat., *post*, after, + *gradus*, step.]
- postmalar'ial.** Following malarial disease.
- post mor'tem.** Occurring after death or in a dead body; as a n., a necropsy. [Lat., *post*, after, + *mortem*, death.]
- postpone'**. To cause to occur after the regular time.
- postsystolic** (post-sis-to'l'ik). Occurring after the systole.
- pos'ture.** See *position*.
- pot'ash.** 1. The alkali obtained by the lixiviation of the ashes of wood and of various plants. It includes both the caustic alkali, more commonly called caustic p. (potassium hydroxid), and the mild alkali (potassium carbonate). 2. Commercial p., an impure potassium carbonate mixed with a variable amount of potassium hydroxid. It is caustic and readily deliquescent. When partially purified it forms pearl-ash. List of persons and their antidotes, see in *appendix*, page 938. [Lat., *potassa*.]
- potassa** (po-tas'sah). 1. See *potash*. 2. Of the U. S. Ph., 1890, caustic potash (potassium hydroxid). It corresponds to the *p. caustica* of the Br. Ph. **liquor potassae.** See *liquor potassii hydroxidus*, under *potassium*. [U. S. Ph., 1890, Br. Ph.]. **p. caustica.** Caustic potash [Br. Ph.]. **p. cum calce.** P. with lime, Vienna caustic, Vienna paste; made by rubbing together equal parts of caustic p. and quick lime; a grayish white, deliquescent alkaline powder [U. S. Ph., 1890. **p. cumoreta.** See *p. caustica*, **p. fusa.** A caustic prepared by evaporating liquor potassae till water ceases to escape, drying the residue on a warm stone, and breaking into pieces when cold. **p. sulphurata.** 1. Liver of sulphur, consisting essentially of two equivalents (about 65 per cent.) of potassium trisulphid and one equivalent (about 35 per cent.) of potassium thiosulphate. Pure p. sulphurata (liver of sulphur) is an amorphous substance, liver colored when fresh, afterward of a greenish or yellowish hue, turning to a dirty green if the access of air is not prevented. It has an odor of hydrogen sulphid, is deliquescent in moist air, and is completely soluble in 2 parts of water. 2. A preparation made like that of the 1st def., but with crude potassium carbonate and unwashed sulphur. It consists essentially of the same constituent. If, however, the process of heating is carried too far, the thiosulphate is decomposed into potassium sulphate and potassium pentasulphid, the latter breaking up again into sulphur and potassium trisulphid. This impure liver of sulphur has essentially the same properties as the purer variety, but is used externally [U. S. Ph., 1890, Br. Ph.]. [Lat.].
- potassic** (pot-as'sik). Derived from or containing potash or potassium. For the various p. compounds, see under *potassium*.
- potassium** (po-tas'se-um). A metallic element; a silvery white solid, at ordinary temperatures waxy and ductile. It decomposes water at ordinary temperature with the evolution of hydrogen. Atomic weight, 39.2. Specific gravity, 0.875. Symbol, K (from *kalium*). **charta potassii nitratis.** Unsized white paper, soaked in a solution of p. nitrate and dried [U. S. Ph., 1890]. **crude p. carbonate.** Pearl-ash; an impure p. carbonate occurring as a dry granular powder or as a porous mass of a white color sometimes shading into bluish or greenish gray, containing 90 per cent. of the pure salt. **liquor potassii arsenitis.** Solution of arsenite of p. [U. S. Ph.], arsenical (or Fowler's) solution, the liquor arsenicalis of the Br. Ph.; an aqueous solution of p. arsenite, made by dissolving arsenic trioxid in water with equal parts of p. bicarbonate. The solution contains 1 part of arsenic trioxid in 100 parts. **liquor potassii citratis.** Solution of citrate of p., made by mixing, when required, a solution of 8 parts of p. bicarbonate in 42 parts of water, with a solution of 6 parts of citric acid in 44 of water [U. S. Ph.]. **liquor potassii hydroxidus.** A liquid containing 5 per cent. of potassium hydroxid in aqueous solution [U. S. Ph.]. **liquor potassii permanganatis.** A solution of 1 part of p. permanganate in 99 of distilled water [Br. Ph.]. **mistura potassii citratis.** Mixture of citrate of p.; a preparation made by saturating 100 parts of lemon juice with p. bicarbonate [U. S. Ph.]. **monohydric p. phosphate.** A white amorphous deliquescent substance, HK_2PO_4 , occasionally used in medicine. **p. acetate.** A white powder, $\text{KC}_2\text{H}_3\text{O}_2$, made up of foliate or scaly crystals (or

amorphous), easily soluble in water or alcohol, and volatilizing on exposure to the air. It is obtained by neutralizing p. carbonate with dilute acetic acid and drying. **p. amalgam.** An alloy of p. with mercury. The product is a silvery white liquid when a very great excess of mercury is employed, but when less mercury is used the amalgam is solid, and when the mercury and p. are brought together in suitable proportions, crystalline compounds, Hg_2K_2 and HgK_2 , are formed. **p. and ammonium tartrate.** A substance, $KNH_4C_4H_4O_6$, occurring as transparent prismatic crystals of pungent and saline but cooling taste, becoming opaque in the air, and easily soluble in water. **p. and copper carbonate.** A substance obtained by dissolving recently precipitated copper carbonate in a solution of p. carbonate; used as a test, as it is reduced by glucose and milk sugar, but not by cane sugar, dextrin, or soluble starch. **p. and gold cyanid.** See *p. aurocyanid.* **p. and sodium tartrate.** Rochelle salts; a double salt, $C_4H_4NaKO_6 + 4H_2O$, forming colorless, transparent, rhombic crystals, odorless, of saline taste, and quite soluble in water. It is nearly always used in solution. In small doses it is a diuretic and in larger doses a mild hydragogue cathartic. It is much used as a cathartic. **p. arsenate.** A compound of p. and arsenic acid. Three arsenates of p. are known: (1) normal p. arsenate, or tripotassic arsenate, a crystalline body, K_3AsO_4 ; (2) monacid p. arsenate, or dipotassic arsenate, HK_2AsO_4 ; and (3) diacid p. arsenate, or monopotassic arsenate, often called simply p. arseniate, H_2KAsO_4 , a body forming large crystals of acid reaction. The last mentioned is official in some continental pharmacopias. **p. arsenite.** A compound formed by the action of arsenious oxid on caustic potassa in solution. It differs in composition according to the relative proportions of the ingredients, normal p. arsenite is K_3AsO_3 , diacid p. arsenite is H_2KAsO_3 . The so-called solution of p. arsenite, "Fowler's solution," probably does not contain this salt, but only the uncombined arsenious acid. **p. aurobromid.** The compound $AuBr_3KBr + 2H_2O$; an antiseptic. **p. aurocyanid.** The compound $KAu(CN)_2$. **p. bicarbonate.** Acid p. carbonate, $KHCO_3$; occurring as colorless transparent rhombic prisms or tablets, of saline but not sharp taste, and soluble in water, almost insoluble in alcohol. It is usually prepared by passing carbon dioxide gas through a solution of the normal carbonate. It has been used as an antacid. **p. bichromate.** $K_2Cr_2O_7$. A red crystalline substance. **p. bisulphite.** See under *p. sulphite.* **p. bitartrate.** Cream of tartar, $KHC_4H_4O_6$, a white crystalline substance; used as a cathartic. The sediment of fermented grape juice consists mainly of p. bitartrate. **p. bromate.** The compound $KBrO_3$. **p. bromid.** A salt, KBr , occurring as colorless cubical crystals, of

bitterish saline taste, soluble in 1.6 part of water, slightly soluble in alcohol. Its solution should never be more than faintly alkaline. It is used in functional disorders of the nervous system, especially as a hypnotic in epilepsy and whenever a nervous sedative is required [U. S. Ph., Br. Ph.]. **p. carbonate.** A deliquescent, white, pulverulent substance, K_2CO_3 , either granular or finely crystalline in structure, of alkaline taste, and more readily soluble in water than the acid carbonate. Its solution has a strong alkaline reaction. The p. carbonate of the U. S. Ph. and Br. Ph. is the purified p. carbonate. See also *crude p. carbonate.* **p. chlorate.** The compound $KClO_3$. It is used as a gargle in inflammatory affections of the throat and in mercurial salivation. **p. chlorid.** The compound KCl . **p. chromate.** Yellow potassium chromate, K_2CrO_4 , forming yellow pyramidal crystals, which become red on heating. **p. citras effervescens.** A granular effervescent preparation containing 20 per cent. of potassium citrate [U. S. Ph.]. **p. citrate.** The compound $C_6H_5O_7K_3 + H_2O$; used as a febrifuge, as a diuretic, and in the early stages of bronchitis. There are also known a monacid or monohydric p. citrate, or dipotassic citrate, $C_6H_5O_7K_2$, and a diacid or dihydric p. citrate, or monopotassic citrate, $H_7O_7K + 2H_2O$ [U. S. Ph., Br. Ph.]. **p. cyanate.** A substance, $KCNO$, known in two isomeric forms: the ordinary cyanate, $O:C.N.K$, produced by the oxidation of p. cyanid, and another body, probably $K.O.C.:N$, or true p. cyanate. Both forms occur as acicular crystals. **p. cyanid.** A body, KCN , formed by the decomposition by heat of p. ferrocyanid, with or without the addition of p. carbonate and charcoal. It forms white deliquescent cubical or octahedral crystals, or white crystalline powder having a faint odor of hydrocyanic acid. It is readily soluble in water, less soluble in alcohol. In aqueous solution it is very unstable. It readily absorbs oxygen, and is therefore a powerful reducing agent. It is very poisonous. It is used as an antispasmodic and sedative. **potassii dichromas.** See *p. dichromate.* **p. dichromate.** A substance, $K_2Cr_2O_7$, occurring as large dark, orange-red, four-sided prisms, of acid reaction. Not much used therapeutically [U. S. Ph.]. **p. ethylate.** A substance, C_2H_5OK , forming transparent crystals usually united with a molecule of ethyl alcohol of crystallization. In contact with organic tissues it decomposes with the formation of metallic p., which takes oxygen from the tissues and so acts as a caustic, and with the simultaneous formation of absolute ethyl alcohol, which acts as a preservative and antiseptic. **p. ferri-cyanid.** Red p. prussiate; a poisonous substance, $K_3Fe_2(C_6N_6)_4$, occurring as large red prismatic crystals, decomposing on exposure to light; formed by passing chlorine through a solution of p. ferrocyanid until the latter no longer deposits

a blue precipitate on the addition of ferric chlorid [U. S. Ph., 1880]. **p. ferrocyanid**, **p. ferrocyanuret**, **p. ferroprussiate**. Yellow p. prussiate, $K_4Fe(CN)_6 \cdot 3H_2O$. It is produced by the reactions taking place between animal charcoal, iron, and pearl-sh when subjected to heat [U. S. Ph.]. **p. glycerino-phosphate**. A glycerin-phosphoric salt of p.; used like phosphoric acid. **p. hydrate**. See *p. hydroxid*. **potassii hydroxid**. See *p. hydroxid*. **p. hydroxid**. Caustic potash, potassa. A compound, KOH, occurring as a white, very deliquescent, hard substance, either entirely amorphous or presenting traces of a fibrous structure. It is readily soluble in water and in alcohol, and has a very acid taste, a strong alkaline reaction, and marked caustic properties. It is usually molded into the form of sticks which contain moisture. Chemically, it acts as a strong base. It is used as a caustic and, in very dilute solution, as an antacid. **p. hypochlorite**. A substance, KOCl; its solution forms Javelle water. **p. hypophosphite**. A body, KPH_2O_2 , forming deliquescent, inflammable, tabular crystals, of saline taste, very readily soluble in water, less soluble in alcohol. **p. hyposulphite**. See *p. thiosulphate*. **p. inosinate**. A crystalline substance, the p. salt of inosinic acid, obtained from aqueous extract of meat. **p. iodate**. A body, KIO_3 , forming minute cubical crystals. **p. iodid**. A substance, KI, forming colorless cubical crystals, of a peculiar feeble odor and a saline, bitterish taste. It is soluble in less than its own weight of cold water, cold alcohol, and in glycerin. It should have a slightly alkaline reaction. It melts at a low red heat. It is used in syphilis, in rheumatism, in internal aneurism, and to accelerate the absorption of inflammatory exudate [U. S. Ph., Br. Ph.]. **p. nitrate**. Saltpetre, nitre, KNO_3 , occurring as colorless, transparent prismatic crystals, or as a white crystalline powder, of sharp saline taste, soluble in water, nearly insoluble in alcohol. Paper saturated with a solution of the salt and then dried is burned to relieve asthma [U. S. Ph., Br. Ph.]. **p. nitrite**. KNO_2 , a white or slightly yellow substance. **p. permanganate**. The compound, $KMnO_4$. Being a strong oxidizing agent, it has been used as a deodorant, disinfectant, escharotic, and stimulant, especially in gonorrhoea, burns, and frostbite [U. S. Ph., Br. Ph.]. **p. phosphate**. A compound of p. and phosphoric acid. The phosphates of p. are the p. orthophosphates (often called simply p. phosphates), the p. metaphosphates, and the p. pyrophosphates. See also *monohydric p. phosphate*. **p. picrate**. A yellow crystalline substance, $C_6H_2(NO_2)_3OK$, of bitter taste, nearly insoluble in water. It explodes on heating. **p. sulphate**. The compound K_2SO_4 , of bitter, saline taste. It is laxative [U. S. Ph., Br. Ph.]. **p. sulphid**. There are five such compounds known: 1. P. monosulphid, or simply p.

sulphid, K_2S . 2. P. hydrosulphid, HKS. 3. P. trisulphid, a brownish crystalline substance, K_2S_3 , soluble in water. It enters into the composition of potassa sulphurata. 4. P. tetrasulphid, K_2S_4 . 5. P. pentasulphid, a reddish brown mass, K_2S_5 , easily soluble in water and of bitter, alkaline taste. See also *potassa sulphurata*, under *potassa*. **p. sulphite**. The compound $K_2SO_3 + 2H_2O$, of bitter saline and sulphurous taste, without odor, and soluble in 4 parts of cold water. There is also an acid *p. sulphite* or *p. bisulphite* (Lat., *potassii bisulphitis*), $KHSO_3$, forming acicular crystals of sulphurous taste and neutral reaction [U. S. Ph., 1880]. **p. tartrate**. A compound of p. and tartaric acid. *Normal p. tartrate* (the p. tartrate of the pharmacopeias), $K_2C_4H_4O_6$ —according to the Br. Ph., $(CHOH)_4COOH.COOK$ —occurs as small transparent or white crystals or as a white powder of bitterish saline taste, readily soluble in water. Acid p. tartrate, p. bitartrate, or cream of tartar. Lat., *potassii bitartras* [U. S. Ph.] (*tartras acidus* [Br. Ph.]). **p. thiosulphate**. A salt, $K_2S_2O_3$. It enters into the composition of liver or sulphur. See *potassa sulphurata*, under *potassa*. **trochisci potassii chloratis**. Troches of p. chlorate combined with sugar, Tolu balsam, etc. The U. S. and Br. lozenges contain about $2\frac{1}{2}$ grains of p. chlorate [U. S. Ph., Br. Ph.]. **unguentum potassii iodidi**. An ointment containing 10 per cent. of p. iodid [U. S. Ph., Br. Ph.]. [Lat.]

potency (po'ten-se). The strength of a medicine. In homeopathy the power of a medicine developed by certain procedures of attenuation or trituration.

potentia coeundi (po'ten'she-ah ko-e-un'di). Ability completely to perform sexual intercourse. [Lat.]

potential (po'ten'te-al). 1. Of a remedy, not acting immediately or directly. See *p. cautery*, under *cautery*. 2. As a noun, the amount of the electrical charge present on a conductor. Differences in p. are the cause of electric currents; for, whenever two bodies differing in p. are connected by a conductor, a current passes from the body having the higher p. to the one having a lower p. until the p's are equalized. **electric p.** See *p.* (2d def.). **static p.** The difference in electric level between the earth and a body charged with static electricity. [Lat., *potentia*, power.]

Potentilla (po'ten-ti'l'ah). Cinquefoil; a genus of rosaceous undershrubs or herbs. **P. alba**. White cinquefoil; a mildly astringent species. **P. anserina**. The root and herb are astringent, and were formerly used in intermittent fever, diarrhea, dysentery, hemorrhages, etc. **P. argentea**. Silvery cinquefoil; a European and North American species. The mildly astringent herb was formerly official. **P. canadensis**. Canadian five fingers; a diuretic and diaphoretic species. **P. comarum**. Marsh cinquefoil; a bitter, tonic species, by some botanists made a distinct genus. The root and herb were

*formerly used in diarrhea, dysentery, hemorrhage, and intermittent fever. **P. fragarioides**. Rock cinquefoil. The root was formerly used as a mild astringent. **P. palustris**. See *P. comarum*. **P. reptans**. Creeping cinquefoil, the *Gr. pentaphyllon* of the ancients; a perennial creeping herb. The root and herb were formerly used as mild astringents. **P. rubra**. *P. comarum*. **P. rupestris**. *P. fragarioides*. **P. tormentilla**. Tormentil; an astringent species formerly in the secondary list of the U. S. Ph. It is made by many botanists a distinct genus, *Tormentilla*. The root is powerfully astringent, and was formerly much used in diarrhea, passive hemorrhage, etc. [Lat., *potens*, powerful.]

po'tio. A potion. [Lat.]

po'tion. A medicinal draught.

potomania (po-to-ma'ne-ah). See *dipsomania*. [Lat., *potus*, a drinking, + *Gr.*, *mania*, madness.]

Pott's disease. Tuberculous spondylitis; caries of the vertebra. **P's fracture**. Fracture of the lower part of the malleolus of the tibia with outward displacement of the foot. [*Percival Pott*, English surgeon, 1713-1788.]

pouch (powch). A pocket; a small bag; any baglike structure. **Douglas's p.**

Syn.: *fossa recto-uterina p.*; *rectovaginal p.* See *recto-uterine p.* **hair p.** The depression or crypt in the skin within which a hair grows. See *hair bulb* and *hair follicle*, under *hair*. **internal inguinal p. (of the peritoneum)**. The internal of two p's formed by the urachus and the obliterated hypogastric artery raising up the peritoneum into a well-marked fold as it passes from the apex of the bladder to the back of the recti muscles. **pararectal p.** See *cavum Douglasii laterale*, under *cavum*. **paravesical p.** See *fossa paravesicalis*, under *fossa*. **pharyngeal p.** See *recessus pharyngeus*, under *recessus*. **p'es of the larynx**. Conical p'es curving slightly backward, and extending from the anterior part of the ventricles upward for half an inch, between the superior vocal cords and the thyroid cartilage. **p'es of the membrana tympani**. The three p'es on the inner side of the upper part of the drumhead, formed by duplicatures of mucous membrane around the chorda tympani in the horizontal portion of its passage through the tympanic cavity. **recto-uterine p.**, **rectovaginal p.** Syn.: *Douglas's p.* (or *space*, or *caldesac*), *fossa recto-uterina*. A p. of peritoneum situated between the rectum behind and the cervix uteri and the upper part of the vagina in front, and bounded laterally by the recto-uterine folds. **rectovesical p.** Syn.: *excavatio recto-vesicalis*. A p. formed by the reflection of the peritoneum from the lower part of the rectum to the base and upper part of the bladder in the male. **utero-vesical p.**, **vesico-uterine p.** Syn.: *excavatio vesico-uterina*. The peritoneal p. situated between the uterus and the bladder; bounded laterally by the vesico-

co-uterine folds of the peritoneum. [Fr., *poché*, pocket.]

poultice (powl'tis). A soft, mushlike mass, to be applied (usually hot) to a part. See *cataplasma*. [Perhaps from *Gr.*, *pol-tos*, porridge.]

pound (pownd). See *table of weights and measures*, in *appendix*, pages 941, 942, 943. [Lat., *pondus*, weight.]

poundal (pown'del). A unit of force; the force exerted in causing a mass weighing a pound to move at the uniform rate of a foot a second. **foot p.** The force exerted in causing a mass weighing a pound to move through the space of a foot in a second.

Poupart's ligament. Syn.: *crural arch*, *femoral arch*. The lower condensed portion of the aponeurosis of the external oblique muscle of the abdomen.

pow'der. In pharmacy, a substance or combination of substances in solid, dry form such as will pass through a sieve of a certain degree of fineness; also a single dose of such p. The U. S. Ph. recognizes five degrees of fineness of p's, designated, according to the number of meshes to the square inch, as No. 20 or coarse p., No. 40 or moderately coarse p., No. 50 or moderately fine p., No. 60 or fine p., and No. 80 or very fine p.

aromatic, p. See *pulvis aromaticus*, under *pulvis*. **Dover's p.** See *pulvis ipecacuanhae et opii*, under *pulvis*. **Goa p.** See *chrysarobin*. **gray p.** See *hydrargyrum cum creta*, under *hydrargyrum*. **Gregory's p.** See under *Gregory*.

James's p. See under *James*. **p. of algaroth**. An old name still used occasionally for oxychlorid of antimony. **p. of bayberry**. Consists of bayberry bark, ginger, capsicum, and cloves [N. F.]. **p. blower**. See *insufflator*. **Seidlitz p.** See *pulvis effervescentis compositus*, under *pulvis*. **Tully's p.** See under *Tully*. [Fr., *poudre*, powder.]

practice (prak'tis). 1. The carrying on or exercise of a profession or occupation. 2. To exercise the profession of medicine. [Lat., *practicare*, to perform, do, act, execute, carry on.]

Prague maneuver. A method of engaging the child's head in the pelvis in breech presentations. Traction is made upon the head (occiput posterior) by means of the operator's fingers hooked over the shoulders while the child's body is carried upward and forward on to the mother's abdomen. [*Prague*, capital of Bohemia and seat of a celebrated obstetric clinic.]

Pray's test letters for astigmatism. T. letters composed of stripes running at different angles.

pre-. A prefix from the Lat., *prae*, used in combination to signify before, in front of.

preataxic (pre-at-aks'ik). Preceding ataxia.

precipitant (pre-sip'it-ant). An agent causing precipitation.

precipitate (pre-sip'it-ät). 1. See *festination*. 2. In chemistry, the act or process of forming a precipitate. **fractional p.** See *fractional precipitation*, under *pre-*

- cipitation*. A method used to precipitate the various proteins of animal tissues by successive portions of ammonium sulphate or some other salt. **partial p.** See *partial precipitation*, under *precipitation*. **white p.** A term usually applied to ammoniated mercury, a white p. from a solution of mercuric chlorid by ammonia. [Lat., *precipitare*, to precipitate.]
- precipitation** (pre-sip-it-'shun). In chemistry, the act or process of forming a precipitate. **fractional p.** A method of separating a mixture of fatty acids by adding a small portion of the acetate of a heavy metal, which combines with a relatively large proportion of the less volatile acid and with a small proportion of the more volatile acid. These metallic compounds, being insoluble, are separated by filtration. The filtrate contains a higher charge of the more volatile acid, and by a repetition of the process may be entirely freed from the less volatile acid. **partial p.** A method of separating a mixture of two soluble salts by precipitating a portion of each and decomposing the precipitate, which is redissolved and again in part precipitated.
- precipitins** (pre-sip-'it-ins). The specific antibodies produced in an animal body by the injection of foreign proteins. The blood of an animal thus treated has the power of precipitating solutions of the protein used owing to the presence of a precipitin.
- precipitogen** (pre-sip-'it-o-jen). The substance capable of producing a precipitin when injected into an animal in repeated doses.
- precipitoid** (pre-sip-'it-oyd). A precipitin deprived of its active or precipitating group of atoms.
- precipitum** (pre-sip-'it-um). See *precipitate*.
- precordium** (pre-kor-'de-um). The area on the surface of the chest overlying the heart. See *diaphragm*. [Lat., *prae*, before, + *cordis*, heart.]
- pre'cox**. Precocious.
- precuneus** (pre-ku-'ne-us). A quadrilateral surface on the mesial aspect of the cerebral hemisphere, bounded anteriorly by the termination of the callosomarginal fissure and posteriorly by the internal parieto-occipital fissure. [Lat., *prae*, before, + *cuneus*, wedge.]
- prediastole** (pre-di-'as-to-le). The period in the heart's cycle immediately preceding the diastole.
- predigested** (pre-di-jest-'ed). Partially digested (as by the action of a digestive ferment) before being taken into the stomach.
- predisponent** (pre-dis-po-'nent). Predisposing.
- predisposition** (pre-dis-po-sish'un). An abnormal liability to respond to irritants or stimuli so that the development of morbid conditions is favored. It may be inherited or acquired. [Lat., *prae*, before, + *disponere*, to dispose.]
- pregnancy** (preg-'nan-se). Syn.: *gestation*, *gravidity*, *fetation*. The condition of bearing with child. The state of a female after conception until the birth of the child. **abdominal p.** A form of ectopic p. in which the fetus develops in the abdominal cavity. **cervical p.** The development of the impregnated ovum in the cervical canal. **cornual p.** Development of the ovum in one of the horns of the uterus. **ectopic p.**, **extra-uterine p.** Development of the impregnated ovum outside the cavity of the uterus. **hydatid p.** The growth of a hydatid mole in the uterine cavity. **interstitial p.** Development of the ovum in the fallopian tube during its course in the uterine wall. **ovarian p.** Development of an impregnated ovum in a graafian follicle of the ovary. **phantom p.** Syn.: *false p.* A phantom tumor simulating p. **secondary abdominal p.** The continued growth of a fertilized ovum in the abdominal cavity after it has been expelled from a ruptured fallopian tube. **spurious p.** Syn.: *pseudocyesis*. A condition in which many or all of the objective signs of p. are present, even enlargement of the abdomen, and yet the patient is not pregnant. **tubal p.** Development of a fertilized ovum in the fallopian tube. **twin p.** Syn.: *bigeminal p.* The simultaneous development of two impregnated ova. **uterine p.**, **normal p.** Development of the ovum in the uterus. [Lat., *praegnans*, with child.]
- prehensile** (pre-hen-'sil). Adapted for grasping or seizing. [Lat., *prehendere*, to lay hold of.]
- premolars** (pre-mo-'lars). The teeth in front of the molars or grinders, called, in man, bicuspids.
- premycotic** (pre-mi-'ko-'sik). The stage of a mycotic disease prior to the maturity of the fungus.
- preparation** (prep-ar-a-'shun). Anything prepared or made ready; specifically, a pharmaceutical compound, also a prepared anatomical or pathological specimen.
- preparator**, **preparative** (pre-par-'a-tor, pre-par-'a-tiv). See *amboceptor*.
- prepuce** (pre-'pūs). The foreskin; the retractable prolongation of the skin of the penis downward upon the glans. It extends to a varying distance upon or beyond the glans, and is lined with mucous membrane. [Lat., *praeputium*, from *prae*, before, + *putium*, from Gr., *posthion*, penis.]
- preputial** (pre-pu-'shal). Pertaining to the prepuce. **p. glands.** Syn.: *Tyson's glands*. See under *gland*.
- preputium** (pre-pu-'she-um). See *prepuce*.
- p. clitoridis**. The prepuce of the clitoris, formed by the two layers into which the labia pudendi minora split at their junction anteriorly.
- presbyope** (pres-'be-ōp). A person affected with presbyopia.
- presbyophrenia** (pres-be-o-'fren'e-ah). Senile dementia. [Gr., *presbys*, an old man, + *phren*, the mind.]
- presbyopia** (pres-be-o-'pe-ah). Old sight; farsightedness. The condition of de-

creased accommodation in persons who have passed middle life, due to the increasing rigidity of the crystalline lens. [Gr., *presbys*, an old man, + *ops*, the eye.]

presbyopic (pres-be-o'pik). Affected with presbyopia.

prescription (pre-skrip'shun). A direction given by a medical practitioner, especially, a written specification of a remedy or remedies to be employed in a particular case, with directions for their use. A typical p. consists of four parts as follows: the superscription, the sign; the inscription, consisting of an enumeration of substances to be used and the amount of each; the subscription, or directions to the pharmacist, such as "misc-e"; and the signature, or directions for the patient, to be written on the label by the pharmacist.

presegmenter (pre-seg-men'ter). The full-grown malarial parasite just before segmentation.

presenile (pre-se'nil). Pertaining to impending or incipient senility. [Lat., *prae*, before, + *senilis*, old.]

presentation (pre-sen-ta'shun). The part of the fetus that is in advance at the beginning of labor. Normally, either of the two poles, vertex or breech, presents in the os uteri; abnormally the following parts present; the arm, brow, cord, ear, face, foot, knee, pelvis, shoulder. Normal p's and most abnormal p's are longitudinal, the long axis of the child's body corresponding with the long axis of the mother's body. Occasionally the p. is transverse. [Lat., *praesentio*.]

presphygmie (pre-sfig'mik). Of or pertaining to the presystolic interval, preceding the pulse wave. [Lat., *prae*, before, + Gr., *sphygmos*, the pulse.]

pres'sure. Force or stress exerted on a body, as by weight, tension, etc. **after p.** A sense of p. which, for a brief interval, succeeds the removal of a weight from a portion of the body. **arterial p.** The blood p. in the arteries. See *venous p.*

atmospheric p. The p. of the weight of the atmosphere, stated usually in terms of the height of a column of mercury which it will support. The average pressure at the sea level is equal to 760 mm. of mercury. **blood p.** The p. exerted by the blood against the walls of the blood vessels. **diastolic p.** Arterial pressure during diastole. **intracranial p.** The p. in the cranial cavity in the space occupied by the cerebrospinal liquid. **intra-ocular p.** The normal tension of the interior of the eyeball, equal to 25 mm. of mercury. **intrapulmonic p.** The p. within the lungs; in the lung alveoli. **intrathoracic p.** The p. within the thorax, but outside the lungs, therefore in the pleural cavity. **intraventricular p.** The p. within the ventricle during the different phases of systole and diastole. **negative p.** P. less than that of the atmosphere. **partial p.** In a mixture of gases, such as the atmosphere, the p. exerted by each of the constituents. taken

separately. **p.**, **diastolic**, how to determine; see in *appendix*, page 908. **p. of inspiration.** The p. of the air in the respiratory tract during inspiration. **systolic p.** Arterial pressure at the time of systole. **p.**, **systolic**, how to determine; see in *appendix*, page 908. **venous p.** The blood p. in the veins. [Lat., *pressio*, *pressura*.]

pre'ter. Prefix from the Lat., *praeter*, past, by, beyond, above, more than; e. g., *preternatural*, more than natural.

preventive (pre-ven'tiv). Protective; prophylactic. **p. substance.** See *amboceptor*.

priapism (pri'ap-ism). Prolonged or frequently recurrent erection of the penis, with or without venereal desire or pain. [Gr., *priapismus*.]

prick'ly heat. Another name for *miliaria rubra*.

primary (pri'ma-re). 1. Original; first in order of time, development, interdependence, importance, etc.; central or median. 2. Of organic compounds in chemistry, having a substituted radicle in a hydrocarbon attached to a carbon atom which itself is connected with only one other (carbon atom). The term is also applied to amines and amides, phosphines, stibines, and arsines, in which but one atom of the hydrogen in ammonia, phosphoreted hydrogen, etc., is replaced by a radicle. **p. secondary.** Partly p. and partly secondary (said of those dihydric alcohols in which one of the molecules of hydroxyl is united to a terminal carbon atom and the other is united to an intermediate carbon atom which is itself connected with two other carbon atoms).

p. tertiary. Partly p. and partly tertiary (said of those dihydric alcohols in which one of the substituted molecules of hydroxyl is united to a terminal carbon atom, and the other is combined with an intermediate carbon atom which is itself connected directly with three other carbon atoms). [Lat., *primarius*, from *primus*, first.]

primipara (pri-mip'ah-rah). A woman who has given birth or is giving birth to her first child. [Lat., *primus*, first, + *parere*, to bring forth.]

primitive (prim'it-iv). Original, not derived. [Lat., *primitivus*, from *primus*, first.]

primordial (pri-mor'de-al). Earliest developed; first in the order of existence or appearance. [Lat., *primus*, first, + *ordo*, order.]

principle (prin'sip-l). 1. A general truth; a general or widely prevailing law. 2. An element or ultimate constituent, especially that one on which the distinctive characters of anything depend. **active p.** That constituent of any substance to which its characteristic energy or properties are due. **astrigent p.** An old name for gallic acid. **digestive p.** Any one of the principles which cause digestion of food. **proximate p.** An old name given to the foodstuffs of which foods are composed, namely, water, salts,

proteins, fats, and carbohydrates. [Lat., *principium*.]

Prinos (pri'nos). 1. Winterberry. 2. Of the U. S. Ph., 1880, the bark of *Ilex verticillata*. [Gr., *prinos*.]

prism. A solid the sides of which are parallelograms and its cross section a figure of three or more sides. **abducting p's**. P's to be held before the eyes with their bases directed toward the nose, so as to cause divergence of the eyes. **adducting p's**. P's to be held before the eyes with the bases outward, so as to adduct or converge the eyes in ophthalmological examinations. **enamel p's**. See *enamel fibers*, under *fiber*. The solid hexagonal p's, about 0.015 millimeter in diameter, which, standing side by side, form the enamel of the teeth. **Nicol's p.** A p. made by cutting a crystal of Iceland spar diagonally and cementing the pieces with Canada balsam; used to effect the polarization of light. **sarcous p.** See *sarcous elements*, under *sarcous*. [Gr., *prisma*, from *prizein*, to saw.]

p. r. n. Abbreviation for Lat., *pro re nata*, signifying, as occasion requires.

pro-. Combining form of Lat., *pro*, before, from Gr., *pro*, *pros*, before; signifying before, in front of, for, on behalf of, instead of, in return for, on account of, etc.

proagglutinoid (pro-ag-glu'tin-oid). A substance having a stronger affinity for the agglutigen than an agglutinin and which prevents agglutination in strongly agglutinating serum by preventing the combination of agglutinin with agglutigen. [Gr., *pro*, before, + *agglutinoid*.]

pro'bang. A long flexible sound for passage into the larynx or esophagus.

sponge p. A long whalebone rod with a sponge attached to its end, intended for passing into the esophagus and pushing impacted bodies into the stomach.

probe. A slender rod or wire with a smooth bulbous extremity used for exploring a wound or a sinus or cavity of the body. **Nélaton's p.** See *Nélaton*. [Lat., *proba*, a proof, from *probare*, to try, to test.]

problin (pro-bi'tin). A proprietary pill, containing phenolphthalein and sodium oleate.

procerus (pro-se'rus). See *table of muscles*, under *muscle*.

process (pro'ses). 1. The course of occurrence, development, or modification. 2. See *method*. 3. In anatomy, an outgrowth or projecting part. **acromion p.** See *acromion*. **alveolar p.** The thick curved border of either maxilla that contains the alveoli. **ameboid p.** See *pseudopodium*. **anterior clinoid p.** A small rounded knob on the posterior margin of the inner portion of the ala minor of the sphenoid bone, below and to the inner side of the optic foramen. **apex p., apical p.** The single large p. that usually extends from the apex of the pyramidal cells of the cortex cerebri toward the free surface of the cortex.

articular p'es. The surfaces by means of which adjacent vertebrae articulate with each other. **axis cylinder p., axis p.** The single large unbranched p. arising from a multipolar nerve cell which, after continuing for a short distance and becoming surrounded by a myelinic sheath, is continued as a medullated nerve. **basilar p.** The narrow part of the base of the occipital bone, in front of the foramen magnum, which articulates with the sphenoid bone. **ciliary p'es**. Folds or thickenings of the ciliary body arranged radially around its anterior margin, interdigitating with p'es of the suspensory ligament of the lens. **conoid p.** The tuberosity of the clavicle. **coracoid p.** A thick, strong, hooklike p. which rises from the upper border of the scapula above the glenoid cavity. **coronoid p.** 1. A pointed p. which extends vertically upward from the front portion of the anterior margin of the ramus of the mandible. 2. A sharp-curved p. with its upper concave surface lined with cartilage, which projects forward from the upper extremity of the ulna, and is received into the coronoid fossa of the humerus during flexion. **costiform p'es**. The transverse p'es of the lumbar vertebrae to which no ribs are attached; supposed to be rudimentary ribs. **ethmoidal p.** A small projection on the upper surface of the inferior turbinate bone which articulates with the uncinata p. of the ethmoid bone. **external angular p.** A p. at the inferior outer angle of the orbital arch which articulates with the malar bone. **external auditory p.** An irregular curved p. which forms the circumference of the external auditory meatus (except its upper portion) and to which the cartilage of the ear is attached. **external nasal p. (of the embryo)**. A small plate which forms the outer portion of the nostril. **external orbital p.** See *external angular p.* **falciform p.** 1. A prolongation forward and upward of the great sacrosciatic ligament along the ramus of the ischium to the arched upper margin of which is attached the obturator fascia. 2. The curved outer margin of the saphenous opening. **frontal p.** 1. Of the malar bone, the upward projecting portion, which articulates with the frontal and the sphenoid bones. 2. See *nasal p. of the maxilla*. **hamular p.** A hooklike p. on the lower extremity of the internal pterygoid plate of the sphenoid bone around which the tendon of the tensor palati muscle plays. **inferior vermiform p.** The projection on the lower surface of the cerebellum occupying the fossa between the hemispheres. **internal angular p.** A p. forming the inner end of the orbital arch of the frontal bone. **jugular p.** Syn.: *eminentia jugularis*. A projection on the occipital bone, external to the condyle, which fills in the angle between the mastoid and petrous p'es of the temporal bone. **lacrimal p. of the in-**

ferior turbinated bone. A p. on the attached margin of the inferior turbinated bone which articulates with the lacrimal bone and aids in forming the lacrimal canal. **lenticular p. of the incus.** The extremity of a small tubercle covered with cartilage, on the long p. of the incus, which forms the articulation with the capitulum of the stapes. **long p. of the incus.** A p. which descends almost vertically from the body of the incus and at its end is bent inward to terminate in the lenticular p. **long p. of the malleus.** The long p. of the hammer, which passes from the junction of the handle and neck of the malleus anteriorly into the glaserian fissure. **malar p.** A thick triangular p. of the superior maxilla, above the first molar tooth, which articulates with the malar bone. **mamillary p'es of a lumbar vertebra.** Tubercles which project backward from the upper margins of the superior articular p'es. **mastoid p. (of the temporal bone).** A conical or nipple-shaped p., varying in size and form, situated at the back part of the temporal bone. It contains the mastoid cells and maxillary antrum. **maxillary p.** 1. A folded part of the extended portion of the attached margin of the inferior turbinated bone, behind the lacrimal process. It articulates with the maxilla and forms a portion of the inner wall of the antrum. 2. The broad lower portion of the malar bone which articulates with the superior maxilla. 3. A thin p. of the vertical plate of the palate bone which overlies the opening of the antrum. **middle clinoid p.** An anomalous p. the posterior angle of the tuberculum sellae. **muscular p'es of a vertebra.** The p'es which serve for the attachment of muscles. **muscular p. of the arytenoid cartilage.** The short round angle of the cartilage which projects backward and outward. **nasal p.** 1. The nasal p. of the superior maxilla. 2. The lacrimal p. of the inferior turbinated bone. **nasal p. of the frontal bone.** See *nasal spine*. **nasal p. of the palate bone.** The maxillary p. of the palate bone. **nasal p. of the maxilla.** A slender and tapering p. of the superior maxilla. **odontoid p.** A large, blunt, toothlike p. on the body of the axis, which extends upward to articulate with the atlas. **orbital p.** A somewhat pyramidal p. which ascends from the anterior margin of the vertical plate of the palate bone. **palatal p'es (of the embryo).** Those p'es of the superior maxillary plates which, advancing inward from the two sides, meet and coalesce to form the bony palate. **posterior clinoid p.** The posterior lateral angle of the dorsum sellae. **postglenoid p.** A small p. on the temporal bone just behind the articular cavity of the glenoid fossa. **protoplasmic p'es.** 1. The branching p'es of the nerve cells, in contradistinction to the unbranched axis cylinder p. 2. P'es of protoplasm, especially those thrown out by leukocytes

when subjected to heat. **pterygoid p'es.** P'es of the sphenoid bone which project downward and forward between the body and the alae majores. They divide into the external and internal pterygoid plates. **reticular p.** A peculiar network seen in a cross section of the spinal cord, especially in the cervical region. **short p. of the incus.** A short p. which passes back horizontally from the body of the incus, to be connected ligamentously with the posterior wall of the tympanum. **short p. of the malleus.** A projection of bone at the junction of the handle of the malleus with the neck, which pushes the membrana tympani in front of it and points toward the auditory canal. **sphenoidal p.** A p. which passes upward, inward, and backward from the posterior portion of the vertical plate of the palate bone. **spinous p. of a vertebra.** The p. which projects backward in the middle line from the posterior portion of the arch of a vertebra. **spinous p. of the sphenoid bone.** A sharp p. which projects downward from the lower posterior portion of the great wing of the sphenoid bone. **styloid p.** A long, slender p., especially the styloid p. of the temporal bone. **styloid p. of the fibula.** 1. A blunt conical elevation at the upper posterior portion of the head of the fibula. 2. The pointed extremity of the external malleolus. **styloid p. of the radius.** A stout, pyramidal p. which projects downward from the outer part of the inferior end of the radius. **styloid p. of the temporal bone.** A long, tapering p. of the petrous portion of the temporal bone, in front of the digastric fossa, passing down and outward. **styloid p. of the ulna.** A short cylindrical eminence on the inner and back part of the rounded head of the inferior extremity of the ulna. **superior maxillary p.** In the embryo, a prominence on the side of the face in which are developed the maxilla and the malar bone. **superior vermiform p.** The most anterior of the lobes on the upper surface of the cerebellum. **temporal p.** The posterior angle of the malar bone which articulates with the extremity of the zygoma. **transverse p'es.** Two p'es, one on each side of a vertebra, which project outward from the arch, at the junction of the pedicle with the lamina. **unciform p.** 1. A long thin lamina of bone which descends from the orbital plate of the ethmoid to articulate with the inferior turbinated. 2. A flat hooklike p. on the palmar surface of the unciform bone. **uncinate p.** 1. A long, thin lamina of bone which descends from the orbital plate of the ethmoid to articulate with the inferior turbinated. 2. A flat hooklike p. on the palmar surface of the unciform bone. **ungual p'es.** The outer extremities of the terminal phalanges. **vaginal p.** 1. The lower margin of the tympanic plate of the temporal bone, which descends to surround the front of the base of the styloid p.

2. Of the sphenoid bone, see *processus ad vomerem*. **vermiform processes**. *inferior v. p.* The projection on the lower surface of the cerebellum occupying the fossa between the hemispheres. *superior v. p.* The most anterior of the lobes on the upper surface of the cerebellum. It lies in front of and partly beneath the quadrate lobe, near the median line, posterior to the lingula, and anterior to the monticulus. **vocal p.** (of the arytenoid cartilage). The anterior pointed angle which projects horizontally forward, and to which the true vocal cord is attached. **zygomatic p.** That portion of the zygoma which belongs to the temporal bone. [Lat., *processus*, from *pro*, before, + *cedere*, to go.]
- processus** (pro-cēs'sus). See *process*. **p. abdominalis ossis ilii**. The broad expanded portion of the ilium. **p. ad vomerem ossis sphenoidel**. The portion of the internal pterygoid plate of the ethmoid bone which articulates with the vomer. **p. alares**. The diverging processes into which the anterior portion of the crista galli sometimes divides. **p. alati**. The alae of the sphenoid bone. **p. anonymus**. A p. on the lower surface of the occipital bone above the anterior condylar foramen. **p. cochleariformis**. The spoon-shaped tympanic end of the septum tubae, on the anterior part of the inner wall of the tympanic cavity; the sulcus over which the tendon of the tensor tympani plays. **p. dentalis**. 1. The alveolar process of either maxilla. 2. The malar p. of the superior maxilla. **p. dentatus**. See *odontoid process*, under *process*. **p. e cerebello ad cerebrum**, **p. e cerebello ad corpora gemina**. See *superior cerebellar peduncles*, under *peduncles*. **p. e cerebello ad medullam**. See *inferior cerebellar peduncles*, under *peduncles*. **p. e cerebello ad pontem**. See *middle cerebellar peduncles*, under *peduncles*. **p. e cerebello ad testes**. See *superior cerebellar peduncles*, under *peduncles*. **p. gracilis mallei**. The long process of the malleus. **p. hamatus**. See *uncinate process*, under *process*. **p. medullaris**. A band of fibers that connects the two corpora quadrigemina upon the same side and then extends to the corresponding corpus striatum. **p. membraniformis**. The choroid plexus of the fourth ventricle. **p. musculares**. The muscular processes of the arytenoid cartilages or of a vertebra. **p. spinosi spurii**. The prominences on the posterior surface of the sacrum in the median line which represent the spinous processes of the true vertebrae. **p. spurii durae matris**. The prolongations of the dura which cover the roots of nerves and become continuous with the neurilemma. **p. transversi accessorii vertebrarum lumbalium**. Small tubercles beneath the mamillary processes of the lumbar vertebrae. **p. transversi spurii**. A row of tubercles on the posterior surface of the sacrum, near the margin, which represent the transverse processes of the true vertebrae. **p. trochlearis**. An osseous eminence over which tendons glide. **p. tubarius**. A process on the inner surface of the internal pterygoid plate of the sphenoid bone upon which the extremity of the cartilaginous portion of the eustachian tube rests. **p. vaginalis peritonei**. The peritoneal pouch of the fetus which passes down into the scrotum in advance of the testicle and, after being shut off from the general peritoneum, becomes the tunica vaginalis testis. **p. ventriculi lateralis descendens**. The descending cornu of the lateral ventricle. **p. vermiformis**. Syn.: *cauda cerebelli*. See *vermiform processes*, under *process*. [Lat.]
- prochoresis** (pro-ko-rē'sis). The propulsion of partly digested food through the pylorus into the intestinal tract. [Gr., *prochoresis*, advance.]
- procidencia** (pro-sid-en'she-ah). Prolapse, protrusion; generally used to signify p. uteri; complete prolapse of the uterus. [Lat., *procidere*, to fall down.]
- proctagra** (prok'tag-rah). Pain in and about the anus. [Gr., *proktos*, the anus, + *agra*, seizure.]
- proctalgia** (prok-tal'je-ah). Neuralgia of the anus or the rectum. [Gr., *proktos*, the anus, + *algos*, pain.]
- proctectomy** (prok-tek'to-me). Excision of a portion of the anus. [Gr., *proktos*, the anus, + *ektēmein*, to excise.]
- proctitis** (prok-ti'tis). Inflammation of the anus or the rectum. [Gr., *proktos*, the anus, + *itis*, inflammation.]
- procto-, proct-**. Combining form of Gr. *proktos*, the anus, also rectum.
- proctocoele** (prok'to-sēl). A tumor formed by a prolapse of the rectum into the vagina. **vaginal p.** A vaginal hernia of the rectum. [Gr., *proktos*, the rectum, + *kele*, a tumor.]
- proctoclysis** (prok-tok'lis-is). The injection of large amounts of liquids into the rectum. [Gr., *proktos*, the rectum, + *klysis*, a drenching.]
- proctodeum** (prok-to-de'um). That portion of the anal invagination of the epiblast which is distinct from the primitive hypoblastic part of the hindgut, but subsequently becomes united with it to form the lower portion of the intestine. [Gr., *proktos*, the anus, + *odaios*, on the way.]
- proctologist** (prok-to'l'o-jist). One who practises the treatment of diseases of the rectum. [Gr., *proktos*, anus, + *logos*, treatise.]
- proctoscope** (prok'to-skōp). A tubular speculum, provided with an obturator to facilitate its introduction for examining the sigmoid flexure. [Gr., *proktos*, the rectum, + *skopein*, to examine.]
- proctotomy** (prok-to'to-me). Incision of the anus or rectum. [Gr., *proktos*, the anus, + *temnein*, to cut.]
- procumbent** (pro-kum'bent). Lying on the face; prostrate. [Lat., *procumbens*, leaning forward.]
- prodigiosin** (pro-dij-e-o'sin). The red

pigment produced by the *Bacillus prodigiosus*.

prodroma (pro'dro-mah). Correct form of *prodromata*.

prodromal (pro-dro'mal). Pertaining to a prodrome, premonitory.

prodromata (pro-dro'mat-ah). Premonitory symptoms. Incorrect form of prodromes.

prodrome (pro'drôm). A forerunner or premonitory symptom of a disease. [Gr., *pro*, before, + *dromos*, a running.]

production (pro-duk'shun). The act of producing; also the thing produced.

proencephalia (pro-en-sef-al'e-ah). Exencephalia affecting the frontofacial region. [Gr., *pro*, in front, + *encephalia*.]

proencephalus (pro-en-sef'al-us). Having a cranial fissure in the frontal region. [Gr., *pro*, in front, + *ekkephalos*, brain.]

professional (pro-fesh'on-al). Pertaining to a profession or calling; specifically, to the medical profession; consistent with the etiquette recognized in that profession. **p. neurosis**. A neurosis, caused by the subject's vocation. [Lat., *profiteri*, to profess.]

Profe'ta's law. That the non-syphilitic child of a syphilitic mother is immune against the acquired disease. [*Giuseppe Profeta*, Italian dermatologist, living.]

profundus (pro-fund'us). Deep, deep-seated; as a n. in the f., *profunda*, a deep-seated artery or vein. [Lat., *pro*, before, + *fundus*, bottom.]

proglottis (pro-glot'tis). The fully developed generative segment of a *Taenia*. [Gr., *pro*, before, + *glottis*, the glottis.]

prognathous (prog'na-thus). Having the jaws projecting forward; having the gnathic index above 103°, or the profile angle below 89°, or Camper's facial angle below 80°. [Lat., *prognathus*, from Gr., *pro*, before, + *gnathos*, the jaw.]

prognosis (prog-no'sis). An opinion, expressed in advance, of the probable course, modifications, and termination of a disease. [Gr., *prognosis*, from *prognoskein*, to know beforehand.]

prognostic (prog-nos'tik). Serving for the formation of a prognosis.

prognosticate (prog-nos'ti-kât). To make a prognosis; to declare as a prognosis.

progression (pro-gres'shun). The process of moving in any given direction. **backward p.** Inability to walk except backward. [Lat., *progressio*, from *progredi*, to step forth.]

projection (pro-jek'shun). 1. A process or prominence; any projecting appendage. 2. Any act or process of throwing forward. In the physiology of the senses this term is used to denote the fact that we refer some of the sensations to the point in the body at which the stimulus acts, or to some point outside of the body at which the stimulus originates. The most perfect projection is made with visual sensations; each point on the retina, when stimulated, gives a sensation which is projected to the exterior along the secondary axis, passing through the point stimulated and the nodal point of the

eye. 3. In psycho-analysis the process by which mental conflict is displaced upon an object of the external world, usually in distorted form. **binocular p.** The projection into space of the two somewhat dissimilar images formed by the object upon the two retinas. Each projection gives the conception of solidity. **p. of visual impressions**. The fact that stimulations of the retina are referred to the exterior to the source of the visual stimulus. Each stimulus is projected along the secondary axis from the point stimulated to the nodal point of the eye. **uniocular p.** The faculty of projecting into space the impressions made by objects upon the retina of one eye. [Lat., *projicere*, to throw before.]

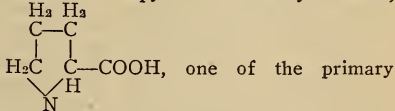
prolapse, prolapsus (pro'laps, pro-laps', pro-lap'sus). A falling down of a part. Often used to signify falling of the womb, a sagging down of the uterus so that the os uteri presents at the orifice of the vagina or a part of the uterus or, it may be, the entire organ is outside the body. In the latter case the condition is spoken of as *procidencia*. See also *procidencia* and *ptosis*. [Lat., *prolapsus*, from *prolabi*, to fall down.]

proliferating (pro-lif'er-a-ting). Undergoing proliferation; of cells, dividing to form daughter cells.

proliferation (pro-lif'er-a'shun). The condition of being proliferous; growth by the multiplication of component elements (see *cell genesis*); in pathology, the continuous growth of cells in abnormal amount or direction. [Lat., *proles*, offspring, + *ferre*, to bear.]

proliferous (pro-lif'er-us). Bearing progeny; exuberant, reproducing.

pro'lin. A. pyrrolidin-carboxylic acid,



hydrolytic decomposition products of the proteins. Soluble in water and alcohol.

prolyl-glycin-anhydrid (pro'lil-gli'sin-an-hi'drid). A compound, containing prolin and glycin combined together, as a ring compound, which has been isolated from the products of the tryptic digestion of gelatin.

prominence (prom'in-enz). 1. An elevation or projection on the surface of a part or organ. 2. A projection or tooth between two incisions in the margin of a part or organ. 3. The state of being prominent or elevated. See *protuberance*.

genital p. An elevation on the ventral wall of the cloaca in the embryo from which the generative organs are developed. **mental p.** A triangular elevation on the inferior maxilla continuous below with the symphysis. [Lat., *prominentia*, from *pro*, before, + *minere*, to jut out.]

prominentia (prom-i-nen'te-ah). See *prominence*. **p. canalis facialis** (or *Fallopii*). A slight elevation in the wall

- of the tympanum, above and behind the fenestra ovalis, marking the course of the aqueduct of Fallopius. **p. spiralis**. An elevation upon the outer wall of the cochlear duct containing a small capillary.
- promontory** (prom'on-to-re). 1. A prominence or protuberance. 2. A slight prominence on the inner wall of the tympanic cavity, below the fenestra ovalis.
- double p., false p.** An unusual prominence of the anterior aspect of the junction of the first and second sacral vertebrae.
- p. of the sacrum, sacrovertebral p.** The projection forward formed by the last lumbar vertebra and the upper part of the sacrum. See also *sacrovertebral angle*, under *angle*. [Lat., *promontorium*, from *pro*, before, + *mons, montis*, a mountain.]
- promycelium** (pro-mi-se'le-um). A short-lived and imperfectly developed mycelium bearing sporidia which germinate and form a true mycelium.
- pronation** (pro-na'shun). The action of placing the limb with the palmar surface downward. [Lat., *pronatio*, from *prone*, to bend forward.]
- pronator** (pro-na'tor). See *table of muscles*, under *muscle*.
- prone**. Lying with the face directed downward; of the forearm, having the lower end of the radius turned around that of the ulna so that, in ordinary postures, the palm looks downward. [Lat., *pronus*, bent downward.]
- pronephron** (pro'nef-ron). The primitive kidney. [Gr., *pro*, before, + *nephros*, kidney.]
- pronograde** (pro'no-gräd). Carrying the body in a horizontal position. [Lat., *pronus*, bent downward, + *gradi*, to walk.]
- pronucleus** (pro-nu'kle-us). A primordial or germinal nucleus. **female p.** A small body, lying at first near the periphery, just beneath the extrusion globules, and representing the portion of the nucleus of the ovum (see *germinal vesicle*, under *vesicle*) which remains after the extrusion of the polar globules. It sinks to or toward the center of the vitellus, where it usually remains, and must fuse with the male p. before segmentation can take place. A system of radiating lines runs out from it into the yolk, forming a starlike figure, the so-called female aster. **male p.** The p. into which the head or some other portion of a spermatozoid is transformed after it has imbedded itself in the vitellus and become enlarged, clear, and spheroidal. It finally unites with the female p., and, like the latter, is surrounded by radiating lines forming the so-called male aster. [Lat., *pro*, before, + *nucleus*, from *nux*, nut.]
- proof marks**. See in *appendix*, page 944.
- propane** (pro'pan). A gaseous hydrocarbon, $\text{CH}_3\text{—CH}_2\text{—CH}_3$, of the paraffin series.
- propenylate** (pro-pen'il-ät). A compound of a metal or ether with propenyl (glyceryl) alcohol.
- propepsin** (pro-pep'sin). See *pepsinogen*.
- propeptone** (pro-pep'tön). An old term for the intermediate stages (proteoses) in the formation of peptones.
- prophetin** (prof'et-in). A bitter glucosid found in elaterium and in cucumis fruits.
- prophylactic** (pro-fil-ak'tik). Preventive of disease or intended to prevent it.
- prophylaxis** (pro-fi-laks'is). Prevention of disease. [Gr., *prophylax*, an advanced guard.]
- propionic** (pro-pe-on'ik). Derived from propyl. **p. acid**. See under *acid*. **p. aldehyd.** Propylic aldehyd, $\text{CH}_3\text{.CH}_2\text{.CHO}$, bearing the same relation to propyl alcohol and propionic acid that ordinary aldehyd bears to ethyl alcohol and acetic acid; a mobile liquid of a peculiar suffocating odor. **p. anhydrid.** The compound $\text{CH}_3\text{CH}_2\text{CO}$.
- propionitril** (pro-pe-on-i'nil). Ethyl cyanid, $\text{CH}_3\text{.CH}_2\text{CN}$.
- propionoxyl** (pro-pe-on-oks'il). See *propionyl*.
- propionyl** (pro-pe'on-il). The univalent acid radicle, $\text{CH}_3\text{.CH}_2\text{CO}$, of propionic acid.
- proplex** (pro'pleks). The choroid plexus of the lateral ventricles.
- propolis** (pro'po-lis). An aromatic, somewhat viscous matter used by bees at the base of the hive as a sort of mortar to stop cracks. It seems to be slightly anodyne and soporific. [Gr., *pro*, before, + *polis*, a city.]
- proprietary** (pro-pri'et-a-re). Of medicinal preparations, constituting the property of an individual or corporation that, by copyrighting the name or otherwise, has, or professes to have, the exclusive right to produce and vend them. See also *patent medicine*, under *medicine*. [Lat., *propriarius*.]
- proprioceptive** (pro'pre-o-sep'tiv). Designation applied to sensory impulses arising in sense-organs or receptors in the deep tissues which are acted upon by internal stimuli; opposed to exteroceptive.
- propulsion** (pro-pul'shun). A tendency to fall forward; specifically, the peculiar gait of paralysis agitans. [Lat., *pro*, before, + *pulsus*, from *pellere*, to drive.]
- propyl** (pro'pil). The univalent radicle, C_3H_7 , of p. alcohol. It occurs in two isomeric forms: normal p., $\text{CH}_3\text{.CH}_2\text{.CH}_2$, and isop', or secondary p., $(\text{CH}_3)_2\text{:CH}$.
- propylamin** (pro-pil-am'in). A primary amin of p., $(\text{C}_3\text{H}_7)\text{NH}_2$. Two isomeric forms are known: one, $\text{CH}_3\text{.CH}_2\text{.CH}_2\text{.NH}_2$, derived from normal propyl and occurring as a liquid boiling at 49°C . and having an ammoniacal odor; the other, CH_3
> CH—NH_2 , derived from isopropyl CH_3 (isopropylamin), a mobile liquid boiling at 32°C . and having the odor of herring brine.
- propylene** (pro'pil-ën). A colorless gas, $\text{CH}_3\text{—CH=CH}_2$, of alliaceous odor.
- propylic** (pro-pil'ik). Of, belonging to, containing, or derived from propyl.
- pro re nata**. As occasion requires. [Lat.]
- proscoplex** (pro-sko'leks). The scolex of a *Taenia* prior to its encysted stage in its

host. [Gr., *pro*, before, + *skolex*, a worm.]

prosector (pro-sek'tor). One who makes dissections for anatomical instruction. [Lat., *pro*, before, + *secare*, to cut.]

prosencephalon (pros-en-sef'al-on). That portion of the embryonic brain which includes the cerebral hemispheres with their lateral ventricles, the corpora striata, the olfactory lobes, the corpus callosum, and the fornix. [Gr., *pros*, before, + *egkephalos*, the brain.]

pro'sogaster. Syn.: *foregut*. The anterior portion of the primitive alimentary canal of the embryo, comprising the rudiments of the pharynx, the esophagus, the stomach, and the duodenum. [Gr., *pros*, before, + *gaster*, stomach.]

prostalgia (pros-tat-al'je-ah). Pain in the prostate. [Prostate, + *algos*, pain.]

prostate. A gland surrounding the first portion of the male urethra. It is made up of a fibrous capsule lined with a layer of unstriated muscular fibers which also divide the organ into a number of compartments containing small vesicles whose ducts empty into the excretory ducts. It is about $1\frac{1}{2}$ in. wide, $\frac{1}{4}$ in. long, and 1. in. deep, and is pierced by the urethra and nearer the anterior than the posterior surface by the common seminal ducts. It resembles a flattened cone with its base resting on the bladder and its apex directed upward, with the posterior surface on the rectum and the anterior just below the symphysis pubis. It is divided into three lobes—two lateral which unite in front of the urethra and are separated behind by a notch in its base, and a middle which lies between the lateral against the neck of the bladder. [Gr., *prostates*, from *pro*, before, + *istanai*, to set.]

prostatectomy (pros-tat-ek'to-me). Removal of a portion of the prostate. [Gr., *prostates*, the prostate, + *ektome*, a cutting out.]

prostatitis (pros-tat-i'tis). Inflammation of the prostate. [Gr., *prostates*, prostate, + *itis*, inflammation.]

prostatorrhoea (pros'ta-tor-re'ah). A catarrhal discharge from the prostate. [Gr., *prostates*, prostate, + *roia*, to flow.]

prosthesis (pros'the-sis). 1. That branch of surgery which deals especially with the supplying of deficiencies by artificial means. 2. An appliance for supplying a part that is lacking. [Gr., *prosthesis*, from *prostithenai*, to put on.]

prosthetic group. Some definite chemical group, which combines with a protein and gives it a certain characteristic property, e. g., the nucleic acids in the p. g. of the nucleoproteids.

prostitution (pros-te-tu'shun). Practice of indiscriminate lewdness for hire. [Lat., *prostitutus*, placed or set forth openly.]

prostration (pros-tra'shun). A condition of extreme weakness. **nervous p.** See *neurasthenia*. [Lat., *prostratio*.]

protagens (pro'tag-ons). Complex substances, present in the nerve and brain cells, which contain phosphoric acid, fatty acids, cholin, and glycerin in com-

ination, also a carbohydrate. They are soluble in warm alcohol and ether. [Gr., *protos*, first, + *agein*, to lead.]

protalbumose (pro-tal'bu-mos). An albumen isolated from the crude mixture of albumoses, which is soluble in water and in salt solutions.

protamins (pro-tam'ins). Proteins found in semen; not sperma. Upon hydrolytic cleavage they yield a large percentage of the hexone bases. They have strong basic properties and contain as high as 25 per cent. of nitrogen.

pro'tan. A proprietary preparation of tannin nucleoproteid, containing 50 per cent. of tannin. Used as an astringent in diarrhea.

protanopia (pro-tan-o'pe-ah). The name proposed by von Kries for a variety of color blindness formerly known as red blindness. The name is intended to convey the belief that one of the three fundamental color perceptions or color-perceiving substances of the retina is lacking. [Gr., *protos*, first, + *anopia*.]

protargol (pro-tar'gol). A protein compound of silver; an antiseptic and anti-blennorrhagic.

protectin (pro-tek'tin). A substance that develops in serum on standing which protects red blood corpuscles against hemolysis. It may be increased by heating to 60° C., be taken up by non-sensitized cells and extracted by various fat solvents such as ether.

protective (pro-tek'tiv). Affording protection against disease or injury; as a n., a waterproof material to be placed in direct contact with a wound in antiseptic treatment. [Lat., *protectere*, to protect.]

proteid. See *protein*.

proteidid (pro'te-id-in). An immunizing bacteriolytic substance, produced within an organism by a bacteriolytic enzyme uniting with an albuminous substance of any kind.

protein (pro'te-in). 1. A substance or principle formerly supposed to be the base of the proteids and an essential constituent of foods. 2. A peculiar body, closely allied to alkali albumin and fibrin, and analogous to if not identical with casein, to which Mulder assigns the formula $C_{15}H_{25}N_4O_{15}$. **circulating p.** See under *separate head*. **p. diet, high;** see in *appendix*, page 913. **p. diet, low;** see in *appendix*, pages 913, 914. [Gr., *protos*, first.]

proteolysis (pro'te-ol'i-sis). Ferment conversion of proteins into peptones. [Protein, + Gr., *lysis*, solution.]

proteolytic. Adj. form of *proteolysis*.

proteose (pro'te-os). An intermediary product between protein and peptone.

Proteosoma (pro'te-o-so'mah). A syn. for *Plasmodium*. **P. grassii**. A microzoön present in the blood of birds, which is believed to take part in causing a condition in them which resembles malarial fever. [Gr., *Proteus*, a many-formed deity, + *soma*, body.]

Proteus (pro'te-us). A genus of the *Schizomycetes*. **P. vulgaris**. See *Bacil-*

- lus proteus*, under *table of bacilli*. [Gr., *Proteus*, a sea god who changed his form at will.]
- prothrombin** (pro-throm'bin). The antecedent or inactive form of thrombin (fibrin ferment) occurring in the circulating blood.
- prothymia** (pro-thim'e-ah). Alertness of mind. [Gr., *pro*, before, + *thymos*, mind.]
- protista** (pro-tis'tah). Lowest forms of animal and plant life according to Haeckel.
- proto-**. Prefix from Gr., *protos*, first.
- protoblast** (pro'to-blast). 1. A mass having the attributes of a cell, but with no investing membrane; also a cell exclusive of the cell wall. 2. Of Villot, the nucleus of the ovum. [Gr., *protos*, first, + *blastos*, sprout.]
- prochlorid** (pro-to-klo'rid). That one of a series of chlorids which contains the smallest relative amount of chlorine. Analogous compounds of bromine, iodine, oxygen, and sulphur are called respectively the protobromid, proto-iodid (or protiodid), protoxid, and protosulphid. This nomenclature is almost obsolete.
- protocol** (pro'to-kol). A detailed account of experiments or operations performed, of the medical history, etc.
- pro'tocompound**. A compound of the kind described under *prochlorid*.
- procurarin** (pro'to-ku-rah'rin). An alkaloid obtained from "pot" or "jar" curare, having an action similar to that of curarin.
- pro'togaster**. Syn.: *foregut*. See *prosgaster*. [Gr., *protos*, first, + *gaster*, belly.]
- proto-iodid** (pro-to-i'o-did). See under *prochlorid*.
- protileukocytes** (pro-to-lu'ko-sits). The minute primary lymph cells (or corpuscles) found in the red marrow of bones and in the spleen. They resemble the smallest lymph corpuscles. [Gr., *protos*, first, + *leukos*, white, + *kytos*, a cell.]
- protonephron** (pro-to-nef'ron). The embryonal excretory organ. [Gr., *protos*, first, + *nephros*, kidney.]
- protoneuron** (pro-to-nu'ron). The first sensory neuron. [Gr., *protos*, first, + *neuron*, nerve.]
- protonitrate** (pro-to-ni'trat). That one of two or more nitrates which contains the smallest amount of the nitric acid radicle.
- protons** (pro'tons). Products formed from the protamins by the action of tyrosin or by mild acid hydrolysis.
- protopathic** (pro-to-path'ik). Idiopathic; primary. **p. sensation**. See *sensation*. [Gr., *protos*, first, + *pathos*, disease.]
- protopin** (pro'to-pin). A base, $C_{20}H_{18}NO_5$, found in opium. It has no therapeutic value.
- protoplasm** (pro'to-plazm). The complex, jellylike, proteid, living substance of animals and plants which, in its undifferentiated stage, is capable of nutrition, growth, movement, and reproduction. The term was introduced independently by Purkinje (1839 to 1840) and von Mohl (1844). [Gr., *protoplasma*, from *protos*, first, + *plasma*, anything molded.]
- protosoma** (pro-to-so'mah). A large, dark, oval spot formed in the middle of the transparent area of the blastoderm by a multiplication of the epiblastic and mesoblastic cells at that point, representing the primitive stage in the development of the embryo. [Gr., *protos*, first, + *soma*, body.]
- protosulphate** (pro-to-sul'fat). Of two or more sulphates, that which contains the smallest amount of the sulphuric acid radicle.
- prototoxid** (pro-to-toks'oid). The toxin derivative having a higher affinity for antitoxin than the toxin itself. [Gr., *protos*, first, + *toxine*.]
- protoxid**. See under *prochlorid*.
- Protozoa** (pro-to-zo'ah). The lowest subdivision or phylum of the animal kingdom, consisting always of a single cell. It includes many species pathogenic to man. [Gr., *protos*, first, + *zoon*, animal.]
- protozoölogy**. The science which treats of the *Protozoa*.
- protuberance** (pro-tu'ber-ans). A knoblike projection. **cerebral p.** A p. formed by the upper of the two flexures of the cerebral extremity of the embryo. **external occipital p.** Syn.: *occipital eminence*. A p. on the outer surface of the tabular portion of the occipital bone, near its center. **frontal p.** The lower p. of the two formed by the flexures of the cerebral extremity of the embryo. **inferior maxillary p's.** Two p's, one on each side, formed by a division of the first pharyngeal arch of the embryo, being the rudiments of the lower jaw. **internal occipital p.** A p. on the inner surface of the tabular portion of the occipital bone. **lateral frontal p's.** Two p's formed one on each side of the frontal p. of the embryo. [Lat., *pro*, before, + *tuberare*, to swell.]
- protyl** (pro'til). An old name for methyl, so called as being the first of the series of univalent hydrocarbons. [Gr., *protos*, first, + *yle*, matter.]
- protylic** (pro-til'ik). Containing or derived from protyl; methylic.
- proximad**. Toward the proximal aspect. [Lat., *proximus*, nearest.]
- proximal** (proks'im-al). Nearer or nearest (to the body); situated nearest a center, axis, or point of attachment. See *distal*. [Lat., *proximus*, nearest.]
- pro'zone**. In constructing a curve indicating the action of an antibody at different dilutions, it sometimes happens that stronger solutions have less effect than more dilute ones. The region of the curve in which this inhibition of the action is brought about by an excess of the active substance is called the "prozone" or "zone of inhibition."
- prunum**. Of the U. S. Ph., the partly dried ripe fruit of *Prunus domestica*. It is used as a laxative.

Pru'nus. A genus of rosaceous trees or shrubs. **infusum pruni virginianae** (or **virginiani**). An infusion of the bark of *P. serotina* [U. S. Ph.]. **P. Amygdalus.** See *Amygdalus communis*, under *amygdalus*. **P. domestica.** Common garden plum. The var. *juliana* is the principal if not the exclusive source of the prunes of the U. S. Ph. The pulp is an ingredient of the confectio sennae. **P. laurocerasus.** Common laurel; a species forming the section *Laurocerasus*, a native of countries bordering on the Black Sea, and cultivated in Europe. All parts of the tree contain hydrocyanic acid. The fresh leaves, the laurocerasi folia of the Br. Ph., contain also an essential oil resembling oil of bitter almonds, which is used in flavoring. **P. serotina.** 1. The black cherry tree of North America. The bark (*p. virginiana* of the U. S. Ph.) has an astringent, aromatic, bitter taste; it contains amygdalin, and when macerated in water emits the odor of hydrocyanic acid. It is tonic and sedative, and is much used in the United States as a pectoral. 2. *P. semperflorens*. **P. virginiana.** The chokecherry; a small tree or shrub growing in the United States, bearing a small astringent fruit. 3. Of the U. S. Ph. (Br. Ph., *pruni virginianae cortex*), the bark of *P. serotina* (1st def.). **syrupus pruni virginianae** [U. S. Ph., Br. Ph.]. A syrup made from the bark of *P. serotina* (1st def.). **tinctura pruni virginianae** [Br. Ph.]. A tincture of the bark of *P. serotina* (1st def.). [Gr., *prounne*.]

prurigo (pru-ri'go). A disease characterized by a persistent abundant eruption of recurring pale inflammatory papules, which itch intensely and result accordingly in an exaggerated condition of scratched skin. [Lat., *prurire*, to itch.]

pruritus (pru-ri'tus). The sensation of itching. [Lat., *prurire*, to itch.]

Prussak's fibers. Two short fibers from the malleus to the notch of Rivinus.

prussian blue. Ferriferrocyanid, $\text{Fe}[\text{FeCy}_6]_3$. A blue pigment, insoluble in water; used in the identification of urea and nitrogens in chemical compounds.

prussiate (prus'se-ät). See *cyanid*.

prus'sic. Pertaining to prussian blue.

p. acid. See *hydrocyanic acid*, under *acid*.

psalterium (sal-te're-um). See *omasum*. [Gr., *psalterion*, harp., from *psan*, to touch, to rub.]

psammo- (sam'mo). Prefix from Gr., *psammos*, sand.

psammocarcinoma (sam'o-kar-sin-o'mah). See *carcinoma psammosum*, under *carcinoma*. [Gr., *psammos*, sand, + *carcinoma*.]

psammoma (sam-mo'mah). A variety of small endotheliomatous tumor found in the cerebral meninges, containing granular calcareous concretions. [Gr., *psammos*, sand, + *oma*, tumor.]

psammous (sam'mus). Sandy. [Gr., *psammos*, sand.]

pseudacousma (su-dak-ooz'mah). A variety of autophony in which the pitch and timbre of the voice are heard falsely in one or both of the speaker's own ears. [Gr., *pseudes*, false, + *akousma*, a thing heard.]

pseudangioidosis (su-dan-je-o'sis). The formation of blood vessels in adventitious tissue. [Gr., *pseudes*, false, + *aggeion*, vessel.]

pseudangium (su-dan'je-um). An adventitious vessel. [Gr., *pseudes*, false, + *aggeion*, vessel.]

pseudang'sten. See *brucia*.

pseudargomorphosis (su'dar-go-mor-f'o-sis). The formation of false membrane. [Gr., *pseudes*, false, + *argos*, white, + *morphe*, form.]

pseudelmint (su-del'minth). A structure resembling an endoparasitic worm. [Gr., *pseudes*, false, + *elmis*, worm.]

pseudencephalia (su-den-sef-al'e-ah).

That malformation of the head in which a vascular tumor replaces the brain. [Gr., *pseudes*, false, + *egkephalos*, the brain.]

pseudesthesia (su-des-the'ze-ah). Sensation or perception without a corresponding impression or object. [Gr., *pseudes*, false, + *aisthesis*, feeling.]

pseudinogenesis (su-din-o-jen'es-is). An abnormal formation of fibers in the tissues. [Gr., *pseudes*, false, + *is*, a fiber, + *genesis*, generation.]

pseudo- (su'do). Combining form of Gr., *pseudes*, lying, false; used as a prefix to signify a close relationship rather than actual spuriousness. It is frequently contracted to *pseud-*.

pseudo-aconin (su'do-ak-on-in). An amorphous decomposition product of pseudo-aconitin, $\text{C}_{27}\text{H}_{41}\text{NO}_8$.

pseudo-aconitin (su'do-ak-on-it-in). Also called nepalin, or nepaul, or British aconitin ($\text{C}_{26}\text{H}_{40}\text{NO}_{12}$). A yellowish, amorphous powder, obtained from *Aconitum ferox*. It acts qualitatively like aconitin, but is even more poisonous.

pseudo-angina (su'do-an'jin-ah). Cardiac pain resembling that of true angina pectoris, but without the sense of impending death. [Gr., *pseudes*, false, + *angina*.]

pseudo-angioma (su'do-an-je-o'mah). A temporary angioma occasionally formed during the reparative process in an amputation stump. **urethral p.** Of Savage, a urethral caruncle. [Gr., *pseudes*, false, + *aggeion*, a vessel, + *oma*, tumor.]

pseudocarcinoma (su'do-kar-se-no'mah). A benign tumor resembling carcinoma. [Gr., *pseudes*, false, + *carcinoma*.]

pseudocephalocele (su-do-sef'al-o-sel). An apparent cephalocele that is a traumatic hematoma. [Gr., *pseudes*, false, + *kephale*, head, + *kele*, cyst.]

pseudoceratogenesis (su'do-ser'at-o-jen'es-is). The formation of adventitious horny tissue. [Gr., *pseudes*, false, + *keras*, a horn, + *genesis*, generation.]

pseudocholera (su'do-kol'er-ah). Having symptoms similar to cholera.

pseudocodein (su-do-ko'de-in). The com-

- pound, $C_{18}H_{21}NO_3$, obtained as a by-product in the preparation of apocodein. Said to act medicinally like codein, but with less energy.
- pseudocolloid** (su-do-kol'oyd). A mucoid material which is sometimes present in ovarian cysts.
- pseudocurarin** (su-do-ku-rah'rin). A substance found in *Nerium oleander*; apparently impure oleandrin.
- pseudocyc'esis**. See *spurious pregnancy*, under *pregnancy*.
- pseudocylindroid** (su''do-sil-in'droyd). A fragment of mucin in the shape of a band and resembling a cylindroid which is sometimes seen in the urine. [Gr., *pseudes*, false, + *cylindroid*.]
- pseudodiphtheria** (su''do-dif-the're-ah). A fibrinous pharyngeal and tonsillar exudation caused by bacteria other than the diphtheria bacillus. **p'diphtheria bacillus**. See under *Bacillus*. [Gr., *pseudes*, false, + *diphtheria*.]
- pseudo-ephedrin** (su-do-ef'ed-rin). An alkaloid having a weakly atropinlike action, obtained from *Ephedra vulgaris*.
- pseudogonococcus** (su''do-gon-o-kok'us). A name given to certain organisms resembling the gonococcus in appearance. [Gr., *pseudes*, false, + *gonococcus*.]
- pseudohermaphroditism** (su''do-her-ma'f'rod-it-ism). A congenital imperfection of the external genitalia and of the body form in which the person exhibits the appearance of the other sex, but there is not a set of ovaries or of testes in the same individual as there is in true hermaphroditism. **p. femininus**. A female with a large clitoris resembling the penis and with the labia majora hypertrophied so as to resemble the scrotum, the person thus resembling a male. **p. masculinus**. A male with a small penis and perineal hypospadias, and a scrotum without testes, the condition resembling the vulva. [Gr., *pseudes*, false, + *hermaphroditism*.]
- pseudohyoscyamin** (su-do-hi-os-i'am-in). An alkaloid, $C_{17}H_{23}NO_3$, found in *Duboisia myoporoides*, having a feeble atropinlike action.
- pseudohypertrophy** (su''do-hi-per'trof-e). A degenerative increase in the size of a part. [Gr., *pseudes*, false, + *hypertrophy*.]
- pseudojervin** (su-do-jer'vin). An alkaloid, $C_{20}H_{25}NO_7$, found in certain species of *Veratrum* and *Sabadilla*.
- pseudoleukemia** (su''do-lu-ke'me-ah). A disease characterized by enlargement of groups of glands, or of the entire glandular system, but without the leukemic picture. See *Hodgkin's disease*. [Gr., *pseudes*, false, + *leukos*, white, + *aima*, blood.]
- pseudoleukocythemia** (su''do-lu-ko-si-the'me-ah). See *lymphadenoma*.
- pseudoligament** (su''do-lig'am-ent). Inflammatory bands of adhesion. [Gr., *pseudes*, false, + Lat., *ligamentum*, ligament.]
- pseudomembrane** (su''do-mem'brän). See *croupous* and *fibrinopurulent membrane*, under *membrane*. [Gr., *pseudes*, false, + *membrane*.]
- Pseudomonas** (su-dom'o-nas). A genus of the family *Bacteriaceae*, consisting of straight, motile rods with monotrichous or amphitrichous flagella. **P. aëru-ginosa**. The bacillus of green pus. [Gr., *pseudes*, false, + *monas*, monad.]
- pseudomorphin** (su-do-mor'fin). See *oxydimorphin*.
- pseudomorphosis** (su''do-mor-fo'sis). An abnormal structure or formation; a generic term for tumors, deformities, and malformations. [Gr., *pseudes*, false, + *morphe*, form.]
- pseudomucin** (su''do-mu'sin). A mucoid material found in ovarian cysts. The prosthetic group of this protein is glucosamin.
- pseudomyxoma** (su-do-miks-o'ma). A tumor containing colloid material that has escaped from a ruptured mucous cyst.
- p. peritonei**. A plastic peritonitis produced by the contact of the gelatinous material from a ruptured ovarian cyst. [Gr., *pseudes*, false, + *myxoma*.]
- pseudonarcissin** (su-do-nar-sis'in). An alkaloid isolated from the bulb of *Narcissus pseudonarcissus*.
- pseudonucleins** (su-do-nu'kle-ins). Syn.: *paranucleins*. Insoluble substances, formed in the peptic digestion of certain nucleo-albumins or phosphogluco-proteids.
- pseudoparasite** (su-do-par'is-it). A facultative parasite. [Gr., *pseudes*, false, + *parasite*.]
- pseudopelletierin** (su''do-pel-le-ti'er-in). **Pseudopunicin**. An alkaloid, $C_6H_{15}NO + 2H_2O$, obtained from the root bark of *Punica granatum*. It is not a teniafuge.
- pseudoplasm** (su''do-plazm). See *neoplasm*.
- pseudopodium** (su-do-po'de-um). Syn.: *ameboid process*. One of the contractile projections of protoplasm from the surface of an ameboid cell. [Gr., *pseudes*, false, + *pous*, *pod*-, the foot.]
- pseudopus** (su-do-pus'). A liquid having the appearance, but not the composition, of pus. [Gr., *pseudes*, false, + *pus*.]
- pseudoreaction** (su''do-re-ak'shun). A slight clumping reaction, present naturally in a heavy culture of the typhoid bacillus, which may be mistaken for the true agglutination reaction. [Gr., *pseudes*, false, + *reaction*.]
- pseudosclerosis** (su''do-skle-ro'sis). A general neurosis simulating multiple degeneration of the brain and spinal cord. [Gr., *pseudes*, false, + *sklerosis*, hardening.]
- pseudoscope** (su''do-sköp). An instrument, consisting of two rectangular prisms placed with their hypotenuses inward or outward in front of the eyes, which causes projecting surfaces to be seen depressed, and *vice versa*, that is to say, causes an inversion of the projection. [Gr., *pseudes*, false, + *skopein*, to observe.]
- pseudostrophanthin** (su-do-stro-fan'thin). A name applied by Feist to the strophanthin.

- thin obtained from *Strophanthus kombé*, which Arnaud had named methylouabain and which is now called strophanthin, (C₂₁H₄₈O₁₂).
- pseudoxanthin** (su-do-zan'thin). The compound, C₄H₈N₂O, found in muscle extract.
- psilosis** (si-lo'sis). Falling out of the hair. [Gr., *psilosis*, a stripping.]
- psilothron** (sil-o'thron). A depilatory. [Gr.]
- psaos** (so'as). A muscle in the region of the loins. See *table of muscles*, under *muscle*. [Gr., *psao*, loin.]
- psoriasis** (so-rí'as-is). A common chronic inflammatory disease characterized by the occurrence of sharply circumscribed roundish patches of all sizes up to several inches in diameter which have an infiltrated base and are covered with whitish abundant scales. The varieties, according to the shape of the lesions, are: **p. carcinata** (or **annulata**), **p. guttata**, **p. gyrata**, **p. nummularis**, **p. punctata**. The disease usually begins on the extensor surfaces, just below the knees or the elbows, as small reddish papules, slightly elevated and infiltrated and capped with whitish adherent scales. [Gr., *psoriasis*, from *psora*, the itch.]
- porosperm** (so'ros-perm). A name given to myxosporidia found in Teleostean fish. [Gr., *psora*, scabies, + *sperma*, a seed.]
- porospermia** (so-ro-sper'me-ah). The spore of a porosperm. Rainey's corpuscle.
- porospermial**, **porospermic** (so-ro-sper'me-al, so-ro-sper'mik). Of the nature of a porosperm.
- psychalgia** (si-kal'je-ah). Melancholia; so called because supposed to be a mental pain. [Gr., *psyche*, the soul, + *algos*, pain.]
- psychasthenia** (si-kas-the'ne-ah). Weakness of will and of mind. A term utilized by Janet to describe a psychoneurosis in which fears and obsessions are prominent symptoms. [Gr., *psyche*, the soul, + *astheneia*, weakness.]
- psychasthenic** (si-kas-then'ik). Pertaining to psychical asthenia.
- psychentonia** (si-ken-to'ne-ah). Mental overexertion. [Gr., *psyche*, the soul, + *entonia*, tension.]
- psychiatrist** (sik-i'at-ríst). See *alienist*. [Gr., *psyche*, the soul, + *iatros*, a physician.]
- psychiatry** (si-ke'at-re). The pathology, treatment, etc., of mental diseases. [Gr., *psyche*, the soul, + *iatreia*, healing.]
- psychic**, **psychical** (si'kik, si'kik-al). Pertaining to the mind. [Gr., *psychikos*.]
- psycho-analysis** (si''ko-an-al'is-is). A detailed analysis of mental mechanisms, chiefly of the unconscious. [Gr., *psyche*, soul, mind, + *analysis*.]
- psycho-analyst** (si''ko-an-al-íst). One who practices psycho-analysis.
- psychogenetic** (si''ko-ge-net'ic). Of psychic or purely mental origin, as contrasted with somatogenetic, or of bodily origin. [Gr., *psyche*, mind, + *genesis*, origin.]
- psychology** (si-kol'o-je). The science of mental functioning. [Gr., *psyche*, the soul, + *logos*, understanding.]
- psychometry** (si-kom'et-re). The measurement of the sense relations of mental phenomena. Gr., *psyche*, the soul, + *metron*, a measure.]
- psychoneurosis** (si''ko-nu-ro'sis). Nervous disease or disturbance of purely mental origin; chiefly hysterias and compulsive states. (Gr., *psyche*, mind, + *neuron*, nerve.)
- psychopathia** (si-ko-path'yah). See *psychopathy*. **p. sexualis**. Morbid sexual perversion.
- psychopathy** (si-kop'ath-e). A purely psychical disorder. [Gr., *psyche*, the soul, + *pathos*, disease.]
- psy''chophysical law**. See under *law*.
- psychophysics** (si-ko-fiz'iks). The science of the relations of physical nerve stimuli to the psychical sensations they produce. [Gr., *psyche*, the soul, + *physikos*, physical.]
- psychosensory** (si-ko-sen'so-re). Sensory perception as conscious.
- psychosis** (si-ko'sis). Any mental disease. **polyneuritic p.** Korsakoff's disease. **Korsakoff's p.** Polyneuritis with impairment of memory and a tendency to unfounded reminiscences. [Gr., *psyche*, the soul.]
- psychotherapeutics** (si''ko-ther-a-pu'tiks). Treatment of disease by such agencies as suggestion and hypnotism. [Gr., *psyche*, soul, + *therapeia*, treatment.]
- psychrometer** (si-krom'et-er). An instrument for measuring tension of aqueous vapor in the atmosphere. [Gr., *psychros*, cold, + *metron*, a measure.]
- psychrophilic** (si-kro-fil'ik). Preferring cold, as with bacteria that grow best at from 15° to 20° C. [Gr., *psychros*, cold, + *philein*, to love.]
- psychrophobia** (si-kro-fo'be-ah). Morbid dread of cold, especially of cold water. [Gr., *psychros*, cold, + *phobos*, fear.]
- Pt.** Chemical symbol for the element *platinum*.
- Ptelea** (te'le-ah). 1. Of the ancients, the elm. 2. Shrub trefoil. **P. trifoliata**. Hop-tree; a species growing in Canada and the United States. The root bark is used as a tonic. [Gr., *ptelea*.]
- pterion** (te're-on). The region, near the anterior part of the temporal fossa, where the great wing of the sphenoid, temporal, parietal, and frontal bones meet. [Gr., *pteron*, a wing, a feather.]
- Pterocarpus** (ter-o-kar'pus). A genus of plants. **pterocarpi lignum**. See *Santalum rubrum*. **P. marsupium**. East Indian kino tree. It furnishes the best medicinal kino [Br. Ph.]. **P. santalinus**. Red sandal (or saunders) wood; a species closely related to *P. marsupium*, indigenous to southern India and the Philippines. It yields a sort of dragon's blood, and the astringent red sandal wood. [Gr., *pteron*, a wing, + *karpos*, fruit.]

pterygium (te-rij'e-um). 1. One of the alae nasi. 2. A triangular patch of thickened conjunctiva the apex of which encroaches on the cornea; generally occupying the palpebral fissure and most frequently growing from the nasal side into the cornea, between the epithelium and the substantia propria. **p. carnosum**. A thick, vascular, musclelike p. (2d def.); developed from a p. tenue by inflammation, or forming the initial stage of a p. tenue. **p. of the neck**. A congenital malformation of the skin of the neck consisting of a prominent winglike fold that may extend from the mastoid process to the acromion. **p. tenue**. A thin grayish p. (2d def.). **p. unguis**. A prolongation of the epidermis over the nail, covering the lunula. [Gr., *pterygion*, dim. of *pteryx*, a wing.]

pterygoid (ter'ig-oyd). Pertaining to or resembling a wing; as a n., the p. bone, also the internal p. plate. [Gr., *pterygoides*, from *pteryx*, a wing, + *eidōs*, resemblance.]

pterygoides (ter-i-goid'e-us). See *table of muscles*, under *muscle*.

pterygopharyngeus (ter''i-go-fa-rin-je'-us). See *table of muscles*, under *muscle*.

ptisan (tiz'an). An infusion or decoction designed as a medicinal beverage. [Gr., *ptisane*.]

ptomain (to'ma-in). An organic chemical compound basic in character, formed by the action of bacteria on nitrogenous matter and resembling the vegetable alkaloids. They all contain nitrogen and some contain oxygen, the former corresponding to the fixed alkaloids and the latter to the volatile alkaloids. Some p's are poisonous; others are physiologically inert. They include such non-poisonous substances as methylamin, CH_3NH_2 , and many poisonous materials, such as neurin, $\text{C}_5\text{H}_{13}\text{NO}$. [Gr., *ptomā*, a corpse.]

ptomatin (tom'at-in). A more correct form of *ptomain*.

ptosis (to'sis). A falling, a prolapse; commonly used in the sense of blepharoptosis. **p. iridis**. See *hernia iridis*, under *hernia*. **p. oculi**. See *exophthalmia*. **p. palpebrae**, **p. palpebrarum**. See *blepharoptosis*. [Gr., *ptōsis*, fall.]

ptyalin (ti'al-in). Syn.: *animal diastase*, *salivary ferment*. A soluble amylolytic ferment in saliva. It converts starch to sugar (maltose) by a process of hydrolysis. German writers apply the name to the amylolytic ferment of the pancreatic juice, which is similar in action, but much more powerful. [Gr., *ptyalon*, saliva.]

ptyalism (ti'al-ism). See *salivation*.

ptyalocoele (ti-al'o-sēl). A cyst due to obstruction or rupture of a salivary duct. [Gr., *ptyalon*, saliva, + *kele*, tumor.]

puberty (pu'ber-te). 1. The sum of the changes in the generative organs and in the general system which accompany the assumption of functional activity by the former. 2. The age at which those changes take place. [Lat., *pubertas*.]

pubes (pu'bēs). 1. The hair about the genitals in the adult. 2. The hairy re-

gion of the hypogastrium overlying the os pubis. 3. See *os pubis*, under *os*. [Lat., *pubes*, down, hair.]

pu'bic. Pertaining to the pubes or to the os pubis.

pubio-, pubo-. Combining form of Lat., *pubes*, *pubis*, the pubic hair.

pubiotomy (pu-be-ot'o-me). The operation of sawing through the pubic bone on either side of the symphysis, to facilitate delivery in cases of contracted pelvis. [Lat., *pubes*, the pubes, + Gr., *temnein*, to cut.]

pubendum (pu-den'dum). Used most frequently in the pl., *pubenda*. The external genitals (especially those of a woman, including the vulva and the mons Veneris). **p. muliebre**. The p. of a woman. [Lat., *pubere*, to be ashamed.]

puericulture (pu'er-e-kul'tūr). Systematic cultivation of the physical development and vigor of children, especially (before their birth) by measures addressed to the mother. [Lat., *puer*, a child, + *cultivare*, to cultivate.]

puerpera (pu-er'pe-rah). A woman who is or has recently been in labor. [Lat., fem. of *puerperus*, parturient, from *puer*, a child, + *parere*, to bring forth.]

puerperal (pu-er'pe-ral). Pertaining to or caused by childbirth; of a woman, in the lying-in state. [Lat., *puerperalis*.]

puerperium (pu-er-pe're-um). The condition or period of lying-in. [Lat., *puerperus*, parturient.]

puff-ball. See *Lycoperdon*.

Pulegium (pu-le'je-um). 1. Pennyroyal. 2. A section of the genus *Meniha*. [Lat., *pulex*, a flea, + *agere*, to drive.]

Pu'lex. A genus of insects belonging to the class *Hexapoda* and the family *Pulicidae*, including the true fleas. **P. brasiliensis**. See *P. cheopis*. **P. cheopis**. Syn. for *Xenopsylla cheopis*. The rat flea of the tropics; it is the chief transmitter of bubonic plague from rats to men. **P. hominis**. See *P. irritans*. **P. irritans**. The common flea parasitic on man, but also infesting dogs, cats, rats, and other animals. **P. penetrans**. Syn. for *Dermatophilus p.* The chigoe, jigger, sand flea; a minute insect resembling in its general anatomy the common flea, but much smaller, found in various regions of Central and South America, in the West Indies, and in parts of the southern United States. The impregnated female, which is of about half the size of the male, burrows under the skin of the feet, especially about the toe nails, and there lays its eggs. Irritation with more or less inflammation supervenes unless the parasite is removed, and sometimes ulceration, gangrene, loss of the toes, or tetanus may result. **P. philippinensis**. See *P. cheopis*. **P. vulgaris**. See *P. irritans*. [Lat., *pulex*, flea.]

pul'mo-. Combining form of Lat., *pulmo*, *pulmonis*, lung.

pulmometer (pul-mom'et-er). A measure for air capacity of the lung. [Lat., *pulmo*, lung, + Gr., *metron*, measure.]

pul'monary. Pertaining to the lungs.

pul'motor. An instrument for inducing artificial respiration; oxygen under pressure is forced into the lungs, and when they are distended, sucks out the air. This is continued until natural respiration is restored. [*Pulmo*, lung, + *motus*, to move.]

pulp. Any soft, usually juicy, slight cohesive mass, of either animal or vegetable nature. **dental p.** See *p. of tooth*. **fruit p.** The *p.* in which the seeds of certain fruit are embedded. **p. canal.** That portion of the *p.* cavity traversing the root of a tooth from the apical foramen to the bottom of the pulp cavity. **p. of tooth.** The nucleated cells of the primary basis of the tooth contained in the hollow of the tooth or the pulp cavity. **splenic p.** The soft substance of the spleen. [Lat., *pulpa*.]

pulpitis (pul-pi'tis). Inflammation of the dental pulp.

pul'ke. A beverage made in Mexico from the juice of agave.

pul'satile. Attended with pulsations or throbs. [Lat., *pulsare*, to beat.]

Pulsatilla (pul-sat-il'lah). 1. A section of the genus *Anemone*, also *Anemone p.* 2. The flowering herb of *Anemone p.*, of *Anemone pratensis*, or of *Anemone patens* [U. S. Ph., 1890]. [Lat., *pulsare*, to beat.]

pulsation (pul-sa'shun). 1. A beating or throbbing. 2. A pulse beat.

pulse. A beat or throb; the movement of an artery or other vessel, especially the perceptible impulse communicated to the contained column of blood by each beat of the heart. **abdominal p.** A *p.* observed in emaciated persons over the line of the abdominal aorta. **abrupt p.** A quick *p.* **anacrotic p.** A *p.* showing a secondary wave on the ascending limb of the main wave. **arachnoid p.** An old term for a small and tremulous *p.* **ardent p.** A *p.* which seems to strike the finger at a single point. **capillary p.** A condition of alternating redness and pallor of a tissue sometimes observed (most readily in the matrices beneath the nails), attributed to a pulsatile flow of blood through the capillaries instead of the usual steady current; occurring chiefly where an excessive cardiac impulse coincides with general arterial narrowing. **caprizant p.** A peculiar irregularity of the *p.* in which a weak pulsation is succeeded by a strong one. **catacrotic p.** A *p.* that shows one or more secondary waves on the descending limb of the main wave. **collapsing p.** A *p.* that strikes the finger feebly and abruptly and subsides suddenly and completely. **complex p.** A *p.* continuously alternating from hard and rapid to soft and slow. **compressible p.** See *soft p.* **Corrigan's p.** Syn.: *locomotive water hammer p.* See under *Corrigan*. **critical p.** See *incident p.* **dicrotal p.**, **dicrotic p.**, **dicrotous p.** A *p.* in which the finger feels two distinct blows, one lighter than the other, for each cardiac systole. It occurs when the heart pulsations are strong and the arterial

tension is diminished; it is due to the emphasizing, under these conditions, of the dicrotic wave. **dropped-beat p.** See *intermittent p.* **clastic p.** A full *p.* that presents an elastic feeling to the finger. **entopical p.** A pulsation sometimes observed normally in the arteries of the retina while the heart is beating rapidly after bodily exercise. **epigastric p.** See *abdominal p.* **febrile p.** A *p.* indicative of fever. When the fever comes on it is usually full and bounding, becoming weak and feeble when the fever subsides or when prostration ensues. **filiform p.** See *thready p.* **formicant p.** Of the pulse, small, weak, and frequent, producing a tingling sensation under the finger. **full p.** A *p.* in which the artery has a distended, tense feeling; observed in sthenic inflammation. **gaseous p.**, **hemorrhagic p.** The full, soft, and readily compressible *p.* of a distended artery which has lost its tone. **hard p.** A *p.* in which, owing to changes in the arterial wall or to vascular distention, a sensation of hardness is imparted to the finger. **hepatic p.** An expansion sometimes observed in the veins of the liver at each ventricular contraction, due to an impulse propagated from the heart back along the vena cava inferior. **incident p.** A *p.* in which the second beat is weaker than the first, and the third than the fourth, a stroke then following which is as strong as the first. **infrequent p.** As frequently used, a slow *p.*; properly, a *p.* due not to lengthened but to less frequent systolic contractions. **intermittent p.** One in which the rhythm is broken by the absence of one or more beats. **irregular p.** A *p.* in which the beats are unequal in frequency and in force, or in which the force is the same but the rate varies. **jerking p.** The *p.* of aortic regurgitation; so called because from a state of emptiness the artery is suddenly filled with blood. **jugular p.** See *venous p.* **locomotive p.** See *water hammer p.* **long p.** A *p.* in which the duration of the systolic wave is comparatively long. **monocrotous p.** A form of *p.* which indicates a grave condition of the circulation and impending death. The sphygmographic tracing shows a simple ascending and descending line, without interruptions. **myurous p.** A *p.* in which the beats gradually become weaker and of diminishing amplitude. **p. curve.** A graphic representation of the variations of the *p.* on a chart. **p. pressure.** The difference in pressure in the arteries caused by the heartbeat, or the difference between the systolic and the diastolic pressure in the arteries. **p. trace**, **p. tracing.** See *p. curve*. **quick p.** A *p.* that strikes the finger rapidly. **renal p.** The hard and full *p.* observed in cases of coma from kidney disease. **respiratory p.** The alternate dilatation and contraction of the great veins of the neck occurring simultaneously with the acts

of expiration and inspiration. **retrosternal p.** A venous p. detected by depressing the integument covering the suprasternal notch. **senile p.** The p. which is peculiar to old age. Its peculiarities are largely due to inelasticity of the arteries. The sphygmographic tracing shows a high position of the secondary waves in the line of descent and great size of the first secondary wave as compared with the second. **short p.** A p. in which the duration of the systolic wave is comparatively short. **shuttle p.** Of C. H. Hughes, a p. in which the wave passes under the finger as if it were floating something solid as well as fluid; observed in rheumatic endocarditis or endarteritis. **slow p.** In a physiological sense, a p. corresponding to a lengthened systolic contraction of the heart succeeded by a long diastole. **small p.** A p. giving the sensation that the artery is small. **soft p.** A p. that may readily be stopped by digital compression. **splashing p.** See *jerking p.* **steel hammer p.** An abrupt, energetic p. like the rebound of a smith's hammer from the anvil; observed in the arteries near a joint affected with rheumatism. **subungual capillary p.** A p. observed beneath the nail by slightly raising its tips. **supradicrotic p.** Of Wolff, a dicrotic p. in which the reduplicated beat closely resembles the cardiac beat. **tense p.** A p. in which, in consequence of vascular tension, the vessel is hard and tense, like a cord. **thready p.** A slight and scarcely appreciable p. observed during syncope. **throbbing p.** See *collapsing p.* **tremulous p.** A p. in which a series of oscillations is detected with each beat. **tricrotic p.** 1. The normal p. curve, so called because it consists of three distinct waves. 2. A p. in which the three waves normally present are abnormally distinct. **undulating p.** A p. that communicates to the finger the sensation of successive waves. **unequal p.** A p. which varies in strength, some throbs being strong and others weak. **vaginal p.** The perceptible arterial p. sometimes to be felt in the vagina as the result of heightened vascular development in the pelvis in consequence of pregnancy or of inflammatory disease. **venous p.** A pulsation noticed in the jugular vein and due to waves of pressure transmitted backward from the contracting heart. It shows usually three crests, known as the A, C, and V. waves. **vermicular p.** A small frequent p. that communicates to the finger the sensation of a wormlike motion. **vibrating p.** See *jerking p.* **water hammer p.** Syn.: *Corrigan's p.*, *locomotive p.* A jerking, visible, collapsing, tortuous, and yet regular and rapid p., characteristic of aortic incompetence with hypertrophy of the left ventricle or of aneurism of the ascending or transverse portion of the arch of the aorta, and of disease of the aorta when that vessel has become rigid and dilated. **wiry p.** A tense p. which feels like a firm

cord or wire beneath the finger. [Lat., *pulsus*.]

pulsimeter (pul-sim'et-er). Any apparatus used to record the force of the pulse beat. [Lat., *pulsus*, the pulse, + Gr., *metron*, a measure.]

pul'sus. See *pulse*. **p. aequalis.** A pulse in which the beats are equal. **p. alternans.** A pulse having a regular rhythm, in which stronger and weaker beats alternate. **p. bigeminus.** Of Traube, an irregular p. with a slight pause after every two pulsations. **p. celer.** See *quick pulse*. **p. cerebralis.** A slow pulse sometimes observed in apoplexy. **p. irregularis perpetuus.** An absolutely irregular pulse both in force of beat and rhythm. **p. myurus.** A pulse marked by a wave, the apex of which is reached suddenly, and which then subsides very gradually. **p. myurus deficiens.** A p. myurus in which the waves diminish so that they are scarcely appreciable. **p. paradoxicus, p. paradoxus.** A phenomenon observed under certain rare pathological conditions (e. g., in that form of pericarditis in which the aorta is compressed by adhesions) in which the pulse disappears during each full inspiration and reappears during expiration. **p. quadrigeminus.** A pulse with an appreciable pause after every four beats. **p. quinquegeminus.** A pulse with an appreciable pause after every five beats. **p. rarus.** See *infrequent pulse*. **p. serratus.** A strong, hard, full pulse. **p. tardus.** See *slow pulse*. **p. trigeminus.** An irregular p. in which every third beat is followed by a pause.

pultaceous (pul-ta'shus). Macerated, pulpy. [Lat., *pultaceus*.]

pulverization (pul-ver-iz-a'shun). The process of reducing a substance to powder. [Lat., *pulverizare*, to reduce to dust.]

pulvinar (pul-vi'nar). Lit., a cushion or pillow; the posterior eminence, or tubercle, of the optic thalamus.

pulvinate (pul'vin-ät). A term used in descriptive bacteriology, meaning in the form of a cushion, decidedly convex. [Lat., *pulvinar*, a cushion.]

pul'vis. A powder. **p. antimonialis.** James' powder; a mixture of antimony oxid with calcium phosphate [U. S. Ph., Br. Ph., 1890]. **p. aromaticus.** Syn.: *p. cinnamomi compositus* [Br. Ph.]. A mixture of cinnamon and ginger with nutmeg and crushed cardamom seeds [U. S. Ph.]; or ginger with cinnamon and cardamom seeds [Br. Ph.]. **p. effervescens compositus.** Seidlitz powder; a preparation consisting of two powders to be dissolved separately and the two solutions mixed at the time of use, one containing tartaric acid, put up in white paper, the other containing sodium bicarbonate and potassium and sodium tartrate [U. S. Ph.], put up in colored paper (usually blue). **p. ipecacuanhae et opii.** Powder of ipecac and opium, Dover's powder; consisting of 10 parts each of powdered ipecac and powdered opium, with 80 parts sugar of milk [U. S. Ph.].

p. pro lacto humanisato. A powder to be used in preparing humanized milk. It contains 3.5 per cent. of compound pancreatic powder and 96.5 per cent. of powdered sugar of milk [N. F.]. **p. salis Carolini factitii effervescens.** Effervescent artificial Carlsbad salt. 6 grms. added to 200 c.c. of water represents an equal volume of Carlsbad Sprüdel water [N. F.]. **p. salis Kissingensis factitii effervescens.** Effervescent artificial Kissingen salt. 5½ grms. added to 200 c.c. of water represents an equal volume of Rackoczi Spring water of Kissingen [N. F.]. **p. salis Vichyani factitii effervescens.** Effervescent artificial Vichy salt. 3¾ grms. added to 200 c.c. of water represents an equal volume of the Grande Grille Spring water of Kissingen [N. F.]. [Lat.]

pu'mcx. See *pumice*.

pumice, pumice stone (pum'is). A light, porous mineral of volcanic origin, used for polishing, etc.; composed chiefly of silica. Lat., *pumex, pumic-*]

pumilin (pu'mil-in). The volatile oil of *Pinus pumilio*; also a pharmaceutical preparation containing it.

pu'na. See *mountain fever*, under *fever*.

punctate (punk'tāt). A term used in descriptive bacteriology and pathology to signify in the form of a dot or point. [Lat., *punctum*, point.]

punctum (punk'tum). A dot or point.

p. adhesionis. The point of attachment of a muscle. **p. alae vomeris.** The point upon the rostrum of the sphenoid bone where it is included between the alae vomeris. **puncta ciliaria.** The perforations in the eyelid through which the hairs emerge. **p. foraminis incisivi.** The posterior border of the incisor foramen. **p. inscrtionis.** The point of insertion of a muscle. **puncta lacrimalia.** Two small contractile openings, one in the ciliary margin of each eyelid; the patent orifices of the lacrimal ducts. **p. spinæ nasalis anterioris.** The apex of the anterior nasal spinal or, when that is absent, the upper end of the suture between the superior maxillæ. **p. spinæ nasalis posterioris.** The middle of the posterior nasal spine. [Lat., *pungere*, to prick.]

puncture (punk'tūr). 1. A small hole made by a sharp point. 2. The act or process of making such a hole. See *paracentesis*. **diabetic p.** See under *diabetic*. **lumbar p., Quincke's p.** P. of the meninges of the spinal cord in the lumbar region for diagnostic or therapeutical purposes. **sugar p.** See *diabetic p.*, under *diabetic*. [Lat., *punctura*, from *pungere*, to prick.]

Punica (pu'nik-ah). A genus of myrtaceous trees. **P. granatum.** The pomegranate (tree), Carthaginian apple. All parts are astringent. The fruit is sometimes used as a mild laxative. The rind, the pomegranate peel of commerce, was formerly official in the U. S. Ph. The bark and root bark are *temiäfuqe*. See

Granatum (2d def.). [Lat., *Punicus*, Carthaginian.]

punicin (pu'nic-in). A synonym of *pelletierin*.

pup'il. The circular aperture in the iris for the transmission of light, situated a little to the nasal side of the center. **Argyll Robertson p.** See *Robertson p.* **Robertson p.** A condition which is miotic and when the p. will not retract to light, but contracts promptly under efforts of accommodation. [Lat., *pupilla*, dim. of *pupa*, a girl.]

Purdy's centrifugal method to determine amount of albumin present in urine, see in *appendix*, page 894. **P's test for glycosuria.** A solution is made of 4.15 grams of copper sulphate, 10 grams of pure mannite, and 50 c.c. of glycerin in 250 c.c. of distilled water, and added to 250 c.c. of distilled water, containing 20.4 grams of caustic potash; when the mixture is cold 300 c.c. of strong ammonia are added, together with enough water to make a liter, and the solution is carefully filtered; 25 c.c. of this solution is heated with 50 c.c. of distilled water, and the urine is added drop by drop until the solution is colorless. The number of minims of urine necessary to decolorize the solution contain just a quarter of a grain of sugar.

purgamen'ta cere'bri. See *excrementa cerebri*, under *excrementa*.

purgatin, purgator (pur'gat-in, pur'gat-ol). A synthetic diacetyl ester of anthrapurpurin; purgative.

purgation (pur-ga'shun). The free emptying of the intestines by means of a purgative. [Lat., *purgare*, to purge.]

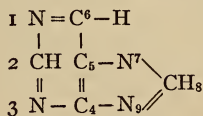
purgative (pur'ga-tiv). Purging or effecting purgation, cathartic; as a n., a drug or other agent that effects purgation.

pur'gen. A trade name for phenolphthalein.

purging nut. See *curcas*.

puriform (pu're-form). Resembling pus. [Lat., *pus*, pus, + *forma*, form.]

pu'rin. A substance, C₅N₄H₄, which is an acid and at the same time a strong base. It has the following structure:



From this compound are derived the so-called purin bases. The 9 atoms, which make up its two rings, are numbered as in the diagram, to simplify the nomenclature of its derivatives.

pu'rin ba'ses. Syn.: *alloxopuric bases, alloxopuric bodies.* A group of substances, which may be considered derivatives of purin. The most important are: adenin (6-aminopurin); guanin (amino 6-oxypurin); hypoxanthin (6-oxypurin); xanthin (2+6 dioxypurin); uric acid (2-6-8 tri-

oxypurin); as well as the alkaloids caffeine and theobromin.

purin free diet. See in *appendix*, page 914.

Purkall filter. A balloon-shaped filter made of porous earthenware which is immersed into the fluid to be filtered and the solution drawn through by suction.

Purkin'je's fibers. Transversely striped muscular f's having a center of protoplasm with regularly disposed nuclei found in the subendocardial areolar tissue of birds and mammals. They are connected with the auriculoventricular bundle and form part of the conducting system of the heart. **P's figure.** The image (shadow) of the retinal blood vessels of one's own eye, seen by candle light. **P's images.** The three reflected images from the eye, one from the anterior surface of the cornea, one from the posterior surface of the cornea, and one from the front of the lens. They were used by Helmholtz to prove that in the accommodation of the eye it is the curvature of the lens which undergoes change. **P's phenomenon.** The changing value of colors and their luminosity which occurs in dim light, the colors of long wave lengths disappearing sooner than those of the shorter wave lengths. [*Johannes Evangelista Purkinje*, Hungarian physiologist, 1787-1850.]

pur'ple. Of a color more or less resembling both blue and red (including violet); as a n., such a color or a substance possessing it. **retinal p., visual p.** A pigmentary photochemical substance, secreted from the hexagonal pigment epithelium of the retina and contained in the external segments of the rods. There is none in the cones. When the eyes are kept for a long time in darkness, it becomes abundant, but is bleached on exposure to light. [Lat., *purpureus*.]

purpura (pur'pu-rah). Syn.: *land scurvy*. A cutaneous affection characterized by hemorrhages into the skin. It is not a disease, but a symptom of various disturbances, and when used without qualification signifies a hemorrhagic eruption.

p. hemorrhagica. Very severe or extensive p. or morbus maculosus Werlhofii.

p. rheumatica. P. appearing in the course of an infective arthritis.

p. symptomatica. P. appearing in eruptive fevers. [Lat., *purpura*, purple.]

purpu'ric. Pertaining to, resembling, or associated with purple or with purpura.

p. acid. See under *acid*.

purru. Another name for *yaws*.

purulence (pu'ru-lens). The condition of being purulent; also, a disposition to the formation of pus. [Lat., *purulentia*.]

purulent (pu'ru-lent). Accompanied by the formation of pus. [Lat., *purulentus*.]

purulescence (pu-ru-les'ens). Transition to a purulent condition.

puruloid (pu'ru-loyd). Resembling pus (said of a fluid such as is found in the cold abscess, which has the appearance but lacks the pathological character and pathogenic property of pus). [Lat., *pus*, pus, + Gr., *eidos*, resemblance.]

pus. Syn.: *matter*. A liquid (usually thickish and yellowish white) occurring as the result of inflammation; consisting of emigrated leukocytes, liquid plasma, granular detritus from broken-down cellular structures, and sometimes fibrin flakes.

blue p. P. that is colored blue by the *Bacillus pyocyaneus*.

concrete p. Fibropurulent coagula found in a case of infective endocarditis.

healthy p. See *laudable p.*

ichorous p. See *ichor*.

laudable p. An old term for a yellowish white, creamy, inodorous p. that was supposed to indicate a normal reparative process.

p. benignum, p. equale. See *laudable p.*

p. in stool, see in *appendix*, page 907.

p. malignum. See *ichor*.

p. maturam. P. supposed to be well matured.

p. organisms. Various micrococci and bacilli, such as *Staphylococcus aureus* and *B. pyocyaneus*, that produce purulent inflammation.

p. spiritum. A puruloid fluid.

sanious p. P. tinged with the coloring matter of the blood.

serous p. P. consisting chiefly of a thin serum mixed with flakes.

watery p. See *ichor*. [Gr., *pyon*.]

pustule (pus'tül). A p. is an elevated pathological formation of the skin, not longer than a split pea and containing pus.

malignant p. Syn.: *wool-sorter's disease*. Another name for anthrax. [Lat., *pustula*, blister, pimple, pustule.]

putamen (pu-ta'men). In the corpus striatum, the outer part of the lenticular nucleus. [Lat., *putare*, to prune.]

putaminous (pu-tam'in-us). Pertaining to the membrana putamin. [Lat., *putamen*, a husk.]

putrefaction (pu-tre-fak'shun). The earlier stages of decomposition in which the anaërobic bacteria reduce the albuminous substances to offensive by-products and gases. [Lat., *putrefactio*.]

putrescin (pu-tres'in). Tetramethylene diamine, $\text{NH}_2(\text{CH}_2)_4\text{NH}_2$. A poisonous basic compound, one of the ptomaines, formed in the putrefaction of proteins.

putrilage (pu'tril-āj). 1. A putrescent, putrid, or gangrenous substance, especially a putrid liquid or putraceous substance. 2. See *eschar*. [Lat., *putrilago*, from *puter*, rotten.]

putromain (pu-tro-ma'in). Any poison produced by decomposition of food within the living body.

put'ty. A pasty substance which hardens on drying, ordinarily made from whiting and linseed oil.

Horsley's p. A preparation of white and yellow wax, vaselin and carbolic acid; used to arrest bleeding from the cut surface of bone.

Pycnanthemum (pik-nan'the-mum). North American mountain mint. **P. linifolium.** Dysentery weed, flax-leaved tufted savory; used in digestive complaints. [Gr., *pyknos*, compact, + *anthemon*, a flower.]

pycno- (pik'no). Combining form of Gr., *pyknos*, thick, dense.

pycnometer (pik-nom'et-er). An instrument used to determine the specific gravity of a solution.

pycnosis (pik-no'sis). Inspissation, condensation, thickening. [Gr., *pyknoun*, to make close.]

pyelitis (pi-el-i'tis). Inflammation of the mucous membrane of the pelvis of the kidney. [Gr., *pyelos*, trough, pan (taken in sense of pelvis), + *itis*, inflammation.]

pyelo- Combining form of Gr., *pyelos*, pelvis.

pyelonephritis (pi''el-o-nef-ri'tis). Inflammation of the kidney and its pelvis. [Gr., *pyelos*, pelvis, + *nephros*, kidney, + *itis*, inflammation.]

pyelotomy (pi-el-of-o-me). Incision of the renal pelvis. [Gr., *pyelos*, the pelvis, + *temnein*, to cut.]

pyemia (pi-e'me-ah). Syn.: *purulent infection*. A febrile disease supposed to be due to the absorption of pus or its constituents into the blood. It usually follows wounds, suppurative inflammation of bone, or the puerperal state, and results in the formation of secondary abscesses in the viscera, joints, and connective tissue. It is sometimes associated with phlebitis or embolism.

metastatic p., **multiplex p.** The condition of multiple abscess from infected thrombi of pyemic origin. [Gr., *pyon*, pus, + *aima*, blood.]

pygo- Combining form of Gr., *pyge*, rump.

pyle- Combining form of Gr., *pyle*, gate, orifice; applied to the portal vein.

pylephlebitis (pi''le-fle-bi'tis). Syn.: *endophlebitis portalis*. Inflammation of the portal vein.

adhesive p. Thrombosis of the portal vein. **p. obturans.** P. associated with an obstructed flow in the portal vein. [Gr., *pyle*, gate, + *phleps*, a vein, + *itis*, inflammation.]

pylethrombosis (pi''le - throm - bo'sis). Thrombosis of the portal vein. [Gr., *pyle*, a gate, + *thrombosis*, thrombosis.]

pyloralgia (pi-lo-ral'je-ah). Pain in the pylorus. [Gr., *pyloros*, the pylorus, + *algos*, pain.]

pylorectomy (pi-lo-rek'to-me.) Resection of the pylorus. [Gr., *pyloros*, the pylorus, + *ektemmein*, to cut, excise.]

pyloro- Combining form of Gr., *pyloros*, gatekeeper (hence pylorus).

pylorus (pi-lo'rus). 1. The opening of the stomach into the duodenum. 2. See *pyloric valve*, under *valve*. [Gr., *pyloros*, gatekeeper.]

pyo-, py- Combining form of Gr., *pyon*, pus.

pyococcus (pi-o-kok'us). Any pus-forming coccus. [Gr., *pyon*, pus, + *kokkos*, a berry.]

pyocyanase (pi-o-si'an-az). A proteid produced by the *Bacillus pyocyaneus*, which is said to be capable of dissolving such bacteria as the diphtheria bacillus and conferring immunity against anthrax in animals. [Gr., *pyon*, pus, + *kyanos*, dark blue.]

pyocyanin (pi-o-si'an-in). A non-poisonous crystalline base, C₁₃H₁₃NO₂, perhaps an anthracene derivative; the coloring matter of blue pus, from which it can be extracted by means of chloroform. [Gr.,

pyon, pus, + *kyanos*, a dark blue substance.]

pyocyanolysin (pi-o-si-an-ol'is-in). An hemolysin derived from *Bacillus pyocyaneus*.

pyocyte (pi'o-sit). The leukocyte of pus. [Gr., *pyon*, pus, + *kytos*, a hollow.]

pyogenesis (pi-o-jen'es-is). The formation of pus. See *suppuration*. **p. corrosiva**. See *ulceration*. [Gr., *pyon*, pus, + *genesis*, a begetting.]

pyogenic (pi-o-jen'ik). Pertaining to the formation of pus, e. g., a p. bacteria.

pyogenin (pi-oj'en-in). A compound, C₆₃H₁₂₈N₂O₁₆₁, obtained from the bodies of pus cells.

pyogenous (pi-oj'en-us). Caused by pus.

pyoid (pi'yoid). Resembling pus. [Gr., *pyon*, pus, + *eidos*, resemblance.]

pyoktanin (pi-ok'tan-in). Methyl violet. It is recommended as an antiseptic, to diminish suppurations, and in diphtheria.

yellow p. Auramin; an antiseptic. [Gr., *pyon*, pus, + *kteinein*, to kill.]

pyon (pi'on). See *pus*. [Gr., *pyon*.]

pyonephrosis (pi-o-nef-ro'sis). Purulent inflammation of the kidney with pouching and dilatation. [Gr., *pyon*, pus, + *nephros*, the kidney.]

pyopericardium (pi''o-per-ik-ar'de-um). An accumulation of pus in the pericardium. [Gr., *pyon*, pus, + *peri*, around, + *kardia*, heart.]

pyophthalmia (pi-of-thal'me-ah). See *hypopyon*. [Gr., *pyon*, pus, + *ophthalmia*, ophthalmia.]

pyophylactic (pi-o-fi-lak'tik). Serves as a defense against pus infection; noting a membrane lining wall of an abscess. [Gr., *pyon*, pus, + *phylassein*, to guard.]

pyoplasia (pi-o-pla'ne-ah). Infusion or burrowing of pus. [Gr., *pyon*, pus, + *planos*, wandering.]

pyopneumothorax (pi''o-nu-mo-tho'raks). Pneumothorax with pyothorax. [Gr., *pyon*, pus, + *pneuma*, air, + *thorax*, thorax.]

pyopoesis (pi''o-poy-e'sis). See *suppuration*. [Gr., *pyon*, pus, + *poiesis*, production.]

pyoptysis (pi-op'tis-is). Purulent expectoration. [Gr., *pyon*, pus, + *ptysis*, a spitting.]

pyorrhea (pi-or-re'ah). A flowing discharge of pus. **p. alveolaris**. Syn.: *Rigg's disease*. A purulent inflammation of the periosteum of the teeth, due to an endameba, causing necrosis of the alveola and loosening of the teeth. [Gr., *pyon*, pus, + *roia*, a flowing forth.]

pyosalpinx (pi-o-sal'pinks). An accumulation of pus in the fallopian tube. [Gr., *pyon*, pus, + *salpigr*, a trumpet.]

pyosin (pi'o-sin). A compound, C₅₇H₁₁₀N₂O₁₅, obtained from the plasma of pus.

pyothorax (pi-o-tho'raks). Empyema. [Gr., *pyon*, pus, + *thorax*, the thorax.]

pyraconitin (pi-rak-on'tin-in). An alkaloid acting qualitatively like aconitin, but about 50 times weaker.

pyraloxin (pi-ral-oks'in). Oxidized pyrogallol, recommended as a substitute for pyrogallol.

pyramid (pir'am-id). 1. A solid resting on a plane base of three or more sides, and having as its sides triangular planes which meet at the apex. 2. A part of the body shaped more or less like a p. 3. A large compact bundle of medullated nerve fibers situated ventrad in the medulla oblongata, being the downward continuation of the motorial tract. **anterior p's of the medulla oblongata**. A pair of oblong bodies on the anterior surface of the medulla oblongata, separated by the anterior median fissure. **posterior p. of the medulla oblongata**. The expanded portion of the funiculus gracilis at the lower angle of the fourth ventricle. **p's of Malpighii**. Syn.: *cones of Malpighii, coni bullosi*. The pyramidal masses of the renal cortex, composed of glomeruli, blood vessels, and convoluted tubules, situated between the medullary radii. They have the base of the p. next the surface of the kidney, and the apex terminating as a renal papilla. **p. of the cerebellum, p. of the inferior vermiform process**. A small elevation near the middle of the inferior vermiform process, between the biventral lobes. **pyramid of the spinal cord**. See *pyramidal tract*, under *tract*. **p. of the thyroid gland**. A slender conical process of the gland which extends from the upper part of the isthmus or the adjacent part of the lobes to the hyoid bone, to which it is attached by loose fibrous tissue. **p. of the tympanum**. A small, hollow bony projection on the inner wall of the tympanum, behind the oval fenestra. The stapedius muscle passes through a small opening at its apex. [Gr., *pyramis*, or *pyramida*, of Egyptian origin.]

pyramidalis (pir'am-id-a'lis). See *table of muscles*, under *muscle*.

pyramidon (pir'am'id-on). A dimethyl-amido substitution compound of antipyrin, $C_{13}H_{17}N_3O$; used like antipyrin, but in smaller doses. **p. acid camphorate**. $C_{13}H_{17}N_3O.C_{10}H_{16}O_4$; said to combine the antipyretic action of p. and the anhydrotic action of camphoric acid.

pyrantimonate (pi-ran-tim'on-ät). A salt of pyrantimonic acid.

pyrantin (pi-ran'tin). Parethoxyphenyl succinimid, $C_{12}H_{13}NO_3$, an antipyretic.

pyrazin (pi'ra-zin). See *antipyrin*.

pyrazol (pi'raz-ol). The compound $C_3H_4N_2$, a derivative of pyrrol; according to B. Fischer, formed in the manufacture of antipyrin.

pyrazolin (pi-raz'o-lin). See *antipyrin*.

pyrazolon (pi-raz'o-lon). An oxygen substitution compound, $C_8H_4ON_2$, of pyrazolin. It is a weak antiseptic.

pyrenol (pi're-nol). A name applied to effervescent sodium benzoate.

Pyrethrum (pi-re'thrum). 1. *Chrysanthemum parthenium*. 2. The genus *Spilanthes*. 3. A section of the genus *Chrysanthemum*. 4. The root of *Anacyclus p.* [U. S. Ph.]. The tincture of p. is official in the U. S. Ph. and Br. Ph. **p. cam-**

phor. A constituent, $C_{10}H_{16}O$, of oil of *Chrysanthemum parthenium*, differing from laurel camphor only in turning the plane of polarized light to the left.

pyrethri radix. See *Pyrethrum*, (4th def.) [Br. Ph.]. [Gr., *pyrethron*, from *pyr*, fire.]

pyretic (pi-ret'ik). Pertaining to fever; feverish; as a n., a remedy for fever. [Gr., *pyretos*, fever.]

pyretogenesis, pyretogenesis (pi'ret-o-jen-e'se-ah, pi'ret-o-jen'es-is). The origin and production of fever. [Gr., *pyretos*, fever, + *genesis*, generation.]

pyretogenin (pi-re-toj'en-in). A soluble, granular, homogeneous white substance isolated from cultures of microorganisms; given to dogs in very small doses, it produces intense fever. [Gr., *pyretos*, fever, + *gemma*, production.]

pyrexia (pi-reks'e-ah). Fever. **nervous p.** See *nervous fever*, under *fever*. [Gr., *pyrexia*.]

pyridin (pir'id-in). A colorless basic liquid, C_5H_5N , of acid odor and burning taste; an alkaloid obtained from the oils derived by distillation from bones and other organic matter. When taken into the animal organism, it is converted into methylpyridin, an acid, C_5H_4NCOOH , present in the urine after ingestion of a picolin or pyridinuric acid, a monobasic acid, $C_5H_4(COOH)N$.

pyriform (pir'if-orm). Pear-shaped. [Lat., *pyriformus*, from *pyrum*, a pear, + *forma*, form.]

pyriformis. The pyramidalis muscle.

pyrimidin (pi-rim'id-in). $C_4H_4N_2$, a base which is precipitable with bichlorid of mercury. Several of its derivatives have physiological importance.

pyro-animalis (pi-ro-an-im-al'is). Produced by the destructive distillation of animal substances. [Gr., *pyr*, fire, + Lat., *animalis*.]

pyroborate (pi-ro-bo'rät). A salt of pyroboric acid. The p's are frequently called simply borates.

pyrocatechin, pyrocatecol (pi-ro-kat'ek-in, pi-ro-kat'ek-ol). Syn.: *catechol, orthodihydroxybenzene, oxyphenol*. A substance, $C_6H_4(OH)_2$, isomeric with resorcin and hydroquinone. It has been found in normal urine.

pyrodextrin (pi-ro-deks'trin). A brittle, brownish substance, $C_48H_{74}O_{37}$, produced by the action of dry heat on dextrin.

pyrogallol (pi-ro-gal'ol). $C_6H_3(OH)_3$; a triatomic phenol, obtained chiefly from gallic acid. It is decomposed by light, is poisonous, and an active reducing agent; used mainly in photography. **p. triacetate**. Known as *lenigallol* ($C_{12}H_{12}O_6$). It has been used as a substitute for p. It is said to be non-toxic.

pyrogenesis, pyrogenesis (pi-ro-jen-e'se-ah, pi-ro-jen'es-is). The generation or production of fever or heat. [Gr., *pyr*, fire, + *genesis*, generation.]

pyrogenetic, pyrogenic (pi-ro-jen-et'ik, pi-ro-jen'ik). Producing fever or inflammation.

pyrogenous (pi-roj'en-us). 1. Produced

- by combustion. 2. Capable of causing fever or inflammation. [Gr., *pyr*, fire, + *gennan*, to generate.]
- pyroleum** (pi-ro'le-um). 1. Petroleum. 2. An oil obtained by heat or dry distillation.
- pyroligneous** (pi-ro-lig'ne-us). Derived from the combustion of wood. **p. acid**. See under *acid*. **p. alcohol**, **p. spirit**. See *methyl alcohol*, under *alcohol*. **p. vinegar**. See *p. acid*, under *acid*. [Gr., *pyr*, fire, + Lat., *lignum*, wood.]
- pyrolysis** (pi-rol'is-is). Decomposition by heat. [Gr., *pyr*, fire, + *lyein*, to loose.]
- pyrolytic** (pi-rol-it'ik). Pertaining to pyrolysis. The p. inhalation of Thudichum is inhalation of the vapor of a heated extract of opium. [Gr., *pyr*, fire, + *lyein*, to loosen.]
- pyromania** (pi-ro-ma'ne-ah). Mania for incendiarism. [Gr., *pyr*, fire, + *mania*, madness.]
- pyromel** (pi-ro'-mel). Molasses. [Gr., *pyr*, fire, + Lat., *mel*, honey.]
- pyrometer** (pi-rom'et-er). An instrument used to measure temperatures which are too high for the application of the ordinary thermometer. [Gr., *pyr*, fire, + *metron*, a measure.]
- pyrophobia** (pi-ro-fo'be-ah). Morbid dread of fire. [Gr., *pyr*, fire, + *phobos*, fear.]
- pyrophorus** (pi-rof'er-us). A body which absorbs atmospheric oxygen so energetically as to take fire, or at least to emit light, when exposed to the air.
- pyrophosphate, pyrophosphas** (pi-ro-fo'sfāt, pi-ro-fo'sfās). A salt of pyrophosphoric acid.
- Pyroplasma** (pi-ro-plas'mah). See *Piroplasma*.
- pyrosal** (pi-ro-sal). An antipyretic compound of antipyrin, salicylic acid, and acetic acid.
- pyroscope** (pi-ro-skōp). A kind of differential thermometer, used for measuring the intensity of thermal radiation. [Gr., *pyr*, fire, + *skopein*, to examine.]
- pyrosis** (pi-ro'sis). Syn.: *water-brash*. Heartburn; a burning sensation in the esophagus and the pharynx resulting from indigestion; often accompanied by eructations of an acid liquid. [Gr., *pyrosis*, burning.]
- Pyrosoma** (pi-ro-so'mah). A genus of microorganisms belonging to the *Protozoa*. **P. bigeminum**. Syn.: *Babesia bigemina*. A microorganism which destroys the red blood corpuscles of cattle sick with Texas fever. [Gr., *pyr*, fire, + *soma*, body.]
- pyrosulphate** (pi-ro-sul'fāt). Syn.: *disulphate*. A salt of pyrosulphuric acid.
- pyrotechnia** (pi-ro-tek'ne-ah). The scientific use of fire; especially, among the older chemical writers, the application of dry heat. **p. chirurgica**. The use of fire in surgery. [Gr., *pyr*, fire, + *technē*, art.]
- pyrotic** (pi-rot'ik). Caustic; burning. [Gr., *pyr*, fire.]
- pyrotoxin** (pi-ro-toks'in). 1. A toxin developing during a fever. 2. A poisonous fluid. [Gr., *pyr*, fire, + *toxikon*, poison.]
- pyroxylic** (pi-roks-il'ik). Derived from the combustion of wood. **p. acid**. See *pyroligneous acid*, under *acid*. **p. spirit**. See *methyl alcohol*, under *alcohol*.
- pyroxylin, pyroxylon** (pi-roks'il-in, pi-roks'il-on). Syn.: *cana collodii*. (Soluble) gun-cotton, collodion cotton, cotton wool which has been treated with a mixture of nitric and sulphuric acids whereby an explosive substance, nitrocellulose, is formed. It is used pharmaceutically in the preparation of collodion. [Gr., *pyr*, fire, + *xylon*, wood.]
- pyrozone** (pi-ro-zōn). A proprietary solution of hydrogen dioxide.
- pyrrol** (pi'r'rol). A colorless liquid, C₄H₉NH, of agreeable odor, obtained from coal tar, from the products of distillation of horn, bone, feathers, etc., and from the distillation of ammonium saccharate and mucate. **p. red**. An orange-red powder, C₁₂H₁₄N₂O, produced by treating p. with strong acids. [Gr., *pyrros*, flame colored, on account of the deep red color of p. red.]
- pythogenesis** (pi-tho-jen'es-is). The causation of decay. Generation from decaying matter. [Gr., *pythein*, to rot, + *genesis*, origin.]
- pythogenic** (pi-tho-jen'ik). Caused by, or originating from, putrefaction or filth.
- pyuria** (pi-u're-ah). That morbid condition in which pus is discharged with the urine. [Gr., *pyon*, pus, + *ourein*, to urinate.]

Q

- q. h.** Abbreviation of Lat., *quaque hora*, for, every hour.
- q. l.** Abbreviation of Lat., *quantum libet*, for as much as one pleases.
- q. s.** Abbreviation much used in prescription writing for Lat., *quantum sufficit*, signifying a sufficient quantity.
- quack** (kwak). See *charlatan*. [Abbrev. of Dutch *quacksalver*, from *kwakken*, to quack, + *zalf*, salve.]
- quackery** (kwak'er-e). See *charlatanism*.
- quadrant** (kwod'rānt). A quarter of a circular area, e. g., of the cornea or of the abdomen. [Lat., *quadrans*, from *quattuor*, four.]
- quadrate** (kwod'rāt). Squared, square, or nearly so. **q. lobe**. See *lobe*. [Lat., *quadratus*, from *quadrare*, to square.]
- quadratus** (kwod-rah'tus). Quadrate, e. g., a quadrate muscle. **q. lumborum**.

See *table of muscles*, under *muscle*.
 [Lat., *quadrare*, to make square.]

quadri-, **quadru-**. Combining form of Lat., *quadrus*, having, consisting of, connected with, four.

quadribasic (kwod-rib-a'sik). See *tetra-basic*.

quadriceps (kwod'ri-seps). Having four heads; as a n. m., a muscle so characterized, especially the extensor cruris q. **q. cruris**, **q. extensor cruris**, **q. femoris**. See *table of muscles*, under *muscle*. [Lat., *quattuor*, four, + *caput*, a head.]

quadrigeminal (kwod-re-jem'in-al). Four-fold; consisting of four symmetrically disposed parts. See *corpora quadrigemina*, under *corpora*. [Lat., *quadrigeninus*, from *quattuor*, four, + *geminus*, twin born.]

quadriplegia (kwod-ri-ple'je-ah). Paralysis of four limbs.

quadrivalent (kwod-riv'a-lent). Capable of replacing four atoms of hydrogen in a compound. [Lat., *quattuor*, four, + *valere*, to be worth.]

quadroon (kwod-roon'). A hybrid blend of a white and a mulatto.

quadruplet (kwod'ru-plet). One of four children born at one birth. [Lat., *quadriplus*, fourfold.]

qualitative (kwol'ti-a-tiv). Pertaining to or regarding the quality or character of a body. [Lat., *qualitas*, a quality.]

quantitative (kwon'ti-ta-tiv). Pertaining to or regarding quantity. [Lat., *quantitas*, quantity.]

quantivalence (kwon-tiv'al-ens). The combining power of an element or a radicle as measured by the number of atoms of hydrogen with which it will combine. See *atomicity*. [Lat., *quantus*, how much, + *valere*, to be worth.]

quarantine (kwor'an-tën). 1. Originally isolation of a ship for a period of forty days when coming from foreign parts. 2. The place at which vessels are stopped and properly attended to, to prevent the spread of contagious disease. 3. The isolation of a person or district on land, to prevent the spread of contagion. [Fr., *quarante*, forty.]

quart (kwart). See *table of weights and measures*, in *appendix*, pages 941, 942, 943.

quartan (kwor'tan). 1. Recurring on the fourth day (both days of occurrence being included); occurring at intervals of three days. 2. A parasite; the *Plasmodium malariae*. [Lat., *quartanus*, from *quartus*, fourth.]

quartiparous (kwar-tip'ar-us). Having borne four children or pregnant for the fourth time. A *quartipara* (also written *IV para*) is a woman that can be so described. [Lat., *quartiparus*, from *quartus*, fourth, + *parere*, to bring forth.]

quartanol (kwar'ton-ol). A proprietary preparation of sodium, calcium, and quinin and strychnin glycerophosphates.

Quassia (kwash'shah). 1. A genus of the *Simarubeae*. 2. Of the U. S. Ph. and Br. Ph., the wood of *Picroena excelsa*, or *Quassia amara*. In the shops it is usual-

ly met with in chips or raspings; it is also made into cups, called q. cups or bitter cups. It is intensely bitter, and was formerly used to replace hops in beer. Its medicinal properties are due to the presence of quassin. It is used as a stomachic and tonic, and against constipation due to intestinal atony. **extractum quassiae**. An extract made from quassia wood with cold or hot water and brought to a thick or pilular consistence [U. S. Ph., Br. Ph.]. **extractum quassiae fluidum**. A fluidextract of Jamaica q. wood [U. S. Ph.]. **infusum quassiae**. A 1 per cent. infusion of q. wood [Br. Ph.]. **Q. amara**. A branching shrub or small tree growing in Surinam. Its wood constitutes q. **q. cup**. See *Q.* (2d def.). **quassiae lignum**. See *Q.* (2d def.) [Br. Ph.]. **tinctura quassiae**. A 20 per cent. tincture of q. wood [U. S. Ph.]. [From *Quassi*, a Surinam negro, who used Surinam q. for fever.]

quassin (kwas'sin). A brittle crystalline substance obtained from quassia wood. It is official in the French Ph.

quebrachamin (kwe-brah'kam-in). One of the alkaloids obtained by Hesse from white quebracho bark.

quebrachin (kwe-bra'kin). A colorless crystalline alkaloid, $C_{21}H_{26}N_2O_2$, found in white quebracho bark.

quebracho (kwe-brah'cho). See *Aspidosperma q.*, under *Aspidosperma*.

quebrachol, **quebrachol alcohol** (kwe-brah'kol). An alcohol-like levorotatory crystalline substance, $C_{20}H_{34}O$, found in white quebracho bark. It gives the chemical reactions of cholesterolin.

quercite (kwer'sit). Pentahydroxyl-cyclohexane, $C_6H_7(OH)_5$; a compound closely related to inosite. It is found in acorns.

quercitrin (kwer-sit'rin). A yellow glucosidal coloring matter obtained from black oak bark.

Quercus (kwer'kus). The oak; a genus of cupuliferous trees, rarely shrubs. Of the U. S. Ph., the dried bark of *Q. alba*. It contains about 8 per cent. of tannin. The fluidextract of *Q.* is official in the U. S. Ph. **Q. alba**. (American) white oak; found from Canada to the Gulf and westward to Texas. Except the epidermis, all parts of the tree (especially the fruit and bark) are astringent. [Lat.]

Quevenne's iron, reduced iron. Ferrum reductum [U. S. Ph.]. A soft, fine, grayish powder, obtained by reducing a ferric salt by contact with hydrogen. [Theodore Auguste Quevenne, Fr. physician, 1805-1855.]

quickening (kwik'en-ing). The mother's first perception of the movements of the fetus, being a fluttering sensation in the hypogastrium. [Ang.-Sax., *civic*, alive.]

quicklime (kwik'lim). See, under *lime*.

quicksilver (kwik'sil-ver). The metal mercury, so called on account of its mobility and its silvery appearance. See *mercury*.

Quillaia (kwil-la'yah). Written also *Quillaja* and *Quillaya*. 1. A genus of rosaceous trees, with a saponaceous bark. 2.

Of the U. S. Ph., soap bark; the bark of *Q. saponaria*. It is inodorous, very acrid, and sternutatory. Its active principle is saponin. **quillaia cortex**. See *Q.* (2d def.) [Br. Ph.]. **tinctura quillaiae**, [U. S. Ph.], **tinctura quillaiae** [Br. Ph.]. A 20 per cent. tincture of soap [U. S. Ph.] or 5 per cent. [Br. Ph.]. [Chilean, *quillai*, from *quillean*, to wash.]

quillain (kwil-la'in). Saponin.

quina (ke'nah). 1. *Cinchona*. 2. The genus *Toluifera*.

quinacetin (kwim-as-e'tin). An alkaloid, $(C_{37}H_{31}NO_2)_2$. Its sulphate is used as an antipyretic and analgetic.

quinalgen. See *analgen*.

quinaminin, **quinamidin** (kwim-am'is-in, kwim-am'id-in). Isomeric amorphous bases, $C_{19}H_{24}N_2O_2$, obtained from peruvian bark.

quinamin (kwim-am'in). An alkaloid, $C_{20}H_{26}N_2O_2$ (or $C_{19}H_{24}N_2O_2$), found in nearly all species of *Cinchona*. It is less bitter than the other cinchona alkaloids and is a monacid base.

quinaphthol (kwim-af'thol). A betanaphthol alpha-monosulphonate of quinin; used as an intestinal antiseptic.

quinaseptol (kwim-as-ep'tol). See *diaphthol*.

quince (kwins). The *Cydonia vulgaris* and its fruit.

Quincke's puncture. Syn.: *lumbar puncture*. Puncture of the meninges of the spinal cord in the lumbar region for diagnostic or therapeutical purposes. [Heinrich Irenaeus Quincke, German physician, born 1842.]

quinetum (kwi-ne'tum). A mixture of the cinchona alkaloids in varying proportions as they occur in cinchona bark.

quinia (kwim'e-ah). See *quinin*.

quinic (kwim'ik). Pertaining to cinchona.

q. acid. See under *acid*.

quinin (kwim'is-in). An alkaloid, $C_{20}H_{24}N_2O_2$, isomeric with quinin; bitter and febrifuge.

quinidamin (kwim-id-am'in). An alkaloid, $C_{19}H_{24}N_2O_2$, obtained from *Cinchona rosulenta*, *Cinchona succiruba*, and probably other red cinchona barks.

quinidin (kwim'id-in). An alkaloid, $C_{20}H_{24}N_2O_2$, isomeric with quinin.

quinin (kwim'in, kwim'en, ke-nen'). Syn.: *chinin*.

An alkaloid, $C_{20}H_{24}N_2O_2$, obtained from various species of *Cinchona*. It has a very bitter taste and an alkaline reaction. **acetyl q.** The compound, $C_2H_5O.O.C_{20}H_{23}N_2O_2$.

acid q., **hydrochlorid**. An acid hydrochlorid of q., $C_{20}H_{24}N_2O_2 \cdot 2HCl + 3H_2O$. It is soluble in less than its own weight of water.

2. Neutral q. hydrochlorid, $C_{20}H_{24}N_2O_2(HCl)_2 + 3H_2O$, sometimes called q. bihydrochlorid; a white crystalline mass, becoming darker in the light and very soluble in water. **beta-q.** See *quinidin*.

q. acetate. The compound, $C_{20}H_{24}N_2O_2 \cdot C_2H_3O_2$.

q. and iron citrate. See *iron and q. citrate*, under *iron*. **q. and urea hydrochlorid**. A crystalline salt soluble in an equal weight

of water or in strong alcohol, recommended particularly for hypodermic injection.

q. arsenate. A substance, $(C_{20}H_{24}N_2O_2)_3 \cdot AsH_3O_4 + 8H_2O$, occurring as small, white acicular crystals, containing about 70 per cent. of q. and 6 per cent. of arsenic.

q. arsenite. A substance, $(C_{20}H_{24}N_2O_2)_3 \cdot H_3As_2O_3 + 3H_2O$, occurring as white acicular crystals; sometimes used in chronic cutaneous troubles. It contains about 12 per cent. of arsenic.

q. bisulphate. A substance, $C_{20}H_{24}N_2O_2 \cdot 2SH_2O_4 + 7H_2O$, occurring as shining white rhombic prisms, of very bitter taste and acid reaction, soluble with brilliant blue fluorescence in 11 parts of cold water or 32 of cold alcohol, very soluble in boiling water or alcohol [Br. Ph.].

q. bromid. See *q. hydrobromid*.

q. hydrobromid. Basic q. hydrobromid; a substance, $C_{20}H_{24}N_2O_2 \cdot HBr + H_2O$, occurring as fine silky needles grouped about a center, soluble in 40 parts of cold water, very easily soluble in boiling water or alcohol, and containing about 75 per cent. of anhydrous q.

q. hydrochlorate, **q. hydrochlorid**. 1. Basic q. hydrochlorid, $C_{20}H_{24}N_2O_2 \cdot HCl + 2H_2O$, occurring as white acicular crystals of very bitter taste, soluble in 18 parts of water, very soluble in alcohol or boiling water and containing about 80 per cent. of anhydrous q. [U. S. Ph., Br. Ph.].

q. lygnosinate. A q. compound of dioxybenzylacetone, $C_{67}H_{66}N_4O_6$. It is said to be capable of preventing the development of cultures of staphylococcus. It is employed as a dusting powder, in suspension, etc.

q. salicylate. A substance, $(C_{20}H_{24}N_2O_2 \cdot C_7H_5O_3)_2 + H_2O$, crystallizing from alcoholic solutions in concentrically grouped prisms; soluble in 77 parts of water and containing about 70 per cent. of q. It is used for neuralgia and rheumatic gout [U. S. Ph.].

q. salicylic acid ester. See *saloquinin*.

q. subsulphate. Basic q. sulphate, ordinary q. sulphate.

q. sulphate. A substance, $(C_{20}H_{24}N_2O_2)_2 \cdot SH_2O_4$, occurring as white acicular crystals of very bitter taste, volatilizing in the air or under the influence of gentle heat, soluble in 720 parts of water, in 86 parts of alcohol, very soluble in boiling alcohol, soluble with difficulty in chloroform, and especially in ether, and containing about 75 per cent. of anhydrous q. [U. S. Ph., Br. Ph.].

q. tannate. A substance, $C_{20}H_{24}N_2O_2(C_6H_4O_6)_3 + 8H_2O$, occurring as a colorless or yellowish amorphous powder of slightly bitter taste and little odor, slightly soluble in water, easily soluble in boiling alcohol and containing about 30 per cent. of q.

q. valerianate. A substance, $C_{20}H_{24}N_2O_2 \cdot C_8H_{10}O_2 + H_2O$, occurring as shining white crystalline needles, tablets, or scales, or as a crystalline powder of very bitter taste and slight odor of valerianic acid. [Lat., *quinina*, U. S. Ph.]

quinina (kwim-e'nah). See *quinin* [U. S. Ph.].

quinina bisulphas. See *quinina bisulphate* [U. S. Ph.].

quininae hydrobromidum. See *quinin hydrobromidum*.

- mid* [U. S. Ph.]. **quinina hydrochloridum**. See *quinin hydrochlorid* [U. S. Ph., 1890; Br. Ph.]. **quininae hydrochloridum acidum**. A very soluble hydrochlorid of *q.*; used subcutaneously. **quininae salicylas**. Quinin salicylate [U. S. Ph.]. **quininae sulphas**. See *quinin sulphate* [U. S. Ph., Br. Ph.]. **quininae valerianas**. A preparation made by dissolving quinin hydrochlorid in tincture of orange peel [Br. Ph.]. **tinctura quininae ammoniata**. A preparation made by dissolving quinin sulphate in alcohol [Br. Ph.]. **vinum quininae**. A preparation made of quinin hydrochlorid and orange wine [Br. Ph.].
- quininurethane** (kwi'nin-u're-thān). A compound of quinin hydrochlorid and urethane; used subcutaneously in place of quinin.
- quiniretin** (kwin-ir-e'tin). Of Flückiger, the brownish product resulting from exposure of an aqueous solution of quinin sulphate to sunlight; bitter, somewhat aromatic, and isomeric with quinin, but not alkaline.
- quinium** (kwin'e-um). A yellow amorphous brittle extract of cinchona.
- quinochloral** (kwin-o-klo'ral). An oily liquid probably containing quinin and chloral; used as an antiseptic and hypnotic.
- quinoform** (kwin'o-form). A compound of formic aldehyd and cinchotannic acid.
- quinoïdin** (kwin-oy'din). Syn.: *chinoidin*. An amorphous mixture of alkaloids obtained as a by-product in the preparation of crystallizable cinchona alkaloids. It was formerly used to a considerable extent because of the high price of quinin.
- quinol** (kwin'ol). See *hydroquinon*.
- quinolin** (kwin'o-lin). Syn.: *chinolin*. An oily alkaline liquid, (C₈H₇N). Its occurrence as a decomposition product of quinin led to its use in efforts to produce quinin synthetically, which, though unsuccessful in that aim, led to the discovery of numerous synthetics. *Q.* is very poisonous.
- quinon** (kwin'on). 1. C₆H₄O₂, a yellow compound. 2. A class of organic compounds of which *q.* is the first member.
- quinopyrin** (kwin-o-pi'rin). A solution of quinin hydrochlorid in water and antipyrin.
- quinosol** (kwin'o-sol). See *chinosol*.
- quinotropin** (kwin-o-tro'pin). Urotropin quinate.
- quinova** (kwin-o'vah). False cinchona.
- quinovin** (kwin'o-vin, kwin-o'vin). Syn.: *chinovin*. A white, amorphous, bitter mass, C₈₀H₈₅O₈, extracted from quinoa and several of the true cinchona barks.
- quinqui-**. Combining form of Lat., *quinque*, five.
- quinivalent** (kwin-kwi'al-ent). Having an atomicity of five, capable of replacing 5 atoms of hydrogen in a compound. [Lat., *quinque*, five, + *valens*, able.]
- quinsy** (kwin'ze). Acute suppurative tonsillitis. [Gr., *kynanche*, sore throat, fr. *kuon*, dog, + *anchein*, to throttle.]
- quintan** (kwin'tan). Recurring at intervals of five days. [Lat., *quintus*, fifth.]
- quintane** (kwin'tān). See *pentane*.
- quinti-**. Combining form of Lat., *quintus*, fifth.
- quintivalence**. See under *atomicity*.
- quintuplet** (kwin'tu-plet). One of five born at a birth. [Lat., *quintuplex*, five-fold.]
- quiz**. Instruction by questions and answers.
- quotidian** (kwo-tid'e-an). Daily; recurring daily; as a *n.*, see *q. fever*, under *fever*. [Lat., *quotidianus*.]
- quotient** (kwo'shent). The result obtained by dividing one number or quantity by another. **respiratory q.** The ratio between the carbon dioxide excreted and the oxygen taken up in a given time, CO₂ ÷ O. [Lat., *quotiens*, how often.]
- q. v.** 1. Abbreviation for Lat., *quod vide*, which see. 2. Abbreviation for Lat., *quantum vis*, as much as you wish.

R

- r-**. For words in **r** not here given, see the corresponding forms in **rh**.
- R.** An abbreviation for *recipe*, take.
- Ra.** Chemical symbol for the element *radium*.
- rabdoidal** (rab-doy'dal). See *rhabdoidal*.
- rab'id.** Affected with rabies. [Lat., *rabidus*.]
- rabies** (ra'be-ez). Syn.: *lyssa*, *hydrophobia*. An acute specific disease of animals (commonly called hydrophobia) that may be communicated, most often by bites, to man. It occurs most frequently in the dog, the wolf, and the cat. **dumb r.** *R.* in which the paralytic stage is most pronounced. **furious r.** A form in which there is pronounced excitement. **para-**

- lytic r.** *R.* in which the first and second periods of the disease are latent, and the third period—that of paralysis—manifests the existing infection. **tanacetic r.** A morbid state resembling *r.*, though not necessarily fatal, produced in rabbits by intravenous injections of oil of tanacetum. [Lat., *rabere*, to rave.]
- rabiatic** (ra-be-et'ik). Pertaining to, or affected with, rabies.
- rabific** (ra-bif'ik). Productive of rabies. [Lat., *rabies*, + *facere*, to make.]
- racahout des Arabes** (rak'a-hu). A mixture of chocolate, starch, and sugar flavored with vanilla.
- rachi-, rachio-**. Combining form of Gr., *rachis*, spine, ridge, rib of a leaf.

rachialgia (rak-e-al'ge-ah). Pain in or about the spine. [Gr., *rachis*, the spine, + *algos*, pain.]

rachipagus (ra-kip'a-gus). A double monster showing union at the spine. [Gr., *rachis*, spine, + *pagos*, fixed.]

rachiphyma (rak-e-hi'mah). A tumor of the spine. [Gr., *rachis*, spine, + *phyma*, growth.]

rachis (ra'kis). The vertebral column. [Gr.]

rachischisis (ra-kis'kis-is). Congenital fissure of the spinal column. [Gr., *rachis*, spine, + *schisis*, cleft.]

rachitic (ra-kit'ik). Affected with rickets; connected with or pertaining to rickets.

rachitis (rak-i'tis). Syn.: *rickets*, *English disease*. A constitutional disease of early childhood characterized chiefly by curvature of the shafts of the long bones with thickening of their epiphyses, by deformities of other parts of the skeleton, by delayed detention, and sometimes by degenerative disease of the liver or spleen. [Gr., *rachitis*.]

radia (ra'de-ah). The second stage in the development of a distoma.

ra'dial. Toward the radial aspect.

ra'dial. Situated toward or near the radius; pertaining to the radius; as a n., the scaphoid bone, also the r. artery, a r. muscle, etc. [Lat., *radialis*.]

radiate (ra'de-ät). A term used in descriptive bacteriology meaning spreading from the center with irregular rays or lobes. [Lat., *radiatus*.]

radiation (ra-de-a'shun). 1. Divergence in raylike lines from a central point (said especially of light and heat). 2. Any structure presenting the appearance of radiating lines. **auditory r.** A bundle of fibers in the posterior part of the internal capsule constituting the final neurons in the auditory path. They arise from the thalamus and posterior corpora quadrigemina to terminate in the temporal lobe, superior gyrus. **optic r's**, **optic r.** A bundle of nerve fibers in the posterior part of the internal capsule. They constitute the secondary neurons of the optic path. They are derived from the external geniculate bodies, the anterior corpora quadrigemina, and the thalamus (pulvinar), and radiate into the occipital lobes. **thalamic r's**. Of Spitzka, certain tracts of fibers which radiate into the hemisphere from the optic thalamus. [Lat., *radiatio*.]

radical (rad'ik-al). 1. Pertaining to a root. 2. Springing from the root or from a rootlike portion of the stem. 3. Concerned with the root, origin, or essence; reaching to the root, thorough; curative as opposed to palliative. 4. Of an operation, one which removes thoroughly every trace of diseased tissue or the whole of an organ or organs. [Lat., *radicalis*, from *radix*, a root.]

radicle (rad'ik-l). 1. A minute initial portion of a fiber, nerve, or vein. 2. A group of atoms which goes into and out of combination without change, and which

determines the character of a molecule. **acid r.** See under *acid*. **alcohol r.** A r. which, when it replaces half the hydrogen in one or more molecules of water, forms an alcohol. **electronegative r.** In the dualistic theory of salts, the non-metallic component of a salt, which in electrolysis is evolved at the positive pole. **Acid r's** are electronegative. **electropositive r.** In the dualistic theory of salts, that constituent of the salt which, in electrolysis, is evolved at the negative pole, and which consists either of a metal or of a group of atoms which go into and out of combination like a metal. **Alkali r's** are electropositive. **negative r.** See *electronegative r.* **positive r.** See *electropositive r.* [Lat., *radicula*.]

radicular (rad-ik'u-lar). Pertaining to a radicle.

radiculitis (rad-ik-u-li'tis). Inflammation of the nerve roots. [Lat., *radix*, root, + Gr., *itis*, inflammation.]

radio-. Combining form of Lat., *radius*, a staff, spoke, or ray.

radio-active (ra-di-o-ak'tiv). Having the property of emitting radium rays.

radiodermatitis (ra'de-o-der-mat-i'tis). Dermatitis caused by some radio-active agent.

radiodiagnosis (ra'de-o-di-ag-no'sis). Diagnosis by means of Röntgen ray examination.

radiograph (ra'de-o-graf). A Röntgen ray picture. Same as *skiagraph*. [Lat., *radius*, a ray, + Gr., *graphein*, to portray.]

radiotherapy (ra-de-o-ther'ap-e). The therapeutic employment of a radio-active agent. [Lat., *radius*, ray, + Gr., *therapeia*, cure.]

radium (ra'de-um). A substance contained in minute quantities in pitchblende and in other minerals, capable of emitting rays or particles (α , β , γ) due to the disintegration of the molecule, which perhaps have therapeutic properties. The metal has properties which resemble barium. Atomic weight, 225. Symbol, Ra. Used only in the form of its salts, the emanations of which are employed in the treatment of lupus, epithelioma, and other affections.

radius (ra'de-us). 1. A ray of light, heat, or the like. 2. The semidiameter of a circle or of a sphere. 3. That bone of the forearm which, when the forearm is supinated, lies laterally. It articulates with the ulna and humerus above and with the ulna and carpus below. **auricular radii**. Lines at right angles to a line passing through the auricular points. **medullary radii**. The bundles of straight uriniferous tubules originating from one main trunk and extending from the medullary nearly to the surface of the cortical portion of the kidney. **r. fixus**. A line drawn from the inion to the punctum alae vomeris. **radii lentis**. Lines radiating from the poles of the crystalline lens, which indicate the sutures of the fibers or the points where

the ends of these fibers meet. [Lat., *radix*, rod, staff.]

ra'dix. A root. **r. accessoria sphenopalatina ganglii ciliaris**. An accessory branch of the ciliary ganglion running to the sphenopalatine ganglion. **r. brevis ganglii ciliaris**. A branch of the oculomotor nerve running to the ciliary ganglion. **r. brevis ganglii submaxillaris**. The immediate or mediate branches of the lingual nerve running to the submaxillary ganglion. **r. dentis**. The root of a tooth. **r. epiglottidis**. The constricted, attached part of the epiglottis. **radices fornicis**. The pillars of the fornix. **r. gangliosa**. The sensory root of the trigeminal nerve. **r. media ganglii ciliaris**. The branch of the ciliary ganglion made up of fibers from the internal carotid plexus. **r. media nervi olfactorii**. The middle root of the olfactory nerve. **r. mesenterii**. The root of the mesentery. **r. minor trigemini**. The motor root of the trigeminal nerve. **r. motoria ganglii otici**. The portion of the otic ganglion derived from the inframaxillary nerve. **r. motoria ganglii submaxillaris**. A branch of the chorda tympani running to the submaxillary ganglion. **r. nasi**. The root of the nose. **r. nervi optici**. The optic tract. **r. olfactoria grisea**. The middle root of the olfactory nerve. **r. olfactoria superior**. A bundle of fibers which arises from the apex of the caruncula mamillaris and aids in forming the olfactory nerve. **r. processus spinosa**. The broader, anterior part of a spinous process of a vertebra. **r. pulmonis**. The root of a lung. **radices sensitivae ganglii otici**. Branches of the glossopharyngeal nerve running to the otic ganglion. **radices sensitivae ganglii sphenopalatini**. The sphenopalatine nerves. **radices sympathicae ganglii otici**. The fibers uniting the otic ganglion with the sympathetic plexus upon the middle meningeal artery. **radices sympathicae ganglii submaxillaris**. Fibers uniting the submaxillary ganglion with the sympathetic plexus upon the external maxillary artery. **r. unguis**. The root of a nail. **r. vestibularis**. The anterior root of the auditory nerve. [Lat., *radix*, root.]

raffinose (raf'in-ōs). A carbohydrate, $C_{18}H_{32}O_{16} + 5H_2O$. A trisaccharid consisting of gelatin, glucose, and fructose in combination with each other.

rail'way spine. A traumatic neurosis following a railroad accident.

Rainey's corpuscle. See *psorospermia*. **râle** (rah'l). A rattle: adventitious respiratory sounds which are heard on auscultation. They are always pathological. They are of two kinds: moist and dry, according as there is fluid in the air passages or not and are designated according as they are located in the larynx, trachea, larger or smaller bronchi; the air cells or the pleural cavity. **bronchial r.** A r. occurring in the bronchial tubes. **bubbling r.** See *mucous r.*

cavernous r. A metallic gurgling sound heard over a cavity or over a dilated bronchus. **consonating r.** An explosion of small r's occurring with a cough or at the end of strong inspiration. **crepitant r.** A fine, dry, crackling sound, heard only in inspiration and sometimes only in the latter part of it; said by Flint to be "almost pathognomonic of pneumonia." It is produced in the bronchioles and the air vesicles. **dry crackling r.** A succession of short sharp sounds. **dry r.** A r. produced, for the most part, by the vibration of thick mucus in the larger bronchi. **friction r.** The r. produced by the rubbing together of two serous surfaces. **hissing r.** A sibilant, high-pitched r. **in-thoracic r.** A r. produced within the thorax. **laryngeal r.** A r. produced in the larynx. **metallic r.** A r. having a metallic sound produced by the bursting of bubbles in large pulmonary excavations or in pneumothoracic cavities occupied by a certain quantity of fluid. [Guttman.] **moist bronchial r.** See *mucous r.* **moist r.** The sound produced by the passage of air through air tubes containing fluid. **mucous r.** Of Laennec, the sound produced by the bursting of small, slightly viscid bubbles in the air passages. **piping r.** A sibilant r. having a piping sound. **pleural r.** A term sometimes applied to pleural friction sounds. **sibilant r.** A dry, high-pitched r., produced by a narrowing in a small bronchial tube. **small bubbling r.** See *subcrepitant r.* **snoring r., sonorous r.** A low-pitched, musical r. **subcrepitant r., submucous r.** A fine, moist, bubbling sound, heard in inspiration or expiration or both. It may be associated with a crepitant r. and is produced in the bronchial tubes of small caliber. **tracheal r.** A r. which seems to be produced in the larynx or trachea. **vesicular r.** See *crepitant r.* **whistling r.** See *sibilant r.* [Fr., *râle*, rattle.]

Rameau's cardiac formula. A f. assumed to show the relation between the number of cardiac pulsations in two persons: $n \sqrt{d} = n' \sqrt{d'}$, in which n = the number of pulsations in a given individual; d = his height; n' = the number of pulsations in the second individual; and d' his height.

ramex (ra'meks). A hernia. [Lat.]

ramification (ram-if-ik-a'shun). A branching, as of vessels or of nerves. [Lat., *ramus*, a branch, + *facere*, to make.]

Rams'den's ocular. A positive ocular formerly much used for micrometry, consisting of two planoconvex lenses with the convex surfaces facing, and very close together.

ra'mus. See *branch*. **ascending r. of the ischium**. The portion included between its tuberosity and the acetabulum. **ascending r. of the pubic bone**. See *horizontal r. of the pubic bone*. **descending r. of the ischium**. The portion forming the posterior boundary of

the obturator foramen. **descending r. of the pubic bone.** The portion that passes downward and outward from the body of the bone to articulate with the ischium. **horizontal r. of the pubic bone.** The portion that passes backward and outward from the body of the bone to the acetabulum. **ischiopubic rami.**

The descending rami of the ischium and pubic bone regarded as one. **rami accelerantes.** Accelerator nerves. **r. acetabuli.** A branch of the internal circumflex artery of the thigh that supplies the hip joint. **rami alares.**

Branches of the lateral nasal artery running to the nasal pinnae. **r. anastomoticus.** The communicating branch by which an anastomosis is established. **rami anteriores nervorum spinalium.** The anterior branches of the spinal nerves. **r. communicans anterior.**

The anterior communicating artery of the brain. **r. communicans medullae spinalis.** A branch of the spinal nerve that connects it with the sympathetic nerve. **r. communicans posterior.**

The posterior communicating artery of the brain. **rami communicantes noni.** Nerves that pass from the descending branch of the hypoglossal nerve to the branch between the second and third cervical nerves. **r. descendens.** 1. The descendens noni nerve. 2. The inferior division of the inferior maxillary nerve. **rami emisarii.** Branches of the anterior spinal plexuses which pass out through the intervertebral and anterior sacral foramina. **rami intestinales.**

Branches of the cerebrospinal nerves distributed to the abdominal viscera. **rami linguales (nervi glossopharyngei).** The terminal branches of the glossopharyngeal nerve. **rami marginales.** The branches of the palpebral arteries which aid in forming the arcus tarsei. **rami musculares.** Unnamed branches of nerves or blood vessels supplying the muscles. **r. nutriens.** A nutrient artery of a bone. **rami ventrales.** The branches of the intercostal arteries running to the intercostal muscles and to the ribs.

ranine (ra'nin). Relating to the part of the tongue liable to be affected with ranula. [Lat., *rana*, a frog.]

ranula (ran'u-lah). A cyst connected with the duct of the sublingual salivary gland or any cystic tumor of the under surface of the tongue or of the floor of the mouth. **r. pancreatica.** A cystic condition of the pancreas from obstruction of the ducts. [Lat., dim. of *rana*, a frog.]

Ranunculus (ran-un'ku-lus). The typical genus of the *Ranunculaceae*, the crow-foot or buttercup family which furnishes numerous drugs, many of which are poisonous. [Lat., dim. of *rana*, a frog.]

rape. In law, copulation with a woman by force or intimidation and against her will. [Lat., *rapere*, to seize or snatch.]

raphania (raf-a'ne-ah). Poisoning by the black radish (*Rhaphanus niger*), also

by strawberries or by ergot (see *ergotism*). **r. maisitica.** Pellagra; so called because supposed to be due to the use of damaged maize as food. [Gr., *raphanos*, the radish.]

raphe, rhapshe (ra'fe). 1. Literally, a seam; hence (its ordinary meaning) a line projecting above the surrounding surface like a seam, especially the line that marks the junction of the two lateral halves of the scrotum. 2. In anatomy and surgery, a suture. 3. In botany, the portion of the funiculus which becomes adnate to the body of the ovule in seeds.

palatine r. A narrow ridge of mucous membrane in the middle line of the palate. **perineal r.** A slightly elevated ridge of the integument sometimes found in the middle line of the perineum. **r. exterior.** The stria longitudinalis medialis. **r. inferior corporis callosi.**

The r. on the inferior surface of the corpus callosum. **r. of the penis.** A prolongation of the r. of the scrotum forward upon the penis. **r. of the pharynx.** The streak of connective tissue in the middle line of the posterior wall of the pharynx. **r. of the scrotum.**

A ridge of the integument of the scrotum which divides it into two lateral halves and is continuous behind with the r. of the perineum. **r. of the tongue.** A median furrow on the dorsum of the tongue. It sometimes ends posteriorly in a closed depression, the foramen cecum of Morgagni. **r. postoblongata.** The posterior median fissure of the medulla oblongata. **r. superior corporis callosi.**

The median longitudinal furrow on the upper surface of the corpus callosum. [Gr., *raphe*, a seam.]

Raphia (ra'fia). A genus of palms.

raphidiospore (ra-fid'e-o-spör). A needle-shaped spore.

rarefacient (rar-e-fa'shunt). 1. Causing rarefaction. 2. Diaphoretic.

rarefaction (rar-e-fak'shun). 1. The act or process of rendering anything less dense. 2. Diaphoresis. **r. of bone.** The attenuation of bone from atrophy or inflammation. [Lat., *rarefacere*, to make thin.]

rash. A superficial eruption of the skin, usually inflammatory; an exanthem. **wandering r.** Syn. for *transitory plaques of the tongue*. [Lat., *radere*, to scrape.]

raspatory (ras'pa-to-re). An instrument for scraping, especially for detaching the periosteum from bone. [Lat., *raspatorium*.]

ratany (rat'an-e). Syn.: *krameria* [U. S. Ph.]. The root of *Krameria triandra*. *Krameria arguta*, or *Krameria ixina*. It is a tonic and astringent, especially the cortical portion of it. [Pg., *ratanhia*.]

rats'bane. White arsenic, which is commonly used for rat poison.

rat'tle. See *râle*. **death r.** A gurgling sound heard in the trachea of a dying person.

raucous (raw'kus). Hoarse. [Lat., *raucus*.]

rav'ish. To commit rape upon a woman

or girl. To carry away; to remove by force. [Fr., *raviss*, lengthened stem of *ravir*, to seize, take away.]

ray. A radiating line, especially a line of light. **actinic r's.** Solar r's that produce chemical transformations. **Becquerel's r's.** R's of light given out by uranium salts after exposure to the sun. They may cause inflammation when applied to the body. **bipolar r's.** R's leading from one center of radiation to another, as in the amphister of an ovum. **cathode r's.** R's resembling Röntgen's rays, sent out as particles from the cathode in discharges through the vacuum. They consist of five electrons negatively charged. **chemical r's.** See *actinic r's*. **medullary r's.** See *medullary radii*, under *radius*. **polar r's.** See *unipolar filaments*, under *filament*. **r. fungus.** See *Actinomyces*. **Röntgen r's, x-r's.** See under *Röntgen*. [Lat., *radius*, spoke.]

Raynaud's disease. A general nervous disease, specially characterized by local disorders of the circulation of the skin, affecting the extremities, and attended with severe pain, together with symmetrical gangrene of the ends of the fingers, toes, nose, ears, etc. [Maurice Raynaud, Paris physician, 1834-1881.]

Rb. Chemical symbol for the element rubidium.

re-. Prefix of Lat. origin with the general sense of back or again.

reaction (re-ak'shun). 1. An action or motion resulting from and opposed to another action or motion. In Newton's third law of motion, the word *r.* designates the effect produced upon a moving body by its own motion as distinguished from "action," the effect which it produces upon other bodies. The word hence denotes mutual action, interaction. 2. In chemistry, a physical phenomenon occurring on the application of a chemical test, and hence indicative of the possession of a special chemical property; also, a physical phenomenon indicative of a change in the chemical state of a body; hence the change of state itself, whether this is brought about by the molecular interaction of two or more substances or the application of a physical force. 3. In electrophysiology, a physical phenomenon occurring upon the application of electricity and indicating therefore the possession of certain electrical properties or some change in electrical condition. 4. In psycho-analysis the psychical response to an emotional situation. 5. The process of recovery from "shock." 6. The development of fever as the result of an injury, a surgical operation, or the like. **acid r.** 1. The reddening of blue litmus paper to test the presence of acids. **Adamkiewicz's r.** See *Adamkiewicz-Hopkins r.* **agglutination r.** See *Widal's agglutination r.*, under *Widal*. **alkaline r.** A *r.* indicative of alkaline properties, such as the turning of red litmus paper blue by an alkali. **amphicroitic r., amphigenous r., amphoteric r., amphoterous r.** A combination of acid and

alkaline *r.* shown under certain conditions, when substances stain red litmus paper blue and blue litmus paper red. **biuret r.** A *r.* by which a trace of a solution of copper sulphate and an excess of caustic soda produces a reddish or deep violet color when brought into the presence of biuret, of proteins, of their first decomposition products, the proteoses and peptones. **chemical r.** See *r.* (2d def.). **diazo-r.** The dark red *r.* obtained with certain pathological urines when treated with Ehrlich's reagent, which is diazobenzenesulphuric acid. **Ehrlich's r.** See *diazo-r.* **electrical r.** See *r.* (3d def.). **fixation r.** The fixation of the complement. See *complement deviation*, under *complement*. **furfurol r.** See under *furfurol*. **galvanic r.** See *r.* (3d def.). **galvanotropic r.** A phenomenon observed by L. Hermann in small aquatic animals placed in a vessel through which a galvanic current is made to pass. After a few violent movements they place themselves in the direction of the galvanic current, with the head directed toward the anode, and remain motionless while the current is passing. **Gerhardt's r.** See *Gerhardt*. **Gmelin's r.** See under *Gmelin*. **group r.** "A reaction with an antibody (usually an agglutinin) which is common to several species of bacteria, forming a well-defined group, as the intestinal group" [Emory]. **Gubler's r.** See *Gubler*. **Gunning-Lieben's r.** See under *Gunning*. **hemioptic pupillary r.** Of Wernicke, a *r.* observed in hemiopia in which light thrown on the blind side of the retina produces contraction of the pupil, if the cerebral lesion is posterior to the pupillary center and an absence of reaction if the lesion is anterior to those centers, but, thrown on the normal side of the retina, produces binocular contraction of the pupil. **Hueppert's r.** See *Hueppert*. **hydrochloric acid r.** The assumption of a violet color by albuminoids when boiled with crude fuming hydrochloric acid. **Koch's r.** See *tuberculin r.* **Koler r.** See *Adamkiewicz's r.* **Krause's r.** See *Krause*. **Lieben's acetone r.** See *Lieben*. **Liebermann's r.** See *Liebermann-Burchar'd's r.* for *cholesterin*. See *Liebermann*. **lignin r.** See under *lignin*. **Malot's r.** See *Malot*. **Millon's r.** See *Millon*. **myotonic r.** A *r.* observed in Thomsen's disease, in which the faradic excitability is increased quantitatively and qualitatively. **neutral r.** A *r.* indicative of the absence of both of two opposite positive qualities; usually of the absence of both acidity and alkalinity. **ninhydrin r.** The blue color given by amino acids or their compounds when their solutions are boiled with a few drops of ninhydrin (triketohydrindene). **Noguchi's r.** See *Noguchi*. **Obermuller's cholesterin r.** See *Obermuller*. **Pfeiffer's r.** See *Pfeiffer*. **r. clump.** The agglutination of bacilli by means of agglutinative serum. **r., Ehrlich's, for**

diazo-bodies in urine; see in *appendix*, page 894. **r. of degeneration**. The electrical r. indicative of degenerative changes in a nerve. It consists in a rapid loss of the galvanic and faradic irritability of the muscles supplied by it, while the galvanic irritability of the muscles increases and remains exalted for a number of months (until muscular atrophy supervenes). During this condition the anodal closing contraction may be obtained with less than the cathodic closing contraction, contrary to the normal sequence. **r. of stool, how to determine**; see in *appendix*, page 907. **r., Schmidt's, to determine presence of hydrobilirubin**; see in *appendix*, page 907, 908. **r. time**. The time which elapses between the conscious reception of a stimulus and the emission of a consequent motor response. **reversible r's**. Chemical r's which are reversible, depending upon various conditions, such as temperature, amounts of the various reagents used, etc. The best example is the esterification of acetic acid with ethyl alcohol, $\text{CH}_3\text{COOH} + \text{CH}_3\text{CH}_2\text{OH} \rightleftharpoons \text{CH}_3\text{COOCH}_2\text{CH}_3 + \text{H}_2\text{O}$. By increasing the quantities of the substances on one side of the equation, we force the reaction to the other side. **Smith's r**. See *anaphylaxis*. **tryptophan r**. The pink or purple color r. obtained by treating tryptophan in weak acetic acid with elementary bromin. The r. is not given when a hydrogen of the NH_2 group is replaced by an amido-acid group, as in glycytryptophan. **tuberculin r**. The febrile response of a tuberculous subject to the injection of tuberculin. **tuberculin skin r**. The local inflammatory response when tuberculin is applied to the skin denuded of its epithelium in a tuberculous subject. **von Pirquet's r**. See under *Pirquet*. **Wassermann r**. See *Wassermann*. **Widal's agglutination r**. See *Widal*. **xanthoproteic r**. A reaction seen on adding strong nitric acid and then ammonia to a solution containing a proteid. A characteristic orange color results. [Lat., *reactio*.]

reactivate (re-ak'tiv-ät). To restore inactive immune serum to activity.

reactivation (re-ak-tiv-a'shuun). The addition of complement to an inactive serum, thus restoring its cytolytic properties.

reagent (re-a'jent). In chemistry, any body, of known properties, brought into contact with other bodies for the purpose of observing the phenomena which ensue. **general r**. A r. that serves to determine the group of substances to which a body under test belongs, without indicating what member of the group it is. **special r**. A r. capable of indicating the presence of an individual body, and not merely of a body of a certain group. For reagents having individual names, see under those names. [Lat., *re*, again, + *agere*, to act.]

realgar (re-al-gar'). See *arsenic disulphid*,

under *arsenic*. [Arabic, *rahj al-gahr*, powder of the mine.]

reaper's keratitis. See under *keratitis*.

Réaumur's thermom'eter (ra-o-mür'). A thermometer the zero point of which is the temperature of melting ice, the boiling point of water at sea-level being 80°. [René Antoine Ferschault de Réaumur, French physicist, 1683-1757.]

Recam'ier's caust'ic. A solution of 1 part of chlorid of gold in 100 parts of nitrohydrochloric acid.

receiver (re-se'ver). In an air pump, the vessel in which the vacuum is produced.

receptaculum (re-sep-tak'u-lum). A vessel or place into which something is received or in which something is contained.

r. chyli. A dilatation of the thoracic duct opposite the first lumbar or last dorsal vertebra. **r. seminis**. The posterior culdesac of the vagina, from its supposed function as a special receptacle for the semen in the act of copulation. [Lat., *re*, again, + *capere*, to take.]

receptor (re-sep'tor). A molecular group in various cells having a special affinity for toxins, amboceptors, and other similar substances. See *Ehrlich's theory*. [Lat., *re*, back, + *capere*, to take.]

recess (re-ses'). A depression or cavity. [Lat., *re*, back, + *cedere*, to go.]

recession (re-sesh'un). Hidden, concealed. In the mendelian theory of heredity, those inherited characteristics which are not apparent in the individual but may be transmitted and appear in the progeny. [Lat., *recessus*, a cavity, a recess.]

recessive (re-ses'iv). A type of heredity described by Mendel wherein two simple characters coming together transmit the repressed character.

recessus (re-ses'us). See *recess*. **r. cochlearis**. A slight depression between the two diverging ridges into which the crista vestibuli divides. **r. conarii**.

A small cavity at the base of the pineal gland, included between the lamina conarii and lamina pedunculorum. **r. hemisphericus**. An oval depression in the roof of the wall of the vestibule behind the crista vestibuli. **r. hemisphericus**.

A small roundish depression in the inner wall of the vestibule of the ear, in front of the crista vestibuli, perforated for the transmission of branches of the auditory nerve. **r. infundibuli**. The depression in the floor of the third ventricle which forms the cavity of the infundibulum. **r. intercruialis**. The interpeduncular space. **r. labyrinthi**. A fetal structure corresponding to the aqueduct of the vestibule of the ear. See *fossula sulciformis*. **r. nasopalatinus**.

The nasal opening of the nasopalatine canal. **r. occipitalis**. Posterior horn of lateral ventricle. **r. peritonei**. Pouch-like processes formed by peritoneum. **r. pharyngeus**. Blind pouchlike process of mucous membrane of pharynx below opening of eustachian tube.

recipe (res'ip-e). The 2d person sing. imperative of Lat., *recipere*, to take. See *prescription*.

reciprocal (re-sip'ro-kal). Having an interchangeable character. **r. innervation.** A term applied by Sherrington to designate the relationship existing between the flexor and extensor motor centers of the spinal cord, so that when one is stimulated, the other is inhibited.

reciprocity table, etc. See in *appendix*, pages 936, 937.

Recklinghausen's disease (rek'ling-how-sen). Multiple neurofibroma.

recomposition (re-kom-po-sish'on). The reconstitution of a decomposed chemical compound.

reconstituent (re-kon-stit'u-ent). Serving to promote reconstitution.

reconstitution (re-kon-sti-tu'shon). Continuous repair or renovation of decaying tissues.

recrement (re'kre-ment). 1. A fluid which after its secretion has been resorbed in whole or in part. 2. Excrement. [Lat., *recrementum*.]

recrudescence (re-kru-des'ens). A return of acute conditions in a disease after a decline or intermission. [Lat., *recrudescencia*.]

recrudescent (re-kru-des'sent). Showing recrudescence.

recrystallization (re''kris-tal-i-za'shun). The act or process of crystallizing a second time.

rectification (rek-tif-ik-a'shun). 1. The act or process of setting anything straight or in the proper position. 2. The process of purifying liquors by repeated distillation. [Lat., *rectificatio*.]

rectified (rek'tif-id). Subjected to rectification (2d def.), and often also specially flavored. [Lat., *rectificatus*.]

recto-. Combining form of Lat., *rectum*, rectum, n. of *rectus*, straight.

rectocele (rek'to-sel). A forward protrusion of the rectal wall into the vagina. [Lat., *rectum*, + Gr., *kele*, a tumor.]

rectococcygeus (rek-to-kok'si-je-us). See *table of muscles*, under *muscle*.

rectoscope (rek'to-sköp). See *proctoscope*. [Lat., *rectum*, + Gr., *skochein*, to examine.]

recto-uterine hematocele. See *pelvic hematocele*, under *hematocele*.

recto-uterine pouch. Syn.: *excavatio Douglasii*. See under *pouch*.

rectovesical pouch. Syn.: *excavatio rectovesicalis*. See under *pouch*.

rectum (rek'tum). The portion of the large intestine extending from the sigmoid flexure to the anus. It passes from opposite the left sacro-iliac synchondrosis, from left to right, to about the middle of the sacrum, whence it descends in the middle line to the anus. It is partially invested by the peritoneum (see *meso-rectum*), and has an external layer of longitudinal muscular fibers, beneath which are circular fibers (see *sphincter ani internum*, in *table of muscles*, under *muscle*) and an inner coat of mucous membrane united to the muscular layers by connective tissue. The mucous membrane is covered with columnar epithelium and raised into crescentic

longitudinal folds. [Lat., *rectus*, straight.]

rectus (rek'tus). Any straight muscle. See *table of muscles*, under *muscle*. [Lat., *regere*, to direct.]

recuperation (re-ku-per-a'shun). Return to health after illness or loss of normal vigor. [Lat., *recuperatio*.]

recurrent (re-kur'rent). Of a disease, occurring again after having subsided. [Lat., *recurrens*, from *recurrere*, to run back.]

red. Of a color resembling that of blood; as a n., such a color or a substance possessing it. **congo r.** A coloring matter which is colored blue by free acids, and thus forms a very delicate test for them.

indigo r. A coloring matter, $C_{16}H_{10}N_2O_2$, isomeric with indigotin. **neutral r.** An anilin dye used in culture media for detecting the presence of intestinal bacteria. **r. bone marrow.** Marrow consisting of more than 90 per cent. fat, of which about one-third is lecithin. It also contains about 1 per cent. of iron.

r. induration. Induration due to chronic passive congestion. **r. infarction.** An infarct containing many red blood corpuscles. **r. milk.** See under *milk*. **retinal r., visual r.** See *visual purple*, under *purple*. [Ang.-Sax., *redd*.]

red gum. 1. Eucalyptus gum, eucalyptus kino, exuding from the bark of several species of *Eucalyptus*. It is astringent. 2. See *miliaria rubra*, under *miliaria*.

redintegration (red-in-te-gra'shun). Restoration, renewal. [Lat., *redintegrare*, to renew.]

red pop'py pe'tals. The fresh petals of *Papaver rhoeas*. [Lat., *rhoeados petala*, Br. Ph.]

red saun'ders. See *santalum rubrum*, under *santalum*.

reduce (re-düs'). To perform the process of reduction.

reduced (re-düst'). Lessened in number or amount. In chemistry, having undergone the subtraction of oxygen or the addition of hydrogen. **r. hemoglobin.** Hemoglobin free from oxygen. **r. schematic eye (of Lister).** A hypothetical eye with a single refractive surface, having the same refractive power as the normal eye with its series of refractive surfaces.

reducin (re-du'sin). A leukomoin, $C_{12}H_{24}N_6O_6$, from urochrome.

reductase (re-duk'täs). An enzyme found in tissue which has a reducing action.

reduction (re-duk'shun). 1. The action of bringing to or from a previous state, condition or belief; restoration. 2. In chemistry, the process of adding hydrogen to some chemical compound or of extracting oxygen, chlorine, or other elements combined with some metal. [Lat., *reductio*, from *reducere*, to bring back.]

reduplication (re-du-pli-ka'shun). A doubling; of a heart sound, its division.

refined (re-find'). Purified.

reflection (re-flek'shun). 1. A turning or bending back, especially the turning back of a ray of light, etc. See *angle of r.*

under *angle*. 2. A turning back or turning aside of a structure, as of a flap; also that point of the structure at which the folding takes place. [Lat., *reflexio*.]

reflector (re-flek'tor). 1. See *mirror*. 2. A muscle the action of which is to turn a part back. **forehead r.** See *head mirror*, under *mirror*. [Lat., *reflectere*, to bend back.]

reflex (re'fleks). The term used to express the fact that when a sensory nerve is stimulated, the nerve impulse, on reaching the nerve center, is returned (reflected) through an efferent nerve to the periphery; as a noun, a r. action, movement, secretion, etc. **abdominal r.** A r. contraction of the abdominal muscles, resulting from stimulation of the skin over them. **auditory r.** R. irritation (such as respiratory spasm) caused by excitation of the auditory nerve. **Babinski's r.** See *Babinski*. **biceps r.** A r. elicited by striking the biceps tendon at the bend of the elbow. **bone r.** A r. muscular contraction caused by blows over a bone. **Cheyne-Stokes r.** A type of respiration seen in exhaustion of the pneumogastric nucleus, in which the breathing movements rapidly accelerate and deepen, then stop and repeat this peculiar rhythm. **chin r.** A sudden elevation of the lower jaw immediately following a blow on the lower teeth or on the chin. **choking r.** See *pharyngeal r.* **ciliospinal r.** Dilatation of the pupil produced by irritating the skin of the neck on the same side. **corneomandibular r.** A r. by which the lower jaw moves toward the side opposite the eye tested when the cornea is lightly touched, the mouth being slightly open. **cremasteric r., cremaster r.** A raising of the testicle when the skin on the front and inner side of the corresponding thigh is stimulated; best marked in young children. **crossed r.** A r. manifested on the opposite side of the body from that in which the original impulse took place (e. g., the contraction of the right hind leg of a frog caused by irritation of the left eye after the brain is removed). **cutaneous r.** A r. excited by stimulation of the skin. **deep reflexes.** Reflexes from stimulation of sensory parts lying beneath the skin, e. g., the muscles, tendons, and joints. **epigastric r.** A r. muscular contraction producing a dimpling in the epigastric region; elicited by applying a stimulant to the skin over the sixth rib. **fascial r.** A r. produced by a sudden tap over a fascia. **genital r.** R. irritation due to any abnormality of the genital organs. **gluteal r.** A contraction of the gluteal muscles caused by irritating the overlying skin. **guttural r.** A r. observed in certain cases of disease of the genitalia in women, in which the patient has a desire to spit but can not. **infraspinatus r.** The r. by which outward rotation of the arm and straightening of the elbow are produced on tapping a spot over the scapula on a line bisecting the angle formed by the spine of the

bone and its inner border. **interscapular r.** A r. contraction of the scapular group of muscles resulting from stimulation of the skin over the interscapular region. **knee r.** See *knee-jerk*, under *jerk*. **light r.** A narrow circular spot of light, seen reflected from the retina with the retinoscopic (skiascopic) mirror. The direction of the movements of this spot with reference to the movements of the mirror are used in determining the refractive condition of the eye. **muscle r.** See *tendon r.* **nasal r.** See *pathological nasal r.* **oblique r.** Of Geigel, a contraction of the lower fibers of the internal oblique muscle, just above Poupert's ligament, on sharply stimulating the skin over the upper and inner part of the thigh in women; there is no retraction of the labium. **patellar r.** Syn.: *knee-jerk*, *knee phenomenon*, *knee clonus*. Spasmodic contraction of the quadriceps femoris (see *knee-jerk*, under *jerk*). **pathological nasal r.** Any neurosis resulting from a morbid state of the nasal mucous membrane. **periosteal r.** See *bone r.* **pharyngeal r.** Retching caused by tickling the pharyngeal mucous membrane; frequently absent in hysteria and bulbar paralysis. **plantar r.** Flexion of the toes elicited by stroking the sole of the foot; absent or replaced by extension in certain morbid conditions. **r. tone.** See *reflex tonus*, under *tonus*. **scapular r.** Contraction of the scapular muscles produced by stimulation of the overlying skin. **scapulohumeral r.** Adduction and slight outward rotation of the arm elicited by tapping upon the inner border of the scapula; said to be impaired in muscular dystrophies and exaggerated in hemiparesis and cerebral hemiplegia. **superficial r.** See *cutaneous r.* **tendo Achillis r.** See *ankle clonus*, under *clonus*. **tendon r.** The r. contraction of a muscle (or group of muscles) resulting from a sudden blow on its tendon. See *knee-jerk*, under *jerk*. **too r.** A r. elicited by grasping the great toe of a patient lying on his back with extended legs, and flexing it strongly. There immediately follows involuntary flexion of the foot, then of the leg, and lastly of the thigh. It is only met with in patients in whom the knee-jerk, ankle clonus, and other tendon r's are highly developed. **triceps r.** Contraction of the triceps extensor cubiti elicited by striking its tendon when the forearm hangs downward with the arm at right angles to the trunk. **vagus r.** Supersensitiveness to pressure over the course of the vagus, usually observed on the side of the affected lung in phthisical subjects. **virile r.** A r. retraction of the bulbocavernous portion of the penis elicited by pulling the organ toward the umbilicus and sharply percussing its urethral or lateral aspect near the perineum; said to be present in healthy adults. [Lat., *reflectere*, to turn back.]

reflux (re'fluks). A return flow. [Lat., *refluxus*, from *refluere*, to flow back.]

refraction (re-frak'shun). Deflection from a straight course; especially the change of direction of rays of light, heat, and sound in passing from one medium to another of different density, or through a medium the density of which is not uniform. See *angle of r.*, under *angle*, and *refractive index*, under *index*. **double r.** The breaking up of a ray of light into two rays, which proceed in different directions on emerging from the medium (such as Iceland spar) which produces this bifurcation. **r. equivalent.** A number expressing the product of the specific refractive power of a substance by the molecular weight of the latter. This number, when calculated for the different members of an homologous series of organic compounds, is found to vary according to more or less definite rules; and, its value being determined for the elementary bodies, its value for compounds can be deduced, at least in some instances. [Lat., *refrangere*, to break up.]

refractor (re-frak'tor). 1. An apparatus for producing refraction. 2. As improperly used, a person who "refracts" the eyes (i. e., examines them for errors of refraction).

refractory (re-frak'to-re). Stubborn; resisting treatment; especially resisting the action of heat, melting with great difficulty. **r. period.** The term used to designate the fact that in the muscle and nerve there is a short period after activity in which the tissue cannot be excited by stimuli. The phenomenon is exhibited most distinctly by heart-muscle. [Lat., *refractorius*.]

refrangibility (re-fran-ji-bil'it-e). Susceptibility to refraction.

refresh'. To denude of an epithelial covering for surgical purposes. [Old Fr., *refrescher*.]

refrigerant (re-trij'er-ant). Cooling; as a n., an agent that effects cooling. [Lat., *refrigerans*.]

regeneration (re-jen'er-a'shun). 1. A reparative process in which lost elements or attributes are renewed. 2. In chemistry, the process of obtaining from the end products or by-products of an operation a material which is employed in an earlier stage of the same operation. **pathological r.** A renewal of destroyed or injured tissues which takes place in conformity with a pathological instead of a physiological process. [Lat., *re*, again, + *generare*, to beget.]

regimen (rej'im-en). A systematic course, especially of eating and drinking, for preserving or restoring health. [Lat., *regimen*, guidance.]

region (re'jon). A certain definite space, more or less circumscribed. **auric r.** The r. about the aula. **central gray r.** The medullary substance of the cerebral hemisphere. **ciliary r.** 1. The zone of the eyeball which contains the ciliary body. 2. That portion of the lid that bears the cilia. **clavicular r.** The space about the clavicle. **costal r's.** The lateral aspects of the chest. **epigastric**

r. The portion of the anterior abdominal surface bounded by two vertical lines passing through the middle points of Poupart's ligaments, and by two horizontal lines touching respectively the lower margin of the sternum and the lowest part of the thorax. **gastic r.** The r. over the stomach. **gustatory r.** The tip, margins, and root of the tongue in the neighborhood of the circumvallate papillae, also the lateral parts of the soft palate and the anterior surface of the anterior pillars of the fauces. **hypochondriac r.** The r. that adjoins the epigastric r. laterally. **hypogastric r.** That r. of the abdominal surface bounded above by a horizontal line drawn through the anterior superior crests of the ilia, and on either side by vertical lines drawn through the middle points of Poupart's ligaments. **iliac r.** The r. external to the hypogastric r. **ilio-inguinal r.** The iliac r. and groin conjointly. **inferior sternal r.** The space bounded by that portion of the sternum which lies below the lower margin of the third costal cartilages. **infra-axillary r.** A triangular r. on the lateral wall of the chest, below the axilla, limited anteriorly by the edge of the pectoralis major, posteriorly by the latissimus dorsi. **infraclavicular r.** The r. lying between the lower border of the clavicle and the lower border of the third rib, and between the edge of the sternum and a vertical line from the acromial end of the clavicle to the spine of the pubes. **infrahyoid r.** The r. below the hyoid bone, between the sternocleidomastoidei and the sternum. **inframammary r.** The r. lying between a line drawn along the upper border of the xiphoid cartilage and the margin of the false ribs, and between the middle line of the xiphoid cartilage and a vertical line passing through the spine of the pubes. **infrascapular r.** The r. lying below a transverse line drawn from the angle of the scapula to the seventh dorsal vertebra and above the continuation of the lower boundary of the inframammary r. **infraspinous r.** The r. beneath the spine of the scapula. **inguinal r.** See *groin*. **interscapular r.** The r. lying between the scapulae. **ischio-rectal r.** The r. between the ischium and rectum. **jugal r.** The r. over the zygoma. **lumbar r.** The r. posterior to a vertical line through the middle point of Poupart's ligament, and extending vertically as far as the lumbar vertebrae. **mammary r.** The r. nearly square, bounded above by a line passing through the lower border of the third rib at its junction with the sternal cartilage, below by a line passing along the upper border of the xiphoid cartilage, externally by a vertical line to the spine of the pubes, and internally by the edge of the sternum. **middle cervical r.** The space bounded by the lower jaw, the anterior borders of the sternocleidomastoidei, and the sternum. **mylohyoid r.** See *mylohyoid triangle*, under *triangle*.

olfactory r. That portion of the nasal mucous membrane which corresponds to the ramifications of the olfactory nerve and is specially concerned with the sense of smell. **psychomotor r.** The r. of the higher cerebral centers; the cortex cerebri. **pterygomaxillary r.** The r. between the pterygoid process and the maxillary bone. **pubic r.** 1. The lower portion of the hypogastric r. 2. See *hypogastric r.* **pulmocardiatic r.** That r. of the thorax in which a portion of the left lung covers the heart. **pulmogastric r.** That r. in which the lower border of the left lung overlies the stomach. **pulmohepatic r.** That r. in which the lower border of the right lung overlies the liver. **respiratory r. of the nose.** All the lower part of the nasal passages through which there is a free passage of air during respiration. **sacral r.** The r. over the sacrum. **scapular r.** The r. overlying the scapula. **sternal r.** The r. overlying the sternum. **subauricular r.** The r. immediately below the ear. **subicular r.** The anterior extremity of the temporosphenoidal lobe. **submental r.** The space immediately beneath the chin. **subthalamie r.** The prolongation of the tegmentum beneath the posterior portion of the thalamus opticus. **superior r. (of the skull).** The r. extending from the supra-orbital ridge in front to the superior curved line of the occipital bone behind, and bounded laterally by the temporal lines. **superior sternal r.** That portion of the r. overlying the sternum which is above the lower border of the third rib. **supraclavicular r.** The r. lying above the clavicle. **suprahyoid r.** The r. between the upper margin of the hyoid bone, the anterior borders of the sternocleidomastoidei, and the lower border of the inferior maxilla. **supraspinous r.** The r. bounded by the supraspinous fossae. **suprasternal r.** The r. bounded inferiorly by the notch of the sternum, and laterally by the sternomastoid muscles. **umbilical r.** The r. about the umbilicus, bounded above by a horizontal line connecting the cartilages of the ninth rib, below by a line joining the anterior superior crests of the two ilia, and laterally by vertical lines passing through the central points of Poupert's ligament. [Lat., *regio*, from *regere*, to direct.]

register (rej'is-ter). 1. An apparatus for registration. 2. The compass of a voice or of a musical instrument; also a subdivision of this compass, comprising a range of tones similarly produced and of the same character. [Lat., *registrum*.]

regression (re-gres'shun). Retrograde development; degeneration. [Lat., *regredi*, to go back.]

regressive. In psycho-analysis, a turning back of the libido to infantile interests.

regular (reg'u-lar). Conforming to rule or custom; of the pulse, rhythmical. [Lat., *regularis*, from *regula*, a rule.]

regulin (reg'u-lin). A proprietary mixture of agar-agar and cascara.

regulus (reg'u-lus). An old chemical term for several of the metals when separated by fusion from the ore and obtained in a pure state; particularly the metallic button formed at the bottom of the crucible in the process of assaying; also, in England, an impure mixture of sulphids of a metal obtained by fusion of the ore. [Lat., dim. of *rex*, king.]

regurgitation (re-gur-ji-ta'shun). A flowing backward or reflux, as of blood in cases of incompetent heart valves, or of food or liquid that has been swallowed. **aortic r., mitral r., tricuspid r.** The backward flow of blood through the aortic, mitral and tricuspid valves, due to their incomplete closure. [Lat., *re*, again, + *gurgitare*, to ingulf.]

Reichert's membrane. Syn.: *Bowman's layer*. The anterior layer of the cornea, situated immediately beneath the epithelial layer.

reimplantation (re'im-plan-ta'shun). The restoration of extracted teeth to their sockets. [Lat., *re*, again, + *implant*, to plant.]

reinfection (re-in-fek'shun). Infection after a previous infection of the same sort.

reinoculation (re-in-ok-u-la'shun). Inoculation after a previous inoculation of the same sort.

Reissner's membrane. A membrane which extends from the upper surface of the lamina spiralis ossea obliquely to the external walls of the cochlea, and thus divides the scala vestibuli into two divisions.

rejuvenescence (re-ju-ven-es'ens). 1. The renewal of youth; the property possessed by a protoplasmic cell of undergoing a rearrangement of its parts and taking on renewed activity. 2. Of Strasburger (1875), the complete development of cells. 3. The exhibition by cells of renewed activity in binary division, instead of their breaking up into spores after conjugation. [Lat., *rejuvenescentia*.]

relapse'. A return of a diseased condition. [Lat., *relapsus*, from *relabi*, to slide back.]

relaps'ing. Returning after having subsided.

relaxant (re-laks'ant). Relaxing, producing relaxation; laxative. [Lat., *relaxans*.]

Remak's fibers. Non-medullated nerve f's. **R.'s ganglion.** A g. in the tissue of the heart near the entrance of the superior vena cava. [Robert Remak, German anatomist, 1815-1865.]

remedial (re-me'de-al). Acting as a remedy.

remedy (rem'e-de). Any means employed to cure or mitigate disease. [Lat., *re*, again, + *mederi*, to heal.]

Remijia (re-mij'e-ah). A genus of tropical American cinchonaceous shrubs or small trees, which yield cuprea bark, from which quinin was formerly extracted.

remission (re-mish'un). That stage of a disease, especially a fever, in which its severer symptoms are abated. [Lat., *remissio*.]

- remittent** (re-mit'tent). Disappearing in part, but recurring periodically. [Lat., *remittens*.]
- re'nal**. Pertaining to the kidney. **r. function, how to determine**; see in *appendix*, page 895. [Lat., *renalis*, from *ren*, the kidney.]
- reniform** (ren'e-form). 1. Kidney-shaped. 2. Having the outline of the longitudinal section of a kidney. [Lat., *ren*, the kidney, + *forma*, form.]
- ren'net**. A ferment which coagulates milk, found in the fourth stomach of ruminants, and in general in the gastric and pancreatic secretions. See *abomasum* and *milk-curdling ferment*, under *ferment*.
- vegetable r.** The various coagulating rennets from different plants.
- ren'nin**. Syn.: *milk-curdling ferment*, *lab ferment*. 1. The rennet ferment of gastric juice which causes coagulation of milk. 2. Supposed internal secretion of the kidney, which causes a rise of blood pressure.
- repand'**. A term used in descriptive bacteriology meaning with an edge, like the border of an open umbrella. [Lat., *re*, back, + *pandus*, bent.]
- repercolation** (re'per-ko-la'shun). The successive application of the same percolating menstruum to fresh portions of the substance to be percolated.
- reposition** (re-po-sish'on). Replacement; restoration of a part to its normal position. [Lat., *repositio*, n. of action, from *reponere*, to replace.]
- repositor** (re-pos'it-or). An instrument used for replacement or readjustment of a part. [Lat., *repositorium*.]
- repression**. In psycho-analysis the unconscious control of primitive libido trends.
- reproduction** (re-pro-duc'shun). The process by which a species of organized beings is perpetuated by the formation of new individuals. See *generation*.
- asexual r.** R. without sexual congress.
- endogenous r.** The formation of new offspring within the body of the parent, especially the genesis of cells.
- merismatic r.** See *fission*.
- nutritive r.** A form of r. in which the exact character of preceding cells or organs is repeated.
- parthenogenic r.** See *parthenogenesis*.
- sexual r.** R. by the union of sexually distinct cells. [Lat., *re*, again, + *productio*, production.]
- repullulation** (re-pul-ul-a'shun). The return of a morbid growth. [Lat., *repullulare*, to sprout again.]
- repulsion** (re-pul'shun). The act or process of driving back; also the force exerted by one body on another which tends to cause their separation. See *attraction*.
- capillary r.** R. due to the forces which cause the movements of liquids in small tubes, or to analogous forces. [Lat., *re*, back, + *pellere*, to drive.]
- resalgin** (res-al'jin). A product of the action of potassium resorcylate on antipyrin.
- resection** (re-sek'shun). The act of cutting away, especially the articular surfaces or the ends of bones. [Lat., *re-*
- sectio*, n. of action from *resecare*, to cut off.]
- residual** (rez-id'u-al). Constituting a residue. [Lat., *residuus*.]
- residue** (rez'id-u). That which is left of a material after its subjection to a process, e. g., percolation. [Lat., *residuum*, from *re*, back, + *sidere*, to sit.]
- residuum** (re-zid'u-um). That which remains; a residue; a deposit or sediment. [Lat., *residuum*, from *residere*, to remain.]
- resiliency** (re-sil'e-en-se). Tendency to rebound or recoil; buoyancy, power of recovery. [Lat., *resilientia*, from *resilire*, to leap back.]
- res'in**. 1. An excretory product of various plants; an amorphous, more or less translucent, readily fusible substance, insoluble in water, mostly soluble in alcohol, ether, essential oils, or hot fixed oils, and combining with alkalis to form soaps. It is sometimes mixed with volatile oils, sometimes contains benzoic or cinnamic acids (see *balsam*), and sometimes contains mucilaginous matter (see *gun r.*, under *gun*). It is also obtained in a fossil state (see *amber* and *dammar*). 2. Rosin, colophony; of the U. S. Ph. and Br. Ph., the residue left after the distillation of oil of turpentine. It consists of the anhydrid, $C_{14}H_{22}O_4$, of abietic acid. It is used as a stimulant constituent of plasters and ointments.
- acaroid r.** A r. occurring as a spontaneous exudation on the leaves and in the stem of *Xanthorrhoea hastilis* and other species of *Xanthorrhoea*. It contains benzoic and cinnamic acids, and is used as a stimulating expectorant.
- Botany Bay r.** See *acaroid r.*
- Cayenne r.** See *caoutchouc*.
- cowdie r.**, **cowrie r.** See *dammar*.
- emplastrum resinae** [Br. Ph.]. Adhesive plaster (*emplastrum adhesivum*, U. S. Ph.). It consists of resin, lead plaster, and hard soap [Br. Ph.], or rubber petrolatum and lead plaster [U. S. Ph.].
- kauri r.** See *dammar*.
- pine r.** See *r.* (2d def.).
- r. ointment.** See *ceratum resinae*, under *resina*.
- r. plaster.** See *emplastrum resinae*, under *resina*. [Lat., *resina*.]
- resina** (res-e'nah). See *resin* (2d def.) [U. S. Ph., Br. Ph.].
- ceratum resinae**. Basilicon ointment; it consists of yellow wax, lard, and resin [U. S. Ph.].
- ceratum resinae compositum**. Deshler's salve; a compound of rosin, yellow wax (prepared suet, turpentine, and linseed oil) [U. S. Ph.].
- emplastrum resinae**. Rosin (or adhesive) plaster; made by adding powdered rosin to a mixture of lead plaster and yellow wax melted together [U. S. Ph.].
- unguentum resinae**. An ointment made of yellow wax, rosin, lard, and olive oil [Br. Ph.].
- resino-**. Combining form of *resin*.
- resinoid** (rez'in-oyd). 1. Resembling a resin. 2. A class of preparations obtained by precipitating alcoholic tinctures by pouring them into water and collecting the precipitate. They are obviously of

variable activity and do not necessarily represent the drugs from which they are prepared.

resistance. In psycho-analysis the unconscious energy devoted to the retention of repressed material expressed through antagonism to the analyst.

resolution (rez-o-lu'shun). The subsidence of an inflammation; the softening and disappearance of a swelling. **cumulative r.** In chemistry, the process by which from a single substance there is formed a series of substances, each member of the series being derived from the preceding member by the addition of one or more molecules of the original substance, less a certain portion of the latter.

resolvent (re-sol'vent). Causing resolution; promoting absorption. [Lat., *resolvens*, pres. pple. of *resolvere*, to loosen, to dissolve.]

resonance (res'o-nans). The resounding of a part subjected to auscultation or percussion. **amphoric r.** 1. In auscultatory percussion, the high-pitched sound heard over a large superficial cavity. 2. In auscultation, the respiratory sound like that produced by blowing over the neck of a bottle, heard over large cavities. **bronchial r.** See *bronchophony*. **skodaic r.** The high-pitched, tympanitic r. above a pleural exudate; the auscultatory sound is also high-pitched bronchial. **tympanitic r.** R. of clear, high-pitched quality, produced by percussion over a cavity well distended by air. **vesicular r.** Normal pulmonary r. **vocal r.** The r. heard on auscultation of the chest while the patient is using the voice. [Lat., *resonare*, to resound.]

resopyrin (res-o-pi'rin). Resorcinopyrin, the compound obtained by mixing resorcin and antipyrin.

resorbent (re-sor'bent). Promoting resorption.

resorbin (re-sor'bin). An ointment basis, said to be made of oil of sweet almonds, wax, gelatin, soap, and water.

resorcin (re-sor'sin). Metadihydroxybenzene, $C_6H_4(OH)_2$, occurring as large colorless or slightly yellowish rhombic prisms or tabular crystals, of very sweet but afterward irritating taste; used as an antiseptic, a topical stimulant, and an antipyretic. In poisonous doses it causes epileptoid convulsions. **r. blue.** A blue coloring matter found under certain circumstances in animal and vegetable albuminous tissues, and obtainable synthetically by heating r. and urea together. **r. monacetate.** See *euresol*. **r. phthalein.** Fluorescein, a substance known in two forms, one, $C_{20}H_{14}O_6$, occurring as yellow flocks, the other, $C_{20}H_{12}O_6 = C_{20}H_{14}O_6 - H_2O$, as a brick-red crystalline powder.

resorcinol (re-sor'sin-ol). Same as *resorcin*. **r.-azobenzene.** The compound, $C_6H_5.N_2.C_6H_5(OH)_2$. **r.-ether.** The compound, $C_{12}H_{10}O_8$. **r.-phthalein.** See *fluorescein*. **r.-quinone.** The compound, $C_6H_4O_2 + C_6H_4(OH)_2$, isomeric with quinhydrone.

resorption (re-sorp'shun). 1. The act of

taking up again into the circulation that which has been deposited in the tissues; the digestion of red blood corpuscles or other cells by macrophages. 2. The absorption of pathological exudates or fluids. **morbid r.** See *pathological absorption*, under *absorption*. **purulent r.** The absorption of purulent fluids. [Lat., *resorbere*, to suck up.]

respirability (res-pir-a-bil'it-e). The quality of being respirable.

respirable (res'pir-a-bl). 1. Of a medium such as air, water, etc., capable of sustaining life by serving for respiratory gas interchange. 2. Capable of being breathed, as in the case of nitrogen and hydrogen, which may be inspired and expired, although incapable of serving for the respiratory gas interchange. [Lat., *respirare*, to breathe.]

respiration (res-pi-ra'shun). 1. The mechanical processes of inspiration and expiration of air, or of supplying water to the gills, etc. 2. One complete inspiration followed by a complete expiration. 3. The taking up of oxygen and the giving off of carbon dioxide by the tissues of animals or plants; that part of the nutrient process which has to do with nutriment and waste in the gaseous form. 4. The absorption of oxygen by the blood in the lungs, the gills, etc., and the elimination of carbon dioxide and watery vapor at the same time and by the same organs. See *external r.* **abdominal r.** R. (1st def.) due chiefly to the contraction of the diaphragm and the consequent protrusion of the abdominal walls and the viscera; said to be common to adult man, the horse, the cat, and the rabbit. **aquatic r.** R. in water, i. e., r. in which the respiratory membrane, branchial mucosa (gills), skin, etc., are supplied with oxygen and relieved of carbon dioxide by means of water. **artificial r.** 1. Imitation of the natural movements of r. as by alternately drawing the arms up over the head and pressing them against the sides of the chest, thus in turn enlarging the thoracic cavity by elevating the ribs and diminishing it by depressing them, as in Sylvester's method of resuscitating asphyxiated persons. Hall's method (the so-called "ready method") of treating asphyxia consists in laying the person on the face, to allow liquids to run out from the air passages, then turning him on one side, so as to allow of the expansion of the walls of the chest from the weight of the body having been removed from the breast. Howard's method is by the direct application of compression to the ribs by the hands of the operator, who kneels over the patient, slowly brings his weight to bear upon the chest, compressing the ribs and costal cartilages, and then suddenly removes the pressure, allowing the thorax to expand by its own elasticity. Schäfer's method is similar to Howard's, except that the patient lies on his face and the operator throws his weight gently upon his hands as they press upon the flanks. 2. A form of r.

in which the lungs are inflated by positive pressure from a bellows or similar apparatus. **branchial r.** R. by means of gills or branchiae, as in aquatic animals. **bronchial r.** 1. The sound heard over the bronchial tubes. 2. A form of r. which displaces vesicular r. in certain diseases of the lungs. In inspiration it is tubal, short in duration, incomplete, and of high pitch. Expiration is as long as inspiration or longer, of greater intensity, and of higher pitch. It indicates condensed lung tissue, as in pneumonia, pleurisy with effusion, etc. **broncho-vesicular r.** R. having both bronchial and normal vesicular qualities. **buccal r.** See *mouth breathing*, under *breathing*. **cavernous r.** R. accompanied by a sound like that produced by blowing into a cavity. **Cheyne-Stokes r.** See *Cheyne-Stokes*. **clavicular r.** A form of r. practised by singers in which the clavicle takes part in the respiratory movement, the shoulders being elevated. **cog-wheel r.** R. in which the sound of inspiration and expiration is not continuous, but jerky. **costal r.** R. (1st def.) due chiefly to the elevation and depression of the ribs, especially the upper ones, the diaphragm taking a comparatively small part; seen especially in women and supposed by most physiologists to be due to gestation, although some attribute it to the mode of dress. **costo-inferior r.** Of Beau and Maissiat, r. (1st def.) produced mainly by the elevation and depression of the lower ribs; said to be especially well seen in dogs. **costosuperior r.** Of Beau and Maissiat, a form of respiratory movement produced mainly by the elevation and depression of the upper ribs; most common in women. **cutaneous r.** The taking up of oxygen and the giving off of carbon dioxide by the blood through the skin. **diaphragmatic r.** See *abdominal r.* **exaggerated r.** R. which differs from normal r. only in showing greater intensity. **external r.** The absorption of oxygen and rejection of carbon dioxide carried on by the blood in its passage through the respiratory membranes of the lungs or the gills. **fetal r.** See *placental r.* **forced r.** Respiratory movements stronger than normal. **harsh r.** See *bronchovesicular r.* **inner r., internal r.** See *tissue r.* **interrupted r.** R. in which the respiratory murmur is interrupted; supposed to be caused by incomplete dilatation of the air cells and oftenest found at the anterior surface of the apex of the right lung. **intestinal r.** The process of the absorption and evolution of gas by the mucous membrane of the intestines. **intra-uterine r.** 1. R. by the fetus before delivery. 2. See *placental r.* **jerking r.** See *interrupted r.* **labored r.** 1. Respiratory movements in which the ordinary muscles of r. are unable to ventilate the lungs sufficiently for the aëration of the blood and are assisted by the so-called auxiliary respiratory muscles. 2. Dyspnea. **laryngeal r.**

The rhythmical widening and narrowing of the glottis during r. In inspiration the glottis is wide open, allowing the freest entrance of the air, while in expiration it is narrowed and somewhat retards the air's exit. **lung r.** See *pulmonary r.* **muscle r.** R. (3d def.) by a muscle when in action. **nasal r.** R. (1st def.) through the nose. **normal r.** See *tranquil r.* **oral r.** See *mouth breathing*, under *breathing*. **ordinary r.** See *tranquil r.* **periodical r.** R. with periodical intermissions or variations in intensity and rhythm. **pharyngeal r.** Of Garland, rhythmical expansions and contractions of the pharynx in connection with the other respiratory movements. The expansion is preliminary to inspiration and synchronous with expiration, while the contraction coincides with inspiration and is essentially an inspiratory act. It was first observed and investigated in dogs, but has been observed in man. **placental r.** The gas interchange between the fetal and the maternal blood, through the intermediation of the placenta, by which the former is maintained in its normal condition. **puerile r.** An exaggerated respiratory murmur. See also *exaggerated r.* **pulmonary r.** 1. R. in which the gas interchange between the blood and the air takes place in the lungs. 2. Inspiration and expiration, and the changes taking place between the tidal and the stationary air. See *expired and inspired air*, under *air*. **r. of cells.** See *vesicular r.* **r. of mucous membranes.** External r. through mucous membranes, carried on chiefly, in the higher animals, through the pulmonary and (to a lesser extent) the nasal and gastro-intestinal mucosae, though in some fishes r. through the last named is sufficient to support life. **rude r.** See *bronchovesicular r.* **sighing r.** Deep r. accompanied with sighs, as in pulmonary congestion. **stertorous r.** See *stertor*. **superficial r.** See *external r.* **supplementary r.** See *exaggerated r.* **thoracic r.** See *costal r.* **tissue r.** The taking up of oxygen and giving off of carbon dioxide by the tissues of the body. In man and the higher animals generally the tissues obtain their oxygen from the blood in the capillaries, and give their carbon dioxide up to it in return, the capillary walls acting as a respiratory membrane to the tissues. **tracheal r.** Syn.: *tubal murmur*. The normal respiratory murmur heard over the suprasternal fossa, said to be generated in the trachea and bronchi. It is tubular in character; in inspiration it is higher in pitch than vesicular r., and in expiration it is more intense, longer, and higher-pitched than in inspiration. See *bronchial r.* (2d def.). **tranquil r.** The quiet, almost effortless movements of r. that occur when the body is in a state of rest or moderate activity. This form of breathing is understood when no qualifying term is used. **tubal r., tubular r.** See *tracheal r.* **vaginal r.** The movements of the vagina due to the depres-

sion and elevation of the diaphragm in *r. ventral r.* See *abdominal r. vesicular r.* See *vesicular murmur*, under *murmur*. [Lat., *respiratio*, from *respirare*, to breathe.]

respirator (res'pir-a-tor). An apparatus to be fitted over the mouth, or over the mouth and nose, for modifying the inspired air or filtering it from impurities.

respiratory (res'pir-a-to-re). Pertaining to or affecting respiration or the respiratory organs. *r. murmur*. See under *murmur*. [Lat., *respiratorius*.]

rest. 1. Natural repose; relief from activity. 2. That which remains over; a remnant. 3. A group of cells or a portion of fetal tissue which has become displaced and lies embedded in tissue of another character. [Lat., *restare*, to remain.]

restiform (res'te-form). Cordlike; cord-shaped. [Lat., *restis*, a rope, + *forma*, form.]

rest'ing. Dormant, quiescent, functionally inactive.

restitution (res-tit-u'shun). 1. A restoring or being restored; a return to a previous condition. 2. See *movement of r.*, under *movement*.

restorative (res-tor'a-tiv). Having the power to restore a lost or suspended function; as a n., an agent having such power, a tonic. [Lat., *restaurans*.]

restraint (re-strānt'). 1. The act of checking or holding back. 2. The state of being checked or controlled; specifically, the abridgment of liberty in the case of the insane. [Lat., *restringere*, to draw back.]

resuscitation (re-sus-si-ta'shun). The revival of the apparently dead. [Lat., *resuscitatio*.]

resuscitator (re-sus'si-ta-tor). A device employed in resuscitation. **intra-gastric r.** Of F. B. Turck, a recurrent tube for applying a current of hot water within the stomach; used in the treatment of shock.

retamin (ret'am-in). An alkaloid, C₁₅H₂₈-N₂O, obtained from *Retarma sphaerocarpa*.

retch'ing. Abortive efforts at vomiting.

rete (re'te). A network, anastomosis, or plexus. **bipolar r. mirabile**. A r. mirabile the elements in which unite to form a single efferent vessel. **r. acromiale**. An arterial anastomosis over the acromion. **r. articulare cubiti**. An arterial anastomosis over the elbow. **r. articulare genu**. An arterial anastomosis over the anterior and lateral surfaces of the knee. **r. calcaneum**. An arterial r. over the os calcis. **r. carpeum dorsale**. The posterior carpal arch. **r. carpi volare**. An arterial network, made up of branches of the radial and ulnar arteries and deep palmar arch, upon the anterior surface of the carpus. **r. malleolare externum**. An arterial anastomosis over the external malleolus. **r. malleolare internum**. An arterial anastomosis over the internal malleolus. **r. Malpighi, r. Malpighii**. See *r. mucosum*. **r. mirabile**. A cluster of

fine arteries or veins which anastomose freely with each other. **r. mirabile duplex**. A r. mirabile consisting of both veins and arteries. **r. mirabile of Galen**. A r. mirabile found in the intracranial part of the internal carotid artery of the sheep and other quadrupeds. **r. mirabile simplex**. A r. mirabile of either arteries or veins only. **r. mucosum**. Syn.: *corpus reticulare, Malpighian layer*. The layer of epidermis lying next the corium, into which the papillae of the skin project. The cells of the r. mucosum are connected by fine processes, and the layer next the corium is connected with corium in a similar way. **r. tarsum (dorsale)**. An arterial anastomosis upon the dorsal surface of the tarsus. **r. testis**. Syn.: *Haller's network*. The anastomosing network of the vasa recta in the mediastinum testis. **r. vasculosum**. A plexus or network of blood vessels. **r. venosum dorsale manus**. A venous network upon the dorsum of the hand. **r. venosum dorsale pedis**. A venous network upon the dorsum of the foot. **unipolar r. mirabile**. A r. mirabile in which the elements do not unite to form a single vessel. [Lat., *rete*, net.]

retention (re-ten'shun). 1. A holding back or holding in of natural excretions of the body. 2. The absence of a natural discharge without any real retention. [Lat., *retentio*, from *retinere*, to keep back.]

reticular, reticulated (re-tik'u-lar, re-tik'u-la-ted). Having the appearance of or forming a reticulum. **r. formation**. See under *formation*. [Lat., *reticularis, reticulatus*, from *reticulum*, dim. of *rete*, a net.]

reticulate (re-tik'u-lāt). A term used in descriptive bacteriology, meaning in the form of a network, as the veins of a leaf. [Lat., *reticularis*.]

reticulin (re-tik'u-lin). An albuminoid of the reticular tissue of the lymphatic glands.

retina (re'tin-ah). The innermost of the three coats of the eyeball, the nerve, or sensitive coat, which receives visual images. [Lat., *rete*, a net.]

retinaculum. 1. One of the solid fibers in lymphatic glands which pass from the follicular capsule across the intervening space to the follicle, holding the follicular reticulum tense. 2. In embryology, in the pl., *retinacula*, of Barry, certain tense filaments which connect parts of the cellular membrane lining the graafian follicle. [Lat., *retinaculum*, a halter.]

retinitis (ret-in-i'tis). Inflammation of the retina. **albuminuric r.** R. occurring in the course of chronic renal disease. **glycosuric r.** See *r. diabetica*. **r. apoplectica**. See *r. hemorrhagica*. **r. cerebrealis**. R. due to intracranial inflammation. **r. choroido**. R. associated with choroiditis, especially that of syphilitic origin. **r. diabetica**. A form of r. occurring in diabetes mellitus of very inconstant type. **r. hemorrhagica**. R.

characterized by numerous hemorrhages over the fundus without very marked tissue changes; due to disease of the heart or the vascular system or to some grave disturbance of the general circulation. **r. syphilitica**. A chronic diffuse *r.*, of syphilitic origin, occurring usually as a late manifestation. [*Retina* + Gr., *itis*, inflammation.]

retinol (ret'in-ol). A substance produced by the dry distillation of resin; used as a solvent. [Gr., *retine*, resin.]

retinoscope (ret'in-o-sköp). An instrument consisting of a plane or concave mirror, with a peep-hole through the middle for throwing a light on the fundus of the eye. By observing the movement of the light on the fundus, as the mirror is moved with or against the light, and by placing plus or minus lenses in front of the eye, so as to just reverse the movement of the light, the refractive condition of the eye may be determined. The instrument must be used at a definite distance from the other eye, usually a meter.

retinoscopy (ret-in-os'kop-e). 1. Examination of the retina by means of the retinoscope. 2. Diagnosis of the refraction of an eye by retinoscope examination of the retina. 3. See *skiascopy* and *keratascopy*. [*retina* + Gr., *skopein*, to examine.]

retort (re-tort'). A vessel used to contain a liquid during the process of its distillation. The common form consists of a bulb with a long neck. **tubulated r.** A *r.* with a stoppered tube on the shoulder of the bulb. [Lat., *retorquere*, to bend back.]

retractility (re-trak-til'it-e). 1. The state of being retractile. 2. Of Pajot, a property of the uterine tissue by virtue of which the uterus, having been emptied of a portion of its contents, becomes thicker walled, while its capacity and its volume are diminished. It differs from contractility in that it is permanent and not intermittent, and is in inverse proportion to the distention undergone. [Lat., *retrahere*, to draw back.]

retraction (re-trak'shun). The act of drawing back; the state of being drawn back. [Lat., *retractio*, n. of action from *retrahere*, to draw back.]

retractor (re-trak'tor). The instrument for drawing back the edges of a wound. [Fr., *rétracteur*.]

retrahens (ret'rah-ens). Retracting, drawing back; as a n. m., a retractor muscle. **r. aurem**, **r. auricularae**, **r. auriculam**, **r. auris**. See *table of muscles*, under *muscle*. [Lat., *retrahere*.]

retrenchment (re-trench'ment). In plastic surgery, a method of operating by removing superfluous material and procuring cicatricial contraction. [Fr., *retranchement*.]

re'tro-. Combining form of Lat., *retro*, backward.

retrocession (re-tro-sesh'un). A going backward. See *retroposition*. [Lat., *retrocessio*.]

retrodeviation (re'tro-de-vi-a'shun). Backward displacement of a part or organ.

retroflexion (re-tro-flek'shun). The bending backward of an organ. **r. of the uterus**. A uterine distortion in which the body of the uterus is bent backward; the cervix usually being more or less displaced. [Lat., *retroflexio*.]

retrojection (re-tro-jek'shun). Irrigation of a canal from within outward by a stream carried by a tube to the deep part of the canal. [Lat., *retro*, backward, + *jacere*, to throw.]

retropharyngeal (re'tro-far-in'je-al). Situated behind the pharynx. **r. abscess**. See under *abscess*.

retropharyngitis (re'tro-far-in-ji'tis). Inflammation of the connective tissue posterior to the pharynx.

retroposition (re-tro-po-sish'un). Posterior displacement of the uterus as a whole. [Lat., *retropositio*.]

retropulsion (re-tro-pul'shun). 1. The act of forcing a part back. 2. A backward movement sometimes seen in paralysis agitans, taking the place of the ordinary progression. See *propulsion*. [Lat., *retro*, backward, + *pellere*, to push.]

re'trovaccina'tion. The inoculation of a heifer with virus from a human subject.

retroversion (re-tro-ver'shun). The process of turning a part or organ backward, also the state of being turned backward. In the case of the uterus, a uterus in which the long axis is turned backward. [Lat., *retroversio*.]

revaccination (re-vak-sin-a'shun). Vaccination of one who has been vaccinated before. [Lat., *re*, again, + *vaccination*.]

reversible reactions. See under *reaction*.

reversion (re-ver'shun). 1. A turning back, as of a fold of tissue. 2. The fact or action of reverting or returning to a primitive or ancestral type or condition. [Lat., *re*, back, + *versio*, turning.]

revivification (re-viv''if-ik-a'shun). 1. Resuscitation. 2. The isolation of a metal existing in a state of combination. 3. The process of freshening the surfaces of parts by paring, to enable them to cohere when kept in close apposition. [Lat., *re*, again, + *vivus*, alive, + *facere*, to make.]

revulsive (re-vul'siv). Producing revulsion, i. e., diminishing an abnormal condition in one part of the body by operating or acting on another (not in general use at present). [Lat., *revulsivus*, from *revellere*, to drag down or fall back.]

Reynold's acetone test. Based upon the property possessed by acetone of dissolving freshly precipitated mercuric oxid, (HgO) in aqueous solution.

Rh. Chemical symbol for the element *rhodium*.

Rhabditis (rab-di'tis). A genus of small worms of the phylum *Nemathelminthes*, the order *Nematoda*, and the family *Anquilulidae*, having no teeth in the oral cavity. **R. genitalis**. A worm found in the urine of a certain woman, proved to have come from the genitals. **R. Niellyi**. A species found in the papules,

blood, sputum, feces, and urine of a boy with an itching eruption. [Gr., *rabdos*, a rod, + *itis*, inflammation.]

rhab'do-. Combining form of Gr., *rabdos*, rod.

rhabdoid, rhabdoidal (rab'doyd, rab-doyd'al). Rod-shaped; said of the sagittal suture. [Gr., *rabdos*, a rod, + *eidōs*, resemblance.]

rhabdomyoma (rab-do-mi-o'mah). A fibroma in which the muscular fibers are striated. [Gr., *rabdos*, rod, + *mys*, a muscle, + *oma*, a tumor.]

rhabdomyosarcoma (rab'do-mi''o-sar-ko'mah). A sarcoma developing from the muscle elements in the kidney and in other tissues.

Rhabdonema (rab-do-ne'mah). A nematode group of the family *Angiostomidae*, having an unarmed mouth and a long esophagus. **R. intestinale**. An intestinal parasite present in the feces in Cochin China diarrhea. The eggs are voided in the feces and hatch in water. The embryos penetrate the skin of man and eventually reach the intestine. **R. strongyloides**. Syn.: *Strongyloides intestinalis*. See *R. intestinale*. [Gr., *rabdos*, a rod, + *nema*, a thread.]

ragades (rag'ad-ēz). Fissures in the skin, occurring often in the vicinity of the mouth or anus and also on the hands or feet. [Gr., *ragades*, pl. of *ragas*, rent.]

ramnetin (ram'net-in). A principle, $C_{12}H_{10}O_8$, obtained from various species of *Rhamnus*.

rhamnecathartin (ram-no-kath-ar'tin). A bitter principle contained in the berries of *Rhamnus cathartica*.

rhamnose (ram'nōs). Syn.: *isodulcite*. Methylpentose, $CH_3(CHOH)_4CH_2O$; a simple carbohydrate, found as glucosids in nature. There are two forms of it, namely, *alpha-* and *beta-*.

Rhamnus (ram'nus). Buckthorn. **fructus rhamni catharticae**. The berries of *R. cathartica*. **R. californica**. Californian buckthorn. The bark is a purgative. **R. cathartica, R. catharticus**. Common buckthorn; a shrub indigenous to northern Africa, Europe, and northern Asia, and naturalized in North America. The drupes, or buckthorn berries, are an energetic purgative. The bark is also strongly purgative and, when fresh, emetic. **R. frangula**. Alder buckthorn; growing in northern Africa, in northern and middle Asia, and throughout Europe except in the far north. The dried bark, the frangula of the U. S. Ph. and Br. Ph., is analogous in its action to rhabarb, though, when fresh, it is very irritant to the gastro-intestinal tract, producing vomiting and purging accompanied by much pain. **R. purshiana, R. purshianus**. 1. California bearberry. 2. The bitter bark known as cascara sagrada. It is analogous in properties to *R. frangula*. The fluidextract, the aromatic fluidextract, and the extract of cascara sagrada are official in the U. S. Ph. and the N. F. gives formulae for an elixir, a compound

elixir, and an alkaline fluidextract [U. S. Ph.]. **syrupus rhamni**. Of the Br. Ph., 1885, a preparation made by evaporating the juice of *R. cathartica*, flavoring, and adding sugar. [Gr., *rannos*, buckthorn.]

Rhaphanus (raf'an-us). The radish. **R. raphanistrum**. Wild mustard, the *lampsane* of Dioscorides; a European species, naturalized sparingly in North America. The seeds are acrid and stimulating, and were formerly used like mustard seed. *Raphania* has been erroneously attributed to this plant. [Gr., *raphanos*.]

rhein (re'in). A crystalline constituent, $C_6H_8(CH_3)(OH)_4O_2$, obtained from rhabarb. It has no medicinal importance. [Lat., *rheum*, rhabarb.]

rhe'o-. Combining form of Gr., *reos*, stream, current.

rheocord (re'o-kord). An apparatus for increasing the resistance in an electric circuit. In its simplest form it consists of a wire stretched between two fixed points. Along the wire slides a piece of metal to which is attached one of the wires of a battery. [Gr., *rein*, to flow, + *chorde*, a cord.]

rheometer (re-om'et-er). 1. See *galvanometer*. 2. An instrument for measuring the velocity of the blood current. [Gr., *rein*, to flow, + *metron*, a measure.]

rheophore (re'o-för). The conducting cord connecting an electrode with the source of the electrical current. [Gr., *rein*, to flow, + *phoros*, bearing.]

rheoscope (re'o-sköp). An apparatus for detecting the existence of an electric current. **physiological r**. A r. consisting of two muscle-nerve preparations, so arranged that the nerve of one specimen rests upon the muscle of the other. If the nerve of the first preparation is stimulated, the other muscle will contract. [Gr., *rein*, to flow, + *skopein*, to examine.]

rheostat (re'o-stat). An apparatus for regulating the intensity of an electrical current by interposing an adjustable length of some substance that is relatively a poor conductor; usually a volume of water or a number of coils of wire. [Gr., *reos*, current, + *istanai*, to place.]

rheotome (re'o-töm). An instrument for interrupting an electric current at regular intervals. **differential r**. A r. for studying the negative variation in muscle and nerve currents. It consists of a rotating wheel so arranged that it alternately opens and closes a galvanometer circuit at a certain determined interval after stimulation of a nerve-muscle preparation. [Gr., *rein*, to flow, + *tome*, a cutting.]

rheotrope (re'o-tröp). Syn.: *gyrotrope*. An apparatus for reversing the direction of an electrical current. [Gr., *rein*, to flow, + *trope*, a turning.]

rheotropism (re-ot'ro-pizm). A tendency to movement in a mass of protoplasm, induced by the action of a current of water. R. is positive when the animal tends to move toward the source of the current,

and negative when it tends to move away from the source.

Rheum (re'um). 1. A genus of polygona-ceous herbs. 2. Of the U. S. Ph. rhu-barb, the root of *Rheum officinale*. **extractum rhei**. An extract of rhubarb of a pilular consistence [U. S. Ph.] **extractum rhei fluidum**. Fluidextract of rhubarb [U. S. Ph.]. **liquor rhei concentratus**. A 50 per cent. tincture of rhubarb prepared by percolation with 20 per cent. alcohol [Br. Ph., 1898]. **mistura rhei et sodae** [U. S. Ph.]. **mistura rhei natronata**. A mixture of the fluidextract of ipecac and rhubarb with sodium bicarbonate, spirit of peppermint, glycerin and water. **pilulae rhei compositae**. Pills each containing 0.13 gm. of rhubarb and 0.10 gm. of purified aloe with myrrh and oil of peppermint [U. S. Ph.]. **pulvis rhei compositus**. A powder of rhubarb, ginger, and calcined magnesia [U. S. Ph., Br. Ph.]. **R. officinale**. A perennial plant resembling *R. rhabonticum*, but larger, indigenous to southeastern Tibet, where it is cultivated for its root, which is official in the U. S. Ph. and Br. Ph. as rhubarb, and is identified with Chinese or commercial rhubarb, though specimens of it cultivated in Europe lack the rich yellow color of the latter. It is supposed to grow also in various parts of western and northwestern China. **R. palmatum**. Palmate-leaved rhubarb; recognized in the Br. Ph. as a source of rhubarb, though its cultivation in Russia has failed to produce a root agreeing with that of Chinese rhubarb. **R. rhabarbarum**. *R. undulatum*. **R. rhabonticum**. Garden rhubarb; a native of southern Siberia and the regions of the Volga; cultivated in Europe and the United States for its acidulous and edible leaf stalks and for its medicinal root. The juice of the leaf stalks contains oxalic acid and malic acid, and is sometimes expressed and made into a wine. **syrupus rhei**. A syrup made by adding 10 c.c. of fluid-extract of rhubarb with a small amount of potassium carbonate to syrup flavored with cinnamon [U. S. Ph.]. The syrup of the Br. Ph. represents 5 per cent. of rhubarb [U. S. Ph., Br. Ph.] **syrupus rhei aromaticus**. A mixture of 15 c.c. of aromatic tincture of rhubarb and 85 c.c. of sryup [U. S. Ph.]. **tinctura rhei**. A 20 per cent. tincture of rhubarb flavored with cardamom [U. S. Ph.]. **tinctura rhei aromatica**. Of the U. S. Ph. a tincture of rhubarb, cloves, cinnamon, and nutmeg. **tinctura rhei dulcis**. A tincture made by maceration and percolation of rhubarb, anise seed, licorice, and cardamom seeds [U. S. Ph., 1890]. **vinum rhei** [U. S. Ph.], **vinum rhei aromaticum**. Wine of rhubarb flavored with orange peel and cardamom seeds. [Gr., *reon*.]

rheum (rūm). A liquid discharge, especially from the air passages or the eyes. **salt r.** A popular term for chronic eczema. [Gr., *reuma*, from *rein*, to flow.]

rheumatic (ru-mat'ik). Pertaining to, of the nature of, or affected with rheumatism.

rheumatin (ru'mat-in). Salicyl quinin salicylate; used in rheumatism.

rheumatism (ru'mat-ism). A term formerly used to designate practically all pain in the joints and muscles not due to trauma or gout; a general term for the forms of disease mentioned in the sub-headings. **acute articular r.** Rheumatic fever; an acute infectious disease characterized by inflammation of the fibrous structures about one or more of the joints, usually a part of a general septicemia. An acute infectious arthritis. **articular r.** Acute or chronic r. affecting one or more joints. **bannorrhagic r.** See *gonorrhoeal r.* **chronic articular r.** See *chronic osteo-arthritis*, under *osteo-arthritis*. **gonorrhoeal r.** An acute arthritis due to infection with the gonococcus. **gouty r.** See *rheumatoid arthritis*, under *arthritis*. **Heberden's r.** See *Heberden*. **inflammatory r.** See *acute articular r.* **muscular r.** A painful affection of the voluntary muscles and of the fasciae and peritoneum to which they are attached. It has received special names according to the region affected, such as lumbago, pleurodynia, etc. **nodose r.**, **nodular r.** See *rheumatoid arthritis*, under *arthritis*. **r. of the heart.** The infection of the heart occurring in the course of an acute arthritis. It is the most frequent cause of valvular disease. **visceral r.** R. that involves the viscera. [Gr., *reuma*, a flux.]

rheumatoid (ru'mat-oid). Resembling rheumatism.

rhexis (reks'is). A rupture of any organ, vessel, or tissue. [Gr., *rexis*, rupture.]

rhigolene (rig'o-lēn). A very volatile, limpid liquid obtained by the distillation of petroleum. [Gr., *rigos*, frost, + *elaion*, oil.]

rhinencephalia (ri-nen-sef-al'e-ah). A monstrosity with the nose prolonged into a sort of proboscis. [Gr., *ris*, *rinos*, the nose, + *kephale*, the head.]

rhinencephalon (ri''nen-sef'al-on). The portion of the cerebrum concerned in the reception of olfactory impulses. [Gr., *ris*, nose, + *egkephalos*, brain.]

rhinion (rin'e-on). The lower point of the suture between the nasal bones. [Gr., *rinion*, dim. of *ris*, the nose.]

rhinitis (ri-ni'tis). Inflammation of the mucous membrane of the nose. See *corryza*. **acute catarrhal r.** Acute corryza. **atrophic r.** Chronic r. with atrophy or complete disappearance of the erectile structure. **hyperplastic r.** **hypertrophic r.** Chronic r. with hypertrophy of the walls of the erectile structure. **r. sicca**. Dry r. where there is deficient or absent secretion. **r. sympathetica**. A general term proposed by J. N. Mackenzie for a number of "so-called reflex neuroses" of the nasal passages, including "hay fever." **simple r.** The first stage of r., before hypertrophic

or atrophic changes have occurred. [Gr., *ris*, the nose, + *itis*, inflammation.]

rhino-. Combining form of Gr., *ris*, *rhinos*, the nose.

rhinocephalus, rhinencephalus (ri-no-sef'al-us, ri-nen-sef'al-us). A cyclopic monster with a tubular nose and eyes below the nose, fused in the median line. [Gr., *ris*, the nose, + *kephale*, head.]

rhinocoprion (ri-no-ko'pre-on). Another name for *Pulex penetrans*.

rhinolith (rin'o-lith). Syn.: *nasal calculus*. A calculus in the nose; one formed from calcareous matter being a true r. and one formed around a foreign body a false r. [Gr., *ris*, the nose, + *lithos*, stone.]

rhinolithiasis (ri'no-lith-i'as-is). A calculus affection of the nose.

rhinological (ri-no-loj'ik-al). Pertaining to rhinology.

rhinologist (ri-nol'o-jist). A student or practitioner of rhinology.

rhinology (ri-nol'o-je). The anatomy, pathology, etc., of the nose. [Gr., *ris*, the nose, + *logos*, the understanding.]

rhinometer (ri-nom'et-er). An instrument for measuring the size of the nares. [Gr., *ris*, the nose, + *metron*, a measure.]

rhinophony (ri-nof'on-e). A nasal quality of speech. [Gr., *ris*, the nose, + *phone*, the voice.]

rhinophyma (ri-no-fi'mah). Syn.: *hypertrophic rosacea*. A lobular enlargement of the nose, with a dusky coloration, due to hypertrophy of all the structures of the skin, to congestion, and to overproduction and retention of sebum. It is a variety of acne rosacea. [Gr., *ris*, the nose, + *phyma*, a tumor.]

rhinoplasty (ri'no-plas-te). The plastic surgery of the nose. [Gr., *ris*, the nose, + *plassein*, to mold.]

rhinoscleroma (ri-no-skle-ro'mah). A specific local disease, characterized by the development of densely hard, painless, slowly increasing nodules or plaques about the anterior nares and adjacent parts. [Gr., *ris*, the nose, + *skleroma*, an induration.]

rhinoscope (ri'nos-kop). An instrument for aiding in the visual examination of the nasal passages. [Gr., *ris*, the nose, + *skopein*, to examine.]

rhinoscopy (ri-nos'kop-e). Inspection of the cavities of the nose, especially the posterior nares. **anterior r.** R. through the anterior nares with the aid of specula or dilators. **posterior r.** R. from behind, and also inspection of the nasopharynx. [Gr., *ris*, the nose, + *skopein*, to examine.]

rhizo-. Combining form of Gr., *riza*, root.

rhizoid (ri'zoyd). A term employed in descriptive bacteriology to signify an irregular, branched, rootlike character. [Gr., *riza*, root, + *eidōs*, resemblance.]

rhizome (ri-zōm'). A root stock; a prostrate or subterranean stem emitting rootlets along the lower surface and sending up aerial shoots from the extremity of

its branches. [Gr., *rizoma*, from *rizoun*, to cause to strike root.]

rhizophyto-alopecia (riz-o-fi'to-al-o-pe-se-ah). See *trichomyces circinata*. [Gr., *riza*, a root, + *phyton*, a plant, + *alopecia*.]

rhodallin (ro-dal'lin). See *thiosinamin*.

rhodium (ro'de-um). 1. A white, lustrous metal, less fusible than platinum even, and scarcely attacked by acids, or aqua regia. Atomic weight, 103. Symbol, Rh. 2. See *lignum rhodii*. **lignum rhodii, lignum r.** 1. The root wood of *Convolvulus scoparius*, probably also of *Convolvulus floridus*. It has the odor of rosewood, and yields oil of rhodium. 2. American rosewood (wood of *Amyris balsamifera*). **oil of r.** A fragrant oil distilled from the wood of *Convolvulus scoparius*, *Convolvulus floridus*, and *Genista canariensis*; used to adulterate oil of rose. [Gr., *rodon*, a rose, its chlorid being rose-colored.]

rhodopsin (ro-dop'sin). See *visual purple*. [Gr., *rodon*, rose, + *opsis*, vision.]

rhocadin (re'a-din). An alkaloid, C₂₁H₂₁NO₆, found in opium. It has no therapeutic usefulness.

rhombo-atloideus (rom'bo-at-loi'de-us). See *table of muscles*, under *muscle*.

rhomboideus (rom-boyd'e-us). See *table of muscles*, under *muscle*.

rhomboid of Mich'aelis. See *Michaelis*.

rhombus (rom'bus). A four-sided figure the sides of which are equal, but its angles not right angles; a lozenge-shaped figure. **muscle r.** A muscle so divided that its cut end has a rhombic shape. The region near the obtuse angle of the surface is then electropositive to that near the acute angle. A regular muscle r. is one in which the cross sections of the muscle are parallel; an irregular muscle r., one in which the ends are not parallel. [Gr., *rhombos*.]

rhonchus (ron'kus). A rāle, especially a sonorous one, produced in a layer bronchus. [Gr., *regkein*, to snore.]

rhubarb (ru'barb). 1. Of the U. S. Ph. and Br. Ph., the root of *Rheum officinale* and other undetermined species of *Rheum*. The various species supposed to yield rhubarb produce under cultivation in Europe roots lacking some of the characteristics of the Chinese drug. All varieties of r. root have the properties, though in a lesser degree, of the Chinese drug. It is purgative and in small doses a mild laxative and stomachic tonic. 2. The genus *Rheum*. For the preparations, see under *Rheum*. **China r., Chinese r.** R. root as now known to commerce. There are two varieties of China r.—one believed to be produced by *Rheum palmatum*, and the other referred to *Rheum officinale*. **crown r.** See *Russian r.* **East Indian r.** See *Chinese r.* and *Himalaya r.* **English r.** 1. See *Rheum rhaponticum*. 2. The root of *Rheum rhaponticum* and *R. officinale* cultivated in Great Britain. **garden r.** *Rheum rhaponticum*, *Rheum palmatum*, *Rheum undulatum*, or hybrids of these, cultivated for their edible leaf

stalks. **Himalaya r.** A variety produced by *Rheum australe*, *Rheum spiciforme*, *Rheum moorcroftianum*, etc.; said to be nearly equal to Russian r. **Persian r.** See *Turkey r.* **rhapontic r.** See *Rheum rhaponticum*. **Russian r.** Crown (or Muscovitic) r.; r. root, not now occurring in commerce, formerly brought into Russia and subjected to rigorous official inspection. **Turkey r.** Originally, r. that reached Europe through the ports of Aleppo, Tripoli, Alexandria, and Smyrna. After its disappearance from commerce the term was transferred to Russian r., with which it was probably identical in botanical origin. [Lat., *rhubarbarum*, wild rhubarb; Gr., *ra*, rhubarb.]

Rhus (rus). Sumach; a genus of anacardiaceous trees or shrubs. **R. aromatica.** Fragrant (or sweet) sumach; a North American shrub. The acid drupes are edible. It is said to stimulate muscular action in the bladder, uterus, and lower intestine. **R. cotinus.** Purple-fringed sumach; indigenous to southern Europe and to Arkansas. The yellow wood, Hungarian fustic, contains fustin. The bark has a feeble aromatic odor and an astringent taste. The leaves are used in a wash or gargle for ulcerated mouth or throat. **R. glabra.** Smooth (or scarlet, or Pennsylvania, or upland) sumach; a shrub indigenous to the United States and Canada. Excrecences on the lower surface of the leaves contain much tannic and gallic acids. The berries, the *R. glabra* of the U. S. Ph., are astringent and refrigerant. **R. radicans.** Poison ivy; a variety (by some authors considered distinct) of *R. toxicodendron*, with climbing stem and pale green or whitish berries. Its juice is highly poisonous. It is common in damp woods in Canada and the United States. **R. toxicodendron.** Poison oak; a shrub found in woods and fields and along fences from Canada to Georgia. All parts of the plant, especially the leaves and root, contain a poisonous glucosidal substance, toxicodendrol, which on contact with the human skin produces in most persons redness, itching, swelling, and vesication. The leaves, including those of the variety *R. radicans*, constitute the *R. toxicodendron* of the U. S. Ph., 1890. They contain toxicodendrol. **R. venenata.** Poison sumach; a shrub or tree found in North America and Japan, more poisonous than *R. toxicodendron*. [Gr., *rhus*, sumach.]

Rhynchoprion (rin-kop-re'on). A genus of fleas. **R. penetrans.** See *Pulex penetrans*, under *Pulex*. [Gr., *rygchos*, a snout, + *prion*, a saw.]

rhythm (rith'im). Regular movement or periodically recurring action, such as is seen in the thorax in respiration and in the heart beats. **couple r.** An abnormal relation between heart beat and pulse; every other beat of the heart produces no pulse at the wrist. **respiratory r.** The measured and successive charac-

ter of the respiratory movements. [Gr., *rhythmos*.]

rib. One of the long, flat curved bones with the concavity inward which extend ventrally from the vertebral column. In man the ribs are normally twelve in number on each side. **abdominal r's.** See *floating r's.* **asternal r's.** See *false r's.* **bicipital r.** An anomalous r., probably due to the more or less incomplete coalescence of two r's, common in certain whales. **cervical r's.** Riblike bones or processes extending ventrally from the cervical vertebrae. **false r's.** The r's which do not join the sternum directly, each by its own cartilage. They include the vertebrochondral r's and the floating r's. **floating r's.** R's that have no anterior attachment. **sternal r's.** See *true r's.* **true r's.** The ribs that articulate, through the costal cartilages, directly with the sternum. **vertebral r's.** See *floating r's.* **vertebrochondral r's.** Those of the false r's that have an indirect cartilaginous connection with the sternum. **vertebrosternal r's.** See *true r's.* [Ang.-Sax., *ribb*.]

Ribemont's laryngeal tube. A hook tube for laryngeal insufflation in asphyxia neonatorum.

ribose (ri'bōs). A pentose (aldopentose) present in yeast, in nucleic acids, and in the nucleosids.

rice. The husked seeds of *Oryza sativa* (and by extension the plant itself). R. is used, chiefly in the form of decoction, as a demulcent. Powdered r. is used as a dusting powder. **r. bodies.** See *corporea oryzoidea*, under *corporea*.

Richardson's styptic collodion. See *collodium stypticum*, under *collodium*.

Rich'mond crown. See *collar-crown*.

ricin (ri'sin). A toxalbumin obtained from the castor oil bean. It is intensely poisonous when injected subcutaneously or intravenously. It is not found in castor oil.

ricinin (ris'in-in). An alkaloid obtained from the castor oil bean.

Ricinus (ris'in-us). A genus of euphorbiaceous plants. **R. communis.** Castor oil plant, palma Christi, the Gr., *kiki*, or the Gr., *kroton*, of Dioscorides; a native probably of the East Indies and Africa, now widely distributed through cultivation in most tropical and many temperate countries. The seeds yield castor oil. The seeds contain the extraordinarily poisonous ricin.

ricketts (rik'ets). See *rachitis*.

Ricord's chancre (ri-korz' shan'ker). A chancre with a very thin, parchmentlike base. [*Philippe Ricord*, Paris surgeon, 1800-1889.]

ri'der's bone. A circumscribed formation of bone in the adductor muscles of the thigh; caused by traumatism in horseback riding.

ridge. A narrow elongated elevation. **external bicipital r.** The r. forming the outer border of the bicipital groove. **external condylar r.** A sharp edge ascending from the external condylar emi-

nence of the humerus. **genital r.** An elevation of the blastema on the mesial side of the wolffian body, from which the testicle in the male and the ovary in the female are developed. **gluteal r.** A r. extending obliquely downward from the great trochanter of the femur to which the gluteus maximus muscle is attached. **inferior occipital r.** See *inferior curved line of the occipital bone*, under *line*. **internal bicipital r.** The r. forming the inner border of the bicipital groove. **internal condylar r.** A sharp r. ascending from the internal condylar eminence of the humerus. **interosseous r. of the fibula.** A r. on the fibula which gives attachment to the interosseous membrane. **intervertebral r. (of a rib).** A r. on the vertebral extremity of a rib which separates the articular surface into two portions. **lateral r's (of the blastoderm).** Two r's of the transparent area that by their coalescence close in the primitive groove. **medullary r's.** Syn.: *medullary folds*. The laminae of nerve substance which are situated on each side of the primitive groove in the embryo, and finally unite to inclose the medullary canal. **mylohyoid r.** See *internal oblique line of the inferior maxilla*, under *line*. **neural r.** See *neural crest*, under *crest*. **palatine r's.** Corrugations of the mucous membrane of the hard palate, one longitudinal and several transverse. **parietal r.** The continuation of the temporal r. upon the parietal bone. **pteroic r.** A cartilaginous or osseous r. on the supero-external portion of the ear capsule, represented in some animals by the pterotic bone. **pterygoid r.** See *infratemporal crest*, under *crest*. **r's of the skin.** The fine r's with intervening furrows, which intersect each other at various angles on the surface of the skin and are produced by the ranges of papillae of the corium. **superciliary r's.** Syn.: *superciliary arches*. The curved r's of the frontal bone corresponding to the eyebrows. **superior occipital r.** See *superior curved line of the occipital bone*, under *line*. **temporal r.** See *temporal crest*, under *crest*. **villous r's of the chorion.** Radiating ridgelike villi observed on the outer surface of the chorion in the formation of the placenta diffusa. [Ang.-Sax., *hrycg*, back.]

Riedel's lobe. See *floating lobe*, under *lobe*.

Riggs' disease. See *pyorrhoea alveolaris*.

rigidity (rij-id'it-e). Stiffness; of muscles, tonic contraction. **cadaveric r.** See *rigor mortis* (1st def.). **post mortem muscular r.** See *rigor mortis* (1st def.). [Lat., *rigiditas*.]

rigor (ri'gor). See *chill*, also *rigidity*. **heat r.** See *r. caloris*. **r. cadaverosus.** See *r. mortis*. **r. caloris.** The r. produced in muscles by high temperatures. **r. maxillae inferiores.** See *trismus*. **r. mortis.** Syn.: *necronarcema*. 1. The temporary rigidity which occurs soon after death; due to certain chemical changes

in the muscles resulting in the formation of myosin. 2. In a physiological sense, rigidity due to the changes which take place in a muscle that has lost its irritability. The muscle becomes opaque and inelastic, no muscle currents are present, and its acidity is increased. [Lat., *rigere*, to be stiff with cold.]

rima (re'mah). A fissure, cleft, chink, crack, rift. **r. ad infundibulum.** The anterior opening of the third ventricle of the brain. **r. cerebri transversa.** The transverse fissure of the brain. **r. clunium.** See *cleft of the nates*, under *cleft*. **r. glottidis.** The cleft between the true vocal bands. **r. glutea.** See *cleft of the nates*, under *cleft*. **r. heli-cis.** An anomalous fissure in the lower anterior portion of the helix. **r. laryngis.** See *r. glottidis*. **r. oris.** The line of junction of the lips. **r. palpebrarum.** See *palpebral fissure*, under *fissure*. **r. pudendi.** See *cleft of the vulva*, under *cleft*. **r. pudendi conni-vens.** The cleft between the labia majora when they entirely conceal the nymphae. **r. transversa.** Syn.: *choroidal fold, fissure of Bichat*. See *transverse fissure of the brain*, under *fissure*. **r. ventriculi laryngis.** The opening of the ventricles of the larynx. **r. vocalis.** See *r. glottidis*. **r. vulvae.** See *cleft of the vulva*, under *cleft*. [Lat., *rima*, a slit.]

rinderpest (rin'der-pest). Syn.: *cattle plague*. A specific, malignant, contagious fever, occurring in cattle, indigenous to the Asiatic steppes of Russia.

ring. A circular band or hoop; a structure surrounding a circular opening. **abdominal r.** The external or internal abdominal r., especially the former. **Bandl's r.** Syn.: *contraction r.* A r-shaped muscular thickening of the uterus during labor, pointed out by Bandl as constituting the boundary between the contractile portion of the organ and the thinned and flabby portion below, and constituting, in his opinion, the true os uteri internum. **benzene r.** The benzene nucleus, C₆H₆, found in many organic chemical compounds. **contraction r.** Of Schröder. See *Bandl's r.* **crural r.** See *femoral r.* **deep abdominal r.** See *internal abdominal r.* **diaphragmatic r.** The opening in the diaphragm for the passage of the vena cava. **external abdominal (or inguinal) r.** The external aperture of the inguinal canal. **femoral r.** An oval opening with its longest diameter transverse, forming the abdominal opening of the femoral canal. **inguinal r.** See *abdominal r.* **internal abdominal (or inguinal) r.** The inner aperture of the inguinal canal, an opening in the transversalis fascia about midway between the anterior superior spine of the ilium and about ½ inch above Poupart's ligament. **Müller's r.** A sphincterlike muscular r. situated at the point where the canal of the cervix uteri joins the cavity of the body of the uterus

at an advanced stage of gestation. **r. of Bandl.** See *Bandl's r.* **r. of Waldeyer.** A r. of lymphatic tissue running from the pharyngeal tonsil to the region of the eustachian orifice, to the rim of the velum palati, around the posterior palatal fold to the faucial tonsil, over the base of the tongue to the opposite side, and back to the place of beginning. [Ang.-Sax., *hring*.]

Ringer's solution. A solution containing sodium, potassium and calcium chlorid in balanced quantities, such as exist in the liquids of the body. Used for perfusing surviving organs, especially the heart.

ring worm. A local infectious disease of the skin, produced by *Trichophyton* fungi. The organism grows by preference in horny epithelium, so that the manifestations are generally confined to the epidermis and the hair. Inflammatory reactions are present in proportion as the disease invades the deeper structures of the skin. The lesions are of a ring shape. The varieties are: *tinea circinata*, *tinea cruris*, *tinea tonsurans*, and *tinea sycosis*.

Rinne's test. A t. for acuteness of hearing, made by estimating how long a tuning fork is heard when brought near the external auditory meatus after its vibration has ceased to be perceived when it touches the cranium.

risiccol (ris'ik-ol). A proprietary preparation. A so-called castor oil powder, consisting of castor oil and an absorbent powder.

risorius (ri-so're-us). See *table of muscles*, under *muscle*.

risus (ri'sus). A laugh. **r. caninus**, **r. de Sardonias**, **r. involuntarius**, **r. sardanicus**, **r. sardonius**, **r. spasticus**. Spasm of the facial muscles producing a grinning effect. [Lat., *ridere*, to laugh.]

Ritter and Valli's law. The l. of increased inherent (e. g., electric) excitability in a nerve when separated from its center. The heightened irritability begins at the proximal and extends toward the distal end, eventually disappearing in the same order.

Rit'ter's disease'. Dermatitis exfoliativa neonatorum. **R's tetanus.** See *breaking tetanus*, under *tetanus*. [Gottfried Ritter, German physician, 1820-1883.]

Rivini's ducts. The d's of the sublingual gland. **R's glands.** See *sublingual glands*, under *gland*.

rivulose (riv'u-lös). A term used in descriptive bacteriology meaning marked with lines like the rivers on a map.

Robb's leg-holder. An apparatus for maintaining the lithotomy position. See *lithotomy*. [Hunter Robb, Cleveland surgeon, living.]

Rob'ert's macula. A distinct collection of coloring matter, formed in a portion of a red blood corpuscle when blood is treated with a very dilute solution of tannic acid.

Ro'bert's pel'vis. A transversely contracted pelvis, the inlet being long and narrow from before backward. [César

Alphonse Robert, Parisian surgeon, 1801-1862.]

Rob'ert's quantitative su'gar estima'tion. Consists of determining the specific gravity of a specimen of urine before and after fermentation with baker's yeast. A decrease of every 0.001 in the specific gravity indicates a percentage of 0.23 of sugar.

Rob'ert's test (for albumin). At the plane of junction between urine to be tested and an underlying solution of sodium chlorid containing 5 per cent. of HCl, a white ring indicates albumin.

Robertson pupil. A condition when the pupil will not retract to light, but contracts promptly under efforts of accommodation. [Douglas Effort-Robertson, Scotch physician, 1837-1909.]

robin (ro'bin). A toxalbumen from the bark of *Robinia pseudacacia*, a North American locust tree.

Robinia (ro-bin'e-ah). A genus of North American leguminous trees or shrubs.

R. pseudacacia. False acacia, common locust tree of North America. Various parts of it are used by the eclectic physicians. Cases are recorded of poisoning in children who had eaten the root, with symptoms like those of belladonna intoxication. [From *Robin*, a French herbalist.]

roborant (rob'o-rant). Strengthening, tonic. [Lat., *roborans*.]

Roche's embrocation. An English patent medicine.

Rochelle salt (ro-shel'). Sodium potassium tartrate, NaCOO.CHOH.CHOH.COOK.

rock salt. The crystalline sodium chlorid found in salt mines.

Rocky Mountain fever. A continuous fever of one to two weeks' duration.

rod. An extended slender bar, generally straight and more or less rigid. **auditory r's.** See *r's of Corti*. **enamel r's.** Enamel prisms. **intracellular r's.** The fibrillae of fibrillated cells. **muscle r's.** R-shaped sarcous elements, forming the contractile and principal part of the contractile disk of a muscular fiber. **retinal r's, r's of the retina.** Cylindrical bodies, 50 to 60 μ in length and 2 μ thick, made up of an inner and outer segment cemented together, found in the layer of r's and cones of the retina. Each r. is connected with a fibrilla of the external molecular stratum of the retina. **r's of Corti.** Two layers, an inner and an outer, of lightly swung r's (Corti's fibers), the inferior ends of which stand on the membrana basilaris, while their superior ends are connected like joints. **r's of Heidenhain.** The fibrillated structure in the fibrillated cells. [Ang.-Sax., *rod*.]

ro'dent ul'cer. Syn.: *Jacob's ulcer*; *noli me tangere*; *Krompacher's tumor*. A form of epithelioma in which there is much loss of tissue in the deeper structures. The process is slow and there is little tendency to metastasis.

Rolando's fissure. See *central fissure*,

under *fissure*. **R's gelatinous substance**. See *Substantia gelatinosa Rolandi*. **roll-culture**. A culture made by rolling a tube containing melted gelatin on ice, thus solidifying the medium and later obtaining scattered colonies.

ro'ller band'age. See under *bandage*.

Rom'berg's sign. Swaying; inability to stand erect with the feet close together and the eyes closed; a s. of *tabes dorsalis*. [Moritz H. Romberg, Berlin physician, 1795-1873.]

röntgenism (rent'gen-ism). The employment of the Röntgen rays in the diagnosis and treatment of disease.

Röntgen rays (rent'gen). R's into which the cathode r's in a Crookes's tube are converted on the aluminum projector. They have the property of penetrating various solid media and exposing to view the denser structures, such as bone, a calculus, etc., that may lie beyond. Hence they are largely used for purposes of diagnosis. They are prone to cause obstinate ulceration if improperly applied. They are supposed to have therapeutical properties. [William Konrad Röntgen, German physicist, born 1845.]

root. 1. The descending axis of a plant. 2. Any structure or part of a structure resembling or analogous to the r. of a plant. 3. The chief or ultimate cause or source of anything. 4. In dentistry, that portion of a tooth that is buried in the gum and is covered with cementum.

fascicled r's. Multiple r's; branches of the embryonic root forming a cluster of fibers or of tubers. **motor r's of the pneumogastric nerve**. Fibers of the pneumogastric nerve arising from the motor accessorio-vagoglossopharyngeal nucleus.

motor r. of the trigeminal nerve. The smaller of the two r's which form the trigeminal nerve. It arises in the motor nucleus of the fifth nerve, and, after receiving fibers from the gasserian ganglion, is continued as the inferior maxillary nerve. **multiple r's**. See *fascicled r's*. **r. canal**. The canal in the center of the root of a tooth, containing the branches of the pulp.

r. of a hair. The portion of a hair imbedded in the skin. **r. of a nail**. The portion of a nail that is covered by the skin. **r. of a tooth**. The portion of a tooth that is imbedded in an alveolus.

r. of the aorta. See *aortic bulb*, under *bulb*. **r. of the lung**. The mass formed by the bronchi, blood vessels, and nerves as they enter the lung. **r. of the mesentery**. The portion of the mesentery that is attached to the posterior wall of the abdomen.

r. of the nose. The upper narrow portion of the nose between the orbits. **r. of the optic tract**. The connection of the optic tract with the brain. **r. of the tongue**. The posterior thick portion of the tongue.

secondary r. An inaxial r.; one not continuous with the stem, but produced laterally from the sides of the abortive primary radicle or from some other part of the plant. **sensory r. of the trigem-**

inal nerve. The larger of the two r's of the fifth nerve. It arises from the sensory nucleus of the nerve, and terminates in the gasserian ganglion. **superior r's of the spinal accessory nerve**. The fibers of the nerve that arise from the medulla. [Ang.-Sax., *rot*.]

root sheath. A cuticular covering of the root of an organ. **inner r. s. of a hair**. A layer, in the root of a hair, lying immediately external to its cuticle and made up of Henle's and Huxley's layers (*q. v.*), and a very delicate cuticle. **outer r. s. of a hair**. A layer of stratified epithelium, similar to the stratum Malpighii of the skin, immediately beneath the glossy membrane of a hair follicle.

roriferous (ro-rif'er-us). Dew-bringing; of ducts or vessels, excreting fluids upon the surface of organs. [Lat., *rorifer*, from *ros*, dew, + *ferre*, to bring.]

Rosa (ro'sah). The rose; a genus of shrubby prickly plants. **aqua rosae**. A preparation made by distilling fresh pale rose petals with water [Br. Ph.] and diluting with water [U. S. Ph.]. The U. S. Ph. distinguishes the undiluted distilled rose water as *aqua rosae fortior*.

confectio rosae. A conserve made of 8 parts of red rose petals, clarified honey, and rose water to 100 parts. **confectio rosae gallicae**. A confection of red rose petals and sugar beaten together [Br. Ph.]. **flores rosae sale conditi**. Pale rose petals put up with half their weight of common salt.

infusum rosae acidum. A preparation made by infusing red rose petals in boiling water acidulated with sulphuric acid and straining [Br. Ph.]. **mel rosae** [U. S. Ph.], **mel rosarum**. Honey of rose; a preparation consisting of fluidextract of red rose petals and honey. **oleum rosae**. Oil of roses [U. S. Ph., Br. Ph.]. **R. centifolia**. 1. Cabbage (or hundred-leaved) rose. It is much grown in southern France and southern Asia for the production of the water and oil of rose. A decoction of the fresh leaves is used as a mild laxative.

2. Of the U. S. Ph., 1890, the petals. **R. gallica**. 1. French rose. It furnishes red rose petals. 2. Of the U. S. Ph., red rose petals. **syrupus rosae**. A syrup of red rose petals [U. S. Ph., Br. Ph.]. **unguentum aquae rosae**. Ointment of rose water, cold cream; a white soft ointment, used especially as a cosmetic; made by mixing expressed oil of almonds, white wax, spermaceti, and rose water, to which a little borax is added to give it a white appearance [U. S. Ph.]. [Lat.]

rosacea (ro-za'se-ah). See *acne rosacea*, under *acne*.

rosanilin (ro-san'il-in). A colorless, crystalline base, $C_{20}H_{19}N_3 + H_2O$. Its salts form the different anilin reds, fuchsin, magenta, rosein, and azalein; and its substitution products with methyl, ethyl, and phenyl form the various violets, blues, and greens of the anilin series.

rosary (ro'za-re). A string of beads or beadlike formations. **rachitic r.** A series of beadlike enlargements at the junction of the cartilages with the ribs, found in rachitis. [Lat., *rosa*, a rose.]

rosatus (ros-at'us). Containing, or made from roses.

rose. 1. The genus *Rosa*. 2. A flower of a plant of that genus. **atar** (or **athar**, or **attar**) of **r.** (or **r's**). See *oil of r.* **oil of r.** [U. S. Ph., Br. Ph.]. **Attar of r.**; a volatile oil distilled from the petals of *Rosa damascena* [U. S. Ph.] and various other species of *Rosa*. If rapidly cooled to 12.5° C. it solidifies, owing to the separation of crystals of a stearoptene. The strong diffusive odor is due entirely to the liquid portion. Oil of r. is used as a perfume and for making r. water. **ottar** (or **otto**) of **r's**. See *oil of r.* **pale r.** Cabbage r. petals; the petals of *R. centifolia*. They are now chiefly used to prepare r. water [U. S. Ph., 1890]. **red r. petals.** The unexpanded petals of *Rosa gallica*. They are somewhat tonic and astringent [U. S. Ph., Br. Ph.]. [Lat., *rosa*.]

rosein. See *English fuchsin*, under *fuchsin*.

Rosenbach's test for bile in urine, see in *appendix*, page 894.

Ros'enbach's-Gmel'in test for bile pig'ments. A modification of Gmelin's test. The urine is filtered in a small filter paper which retains the pigments. A drop of nitric acid, containing some nitrous acid, is placed upon the inside of the filter paper. If bile pigments are present, a yellow spot is formed, enclosed by red, violet, blue, and green rings.

Rosenmüller's cavity. A depression in the posterolateral wall of the pharynx, between the posterior lip of the eustachian tube and the posterior pharyngeal wall. **R's fossa.** A depression, one on each side of the opening of the eustachian tube in the pharynx. **organ of R.** See *epiphoëron*.

ro'seo-. Combining form of Lat., *roseus*, rose-colored; used as a prefix in chemical terms.

roscola (ro-se'o-lah). Syn.: *macular erythema*. Rose rash; scarlet rash. **r. idiopathic.** A term applied for want of a better to those macular erythemas, which are not associated with any well-defined symptoms, although they are the cutaneous expression of constitutional disturbance. **r. symptomatic.** A term applied to the macular erythemas which occur with well-defined diseases, such as measles, scarlet fever, typhoid and typhus fevers, the prodromal eruption of smallpox, and the early macular eruption of syphilis. [Lat., dim. of *roseus*, rosy.]

ro'sin. See *resin*.

Ro'sin's fruc'tose reac'tion. The spectroscopic examination of the substance formed in Seliwanoff's fructose test (*q. v.*) as a means of identifying fructose.

Rosmarinus (ros-mar-i'nus). 1. A genus of plants of the *Monardeae*. 2. The

leaves of *R. officinalis*. **R. hortensis**, **R. officinalis**. Common rosemary. All parts, especially the leaves, have a bitter, camphoraceous taste and a balsamic odor, and yield oil of rosemary. Rosemary is a mild stimulant, and is sometimes used as an emmenagogue, and in fomentations. [Lat., *ros*, dew, + *marinus*, marine.]

Ross and Jones saturated ammonium sulphate test for globulin in cerebrospinal fluid, see in *appendix*, page 909.

rostellum (ros-tel'lum). A small beak or a process resembling a small hook, especially that portion of the head of an endoparasitic worm which bears the hook. [Lat., *rostellum*, a little beak.]

ros'trum. Pl., *rostra*. A beak or nose (of a still); a beak or snout of an animal; a prominence on the sphenoid bone. **r. cochleare.** The spoon-shaped process in front of and above the fenestra ovalis; the termination of the bony canal for the tensor tympani. **r. corporis callosi.** See *beak of the corpus callosum*. **r. laminae spiralis.** See *processus cochleariformis*, under *processus*. **r. sphenoidale.** The beak of the sphenoid bone; the vertical prominence on the inferior surface of the body of the sphenoid bone, articulating with the vomer. [Lat., *rostrum*, beak, from *rodere*, to gnaw.]

rot. The process of decay of organic matter by natural decomposition, or the condition of undergoing such process.

rotation (ro-ta'shun). The process of turning round with a wheellike motion.

chin r. The movement of r. of the chin of the fetus in face presentations, analogous to that of the occiput in vertex presentations. **r. of polarized light.** See *polarimeter*. **r. of protoplasm.** A flowing of the protoplasm in slender currents on the inner surface of the primordial utricle, as in the cells of *Chara*.

specific r. The rotary power of an optically active substance; the amount to which it rotates the plane of polarization when a beam of polarized light is passed through the substance. [Lat., *rotatio*, n. of action from *rotare*, to revolve.]

rotator (ro-ta'tor). See *table of muscles*, under *muscle*.

rötheln (ret'lin). German measles. See *rubeola*.

rottlerin (rot'tler-in). 1. The compound, $C_{22}H_{20}O_6$, obtained from kamala, 2. The coloring matter of *Mallotus philippinensis*.

Rowntree and Geraghty's phenol sulphone phthalein test to determine renal function; see in *appendix*, page 895.

Ru. Chemical symbol for the element ruthenium.

rub'ber. See *caoutchouc*. **hard r.** Ebonite; vulcanized caoutchouc which has been rendered hard and susceptible of a polish by being subjected to pressure and heat during the process of vulcanization, or by the incorporation of some other ingredient, such as tar, white lead, etc. It can be molded and rolled at a high temperature, and when cold is firm, brit-

tle, hard, light, impermeable to liquids, and resistant to ordinary chemicals.

indian r., india r. See *caoutchouc*.

rubefacient (ru-be-fa'shent). Producing redness; as a n., an application that produces hyperemic reaction of the skin. [Lat., *rubefaciens*, from *ruber*, red, + *facere*, to make.]

rubella (ru-bel'lah). See *rubeola*.

rubeola (ru-be-o'lah). German measles; an acute, infectious variety of roseola, of mild character and short duration. It has an exanthem resembling that of measles. [Lat., *rubere*, to be red.]

Rubia (ru'be-ah). 1. A genus of plants of the *Rubiaceae*. 2. Madder, the dried root of *R. tinctorum*. It was formerly considered diuretic and emmenagogue. Its most important constituent is alizarin.

R. peregrina. Wild madder. Its root yields a part of the madder of commerce.

R. sativa major, R. tinctoria, R. tinctorum. Dyers' madder. Its root, dried and powdered, constitutes madder. [Lat., *rubeus*, red.]

rubidium (ru-bid'e-um). A metal discovered by Bunsen in 1861 and found widely diffused through the mineral kingdom, although always in small quantities. The element as well as its salts resembles potassium and its salts. Atomic weight, 85.5. Symbol, Rb. [Lat., *rubidus*, dark red, on account of the characteristic absorption lines which the metal gives in the extreme red portion of the spectrum.]

Ru'binat-Con'dal. A certain Spanish purgative spring water containing magnesium sulphate.

Rub'ner's sug'ar reac'tion. Based upon the principle that glucose is precipitated by an ammoniacal solution of basic lead acetate, the precipitate turning pink or rose-red upon warming.

Ru'bus. 1. A genus of plants (including the blackberry, raspberry, dewberry, etc.) of the *Rosaceae*. 2. Of the U. S. Ph., the root bark of *R. villosus*, *R. cuneifolius*, or *R. nigrobaccus*. The fluidextract and the syrup of blackberry-root bark are official in the U. S. Ph.

R. ideus. 1. Common raspberry, the *batos idaea* of Dioscorides. The leaves are mildly astringent, and were formerly used medicinally. 2. Of the U. S. Ph., 1890, the fruit of this species, used in the preparation of a refrigerant syrup.

R. villosus. Common (or high) blackberry of North America, of which there are two varieties, *R. frondosus*, in which the fruit is more acid, and a procumbent or trailing variety *R. humifusus*, which is not easily distinguished from the *R. trivialis* of Pursh. The root is covered with a thin, brownish bark, which constitutes in part the r. of the U. S. Ph. The bark of the root, the leaves, and the flowers are astringent. [Lat.]

ructus (ruk'tus). Belching of wind.

rudiment (ru'dim-ent). An undeveloped organ or part; an element or elementary principle.

cerebral r. The primitive medullary expansion or cerebral vesicle.

primitive unpaired cerebral r. The

simple form of the primitive brain; originally, merely a dilatation of the medullary canal divided into compartments or primary cerebral vesicles. [Lat., *rudis*, unwrought.]

rudimentary (ru-dim-en'ta-re). Undeveloped; imperfectly developed.

rue (ru). See *Ruta* and *Ruta graveolens*.

oil of r. A volatile oil distilled from *Ruta graveolens* [U. S. Ph., 1890].

rugae (ru'gah). A ridge or raised fold.

rugae vaginae (or **vaginales**). The transverse ridges of the anterior and posterior walls of the vagina.

rugae ventriculi. The folds of the mucous membrane of the collapsed stomach. [Lat., *rugae*, fold, wrinkle.]

rugose (ru'gös). Marked by rugae or wrinkled corrugations, ridge. [Lat., *rugae*, a wrinkle.]

rugosity (ru-gos'it-e). 1. The state of being rugose. 2. A ruga.

Ruhmkorff's coil. An induction apparatus in which the secondary coil is of very fine wire which is of great length. The two ends of the primary coil are connected with the two coatings of a condenser, and a Toucault's contact breaker is used for breaking the current. The secondary coil is not movable.

rum. An alcoholic liquor distilled from the residue obtained in the manufacture of cane sugar or molasses. Average pure r. contains from 50 to 60 per cent. of alcohol.

ru'men. The paunch; in ruminants, the pouch, or, more properly, an esophageal dilatation into which the food first passes, and where it is retained, so as to be moistened or macerated, before it is returned to the mouth. [Lat., *rumen*, throat, gullet.]

Ru'mex. 1. A genus of weedlike herbs (docks and sorrels) of the *Polygonaceae*. 2. Of the U. S. Ph., 1890, the astringent root (dock root) of *R. crispus*, *R. acutus*, *R. silvestris*, and other species of *R.* It is little used therapeutically.

R. acetosella. The field sorrel. It is used as an antiscorbutic. The juice of the leaves is acidulous.

R. crispus. Curled dock. The root constitutes in part the r. of the U. S. Ph., 1890. In Europe the fruits are used as an antidiysenteric.

rumicin (ru'mis-in). A substance found in *Rumex*, closely resembling chrysophanic acid.

ruminant (ru'min-ant). Chewing the cud; belonging to the *Ruminantia*, which are a group of hoofed mammals consisting of those which chew the cud. [Lat., *ruminans*.]

rumination (ru-min-a'shun). The act or process of chewing the cud characteristic of the *Ruminantia*; in a pathological sense, merycism. [Lat., *ruminatio*.]

rump. The sacrococcygeal region. [Ger., *Rumpf*, trunk.]

run'ning. 1. Locomotion by a succession of more or less rapid leaps with first one foot and then the other, one foot leaving the ground before the other has reached it. 2. A popular term for a morbid discharge.

run'round. See *paronychia*.

rupia (ru'pe-ah). A skin eruption occurring in syphilis, which consists of individual tubercles or groups of tubercles, which may ulcerate with the production of heaped-up, laminated crusts, characteristic of the lesion. **r. escharotica.** Another name for *ecthyma gangrenosum*. [Gr., *rypos*, filth.]

rupture. 1. A laceration or bursting. 2. A popular term for hernia. [Lat., *ruptura*, from *rumpere*, to break.]

Rus'sell's bod'ies. Small hyaline bodies, staining intensely with fuchsin, which are present in malignant growths and inflammatory conditions. See *cancer bodies*, under *cancer*. [William Russell, Edinburgh physician.]

Rus'sian catarrh'. See *influenza*.

rust. 1. Iron oxid or hydroxid, appearing as a brownish red deposit formed on metallic iron by exposure to moisture. 2. A fungous disease affecting plants in which rustlike spots appear upon them.

rut. The annually recurring sexual excitement of male deer; extended to other

animals. [Old Fr., *rot*, from Lat., *rugitum*.]

Ruta (ru'tah). 1. Rue. 2. *R. graveolens*. **R. graveolens**, **R. hortensis**, **R. latifolia.** Common rue; formerly official in the U. S. Ph. as *r.* All parts are active, but the leaves are commonly used. Rue has the exciting, irritant, narcotic properties of its volatile oil, and is used as a vermifuge and antihysterical, in colic and amenorrhœa. [Gr., *rute*.]

ruthenium (ru-the'ne-um). A steel gray metallic element. It oxidizes on prolonged exposure to the air, but is scarcely affected by the action of any acids. Symbol, Ru. Atomic weight, 102.

ru'tin. A glucosid, $C_{12}H_{20}O_{15}$, probably identical with barosmin of buchu.

rutyl (ru'til). See *capryl*.

Ruysch's uterine muscles. A bundle of fibers at the fundus uteri. [Frederic Ruysch, Dutch anatomist, 1638-1731.]

rye (ri). *Secale cereale* or its grain. **horned r.**, **spurred r.** See *claviceps purpurea* and *ergot*. [Ang.-Sax., *ryge*.]

S

S. Chemical symbol for the element sulphur.

S. The letter S, also an S-shaped structure. **S. romanum.** See *sigmoid flexure of the colon*, under *flexure*.

sabadillin (sab-ad-il'in). A supposed alkaloid, probably a mixture from cevadilla.

sa'bal. Of the U. S. Ph., the partially dried ripe fruit of *Serenoa serrulata*. The fluidextract of *s.* is official in the U. S. Ph.

Sabbatia (sab-ba'she-ah). A genus of plants of the *Sabbatinae*. **S. angularis.** American centaury. The herb is used as a digestive tonic and an anthelmintic. **S. paniculata.** A species common in the southern United States; used like *S. angularis*. [From *Sabbati*, Italian botanist.]

Sabina (sab-i'nah). 1. The genus *Juniperus*. 2. Of the U. S. Ph., the tops of *Juniperus sabinus*. The fluidextract of *savin* (*q. v.*) is also official in the U. S. Ph. 3. The tops of *Juniperus*. 4. *Savin* leaves. [Lat., *Sabini*, the Sabines.]

sabromin (sa-bro'min). Calcium dibromobenzenate, $C_6H_4Br_2Ca$. Dibromobenzenic acid liberated in the stomach, passing unchanged into the intestine, from which it is absorbed, acting as a non-irritant bromid.

saburral (sab-ur'al). *obs.* Pertaining to foulness of the stomach. [Lat., *saburra*, sand.]

sac. A pouchlike structure. **air s.** An air cell. **allantoid s.** The allantoids. **amniotic s.** See *amnion*. **aneurismal s.** That dilatation of a blood vessel constituting the wall of an aneurism. **conjunctival s.** The s. formed by the re-

flection of the palpebral conjunctiva on to the eyeball. **embryonic s.** The body of the embryo at an early period of development, when the closure of the abdomen has been accomplished, and it presents a saclike appearance. **fetal s.** The s. which contains the fetus in cases of extra-uterine gestation. **hernial s.** The pouch of peritoneum which incloses a hernia. **lacrimal s.** The dilated upper portion of the lacrimal duct. **vaginoperitoneal s.** The s. of a congenital inguinal hernia. **vitelline s.** The s. (called the *umbilical vesicle* in the human subject) surrounding the yolk in the embryo produced by the cleavage of the mesoblast. **yolk s.** An organized and vascular covering formed by the extension of the layers of the blastoderm over the surface of the yolk, in vertebrate animals. See *umbilical vesicle*, under *vesicle*. [Lat., *saccus*, a bag.]

saccate (sak'ät). 1. Sac-shaped. 2. Provided with a sac. 3. In descriptive bacteriology, a term signifying shaped like a sac, tubular, cylindrical. [Lat., *saccatus*.]

saccharamid (sak-ar-am'id). An amid of saccharic acid, $C_6H_{10}(NH)_2$.

saccharate (sak'ar-ät). 1. A compound of a metal with saccharose; more properly termed a sucrate. 2. A salt of dibasic saccharic acid, the most usual meaning of the word.

saccharated (sak'ar-a-ted). Containing sugar.

saccharic (sak'ar-ik). Derived from, or related to, sugar. **s. acid.** See under *acid*.

saccharid (sak'ar-id). An ether com-

pounded of dextrose and an acid radicle or some other compound; also dextrose itself. See *disaccharid*, and *polysaccharids*.

saccharification (sak''ar-if-i-ka'shun).

The act or process of converting into sugar. [Gr., *sakcharon*, sugar, + Lat., *facere*, to make.]

saccharimeter (sak-ar-im'et-er). An apparatus for determining the amount of sugar in a solution. A special form of polarimeter so constituted as to indicate the amount of sugar present in a solution by the degree to which the latter rotates the plane of polarization. A hydrometer for determining the percentage of sugar in a solution from the specific gravity is also called a s. [Gr., *sakcharon*, sugar, + *metron*, a measure.]

saccharin (sak''kar-in). The anhydrid of orthosulphaminbenzoic acid,

CO

$C_6H_4 < > NH$, of intensely sweet taste.

SO

It is said to be 280 times as sweet as sugar, and is used as a substitute for it in diabetes and obesity. It has an acid reaction and is feebly antiseptic.

saccharine (sak''ar-ēn). 1. Combined with or containing sugar. 2. Having a sweet taste.

saccharo- (sak''kar-oh). Combining form of Gr., *sakcharon*, sugar.

saccharobiose (sak''ar-o-bi'ōs). Saccharose.

saccharogen (sak''ar-o-jen). A glucosid.

saccharoid (sak''ar-oyd). Resembling sugar. [Gr., *sakcharon*, sugar, + *eidōs*, resemblance.]

saccharol (sak''ar-ol). See *saccharin*.

saccharometer (sak-ar-om'et-er). See *saccharimeter*.

Saccharomyces (sak-kar-om'fīs-ēs). Syn.: *yeast fungi*. A genus of the *Fungi*, of the order *Ascomycetes*, being non-chlorophylleous organisms, forming a group commonly known as the yeast fungi.

They include most of the fungi capable of exciting alcoholic fermentation in saccharine liquids, and are able to live without free oxygen. They consist of rounded or ellipsoidal, non-nucleated cells, which, under suitable conditions, reproduce themselves by repeated processes of budding. **S. albicans**. See *Oidium albicans*. **S. anginae**. A form found in tonsillitis. **S. Blanchardi**. A form found in a case of peritonitis, showing a large gelatiniform mass. **S. Busse**. A pathogenic form isolated by Busse in 1894 from the necrotic nodules of the tibia, lungs, spleen, and kidney in a case of general infection with this yeast. **S. Cantliei**. A form producing seborrhea in children in the tropics. **S. cerevisiae**. The yeast of beer (or brandy), brewers' yeast. **S. conglomeratus**. A species composed of nearly spherical cells, 5 to 6 μ in diameter, bound together in the form of glomerules or small balls. It occurs on fermenting grapes and at the beginning of the vinous fermentation. **S. ellipsoides**. Found in a case of

otitis media. **S. linguae-pilosae**. A species present in "black tongue." **S. neoformans**. A species found by Sanfelice on the skin of a lemon; productive, when injected into animals, of growths closely resembling sarcoma. **S. ovalis**. The organism of pityriasis capitis and pityriasis alba atrophicans. **S. pasteurianus**, **S. pastorianus**. An organism forming in the fermentation of beer and the last stage of the fermentation of cider and wine. **S. ranulatus**. A form present in a tumor of the submaxillary bone. **S. Samboni**. A form causing dermatitis of the cruroscrotal region. **S. tumiefaciens**. Found by Curtis in a benign tumor. See also *blastomyces*. [Gr., *sakcharon*, sugar, + *mykes*, a fungus.]

saccharomycetic (sak''ar-o-mi-set'ik). Pertaining to or caused by a *Saccharomyces*. **saccharomycetolysis** (sak''ar-o-mi-set-ol'is-is). The splitting up of sugar by a yeast fungus. [Gr., *sakcharon*, sugar, + *mykes*, a fungus, + *lysis*, dissolution.]

saccharomycosis (sak''ar-o-mi-ko'sis). Any disease produced by a yeast fungus.

s. hominis. Another name for blastomycosis.

saccharorrhoea (sak''kar-or-re'ah). 1. The secretion of a saccharine fluid. 2. See *diabetes mellitus*, under *diabetes*. **s. cutanea**. See *ephidrosis saccharata*, under *ephidrosis*. [Gr., *sakcharon*, sugar, + *rein*, to flow.]

saccharose (sak''ar-ōs). See *cane sugar*.

Saccharum (sak''kar-um). 1. A genus of plants of the *Andropogoneae*. 2. Of the U. S. Ph., *sucrose*. See *cane sugar*. 3. See *sugar*. **s. acernum**. Maple sugar. **s. amylaceum**. See *dextrose*. **sacchari fex**. Molasses. **s. lactis**. See *lactose*. **S. officinarum**. (Common) sugar cane; believed to have been originally of the Indo-Chinese countries, Bengal, and the Malay Archipelago. **s. purificatum** [Br. Ph.], **s. purum**. Purified or refined sugar. See *cane sugar*. **spiritus sacchari**. See *rum*. **syrupus sacchari**. See *syrupus*. [Gr., *sakcharon*.]

saciform (sak''se-form). Shaped like a sac. [Lat., *saccus*, a sac, + *forma*, form.]

sacchar (sak''u-lar). See *sacculate* (1st def.). [Lat., *sacculus*, a little sac.]

sacculate (sak''u-lāt). 1. In the form of a small sac. 2. Provided with small sac-like projections. [Lat., *sacculus*, a little sac.]

sacculated (sak''u-la-ted). 1. Formed into sacs; in the form of a sac. 2. Encysted. [Lat., *sacculatus*.]

saccule (sak''ūl). A little sac; any small pouch-shaped part. **vestibular s.** One of the two cavities of the vestibule, which is connected with the canal of the cochlea. It is circular, and lies in front of the entrance to the scala vestibuli of the cochlea. On its anterior wall is the opening of the canalis reuniens, which communicates with the cochlear canal. [Lat., *sacculus*, dim. of *saccus*, sac.]

sa'cral. Pertaining to or connected with the sacrum. [Lat., *sacralis*.]
sacro- Combining form of Lat., *sacrum*, i. e., *os sacrum*.
sacrococcygeal (sa''kro-kok-sij'e-al). Pertaining to the sacrum and to the coccyx. [Lat., *sacrococcygeus*.]
sacrocoxygeus (sa''kro-kok-sij'e-us). See *table of muscles*, under *muscle*.
sacro-iliac (sa-kro-il'e-ak). Pertaining to the sacrum and to the ilium.
sacrolumbalis (sak''ro-lum-ba'lis). The analogue in quadrupeds of the quadratus lumborum. See *table of muscles*, under *muscle*.
sacrolumbar (sak-ro-lum'bar). Pertaining to the sacrum and the lumbar region.
sacropubic (sak-ro-pu'biik). Pertaining to the sacrum and to the os pubis.
sacrospinal (sa-kro-spi'nal). Pertaining to the sacrum and to the vertebral spines.
sacrospinalis (sa''kro-spi-na'lis). See *table of muscles*, under *muscle*.
sacro-uterine (sa-kro-u'ter-ën). See *utero-sacral*.
sacrovertebral (sa-kro-ver'te-bral). Pertaining to the sacrum and to the vertebral column.
sacrum (sa'krum). The sacred bone (so called from an ancient belief that it was indestructible); a bone of the back part of the pelvis (really made up of five vertebrae) situated between the ossa innominata and articulating with them, forming the "keystone" of the pelvic arch. [Lat., *sacer*, sacred.]
sacto- Combining form of Gr., *saktos*, stuffed.
sactosalpinx (sak-to-sal'pinkx). *obs.* A generic term for hydrosalpinx, hematosalpinx, and pyosalpinx, i. e., an over-filled tube. [Gr. *saktos*, stuffed, + *salpizx*, a trumpet.]
sadism (sa'dizm). The association of pain and sexuality; so named from the Marquis de Sade, who was infamous for his crimes and the character of his intrigues. Its ambivalent is masochism. It is met with in psycho-analysis in attenuated form. [*Marquis de Sade*, 1740-1814, French nobleman.]
sadist'ic. Pertaining to sadism.
safflower (saff'low-er). See *carthamus*.
saffron. The dried stigmata of *Crocus sativus*. It has a peculiar, strong, aromatic odor and a bitter, pungent taste. S. contains a bitter principle (picrocrocin), and polychroite (on which its coloring power depends, and which yields crocin on decomposition). S., commonly called Spanish s., is used mainly for coloring. See *carthamus*. [U. S. Ph., 1890; Br. Ph., 1885.]
safranin (saf'ran-in). 1. A pink dyestuff (anilin pink), $C_{18}H_{18}N_4$, a violent poison, producing diarrhea, dyspnea, convulsions, acceleration and enfeeblement of the heart's action, and death by respiratory paralysis. 2. See *crocin*.
safrene (saf'rën). A constituent, $C_{10}H_{10}$, of oil of sassafras.
saffrol. A liquid, $C_{10}H_{10}O_2$, obtained from oil of sassafras, camphor oil and other

volatile oils. Used in headaches, neuralgia, and subacute rheumatism. [U. S. Ph., *safrolum*.]
sagapenum (sag-ap-e'num). A concrete gum resin of uncertain botanical origin, ascribed by many authors to *Ferula persica* or *Ferula szowitziana*. It resembles asafetida and galbanum. [Gr., *sagapennon*.]
sage (sāj). See *Salvia*.
sagittal (saj'it-al). Pertaining to the anteroposterior median plane or a plane parallel to it. s. *plane*. See *sagittal plane*, under *plane*. s. *suture*. See *sagittal suture*, under *suture*. [Lat., *sagittalis*.]
sa'go. The starch meal obtained from the stem of *Metroxylon Rumphii* and *Metroxylon leve* (or of certain other palms, which, however, yield an inferior product), washed, reduced to grains, and heated till the surface becomes slightly glutinous. s. *spleen*. The appearance of the spleen in amyloid degeneration. [Malay, *sagu*.]
St. Anthony's fire. Another name for *erysipelas*.
St. Guy's dance. See *chorea*.
St. Ignatius' bean. The seed of *Strychnos ignatia*. It contains strychnin.
St. John's dance. See *epidemic chorea*, under *chorea*.
St. Vitus's dance. See *chorea*.
sajodin (sa'jo-din). Calcium mono-iodobenenate, $C_6H_5O_4I_2Ca$. It is used in place of the iodids. It contains 26 per cent. of iodine.
saki (sa'ke). See *arrack*.
sal. See *salt*. s. *aëratum*. Saleratus; a commercial product, a mixture of potassium carbonate and bicarbonate, or a salt of intermediate composition. s. *alembroth*. See *alembroth*. s. *amarum*. Magnesium sulphate. s. *ammoniac*, s. *ammoniacum*, s. *ammoniacum*. Ammonium chlorid. s. *carolinum factitium*. Artificial Carlsbad salt, containing sodium sulphate, potassium sulphate, sodium chlorid, and sodium bicarbonate [N. F.]. s. *Glauberi*. Sodium sulphate. s. *kissingense factitium*. A mixed artificial salt containing potassium and sodium chlorids, magnesium sulphate, and sodium bicarbonate. An aqueous solution has the essential composition of Kissingen water (Rakoczi Spring) [N. F.]. s. *microcosmicus*. Sodium and ammonium phosphate. s. *soda*. Sodium carbonate. s. *thamarum carolinensium artificiale*. See *s. carolinum factitium*. s. *volatile*. See *ammonium carbonate*. [Lat.].
salacetol (sal-as'e-tol). Acetyl carbinol, a synthetic compound of salicylic acid; used like salol.
salaman'derin. See *samandaridin*.
salantol (sal-an'tol). See *salacetol*.
salazolon (sal-a'zo-lon). See *antipyrin salicylate*, under *antipyrin*.
salborol (sal-bo'rol). A mixture of salol and boric acid; used as an antiseptic.
sal'ep. The dried tubers of various orchids. The most important constituent

- of s. is a mucilage, but it also contains some sugar and albumin and sometimes starch. It is used as an article of diet and its decoction, flavored, is used as a demulcent.
- saleratus** (sal-er-a'tus). Formerly, potassium bicarbonate; now, also, sodium bicarbonate; used as a source of carbon dioxide and hence entering into the composition of baking powders and used in the preparation of effervescent drinks. [Lat., *sal*, salt, + *aeratus*, aerated.]
- salhyppone** (sal-hip'nōn). An antiseptic benzoylmethylsalicylic ester.
- salicamar** (sal-ik'am-ar). Glycerin ether of glycerolsalicylic acid; a stomachic.
- salicifrice** (sal-is'if-ris). A proprietary antiseptic tooth paste containing salicylic acid and soap.
- salicin** (sal'is-in). A glucosid, $C_6H_4(CH_2OH)OC_6H_{11}O_5$, found in the bark and leaves of different species of willows and poplars, especially *Salix helix*, *Salix pentandra*, and *Populus tremula*. It was introduced as a substitute for salicylic acid, but is little used. [U. S. Ph., *salicinum*.]
- salicol** (sal'ik-ol). 1. Carbolic acid. 2. A solution of methyl alcohol, salicylic acid, and oil of wintergreen in water.
- salicyl** (sal'is-il). The hypothetical oxygenated radicle, $C_7H_5O_2$, of salicylic and salicylic acids. **s'acetic acid**. See *aceto-salicylic acid*, under *acid*. **s. acetol**. See *salacetol*. **s. aldehyd**. Orthohydroxybenzaldehyd, a substance, $C_6[H.OH,CHO,H.H,H]$, obtained from the juice of various plants of the genus *Spirea*, from the larvae of *Chrysomelon populi*, and in other ways, and occurring as an aromatic liquid of spicy and burning taste. It is said to be antiseptic. **s'anilid**. 1. A crystalline substance, $C_8H_7NO_2 = C_6H_4(OH)CO.NH(C_6H_5)$, formed by the action of phosphorus protochlorid on a mixture of salicylic acid and anilin heated to $180^\circ C$. 2. A term erroneously used for an anilic derivative of salicylic aldehyd, properly *salhydranilid*. **s'uric acid**. See under *acid*.
- salicylamid** (sal'is-il-am'id). The compound $C_6H_4(OH)CO.NH_2$, obtained by the action of alcoholic ammonia on methyl salicylate; acting medicinally like salicylic acid.
- salicylase** (sal-is'il-ās). An oxidizing enzyme present in many plants, as well as in the liver, which oxidizes salicylic aldehyd to salicylic acid.
- salicylic** (sal-is-il'ik). Of, pertaining to, or containing the radicle salicyl; pertaining to or derived from s. acid. **s. acid**. See under *acid*. **s. anhydrid**. See *disalicylic acid*, under *acid*. [Lat., *salix*, the willow.]
- salicylid** (sal'is-il-id). A salicylic anhydrid.
- salifebrin** (sal-if-e'brin). See *salicyl-anilid*, under *salicyl*.
- salifiable** (sal'if-i-ab-l). Of a base, capable of forming a salt by combining with an acid. [Lat., *sal*, salt, + *fiere*, to become.]
- salification** (sal-if-ik-a'shun). The formation of a salt.
- saliformin** (sal-if-or'min). A trade name for hexamethylenamin salicylate, $(CH_2)_6N_4C_6H_4.OH.COOH$. It does not differ essentially from a mixture of its constituent acid and base.
- saligallol** (sal-ig-al'ol). Disalicylate of pyrogallic acid.
- saligenin** (sal-ij'en-in). Orthohydroxybenzyl alcohol, $C_6H_4OH.CH_2OH$, derived from salicin by the action of animal and vegetable ferments.
- salimeter** (sal-im'et-er). See *salinometer*.
- salinaphthol** (sal-in-af'thol). See *betol*.
- saline** (sa'lin). Pertaining to or containing a salt or salts, especially sodium chlorid. [Lat., *sal*, salt.]
- salinometer** (sal-in-om'et-er). A salt gauge; a hydrometer for determining the strength of saline solutions. [Lat., *salinus*, saline, + Gr., *metron*, a measure.]
- saliphen** (sal'if-en). A combination of phenetidid and salicylic acid; used as an antipyretic.
- salipyrazolon** (sal-ip-ir-az'o-lon). See *antipyrimin salicylate*, under *antipyrimin*.
- salipyrim** (sal-ip-i'rim). See *antipyrimin salicylate*, under *antipyrimin*.
- sal'it**. The salicylic ester of borneol, $C_{17}H_{22}O_2$. A proprietary antineuralgic and antirheumatic.
- salitannol** (sal-it-an'ol). A condensation product, $C_{14}H_{10}O_7$, of salicylic and gallic acids; an antiseptic.
- salithymol** (sal-ith-i'mol). A thymol ester of salicylic acid; used like salol.
- saliva** (sal-i'vah). Spit, spittle; an insipid, transparent, somewhat viscid fluid secreted by the salivary glands, and poured into the cavity of the mouth. It contains water, an amylolytic digestive ferment (ptyalin), mucus, and mucous corpuscles, and has a weak alkaline reaction. The s. secreted by the various salivary glands varies in composition, as does also s. from different animals. In man s. begins the conversion of starch into sugar, but its chief use seems to be the aiding of deglutition by moistening the food.
- chorda** s. S. obtained from the submaxillary gland by irritation of the chorda tympani. **sympathetic** s. S. obtained by stimulation of the sympathetic nerve fibers supplying the glands; it is thicker and more scanty than the chorda saliva. [Lat.]
- salivant** (sal'e-vant). Promoting the production of saliva.
- salivary** (sal'e-va-re). Pertaining to the saliva or to its formation.
- saliva'tion**. Syn.: *ptyalism*. An excessive production and flow of saliva, caused either by certain poisons (especially mercury) or by visceral disease. **pancreatic** s. The supposed regurgitation and vomiting of pancreatic fluid.
- Salix** (sa'liks). 1. The willow; a genus of trees or shrubs. 2. The bark of *S. alba* and other species. It is a mild tonic and febrifuge. **S. alba**. Common white willow. A distilled water was formerly prepared from the male catkins. **S.**

babylonica. Weeping willow. The catkins, leaves, and young branches are considered tonic and anthelminthic. **S. helix.** A variety of *S. purpurea*, rich in salicin. **S. nigra.** Black willow. The bark, especially that of the root, is bitter and antiperiodic. [Lat.]

salization (sal-i-za'shun). Muscular jerking.

sal'min. The protamin, $C_{30}H_{57}N_{14}O_8$, isolated from the spermatozoa of the salmon.

salocoll (sal'o-kol). Phenocoll salicylate; an antipyretic and antirheumatic.

sal'ol. Phenyl salicylate, $C_6H_4(OH)CO\bar{O}-C_6H_5$. A white crystalline substance; used as an antipyretic and disinfectant, also in rheumatism. [U. S. Ph., 1890; Br. Ph.]

salophen (sal'o-fen). Acetylpara-amidophenol-salol, $C_6H_4 \begin{matrix} OH \\ COO \end{matrix}, C_6H_4N \left\{ \begin{matrix} H \\ COCH_3 \end{matrix} \right.$

occurring in white crystalline scales. Taken into the system, it splits up into sodium salicylate and acetylpara-amidophenol. It actions resemble those of salol. It is used both internally and externally.

salouquin (sa-lo-kwin'in). The quinin ester of salicylic acid, $C_{27}H_{28}O_4N_2$. Used as a tasteless substitute for quinin and for salicylic acid. **s. salicylate.** The salicylate of s. has been used in rheumatism, neuralgia, etc.

salpingectomy (sal-pin-jek'to-me). Excision of the oviduct. [Gr., *salpigx*, a trumpet, + *ektēmeîn*, to cut out.]

salpingian (sal-pin'je-an). Pertaining to a tube, especially to the eustachian tube or the oviduct. [Gr., *salpigx*, a trumpet.]

salpingitis (sal-pin-ji'tis). Inflammation of the fallopian tube or of the eustachian tube. [Gr., *salpigx*, a trumpet, + *itis*, inflammation.]

salpingo-. Combining form of Gr., *salpigx*, from *salpigx*, trumpet; used to denote either the fallopian or eustachian tubes.

salpingocele (sal-pin'go-sēl). The fallopian tube, forming part of a hernial sac. [Gr., *salpigx*, tube, + *kele*, hernia.]

salpingo-oöphorectomy (sal-pin'go-o'-of-or-ek'to-me). Excision of the fallopian tube and ovary. [Gr., *salpigx*, a trumpet, + *oon*, an egg, + *phoros*, bearing, + *ektēmeîn*, to cut out.]

salpingo-oöphoritis (sal'pin-go-o-of-or-i'tis). Inflammation of the fallopian tube and ovary. [Gr., *salpigx*, a trumpet, + *oon*, an egg, + *itis*, inflammation.]

salpingostomy (sal-pin-gos'to-me). The operation of reopening the occluded ostium, allowing the liquid to escape, excising a piece of the wall of the tube, and stitching the mucous and serous membranes together along the margin of the artificial opening, so as to form a fistula. [Gr., *salpigx*, a trumpet, + *stoma*, an aperture.]

salpingotomy (sal-pin-got'o-me). Incision of the oviduct. [Gr., *salpigx*, trumpet, + *temneîn*, to cut.]

salpinx (sal'pinks). A tube, particularly the eustachian tube or the oviduct. [Gr., *salpigx*, a trumpet.]

salt. 1. Sodium chlorid. 2. In chemistry, a compound produced by the union of an electronegative element or radicle and an electropositive element or radicle. The latter constitutes the basic constituent, and is either a metal or the oxid or hydrate of a metal. The former is the acid constituent, and is either a non-metallic (oxygenic) element or a metal united with a large amount of oxygen. **acid s.** That one of two or more s's formed from a dibasic or polybasic acid and a base in which only a portion of the hydrogen of the acid is replaced by the base, so that the s. still has acid properties, i. e., is capable of undergoing replacement by bases. **alkaline s's.** 1. S's which are alkaline in reaction. 2. S's which still possess alkaline properties, i. e., are still capable of neutralizing acids. **amphid s's.** Of Berzelius, certain salts believed to be compounds of two oxids, two sulphids, two selenids, or two tellurids. **artificial Carlsbad s.** See *sal carolinum factitium*, under *sal*. **bakers' s.** Ammonium sesquicarbonate; so called from bakers using it as a substitute for yeast. **basic s.** A compound of a normal s. with an oxid or hydroxid. **bay s.** 1. See *sodium chlorid*, under *sodium*. 2. The salt evaporated from sea water by solar heat. **bitted (purging) s.** See *magnesium sulphate*, under *magnesium*. **Cheltenham s.** A mixture of equal parts of magnesium sulphate, sodium sulphate, and sodium chlorid, or some similar mixture. **common s.** See *sodium chlorid*, under *sodium*. **double s.** A s. in which two bases have replaced the hydrogen of an acid. **Epsom s.** See *magnesium sulphate*. **Glauber's s.** See under *Glauber*. **martial sea s.** Iron chlorid. **Monse's s.** Iron subsulphate. **neutral s., normal s.** A s. formed by the replacement of all the replaceable hydrogen atoms of an acid by a basic radicle. **oxygen s., oxys'.** A s. containing oxygen; the s. of an oxygen acid. **Rochelle s.** Potassium and sodium tartrate. **rock s.** Native crystallized sodium chlorid occurring in masses; also, as used in the United States, sodium chlorid obtained by the evaporation of sea water when occurring in large crystals. **s. of Seignette.** Potassium and sodium tartrate. **s. of Sorrel.** A mixture of potassium oxalate and quadroxalate; also called (without good reason) salt of lemon. It is commonly used to remove ink stains. **Poisonous. s. of tartar.** A synonym for potassium carbonate. **s. of wisdom.** See *alembroth*. **s. solution.** A solution of sodium chlorid in distilled water. Such a solution, when of a strength of 0.7 to 0.9 per cent., causes little or no change in animal tissues with which it comes in contact, and is hence called indifferent (or normal, or physiological) s. solution, and is used in physiological experiments and microscopy whenever it is desired to keep the tissues as nearly normal as possible; also, injected subcutaneously, as a restorative remedy. **sea s.** Sodium chlorid, more or less

pure, obtained by evaporation of sea water. **smelling s.** Any pungent volatile s., particularly ammonium carbonate, used by inhalation as a respiratory and cardiac stimulant. **spirit of s.** An old name for hydrochloric acid. **table s.** See *sodium chlorid*, under *sodium*. **volatile s.** Ammonium sesquicarbonate. [Lat., *sal*.]

saltpeter (salt-pe'ter). Crude potassium nitrate. [Lat., *salpetra*.]

salt rheum (room). See *eczema*.

salubrol (sal'u-brol). A product of the action of bromin on a compound of methylene and antipyrin; a substance for iodiform.

salufer (sal'u-fer). A trade name for sodium silicofluorid. [Lat., *salus*, health, + *ferre*, to bring.]

salsarsan (sal'var-san). Trade name for Ehrlich-Hata preparation, No. 606 used in treatment of protozoan diseases, notably syphilis. It is paradihydroxy-meta-diamino-arseno-benzene dihydrochlorid [AsC₆H₄(OH)(NH₂)₂·2HCl].

salve (sahv). See *ointment*.

Salyia (sal've-ah). 1. Sage; a genus of labiate herbaceous or shrubby plants. 2. Of the U. S. Ph., sage leaves; the leaves of *S. officinalis*. Formerly used as a stimulant in excessive secretion and flatulence. **S. officinalis**. Garden sage; the leaves are official. [Lat.]

salviol (sal've-ol). A principle, C₁₀H₁₆O, contained in oil of sage.

samandaridin (sam-an-dar'id-in). *Obs.* A poisonous leukomatin, C₃₄H₅₀N₂O₅, obtained from the skin of the salamander.

Sambucus (sam-bu'kus). 1. A group of plants of the *Caprifoliaceae*. 2. Elder flowers. **aqua sambuci**. A water distilled from elder flowers [Br. Ph.]. **S. canadensis**. American elder; closely related to *S. nigra* and similarly used.

Sambuci flores. Elder flowers; the flowers of *S. nigra* [Br. Ph., 1898]. **S. nigra**. Common elder. The flowers contain a volatile oil and are used to prepare *unguentum sambuci* and *aqua sambuci*. The berries are aperient and diaphoretic.

sam-shi. See *arrack*.

sanative (san'a-tiv). Having the power to heal; curative; healing. [Old Fr., *sanatif*, or Lat., *sanativus*, from *sanare*, to heal.]

sanatogen (san'at-o-jen). A certain dietetic preparation made from casein and glycerophosphate.

sanatol (san'at-ol). See *creolin*.

sanatorium (san-a-to're-um), pl. *sanatoria*. 1. A health resort; a locality selected as a retreat for its salubrity. 2. An establishment for the reception and medical treatment of invalids (often spelled *sanitarium*, *sanitaria*). Often incorrectly written *sanatarium* and *sanataria*. [Lat., neut. of *sanatorius*, giving health, from *sanus*, from *sanare*, to heal.]

sandalwood (san'dal-wood). As commonly used, lignum santali; also the wood of other species of *Santalum*, red saunders.

sandarac (san'dar-ak). The dried resinous secretion of *Callitris quadrivalvis*.

It is said to consist of three distinct resins, one of which, forming the largest proportion, is entirely soluble in alcohol, another is less soluble, while the third is soluble only in hot alcohol. It is used as an incense and in varnish.

sand flea. See *chigoe*.

sand fly. Members of the family *Simuliidae* and genus *Simulium*, being blood-sucking insects that attack man and beast in Europe and the tropics.

san'dix. Red lead oxid.

Sänger's macula. Red spots, resembling flea bites, occurring at the orifices of Skene's and Bartholin's glands in gonorrhoea. [M. *Sänger*, Prague gynecologist, born 1853.]

sanguinal (san'gwin-al). Defibrinated blood evaporated to a pitular consistence.

Sanguinaria (san-gwin-a're-ah). 1. A genus of plants of the *Papaveraceae*. 2. Of the U. S. Ph., blood-root; the rhizome of *S. canadensis*. In small doses it is an expectorant, in somewhat larger doses an emetic, and in overdoses a narcotic poison. The fluidextract and the tincture of sanguinaria are official in the U. S. Ph. **acetum sanguinariae**. A preparation made by percolating blood-root with vinegar [U. S. Ph., 1880]. [Lat., *sanguis*, blood.]

sanguinarin (san-gwin-a'rin). An alkaloid, (C₂₀H₁₅NO₄), obtained from *Sanguinaria canadensis* and other plants. It is a convulsant poison. The nitrate of s. is used as a stimulant expectorant in chronic bronchitis.

sanguine (san'gwin). 1. Blood-red. 2. Characterized by abundance and active circulation of the blood. 3. Lively, cheerful, hopeful (said of temperament). [Lat., *sanguis*, *sanguinis*, blood.]

sanguineous (san-gwin'e-us). 1. Of the nature of blood; consisting of or abounding in blood. 2. Blood-red.

sanguinification (san'gwin-if-ik-a'shun). The formation of blood from the nutriment.

sanguino (san'gwin-o). A proprietary preparation said to contain the essential constituents of blood; used in anemia.

sanguiniform (san-gwin'o-form). A proprietary hematonic preparation said to be made from the blood-forming organs, with flavoring.

sanguinolent (san-gwin'o-lent). Of the color of blood; bloody.

sanguis (san'gwis). See *blood*. [Lat.]

sanies (sa'nēs). *Obs.* A purulent, serous, or sanguinolent discharge, having a fetid odor, from a wound or ulcer. [Lat.]

sanitas (san'it-as). 1. Health. 2. A proprietary antiseptic solution containing hydrogen peroxid, camphor, and camphoric acid. [Lat., *sanitas*, health.]

sanity. A legal term indicating a hypothetical normal mind.

sanoform (san'o-form). Di-iodosalicylic methyl ester prepared by the action of iodine on oil of wintergreen; a substitute for iodoform.

san'ose. A proprietary dietetic preparation of albumin.

Sanson's candle-flame test. A test to discover the presence of cataract.

san'tal. See *santalum*. oil of *s.* Volatile oil of sandalwood. It is used like copiba in gonorrhoea [U. S. Ph., Br. Ph.].

santalal (san'tal-in). 1. A resinous substance, $C_{15}H_{14}O_5$, forming the coloring principle of red sandalwood. 2. A red substance, $C_{14}H_{12}O_4$, obtained from *Pterocarpus santalinus*.

santalol (san'ta-lo'). A liquid constituting at least 90 per cent. of oil of sandal of the U. S. Ph.

Santalum (san'tal-um). The sandalworts, an order of the *Achlamydozsporeae*, sometimes parasitic on trees or roots. **lignum santali (albi, seu ambrati, seu citrini)**. Sandalwood, the fragrant wood of *S. album*. In India it is used as a diaphoretic, and ground up with water to a paste, as a cooling application. It yields oil of santal. **S. album**. East Indian sandalwood tree. Its fragrant heart wood constitutes in part the sandalwood of commerce. **S. rubrum**. The heartwood of *Pterocarpus santalinus*. Red saunders, a red wood used in pharmacy for coloring pharmaceutical preparations [U. S. Ph.].

san'talyal carbonate. See *carbosant*.

Santolina (san-to-le'nah). Lavender cotton. **S. chamaecyparissus**, **S. cupressiformis**, **S. dentata**. Common lavender cotton, an odoriferous insecticidal plant; used as a stimulant and antispasmodic and especially as an anthelmintic. [Lat., *sanctus*, holy, + *linum*, flax.]

santonica (san-ton'ik-ah). Wormseed; the minute unopened flower heads of *Artemisia cina*, *Artemisia contra*, *Artemisia vahliana*, *Artemisia maritima*, *Artemisia pauciflora* [U. S. Ph.], and of various other species of *Artemisia*. It is used, chiefly in the form of its peculiar principle (santonin), as an anthelmintic.

santonin (san'to-nin). A substance, $C_{15}H_{13}O_3$, obtained from wormseed. It is anthelmintic [*santoninum*, U. S. Ph., Br. Ph.].

calcium s. A tasteless powder, $C_{15}H_{13}O_3$, CaHO, used as a vermifuge. **trochisci santonini**. Each lozenge contains $\frac{1}{2}$ grain of *s.* [U. S. Ph.].

santoninoxim (san'to-nin-oks'im). A substance, $C_{15}H_{15}O_2.NOH$, a derivative of santonin and hydroxylamin. Recommended as a substitute for santonin.

Santorini's duct. See *accessory pancreatic duct*, under *duct*.

santyl (san'til). The salicylic ester of santolol, $C_{22}H_{28}O_4$. It is said to pass unchanged into the intestine, there to exert the action of santalol and salicylic acid. It is used in gonorrhoeal arthritis.

saphe'na. Either of two large superficial veins of the leg.

saphenous (saf'e-nus). Pertaining to two prominent veins of the leg known as *saphenae* or to the region or parts adjoining them. [Gr., *saphenes*, manifest, from *saphes*, clear, plain.]

sa'po. 1. Soap. 2. Of the U. S. Ph., castile soap made from olive oil by the action of caustic soda. **emplastrum sa-**

ponis. A preparation consisting of 10 parts of soap incorporated in 90 of lead plaster by the aid of water [U. S. Ph.]; or of hard soap, lead plaster, and resin melted together [Br. Ph.].

linimentum cum saponem, linimentum saponis. Soap liniment; made by dissolving soap in water, adding a solution of camphor and oil of rosemary in alcohol, filtering the mixture, and adding water [U. S. Ph.]. The Br. preparation is essentially similar. **s. animalis.** A soda soap made with tallow [Br. Ph.]. **s. domesticus.** 1. See *s. animalis*. 2. A marbled soap resembling castile soap in constituents. **s. durus.** See *s.* (2d def.) [Br. Ph.]. **s. mollis.** 1. Soft soap. 2. Green soap [U. S. Ph.]. **s. viridis.** Green soap (*sapo mollis*, U. S. Ph.); a greenish, oily, gelatinous soap made by the action of caustic potash on linseed oil. It is soluble in water and in alcohol. **tinctura saponis viridis.** Tincture of green soap; containing green soap, oil of lavender, and alcohol. [Lat.]

sapodermin (sa-po-der'min). An antiseptic soap containing mercury albuminate.

sapogenin (sa-poj'en-in). A decomposition product, $C_{14}H_{22}O_2$, of saponin.

sapolanolin (sa-po-lan'o-lin). An ointment basis consisting of soft soap and lanolin.

sapolentum (sa-po-len'tum). A certain potash soap containing an excess of fat.

saponaceous (sa-po-na'shus). 1. Soapy. 2. Belonging to the *Saponaceae*, an order of plants. [Lat., *sapo*, saponis, soap.]

saponal (sap'o-nal). A detergent containing soap, sodium carbonate, sodium chloride, etc.

Saponaria (sap-o-na're-ah). Soapwort; a genus of caryophyllaceous herbs. **S. officinalis.** Common soapwort. The root and herb are both used, but the root is much the more active. Soaproot contains over 30 per cent. of saponin, to which its properties are due. [Lat., *sapo*, soap.]

saponarin (sa-po-na'rin). A crystalline glucosid ($C_{21}H_{34}O_{12}$), obtained from *Saponaria*. It is colored blue by iodine and may be identical with the soluble starch of certain authors.

saponification (sa-pon-if-ik-a'shun). The process of hydrolysis of neutral fats by which they are split, with the formation of glycerin and fatty acids. When the hydrolysis is effected by alkalis, the fatty acids unite with the base to form soap. [Lat., *sapo*, saponis, soap, + *facere*, to make.]

saponimentum (sap-o-ni-men'tum). A general term for opodeldoc and similar substances (compounds of stearin soap, olein soap, alcohol, and various medicaments). [Lat., *sapo*, soap.]

saponin (sap'on-in). The term is used generically for a group of not well-defined glucosidal, non-nitrogenous substances, which are hemolytic and which cause frothing even in very dilute solution, hence the term. The *s*'s are widely distributed; most of them are neutral in

reaction, some are acid, and one (solanin) contains nitrogen and acts as a base. In a more restricted sense the term is applied to the saponin obtained from *Saponaria officinalis* and *Quillaja*. The formula is probably $C_{17}H_{26}O_{10}$. Commercial s. consists largely of sapotoxin. See *sapotoxin*. [Lat., *saponum*.]

sapotoxin (sap-o-toks'in). ($C_{17}H_{26}O_{10}$); the term is applied to the more actively hemolytic of the saponins, there being no sharp distinction between them. Many of the saponins are mixtures containing sapotoxin; commercial saponin from *Saponaria officinalis* being a source of the purest obtainable sapotoxin. See *saponin*.

saponin (sap'an-in). A substance, $C_{12}H_{20}O_4 + 2H_2O$, obtained by fusing commercial extract of sapan wood with caustic soda.

sapphism (saf'izm). Homosexuality in the female, symbolic or actual. [*Sappho*, Greek poetess.]

sapremia (sap-re'me-ah). A febrile condition due to the introduction of the products of putrefaction into the blood, as in retained placentas (rarely used). [Gr., *sapros*, putrid, + *aima*, blood.]

sapremic (sap-re'mik). Pertaining to sapremia.

sap'rin. A non-poisonous alkaloid, $C_6H_{14}N_2$, found in corpses. [Gr., *sapros*, putrid.]

sapro-. Combining form of Gr., *sapros*, putrid.

saprogenic, saprogenous (sap-ro-je'nik, sap-roj'en-us). Causing or arising from putrefaction. [Gr., *sapros*, putrid, + *gennan*, to produce.]

saprol (sap'rol). A dark brown oily compound containing phenol, creosol, and other coal-tar products; used as a disinfectant. [Gr., *sapros*, putrid.]

Saprolegnia (sap-ro-leg'ne-ah). A genus of phycomycetous fungi, which are partly saprophytic in their nature. **S. ferax**. A variety of s. which destroys certain kinds of water animals. [Gr., *sapros*, putrid, + *legnon*, border.]

saprophilous (sap-rof'il-us). Living on dead or decaying matter. [Gr., *sapros*, putrid, + *philein*, to love.]

saprophyte (sap'ro-fit). A plant that derives its sustenance from decomposing organic substances, as opposed to a parasite living in or on a living host. The term is especially applied to bacteria.

facultative s's. Bacteria which may develop either as parasites or as s's. [Gr., *sapros*, putrid, + *phyton*, a plant.]

saprophytic (sap-ro-fit'ik). Of animals or plants, obtaining their nutrition from dead organisms.

Sarcina (sar'se-nah). Lit., a packet. A genus of the *Schizomycetes*, so-called because the cocci divide in three directions, thus resembling corded bales of goods. Same as *sarcine*. **S. aurantiaca**. A species found in the air, forming on nutrient jelly orange-colored colonies which grow slowly and gradually liquefy the gelatin. **S. lutea**. Yellow S.; spherical cocci over 1μ in diameter. **S.**

ventriculi. A form found in the contents of the stomach of man and animals. [Lat., from *sarcire*, to put in order.]

sarcine (sar'sin). 1. Of Strecker, see *hypoxanthin*. 2. See *Sarcina*. s's in examination of stomach contents, see in appendix, page 904.

sarcitis (sar-si'tis). Inflammation of muscular tissue. [Gr., *sarx*, flesh, + *itis*, inflammation.]

sarco-. Combining form of Gr., *sarx*, *sarkos*, flesh.

sarcocarcinoma (sar'ko-kar-si-no'mah). Sarcoma and carcinoma combined; a very rare form of tumor.

sarcocoele (sar'ko-se'l). A fleshy tumor of the testicle. [Gr., *sarx*, flesh, + *kele*, tumor.]

sarcocystin (sar-ko-sist'in). A toxin obtained from *Sarcocystis muris*, an animal parasite belonging to the *Sarcosporidia*.

Sarcocystis (sar-ko-sist'is). A genus of pathogenic protozoa belonging to the phylum *Neosporidia* and the order *Sarcosporidia*. Various species are pathogenic for pigs, horses, sheep, mice, cattle, and man. **S. Lindemanni**. A species infesting the heart muscle of man in the tropics. [Gr., *sarx*, flesh, + *kystis*, bladder.]

sarcocyte (sar'ko-sit). The middle layer of the ectoplasm of a protozoön lying between the epicyte and the mycocyte. [Gr., *sarx*, flesh, + *kytos*, cell.]

sarcode (sar'kod). Of Dujardin, animal protoplasm. [Gr., *sarx*, flesh, + *eidós*, resemblance.]

Sarcodina (sar-ko-di'nah). A group of the simplest protozoa.

sarco-enchondroma (sar'ko-en-kon-dro'mah). Sarcoma combined with enchondroma.

sarcogenic (sar-ko-jen'ik). Producing flesh or muscular tissue. [Gr., *sarx*, flesh, + *gennan*, to produce.]

sarcoglia (sar-kog'le-ah). See *sarcogenic cell*, under cell. [Gr., *sarx*, flesh, + *glia*, glue.]

sarcoid (sar'koyd). Fleishy, fleshlike. [Gr., *sarx*, flesh, + *eidós*, resemblance.]

sarcolactate (sar-ko-lak'tat). A salt of sarcolactac acid. [Gr., *sarx*, flesh, + [Lat., *lac, lactis*, milk.]

sarcolemma (sar-ko-lem'ah). Syn.: *myolemma epimysium*. A delicate elastic and homogeneous sheath entirely inclosing each individual striated muscular fiber, exclusive of the cardiac muscular fibers. [Gr., *sarx*, flesh, + *lemma*, a rind.]

sarcology (sar-kol'o-je). The anatomy, etc., of fleshy or muscular tissues. [Gr., *sarx*, flesh, + *logos*, understanding.]

sarcoma (sar-ko'mah), pl. *sarcomata*. 1. Formerly any fleshlike tumor. 2. A richly cellular tumor of the connective tissue type, the cells being vegetative, imperfectly developed, or embryonic, and the cells developing interstitial substance (Adami). The tumor is infiltrative and malignant, rapidly invading the surrounding tissue. Hemorrhage into the tissues is frequent and metastatic growths occur from the transportation of cells along the blood stream in the capillaries and larger vessels. **adi-**

pose s. A s. (2d def.) containing lipomatous elements. **alveolar s.** A form of s. (2d def.) found chiefly in bone, muscle, and skin, having a largely developed stroma and alveoli, which, with the fibrillated appearance produced by the fibroid transformation of some of the cells, cause it to closely resemble carcinoma. **angiolithic s.** See *psammoma*. **calcifying s.** A s. (2d def.) in which calcification of the matrix occurs, simulating an osteosarcoma. **chondros'.** A s. composed of masses of cartilage interspersed with groups of stellate s. cells in a mucoid matrix. **deciduous'.** See *syncytioma malignum*, under *syncytioma*. **encephaloid s.** A variety of s. consisting for the most part of simple embryonic cells imbedded in a scanty homogeneous or granular matrix. There are two varieties, the small-celled and large-celled. The tumors are of very rapid growth, often ending fatally in a few months, especially in children. They are soft and pinkish, gray, or yellowish white, with frequent patches of extravasation. When coming to the surface, they form the so-called fungus hematodes. **fibros'.** A malignant tumor containing fibrous tissue with many spindle cells and dilated vessels. **giant-celled s.** A form of s. (2d def.) which generally grows from the cancellous tissue of bone, especially from the jaws and the ends of the long bones. It consists structurally of large round, oval, or branched cells, with many nuclei imbedded in a round-celled or spindle-celled sarcomatous tissue. **intermediate s.** An s. in which the cells are not absolutely differentiated as in fibros' and osteos'. **large round-celled s.** A s. consisting of an "epithelioid" type and some interstitial tissue. **large spindle-celled s.** A s. with large spindle cells often having several nuclei. **lymphangiosarcoma.** A growth arising from the endothelium of the lymph vessels in a lymph gland. **lipos'.** A lipoma containing areas of sarcomatous tissue. **lymphos'.** A s. of a lymphatic gland. **medullary s.** Syn.: *fungus canarusus*, *fungus centralis*, *fungus hematoides*, *hematomyces*. A s. resembling the substance of the brain. See *encephaloid s.* **melanotic s.** A s. developing from the various pigmented tissue such as the retina and containing within the cell substance or interstitial tissue a pigment called melanin. **mixed cell s.** A s. with cells of different sizes and shapes. **myeloid s.** See giant cells. **myxos'.** A myxomatous tumor with islands of typical sarcomatous cells without the processes of the myxomatous cell. **oat-shaped s.** A s. containing blunt cells with oval nuclei. **osteochondros'.** A tumor containing cells intermediate between cartilage cells and bone corpuscles and also areas of true bone and cartilage. **osteoid s.** A tumor containing cells, intermediate cartilage and bone corpuscles which are polymorphous, together with giant cells. Bone salts may also be present. **osteos'.** A tumor composed of

atypical lamellae of bone as well as variously shaped sarcomatous cells. **pigmented s.** See *melanotic s.* **rhabdomyos'.** A tumor of the kidney or of other tissue, showing large imperfectly formed muscle fibers with transverse striations. **small round-celled s.** A s. containing closely packed small round cells with deeply staining nuclei and little reticulum. **small spindle-celled s.** A s. consisting of small spindle cells. [Gr., *sarx*, flesh, + *oma*, tumor.] **sarcomatoid** (sar-ko'mat-oid). Resembling sarcoma. **sarcomatosis** (sar-ko-mat-o'sis). Syn.: *mycosis fungoides*. A condition in which there is the formation of multiple sarcomata. **sarcomatous** (sar-ko'mat-us). 1. Fleishy, succulent. 2. Having the characters of sarcoma. **sarcomeres** (sar'ko-mères). The cylindrical into which a muscular fibrilla (sarcostyle) is divided by the transverse membrane of Krause. [Gr., *sarx*, flesh, + *meros*, part.] **sarcophalocoele** (sar-com-fal'o-sél). A fleshy tumor of the umbilicus. [Gr., *sarx*, flesh, + *omphalos*, navel, + *kele*, tumor.] **Sarcophilina** (sar-kof'il-i-ah). A genus of flies of the class *Hexopoda*, and the order *Diptera*. The larvae of various species, such as *S. latifrons*, *S. meigeni*, and *S. ruralis*, are found in ulcers affecting persons living in various parts of Europe. [Gr., *sarx*, flesh, + *philein*, to love.] **sarcoplasm** (sar'ko-plazm). The hyaline or finely granular substance of striated muscular fibers, exclusive of the fibrillae. It incloses the nuclei, and passes without a break into the motorial end plate. [Gr., *sarx*, flesh, + *plassein*, to mold.] **sarcoplast** (sar'ko-plast). A cell that gives rise to muscle fibers. See *muscle corpuscle*, under *corpuscle*. **sarcopoietic** (sar'ko-poy-et'ik). Forming flesh or muscle. [Gr., *sarx*, flesh, + *poi-ein*, to make.] **Sarcoptes** (sar-kop'tès). *Scabias communis*, a species of *Acarus* (itch mite) from the horse, the sheep, and the dog, chicken, pig, and other animals that occasionally attacks man and produces eruptions similar to that of scabies. These parasites cannot live in the human skin and accordingly do not form burrows. **S. scabiei** (var. *hominis*). The itch mite; a minute parasitic species with numerous pointed tubercles, spines, and hairs on the dorsal surface. The females burrow deep in the epidermis to lay their eggs, and thus produce scabies. The mite occurs both in man and in certain of the lower animals, receiving special names, such as *S. hominis*, *S. equi*, *S. canis*, *S. suis*, *S. cati*, *S. cuniculi*, *S. vulpis*, and *S. caprae*. Some of the varieties that usually infest lower animals also attack man, producing a scabies of short duration. **S. squamiferus**. A species infesting dogs, swine, goats, sheep, etc., and producing mange. [Gr., *sarx*, flesh, + *koptein*, to cut.]

sarcosepsis (sar-ko-sep'sis). Sepsis due to the presence of bacteria in the tissues. [Gr., *sarx*, flesh, + *sepsis*.]

sarcosis (sar-ko'sis). The condition of being affected with sarcoma or sarcomatosis. [Gr., *sarx*, flesh.]

sar'cosome. The darker and contractile part of a muscle fibril. [Gr., *sarx*, flesh, + *soma*, body.]

Sarcosporidium (sar-ko-spor-id'e-um). A genus of protozoa found in the muscle cells of animals and sometimes, though rarely, in man. [Gr., *sarx*, flesh, + *sporidium*.]

sarcostosis (sar-kos-to'sis). Ossification of muscular tissue. [Gr., *sarx*, flesh, + *osteon*, bone.]

sarcostroma (sar-kos-tro'mah). A fleshy false membrane. [Gr., *sarx*, flesh, + *stroma*, a covering.]

sarcostyle (sar'ko-stil). The name given by Schäfer to the ultimate fibrillae or bundle of fibrillae composing the muscle fiber. [Gr., *sarx*, flesh, + *stylos*, column.]

sarcous (sar'kus). Pertaining to, or consisting of flesh or muscular tissue. **s. elements of Bowman**. The supposed unit of muscular tissue consisting of the dark prism or band of a fibrilla with its adjacent light substance. [Gr., *sarx*, flesh.]

sardonic (sar-don'ik). Sardinian. Denoting a kind of spasmodic grin or smile; so-called from a plant of Sardinia, supposed to produce it. [Lat., *sardonicus*.]

Sargassum (sar-gas'sum). A genus of *Algae*. **S. bacciferum**. Gulf weed; a species which forms the so-called Sargasso Sea in the Atlantic. It contains iodine.

sar'kin. Same as *hypoxanthin*.

sarkosin (sar'ko-sin). Methylglycocoll, $\text{CH}_3\text{NH}\cdot\text{CH}_2$. Formed by boiling creatin with barium hydroxid.

Sarracenia (sar-as-e'ne-ah). North American pitcher plant. **S. flava**. Trumpets. The astringent root is used in dyspepsia and diarrhea. **S. purpurea**. Side-saddle flower or huntsman's cap. The root is but little used by educated physicians, but has been recommended for a variety of conditions in which it is probably useless. The glandular secretion of the flower appears to contain a digestive ferment which, however, is not used medicinally. [*Sarrazin*, a proper name.]

sarsa (sar'sah). See *sarsaparilla*.

sarsaparilla (sar'sap-ar-il'ah). Of the U. S. Ph., the root of *Smilax officinalis*, *Smilax medica*, and other undetermined species of *Smilax*. The Br. Ph. 1898 recognized the root (dried) of *Smilax officinalis*. It contains several saponins. It is much vaunted by nostrum makers, but probably has no therapeutic value. The syrup may be used to mask the taste of potassium iodid [U. S. Ph.]. **decoctum sarsaparillae compositum**. A decoction of guaiac wood, sassafras wood, licorice, and mezereum [U. S. Ph.]. **decoctum sarsaparillae compositum fortius**. Syn.: *decoctum Zittmanni for-*

tius. A decoction consisting of s. and water with alum, sugar, aniseed, fennel seed, senna leaves, and licorice. **decoctum sarsaparillae compositum mitius**. Syn.: *decoctum Zittmanni mitius*. A preparation of half the strength in s. of the stronger decoction, consisting of s. and water, with cinnamon, lemon peel, cardamom, and licorice. **extractum sarsaparillae compositum fluidum**. A fluidextract made from s., licorice, sassafras, and mezereum and a mixture of glycerin, alcohol, and water [U. S. Ph.]. **extractum sarsaparillae fluidum**. Fluidextract of s. [U. S. Ph.]. **syrupus sarsaparillae compositus**. A compound syrup, used largely as a vehicle, containing fluidextracts of sarsaparilla, glycyrrhiza, and senna, with the oils of sassafras, gaultheria, and anise in syrup [U. S. Ph.]. [Sp., *zarza*, bramble, + *parra*, vine.]

sartorius (sar-to're-us). The tailors' muscle, so called because its action is to cross the legs after the manner of tailors at work. See *table of muscles*, under *muscle*. [Lat., *sartor*, a tailor.]

Sassafras (sas'saf-ras). 1. A genus of plants of the *Laurinae*. 2. Of the U. S. Ph., the root bark of *S. variifoli*. **mucilago S. medullae**. Mucilage of s. pith [U. S. Ph.]. **oil of S.** A pungent aromatic volatile oil obtained by distillation from the root of *S. variifoli*; a mixture of S. camphor and safrene. It is used for flavoring effervescent beverages, etc., and may be used in medicine as an aromatic, though in overdoses it acts as a narcotic poison and in some cases as an abortifacient. **oleum Sassafras**. See *oil of S.* [U. S. Ph.]. **s. medulla**. S. pith [U. S. Ph.]. **S. officinale**, **S. variifolium**. American s.; the only species. Various parts are distinguished by a pleasant aromatic odor and taste, which is most pronounced in the root bark. The leaves are sometimes used as a condiment and chewed to allay thirst. **s. pith**. The spongy, mucilaginous medulla of *S. officinale*. It forms with water the mucilago s. medullae (*q. v.*), which is used as an emollient and demulcent [U. S. Ph.]. **s. radix**. The root of *S. officinale* [Br. Ph. 1898]. [Lat., *saxum*, stone, + *frangere*, to break.]

sassafrasid (sas-af-ras'id). Of Reinsch, a decomposition product of tannic acid found in sassafras bark.

sas'sy bark. See *Erythrophleum*.

satellitosis (sat-el-li-to'sis). The presence of ameboid neuroglia cells in the vicinity of the ganglion cells of the brain cortex.

saturated (sat'u-ra-ted). Fully charged, as with a liquid or a gas; of a solution, having all the solid matter taken up that the liquid can dissolve; of a compound, having the valencies of all its elements satisfied.

saturation (sat-u-ra'shun). In chemistry, the condition of being saturated (said of a compound); also the process of rendering a compound or a solution saturated.

- partial s.** Partial neutralization. [Lat., *saturatio*.]
- saturnine** (sat'ur-nin). 1. Plumbic; containing lead. 2. Due to saturnism. 3. Dull, phlegmatic. [Lat., *saturninus*.]
- saturnism** (sat'ur-nism). See *lead cachexia*, under *cachexia*, also *leading*, and *plumbism*. [Lat., *saturnus*, lead.]
- saturnus** (sat-ur-nus). See *lead*. [Lat.]
- satyriasis** (sat-ir-i'-as-is). 1. Excessive sexual appetite in the male. 2. An obsolete term for leprosy and elephantiasis. [Gr., *satyros*, a satyr.]
- sauriasis** (saw-ri'-as-is). An extreme form of ichthyosis; ichthyosis sauroderma or crocodile skin. [Gr., *sauros*, lizard.]
- sauridon** (saw'rid-on). A disinfectant preparation said to consist of the granular residuum of the distillation of a kind of Blackstone shale containing semifossilized animal and vegetable remains. [Gr., *sauros*, a lizard.]
- sav'in**. 1. *Juniperus sabina*; also its tops. 2. *Juniperus virginiana*; also its tops, used as a substitute for those of *Juniperus sabina*. **oil of S.** A volatile oil, obtained by distillation from the fresh tops of *Juniperus sabina*. It is a terpene (C₁₀H₁₆). It is a violent irritant and has been used in atonic amenorrhœa and menorrhœgia. Used as an abortifacient it has often caused death [U. S. Ph., *oleum sabinae*]. List of poisons and their antidotes, see in *appendix*, page 939. [Lat., *sabina*.]
- saw palmet'to**. See *sabal*.
- Saxifraga** (saks-if-raj'ah). Saxifrage; a genus of plants, several species of which have been used medicinally. [Lat., *saxum*, rock, + *frangere*, to break.]
- sax'in**. A proprietary substance, resembling or identical with benzosulphanid.
- sax'ol**. A very pure petroleum.
- saxolinum** (saks-o-li'num). See *vaselin* and *petrolatum*. [Lat., *saxum*, a rock, + *oleum*, oil.]
- Sayre's suspension jacket**. A tripod derrick with rope and pulley for suspending a patient during the application of a plaster of Paris jacket. [Levis Albert Sayre, New York orthopedist, 1820-1900.]
- scab**. A hard substance or crust formed by the drying of pus or blood on a superficial wound. [Old Eng., *sceabb*; Dan., *skab*.]
- scabies** (ska'be-ēz). The itch; a contagious disease of the skin in man and certain of the lower animals due to the presence of *Acarus scabiei*, which bores its way into the skin, forming little burrows in the epidermis the course of which, in certain situations, especially about the hands and feet, the penis, and the nipples, is apparent upon the surface in the form of little curved or straight lines of roughened or broken cuticle, while in all situations the presence of the parasite is attended with intense itching and skin lesions due to scratching. The typical locations are: the back of the fingers, the flexures of the wrists, the axilla, the nip-
- ples, and the penis. [Lat., *scabere*, to scratch.]
- Scabiosa** (skab-e-o'sah). 1. Scabious; a genus of plants of the *Dipsacaceae*. 2. See *S. arvensis*. **flores scabiosae**. The flowers of *S. arvensis* (of *S. succisa* [Fr. Cod.]). **S. arvensis**. Clodweed. The herb is in use as a domestic aperient and alterative. **S. succisa**. The *morsus diaboli*, or devil's bit. The root and herb were formerly used in abscesses and locally in leukorrhœa. The root, which is bitter and mildly astringent, is chiefly employed by the veterinarians. [Lat., *scabiosus*, rough.]
- scala** (ska'lah). A ladder or staircase; a structure resembling a staircase. **s. tympani**. The inferior division of the canal of the cochlea, separated from the *s. vestibuli* by the lamina spiralis ossea. **s. vestibuli**. The superior division of the canal of the cochlea, which communicates with the vestibule. [Lat., *scala*, ladder.]
- scale** (skāl). 1. A thin fragment or lamina of dried epidermis or bone; also a similar product resulting from a dried discharge. See also *epidermal cell* under *cell*. 2. To remove tartar from teeth. [Old Eng., *secale*, shell, husk.]
- scalene** (ska'lēn). 1. Of a figure, having the sides unequal. 2. Pertaining to a *s. muscle*. [Gr., *skalenos*, uneven.]
- scalenus** (ska-le'nus). An oblique muscle with unequal sides. See *table of muscles*, under *muscle*. [Gr., *skalenos*, uneven.]
- scaler** (ska'ler). An instrument for clearing the teeth of tartar.
- scalp** (skalp). The tegumentary covering of the skull. **hairy s.** That portion of the *s.* that is usually provided with a growth of hair. [Early Eng., *skalp*, top of the head.]
- scalpel** (skal'pel). A surgical knife of medium size having usually a convex cutting edge and the blade wider than that of a bistoury. [Lat., *scalpellum*, dim. of *scalprum*, a knife.]
- scammonœa**, **scammonia** (skam-mo'ne-ah). 1. See *scammony*. 2. A subgenus of *Convolvulus*. **scammonia radix**. Scammony root [Br. Ph.]. **scammoniac resina**. Scammony resin [Br. Ph.].
- scammonin** (skam'mo-nin). A glucosid, C₂₄H₃₆O₁₂, extracted from scammony; probably identical with jalapin.
- scammonium** (skam-mo'ne-um). See *scammony* [U. S. Ph.]. **pilula scammonii composita**. A preparation consisting of resins of jalap and scammony, powdered animal soap, and tincture of ginger [Br. Ph., 1898]. **pulvis scammonii compositus**. A powder of resin of scammony, jalap, and ginger [Br. Ph.]. **resin of s.** A resinous substance obtained by precipitating an evaporated alcoholic extract of *s.* with water. [*Resina scammonii*, U. S. Ph.; *scammoniac resina*, Br. Ph.]
- scammony** (skam'o-ne). A gum resin obtained by incision from the root of *Convolvulus scammonia*. It has cathartic properties due to the presence of jalapin.

As its tendency is to gripe, it is usually given with other cathartics, or in emulsion with mucilage, almonds, or some other demulcent. It was used by the ancient Greeks and Arabians not only as a purgative, but externally in various skin diseases.

scanning (skan'ing). A type of speech showing regularly recurring pauses.

Scanzoni's maneuver. Bringing the occiput forward with the forceps by rotating the head, to facilitate delivery. [*Friedrich Wilhelm Scanzoni*, German obstetrician, 1821-1891.]

scapho- (skaf'o). Combining form of Gr., *skaphe*, boat.

scaphoid (skaf'oid). Resembling a boat. [Gr., *scaphoides*, from *skaphe*, a boat, + *eidos*, resemblance.]

scapula (skap'u-lah). A flat bone, irregularly triangular, with its apex directed downward on the posterior surface of the thorax, covering the space between the second and seventh ribs. **scapulae alatae.** Of Aristotle and Galen, the wing-like appearance of the scapulae occurring in weak-muscled and thin persons and in paralysis of the serratus magnus. [Lat.]

scapular (skap'u-lar). Pertaining to, attached to, or adjacent to the scapula.

scapulo- (skap'u-lo). Combining form of Lat., *scapula*, the shoulder.

scapuloclavicular (skap'u-lo-klav-ik'u-lar). Pertaining to the scapula and the clavicle.

scapulohumeral (skap'u-lo-hu'mer-al). Pertaining to the scapula and the humerus.

scapus (ska'pus). The hair shaft. [Lat., shaft.]

scar (skar). See *cicatrix*. [Gr., *eschara*, an eschar or scab formed in the healing of a wound.]

scarification (skar-if-ik-a'shun). The process of making small superficial incisions. [Lat., *scarificatio*, n. of action, from *scarificare*, to scratch.]

scarificator (skar'if-ik-a-tor). An instrument for effecting scarification.

scarlatina (skar-lat-e'nah). See *scarlet fever*, under *fever*.

scarlatinoid, scarlatinous (skar-lat'in-oid, skar-lat'in-us). Pertaining to, or of the nature of, or resembling scarlatina. [Lat., *scarlatina*, scarlet, + Gr., *eidos*, resemblance.]

scarlet R. Rubium scarlatinum, a proprietary compound obtained by coupling diazotized amido-azo-orthotoluol with betanaphthol. It has the formula, CH₃-C₆H₄.N:N.C₆H₃.CH₃.N:N.C₁₀H₇.OH. It is a dark red powder, generally used in the form of an ointment to promote the healing of ulcers.

Scarpa's fascia. A position of the superficial fascia which overlies the external abdominal ring. **S's foramina.** See *foramina of S.*, *S's foramen*. **S's triangle.** A t. with its apex below, bounded by Poupart's ligament, the adductor longus, and the sartorius. [*Antonio Scarpa*, Italian anatomist, 1747-1832.]

scatacratia (skat-ak-ra'she-ah). Obs. In-

continence of the feces. [Gr., *skor, skatos*, excrement, + *akratia*, lack of control.]

scatemia (ska-te'me-ah). Obs. Intestinal toxemia. [Gr. *skor, skatos*, excrement, + *aima*, blood.]

scatology (ska-to'l'o-je). Study of the feces. [Gr., *skor, skatos*, excrement, + *logos*, treatise.]

scavenger cell. A phagocyte.

scelcteuema (sel-et-u'mah). See *munmification*. [Gr., from *skellein*, to dry up.]

schar'lach R. See *scarlet R.*

Scheele's green. See *copper arsenite*, under *copper*.

Scheibler's reagent. A preparation made by boiling sodium tungstate with half as much phosphoric acid and water, precipitating with barium chlorid, dissolving in hot dilute hydrochloric acid, treating with sulphuric acid, and evaporating.

schematic (ske-mat'ik). Representing the essential elements of a process, or an organ, or a shape; said of a chart or model. [Gr., *schematikos*, resembling.]

Scherer's inosite test. A test which consists of evaporating a portion of the substance to be heated on a porcelain dish with a drop or two of nitric acid. The residue is treated with ammonia and a drop of calcium chlorid solution, and again evaporated to dryness. If inosite is present, the residue will have a rose red color.

Schiff's test for uric acid. A test which consists of treating filter paper, impregnated with silver nitrate solution, with a solution of uric acid in sodium phosphate. The filter paper is then reduced in the presence of uric acid with formation of a brown or black spot. The test is extremely sensitive and can be used to detect 0.002 gm. of uric acid.

schistocelia (skis-to-se'le-ah). A congenital abdominal fissure. See *fissure*. [Gr., *schistos*, divided, + *koiilia*, the belly.]

schistorachis (skis-tor'ra-kis). See *spina bifida*. [Gr., *schistos*, cleft, + *rachis*, the spine.]

schistosomiasis (skis-to-so-mi'as-is). Infection with the *Schistosomum haematobium*.

Schistosoma (skis-to-so'ma). Syns.: *Bilharzia*, *Distoma*, *Gynaecophorus*, and *Thecosoma*. A genus of trematode worms or flukes of the phylum *Platyhelmintha* and the order *Malacocotylea*. **S. haematobium.** See *Bilharzia haematobia*. **S. japonicum.** Parasite resembling *S. haematobium*, causing enlarging of the liver and spleen in Japan and China. **S. Mansoni.** A species found in the West Indies and South America. [Gr., *schistos*, cleft, + *soma*, body.]

schizo- (ske'zo). Irregularly representing the Gr., *schizein*, to split.

schizogenesis (skis-o-jen'es-is). See *schizogony*. [Gr., *schizein*, to divide, + *genesis*, production.]

schizogony (skis-og'o-ne). The asexual reproduction of protozoa by binary fission, budding, gemmation. [Gr. *skizein*, to divide, + *gone*, generation.]

Schizomycetes (skiz-o-mi-se'tēz). The lowest subdivision of the vegetable kingdom, known as the *fission fungi*, or bacteria. [Gr., *schizein*, to cleave, + *mykes*, a mushroom.]

schizomycetic (ski-zo-mi-set'ik). Pertaining to the presence of bacteria.

schizomycosis (ski'zo-mi-ko'sis). A disease due to the presence of schizomycetes or bacteria in the animal organism. [Gr., *schizein*, to cleave, + *mykes*, a mushroom.]

schizont (ski'zont). A developmental form of a protozoa showing alterations of generation. The s. develops by schizogony as an indifferent form of the parasite as regards sex, the intracorporeal segmenting growth of the malarial organism, or asexual form, serving as a good example. [Gr., *schizein*, to divide.]

schizophrenia (ski-zo-fre'ne-ah). A term used by Bleuler including dementia praecox and other psychoses showing the marked libido splitting.

Schleich's anesthesia. See *infiltration anesthesia*, under *anesthesia*.

Schmidt's fermentation test, see in *appendix*, page 907. **S's reaction to determine the presence of hydrobilirubin**, see in *appendix*, pages 907, 908. **S's test**. A t. for glucose by the red-brown color its presence produces in a liquid boiled with a solution of sugar of lead in ammonia. **S's test diet**. See in *appendix*.

Schneider's membrane. The highly vascularized mucous membrane lining the nasal cavity. It is erectile and contains muscular and elastic fibers. [Conrad Victor Schneider, German anatomist, 1610-1680.]

schneiderian (sny-de're-an). Pertaining to or named from Schneider.

Schönbein's test. A t. for hydrocyanic acid by the blue color its presence gives to a strip of filtering paper when dipped into a $\frac{1}{10}$ per cent. solution of copper sulphate after having been soaked in a 1 per cent. solution of tincture of guaiac resin and dried. [Christian Frederick Schönbein, German chemist, 1799-1868.]

Schott cure. The treatment of cardiac disease by means of the Nauheim baths and systematic resisted movements.

Schreger's lines. L's in dentin having a general parallelism to the pulp cavity. Believed to be the optical appearance due to a series or row of the primary or great curvatures of the dentinal tubules.

Schultze's method of resuscitation. A method of resuscitating the apparently stillborn child by holding it up by the shoulders and flexing and extending the trunk. [Bernhard Sigismund Schultze, German obstetrician, 1828-.]

Schulze's maceration fluid. A reagent, consisting of potassium chlorate dissolved to saturation in strong nitric acid, used in disintegrating vegetable tissues. It is useful in isolating cells in vegetable tissues, as it dissolves the middle lamella more rapidly than the rest of the cell wall. When thin sections of suberose tissue are boiled in it, the cells finally swell up and their walls liquefy, forming ceric acid.

Schwann's sheet. See *neurilemma*. **sciatic** (si-at'ik). Pertaining to the hip. [Lat., *sciaticus*, from Gr., *ischion*, socket, hip.]

sciatica (si-at'ik-ah). Syn.: *ischialgia*. A disease characterized by pain in the great sciatic nerve and its neighborhood. [Lat., *sciatica*, fem. of *sciaticus*.]

Scilla (sil'lah). 1. A genus of plants of the *Liliaceae*. 2. Of the U. S. Ph., Br. Ph. see *squill*. **acetum scillae**. Vinegar of squill; made by exhausting 1 part of squill with enough dilute acetic acid to make 10 parts [U. S. Ph.]; or by macerating 1 part of squill with 4.2 parts of dilute acetic acid [Br. Ph.]. **extractum scillae fluidum**. Fluidextract of squill [U. S. Ph.]. **oxymel scillae**. A preparation containing vinegar of squill and honey [Br. Ph.].

pitulae scillae compositae. A preparation consisting of gum ammoniac, squill, ginger, and soap [Br. Ph.]. **S. maritima**. See *Urginea maritima*, under *Urginea*.

syrupus scillae. A syrup containing 45 per cent. of vinegar of squill [U. S. Ph.]; the preparation of the Br. Ph. is essentially similar. **syrupus scillae compositus**. A syrup containing squill, senega, and antimony and potassium tartrate [U. S. Ph.].

tinctura scillae. Tincture of squill; 10 per cent. [U. S. Ph.]; 20 per cent. [Br. Ph.] [Lat., *scilla*, squill.]

scillain (sil'la-in). See *scillitoxin*.

scillin (sil'in). A narcotic convulsant substance, said to have been found in squill.

scillipicrin (sil-le-pik'rin). A yellow glucosid, contained in squill. It is probably identical with scillitoxin.

scillitin (sil'lit-in). A white or yellowish resinous substance obtained from squill; diuretic and expectorant.

scillitoxin (sil-le-toks'in). Scillain, probably $C_{54}H_{100}O_{27}$; a brown amorphous powder obtained from squill. Commercial s. contains a glucosid, having a digitalis action, but this glucosid has not been isolated in an absolutely pure form.

scirrhus (skir'ro). Combining form of Gr., *skirros*, hard.

scirrroid (skir'royd). Resembling scirrhus. [Gr., *skirros*, an induration, + *eidōs*, resemblance.]

scirrhoma (skir-ro'mah). A scirrhus tumor, especially a scirrhus cancer. s. **caminianorum**. Chimney-sweeps' cancer. [Gr., *skirros*, an induration, + *oma*, tumor.]

scirrhosarca (skir-ro-sar'kah). 1. See *scleroderma*. 2. Induration of the cellular tissue; sclerema neonatorum, or hardening of the flesh of the new-born. [Gr., *skirros*, induration, + *sarx*, flesh.]

scirrhosis (skir-ro'sis). See *scirrhus cancer*, under *cancer*. [Gr., *skirros*, induration.]

scirrhus (skir'rus). Indurated; adjective from scirrhus. [Gr., *skirros*, hard.]

scirrhus (skir'rus). An indurated tumor, especially a scirrhus cancer. **atrophic s.** A form of s. of the breast in old women in which, after the lapse of years,

what remains of the diseased gland together with the tumor is of less bulk than the healthy breast. *s. glandularis*. See *adenoscirrhus*. *s. palpebrarum*. See *scleriasis palpebrarum*, under *scleriasis*. *s. ventriculi*. 1. A diffuse thickening and induration of the stomach wall, especially of the pylorus. All the coats are more or less thickened by hyperplasia that is partly fibroid and partly cancerous. 2. A form of chronic gastritis, in which there is a growth of dense connective tissue in the layers of the mucous membrane. [Gr., *skirros*, induration.]

scirrophthalmia (skir-of-thal'me-ah). Cancer of the eyeball. [Gr. *skirros*, induration, + *ophthalmus*, eye.]

scission (sizh'un). A cutting apart. [Lat., *scissio*, a cutting.]

sclera (skle'rah). See *sclerotica*. *s. testis*. See *albuginea testis* under *albuginea*. [Gr., *skleros*, hard, from *sklerein*, to dry.]

sclerectasia (skle-rek-ta'se-ah). A bulging or staphyloma of the sclera. [Gr., *skleros*, hard, + *ektasis*, a stretching.]

sclerectomy (skle-rek'tom-e). Excision of a portion of the sclera. [Gr., *skleros*, hard, + *ektome*, a cutting out.]

sclerema (skle-re'mah). Sclerosis or hardening of the skin. *s. neonatorum*. A disease of premature infants characterized by hardening of the skin. [Gr., *skleros*, hard.]

sclerencephalia (skle-ren-sef-al'e-ah). Sclerosis or hardening of brain tissue. [Gr., *skleros*, hard, + *ekkephalos*, brain.]

sclererythrin (skle-er'ith-rin). Inactive red coloring matter existing in ergot. [Gr., *skleros*, hard, + *erythros*, red.]

scleriasis (skle-ri'as-is). Sclerema; sclerema cutis. *s. palpebrarum*. An old term for a cancerous disease of the eyelids; used later for any induration of the eyelids.

scleritis (skle-ri'tis). Deep inflammation of the sclera. [*Sclera*, + Gr., *itis*, inflammation.]

sclero- (skle'ro). Combining form of Gr., *skleros*, hard.

sclerochoroiditis (skle'ro-ko-royd-i'tis). Inflammation of the choroid and the sclerotic by which the sclera is weakened and gives way under interocular pressure. *s. anterior*. Anterior staphyloma. *s. posterior*. An atrophic process in the choroid and secondarily in the retina, occurring in the posterior segment of the eye, around the optic disk. [Gr., *skleros*, hard, + *chorioeides*, choroid, + *itis*, inflammation.]

sclerocrystallin (skle'ro-kris'tal-in). See *ergotinin*. (Of Podwyssotski.)

sclerodactylia (skle'ro-dak'til'e-ah). Scleroderma affecting any of the digits of the hands or the feet. [Gr., *skleros*, hard, + *daktylos*, finger.]

scleroderma (skle-ro-der'mah). Syn.: *scleriasis*, *hidebound disease*. Generally called diffuse symmetrical *s.* An affection in which large symmetrical areas of skin become diffusely indurated and stiff, it may be without other changes. The tissues are usually involved also. There are

two forms of *s.*; the infiltrated and the edematous and atrophic. [Gr., *skleros*, hard, + *derma*, skin.]

sclero-iodin (skle-ro'io-din). An inactive coloring matter extracted from ergot. [Gr., *skleros*, hard, + *iodes*, violet.]

sclero-iritis (skle'ro-i-ri'tis). Inflammation of sclerotic coat and iris. [Gr., *skleros*, hard, + *iris*, iris, + *itis*, inflammation.]

scleroma (skle-ro'mah). Induration or hardening of tissue, especially of the tissues of the nose and larynx. [Gr., *skleros*, hard, + *oma*, tumor.]

scleromucin (skle-ro-mu'sin). A mixture of substances including ergotinic acid, obtained from ergot. It interferes with absorption of aqueous preparations of ergot.

scleropathia (skle-ro-path'e-ah). See *scleriosis*. [Gr., *skleros*, hard, + *pathos*, diseased.]

sclerosed (skle-rôzd'). Having sclerosis.

sclerosis (skle-ro'sis). A hardening process or a hardened condition. See *induration*. **amyotrophic lateral s.** Progressive muscular atrophy, usually ending with bulbar paralysis, due to *s.* of the lateral columns of the spinal cord. **arterial s.** See *arteriosclerosis*. **arterio-capillary s.** General *s.* of the arteries and capillaries. **atrophic s.** *S.* with atrophy. **combined s.** *S.* of both the posterior and lateral columns of the spinal cord. **compound lateral s.** A *s.* of the spinal cord in which more than one series of spinal elements are involved. **cortical s.** Of Vulpian, myelomeningitis. **diffused cerebral s.** A morbid condition affecting large areas in the brain. **disseminated s.** See *multiple s.* **general s.** Interstitial fibrous hyperplasia affecting the whole of an organ. **insular s.** See *multiple s.* **lateral s.** *S.* of a lateral column of the spinal cord. **multiple s.** Chronic induration disseminated in patches in various parts of the nervous system. The most constant of the phenomena are muscular weakness and tremor when voluntary effort is made. **neural s.** *S.* associated with chronic inflammation of a nerve trunk or its branches. **pulmonary s.** See *interstitial pneumonia* under *pneumonia*. [Gr., *skleros*, hard.]

sclerostenosis (skle-ro-sten-o'sis). Induration with constriction. [Gr., *skleros*, hard, + *stenosis*, stenosis.]

Sclerostoma (skle-ros'to-mah). A genus of entozoa of the family *Agchylostomidae*. **S. duodenale**. Syn.: for *Agchylostoma d.* A small viviparous species found in the duodenum and small intestine of man, particularly in inhabitants of the tropics and in miners. **S. equinum**. A species of *S.* found in the intestines of the horse; also in aneurisms of the mesenteric arteries. [Gr., *skleros*, hard, + *stoma*, mouth.]

sclerotic (skle-rot'ik). Hardened; pertaining to or affected with sclerosis; pertaining to sclerotium, especially to the ergot of rye; as a *n.*, see *sclerotica*. *s. acid*. See under *acid*.

sclerotica (skle-ro'tik-ah). A dense,

tough, resisting, and inelastic membrane, also called the sclerotic coat or the sclerotic, which forms the posterior four-fifths of the external tunic of the eye. It is made up of coarse fibrillae of connective tissue gathered in bundles which are interlaced at various angles and united by a homogeneous cement. It is perforated behind by the optic nerve, and is continuous in front with the cornea. [Gr., *skleros*, hard.]

sclerotium (skle-ro'she-um). The hard blackish mass found in certain fungi on rye or other grains. [Gr., *skleros*, dry.]

sclerotomy (skle-rot'o-me). The making of an incision through the sclerotic and usually the choroid and retina also. **anterior s.** Lat., *sclerotomia anterior*. S. made by an incision through the most anterior portions of the sclera, in front of the ciliary body and most of the iris, and entering the anterior chamber; performed in glaucoma. **posterior s.** Lat., *sclerotomia posterior*. S. made by an incision passing through the sclera behind the ciliary body and into the vitreous chamber. [Gr., *skleros*, hard, + *tome*, a cut.]

sclerous (skle'rus). Hard, indurated. [Gr., *skleros*.]

scleroxanthin (skle-ro-zan'thin). An inactive yellow coloring matter, obtained from ergot.

scoleciasis, scolecisis (sko-les-i'as-is, sko-les'is-is). Infection with the larvae of beetles. [Gr., *skolex*, worm.]

scolecoïd (sko'le-koyd). Resembling a worm; vermiform. [Gr., *skolex*, worm, + *eidos*, resemblance.]

scolerology (sko-le-kol'o-je). See *helminthology*. [Gr., *skolex*, worm, + *logos*, discourse.]

scolex (sko'leks). The head and neck of a cestoid worm. [Gr., *skolex*, a worm.]

scoliosis (sko-le-o'sis). A constant deviation of the spinal column, or a portion of it, to either side of the median line, with a resulting distortion of the trunk, known as lateral curvature. It is classed as: **acquired** or **congenital s.** The former is divided into paralytic, pathological, and postural. [Gr., *skolios*, curved.]

scombrin. A protamin, $C_{30}H_{59}N_6O_6$, isolated from the spermatozoa of mackerel.

scoparin (sko-pa'rin). A bitter neutral principle ($C_{20}H_{39}O_{10} + 5H_2O$), obtained from the tops of *Cytisus scoparius*. It causes diuresis, probably through its action on the renal epithelium. [Lat., *scoparium*.]

scoparius (sko-pa're-us). Syn.: *scoparii cacumina* [Br. Ph.], *broom*. The dried tops of *Cytisus scoparius*. They contain scoparin and spartein. They are diuretic (see *scoparin*), but are not like digitalis in action (see *spartein*). The fluidextract of scoparius is official in the U. S. Ph. **infusum scoparii**. An infusion of dried and bruised broom tops in boiling distilled water [Br. Ph.]. **succus scoparii**. Juice of broom; prepared by crushing fresh broom tops, expressing, adding alcohol, and filtering [Br. Ph.].

scopola (sko'po-lah). The rhizome of *Scopola carniolica*, the Japanese belladonna. It should contain 0.5 per cent. of mydriatic alkaloids. The extract and fluidextract of s. are official in the U. S. Ph.

scopolamin (sko-pol-am'in). An alkaloid, $C_{17}H_{21}NO_3$, found in many solanaceous plants. It is identical with hyoscin. It is used with morphin as an anesthetic. S. exists in an optically inactive and a two-rotary form. See *atropin*. It is atropate of scopolin or oscin. s. **hydrobromid**. A salt of s. and hydrobromic acid. It has the actions of s. and is the form in which it is commonly employed. [*Scopolaminae hydrobromidum*, U. S. Ph.]

scopolin (sko'po-lin). Syn.: *oscin*. A decomposition product of scopolamin, ($C_8H_{13}NO_2$), which is scopolin tropate.

scorbatic (skor-bu'tik). Pertaining to scurvy.

scorbutus (skor-bu'tus). See *scurvy*. [Lat., *scorbutus*, scurvy.]

scordinemia (skor-din-e'me-ah). *obs.* Great latitude of beginning infection. [Gr., *skordinema*, yawning, stretching.]

scordium (skor'de-um). The herb of *Teucrium s.* It contains scordein, a volatile oil, and tannin. It is diaphoretic.

Scorpionidea (skor-pe-on-i'de-ah). An order of the class *Arachnida*, of the phylum *Arthropoda*; venomous scorpions most prevalent in the tropics. The toxin which is injected by them from poison glands with ducts opening on either side of the last abdominal segment, consists of a neurotoxin and a hemolysin.

scotodinia (sko-to-din'e-ah). Headache with vertigo and impairment of vision. [Gr., *skotos*, darkness, + *dinos*, whirl.]

scotoma (sko-to'mah). A blind patch in the field of vision. **absolute s.** A s. in which all perception of light is absent. **central s.** S. limited to the central part or region of the macula lutea and immediate vicinity. **color s.** Color blindness limited to a certain portion of the visual field. **negative s.** The blind area, being at the periphery, is not noticed by the patient. **positive s.** A defect in the visual field perceptible to the patient as a dark spot before his eyes. **relative s.** A s. within the limits of which the perception of light is impaired, but not altogether abolished. [Gr., *skotos*, dark, + *oma*, tumor.]

scotometer (sko-tom'e-ter). An instrument for detecting scotomata. [Gr., *skotos*, darkness, + *metron*, a measure.]

scotophobia (sko-to-fo'be-ah). Morbid fear of darkness. [Gr., *skotos*, darkness, + *phobos*, fear.]

screatus (skre-a'tus). A paroxysmal hawking due to psychoneurosis.

screw-worm. See *Comptosia macellaria s. disease*. See under *disease*.

scrivener's palsy. See *writer's cramp*, under *cramp*.

scrofula (skrof'u-lah). Syn.: *king's evil*. A term applied to swelling of the neck almost always due to tuberculosis of the cer-

vical glands. The neck was supposed to resemble that of a pig. [Lat., dim. of *scrofa*, a sow.]

scrofuloderma (skrof'u-lo-derm). See *scrofuloderma*. **large pustular s.** See *ecthyma scrofulosum*, under *ecthyma*. **small pustular s.** See *lichen scrofulosorum*, under *scrofuloderma*.

scrofuloderma (skrof'u-lo-der'mah). A term applied to sluggish inflammatory suppurating lesions of the skin, occurring about the sites of sinuses which connect with suppurating tuberculous glands or tuberculous foci. It is not a true tuberculosis of the skin. **lichen scrofulosorum**, **lichen scrofulosus**, **lichen scrophulosorum**, **lichen scrophulosus**. A papular cutaneous disease occurring in persons of a decidedly scrofulous habit. It commonly affects the back and abdomen, and is characterized especially by an eruption of small miliary papules arising from the hair follicles, of a pale red, brownish, or purplish color, often showing little crusts at their summits, and usually arranged in groups, sometimes in gyrate lines or rings. The eruption is not attended with itching, and usually has a protracted course. [Lat., *scrofula*, dim. of *scrofa*, a sow; + Gr., *derma*, the skin.]

scrofulosis (skrof-u-lo'sis). Having scrofulous, i. e., tuberculosis, tendencies.

scrofulous (skrof'u-lus). Pertaining to, of the nature of, or affected with scrofula.

Scrophularia (skrof-u-la're-ah). The fig-worts, a genus of scrophulariaceous plants. **S. nodosa**, **S. officinalis**. Great pilewort. The herb and root were formerly used, especially the root, in chronic eruptive diseases, etc. Preparations from the leaves are sometimes used for ulcers, piles, etc.

scro'tal. Pertaining to the scrotum.

scrotum (skro'tum). The purselike covering of the spermatic cords and testicles. It consists of a thin, dark-colored integument, marked in healthy subjects by numerous rugae which may be intensified by cold. Beneath this are the dartos, the spermatic fascia, fibers of the cremaster, and the infundibuliform fascia, and internally the tunica vaginalis. [Lat., *scrotum*, a bag.]

scru'ple. Twenty grains, apothecaries' weight. Its symbol is \mathfrak{D} . See *table of weights and measures, in appendix, pages 941, 942, 943*.

Scultetus' bandage. Syn.: *figure-of-eight b.*; *many-tailed b.* See *figure-of-eight b. under bandage*. [Johann Scultet (originally Schuetes), surgeon in Swabia, 1595-1645.]

scurf (skurf). 1. The product of superficial, abnormal exfoliation from the skin; usually composed of epidermic scales, of sebaceous matter, or of both. 2. Minute branlike scales on the epidermis of plant organs. [Old Eng., *scurf*.]

scurvy (skur've). A chronic disease occasioned by malnutrition, occurring especially after prolonged abstinence from vegetable food. It is characterized by

hemorrhagic conditions of the mucous membranes and later by hemorrhages beneath the skin. **s. of the Alps**. See *pellagra*.

Scutellaria (sku-tel-la're-ah). 1. Helmet-flower, skullcap; a genus of labiate plants. 2. Of the U. S. Ph., *S. lateriflora*. **extractum scutellariae fluidum**. Fluid extract of the herb of *S. lateriflora* [U. S. Ph.]. *S. lateriflora*. Mad weed, the *S.* of the U. S. Ph. It is probably inert, but is still somewhat employed as a nerve. [Lat., *scutella*, a salver.]

scutulum (sku'tu-lum). A shieldlike structure. **favus s., s. favi**. The concave or cup-shaped crust characteristic of favus. [Lat., dim. of *scutum*, shield.]

scybalous (sib'al-us). Pertaining to, or consisting of scybala.

scybalum (sib'al-um). Pl. *scybala*. A roundish mass of the feces. [Gr., *skybalon*, excrement.]

scypho- (si'fo). Combining form of Gr., *skyphos*, cup.

Se. Chemical symbol for the element *selenium*.

se-. Prefix from Lat., *se*, without, apart.

searcher (serch'er). A metallic sound of small size and moderate curve, used in exploring the bladder for calculus.

seasick'ness. Syn.: *mal-de-mer*. A morbid condition produced in many persons by the movements of a vessel at sea; characterized by loss of appetite, nausea, vomiting and mental depression.

seat-worm. See *Oxyuris*.

sebaceous (se-ba'shus). Pertaining to, containing, consisting of, or of the nature of sebum. [Lat., *sebaceus*.]

sebacic (se-ba'sik). Derived from or pertaining to sebum. **s. acid**. See under *acid*.

sebiferous (se-bif'er-us). Producing sebum. [Lat., *sebum*, grease, + *ferre*, to bear.]

sebolith (seb'o-lith). A calculus concretion in an obstructed sebaceous gland. [Lat., *sebum*, fat, + Gr., *lithos*, a stone.]

seborrhea (se-bor-re'ah). A hypersecretion of fat by the skin. **s. congestiva**. Another name for lupus erythematosus. **s. corporis**. Another name for lupus seborrhea. **s. oleosa**. A variety of *s.* consisting of an abnormal oiliness of the skin. **s. sicca**. An affection of the sebaceous glands in which there is an alteration in the composition of the sebaceous matter, resulting in its accumulation on the surface in greasy, yellowish scales. [Lat., *sebum*, + Gr., *roia*, a flowing.]

se'bum. 1. Tallow, grease, suet. 2. See *cutaneous s. cutaneous s.* The fatty matter secreted by the sebaceous glands; an oily fluid containing fatty acids and various volatile acids (caproic, etc.) which give it its peculiar odor. See *smegma*. **s. palpebrale**. See *lema*. **s. preputiale**, **s. preputii**. See *smegma preputii*. [Lat.]

secacornin (se-kak-or'nin). A proprietary preparation containing the ergotin of Keller.

Secale (se-ka'le). Rye, a genus of grasses.

S. cereale. Common rye. **s. clavatum, s. corniculatum, s. cornutum, s. luxurians, s. mater.** See *ergot*.

secalin (sek'al-in). Of Jacobi, ergotinin. **secalintoxin.** Of Jacobi, a mixture of *s.* (ergotinin) and spachelotoxin (ergotoxin).

secondary (sek'on-da-re). 1. Second or subordinate in order of time, development, interdependence, importance, etc.; of an electrical current, induced. 2. Of organic compounds in chemistry, having a substituted radicle in a hydrocarbon attached to a carbon atom which itself is connected with two other carbon atoms. The term is also applied to amins, amids, phosphins, stibines, and arsins in which two of the hydrogen atoms of ammonia, phosphorylated hydrogen, etc., are replaced by radicles. 3. Of a disease (e. g., syphilis), its manifestation after an interval following the primary lesions. [Lat., *secundus*, second.]

secreta (se-kre'tah). The secretions.

secretagogues (se-krēt'a-gōgs). Substances which stimulate the flow of a given secretion. The term is used in physiology especially for those substances that act on the gastric juice. [*Secretion* + Gr., *agogos*, drawing.]

secrēt'in. A hormone formed in the duodenum which stimulates the pancreas to secrete pancreatic juice.

secretion (se-kre'shun). 1. The process by which certain constituents of the blood are separated from that fluid by glands having that process for their function. See *excretion*. 2. The fluid so elaborated.

antilytic s. Of Langley, the watery saliva excreted continuously by a submaxillary gland with intact nerves after the chorda tympani of the other side has been divided. **internal s.** A *s.* (2d def.) which, instead of being eliminated externally by a duct is imparted to the blood. **menstrual s.** Menstrual blood. **nervous s.** A *s.* dependent upon the activity of secretory nerves. The term is used particularly in cases, such as the gastric juice, in which the *s.* is partly due to secretory nerves and partly to chemical stimuli. **paralytic s.** The abundant watery continuous discharge from the duct of a gland after section of its secretory nerves. **sebaceous s.** See *sebum*. [Lat., *secretio*, from *secrevere*, to hide.]

secretory (se'kre-to-re). Secreting.

section (sek'shun). 1. The act or process of cutting. 2. A part separated by cutting, also the surface made by such cutting. 3. A post mortem examination.

abdominal s. The operation of cutting into the abdominal cavity. **cesarean s.** See *cesarean operation*, under *operation*.

frontal s. A *s.* dividing the body into equal or unequal dorsal and ventral parts. **frozen s.** An anatomical *s.* of a cadaver that has been frozen in order that all the parts and organs may be retained in their normal relations. **perineal s.** External urethrotomy. **sagittal s.** A *s.* dividing the body into equal or unequal right and

left parts. **s. cutter.** See *microtome*. [Lat., *sectio*, from *secare*, to cut.]

secundine (sek-un'din). 1. The inner integument of an ovule; the coat immediately surrounding the nucellus. 2. In the pl., the placenta, the fetal membranes, and the umbilical cord as they are expelled after the birth of the child. [Lat., *secundus*, following.]

secund'um art'cm. [Lat.] According to art; term used in prescription writing, but usually abbreviated to *s. a.*

sedatin (sed'at-in). Antipyrin. **s. valerilamidophenetol.** The compound, $C_6H_4(OC_2H_5)NH.C_4H_9CO$; antipyretic and analgetic.

sedative (sed'at-iv). Producing a calm and quiet condition of mind and body, especially reducing excessive action of the heart; as a *n.*, a *s.* medicine. [Lat., *sedativus*.]

sedimentation (sed-im-en-ta'shun). The process of producing the deposit of a urinary sediment, especially by the use of a centrifuge. [Lat., *sedimentum*, subsidence.]

seduction (se-duk'shun). The act of leading away or astray; the action of inducing a woman to surrender her chastity. [Lat., *seductio*, *n.* of action from *se*, away, + *ducere*, to lead.]

segment. A part separated more or less completely from other parts. **intermediate s. of a cilium.** A soft, isotropic, faintly striated portion of a cilium intervening between the pedicle and the cilium proper. **lower s. of the uterus.** In an obstetrical sense, that portion of the organ which stretches and dilates during labor, but does not take part in the work of expelling the ovum; being all that portion situated below the ring of Bandl. **medullary s's.** *S's* or divisions in the medullary sheath of a nerve fiber, formed by the oblique markings or incisures of Schmidt. **rivianian s. of the tympanic ring.** The anterior superior grooveless *s.* lying between the two points of attachment of the tympanic portion of the temporal bone to its squamous portion. [Lat., *segmentum*, from *secare*, to cut.]

segmentation (seg-men-ta'shun). The process of becoming divided into parts; especially as in germ *s.* **discoidal s.** A variety of *s.* in which the germinal layer alone is involved. **uplicative s.** A *s.* of the microorganism of gonorrhoea in which there is an interval between the two segments. **free s.** The division of naked cells. **germ s.** The *s.* of the fecundated ovum. "A process of division and multiplication" of the blastospheres, "after the manner of cell cleavage." **metameric s.** The division of embryo into metameres. **partial s. of the vitellus.** That sort of *s.* of a mesoblastic ovum which takes place only in the formative vitellus. **primordial s.** A supposititious archetypal form of *s.* **protovertebral s.** A division of the mesoblast on each side of the notochord into the protovertebrae. **regular s.** A

form of s. in which the ovum is converted into spheres of equal size and regularly disposed. **s. of the ovum**, **s. of the yolk**. See *germ s.* **superficial s.**, **surface s.** A variety in which the s. occurs upon the surface of the ovum. **total s. of the vitellus**. That complete form of germ s. in which the whole yolk divides into two, four, eight, and so successively into smaller divisions, each with its nucleus, all destined to take part in the further development of the ovum. **unequal s.** A form of s. in which, after the ovum is divided into four equal segments, the spheres of one pole are smaller than those of the opposite pole and afterward are much more numerous. [Lat., *segmentatio*, from *secare*, to cut.] **segregation** (se-gre-ga'shun). The action of separating a portion or portions from the rest. [Lat., *segregatio*, n. of action from *segregare*, to separate from the flock, to isolate.] **Seid'ltz powder**. Pulvis effervescens compositus of the U. S. Ph.; a preparation consisting of two powders to be dissolved separately and the two solutions to be mixed at the time of use, one containing tartaric acid, put up in white paper; the other containing sodium bicarbonate and potassium and sodium tartrate, put up in colored paper, usually blue. **seismo-** (sis'mo). Combining form of Gr., *seismos*, earthquake. **seizure** (se'zhur). The attack or onset of a disease or a recurrence of its manifestations. **psychic s.** Psycholepsy, an attack of morbid sensations. **sejunction** (se-junk'shun). Interruption of complex associations, or of integrated cerebral mechanisms. **selenic** (se-len'ik). Containing selenium as a sexualent radicle. **s. acid**. See under *acid*. **selenid** (sel'en-id). A compound of an element or radicle with selenium. **selenium** (sel-e'ne-on). Of Tilden, selenium. **selenite** (sel'en-it). 1. A salt of selenious acid. 2. (Foliated) gypsum; a transparent or translucent form of hydrated calcium sulphate, distinguished by the facility with which it splits into thin, flexible, inelastic laminae. Powdered, it has been employed as an absorbent and internally as a refrigerant. **selenium** (sel-e'ne-um). A non-metallic element, resembling sulphur in some respects. Atomic weight, 79.2. Chemical symbol, Se. [Gr., *selene*, the moon.] **seleniureted** (sel-en'e-ur-et'ed). Combining or combined with selenium. **self'abuse'**. See *masturbation*. **self-infec'tion**. Systemic or local infection from a source contained within the organism. **self-inocula'tion**. Systemic or local inoculation from a source contained within the organism. **self-lim'ited**. Of a disease, having a tendency to pursue its course for a definite period, and then terminate spontaneously. **self-pollu'tion**. See *masturbation*.

Seliwanoff's fructose test. Ten c.c. of the urine are heated with a small amount of resorcin and 2 c.c. of dilute hydrochloric acid. If fructose is present a brilliant red color will appear.

sella (sel'lah). A seat; a part shaped like a seat or saddle. **s. turcica**. A deep depression, somewhat resembling a saddle, upon the upper surface of the body of the sphenoid bone which lodges the pituitary body. [Lat., *sella*, seat.]

semeiography (sem-i-og'raf-e). The science or art of portraying the symptoms of disease. [Gr., *semeion*, a sign, + *graphein*, to write.]

semeiol'ogy. See *symptomatology*.

se'men. 1. The fertilizing or impregnating liquid produced by the male reproductive organs. 2. A seed. **animal-culum seminis masculi**. See *spermatozoid*. [Lat., *semen*, seed.]

semi-. Combining form of Lat., *semi*, half.

semimembranosus (sem'e-mem-bra-no'-sus). Partly membranous; as a n. m., a muscle which arises from the tuberosity of the ischium by a strong flat tendon. See *table of muscles*, under *muscle*.

semimetal (sem'e-met'al). See *metaloid*.

semimolecule (sem'e-mol'ek-ül). A radicle which, when occurring in the free state, doubles the molecular formula that it had when in composition.

seminal (sem'in-al). Pertaining to the semen of animals or the seed of plants.

s. vesiculitis. Inflammation of the seminal vesicles. [Lat., *seminalis*.]

seminiferous (sem-in-if'er-us). Conveying, bearing, or producing seed or semen. [Lat., *semen*, seed, + *ferre*, to bear.]

semi-oxidized (sem'e-oks'id-ized). Combined with half the amount of oxygen that would be required to saturate the molecule.

semipronation (sem-e-pro-na'shun). Partial pronation, the attitude midway between pronation and supination.

semiprone' position. See *Sims' position*, under *Sims*.

semispina'lis, **semispina'tus**. The s. colli and s. dorsi regarded as one muscle. See *table of muscles*, under *muscle*.

semisulcus (sem-e-sul'kus). A depression in a bone which, with one on its neighbor, forms a groove. [Lat., *semi*, half, + *sulcus*, furrow.]

semitendinosus (sem'e-ten-din-o'sus). See *semitendinous*. **s. muscle**. See *table of muscles*, under *muscle*.

semitendinous (sem-e-ten'din-us). Partially tendinous.

sem'per-. Combining form of Lat., *semper*, always.

senecin (sen'e-sin). 1. An eclectic resinoid from *Senecio vulgaris*. - 2. A principle obtained from *Senecio vulgaris*.

Senecio (sen-e'se-o). Groundsel; a genus of tubuliflorous plants. **S. aureus**. (American) golden ragwort. The herb and the rootlets are used by the Indians as a vulnerary and by the eclectics as a diuretic and emmenagogue. **S. vulgaris**.

Common groundsel, the Gr. *erigeron* of Dioscorides. The herb was once used in hemoptysis and convulsions and as an anthelmintic and emmenagogue, but is now mainly employed as an emollient. [Lat., *senex*, an old man.]

Senega (sen'eg-ah). 1. A section of the genus *Polygala* S. 2. Of the U. S. Ph., the root of *Polygala* S. It is a stimulating expectorant and diuretic and more or less excitant to all the secretions. **false S.** See *Northern S.* **Northern S.** The false s. of commerce, referred by Maisch to *Polygala Boykinii*, but now regarded as the product of a variety of *Polygala* S. growing in Wisconsin. According to O. Linde, it agrees in structure with the official drug. **senegae radix.** See *Senega*, 2d def. [Br. Ph.]

senegin (sen'eg-in). Polygalic acid.

senescence (se-sen'sens). The various processes resulting in old age. [Lat., *senescere*, to grow old.]

senile (se'nīl). Showing signs of advanced age; of diseases, due to or common in old age. [Lat., *senilis*.]

senility (se-nīl'it-e). Old age, especially as manifested by physical or mental weakness or decay.

senium (se'ne-um). [Lat.] Old age.

Senna (sen'nah). 1. The genus *Cassia*. 2. Of the U. S. Ph., the dried leaves of *Cassia acutifolia*, imported especially from Alexandria and Tripoli, and the leaves of *Cassia angustifolia*, imported from India. They are much used as a purgative, usually in combination with some aromatic and an alkaline salt to prevent griping. The active constituents of senna are much like those of aloe, buckthorn, and rhubarb. Previous treatment with alcohol lessens the griping action. **Aleppo s.** The leaflets of *Cassia obovata*. **Alexandrian s.** The stiff, brittle leaflets of *Cassia acutifolia*. **American s.** *Cassia marylandica* or its leaflets. **Arabian s.** The leaflets, intermixed with pods, stalks, and flowers, of *Cassia acutifolia*. **confectio sennae.** A confection representing 10 per cent. each of s. and tamarind, 16 per cent. of *Cassia fistula*, 12 per cent. of fig, and 7 per cent. of prunes [U. S. Ph.]. **extractum sennae fluidum.** A fluid extract made from senna leaves from which the griping principle has been in part removed [U. S. Ph.]. **false s.** 1. The leaflets and fruit of *Tephrosia apollinea*. 2. Bladder s.; the leaves of *Coluta arborescens*. 3. The leaves of *Coriaria myrtifolia*. 4. The leaves of *Globularia alypum*. 5. The leaves of *Solenostemma argel*. **folia sennae.** See s. (2d def.). **Indian s.** See *Tinnevelly s.* **infusum sennae compositum.** Black draught; an infusion of s. leaves, fennel seeds, manna, and magnesium sulphate in boiling water [U. S. Ph.]. **liquor sennae concentratus.** A solution, which is practically a fluidextract, prepared by re-percolation, heating, and preserving with ginger and alcohol [Br. Ph., 1898]. **s. alexandrina.** See *Alexandrian s. sennae*

folia. See s. (2d def.). **s. indica.** See *Arabian s.*; of the Br. Ph., see *Tinnevelly s. s. marylandica.* See *American s. s. obtusa.* See *Cassia obovata*, under *Cassia*. See *Cassia angustifolia*, under *Cassia*. **syrupus sennae.** A syrup containing 25 per cent. of the fluidextract of s. from which the griping principle has been in part removed [U. S. Ph.]. **tinctura sennae composita.** A tincture of s. leaves, caraway seeds, and coriander seeds [Br. Ph.]. **Tinnevelly s.** Indian s.; a very superior drug produced by the same species (*Cassia angustifolia*) as Arabian s., but from the plant as cultivated in India [Br. Ph.]. **wild s.** See *American s.*, *Aleppo s.* and *false s.* (4th def.). [Lat., from Arabic.]

Senn's plates. Circular or oval p's of decalcified bone, having a central opening and marginal apertures for the passage of sutures. One plate is placed in each end of the severed intestine in intestinal anastomosis. [Nicholas Senn, American surgeon, 1844-1908.]

sensation (sen-sa'shun). A conscious impression produced on the higher cerebral centers by external objects through the medium of the organs of sense and their connecting nerves. **cutaneous s.** A sense impression produced through the medium of the skin. **epicritic s.** That variety of cutaneous s. which gives impression of light pressure (touch) and small differences of temperature, well-localized. **external s.** A s. transmitted from one of the peripheral organs of sense. See *internal s.* **general s.** See *subjective s.* **girdle s.** A painful s. like that produced by a cord or bandage tightened about the trunk or limbs; a common symptom in spinal disease. See *girdle anesthesia*, under *anesthesia*. **internal s.** A subjective s.; one not produced through the agency of the external organs of sense; such as hunger and thirst, the desire to sleep, etc. **objective s.** An external s. due to the agency of some object of sense. **protopathic s.** That variety of cutaneous s. which gives no impression of pain and causes differences of temperature not well localized. **radiated s., secondary s.** Of Müller, the excitation of one s. by another, or the extension, in disease, of a morbid s. to parts not actually affected. **s. transference.** Recognition of objects that are usually only distinguished by visual or auditory s. by means of tactile s.; clairvoyance. **special s.** See *special senses*, under *sense*. **subjective s.** 1. A s. which originates within the cerebrum. 2. See *internal s.* **tactile s.** An impression produced through the medium of the sense of touch. [Lat., *sensatio*.]

sense. A faculty by which an impression is gained of the existence and qualities of external objects. **color s.** The perception of colors; the faculty of distinguishing the various colors. **corporeal s's.** See *nutritive s's.* **intellectual s's.** Touch, sight, and hearing; so called because supposed to minister directly to the

intellect, **kinesthetic s.** See *muscular s.* **muscle s., muscular s.** A consciousness of the amount or quickness of muscular exertion involved in the performance of a given act. **neural s.** The supposed s. of effort produced in the central nervous system by every muscular action. **nutritive s's.** Smell and taste; so called because more directly concerned with nutrition than the other s's. **pressure s.** The faculty of judging of the amount of pressure exerted on a given part of the body. **s. of direction.** See *orientation* (2d def.). **s. of effort.** See *neural s.* **s. of locality, s. of space.** That s. by which one recognizes objects in space, their dimensions, and their differences from each other. **special s's.** Sight, hearing, touch, smell, and taste. **stereognostic s.** The ability to judge of the shape and consistency of objects handled with the fingers. **temperature s.** The faculty of apprehending degrees or differences of temperature. [Lat., *sensus*, from *sentire*, to think.]

sense or'gan. An organ or structure which receives stimuli from without and transforms them into sensation. **central s. o's.** The centers of the nerves of special sensations. **peripheral s. o's.** Peripheral terminations of nerves of special sensations.

sensibilin (sen-sib-il'in). An anaphylactic reaction body.

sensibility (sen-sib-il'it-e). The capacity of receiving sensations or impressions; the power of feeling. **crossed s.** See *alochiria*. **muscular s.** See *muscular sense*, under *sense*. **organic s.** 1. The assimilating power of living cells (an improper use). 2. The characteristic s. of cellular elements—e. g., amebae—in consequence of which they respond to excitation or irritation. **recurrent s.** The s. possessed by the anterior root of a motor nerve. It is ascribed to the presence of recurrent sensory fibers running from the posterior root into the anterior or motor root. **tactile s.** The faculty of apprehending the locality, form, and size of objects by the sense of touch. [Lat., *sensibilitas*.]

sensitive (sen'sit-iv). 1. Possessing sensibility, endowed with keenness of perception. 2. Capable of reacting against an irritation, such as that caused by a touch, a chemical agent, moisture, or light; said especially of parts or organs that change their form or direction in response to a slight mechanical stimulus. [Lat., *sensitivus*.]

sensitization (sen-si-ti-za'shun). The rendering of a cell sensitive to the action of the complement by uniting with the special amoceptor.

sen'sitizer, sen'sitizing sub'stance. See *amoceptor*.

sensormotor (sen''so-re-mo'tor). Of nerves, conveying both sensory and motor impressions.

sensorium (sen-so're-tum). The cerebrum; a sensory nervous center. **s. commune.** The portion of the brain particularly con-

cerned in the reception of sensory impressions. [Lat., *sentire*, to perceive.]

sensory (sen'so-re). 1. Pertaining to a sense; concerned in sensation. 2. Pertaining to the sensorium.

sensual (sen'shu-al). Pleasurable sense seeking; self-seeking; sense gratification, chiefly of the genital erogenous areas.

sentient (sen'te-ent). See *sensory* and *sensitive*.

separator (sep'ar-a-tor). 1. A device for obtaining the urine from each ureter separately by dividing the bladder into halves. Cathelin, Downes, Harris, and Luys have devised instruments for this purpose. 2. Of Laval, an instrument for separating the constituents of fluids in order to facilitate analyses. 3. Of Jarvis, a dental instrument for separating the teeth. 4. An apparatus for separating solids from liquids in which they are held in suspension, e. g., by centrifugal force (centrifuge). [Lat., *separare*, to divide.]

sepedon (sep'ed-on). [Gr.] Putridity.

sepia (se'pe-ah). 1. The cuttlefish. 2. A carbonaceous pigment obtained from *S. officinalis* and other cephalopods. **os sepiae.** Cuttlefish bone situated under the skin in the back of *S. officinalis*. Finely powdered, it is used as an antacid, and in tooth powders. A similar but smaller body obtained from *S. elegans* is also known as *os sepiae*. [Gr., *sepia*.]

sep'sin. A base obtained from putrid yeast and decomposed organic material. Injected into the veins, it produces vomiting and diarrhea, with ecchymosis of the stomach and intestines.

sep'sis. The presence in the blood or tissues of pathogenic organisms or their toxins. [Gr., *sepsis*, putrefaction.]

sep'tal. Pertaining to a septum.

sep'tan. Recurring every seventh day. [Lat., *septem*, seven.]

sep'tate. Divided by a partition or divisions. [Lat., *septum*, a fence or division.]

septentrionalin (sep-ten''tre-o-na'lin). An alkaloid obtained from *Aconitum septentrionale*.

sep'ti-, sep'to-. Combining forms of Lat., *septem*, seven.

sep'tic. Pertaining to, caused by, or promoting putrefaction. [Gr., *septikos*.]

septicemia (sep-te-se'me-ah). A general infection of the body with pathogenic organisms and their toxins in the circulatory blood. Its symptoms are chills, irregularly remittent fever, sweating and prostration. [Gr., *septikos*, putrid, + *aima*, blood.]

septicin (sep'tis-in). A mixture of amylin and hexylamin obtained from putrid material.

septicogenic (sep-tik-o-jen'ik). Descriptive of the bacteria of putrefaction. [Gr., *septikos*, rotten, + *gennan*, to produce.]

septivalent (sep-tiv'al-ent). Having a valency of seven. [Lat., *septem*, seven, + *valens*, able.]

septoforma (sep-to-for'mah). A veteri-

- nary antiseptic solution of soap and formic aldehyd in alcohol.
- septometer** (sep-tom'et-er). 1. An instrument for determining the quantity of organic putrescible matter present in air. [Gr., *septos*, corrupted, + *metron*, a measure.] 2. An instrument for measuring the thickness of the nasal septum. [Lat., *septum*, partition, + Gr., *metron*, a measure.]
- septum** (sep'tum). A thin partition.
- alveolar septa**. The walls of the pulmonary alveoli which project into the infundibula.
- interauricular s.** The s. between the right and left auricles of the heart.
- intermuscular septa**. Processes of fascia which dip down between the muscles, often serving as their origins.
- internasal s.** See *s. narium*.
- interventricular s.** The partition between the ventricles of the heart.
- longitudinal septa of the spinal cord**. Its anterior and posterior median fissures.
- rectovaginal s.** The structure which forms the partition between the rectum and the vagina, including the adjacent walls of those organs and the connective tissue between them at the upper part.
- s. aorticum**. The anterior segment of the mitral valve.
- s. atriorum (cordis)**, **s. auricularum**. See *interauricular s.*
- s. bulbi urethrae**. A thin longitudinal fibrous s. in the posterior part of the bulb of the urethra.
- s. femoris**. A thickening of the cancellous tissue of the femur at the union of the neck and shaft.
- s. linguae**. A vertical longitudinal plate of fibrous tissue in the root of the tongue (to which it is usually limited) and attached to the body of the hyoid bone.
- s. lucidum**. The delicate triangular s. separating the lateral ventricles of the brain. It is formed of two thin laminae which inclose the fifth ventricle between them.
- s. narium**. The median portion, composed of cartilage and bone, which separates the cavity in the nose into two parts.
- s. narium mobile**. The lower, mobile portion of the s. narium, made up of the thickened integument separating the nostrils.
- s. narium osseum**. The partition formed by the perpendicular plate of the ethmoid bone and the vomer.
- s. of the nose**. See *s. narium*.
- s. of the pons Varolii**. A band of mesial fibers which halves the pons Varolii more or less incompletely, especially in its posterior part.
- s. of the scrotum**. An anteroposterior partition derived from the dartos, which divides the cavity of the scrotum into two parts.
- s. pectiniforme**. The fibrous s. between the two corpora cavernosa of the penis, so called on account of a number of parallel slits in it.
- s. pellucidum**. See *s. lucidum*.
- s. sinuum sphenoidalium**. A thin bony s. between the sphenoidal sinuses.
- s. tenue**. See *s. lucidum*.
- s. testis**. See *corpus Highmori*, under *corpus*.
- s. tubae**. A bony division which separates the eustachian tube from the bony furrow containing the tensor tympani.
- transverse s.** A partition placed at right angles to the axis of a body.
- urethrovaginal s.** The partition between the urethra and the vagina.
- ventricular s.** See *interventricular s.*
- vesicovaginal s.** The partition between the bladder and the vagina. [Lat., from *sepire*, to fence in.]
- sequela** (se-kwe'lah). Pl. *sequelae*. A morbid state resulting from a preceding disease or injury. [Lat., *sequela*, from *sequi*, to follow.]
- sequestration** (se-kwes-tra'shun). 1. The formation of a sequestrum. 2. Seclusion of lunatics or of persons affected with contagious or infectious disease. [Lat., *sequestratio*.]
- sequestrectomy, sequestrotomy** (se-kwes-trek'to-me, sek-wes-trot'o-me). The operation of removing a sequestrum. [Lat., *sequestrum*, + Gr., *ektemnein*, to cut out, or *temnein*, to cut.]
- sequestrum** (se-kwes'trum). A portion of bone separated from the healthy bone in consequence of being necrosed, but not dislodged from its position. [Lat., *sequestrare*, to remove, to separate.]
- seralbumin** (ser-al-bu'min). Serum albumin.
- sericin** (ser'is-in). Syn.: *silk gelatin, silk glue*. A gelatinous substance obtained by boiling raw silk a long time with water.
- sericum** (ser'ik-um). The cocoon of the silk-worm, *Bombyx mori*; silk. **s. crudum**. See *s.*
- ser'in**. α -amino- β -hydroxy-propionic acid, $\text{CH}_2\text{OH}.\text{CHNH}_2.\text{COOH}$. An oxyamino acid, found in many proteins.
- sero-**. Combining form of Lat., *serum*, whey; used to signify having to do with serum.
- serofibrinous** (se-ro-fi'brin-us). Partaking of the nature of both serum and fibrin.
- serogelatinous** (se-ro-jel-at'in-us). Partaking of the nature of both serum and gelatin.
- se'ro-immu'nity**. Immunity produced by an antiserum.
- serolactesent** (se-ro-lak-tes'ent). Having the characters of serum and of milk (said of the secretion of Montgomery's glands).
- serolin** (ser'o-lin). A compound contained in blood. [Lat., *serolina*.]
- serology** (se-ro'l'o-je). The study of sera and their actions. [*Serum* + Gr., *logos*, a treatise.]
- seromucous** (se-ro-mu'kus). Partaking of the nature of both serum and mucus.
- seropneumothorax** (se'ro-nu-mo-tho'raks). Pleurisy with serous effusion and pneumothorax. [*Serum* + Gr., *pneumon*, the lung, + *thorax*, thorax.]
- seropu'alent**. Partaking of the nature of both serum and pus.
- seropus'**. A fluid which consists of both serum and pus.
- serosa** (se-ro'sah). A serous membrane.
- serositis** (se-ro-si'tis). Inflammation of a serous membrane.
- multiple s.** Simultaneous inflammatory effusion into several serous sacs. [Lat., *serosa*, a serous membrane, + Gr., *itis*, inflammation.]
- serosynovial** (se'ro-sin-o've'al). Partak-

ing of the nature of both serum and synovia.

serother'apy. The therapeutical use of serum, particularly of serum containing an antitoxin.

serotina (ser-ot-e'nah). See *decidua serotina*, under *decidua*.

serous (se'rus). Consisting of, containing, resembling, or producing serum; thin, watery.

serpentaria (ser-pen-ta're-ah). 1. The rhizome of *Aristolochia* s. and [U. S. Ph., Br. Ph.] of *Aristolochia reticulata*. 2. A section of the genus *Aristolochia*.

extractum serpentariae fluidum. A fluid extract of s. [U. S. Ph.].

liquor serpentariae concentratus. A concentrated solution of s. (2d def.) of the strength of 1 in 2. [Br. Ph., 1898.] [Lat., *serpens*, a serpent.]

serpiginous (ser-pij'en-us). Spreading gradually, creeping. Said of ulceration. [Lat., *serpiginus*, from *serpere*, to creep.]

serpyllum (ser-pil'lum). 1. *Thymus* s. or wild thyme. 2. A section of the genus *Thymus*.

serrate, serrated (ser'at, ser'at-ed). Indented like a saw. [Lat., *serratus*, from *serra*, saw.]

serratus (ser-ra'tus). See *serrate*; a s. muscle is a muscle having a digitated margin. See *table of muscles*, under *muscle*.

serrefine (sar-fen'). A small spring forceps invented by Vidal for catching bleeding vessels and controlling hemorrhage during operations; also used for closing a wound temporarily. [Fr.]

serrenoed (sar-ne'). An instrument for gradually tightening a ligature; used for cutting through a pedicle or other like part slowly and bloodlessly, also as a temporary constrictor of such a part in the course of an operation. [Fr., *serrer*, to press, + *noeud*, nut.]

se'rum. Pl. *sera*. The watery portion of an organic fluid (ordinarily of the blood).

anticholeraic s. A s. supposed to contain a cholera antitoxin.

antidiphtheritic s. The s. of an animal (usually the horse) that has been immunized against diphtheria by repeated inoculations with the virus of the disease; used for the prevention and cure of diphtheria.

antidysenteric s. A s. made by injecting horses with the bacillus of dysentery and employed in the treatment of that disease.

antimeningococcus s. A s. which greatly reduces the mortality from epidemic cerebrospinal meningitis, if it is injected directly into the spinal cord early in the disease.

antiphthisic s. A s. supposed to contain a tuberculous antitoxin.

antipneumonic s. A s. made by injecting the horse with pneumococci; it is employed occasionally in the treatment of lobar pneumonia.

antistreptococcus s. A s. made by injecting the horse with streptococci and used with indifferent results in streptococcus infections.

antitoxic s. A s. which will neutralize a soluble toxin in the test tube or tissues.

antityphoid s. A s. prepared by injecting typhoid bacilli into horses. **bac-**

tericidal s. A s. destroying bacteria.

bacteriolytic s. A s. destroying bacteria by bacteriolysis.

blood s. The fluid which separates from the blood after coagulation; defibrinated blood plasma.

Calmette's s. See under *Calmette*.

curative s. An antitoxic s. which not only prevents, but cures the disease of which it contains the antitoxin.

cytolytic s. A s. capable of dissolving any special cell.

Flexner's s. The s. for the cure of epidemic cerebrospinal meningitis.

hemolytic s. A s. capable of dissolving red blood corpuscles.

immune s. The serum of an immunized animal. Contains the specific antibody to the immunizing substance.

Lustig's s. See *Lustig*.

Maragliano's s. See *Maragliano*.

Marmorek's s. See *Marmorek*.

milk s. Whey.

opsonic s. A s. destroying bacteria by means of the opsonin.

polyvalent s. A s. prepared from more than two snake venoms or other toxins.

s. albumin. The proteins or mixture of proteins in blood serum which is not precipitated by half saturation with ammonium sulphate, but precipitated only when serum is completely saturated with the salt.

s. cells. Fat cells containing s. in place of part of the fat which was originally in the cell.

s. cerebrospinale. See *cerebrospinal fluid*, under *fluid*.

s. globulin. The proteins or mixture of proteins of the serum which is precipitated by half saturation with ammonium sulphate or complete saturation with magnesium sulphate.

s. lacteum, s. lactis. See *whey*.

s. sanguinis. See *blood* s. s. *sickness*. The various symptoms which sometimes develop from an injection of serum.

s. therapy. The use of curative sera for various diseases.

thyrolytic s. A s. cytolytic for the cells of the thyroid gland.

Yersin's s. See *Yersin*. [Lat., *serum*, whey.]

sesame (ses'am-e). *Sesamum orientale* and *Sesamum indicum*.

s. oil. Oil of sesamum.

sesamoid, sesamoidal (ses'am-oyd, ses'am-oyd'al). Resembling or having the shape of a grain of sesame.

s. bones. See under *bone*. [Gr., *sesamon*, sesame, + *eidōs*, resemblance.]

sesquibasic (ses-kwe-ba'sik). Of salts, formed from a tribasic acid by the replacement of three atoms of hydrogen by two of a basic element or radicle. [Lat., *sesqui*, one and a half, + *basis*, a base.]

sesquibromid (ses-kwe-bro'mid). See under *sesquichlorid*.

sesquicarbonat (ses-kwe-car'bon-āt). A carbonate containing one and a half times as much of the carbonic acid radicle as the normal carbonate.

sesquichlorid (ses-kwe-klo'rid). A compound consisting of an element or radicle united directly with chlorine in the proportion of one atom and a half of the latter to a certain definite quantity of the former assumed as the unit of comparison. Analogous compounds of bromine, hydroxyl, oxygen, and sulphur are called respectively the sesquibromid, sesqui-

dioxid, sesquioxid, and sesquisulphid. The term *s.*, etc., however, are often used where trichlorid, etc., would be more proper.

sesquihydrate (ses-kwe-hi'drät). 1. A sesquihydroxid. 2. A crystallized salt containing three molecules of water of crystallization in two molecules of the salt.

sesquihydroxid, sesquioxid (ses-kwe-hidroks'id, ses-kwe-oks'id). See under *sesquichlorid*.

sesquisalt (ses'kwe-salt). A salt in which, according to the old system of nomenclature, two equivalents of a base are combined with three of an acid; or which, according to modern views, contains one and a half times as much of the radicle as a protosalt.

sesquisulphate (ses-kwe-sul'fät). A sulphate containing three molecules of the sulphuric acid radicle combined with two atoms or molecules of a basic radicle; a sulphate formed from the sesquioxid. The term is often used for trisulphate.

sesquisulphid (ses-kwe-sul'fid). See under *sesquichlorid*.

sessile (ses'sil). Attached directly to a basis of support, without a peduncle. [Lat., *sessilis*, from *sedere*, to sit.]

se'ta. 1. A bristle (e. g., a stiff hair or a straight, slender prickle). 2. A bristle-like hair or hairlike organ. [Lat., *seta*, a bristle.]

setaceous (se-ta'shus). 1. Bristle-shaped. 2. Setose; composed of or covered with bristles. [Lat., *seta*, a bristle.]

setiferous (se-tif'er-us). Bearing a bristle or bristles. [Lat., *seta*, a bristle, + *ferre*, to bear.]

se'ton. A wisp of thread or a strip of gauze passed through the skin to form a sinus. [Lat., *seta*, a bristle.]

sewage (su'äj). Refuse matter, including feces, urine, etc., carried off from habitations by means of sewers.

sewer (su'er). A canal for carrying off waste water and sewage.

sewerage (su'er-äj). 1. The process of collecting and carrying off sewage. 2. Sewers collectively.

sexbasic (seks-ba'sik). Combining with six molecules of a univalent base; saturating a sexvalent base.

sexdecyl (seks'dek-il). See *cetyl*.

sextan (seks'tan). Recurring every sixth day. [Lat., *sextus*, sixth.]

sextipara (seks-tip'a-rah). A woman who has borne six children in as many pregnancies. [Lat., *sextus*, sixth, + *parere*, to bring forth.]

sexual (seks'u-al). Pertaining to sex. [Lat., *sexus*, sex.]

sexuality (seks-u-al'it-e). In broad sense all that pertains to race propagation. In narrow and obsolete sense pertaining to the reproductive organs only.

sexvalent (seks'va-lent). Having a valency of six (i. e., being capable of replacing six atoms of hydrogen in a molecule).

shadowgram, shadowgraph (shad'o-gram, shad'o-graf). An x-ray picture.

shaft. Of a long bone, its elongated central portion; of a cilium, its free portion, continuous with the proximal bulb; of a hair, see *hair s.*, under *hair*. [Ang.-Sax., *scæft*.]

shak'ing pal'sy. Paralysis agitans.

shank. The tibia, the shin, the leg. **s. bone**. The middle metatarsal (carpal) bone. [Ang.-Sax., *sceana*.]

Sharpey's fibers. Syn.: *perforating f's*. Bundles of connective tissue f's in bone, either branched or simple, agreeing in character with bundles of white fibrous tissue, and serving to bind the various lamellae together. They were described by Sharpey in 1856, and, according to Heitzmann, by Troja in 1814.

sheath (shéth). An enveloping structure, a case or covering. **axillary s.** A process of the prevertebral fascia covering the initial portion of the axillary artery and vein. **carotid s.** A process of the deep cervical fascia surrounding the carotid artery, pneumogastric nerve, and internal jugular vein, the last two separated from the first by a septum. **cellular s.** See *epineurium*. **circumvascular s.** A wide lymphatic tube completely surrounding the smallest blood vessels of bone, of the central nervous system, of the retina, and of the liver. **crural s.** A funnel-shaped fascial investment of the femoral vessels. It is continuous above with the transversalis and iliac fasciae, and is divided by septa into three compartments: the outer, for the femoral artery; the middle, for the femoral vein; and the inner, known as the femoral canal. **femoral s.** See *crural s.* **medullary s.** A sheath of myelin inclosing the axis cylinder in medullated nerve fibers. This in turn is inclosed by the neurilemma, in peripheral nerves at least. **myeline s.** See *neurilemma* and *medullary s. s. of a muscle*. The layer of fascia or aponeurosis covering a muscle. **s. of Schwann**. See *neurilemma*.

s. of the flexor tendons. Transverse and oblique fibrous bands which bind the tendons of the flexores digitorum profundis and sublimis to the palmar surfaces of the first and second phalanges. **s. of the optic nerve**. The structures covering the optic nerve, the tunica nervi optici externa and tunica nervi optici interna, and the intervening process of the arachnoïdes. **s. of the rectus abdominis**. The s. formed by the division of the aponeurosis of the obliquus abdominis externus at the outer border of the rectus and their union in the linea alba. **synovial s.** A synovial membrane which lines the cavity in which a tendon glides when it is bound down against a bone. [Ang.-Sax., *scæth*, *sceadare*, to separate.]

sheep-pox. Variicella.

sheet. An oblong piece of linen or cotton, forming part of bedclothes, usually next the sleeper. **draw s.** A folded s. placed under a patient so that it may be withdrawn without disturbing the bed or lifting the patient. [Ang.-Sax., *sceat*, *scæta*, *scyta*.]

shellac (shel-lak'). See under *lac*.
sherry (sher're). See under *wine*.
Shi'ga's se'rum. See *antidysenteric serum*, under *serum*.
shikimene (shik'im-en). A poisonous substance, $C_{10}H_{16}$, found in the ethereal oil obtained from the leaves of *Illicium religiosum* (Jap., *shikimi*) or its fruit.
shin'gles. Common name for herpes zoster. [Lat., *cingulum*, a girdle.]
shock. 1. A sudden depression of the vital functions, especially of the circulation, due to the nervous exhaustion following an injury or a sudden overwhelming emotion, and resulting either in immediate death or in prolonged prostration. 2. See *electric s.* **discharging s.** An electric s. produced by a discharge. **electric s.** The physiological effect caused by an electric discharge or by the closing or opening of a circuit in which the organism is included. **epigastric s.** S. caused by a blow on the epigastrium. **nervous s.** See *s.* (1st def.). **railway s.** The impression made on the body or the mind, or on both, by a railway accident. **secondary s.** A return of the symptoms of s. after apparent recovery.
short-circuit (short-sir'ket). 1. To introduce into an electrical current a by-path of small resistances so that the current passes through the path instead of through the original circuit. 2. To establish intestinal anastomoses.
shoulder (sho'lder). The prominence of the articulation of the cephalic limb with the trunk, constituted chiefly by the clavicle, the scapula, and the head of the humerus; also any similar prominence. [Ang.-Sax., *sculder*.]
show. An appearance. A colloquial term for the first discharge of blood in menstruation or in labor.
Shrapnell's membrane. That portion of the membrana tympani bounded by Prussak's striae and the grooveless fissure. It is situated at the anterior superior pole of the membrana tympani, is much thinner and less tense than the other parts of the membrane, and appears as a small, pit-like depression above the short process of the malleus.
Si. Chemical symbol for the element *silicon*.
sialagogue (si-al'ag-og). Augmenting the secretion of saliva; as a n., a substance so acting. [Gr., *sialon*, saliva, + *agogos*, a drawing forth.]
sialaporia (si-al-ap-o're-ah). Deficiency of saliva. [Gr., *sialon*, saliva, + *aporia*, non-acquisition.]
sialin (si'al-in). See *ptyalin*.
sialodochitis, sialoductitis (si'al-o-dok-i'tis, si'al-o-duk-ti'tis.) Inflammation of the salivary ducts. s. **pancreatica**. Inflammation of the ducts of the pancreas. It may be catarrhal or purulent. [Gr., *sialon*, saliva, + *doche*, receptacle, + *itis*, inflammation.]
sialolith (si'al-o-lith). See *salivary calculus*, under *calculus*. [Lat., *sialon*, saliva, + *lithos*, a stone.]

sialolithiasis (si'al-o-lith-i'as-is). The formation or presence of a salivary calculus. [Gr., *sialon*, saliva, + *lithiasis*, the formation of a stone.]
sibbens (sib/bens). Syn.: *sivrens*. A name for certain affections, probably including both frambesia and syphilis, regarded formerly as an endemic disease peculiar to Scotland.
sic'cant, sic'cative. See *desiccant*. [Lat., *siccans*, *siccativus*, from *siccare*, to dry.]
sic'cus. Dry.
sick. 1. Affected with disease. 2. Affected with nausea. 3. Menstruating. [Ang.-Sax., *seoc*.]
sickness (sik'le-nes). A condition of weakness and predisposition to contract disease upon slight cause.
sick'ly. 1. Weak, and predisposed to disease. 2. Insalubrious.
sick'ness. 1. A deviation from a state of health, especially in the form of an acute disease. 2. Nausea. **African sleeping s.** A fatal epidemic disease, due to the bite of the tsetse fly. **car s.** Nausea caused by riding on trains or trolley cars. **falling s.** See *Epilepsy*. **monthly s.** See *menstruation*. **morning s.** The morning nausea of pregnant women. **mountain s.** A sensation like nausea which attends respiration in the rarefied atmosphere of great altitudes. **sea s.** See under *seasickness*. **sleeping s.** See *African sleeping s.* **sweating s.** See *miliary fever*, under *fever*. [Ang.-Sax., *seoc*; Old Fris., *siak*, *sieck*, *sek*.]
Sida (si'dah). Indian mallow. Several species of s. are used medicinally.
side-chain theory. See *Ehrlich's side-chain theory*, under *Ehrlich*.
sid'ero-. Combining form of Gr., *sideros*, iron.
sideroscope (sid'er-o-sköp). An instrument for showing the presence of particles of iron or steel in the eye. Pooley's s. consists essentially of a suspended magnetic needle. [Gr., *sideros*, iron, + *skopein*, to examine.]
siderosis (sid'er-o'sis). A form of chronic interstitial pneumonia occurring among ironworkers and due to inhalation of the dust of iron oxid. [Gr., *sideros*, iron.]
siderous (sid'er-us). Containing iron. [Gr., *sideros*, iron.]
sidalon (si'don-al). Piperazin quinate, ($C_{18}H_{34}N_2O_{12}$). It is said to be useful in the treatment of gout.
sigmoid (sig'moyd). Curved like the letter S; as a n., the s. flexure. [Gr., *sigma*, the letter S, + *idos*, resemblance.]
sigmoiditis (sig-moyd-i'tis). Inflammation of the sigmoid flexure. [Gr., *sigmoides*, like the letter S, + *itis*, inflammation.]
sigmoidoscope (sig-moyd'o-sköp). A device for inflating the sigmoid flexure and illuminating it with an electric lamp. [Sigmoid + Gr., *skopein*, to look.]
sign (sin). An indication, especially one elicited by physical examination, hence objective in character as distinguished from a symptom which is subjective.
coin s. A s. obtained when a silver coin is placed upon the chest and struck by

another, over a pneumothorax or a large cavity. It is metallic and ringing in character. **halfpenny s.** A s. elicited by auscultatory percussion, said to indicate pleuritic effusion. "The patient is seated, and is auscultated in the dorsal region." An assistant places a sou on the thorax in different parts according to directions, and percusses. The ear of the auscultator listens at the opposed corresponding parts. The healthy side is first examined; then the side with pleurisy, where the note is much higher. A clear metallic sound indicates pleuritic effusion; when this sound is absent there is no effusion. **physical s's.** S's elicited by means of physical examination. **s. of the orbicularis palpebrarum.** In facial paralysis, inability to close the eye of the paralyzed side while keeping the other eye open; said to be almost decisive of the central origin of the palsy. For s's called by proper names, see under those names, e. g., Abadie's s., Skoda's s. See *Abadie* and *Skoda*. [Lat., *signum*.]

signatura (sig-na-tu'rah). 1. See *signature*. 2. In a prescription, the directions to the pharmacist to write certain things on the label, showing the patient how the medicine is to be taken. It is usually abbreviated to *sig.* or *s.* [Lat., *signara*, to write.]

signature (sig'nat-chur). The part of the prescription containing the directions to the patient. A characteristic mark. [Lat., *signatura*, from *signare*, to write.]

sig'num. A mark or sign.

signatera (sig-wah-ta'rah). A disease of the tropics, often fatal, produced by eating certain kinds of fish; characterized by abdominal pain, nausea, vomiting, diarrhea, coldness of the body. [Sp.]

si'lex. See *silicia*.

silica (sil'ik-ah). Silicon dioxide, SiO₂.

silicate (sil'ik-ät). A salt of silicic acid.

silicatus (sil-ik-a'tus). Combined with, or containing silicon.

silicic (sil-is'ik). Containing silicon. **s. acid.** See under *acid*. **s. anhydrid.** See *silica*.

silicid (sil'is-id). A direct compound of silicon with another element.

silicious (sil-ish'tus). Flinty, containing silicon. [Lat., *siliceus*.]

silicium (sil-is'e-um). See *silicon*.

silicon (sil'ik-on). A non-metallic element, existing in several allotropic forms. At ordinary temperatures it does not react with water or the ordinary mineral acids. In many ways it resembles carbon. It is found as silica or as the silicates in the urine and connective tissue, the hair and feathers. It occurs in nature in great abundance under the form of silica or the silicates. Atomic weight, 28.4. Symbol, Si. **s. carbid.** Syn.: *carborundum*. SiC, a compound which has a hardness almost equal to that of the diamond. It is used for grinding and polishing purposes. [Lat., *silix*, flint.]

silk gel'atin. Same as *sericin*.

Silphium (sil'fe-um). Rosinweed; a genus of composite plants. **S. laciniatum.**

Polar plant; found in the western United States. It exudes an oleosin that is used as a chewing gum. **S. terebinthinaceum.** Prairie burdock. It exudes a purgative resin, and the root is used like rhubarb. [Gr., *silphion*.]

sil'ver. A metal occurring in nature both uncombined and in combination, in the latter case usually as a sulphid. It is a good conductor of heat and electricity. It is not changed by the atmosphere, though it may be altered by hydrogen sulphid. It usually forms strong coherent solid masses, but it may be obtained as a fine dark powder (molecular s.), and it is also found in the crystalline form. Atomic weight, 107.9. Specific gravity, 10.5. Symbol, Ag., from Lat., *argentum*. **casein s.** See *argonin*. **colloid s.** See *collargol*. **diluted nitrate of s.** See *argenti nitras*, under *argentum*. **fused s. nitrate.** S. nitrate melted and run into sticks [U. S. Ph., *argenti nitras fusus*]. **gelatin s.** See *albargin*. **mitigated s. nitrate.** S. nitrate diluted with potassium nitrate and cast into moulds [U. S. Ph., Br. Ph., *argenti nitras mitigatus*]. **molded nitrate of s.** See *argenti nitras fusus*, under *argentum*. **s. citrate.** The normal silver salt of citric acid, Ag₃C₆H₅O₇, used under the name of Credé's antiseptic. **s. foil.** Metallic s. in the form of thin leaves, used for coating pills. **s. ichthyolate.** See *ichthargan*. **s. lactate.** AgC₆H₅O₃+H₂O, called also "actol," an antiseptic. **s. nitrate.** AgNO₃, formed by the action of dilute nitric acid on metallic s. When deposited from its solution in nitric acid, it forms transparent rhombic crystals, crystallized s. nitrate, vitriol of s., the *argenti nitras* of the U. S. Ph. It fuses at 198° C., and solidifies into a white, compact, crystalline mass, fused or molded s. nitrate, the *argenti nitras* of the Br. Ph. It is soluble in less than half its weight of water, has a caustic metallic taste, and exerts a caustic action on organic substances by coagulating their albumin. **s. oxid.** The monoxid of s., Ag₂O. It should not be trituated with substances which are readily oxidizable [U. S. Ph., *argenti oxidum*]. **s. protinate.** See *novargan*. **s. sulphichthyolate.** See *ichthargan*. **s. vitellin.** A soluble protein s. compound, described by Barnes and Hills; used in gonorrhoea, etc. See *argyrol*.

silvoddid (sil'vo-did). A proprietary preparation, said to be a suspension of silver iodid in mucilage. It has numerous synonyms and is said to be used like other silver salts in gonorrhoea, etc.

Simaba (sim-a'bah). A tropical genus of simarubaceous plants. **S. cedron.** A tree of Central America. The seed contains cedrin, a bitter volatile principle of unknown composition.

Simaruba (sim-ar-u'bah). 1. Bitter wood; a genus of quassieous plants. 2. Of the U. S. Ph., 1870, s. bark. **S. amara.** 1. Bitter damson, *S. guianensis*. 2. A Jamaica tree identified by most botanists

with *S. guianensis*. **s. bark.** The bark of *S. guianensis* and *S. amara* (2d def.). It was formerly in repute as an antidysenteric, but is now regarded as a simple bitter only [U. S. Ph., 1870].

Simon'ea folliculo'rum. See *Demodex folliculorum*.

sim'ple. 1. Consisting of but one piece, series, etc., uncomplicated, e. g., s. fracture. 2. Defective in intellect. 3. As a n., in the pl., s's, medicinal plants. [Lat., *simplex*.]

Simpson's forceps. An obstetrical forceps with short corrugated handles, blades with both pelvic and cephalic curves, and a double socket lock. [Sir James Y. Simpson, Scotch obstetrician, 1811-1870.]

Sims' position. The patient lies on the left side and the chest, both thighs are flexed on the abdomen, the right a little more than the left, and the left arm hangs over the edge of the table and the thighs are parallel with the bottom edge of the table. **S's speculum.** A form of vaginal speculum made in the shape of two ducks' bills joined by a curved arm. [J. Marion Sims, New York gynecologist, 1813-1883.]

simulation (sim-u-la'shun). 1. Malingering. 2. Mimicry. [Lat., *simulare*, to simulate.]

Simulium (sim-u'le-um). A genus of sandflies of the family *Simuliidae*, and the order *Diptera*. They are numerous in Europe and the tropics, and suck the blood of many animals as well as that of man, causing papules on the exposed portions of the body of the latter. **S. reptans.** A typical species known in Scotland.

sin'albin (sin-al'bin). A glucosid, $C_{30}H_{44}Na_2O_{16}$, found in white mustard seed.

sinamin (sin-am'in). Allyl cyanamid.

sinap'in (sin-ap'in). A very deliquescent alkaloid, $C_{16}H_{23}NO_5$, obtained from white mustard seed.

Sinapis (sin-a'pis). 1. A genus of cruciferous plants (the mustards). 2. Flour of mustard; of the Br. Ph., black and white mustard seeds powdered and mixed. **charta s.** A plaster containing mustard deprived of its fixed oil, spread upon stiff, well-sized paper by means of a solution of gutta percha in chloroform, so that each square inch of paper receives about 6 grains of mustard [U. S. Ph.]. The mustard paper of the Br. Ph., 1898, is not essentially different from that of the U. S. Ph., but the former directs equal parts of black and white mustard. **linimentum s.** A liniment of camphor, castor oil, and the volatile oil of mustard in alcohol [Br. Ph.]. **oleum s. volatile.** Obtained from *Brassica nigra* through the action of the ferment, myrosin, on the glucosid sinigrin in the presence of moisture. It should contain at least 92 per cent. of allyl isothiocyanate [U. S. Ph.]. **S. alba.** White mustard charlock. The seeds, larger than black mustard seeds and having a testa which contains a mucilaginous substance, have a composition like that of black

mustard, but in place of sinigrin contain sinalbin, which in presence of water is acted on by the myrosin and splits up into acrinyl sulphocyanate, sinapin sulphate, and sugar. Hence white mustard yields no volatile oil. It is, however, a powerful rubefacient, and is usually employed in the form of the flour mixed with that of black mustard. Of the U. S. Ph., the seed of *S. alba*. **s. albae semina.** See *S. alba* [Br. Ph., 1898]. **S. arvensis.** Corn mustard. The seeds are pungent and diuretic. **S. nigra.** Black (or brown, or red) mustard. The seeds, the *S. nigra* of the U. S. Ph., yield by distillation with water mustard oil. Black mustard is chiefly used as a rubefacient in sinapisms. The flour is often used as an emetic. The volatile oil is also a powerful rubefacient. [Gr., *sinapi*, mustard.]

sinapiscopy (sin-ap-is'ko-pe). A test of sensory disturbances by applying mustard; analogous to metalloscopy. [Gr., *sinapi*, mustard, + *skopein*, to examine.]

sinapism (sin'ap-ism). A mustard plaster or poultice. [Lat., *sinaspismus*.]

sin'ciput (sin'sip-ut). The portion of the head anterior to its most elevated portion, or vertex. [Lat., *sin'ciput*, half of the head.]

sinigrin (sin'ig-rin). A glucosid, potassium myronate, ($C_{10}H_{18}NKS_2O_{10}$), which is accompanied by the ferment myrosin, when mustard is moistened, yielding volatile oil of mustard.

sin'istral (sin'is-tral). On the left side. [Lat., *sinister*, left.]

sinistro- (sin-is'tro). Combining form of Lat., *sinister*, left, used in the sense of situated in, directed, or turning toward the left.

si'nus. Pl. *sinuses*. 1. A cavity having a relatively narrow opening or entrance. 2. A large venous canal into which several smaller veins empty, especially such a venous channel formed by the dura of the brain. 3. The bosom. 4. The long narrow suppurating tract communicating with an abscess or diseased tissue. **accessory s'es, air s'es.** Air-containing cavities within bones, especially those communicating with the nasal passages. **aortic s.** See *s'es of Valsalva*. **basilar s.** See *transverse s.* **Breschet's s.** See *Breschet*. **cavernous s.** A large s. extending from the sphenoidal fissure to the apex of the petrous portion of the temporal bone, communicating behind with the inferior and superior petrosal s'es, and receiving the ophthalmic vein in front. **circular s.** Syn.: *communicatio recepta colorum*. A venous s. surrounding the pituitary body, communicating on each side with the cavernous s. **circular s. of the placenta.** A plexus of veins in the maternal portion of the placenta in communication with uteroplacental s'es. **clino'id s.** See *circular s. confluence of the s'es.* See *torcular Herophili*, under *torcular*. **coronary s. of the heart.** A vein in the transverse groove between the left auricle and ventricle of the heart

on its posterior aspect; by some regarded as a dilatation of the great cardiac vein or a s. into which it opens. **cranial s'es.** Venous channels between the folds of the dura, lined with a continuation of the tunica interna of the veins. **ethmoidal s'es.** See *ethmoidal cells, under cells.* **frontal s.** An irregular cavity in the frontal bone, underlying the prominence at the root of the nose and over the superior orbital margin, extending upward and outward between the two tables of the bone, separated from its fellow of the opposite side by a thin septum, and communicating with the nose by the infundibulum. **genital s.** The cleft of the vulva. **genito-urinary s.** See *urogenital s.* **great s. of the aorta.** A dilatation generally found on the right side of the ascending portion of the aorta. **inferior longitudinal s.** A venous s. which extends along the posterior half of the lower border of the falx cerebri and terminates in the straight s. near the anterior margin of the tentorium. **inferior petrosal s.** A large venous s. arising from the cavernous s., running along the lower margin of the petrous portion of the temporal bone, and joining with the lateral s. to form the internal jugular vein. **intercavernous s'es.** The anterior and posterior halves of the circular s. **internal s.** See *straight s.* **lacrimal s.** A small pouch formed by a fold of skin at the inner angle of the eye in the deer and some other quadrupeds. **lacteal s.** See *ampulla ductus lactiferi, under ampulla.* **lateral s.** A venous s. which begins at the torcular Herophili and runs horizontally on the inner surface of the occipital bone to the base of the petrous portion of the temporal bone, where it unites with the inferior petrosal s. to form the internal jugular vein. **lymph s'es.** Small spaces scattered throughout the parenchyma of a lymphatic gland, between the pulp of the gland and the trabeculae or dilatations of the lymphatic vessels. **marginal s.** A variety of the occipital s. opening into the transverse s. **marginal s. of the placenta.** See *circular s. of the placenta.* **mastoid s'es.** See *mastoid cells, under cell.* **maxillary s.** See *maxillary antrum, under antrum.* **occipital s.** A small venous s. in the attached margin of the falx cerebelli opening into the torcular Herophili. See *lateral s.* **petrosquamous s.** A venous s. running along the petrosquamous suture and opening into the transverse s.; believed to be a relic of a fetal communication with the internal jugular vein. **pilonidal s.** Syn.: *congenital lumbosacral fistula.* See *foveola coccygea, under foveola.* **s's of Cuvier.** See under *Cuvier.* **s. Morgagni.** See *lacunae Morgagni, under lacuna, s's of Valsalva, and ventricle of the larynx, under ventricle.* **s'es of Valsalva.** Dilatations of the aorta and pulmonary artery opposite the segments of the aortic

and pulmonary valves. **s. pleurae.** The spaces in the pleural sac along the lower and inferior portions of the lung which the lung does not occupy. **s. prostaticus.** See *uterus masculinus, under uterus.* **s. pulmonalis.** The atrium of the left auricle of the heart. **s. pyriformis.** See *fossa laryngopharyngea, under fossa.* **s. terminalis.** A vein that encircles the vascular area of the blastoderm and empties either by one trunk, the anterior vitelline vein, into the left vitelline vein or by two trunks into both vitelline veins. **s. transversus pericardii.** An opening connecting the prolongation of the pericardium which covers the pulmonary artery and aorta with that covering the auricles. **s. tuberculi (ossis metacarpi).** A depression upon the external surface of a metacarpal bone just above its distal articular surface. **s. vinosus.** See *canal of Schlemm, under canal.* **sphenoidal s'es.** Air s'es which occupy the body of the sphenoid bone and connect with the nasal cavity. **sphenoparietal s.** 1. A vein uniting the cavernous s. and a meningeal vein. 2. The portion of the cavernous s. below the ensiform process. **straight s.** A s. which is continuous with the inferior longitudinal s. and, running along the junction of the falx cerebri and tentorium, is continuous with the lateral s. **superior longitudinal s.** A triangular canal which runs along the upper edge of the falx cerebri, beginning in front at the crista galli and terminating at the torcular Herophili. **superior petrosal s.** A venous canal running in a groove in the petrous portion of the temporal bone. **torcularian s'es.** Sinuses that open into the torcular Herophili. **transverse s.** 1. A s. uniting the inferior petrosal s'es. 2. A venous network in the dura over the basilar process of the occipital bone. It opens into the inferior petrosal s'es and the anterior spinal veins. **urinogenital s., urogenital s.** 1. The canal or duct into which, in the embryo, the Wolffian ducts and bladder empty and which opens into the cloaca. 2. In comparative anatomy, the common receptacle of the genital and urinary ducts. **uterine s'es.** The veins of the uterus when in a state of dilatation due to enlargement of the organ, as in pregnancy. **utero-placental s'es.** Slanting venous channels which issue from the placenta at its uterine surface by piercing the decidua serotina, and serve to convey the maternal blood from the intervillous lacunae back into the uterine veins. **venous s.** A s. conveying venous blood. See also *meatus venosus, under meatus.* **vertebral s'es.** Veins within the bodies of the vertebrae. [Lat., *sinus*, hollow, fold.]

sinusitis (si-nus-i'tis). Inflammation of the living membrane of a sinus. [Lat., *sinus*, a curve, a bend, + Gr., *itis*, inflammation.]

siphon (si'fon). A bent tube by means of which a continuous flow of liquid can be maintained so long as the outlet of the

s. is below the level of the surface of the body of liquid from which the stream is drawn, although part of the s. rises above that surface. [Gr., *siphon*, tube.]

siphonage (si'fon-āj). The action of a siphon.

siphonal (si'fon-al). After the manner of a siphon.

siphonoma (si-fon-o'mah). A soft fibroid tumor composed of small parallel or crossed tubes; a cylindroma. [Gr., *siphon*, a tube, + *oma*, tumor.]

si'ro. An old term for an animal parasite.

si'rup. See *syrupus*.

si'tio-, si'to-. Combining form of Gr., *sition*, *sitos*, food, food made from grain, bread.

sitiology, sitology (sit-e-ol'o'je, sit-ol'o'je). Dietics. See *dietetics*. [Gr., *sition*, *sitos*, food, + *logos*, understanding.]

sitomania (sit-o-ma'ne-ah). 1. A morbid or insane aversion or refusal to partake of food. 2. A periodical mania in which there is bulimia. [Gr., *sition*, *sitos*, food, + *mania*, madness.]

sitophobia (sit-o-fo'be-ah). Dread of or repugnance to taking food (as in certain forms of insanity). [Gr., *sition*, *sitos*, food, + *phobos*, fear.]

sitotoxin (si-to-tok'sin). A ptomain present in grain which produces poisoning.

sitotoxism (si-to-toks'ism). Poisoning by vegetable food infected with molds or bacteria. [Gr., *sitos*, food, + *toxikon*, poison.]

si'tus inver'sus. Transplantation of the viscera, affecting one or several organs.

Sjöqvist's test for loosely combined acid in examination of stomach contents, see in *appendix*, page 904.

skatol (ska'tol). B-methylindol, $\text{CH}_3\text{C}_8\text{H}_7\text{N}$, found in the feces and also obtained as a product of putrefaction of proteins. The tryptophan group of the protein molecule is the source of the s. [Gr., *skor*, *skatos*, dung.]

skatophagy (ska-tof'aj-e). See *coprophagy*. [Gr., *skatophagein*, to eat excrement.]

skatoxyl (ska-toks'il). Syn.: *methyl indoxyl*. The radicle, $\text{CH}_3\text{C}_8\text{H}_7\text{N}$; an oxidation product of skatol, found in large amounts in the urine of patients affected with disease of the large intestine. s. **sulphuric acid**. See under *acid*.

skeletins (skel'et-ins). Nitrogenous substances which form the skeletal tissue of various classes of invertebrates.

skeletology (skel-et-ol'o'je). The anatomy, etc., of the skeleton. [Gr., *skeleton*, a skeleton, + *logos*, understanding.]

skeleton (skel'et on). The hard portion of the body designed for the support or protection of the soft parts. **axial s.** The vertebral column, skull, sternum, and ribs, in contradistinction to the appendicular parts. **branchial s.** The osseous or cartilaginous support of branchiae. **cartilaginous s.** The embryonic cartilaginous precursor of the entire s. except the vault of the cranium, the bones of the face, and the inner plate of the pterygoid process of the sphenoid bone. **cr-**

niovertebral s. That portion of the s. that includes the cranium and the vertebrae. [Gr., from *skellein*, to dry up.]

Skene's glands. Two tubules found, one on each side of the floor of the urethra of the human female, which extend from the meatus urinarius upward from three-eighths to three-quarters of an inch, and open upon the free surface of the mucous membrane of the urethra, within the labia of the meatus urinarius.

skiagram (ski'ag-ram). A Röntgen ray picture. [Gr., *skia*, shadow, + *gramma*, writing.]

skiagraph (ski-ag-raf). See *skiagram*.

skiascope (ski'as-köp). See *retinoscope*.

skiascopy (ski-as'ko-pe). 1. A method of determining the refraction by observing the movement of light and shadow across the pupillary area. See *keratotomy*. 2. Examination by means of the Röntgen rays. [Gr., *skia*, a shadow, + *skopein*, to examine.]

skin. The external covering of the body in man and in most of the lower animals. It consists of three layers: the epidermis, corium, and subcutaneous connective tissue. **bronzed s.** See *Addison's disease*. **elastic s.** Syn.: *cutis elastica*. A rare condition in which the skin, without other changes, possesses abnormal elasticity. The "India-rubber men" who exhibit themselves as freaks are examples of this condition. **fish s.** 1. See *ichthyosis*. 2. A form of malignant variola observed in Brazil and occasionally in Europe. **glossy s.** A cutaneous disease of neuropathic origin, usually affecting the extremities and more especially the fingers, the skin of which becomes smooth, glossy, and pinkish or reddish, with atrophy, alopecia, and loss of the natural lines or furrows. Sometimes the surface is fissured or excoriated. **goldbeaters' s.** A very thin and tenacious sheet prepared from the peritoneal coat of the cecum of the ox; laid between the sheets of gold in the process of gold beating, and occasionally used in surgery as a dressing. **goose s.** See *cutis anserina*, under *cutis*. **loose s.** See *dermatolysis*. **piebald s.** Any disease characterized by persistent spots of coloration or discoloration. **re-entering s.** A mucous membrane. **scale s.** See *ichthyosis*. **s. grafting**. The supplying of deficit in the skin by transplanting either bits of epidermis or large strips of the entire skin on a denuded surface. It is autodermic when the grafts are taken from the skin of the patient himself, heterodermic when the grafts are taken from the skin of other persons, and zoödermic when the grafts are taken from animals other than man. **s. reaction of von Pirquet**. See *Pirquet*. **true s.** See *corium* (1st def.). [Old Norse, *skinn*.]

skodaic (sko-da'ik). Investigated by or named from *J. Skoda*, a Vienna physician, 1805-1881.

Sko'da's sign. A tympanitic percussion note in the subclavicular region, shading insensibly into a flat note in the lower

- mammary and axillary regions; indicative of pleural effusion.
- skull.** See *cranium*. **natiform s.** A s. so deformed by the presence of osteophytes or otherwise as to give it a natiform appearance. [Swedish, *skull* or *skol*; a bowl.]
- slant.** A sloping surface of agar in a test-tube. **s. culture.** A culture of bacteria on the slanting surface of agar, blood serum, and other solid media.
- sleep.** The natural condition of restful unconsciousness into which the system falls normally with more or less regularity daily. **hypnotic s., magnetic s., mesmeric s.** S. produced by hypnotism. **s. drunkenness.** A nervous disorder in which acts of violence are committed when the patient is suddenly awakened from s. **s. walker.** A somnambulist. [Ang.-Sax., *slæp*.]
- sleep'ing.** Of a limb, see *obdormition*. **s. sickness.** Syn.: *trypanosomiasis*. An African disease due to infection with the *Trypanosoma gambiense*, transmitted by the tsetse fly.
- slide.** In microscopy, a slip of glass or other material upon which the object to be examined is mounted.
- sling.** 1. A bandage suspended in a loop from the neck or shoulder to support the hand and forearm. 2. See *ansa*. 3. A fillet. **s. of the lenticular nucleus.** A tract of nerve fibers which pass beneath the optic thalamus to enter the lenticular nucleus. [Ang.-Sax., *slingam*, *sling*.]
- slough (sluf).** See *eschar*.
- sloughing (sluf'ing).** Gangrenous, spreading by gangrene; as a n., the death and separation of a part.
- slum'ber.** Light sleep; sound sleep. [Old Eng., *slumberen*, *slomberein*, to grow sleepy.]
- smallpox.** An infectious, contagious, acute febrile disease chiefly characterized by a pustular exanthem upon the skin. **modified s.** See *varioloid*. **natural s.** S. occurring casually (not from intentional inoculation) in an unvaccinated person.
- smear cul'ture.** A culture made by smearing the bacteria over the surface of solid culture material in flat plates.
- Smee's battery.** A b. each cell of which contains two amalgamated zinc plates and, between them, a thin plate of silver having its surfaces covered with a deposit of rough platinum in powder, all being immersed in dilute sulphuric acid.
- smegma (smeg'mah).** 1. Soap, grease, an unguent. 2. The secretion of the sebaceous glands; sebum. **s. articulare.** See *synovia*. **s. bacillus.** See *bacillus*. **s. cutaneum.** Cutaneous sebum. **s. embryonum.** See *vernix caseosa*, under *vernix*. **s. preputiale, s. preputii.** A yellowish white, fatty matter, of a peculiar odor, which accumulates under the foreskin in the male and about the region of the clitoris and the labia minora in the female, being the secretion of the se-
- baceous glands of the parts. [Gr., *smegma*, soap, unguent.]
- smell.** Sense perception through the olfactory nerves. [Old Eng., *smel*, *smil*, *smul*, *sméal*, *smeol*.]
- smilacin (smi'las-in).** A glucosid, $C_{40}H_{70}O_{18}$, or $C_{16}H_{26}O_6$, or $C_{15}H_{26}O_6$, found in sarsaparilla root.
- smilacina (smi-las-se'nah).** Solomon's seal.
- Smi'lax.** Sarsaparilla; a genus of liliaceous plants. See *sarsaparilla* and its subheadings. **S. medica.** A species yielding in part, if not wholly, the Mexican sarsaparilla. **S. officinalis.** A plant indigenous to tropical South America and cultivated in Jamaica. It yields the sarsaparilla of the U. S. Ph. **S. ornata.** A source of sarsaparilla recognized by the U. S. Ph. A Central American sarsaparilla. **S. papyracea.** A species found from Guiana to Brazil, regarded as the source of Para sarsaparilla. It is recognized by the U. S. Ph. **S. perfoliata.** A species found in India and Cochin-China. The root is used like sarsaparilla. **S. pseudo-china.** A species indigenous to the United States and the West Indies. **S. sarsaparilla.** A name for various tuberous-rooted species, especially *S. pseudo-china*, *S. lanceolata*, and *S. Walteri*. The *S. sarsaparilla* of Linnaeus, formerly regarded as the source of the true medicinal sarsaparilla, is of doubtful origin, and is not now recognized as growing in the United States. The *S. sarsaparilla* of Pursh is *S. glauca*. **S. syphilitica.** A species growing on the Cassiquiare River, said to be a source of true sarsaparilla. [Gr., *smilax*, a poisonous plant, identified by some authorities with the yew.]
- Smith's pessary.** A hard rubber vaginal p. with a marked curve anteroposteriorly.
- Smith's reaction.** See *anaphylaxis*. **S's test for bile pigments.** The urine is carefully stratified with tincture of iodine. If bile pigments are present, a green ring is formed at the junction of the two liquids.
- Sn.** Chemical symbol for the element tin. [Lat., *stannum*.]
- snake'root.** A large number of substances have been variously called "snake-root," "snakeweed," or "rattlesnake root," etc., in allusion to their supposed usefulness in treating the bites of poisonous serpents. These misleading names have led to confusion and their use should be discouraged.
- snap-finger.** See *trigger finger*, under *finger*.
- snap-joint.** A joint employed in orthopedic apparatus that admits of flexion of the limb, but becomes fixed by a catch on extension.
- snare (snair).** An instrument for removing morbid growths by encircling them in a loop and tightening or drawing upon the loop. See *ecraseur*.
- sneezing (snēz'ing).** A sudden, almost explosive expiration, resembling coughing,

but, from closure of the anterior pillars of the fauces, aided by the soft palate, the blast of air is mostly driven through the nose. **ear s.** S. due to irritation of the sensory nerves of the external auditory canal or middle ear. [Ger., *niesen*, to sneeze.]

Snellen's test lines for astigmatism.

Lines arranged in the form of rays or spokes of a wheel. Their deviation from the vertical is expressed in degrees.

snoring. The sound produced, especially in sleep, by breathing through the nose and mouth at the same time. It is produced by a vibration or flapping of the velum pendulum palati between the two currents of air, the sound being intensified by vibrations in the columns of air. [Old Dutch, *snorren*, to grumble, mutter.]

snuffles. See *coryza* and *coryza siphilitica*.

sodamin (so-am'in). A trade name applied to sodium arsanilate ($C_6H_7NAsO_5Na$).

soap. A substance prepared by the action of a caustic alkali or a metallic salt on animal or vegetable fats and oils, and consisting essentially of a compound of a metal with one or more fatty acids or with acids of the oleic acid group. Of the U. S. Ph., a soap made with sodium hydroxid and olive oil. **ammonia s., ammoniacal s.** See *linimentum ammoniacae*, under *ammonia*. **camphorated tincture of s.** See *linimentum saponis*, under *sapo*. **Castile s.** S. made from olive oil. **green s.** See *soft s.* **hard s.** Soda soap; ordinary castile s. [Br. Ph.]. **s. bark.** See *Quillaia* (1st def.). **s. liniment.** See *linimentum saponis*, under *sapo*. **s'root, s'wort.** These terms are used for more than one plant containing an abundance of saponin. See *Quillaia* and *Saponaria*. **soft s.** A liquid s. made of potash and an oil, as linseed or olive oil. [Lat., *sapo*.]

soaps. The sodium or potassium salts of palmitic, stearic, or oleic acid. They are soluble in a small amount of water and the solution becomes turbid upon dilution. The aqueous solution has the property of forming an emulsion with fats or grease and so removing them from surfaces to be cleansed. The calcium and magnesium salts of the three fatty acids named are insoluble in water, consequently a precipitate is formed when the so-called hard waters (which contain calcium and magnesium salts) are treated with soap. By the addition of an excess of soap, the hardness can be removed. Soaps are found in the chyle, the blood, bile, and in the milk.

socaloin (sok-al'o-in). Aloin derived from socotrine aloes. See *aloin*.

socius (so'se-us). Associated; as a n., in the f., *socia* (*glandula* understood), an accessory gland. **socia parotidis.** See *accessory parotid gland*, under *gland.* **socia thymi cervicalis.** An accessory thymus gland found in the neck. [Lat., *socius*, companion.]

soda (so'dah). 1. Caustic s., sodium hydroxid; a hard, white or grayish, opaque

solid, of fibrous texture, melting just below a red heat, deliquescent in moist air, efflorescent in dry air, and very soluble in alcohol, less soluble in water. It is a strongly alkaline base, of very acrid and caustic taste. From its great affinity for water, it acts as a caustic, but is less diffusive in its action than caustic potash.

2. A name used by the laity for various salts of sodium (especially sodium carbonate or bicarbonate). The term is now usually restricted to the salts of sodium occurring native or used in commerce. When used without qualification, caustic s. is generally understood. List of poisons and their antidotes, see in *appendix*, page 938.

liquor sodae. A solution of sodium hydroxid [U. S. Ph., 1890]. **liquor sodae arseniatis.** See *liquor sodii arsenatis*, under *sodium* [Br. Ph., 1885]. **liquor sodae chloratae** [U. S. Ph., 1890], **liquor sodae chlorinatae.** See *Labarraque's solution*. **s. tartrate.** See *potassium and sodium tartrate*, under *potassium* [Br. Ph.]. **washing s.** Sodium carbonate.

sodamid (so'dam-id). A crystalline substance, NH_2Na , formed by the action of ammonia gas on metallic sodium.

so'dic. Containing or derived from sodium. [Lat., *sodicus*.]

sodium (so'de-um). A metallic element discovered in 1807 by Sir H. Davy, who prepared it by electrolysis of caustic soda. It is one of the alkali metals, of a silvery white color, waxy at ordinary temperature, melting at $95.6^\circ C.$, and volatilizing at a red heat. It readily oxidizes on exposure to moisture, decomposes water with evolution of heat, and unites with potassium to form an alloy. It forms soluble salts with all of the acids. Atomic weight, 23. Symbol, Na. Specific gravity, 0.972. **acid s. metantimonate.** A crystalline substance, $Na_2H_2Sb_2O_7 + 6H_2O$, distinguished as being the only salt of s. insoluble in cold water. Its formation is therefore used as a test for the presence of s. **casein s.** See *nutrose*. **liquor sodii arsenatis.** An aqueous solution containing 1 per cent. of sodium arsenate. It should not be confused with the liquor sodii arsenatis, Pearson's of the N. F., which contains about $\frac{1}{10}$ per cent. of crystallized or $\frac{1}{6}$ per cent. exsiccated sodium arsenate [U. S. Ph., Br. Ph.]. **liquor sodii ethylatis.** A 19 per cent. solution of s. ethylate in absolute alcohol; obtained by dissolving 1 part of metallic s. in 20 volumes of absolute alcohol [Br. Ph., 1898]. **liquor sodii hydroxid.** Liquor sodii of the U. S. Ph., 1890; it contains 5 per cent. of NaOH dissolved in water [U. S. Ph.]. **liquor sodii phosphatis compositus.** A liquid of which 100 c.c. contains 100 gms. of s. phosphate, 4 gms. of s. nitrate, and 13 gms. of citric acid with a little water. It was introduced into the pharmacopoeia as a substitute for a proprietary preparation [U. S. Ph.]. **liquor sodii silicatis.** Solution of s. silicate, liquid (or water) glass; a substance consisting essentially of a liq-

uid acid *s. silicate* ($\text{Na}_2\text{SiO}_3 + 2\text{SiO}_2$), prepared by heating together quartz sand, anhydrous *s. carbonate*, and charcoal, or by dissolving silicic acid in a concentrated solution of caustic soda. It is a clear, odorless, and colorless or yellowish syrup, having a decided alkaline taste and reaction. **mel boracis** [Br. Ph.], **mel sodii boracis**. A preparation made of borax, clarified honey, and glycerin [U. S. Ph.]. *s. acetate*. A substance, $\text{NaC}_2\text{H}_3\text{O}_2 + 3\text{H}_2\text{O}$, occurring as efflorescent, colorless, prismatic crystals, moderately soluble in water, and having a salty taste [U. S. Ph.]. *s. acetsulphanilid*. A substitute for antipyrin. *s. acid salicylsulphonate*, *s. acid sulphosalicylate*. Used in rheumatism instead of the salicylate. *s. ammonium and hydrogen phosphate*. Ammonium and *s. phosphate*. *s. arsanilate*. Syn.: *arsanin*, *atoxyl*, *soamin*, ($\text{C}_6\text{H}_7\text{NAsO}_2\text{Na}$), used in the treatment of trypanosomiasis and of syphilis and like arsenic trioxid. **sodii arsenas exsiccatu**s. *S. arsenate* deprived of its water of crystallization, and hence nearly twice as active as the crystalline salt [U. S. Ph.]. *s. arsenate*, *s. arseniate*. A compound of *s.* and arsenic. The *s. arsenates* include (1) *normal s. arsenate*, *trisodic arsenate*, a crystalline body, $\text{Na}_3\text{AsO}_4 + 12\text{H}_2\text{O}$; (2) *disodic arsenate*, the common *s. arsenate*, the *sodii arsenias* of the U. S. Ph. and Br. Ph., Na_2HAsO_4 , forming crystals which combine with various proportions of water of crystallization (the official salt containing 7 molecules); (3) *monosodic arsenate*, *s. dihydrogen arsenate*, NaH_2AsO_4 , forming large crystals readily soluble in water. *s. arsenotartrate*. Used as a substitute for potassium arsenite and arsenous acid. *s. aurochlorid*. Gold and *s. chlorid*; used in syphilis. *s. benzoate*. A compound, $\text{NaC}_7\text{H}_5\text{O}_2 + \text{H}_2\text{O}$, of *s.* and benzoic acid, soluble in water, and of a sweetish but astringent taste. The German salt is anhydrous. It has been used in cystitis, phthisis, and various infectious diseases. *s. benzosulphindium*. *S. benzoylsulphonate*; the *s. salt* of saccharin ($\text{C}_6\text{H}_4(\text{CO})\text{SO}_2\text{NNa} + 2\text{H}_2\text{O}$) which is much more soluble in water than saccharin. Its uses and actions are not essentially different from those of saccharin, it being intensely sweet and also antiseptic. It is put on the market under a variety of trade names. *s. bichlorate*. See *s. borate*. *s. bicarbonate*. Acid *s. carbonate*, NaHCO_3 , occurring as a very white powder or as a white crystalline mass, of no odor and a cool, slightly saline taste, soluble in alcohol and in from 12 to 14 parts of cold water [U. S. Ph., Br. Ph.]. *s. bisulphite*. A substance, NaHSO_3 , occurring as transparent prismatic or irregular crystals or as a coarse powder of disagreeable sulphurous taste [U. S. Ph.]. **sodii boras** [U. S. Ph.]. Syn.: *s. biborate*, *s. pyroborate*, *s. tetraborate*. Occurs in crystals or in a white powder; slightly alkaline; used as a detergent. *s. bo-*

rate. A compound of *s.* and boric acid. The borates of *s.* are the orthoborate, Na_2BO_3 , an unstable salt, the pyroborate (see *borax*), and the metaborate, $\text{NaBO}_2 + 4\text{H}_2\text{O}$, a crystalline body. The neutral borate is used as an antiseptic [U. S. Ph.]. *s. bromid*. A compound, NaBr of *s.* and bromin, occurring as whitish or colorless cubical or prismatic bitterish, salty crystals, readily soluble in water. When crystallizing in the prismatic form, the salt contains two molecules of water of crystallization. Used in medicine like potassium bromid [U. S. Ph., Br. Ph.]. *s. butyrate*. A substance, $\text{C}_4\text{H}_7\text{O}_2\text{Na}$, used as a hypnotic. *s. cacodylate*. $\text{As}(\text{CH}_3)_2\text{ONa}$; used in psoriasis. *s. cantharidate*. A compound of *s.* and cantharidic acid. It has been used subcutaneously in laryngeal tuberculous disease. *s. carbolate*. A white crystalline substance, $\text{C}_6\text{H}_5\text{NaO}$. **sodii carbonas exsiccatu**s. This preparation is made by drying the crystalline salt until it has lost about 63 per cent. of its weight [Br. Ph.]. *s. carbonate*. A substance, $\text{Na}_2\text{CO}_3 + 10\text{H}_2\text{O}$, occurring as colorless transparent crystals or a white crystalline powder of strong alkaline taste, easily soluble in water, insoluble in alcohol, and melting at about 35°C . in its water of crystallization [U. S. Ph.]. *s. carbonate monohydrate*. *S. carbonate* containing only one molecule of water of crystallization. It contains about twice as much Na_2CO_3 as the normal crystalline salt [U. S. Ph.]. *s. chlorate*. A compound, NaClO_3 , occurring as large tetrahedral crystals soluble in rather more than their own weight of water; readily explosive, especially when in contact with organic substances. It is but little used in medicine [U. S. Ph.]. *s. chloraurate*. See *gold and sodium chlorid*, under *gold*. *s. chlorid*. Common salt, table salt, purified cooking or sea salt, NaCl , occurring as cubical crystals of agreeable saline taste, melting at 776°C . *S. chlorid* is an important constituent of the animal organism and of many articles of food. In strong solution, it is antiseptic. In the form of the so-called "physiological salt solution," it is sometimes used as a restorative in collapse [U. S. Ph., Br. Ph.]. *s. cinnamate*. ($\text{NaC}_9\text{H}_7\text{O}_2$); it has been suggested for use by intravenous injection, with proper precautions, in the treatment of phthisis. *s. citrate*. A soluble granular powder quite soluble in water. It is diuretic in action [U. S. Ph.]. *s. citrophosphate*. "melachol." See *liquor sodii phosphatis compositus*. **sodii citrotratartras effervescentis**. A dry pulverulent mixture containing 17 parts of *s. bicarbonate*, 9 of tartaric acid, 6 of citric acid, and 5 of sugar. On the addition of water it decomposes with effervescence, producing a compound of *s. citrate* and *s. tartrate* [Br. Ph.]. *s. cresotate*. A white, microcrystalline bitter powder, slightly soluble in water; used in rheumatism and as an antipyretic and intestinal antiseptic. *s.*

resylate. An antiseptic. **s. diethylbarbiturate.** ($\text{Na}(\text{C}_8\text{H}_{11}\text{O}_3\text{N}_2)$; its actions are the same as those of veronal, but it is more soluble. **s. diiodosalicylate.** Analgetic, antipyretic, and antiseptic. **s. dithiosalicylate.** A compound of *s. salicylate* and sulphur. Two such compounds exist, distinguished as i and ii. Salt ii, a compound of 2 atoms of sulphur and 2 molecules of *s. salicylate*, is a grayish white, hygroscopic powder, very soluble in water. It has been recommended in rheumatism and as an antiseptic. **s. ethylate.** Syn.: *caustic soda*. $\text{CH}_3\text{CH}_2\text{ONa}$; used as a caustic. **s. ethylsulphate.** The compound $\text{NaC}_2\text{H}_5\text{SO}_4 + \text{H}_2\text{O}$, used as a purgative. **s. fluorid.** "Fluorol," an antiseptic. **s. glyceroborate.** An antiseptic obtained by heating together equal parts of glycerin and *s. borate*. **s. glycerophosphate.** Used like glycerophosphoric acid. **s. glycocholate.** $\text{C}_{26}\text{H}_{42}\text{NO}_6\text{Na}$, occurring in oxgall; used as a cholagogue. **s. guaiacalcarbonate.** Used like *s. salicylate*. **s. hydrate.** See *soda* (1st def.). **s. hydrobromate.** See *s. bromid.* **s. hydrocarbonate.** See *s. bicarbonate.* **s. hydrochlorate.** See *s. chlorid.* **s. hydroxid.** The soda of the U. S. Ph., 1890. **s. hypochlorite.** A compound, NaOCl , of *s.* and hypochlorous acid. It has not been isolated, but occurs in combination with *s. chlorid* in liquor sodae chloratae. **s. hypophosphite.** A substance, $\text{NaH}_2\text{PO}_2 + \text{H}_2\text{O}$, occurring as colorless tabular crystals or as an amorphous or crystalline powder of no odor and a sweetish saline [U. S. Ph.] taste, soluble in water or dilute alcohol. The salt of the Br. Ph. is nearly anhydrous. **s. ichthyosulphonate.** See *ichthyol.* **s. iodate.** A salt of *s.* and iodic acid. **s. iodid.** A compound of *s.* and iodine, NaI ; used like potassium iodid [U. S. Ph., Br. Ph.]. **s. lygosinate.** ($\text{Na}_2\text{C}_{17}\text{H}_{12}\text{O}_8 + 7\text{H}_2\text{O}$). Sternutatory; said to be an active germicide. Useful in uterine gonorrhoea. **s. nitrate.** A salt, NaNO_3 , of a salty bitterish taste; used in angina pectoris, epilepsy, and spasmodic asthma [U. S. Ph.]. **s. nitrite.** This salt is used as a vasodilator. It undergoes oxidation readily, being converted into *s. nitrate* [U. S. Ph., Br. Ph.]. **s. oxynaphtholate.** $\text{C}_{10}\text{H}_6(\text{OH})\text{COONa}$; antipyretic and antiseptic. **s. paracresotate.** $\text{C}_6\text{H}_5(\text{OH})(\text{CH}_3)\text{CO}_2\text{Na}$; used like salicylic acid. **s. perborate.** ($\text{NaBO}_3 + 4\text{H}_2\text{O}$); it should contain at least 9 per cent. of available oxygen. It is antiseptic and bactericidal; used as a dusting powder or, in a 2 per cent. solution, like the solution of hydrogen peroxid. **s. peroxid.** Contains at least 75 per cent. Na_2O_2 ; used in acne and as a paste, with liquid petrolatum, to remove comedones. **s. phenate.** See *s. carbolate.* **s. phenolsulphonate.** See *s. sulphocarbolate.* **sodii phosphas.** Ordinary phosphate of *s.*; disodic orthophosphate. See *s. phosphate* [U. S. Ph., Br. Ph.]. **sodii phosphas effervescens.** A granular salt contain-

ing sodium phosphate, sodium bicarbonate, and citric and tartaric acids [U. S. Ph., Br. Ph.]. **sodii phosphas exsiccatum.** *S. phosphate* deprived of its water of crystallization, whereby its weight is reduced by about three-fifths. Its uses are the same as those of the crystalline salt, but the dose is smaller, corresponding to the loss of water of crystallization [U. S. Ph.]. **s. phosphate.** A salt of *s.* and phosphoric acid. The orthophosphates include three different salts: (1) the normal orthophosphate, or *s. phosphocarbonate*, $\text{Na}_3\text{PO}_4 + 12\text{H}_2\text{O}$, forming thin prismatic crystals; (2) the disodium hydrogen orthophosphate, or ordinary *s. phosphate* [sodii phosphas, U. S. Ph., Br. Ph.], $\text{Na}_2\text{HPO}_4 + 12\text{H}_2\text{O}$, occurring as large, transparent, prismatic crystals, which readily effloresce and are moderately soluble in water; and (3) the dihydrogen *s. orthophosphate*, the acid *s. phosphate* of the Br. Ph., $\text{NaH}_2\text{PO}_4 + 4\text{H}_2\text{O}$, forming large, transparent crystals, very soluble in water and of an acid reaction. Used as a purgative. **s. pyrophosphate.** A salt of *s.* and pyrophosphoric acid. The pyrophosphates of *s.* are: (1) the normal pyrophosphate [sodii pyrophosphas, U. S. Ph.], $\text{Na}_2\text{P}_2\text{O}_7 + 10\text{H}_2\text{O}$, forming colorless prismatic crystals, moderately soluble in water, and having a cooling, salty taste; and (2) the acid pyrophosphate, dihydrogen *s. pyrophosphate*, $\text{Na}_2\text{H}_2\text{P}_2\text{O}_7$, an acid crystalline powder. **s. saccharin.** Soluble saccharin, crystalline, $\text{C}_7\text{H}_5\text{COSO}_2\text{N} + 2\text{H}_2\text{O}$; used in place of saccharin because of its greater solubility. **s. salicylate.** Normal *s. salicylate* [Lat., *sodii salicylas*, U. S. Ph., Br. Ph.] is a substance, $\text{Na}_2(\text{C}_7\text{H}_5\text{O}_3)_2 + \text{H}_2\text{O}$, occurring as colorless crystalline scales or as a white powder containing water of crystallization, of no odor but of a salty taste. It is used in rheumatism, migraine, etc., also as an intestinal disinfectant. Besides this and the basic *s. salicylate*, acid *s. salicylate* is known, a substance forming colorless, hard, transparent crystals which are decomposed, with evolution of salicylic acid, on contact with water. **s. santonate, s. santoninate.** A salt, $\text{NaC}_9\text{H}_{15}\text{O}_4$, usually combined with water of crystallization of no odor, but of somewhat salty and bitter taste [U. S. Ph., 1880]. **s. silicate.** A salt of *s.* and silicic acid. The silicates of *s.* are the metasilicate, Na_2SiO_3 , the trisilicate, $\text{Na}_3\text{Si}_3\text{O}_9$, and the tetrasilicate, $\text{Na}_4\text{Si}_4\text{O}_{16}$. The last-named is the ordinary *s. silicate*, or soluble glass, a transparent vitreous mass, which, dissolved in water, forms liquor sodii silicatis. **s. silicofluorid.** A pulverulent, odorless body, Na_2SiF_6 , moderately soluble in water. It is known as salufer, and is used as a surgical antiseptic. **s. soziodolate.** Soziodol *s.*, $\text{C}_6\text{H}_5\text{I}_2(\text{OH})\text{S}_2\text{O}_3\text{Na} + 2\text{H}_2\text{O}$; an antiseptic. **s. sucrate.** A translucent substance, $\text{C}_{12}\text{H}_{21}\text{NaO}_{11}$, of alkaline taste. **s. sulphanilate.** Used in coryza. **sodii sulphas effervescens.** A granular powder containing

sulphate and bicarbonate of s. with citric and tartaric acids [Br. Ph.]. **s. sulphate.** Syn.: *Glauber's salts*. The s. sulphates include: (1) the normal sulphate (sodii sulphas, U. S. Ph., Br. Ph.), Na_2SO_4 , which occurs in combination with either seven or ten molecules of water of crystallization, in the latter case constituting the official salt, and forming prismatic efflorescent crystals, used as a purgative; and (2) the acid sulphate, NaHSO_4 , occurring as large prismatic crystals which are either anhydrous or combine with two molecules of water of crystallization. **s. sulphichthyolate.** See *ichthyol.* **s. sulphite.** A salt of s. and sulphurous acid. The normal s. sulphite, Na_2SO_3 , combines with various proportions of water of crystallization. The salt official in the U. S. Ph. and Br. Ph. as sodii sulphis is used as an antiseptic. **s. sulphocarbonate.** A salt, $\text{NaC}_6\text{H}_5\text{SO}_4 \cdot 2\text{H}_2\text{O}$, in white or colorless prisms; antiseptic and antifermentative. **s. tartrate.** A salt of s. and tartaric acid. **s. taurocholate.** A substance, $\text{C}_{24}\text{H}_{40}\text{O}_6\text{Na}$, occurring in oxgall; used like oxgall. **s. tetraborate.** 1. A compound obtained by heating a mixture of equal parts of borax, boric acid, and water. Recommended as a substitute for boric acid as an antiseptic, from its being much more soluble. 2. A synonym for borax. **s. thiosulphate.** The compound, $\text{Na}_2\text{S}_2\text{O}_3 \cdot 5\text{H}_2\text{O}$, commonly called hypsulphite of s. or simply "hypo." It has a cooling, but somewhat bitter and somewhat sulphurlike taste, but no odor. Used as an antiseptic and in photography [U. S. Ph.]. **trochisci sodii bicarbonatis.** Lozenges containing 3 grs. of s. bicarbonate. They are used in place of Vichy pastilles [U. S. Ph.]. **trochisci sodii santalinatis.** Troches containing each one grain of s. santalinat [U. S. Ph., 1880].

sodomy (sod'o-me). Introduction of the penis through the anus in unnatural sexual relations. [Biblical narrative of Sodom.]

so'dor. A Swiss apparatus for the instantaneous impregnation of liquids with carbon dioxid, similar to the "sparklet" apparatus.

soft chancre (soft shan'ker). See *chancreoid*.

softening (sof'n-ing). A nutritional organic lesion characterized by a decrease in the natural cohesion of the tissues.

atrophic s. of the brain. See *white s. of the brain*.

brown s. of the stomach. An alteration due to post mortem digestion of the wall of the stomach, extending even to the peritoneum.

cerebral s. See *s. of the brain*.

hemorrhagic s. Hemorrhage into an organ with consequent ischemia and s. of the hemorrhagic area. According to the color changes taking place from chemical or bacterial changes, the softened area becomes red, gray, green, yellow, or white.

ischemic s. A temporary or permanent ischemia with necrosis and s. of the tissues affected. **red s. of the brain.**

Ischemic s. of the brain accompanied by hemorrhage and the deposit of hematoïdin crystals and blood in the surrounding tissue. **s. of the bones.** See *osteomalacia*.

s. of the brain. As used by the laity, any disease, especially general paresis of the insane, associated with progressive dementia. **s. of the stomach.** See *gastromalacia*.

white s. of the brain. Ischemic s. of the brain unaccompanied by hemorrhage, the tissues remaining pale.

soft solder (soft sod'er). An alloy fusing at a low temperature for uniting metals.

Soja (so'yah). A genus of the *Leguminosae*, now included in the genus *Glycine*.

S. hispida. A Japanese species. Bread made from the beans has been used for diabetics.

solanein (sol-an-e'in). An alkaloidal glucosid, ($\text{C}_{52}\text{H}_{83}\text{NO}_{19}$), found in numerous solanaceous plants. See also *solanin*.

solanidin (so-lan'id-in). A crystalline decomposition product of solanin and solanein ($\text{C}_{40}\text{H}_{61}\text{NO}_2$).

solanin (so'lan-in). A saponinlike alkaloidal glucosid, ($\text{C}_{42}\text{H}_{75}\text{NO}_{19}$), occurring in many species of *Solanum* and in potatoes under bad conditions of storage, e. g., bad cellars. It is poisonous and on decomposition yields solanidin, which is also poisonous, but less so than s.

Solanum (so-la'nium). The typical genus of solanaceous plants. They are herbs or shrubs, or rarely trees, most abundant in the tropics. They furnish many useful drugs and foods. **S. carolinense.** American horse-nettle; the juice of the berries and the root has been used in epilepsy. **S. dulcamara.** The young branches, the leaves, and the berries contain solanin and solanein, and dulcamarin. The root bark is narcotic, but is not used. The term deadly nightshade is sometimes erroneously applied to this species. **S. nigrum.** Garden nightshade. There are numerous varieties and closely related species. The leaves contain solanin, though authorities differ as to their poisonous character, and also as to that of the berries. They are diaphoretic, diuretic, and mildly purgative.

so'lar. Pertaining to the sun, proceeding from the sun, or caused by sun heat; resembling the sun in occupying a central position. **s. exhaustion.** See *insolation*.

s. heat. See under *heat*.

s. plexus. See under *plexus*. [Lat., *solaris*, from *sol*, the sun.]

solarium (so-la're-um). An apartment fully exposed to the sun. A sun parlor. [Lat., *sol*, the sun.]

sol'dier's heart. Cardiac hypertrophy (probable dilatation) due to carrying a heavy knapsack and to overexercise.

soleus (so-le'us). 1. The strongest muscle of the leg. See *table of muscles*, under *muscle*. 2. In solipeds, a muscle which arises from the superior external tuberosity of the tibia and is inserted into the tendon of the bifemoroacaleaneus, of which it is an auxillary. [Lat., *solea*, the sole.]

solferino (sol-fer-e'no). Rosanilin hydrochlorid.

Solidago (sol-id-a'go). Goldenrod; a genus of composite plants. **S. odora**, **S. odorata**. The sweet-scented goldenrod of the United States and Canada. The aromatic leaves, formerly official in the U. S. Ph., are carminative, hemostatic, stimulant, and diaphoretic (in warm infusion). They yield a volatile oil, which is used, dissolved in alcohol, in flatulence, as a corrigent, etc. **S. virga aurea**, **S. vulgaris**. Common goldenrod. The leaves and flowering tops were formerly used as a lithotropic.

solidism (sol'id-izm). Solidistic pathology; the theory that disease depends upon alterations of the body solids.

solid or cubic measure. See in *appendix*, page 942.

solum (so'le-um). See *tenia*.

solidol (sol'oyd). A brand name for certain tablets. **s. nizin**. Tablets of zinc sulphaniolate. Astringent and antiseptic.

Solomon's seal. See *Polygonatum*.

solution (sol-u'shun). 1. The act or process by which a substance, whether solid, liquid, or gaseous, becomes diffused throughout a liquid and incorporated with it in a state of molecular subdivision. 2. The state or condition of being thus incorporated with a liquid. 3. The resulting product, consisting of the liquid with the substance so incorporated. 4. The act of separating. 5. Of the U. S. Ph., an aqueous s. of a non-volatile substance. See also *aqua* and *spiritus*. **alcoholic s.** A s. in which alcohol is employed as the solvent. **aqueous s.** A s. in which water is employed as the solvent. **Boulton's s.** See *Boulton*. **Burnett's s.** See *Burnett*. **Burrow's s.** See *Burrow*. **Campani's s.** See *Campani*. **centinormal s.** A volumetric s. of one hundredth of the strength of a normal s. **decinormal s.** A volumetric s. of one tenth of the strength of a normal s. **Dobell's s.** See *Dobell*. **Donovan's s.** See *Donovan*. **Farrant's s.** See *Farrant*. **Fehling's s.** See *Fehling*. **Fowler's s.** See *liquor potassii arsenitis*, under *potassium*. **gram-molecular s.** A s. containing to the liter as many grams of the substance dissolved as corresponds to the molecular weight. **Hall's s.** See *Hall*. **Labarraque's s.** See *Labarraque*. **Locke's s.** See *Locke*. **Lugol's s.** See *Lugol*. **Magendie's s.** See *Magendie*. **Monse's s.** See *liquor ferri subsulphatis*, under *ferrum*. **normal saline s.** A s. used as an intravenous injection in hemorrhage, etc., and in physiological experimentation, consisting of 7 to 9 gms. of sodium chlorid dissolved in a liter of water. **normal s.** A volumetric s. containing in each liter an amount of the reagent sufficient to exactly replace or combine with 1 gram of hydrogen; i. e., containing in each liter a number of grams of the reagent equal to the molecular weight of the latter divided by the number of hydrogen atoms which it can replace or combine with. **Pavy's s.**

See *Pavy*. **Pearson's s.** See *Pearson*. **Ringer's s.** See *Ringer*. **s. of continuity**. Disruption or separation in a structure that is normally continuous. **standard s.** See *volumetric s.* **standardized s.** A s. of standardized strength. **Stokes' s.** See *Stokes*. **supersaturated s.** A s. made in the presence of heat, containing a greater amount of the solid than possible at ordinary temperatures. **test s.** A s. used for detecting the presence or the amount of certain constituents in a substance undergoing analysis. **Thompson's s.** See *Thompson*. **Villati's s.** See *mistura adstringens et escharotica*, under *mistura*. **Vlemingx's s.** See *Vlemingx*. **volumetric s's.** S's containing known quantities of certain chemical constituents, and of such properties that given amounts of them are capable of producing definite chemical changes in certain substances. [Lat., *solutio*.]

solutol (sol'u-tol). A disinfectant said to be especially effective in the preservation of corpses; an alkaline solution of sodium cresylate in an excess of cresol.

sol'vent. A liquid in which a substance is or can be dissolved. [Lat., *solvens*.]

sol'veol (sol've-ol). A solution of sodium cresotate in an excess of cresol; an antiseptic of the creolin class.

sol'vein. Syn.: *polysove*. Any one of a series of thick syrupy liquids of a yellow or brown color, obtained from various fixed oils, especially from castor oil, olive oil, and rapeseed oil, by the action of concentrated sulphuric acid. They dissolve very many substances which are insoluble in water, but they decompose above 110° C. Their extended medicinal use has been shown to be highly objectionable.

solvosal (sol'vo-sal). Salophosphoric acid. **somacule** (so'mak-ül). Of M. Foster, the physiological unit of protoplasm.

somatic (so-mat'ik). Pertaining to the body at large. [Gr., *somatikos*, from *soma*, the body.]

somat'o-. Combining form of Gr., *soma*, body.

somatodidymus (som'at-o-did'im-us). A double monster the individuals of which are united at the trunk. [Gr., *soma*, the body, + *didymos*, twin.]

somatogenic (so-mat-o-jen'ik). Originating in the cells and tissues of the body. [Gr., *soma*, body, + *gennan*, to produce.]

somatology (so-mat-ol'o-je). The anatomy, physiology, etc., of organisms, especially of the human body. [Gr., *soma*, the body, + *logos*, understanding.]

somatome (so'mat-öm). A segment of the trunk of the embryo; a somite. [Gr., *soma*, the body, + *tome*, a cutting.]

somatopagus (som-at-op'ag-us). A double monster having two trunks. [Gr., *soma*, the body, + *pagos*, that which is fixed.]

somatoplasm (so'mat-o-plazm). The protoplasm constituting or giving rise to the body cells in general, as distinguished from the protoplasm (germplasm) of the reproductive cells. The s. has a limited

- existence, becoming senescent and finally dying, while germplasm under proper conditions is immortal. [Gr., *soma*, the body, + *plassein*, to mold.]
- somatopleure** (so-mat-o-pleur). 1. Of Foster and Balfour, the outer wall of the pleuropertitoneal space in the embryo. 2. See *parietal mesoblast*, under *mesoblast*. [Gr., *soma*, the body, + *pleura*, the side.]
- somatose** (so'mat-ös). A proprietary food-powder, made up from beef derivatives.
- somatotridymus** (som-at-o-trid'im-us). A monster having three bodies. [Gr., *soma*, the body, + *tridymos*, three-fold.]
- somesthetic** (so-mes-thet'ik). Relating to the bodily sensations. [Gr., *soma*, body, + *aisthesis*, sensation.]
- somite** (so'mit). 1. Any one of the individual embryonic segments out of which a particular segment of the body is subsequently developed. 2. A single segment in the body of an articulate animal.
- mesoblastic s's, protovertebral s's.** A row of s's formed on each side of the dorsal ridges of the embryo by the transverse cleavage of the protovertebral column of the mesoblast, and ultimately developed into the spinal ganglia, permanent vertebrae, and muscular and dermal plates. They were formerly called *primordial vertebrae* and *protovertebrae*.
- vertebral s's.** The rudimentary vertebrae. [Gr., *soma*, the body.]
- som'nal.** A bitter substance, $C_7H_{12}Cl_3O_3N$, essentially a mixture of urethan and chloral hydrate with a little alcohol. It is a hypnotic, producing a quiet and natural sleep. It is also a powerful diuretic and accelerates the heart action.
- somnambulism** (som-nam'bu-lism). A condition in which an individual, while apparently sleeping, automatically performs acts that seem to involve the exercise of consciousness and volition, especially that of walking about. [Lat., *somnus*, sleep, + *ambulare*, to walk.]
- somnambulist** (som-nam'bu-list). One who walks in his sleep.
- somnifacient** (som-ne-fa'shent). See *hypnotic* (2d def.). [Lat., *somnus*, sleep, + *facere*, to make.]
- somniferin** (som-nif'er-in). 1. Of Trehut, an alkaloid obtained from *Withania somnifera*. 2. Of Bombelon, an ether of morphin, forming clear vitreous crystals.
- som'no-**. Combining form of Lat., *somnus*, sleep.
- somnoform** (som'no-form). A mixture of ethyl chlorid, ethyl bromid, and methyl bromid, used as an anesthetic, particularly in dental practice.
- som'nos.** A proprietary hypnotic and sedative liquid containing hydrated chloral.
- som'nus.** Sleep. [Lat.]
- Sonnenschein's reagent.** A preparation made by precipitating ammonium molybdate dissolved in nitric acid by means of phosphoric acid, washing with water, boiling with nitrohydrochloric acid, evaporating, and dissolving in 10-per cent. nitric acid.
- sonometer** (so-nom'et-er). An instrument for determining the acuity of hearing by measuring the amount of sound required to produce an auditory impression. [Lat., *sonus*, sound, + *metron*, a measure.]
- so'nus.** See *sound* (1st def.). [Lat.]
- sophistication** (so-fis-tik-a'shun). Adulteration. [Gr., *sophistikos*, deceitful.]
- sophol** (so'fol). A compound of silver and methylene-nucleic acid, the silver being in the "masked" form. It is germicidal; used in the treatment of ophthalmia neonatorum.
- sophomania** (so-foma'ne-ah). Megalomania in which the patient vaunts his superior wisdom. [Gr., *sophos*, wise, + *mania*, madness.]
- Sophora** (sof-o'rah). A genus of leguminous plants. **S. sericea.** A species found in Colorado and Mexico, regarded as one of the loco plants. Its seeds contain, according to Parsons, a liquid alkaloid, probably identical with cytisin. **S. speciosa.** A shrub of Texas and New Mexico. The poisonous seeds contain cytisin.
- sophorin** (sof'or-in). A name applied to cytisin.
- soporific** (so-por-if'ik). Producing sleep. [Lat., *sopor*, coma, + *facere*, to make.]
- sorbefacient** (sor-be-fa'shent). Producing or promoting absorption. [Lat., *sorbere*, to suck in, + *facere*, to do, to make.]
- sor'bin, sor'binose, sor'bose.** A simple carbohydrate, $C_6H_{12}O_6$; one of the ketohexoses, formed from sorbite by the action of *Bacterium xylinum*. Also found in the juice of the berry of the mountain ash.
- sor'bite.** A hexahydric alcohol, $CH_2OH-(CHOH)_4CH_2OH$. Formed from certain hexoses by reduction.
- sordes** (sor'déz). Dirt, filth; especially the foul matter which collects on the teeth and lips in certain fevers. [Lat., *sordes*, from *sordere*, to be dirty or foul.]
- sore.** An ulcer or any painful or tender lesion on the surface of the body. **bed s.** Gangrene of the skin or of deeper tissues, due to prolonged pressure. **cold s.** See *herpes facialis*, under *herpes*. **hard s., infecting s.** See *syphilitic chancre*, under *chancre*. **Kandahar s.** See under *Kandahar*. **Lahore s., Moul-tan s.** See *Oriental sore*. **Natal s.** See *veld s.* **Oriental s.** Of Tilbury Fox, any one of the diseases occurring in the East which have the general characters of Aleppo and Delhi boil, Biskra button, etc. **soft venereal s.** See *chancroid*. **veld s.** A form of s. observed in southern Africa. It begins as a minute vesicle, which soon bursts and is succeeded by spreading vesication and ulceration with an erythematous border, often accompanied by lymphangitis and fever; attributed by A. Ogston to *Micrococcus campaneus*. [Old Eng., *sore*, *sare*, *sor*, *sar*.]
- sore mouth.** See *stomatitis*. **nursing s. m.** See *stomatitis materna*, under *stomatitis*.

sororiation (so-ro-re-a'shun). Puberal increase in the size of the breasts. [Lat., *sororiare*, to increase together, from *soror*, sister.]

so-sibious (so-sib'e-us). Used or fitted for preserving life. [Gr., *sozein*, to save, + *bios*, life.]

so'son. A certain nutrient preparation of meat.

souffle (soof'fl). A low blowing sound; a murmur. **bronchial s.** See *bronchial respiration*, under *respiration*. **funicular s.** A blowing sound, synchronous with the fetal heart systole, sometimes heard on auscultation of the abdomen of a pregnant woman. **placental s.** Syn.: *placental bruit*. See *uterine s.* **uterine s.** A blowing sound like that heard over an aneurism, recognized, on auscultating the uterus in advanced pregnancy, as synchronous with the mother's pulse. [Fr., *souffle*, a puff.]

sound (sownd). 1. The sensation produced on the auditory nerve filaments, an instrument, etc., by the vibrations of the air or some other sonorous body. 2. Healthy, not diseased. **blowing s.** An organic murmur likened to the s. of air expelled with moderate force through an aperture. **bottle s.** See *amphoric murmur*, under *murmur*. **bronchial s.** See *bronchial respiration*, under *respiration*. **cardiac s's.** See *heart s's.* **cracked pot s.** A variety of tympanitic resonance heard over pulmonary cavities, etc. **fetal heart s's.** The s's made by the beating of the fetal heart, as heard on auscultation of the mother's abdomen; the most trustworthy sign of pregnancy as well as of the fact that the child is alive. **friction s.** The s. produced by rubbing together two inflamed mucous surfaces. **heart s's.** The two s's, one dull and prolonged, the other short and sharp, heard over the cardiac region. The s's emitted have been compared to the pronunciation of the syllables *lub* and *dub*, with a short pause after the latter s. **hollow s.** Of Alison, an amphoric percussion s. **muscle s.** Syn.: *myophonia*. The s. heard by auscultation over a muscle that is contracted and kept in a state of tension. **pulmonary s.** See *vesicular murmur* and *respiratory murmurs*, under *murmur*. **to-and-fro s.** The rasping friction s. of pericarditis. See *to-and-fro murmur*, under *murmur*. **tubular s.** See *tracheal respiration*, under *respiration*. 3. Any elongated instrument, usually metallic, by which cavities of the body are explored. [Old Eng., *sound*, *sond*; Fr., *sonde*.]

Soyimida (soy'mid-ah). A genus of the *Meliaceae*. **S. febrifuga**. East Indian mahogany. The bark, rohun bark, is used as a tonic and antiperiodic. In very large doses it is said to cause vertigo.

so'zal. Aluminum paraphenylsulphonate; an astringent antiseptic of a slight carbolic acid odor.

soziodol (so-zi'o-dol). See *sozoidol*.

sozodont (so'zo-dont). A proprietary

liquid dentifrice said to consist mainly of Venetian soap and dilute alcohol.

soziodol (so-zo-i'o-dol). Diiodoparaphenol sulphonic acid, $C_6H_4I_2.SO_3H(OH)$, non-poisonous, and not decomposed by light, though containing over 50 per cent. of iodine. It has been used externally as an antiseptic, disinfectant, and antiparasitic, in burns, and in various cutaneous nasal and pharyngeal affections, and internally in diabetes.

space. Continuous extension in the three dimensions of length, breadth, and thickness; in a popular restricted sense, room, empty or vacant s. **air s.** Syn.: *air chamber*. 1. Space in cubic feet necessary for each person in a hospital, jail, etc. 2. An accumulation of air at the rounded end of an egg, between the middle and internal fibrous envelopes, which penetrates through the shell to replace a certain amount of the watery material of the egg lost by evaporation. **anterior mediastinal s.** A s. directed obliquely from above downward and to the left of the median line. **anterior perforated s.** A triangular s. on the lower surface of each cerebral hemisphere, bounded anteriorly by the three roots of the olfactory nerve, posteriorly by the optic tract, and externally by the beginning of the sylvian fissure. **arachnoid s.** See *subarachnoid lymph s.* and *subdural s.* **circumvascular lymph s's.** Tubes surrounding blood vessels and communicating with true lymphatic vessels. **circumvascular s.** See *cell s.*, under *cell*. **haversian s's.** Irregular spaces found especially in growing bones. They have jagged outlines, and appear to be the result of the absorption of compact bone. Such a s. may become filled by the development of haversian systems within it. **interarytenoid s.** The s. between the arytenoid cartilages behind the processus vocales. **intercellular s's.** Minute s's between the intercellular apophyses of prickle cells. They are crossed by the intercellular bridges. **intercostal s's.** S's between adjacent ribs. **intermesoblastic s's.** Cavities, one on each side, included between the parietal and the visceral laminae of the lateral mesoblastic plates of the embryo. **intermetatarsal s's.** S's between the metatarsal bones. **interpeduncular s.** Syn.: *cisterna chiasmatica*. A diamond-shaped cavity at the base of the brain, bounded anteriorly by the optic tracts and posteriorly by the crura cerebri. It contains the tuber cinereum, infundibulum, pituitary body, and corpora albicantia. **lateral perforated s.** A lamina of white substance perforated with numerous apertures, seen at the bottom of the fissure of Sylvius. **lymph s.** A cleft or s. in the tissues or in lymphatic glands containing or giving passage to lymph. See *lymph sinuses*, under *sinus*. **mediastinal s.** The cavum mediastinum (see under *mediastinum*). **pelvirectal s.** See *ischirectal fossa*, under *fossa*. **perforated s.** See *anterior perforated s.*, *lateral*

perforated s., and posterior perforated s. **perichoroidal s.** A lymph s. between the choroid and the sclerotic. **perivascular s.** See *circumvascular lymph s.s.* **placental blood s's.** See *intervillous lacunae*, under *lacuna*. **pleuroperitoneal s's.** See *intermesoblastic s's.* **popliteal s.** A s. on the posterior surface of the knee bounded by the hamstring tendons and the heads of the gastrocnemius. **posterior mediastinal s.** An irregular triangular s., running parallel with the vertebral column. **posterior perforated s.** A small mass of gray matter near the center of the lower surface of the brain. It is a portion of the floor of the third ventricle, and is pierced by numerous small vessels which supply the optic thalami. **posterior triangular s.** A s. bounded by the posterior border of the sternocleidomastoideus, the upper border of the clavicle, and the anterior border of the trapezius and occiput. **prevesical s.** The s. between the transversalis fascia and the posterior surfaces of the recti abdominis below the semicircular line of Douglas. **retroperitoneal s.** The s. posterior to the peritoneum and in front of the spinal column and the muscles of the lumbar region. **semilunar s.** See *Traube's s.*, under *Traube's s's of Fontana*. Cavities between the processes of the ligamentum pectinatum iridis communicating with the anterior chamber of the eye. **s's of His.** See *circumvascular s's.* **s. of Tenon.** A lymph s. between the fascia of Tenon and the sclerotic. **subarachnoid lymph s.** The interval between the arachnoid and the pia. That of the spinal cord and the brain are continuous and communicate with the ventricles of the brain by the foramen of Monro, the circumvascular s's of the brain, and the perineurium. **subdural s.** The s. between the dura and the arachnoid. **subvaginal s.** A lymph s. within the sheath of the optic nerve. **Traube's semilunar s.** See *Traube's uterorectal s.* The pouch of Douglas. **uterovesical s.** The vesico-uterine fossa. **visual s.** The s. contained within the visual field. **yolk s.** The s. left between the vitellus and the zona pellucida by a retraction of the vitellus at that point. Into this s. are expelled the extrusion globules. [Lat., *spatium*.]

spagiric (spaj-ir'ik). An old alchemistic system of medicine. [*Spa*, to tear open, + *ageirein*, to collect.]

Spanish fly. See *Cantharis*.

Spanish juice. Liqueur extract made in Catalonia.

spar. Any lustrous, lamellar mineral having distinct cleavage.

sparadrap (spar'ad-rap). *Obs.* A plaster, especially one used for uniting wounds. **s. vesicans.** A plaster made by melting cantharides cereate and spreading it upon oiled silk. [Lat., *sparadrapum*.]

Sparga-num. Syn.: *Bothriocephalus* and *Sigula*. A collective group of larval stages of the *Dibothriocephalidae* of the

Cestoidea. The species are *S. bacteri*, *S. Mansoni* and *S. prolifer*. Another name for *Bothriocephalus Mansoni*.

spark'lets. Steel capsules containing compressed carbonic acid. One is placed in the neck of a bottle made for the purpose and punctured by turning a screw in the closed cap; any liquid contained in the bottle is at once rendered effervescent.

spartein (spar'te-in). A volatile liquid alkaloid (C₁₅H₂₀N₂) obtained from broom. It is sometimes erroneously classed with the digitalis bodies, but its action resembles that of conin; it causes death through asphyxia due to paralysis of the phrenic endings. **s. sulphate.** A crystalline salt, (C₁₅H₂₀N₂)H₂SO₄ + 5H₂O, of s. It is of little or no therapeutic value [U. S. Ph.]. [Lat., *sparteina*.]

Spartium (spar'te-um). 1. *S. junceum*. 2. A genus of the *Leguminosae* including species referred to a section of the genus *Cytisus*. 3. A genus of the *Leguminosae* consisting of a single species referred by Baillon to the genus *Genista*. **S. junceum.** Rush broom. All parts, especially the seeds (which are recommended in dropsy), are tonic, diuretic, emetic, and purgative. **S. scoparium.** Common broom. See *Scoparius*. [Gr., *spartion*.]

spasm. 1. An involuntary and abnormal, usually painful, contraction of one or more muscles or groups of muscular fibers. 2. A convulsion. **Bell's s.** Convulsive tic of the face. **bronchial s.** See *asthma*. **choreiform s.** Spasmodic movements simulating chorea. **clonic s.** A s. in which the muscles or muscular fibers contract and relax alternately in very quick succession. **habit s.** A preferable term for what is called habit chorea. **intention s.** Persistent s. on attempting any muscular movement. **s. of accommodation.** S. of the ciliary muscles. **s. of the eyelids.** See *blepharospasm*. **s. of the glottis.** A spasmodic adduction of the vocal bands, producing a narrowing of the glottis during inspiration. **tonic s.** A s. in which the muscles or muscular fibers contract and remain contracted for a comparatively long time. [Gr., *spasmos*.]

spasmodic (spas-mod'ik). Pertaining to or of the nature of a spasm; convulsive. [Gr., *spasmos*, a spasm, + *eidōs*, resemblance.]

spasmophilia (spas-mo-fil'e-ah). Nervous overexcitability with a tendency to convulsions. [Gr., *spasmos*, a spasm, + *philein*, to love.]

spasmodin (spa'z-mo-tin). An impure substance, probably mainly ergotoxin, obtained from ergot.

spasmodotoxin (spas-mo-to'k'sin). A poisonous alkaloid of uncertain composition, found by Brieger in cultures made to isolate the toxic principle of tetanus. [Gr., *spasmos*, a convulsion, + *toxikon*, poison.]

spas'tic. 1. Spasmodic. 2. Dependent on spasm.

spatium (spa'she-um). See *space*. **s. in-**

teraponeuroticum suprasternale. A space above the sternum between the sternocleidomastoids and between the superficial and the deep layers of the deep cervical fascia. **s. interarytenoideum.** A space in the ventricle of the larynx between the inner surfaces of the bases of the arytenoid cartilages. **s. intercostale.** See *intercostal spaces*, under *space*.

spatula (spat'u-lah). A blunt-edged knife-like implement having a thin blade rounded at the distal end and of equal thickness throughout; used in mixing ointments, spreading plasters, etc. [Lat., dim. of *spatha*, a blade.]

spav'in. A disease of the hock joint of the horse.

spay. To remove the ovaries.

spear'mint. See *spiritus menthae viridis*, under *mentha*.

specialism (spesh'al-izm). Devotion to a special branch or division of a general subject or pursuit. In medicine the study and treatment of a particular group of diseases, as diseases of the throat, of the nervous system, etc.

specialist (spesh'al-ist). One who occupies himself mainly with some particular department (e. g., of scientific investigation or of medical practice). [Lat., *specialis*, particular.]

species (spe'shês). In classification, a group of individuals assumed, on account of their close similarity, to have emanated from the same stock, while specifically distinct from other groups of the same genus. 2. A mixture consisting chiefly of vegetable substances dried and pulverized; used in the preparation of infusions, decoctions, etc., a number of which have been introduced into the N. F. from the Ger. Phar. **s. emollientis.** The emollient cataplasm of the Ger. Phar.; a mixture of vegetable drugs having demulcent properties [N. F.]. **s. laxantes.** St. Germain tea of the Ger. Ph.; it consists of senna, elder flowers, fennel, anise, and potassium bitartrate [N. F.]. **s. pectorales.** Breast tea of the Ger. Ph.; it consists of althea, colts-foot leaves, glycyrrhiza, anise, mullein, and orris [N. F.]. [Lat., *species*, a particular sort.]

specific (spe-sif'ik). 1. Of a distinct or particular kind, having certain determinate characteristics. 2. Pertaining to a species. 3. Peculiar to a certain substance, e. g., s. gravity, s. heat. 4. Of medicines, exerting a special curative effect. 5. A euphemistic term for *syphilis*. **s. gravity.** One of the constants of chemical compounds. It represents the weight of a given compound in terms of the weight of an equal volume of water at the maximum density of water (4°). When a substance is dissolved in water or any other solvent, the s. g. of the solution is changed according to the concentration. On the other hand, we can easily and rapidly determine the amount of a solid in a given solution from its s. g. by the uses of the hydrometer. **s. heat.** See under *heat*. **s. nerve**

energy. The theory or doctrine that each sensory nerve, however stimulated, gives only one quality of sensation. [Lat., *specificus*, from *species*, sort, kind.]

specificity (spes-if-is'it-e). A direct relation of cause and effect between the substances such as the toxin-antitoxin relation, the latter only being produced by the former, or a special disease being produced by a certain organism.

specimen (spes'im-en). Anything shown as an example or for purposes of illustration or demonstration.

spectacles (spek'tak-lz). Glasses or lenses to assist or improve sight. **bifocal s.** **pantoscopic s.** Lenses having different foci in their upper and lower parts; first employed by Franklin. **prismatic s.** S. having prisms with bases so arranged that overstrain of an ocular muscle is relieved. **snow s.** A kind of s. used in high latitudes, as a protector against the glare of the snow. [Lat., *spectaculum*, a show.]

spec'tro- Combining form of Lat., *spectrum*, appearance, image, form, spectrum.

spectrocolorimeter (spek'tro-kol-or-im'-et-er). Of Vierordt, an ophthalmospectroscope that isolates a single spectral color; used in detecting color blindness.

spectrology (spek-trol'o-je). The science of spectrum analysis. [Lat., *spectrum*, an image, + Gr., *logos*, understanding.]

spectrometer (spek-trom'et-er). A spectroscopy having a graduated circle and vernier for determining the deflection of the telescope when directed upon different parts of the spectrum. [Lat., *spectrum*, image, + Gr., *metron*, a measure.]

spectrophotometer (spek'tro-fo-tom'et-er). A spectroscopy for determining the amount of given coloring matter, such as hemoglobin, by measuring the intensity of the light absorption. [Lat., *spectrum*, an image, + Gr., *phos*, light, + *metron*, a measure.]

spectroscope (spek'tro-sköp). An instrument used for forming and examining spectra. [Lat., *spectrum*, an image, + Gr., *skopein*, to examine.]

spectroscopic (spek-tro-skop'ik). Pertaining to, or obtained by the use of the spectroscopy. **s. tests.** Tests made by the use of the spectroscopy; especially useful in the examination of blood and bile pigments.

spectrum (spek'trum). 1. A band consisting of a definite succession of colors into which a beam of white light is decomposed when it is passed through a prism or a diffraction grating. 2. Of any specific substance, its absorption **s. absorption s.** A s. crossed with dark bands produced by the specific absorptive action of gases, liquids, or solutions of solids or translucent or transparent colored solids, such as monazite, on a beam of white light made to pass through them before falling upon the prism or other refracting medium. The position of the bands, which are called absorption bands, is constant for the same substance, but the breadth and definition of the

- bands depend to some extent on the degree of concentration of the absorbing medium. **continuous s.** A s. uninterrupted by dark or bright lines crossing it. **diffraction s., grating s.** A s. produced by passing light through a grating. **solar s.** The s. afforded by the refraction of a beam of sunlight. The s. is crossed by numerous dark lines, called *Fraunhofer's lines*, which is an absorption band due to substances in the atmosphere of the sun and of the earth. [Lat., *specere*, to look at.]
- speculum** (spek'u-lum). An instrument by means of which internal parts of the body may be observed or examined. **bivalve s.** A s. having two hinged blades that may be separated after its introduction. **cervical s.** See *uterine s.* **ear s.** Syn.: *otoscope*. A conical tube for introduction at its smaller end into the external auditory meatus. **fenestrated s.** A metal, glass, porcelain, or vulcanite cylinder having varying diameters, and a fenestra cut along a portion of one side of the cylinder so as to expose the membrane. **Fergusson's s.** See *Fergusson*. **Graves's s.** See *Graves*. **larynx s.** See *laryngoscope*. **rectal s.** A s. that may be introduced through the anus and permit examination of the rectum. **Sims' s.** See *Sims*. **trivalve s.** A s. having three blades. **uterine s.** A tube about 2 in. long and $\frac{1}{2}$ in. in diameter introduced through the cervical canal by means of an obturator. Used for inspecting the interior of the uterus and packing it with gauze. **vaginal s.** A s. for introduction into and inspection of the vagina. [Lat., *speculum*, a mirror, from *specere*, to look at.]
- spedalskhed** (sped-alsk'hed). Leprosy. [Nor.]
- sperm.** See *semen*; the male gamete or spermatozoid, s. **morula.** See *spermosphere*. s. **nucleus.** See *Spermatic nucleus*, under *nucleus*. [Gr., *sperma*, from *speirein*, to sow.]
- spermaceti** (sper-mas-et'e). In the skull of the white whale, there is a cavity filled with an oil which partially solidifies upon death. The solid portion is known as spermaceti; the liquid portion as spermaceti oil. S. consists chiefly of the ethylester of palmitic acid. The s. oil is a mixture of the glycerin esters of valeric, phytostolic, and the higher fatty acids. [Lat., *sperma ceti, cetaceum*; from Gr., *sperma*, seed, + *ketos*, whale.]
- spermacrasia** (sper-mak-ra'zhe-ah). Poverty of spermatozoa in the semen. [Gr., *sperma*, seed, + *akrasia*, want of.]
- spermatic** (sper-mat'ik). Pertaining to semen or sperm.
- spermatin** (sper'mat-in). A peculiar animal matter contained in the semen, said to be related to alkali albumin. See *spermin*.
- spermatism** (sper'mat-izm). The theory that the fetus is a direct product of the spermatozoid. See also *animalculism*.
- spermatismus** (sper-mat-is'mus). The emission of semen.
- sper'mato-**. Combining form of Gr., *sperma*, from *speirein*, to sow seed.
- spermatoblasts** (sper'mat-o-blasts). The separate cells or multinucleated cells arising from a proliferation of the nuclei of the seminal cells. From the nuclei of these s. arise the heads of the spermatozooids, while the middle piece, the tail, and the delicate layer of protoplasm around the head are derived from the protoplasm of the cell body of the s. [Gr., *sperma*, from *speirein*, to sow seed, + *blastos*, sprout.]
- spermatocystitis** (sper'mat-o-sis-ti'tis). Inflammation of a seminal vesicle. [Gr., *sperma*, seed, + *kystis*, bladder, + *itis*, inflammation.]
- spermatocyte** (sper'mat-o-cit). 1. The mother cell of a spermatozoid. 2. See *spermatoblasts*. [Gr., *sperma*, seed, + *kytos*, a cell.]
- spermatogenesis** (sper-mat-o-jen'es-is). The production of spermatozooids. [Gr., *sperma*, seed, + *genesis*, generation.]
- spermatogenous** (sper-mat-oj'en-us). Forming spermatozoa. [Gr., *sperma*, seed, + *gennan*, to beget.]
- spermatogonium** (sper'mat-o-go'ne-um). Syn.: *pycnidium*. An asexual sporiferous structure forming conidia, or pycnospores, present in the *Uredineae*. 1. Of La Valette, St. George, a young seminal cell. 2. Of Hartog, see *spermatospores*. [Gr., *sperma*, seed, + *gone*, generation.]
- spermatolysin** (sper-mat-ol'is-in). A substance causing spermatolysis.
- spermatolysis** (sper-mat-ol'is-is). Destruction or solution of spermatozooids. [Gr., *sperma*, seed, + *lysis*, solution.]
- spermatolytic** (sper-mat-ol-it'ik). Pertaining to the destruction of spermatozoa.
- spermatomere** (sper'mat-o-mër). 1. Of Van Beneden, one of the cells formed in the first section (*Keimzone*) of a seminiferous tubule. 2. Of O. Hertwig, an element which has entered the second section (*Wachstumszone*) of a seminiferous tubule. [Gr., *sperma*, seed, + *meros*, a part.]
- spermatophore** (sper'mat-o-för). The part of a spermospore that remains passive and does not become transformed into spermatoblasts. It may serve as an envelope or carrier of all the spermatozooids developed from the original spermospore. [Gr., *sperma*, seed, + *phorein*, to bear.]
- spermatopoeitic** (sper-mat-o-poy-et'ik). See *gonopoeitic*.
- spermatorrhæa** (sper-mat-or-e'ah). A morbid condition characterized by the frequent involuntary emission of semen. [Gr., *sperma*, seed, + *roia*, a flowing.]
- spermatoschesis** (sper-mat-os'ke-sis). See *aspermatisms*. [Gr., *sperma*, seed, + *schesis*, retention.]
- spermatospore** (sper'mat-o-spör). Cells, equivalent to ova, which by division give rise to the spermatoblasts. See also *seminal cell*, under *cell*. [Gr., *sperma*, seed, + *sporos*, a sowing.]
- spermatotoxin** (sper'mat-o-toks'in). A

toxin causing death to spermatozoa. [Gr., *sperma*, seed, + *toxikon*, poison.]

spermatoxin (sper-mat-oks'in). A toxin destructive to spermatozoa.

spermatozoid (sper-mat-o-zo'is-id). An agent destroying spermatozoa. [Gr., *sperma*, seed, + *zoon*, animal, + Lat., *caedere*, to kill.]

spermatozoid, **spermatozoid** (sper'mat-o-zoyd, sper-mat-o-zo'oid). Syn.: *sperm cell*, *spermatic cell*. The fertilizing element of the semen; the male reproductive cell. In man and most of the higher animals s.'s appear in shape and action like minute tadpoles. The head represents the nucleus of the cell, and a delicate layer of protoplasm enveloping the head, together with the tail, represents the cell body. In some cases there is seen a thickening in the tail at its junction with the head, and also in some cases the tail and middle piece are bordered by a kind of frill. [Gr., *sperma*, seed, + *zoon*, an animal, + *eidos*, resemblance.]

spermatozoön (sper'mat-o-zo'on). Pl. *spermatozoa*. See *spermatozoid*.

spermaturia (sper-mat-u're-ah). The continued presence of spermatozoa in the urine. [Gr., *sperma*, seed, + *ouron*, urine.]

spermiduct (sper'me-dukt). The tract (or a part thereof) through which the semen passes to arrive at the urethra. [Gr., *sperma*, seed, + Lat., *ducere*, to lead.]

spermin. 1. Of Schreiner (1878) and others, a non-poisonous base, C₈H₈N, having the odor of semen, occurring in putrefying sea polypi, in sputum, in human semen, in the organs of leukocythemic patients, in the alcohol in which anatomical preparations have been preserved, in cultures of choleraic matter, and, according to Poehl, in the thyroid gland and brain substance. 2. A proprietary preparation of s. (1st def.). [Gr., *sperma*, seed.]

spermolith (sper'mo-lith). A calculus in the spermatic duct or the seminal vesicle. [Gr., *sperma*, seed, + *lithos*, stone.]

spermolysin (sper-mol'is-in). See *spermatolysin*.

spermoplasma (sper-mo-plaz'mah). The central portion and the tail of the seed thread together with the outer sheath of the "head" of a spermatozoid. [Gr., *sperma*, seed, + *plasma*, anything formed.]

spermosphere (sper'mo-sfēr). A ball of cells arising by the repeated division of a germinal cell or gonoblast. Each cell ultimately becomes a spermatozoid. [Gr., *sperma*, seed, + *sphaira*, a sphere.]

spermatoxin (sper-mo-toks'in). See *spermatotoxin*.

spes phthis'ica. The hopefulness of the tuberculous.

spew. To discharge the contents of the stomach and to vomit. [Old Eng., *spewen*, *spuen*, *spiwen*.]

sp. gr. Abbreviation for *specific gravity*.

sphacelate (sfas'el-ät). Dead, necrosed. [Lat., *sphacelatus*, from Gr., *sphakelos*, gangrene.]

sphaceloderma (sfas'el-o-der'mah). Gangrene of the skin. [Gr., *sphakelos*, gangrene, + *derma*, skin.]

sphacelotoxin (sfas'el-o-toks'in). Of Jacobi, impure ergotoxin.

sphacelus (sfas'el-us). Moist gangrene; a slough. [Gr., *sphakelos*, gangrene.]

sphagnum (sfag'num). Turf-moss; used as an absorbent for pus, etc.

sphen-. Combining form of Gr., *sphen*, wedge; generally having reference to the sphenoid bone.

sphenobasilar (sfe'no-bas'il-ar). Pertaining to the sphenoid bone and the basilar apophysis.

sphenocephalia (sfe-no-sef-al'e-ah). A form of monstrosity in which the cranium is wedge-shaped. [Gr., *sphen*, a wedge, + *kephale*, the head.]

spheno-ethmoid, **spheno-ethmoidal** (sfe'no-eth'moyd, sfe'no-eth-moyd'al). Pertaining to the sphenoid and ethmoid bones.

sphenofrontal (sfe'no-fron'tal). Pertaining to the sphenoid and frontal bones.

sphenoid (sfe'noyd). Wedge-shaped; as a n., the s. bone. [Gr., *sphen*, a wedge, + *eidos*, resemblance.]

sphenoidal (sfe-noyd'al). 1. See *sphenoid*. 2. Pertaining to or connected with the sphenoid bone. s. **ganglion**. Syn.: *otopalatine ganglion*. See *Meckel's ganglion*, under *Meckel*.

sphenomaxillary (sfe'no-maks'il-a-re). Pertaining to the sphenoid bone and the superior maxilla.

sphenometer (sfe-nom'et-er). An instrument for determining the size of the wedge in cuneiform osteotomy. [Gr., *sphen*, a wedge, + *metron*, a measure.]

spheno-occipital (sfe'no-ok-sip'it-al). Pertaining to the sphenoid and occipital bones.

sphenopalatine (sfe'no-pal'at-ën). Pertaining to the sphenoid and palatine bones.

sphenoparietal (spe'no-par'i-et-al). Pertaining to the sphenoid and parietal bones.

sphenosalingostaphylinus (sfe'no-sal-pin''go-sta-fi-li'nus). See *table of muscles*, under *muscle*.

sphenosquamous (sfe'no-skwa'mus). Pertaining to the sphenoid bone and the squamous portion of the temporal bone.

sphenotemporal (sfe'no-tem'po-ral). Pertaining to the sphenoid and temporal bones.

sphere (sfēr). 1. A solid that has all parts of its surface equidistant from the center; hence, loosely, a ball or globe. 2. A limited space or aspect regarded as a scene of action. **hearing s.** Of Munk, certain portions of the temporal lobes of the brain supposed to be the seats of the sense of hearing. **motor s.** A region of the central nervous system that, when stimulated, originates movement. It lies anterior to the fissure of Rolando. **segmentation s.** One of the nucleated cells into which the vitellus is divided in the process of segmentation. See *blastula* and *embryonic cell*, under *cell*. **sensory s.** Of Meynert, a region of the central nervous system that perceives

- sensory impressions. It lies posterior to the fissure of Rolando. [Gr., *sphaira*.]
- spherobacterium** (sfe''ro-bak-te're-um). See *Micrococcus*. [Gr., *sphaira*, a ball, + *bakterion*, a little rod.]
- Spherococcus** (sfe-ro-kok'us). *Obs.* A genus of *Algae*. Most of the species formerly included in this are now referred to *Chondrus*, *Gigartina*, *Rhodymenia*, *Gelidium*, etc. [Gr., *sphaira*, a ball, + *kokkos*, a berry.]
- spherolith** (sfe''ro-lith). Doubly refractive crystals of urates present in the renal tubules of the new-born. [Gr., *sphaira*, a ball, + *lithos*, stone.]
- spheroma** (sfe-ro'mah). 1. A globular protuberance. 2. The head of the femur.
- spherometer** (sfer-om'et-er). An instrument for measuring the degree of curvature of a lens. [Gr., *sphaira*, a sphere, + *metron*, a measure.]
- sphincter** (sfink'ter). Syn.: *circular muscle*. An annular muscle which constricts or closes a natural orifice; especially the s. ani. **cardiac s.** The s. of plain muscle around the esophagus at the opening into the stomach. **external s. of anus.** The s. of striated muscle around the anus. **ileocecal s.** The s. of plain muscle around the ileum at its opening into the cecum. **internal s. of anus.** The s. of plain muscle around the anus. **s. of bile duct.** A s. of plain muscle around the opening of the bile duct into the duodenum. **s. of the bladder.** A s. of plain muscle around the opening of the bladder into the urethra. See *table of muscles*, under *muscle*. [Gr., *sphigkter*, from *sphiggein*, to squeeze.]
- sphincteroplasty** (sfink'ter-o-plas'te). Plastic operations on the sphincter ani. [Gr., *sphigkter*, a sphincter, + *plassein*, to mold.]
- sphingoin** (sfing'o-in). An alkaloid, $C_{17}H_{25}NO_2$, found in cerebral tissue in combination with cerebroses and neurostearic acid.
- sphygmie** (sfig'mik). Pulsating; of or pertaining to the pulse. [Gr., *sphygmos*, the pulse.]
- sphygmo-** Combining form of Gr., *sphygmos*, the pulse.
- sphygmochronograph** (sfig''mo-kro'no-graf). An instrument for recording graphically the extent and oscillations of the pulse wave, together with a record of time. [Gr., *sphygmos*, the pulse, + *chronos*, time, + *graphein*, to write.]
- sphygmodic** (sfig-mo'dik). Pulselike, throbbing like the pulse. [Gr., *sphygmos*, the pulse, + *eidosis*, resemblance.]
- sphygmodynamometer** (sfig''mo-di-nam-om'et-er). A device for showing the force of the pulse. [Gr., *sphygmos*, the pulse, + *dynamis*, power, + *metron*, a measure.]
- sphygmogenin** (sfig-moj'en-in). An extract of the suprarenal gland, thought to be synonymous with epinephrin.
- sphygmogram** (sfig'mo-gram). Syn.: *arteriogram*. The pulse curve; the curve that is traced by means of a sphygmo-
- graph. [Gr., *sphygmos*, the pulse, + *gramma*, a writing.]
- sphygmograph** (sfig'mo-graf). A recording pulsimeter, to give a graphic record of the form and rate of the pulse. [Gr., *sphygmos*, the pulse, + *graphein*, to write.]
- sphygmography** (sfig-mog'ra-fe). The use of the sphygmograph; also the collection and analysis of facts and principles that pertain to the sphygmograph and its use.
- sphygmoid** (sfig'moyd). See *sphygmodic*. [Gr., *sphygmos*, the pulse, + *eidosis*, resemblance.]
- sphygmology** (sfig-mol'o-je). The physiology, pathology, etc., of the pulse. [Gr., *sphygmos*, pulse, + *logos*, understanding.]
- sphygmomanometer** (sfig''mo-man-om'et-er). An apparatus for determining the pressure of the pulse wave, that is, to give the systolic or the systolic and diastolic pressure of an artery. [Gr., *sphygmos*, pulse, + *manos*, thin, + *metron*, a measure.]
- sphygmometer** (sfig-mom'et-er). See *sphygmograph*. [Gr., *sphygmos*, the pulse, + *metron*, a measure.]
- sphygmometroscope**. An instrument for taking the blood-pressure by the auscultatory method.
- sphygmophone** (sfig'mo-fon). An instrument for rendering the rhythm and variations of the pulse audible. [Gr., *sphygmos*, the pulse, + *phone*, a sound.]
- sphygmoscope** (sfig-mo-skop). A device for rendering the pulse beat visible. [Gr., *sphygmos*, pulse, + *skopein*, to examine.]
- sphygmosystole** (sfig-mo-sis'to-le). The expansion of the pulse corresponding to the systole of the heart, as represented graphically by the sphygmograph.
- sphygmus** (sfig'mus). See *pulse*. [Gr., *sphygmos*.]
- spica** (spi'kah). See *s. bandage*, under *bandage*. [Lat.]
- spiculate** (spik'u-lat). 1. Covered with spicules. 2. Having the form of a spicule. [Lat., *spiculatus*.]
- spicule** (spik'ul). 1. A fine, erect point. 2. An acicular crystal. 3. See *spiculum* (1st def.). **bony s.**, **osseous s.** One of the minute rodlike processes of bony matter which extend in a radiating manner from the center of ossification. [Lat., dim. of *spica*, a point.]
- spiculum** (spik'u-lum). 1. A pointed, needle-shaped body. 2. See *bony spicule*.
- Spigelia** (spi-je'le-ah). 1. A genus of the *Loganiaceae*. 2. (Indian) pinkwort; in the U. S. Ph., the rhizome and rootlets of *S. marilandica*. **extractum spigellae fluidum** [U. S. Ph.]. Fluidextract of *S. marilandica*. **S. Ionicera**, **S. marilandica**. Carolina pink. Its rhizome and the rootlets constitute the s., or pinkroot, of the U. S. Ph. [From *A. van der Spiegel*, Belgian anatomist.]
- spigelin** (spi-je'lin). An alkaloid said to occur in *Spigelia*.
- spike'nard**. See *Aralia*.
- Spilanthes** (spi-lan'thes). The typical

genus of the *Spilantheae*. **S. oleracea**. Para cress. The leaves and flower heads contain pyrethrin which closely resembles piperin. [Gr., *spilos*, a spot, + *anthos*, a flower.]

spina (spi'nah). Gen. and pl. *spinæ*. See *spine*. **s. helicis**. A projection on the lower anterior margin of the helix. **s. jugularis**. A sharp elevation on the jugular process of the occipital bone. **s. mentalis externa**. The mental protuberance. **s. muscularis inferior**. An elevation on the outer surface of the arytenoid cartilage near its lower third. **s. muscularis superior**. A blunt, knotlike prominence near the upper part of the external surface of the arytenoid cartilage. **s. orbitalis inferior**. A slight prominence below the *s. orbitalis superior*. **s. orbitalis superior**. A slight prominence on the border of the ala magna of the sphenoid bone, projecting into the sphenoidal fissure at the point where it is slightly constricted. **s. tympanica anterior**. A prominent point on the anterior and upper part of the tympanic ring, at the anterior end of a ridge forming the upper boundary of the sulcus malleolaris. **s. ventosa**. 1. A disease of the bones which causes them to dilate as if distended with air. 2. A bony tumor due to internal caries, generally confined to the wrist or ankle. **s. zygomatica**. An offshoot from the zygomatic process of the superior maxilla which aids in forming the sphenomaxillary fissure.

spina bifida (spi'nah bi'fid-ah). A congenital malformation caused by absence or deficiency of the laminae or spinous processes of some of the vertebrae, usually associated with a sacculated protrusion of the membranes of the spinal cord. The sac contains cerebrospinal fluid and sometimes a portion of the cord. **false s. b.** Any congenital tumor communicating with the spinal canal but not with the spinal membranes. **s. b. cervicalis**. **S. b. of the cervical vertebrae**. **s. b. completa**. A form in which the medullary groove fails to close in to form the neural canal. The ependyma and nerve substance remain in contact with the skin. **s. b. completa partialis**. **S. b. completa** only in the cervical region. **s. b. completa restricta**. **S. b.** affecting only a local area in the cervical or lumbar region. **s. b. completa totalis**. A form in which the neural canal is present as a broad plate, extending down the back and fusing on either side with the skin of the back. **s. b. cystica**. **S. b.** with the protrusion of a cyst through the fissure. **s. b. dorsalis**. **S. b.** of the dorsal vertebrae. **s. b. incompleta**. A form in which the neural canal has closed, but the laminae and the surrounding tissues have failed to close. **s. b. lumbalis**. **S. b.** of the lumbar vertebrae. **s. b. lumbosacralis**. **S. b.** of the lumbosacral region. **s. b. sacralis**. **S. b.** of the sacral vertebrae. **spinal**. Pertaining to the vertebral column. **s. anesthesia**. 1. Loss of sensa-

tion in the lower part of the body induced by the injection of a local anesthetic into the sheath of the lumbar portion of the spinal cord. 2. Localized loss of sensation in the region of the spine. **s. apoplexy**. See *hematomyelia*. **s. curvature**. A permanent deviation of some portion of the spinal column from its normal form. **s. fluid, how to stain organisms**; see in *appendix*, page 910. **s. puncture**. See *lumbar puncture*, under *puncture*. [Lat., *spinalis*.]

spinalis (spi-nal'is). Spinal; e. g., a muscle arising from, or inserted into, the spinous processes of the vertebrae. See *table of muscles*, under *muscle*.

spindle (spin'dl). 1. The tapering rod or pin on which the thread is wound in spinning. 2. Anything of like shape (see *fusiform*). **achromatic s., karyokinetic s.** See *nuclear s. cleavage s.* See *nuclear s.* and *amphaster*. **karyokinetic s.** See *nuclear s. nuclear s., nucleated s., nucleus s., segmentation s.* The striated s-shaped or double conelike appearance of the nucleus, especially in ova, during indirect division or karyokinesis. [Ang.-Sax., *spindel*.]

spine. 1. A hard, sharp projection. 2. The vertebral column; so called from the spinous processes of the vertebrae. **anterior inferior s. of the ilium**. A rough eminence on the margin of the ilium immediately above the acetabulum. **anterior nasal s.** The inferior sharp edge of the nasal crest of the superior maxilla. **anterior superior s. of the ilium**. The anterior termination of the crest of the ilium. **ethmoidal s.** A slight projection in the middle line of the anterior border of the body of the sphenoid bone, which articulates with the cribriform plate of the ethmoid bone. **hemal s.** The portion of the hemal arch of a typical vertebra that closes it in. **iliac s's.** The anterior superior and inferior and the posterior superior and inferior s's of the ilium. **irritable s.** See *spinal irritation*, under *irritation*. **ischadic s., ischiatic s.** See *s. of the ischium*. **nasal s.** A sharp process which descends in the middle line from the inferior surface of the frontal bone, between the superior maxillae. **neural s.** The portion of the neural arch of the typical vertebra that closes it in. It is found in all the vertebrae proper (except the last sacral and the coccygeal) as the spinous process. **neurasthenic s.** Of R. W. Lovett, a generic term for painful spinal affections in which the subjective symptoms greatly preponderate over the objective signs. **pharyngeal s.** A short elevation in the middle line of the lower surface of the basilar portion of the occipital bone. **posterior inferior s. of the ilium**. A slight eminence on the margin of the ilium immediately above the great sciatic notch. **posterior nasal s.** A prominence formed by the union in the middle line of the elevations upon the posterior internal contiguous margins of the palatal plate of the palate

bones. **posterior superior s. of the ilium.** The posterior extremity of the crest of the ilium. **pubic s.** See *s. of the pubes*. **railway s.** 1. Chronic meningomyelitis consequent upon shock caused by a railway accident. 2. Traumatic neurasthenia. **s. ache.** See *rachialgia*. **s. of Darwin.** A slight projection of the free margin of the helix near the upper part, assumed to represent the inverted upper pointed extremity of the ear of quadrupeds. **s. of the ischium.** An elevation on the posterior border of the ischium just behind the acetabulum. It forms the lower boundary of the great sciatic notch. **s. of the pubes, s. of the pubic bone.** The outer termination of the crest of the os pubis. **s. of the scapula.** An osseous plate projecting from the posterior surface of the scapula which extends obliquely upward and outward from a point near the upper fourth of the posterior border to terminate in the acromion process. **s. of the tibia.** An elevation on the upper surface of the tibia, between its articular surfaces, which terminates in two tubercles. **typhoid s.** An acute arthritis and peri-arthritis due to infection with the *Bacillus typhosus*, following or in the course of typhoid fever and causing spinal ankylosis. [Lat., *spina*, a thorn.]

spinobulbar (spi-no-bul'bar). Pertaining to the spinal cord and to the medulla oblongata.

spinus (spi'nus). Pertaining to a spine or sharp process of a bone; having or constituting such a process or processes. [Lat., *spinosus*.]

spintharoscope (spin-thar'is-kop). An instrument for studying radium emanations. [Gr., *spinthar*, a spark, + *skopein*, to examine.]

spiral. Screwlike; turning like the thread of a screw around an axis; a s. line or structure. **Curschmann's s's.** See *Leyden's s's*, under *Leyden*. **Finkler and Prior's s.** See *Spirillum Finkler-Prior*, under *Spirillum*. **Leyden's s's.** See under *Leyden*. [Lat., *spiralis*, from Gr., *speira*, a coil.]

spirem. In karyokinesis, the phase in which the nuclear figure shows no sign of division into two parts. [Lat., *spirema*, from Gr., *speira*, spiral.]

Spirilla. Plural of *Spirillum*.

Spirillum (spi-ril'lum). A genus of the family *Spirillaceae*, of the *Bacteria*, consisting of spirally curved or corkscrew forms, which are actively motile. Many species have been isolated and a few are pathogenic for man. **S. buccale.** A species derived from the tartar of teeth. **S. cholerae asiaticae.** Syn.: *comma bacillus*. The comma bacillus, regarded as the causal agent of Asiatic cholera. It is found in the dejecta and intestinal contents. The bacilli are usually minute and curved like a comma. **S. Deneke.** A s. isolated from butter. **S. Finkler-Prior.** A species obtained by Finkler and Prior from the dejecta of patients with cholera nostras. The bacilli

are somewhat thicker and longer than the cholera bacilli. **S. massana.** A s. isolated from a clinically doubtful case of true cholera. **S. Metchnikovi.** A s. causing diarrhea in domestic fowls. **S. Obermeieri.** Flexible, colorless threads found in the blood of patients with relapsing fever. **S. of hospital gangrene.** A species found in the membranous covering of the ulcers of hospital gangrene. **S. tyrogenum.** A species obtained by Deneke from very old cheese, resembling, but smaller than that of Asiatic cholera. [Lat., *spirillum*, a coil.]

spir'it. Alcohol, the volatile principle, or s., of wine; subsequently a term mainly restricted to preparations consisting of alcohol distilled with a volatile substance. Such preparations are now, however, usually made by simply dissolving the volatile substance in alcohol. Used without qualification, s. means distilled s. **adiaphoretic s.** Of Boyle, an alcohol (acetone) obtained by the distillation of wood. **animal s's.** See *pneuma. ardent s's*. See *distilled s's*. **Cologne s.** Odorless alcohol which has been kept in glass after distillation. **columbian s.** Same as methyl alcohol. **distilled s's.** Alcoholic beverages prepared by distillation. **ethylic s.** Ethyl alcohol. **methylated s., methylic s.** See *methyl alcohol*. **overproof s.** A spirituous liquor containing more alcohol than proof s. **proof s.** Originally, a liquid containing sufficient alcohol to ignite gunpowder moistened with it when the s. was set on fire; now, according to an act of the British Parliament, a spirituous liquor of sp. gr. 0.923077 at 51° F. It contains 49.3 per cent. by weight of alcohol. **pyro-acetic s.** See *acetone*. **pyroigneous s., pyroxylic s.** See *methyl alcohol. rectified s.* See *ethyl alcohol. s. of Mindererus*. A synonym for a solution of ammonium acetate. **s. of wine.** Alcohol. **underproof s.** A spirituous liquor containing less alcohol than proof s. **vital s's.** See *pneuma. wood s.* See *methyl alcohol. [Lat., spiritus.]*

spirituous (spir'it-u-us). Alcoholic; containing alcohol. [Lat., *spirituosus*.]

spiritus (spir'it-us). See *spirit* and *ethyl alcohol*. **abstractitious s.** Alcohol that has been impregnated with some of the principles of a plant by their distillation together. **s. aromaticus** [N. F.]. A mixture of compound spirit of orange [U. S. Ph.] with alcohol. **s. frumenti.** Whiskey; it must be four years old and must contain 50 per cent. of alcohol by volume [U. S. Ph.]. **s. glonoina** [U. S. Ph., 1890]. An alcoholic solution containing 1 per cent. of glyceryl trinitrate or nitroglycerin. **s. glycerylis nitratis** [U. S. Ph.]. **s. Mindereri.** See *liquor ammonii acetatis*, under *ammonium*. **s. morbi.** A morbid principle. **s. odoratus.** Syn.: *eau de cologne*. A solution of various amounts of the oils of orange flowers, bergamot, lemon, lavender flowers and rosemary in alcohol, with the addition of acetic ether. **s. ophthal-**

micus. An alcoholic solution of the oil of lavender and rosemary [N.F.]. s. **rectificatus.** See *ethyl alcohol*, under *alcohol*. s. **saponatus.** Tincture of soap. s. **tenuior**, s. **tenuis.** Dilute alcohol. s. **urinae.** An old name for aqueous ammonia, as the volatile principle of stale urine. s. **vini gallici.** Brandy; it must be four years old and must contain 50 per cent. of alcohol by volume. s. **volatilis aromaticus.** Aromatic spirit of ammonia. s. **volatilis causticus.** Ammonia water.

spirobacteria (spi-ro-bak-te're-ah). The spiral bacteria, including the *Spirilla* and *Vibrio*.

Spirochaeta (spi-ro-ke'tah). A genus of protozoa of the phylum *Mastigophora* and the order *Binucleata*, which show an undulating membrane and flexible form consisting of a number of cork-screwlike curves. s. **acuminata.** A s. found in the open sores of frambesia. s. **balanitidis.** A s. found in *Balanitis circinata*, having 6 to 10 very motile coils and being shorter and thicker than *S. pallida*. s. **Balbianii.** A form present in the stomach of the oyster, possessing from 5 to 8 spiral coils. s. **bronchialis.** A s. found in bronchial spirochetosis. s. **buccalis.** A form found in normal mouths; it has from 3 to 10 irregular flat coils. s. **Carterii.** A s. described by Carter as causing relapsing fever in Bombay. s. **colligyrum.** A species cultivated by Noguchi from condylomata. s. **dentium.** A very small s. with from 4 to 20 coils. s. **Duttoni.** A form producing African tick fever in human beings and capable of transmission to monkeys by the bites of infected ticks. s. **gallinarum.** A species causing disease in chickens. s. **hyos.** An organism probably bearing an etiological relationship to hog cholera. s. **macrodentium.** A s. resembling s. of Vincent's angina. s. **microdentium.** A s. cultivated from tooth deposits in children. s. **Obermeieri.** A long, flexible, slender spiral with wavy coils staining faintly with the anilin dyes, being negative to Gram's stain. The organism shows a rotary motion and is present in the blood and organs of patients with relapsing fever. It can be cultivated in celloidin capsules in the peritoneal cavity of rats, and monkeys can be infected with human blood containing it. s. **pallida.** Syn.: *Treponema pallidum*. A very delicate s. found in practically all of the lesions of syphilis. It has from 4 to 20 spirals and shows a rotary motion and a quivering movement. It may be stained by various modifications of the eosinate of methylene blue, such as Hastings' stain, and is found in the lesions in monkeys when inoculated with the virus of syphilis. s. **pertenius.** A s. obtained from cases of *frambesia tropica*, or *yaws*. s. **phagedenicus.** A s. cultivated from phagedenic lesions. s. **refringens.** A s. found in the mouth and also in various syphilitic lesions associated with the *S. pallida*. It

is longer and thicker than the former and its spirals are often very irregular. It is mostly a secondary invader. It can be cultivated in celloidin sacs in the peritoneal cavity of the rabbit. s. of **relapsing fever.** See *S. Obermeieri*. s. **Vincenti.** A form accompanying the fusiform bacillus in Vincent's angina, a fibrinous inflammation of the mouth and throat. [Gr., *speira*, a coil, + *chaite*, flowing hair.]

spirochetosis (spi'ro-ke-to'sis). Infection with spirochetes.

spiograph (spir'o-graf). See *atmograph*. [Lat., *spirare*, to breathe, + Gr., *graphein*, to write.]

spiroma, **spiradenoma** (spir-o'mah, spir'ad-en-o'mah). Names given to multiple benign cystic epithelioma.

spirometer (spi-rom'et-er). Syn.: *pneumometer*. An instrument constructed on the principle of a gasometer, for measuring the volume of air in the lungs, especially the breathing capacity. [Lat., *spirare*, to breathe, + *metron*, a measure.]

spirometry (spir-om'et-re). The use of a spirometer for determining the breathing capacity, the thoracic pressure, or the elasticity of the lungs. [Lat., *spirare*, to breathe, + Gr., *metron*, a measure.]

Spiromema (spi-rom-e'mah). Another name for *Spirochaeta*.

Spirop'tera. A genus of the *Filaridae*. s. **hominis.** Another name for *Filaria communis*.

spirosal (spi'ro-sal). A monoglycol salicylate, $C_6H_10O_4$. It may be absorbed from the skin and is said to liberate salicylic acid in the tissues. It is used in rheumatic affections.

Spirosoma (spi-ro-so'mah). A genus of the family *Spirillaceae* of the *Bacteria*, consisting of comma-shaped to spiral filaments which are non-motile. The various species are often chromogenic and are not pathogenic. [Gr., *speira*, a coil, + *soma*, body.]

spissated (spis'sa-ted). Inspissated. [Lat., *spissatus*, from *spissare*, to thicken.]

splanchnic (splank'nik). Pertaining to, or supplying the viscera; visceral. [Gr., *splagchnikos*, from *splagchna*, viscera.]

splanchno-. Combining form of Gr., *splagchnon*, a viscus; pl., *splagchna*, viscera.

splanchnology (splank-nol'o-je). The anatomy, pathology, etc., of the viscera. [Gr., *splagchnon*, a viscus, + *logos*, understanding.]

splanchnopleure (splank'no-plür). The inner wall of the pleuroperitoneal space in the embryo. See *splanchnic mesoblast*, under *mesoblast*. [Gr., *splagchnon*, viscus, + *pleuron*, the side.]

splanchnoptosis (splank-nop-to'sis). Syn.: *Glénard's disease*. Prolapse of an internal organ, particularly of an abdominal organ (see *enteroptosis*). [Lat., *splagchnon*, a viscus, + *ptosis*, a falling.]

splay-foot. See *flat-foot*.

spleen. Syn.: *lien*, *hepar sinistra*. A soft vascular organ, consisting of lymphoid tissue, about five inches in length, four in breadth, and an inch in thickness. It is

- situated in the upper left quadrant of the abdomen. **accessory s.** A nodule (of which there may be a number) of splenic tissue in the vicinity of the spleen. **floating s. or wandering s.** An anomalous condition of the s. in which the organ is movable, generally enlarged, and no longer protected by the ribs in the left hypochondriac region, and lies on the brim of the pelvis or even in the right side of the abdomen. **Indian s.** The hypertrophied or indurated s. observed in Anglo-Indians. **lardaceous s.** Enlargement of the s. from the presence of lardaceous matter. See *amyloid degeneration*, under *degeneration*. **sago s.** Amyloid degeneration of the follicles of the s. presenting on section the appearance of sago grains. **waxy s.** See *lardaceous s.* [Gr., *splen*.]
- splenectasis** (splen-ek'tas-is). Syn.: *splenomegaly*. Enlargement of the spleen. [Gr., *splen*, spleen, + *ektasis*, enlargement.]
- splenectomy** (splen-ek'to-me). Removal of the spleen. [Gr., *splen*, the spleen, + *ektome*, a cutting out.]
- splenectopia** (splen-ek'to'pe-ah). Displacement of the spleen. [Gr., *splen*, the spleen, + *ektos*, out of place.]
- splenemia** (splen-e'me-ah). See *leukocythemia*. [Gr., *splen*, the spleen, + *aima*, blood.]
- splenic** (splen-et'ik). See *splenic*.
- splenic** (spl'e-ne-al). 1. Of or pertaining to splenicus or to s. bone. 2. The s. bone.
- splenic**. 1. Pertaining to the spleen. 2. Affected with splenitis.
- splenification** (splen-if-ik-a'shun). See *splenization*. [Gr., *splen*, spleen, + Lat., *facere*, to make.]
- splénin**. A therapeutical preparation made from the spleen.
- splenitis** (splen-i'tis). Inflammation of the spleen. [Gr., *splen*, spleen, + *itis*, inflammation.]
- splénium**. 1. A plant used by the ancients in affections of the spleen. 2. A bandage or compress. 3. Syn.: *bulb of the fornix*. An enlargement at the posterior extremity of the corpus callosum, just before it joins the fornix. [Gr., *splénion*, bandage.]
- splénium** (spl'e-ne-us). See *table of muscles*, under *muscle*.
- splenization** (splen-i-za'shun). (*Obs.*) An infiltrated and thickened condition of tissue, especially of lung tissue, in which it resembles the spleen in consistence. See *hepatization*. **hypostatic s.** See *hypostatic pneumonia* under *pneumonia*.
- splenocele** (splen'o-sél). A hernia of the spleen. [Gr., *splen*, spleen, + *kele*, hernia.]
- splenicocolic** (splen-no-kol'ik). Pertaining to the spleen and the colon.
- splendynia** (splen-o-din'e-ah). (*Obs.*) Pain in the spleen. [Gr., *splen*, the spleen, + *odyne*, pain.]
- splénoid** (spl'e-noyd). Resembling the spleen. [Gr., *splen*, the spleen, + *eidós*, resemblance.]
- splenology** (splen-nol'o-je). The anatomy, etc., of the spleen. [Gr., *splen*, the spleen, + *logos*, understanding.]
- splenomalacia** (spl'e''no-mal-a'se-ah). Softening of the spleen. [Gr., *splen*, the spleen, + *malakia*, softness.]
- splenomegaly** (splen-no-meg'al-e). Hypertrophy of the spleen. [Gr., *splen*, the spleen, + *megas*, large.]
- splenomyelogenous** (spl'e''no-mi-el-oj'en-us). Due to disease of spleen and of bone marrow. [Gr., *splen*, the spleen, + *myelos*, marrow, + *gennan*, to engender.]
- splenophrenic** (splen-no-fren'ik). Pertaining to the spleen and the diaphragm. [Gr., *splen*, the spleen, + *phren*, the diaphragm.]
- splenophthisis** (splen-no'te-sis). (*Obs.*) Atrophy of the spleen. [Gr., *splen*, the spleen, + *phthisis*, a wasting.]
- splenoptosis** (splen-nop-to'sis). Prolapse of the spleen; a rare condition. [Gr., *splen*, spleen, + *ptosis*, a falling.]
- splenotoxin** (splen-no-tok'sin). The toxin present in splenic tissue.
- splenotyphoid** (splen-no-ti'foyd). Typhoid with a decided enlargement of the spleen.
- splint**. Any apparatus composed of firm and hard material to be applied to an injured or diseased part to prevent motion or displacement. Wood, tin, wire, steel, papier-maché, plaster of Paris, hard rubber, and leather are all used as materials from which to construct splints. [Old Eng., *splinte*, *splent*.]
- split pel'vis**. See under *pelvis*.
- spodogenous** (spo-doj'en-us). Pertaining to or caused by waste matters in an organ. [Gr., *spodos*, ashes, + *gennan*, to produce.]
- spondylarthrit'is**. Inflammation of the vertebral articulations. [Gr., *spondylos*, a vertebra, + *arthron*, a joint.]
- spondylic** (spon-dil'ik). Pertaining to the vertebral column. [Gr., *spondylos*, vertebra.]
- spondylitis** (spon-dil-i'tis). Inflammation of one or more vertebrae. [Gr., *spondylos*, a vertebra, + *itis*, inflammation.]
- spon'dylo-**. Combining form of Gr., *spondylos*, a vertebra.
- spondylolisthesis** (spon''dil-o-lis-the'sis). A deformity of the vertebral column due to the lumbar vertebrae gliding upon each other, so as to overhang and obstruct the brim of the pelvis, the body of the last lumbar vertebra, especially, being separated from that of the first sacral vertebra. [Gr., *spondylos*, vertebra, + *olisticheis*, a sliding.]
- spondylomyelitis** (spon''dil-o-mi-el-i'tis). Inflammation of the spinal cord with or without inflammation of one or more vertebrae. [Gr., *spondylos*, a vertebra, + *myelos*, marrow, + *itis*, inflammation.]
- spondyloschisis** (spon-dil-os'kis-is). Congenital fissure of one or more of the vertebral arches. [Gr., *spondylos*, a vertebra, + *schisis*, a fissure.]
- spon'dylose rhizomélique**. Ankylitic arthritis of large proximal joints. [Fr.]
- spondylosis** (spon-dil-o'sis). Vertebral ankylosis.
- spondylotomy** (spon-dil-o'to-me). See *laminectomy*. [Gr., *spondylos*, vertebra, + *tome*, a cutting.]

spongia (spon'je-ah). A sponge. In pharmacy, *S. officinalis* or *S. usiatissima* washed and pressed. **s. cerata**, **spongiae ceratae**. Fine sponges carefully cleansed, soaked in melted yellow wax, freed in a warm press, and, when cold, freed from the wax on their edges; used to make sponge tents. **s. compressa**, **spongiae compressae**, **s. funiculo pressa**. Compressed sponge. **s. praeparata**. 1. See *s. cerata*. 2. Sponge rendered soft and suitable for surgical purposes by maceration in cold water and separation of the calcareous matter. [Gr., *spoggos*, *spoggia*.]

spongin (spon'jin). An albuminoid which makes up the chief mass of the ordinary sponge.

spongioblasts (spon'je-o-blasts). A variety of cells from which the stroma of gray nervous tissue develops. [Gr., *spoggos*, a sponge, + *blastos*, a sprout.]

spongiopilin (spon'je-o-pi'lin). A sheet, about half an inch thick, of cotton wool mingled with small pieces of sponge, coated with gutta percha on one side; to be wrung out of hot water and applied as a poultice. [Gr., *spoggia*, a sponge, + *pilos*, felted wool.]

spongioplasm (spon'je-o-plasm). The material forming the reticulum of the protoplasm of a cell. See *hyaloplasm*. [Gr., *spoggia*, a sponge, + *plasma*, anything molded.]

spongiosa (spon-ge-o'sah). See *cancellous tissue*, under *tissue*.

spontaneous (spon-ta'ne-us). Voluntary; instinctive. Not in response to external stimulus. **s. evolution**. See under *evolution*. [Lat., *spontaneus*.]

sporadic (spo-rad'ik). Occurring at isolated points; of diseases, not epidemic. [Gr., *sporadikos*, from *speirein*, to sow.]

sporangium (spo-ran'je-um). The special spore case inclosing the terminal endospores of fungi. [Gr., *sporos*, seed, + *aggeion*, vessel.]

spore. 1. A reproductive motile body found in many of the lower vegetable cells, but not produced by the sexual elements. 2. An ovoid, non-staining, highly refractive, non-sexual body present in many bacteria. **resting s.** See *resting cell*, under *cell*. [Gr., *sporos*, seed.]

sporidium (spo-rid'e-um), pl., *sporidia*. 1. A spore found in a promycelium. 2. The spore stage of a protozoan organism. **S. vaccinale**. A protozoön supposed to be the microörganism of smallpox and vaccinia. See *Cytorrhynchus violaceus*.

sporiferous (spo-rif'er-us). Producing or bearing spores. [Lat., *spora*, spore, + *ferre*, to bear.]

sporiparous (spo-rip'ar-us). Producing spores. [Lat., *spora*, spore, + *parere*, to produce.]

sporoblast (spo'ro-blast). The mother cell that produces sporozoites. [Gr., *sporos*, seed, + *blastos*, germ.]

sporocyst (spo'ro-sist). A zygote in the cystic stage of its development. [Gr., *spora*, spore, + *kystis*, cell.]

sporogenesis (spo-ro-jen'es-is). The for-

mation of spores. [Gr., *spora*, spore, + *genesis*, production.]

sporogenous (spo-roj'en-us). Reproduction by spores; producing spores. [Gr., *sporos*, seed, + *gennan*, to produce.]

sporogeny (spo-roj'en-e). The development of spores by sexual conjugation. [Gr., *sporos*, seed, + *gennan*, to produce.]

sporogony (spo-rog'o-ne). The production of spores by multiple sexual reproduction. [Gr., *sporos*, seed, + *goneia*, generation.]

sporont (spo'ront). A form of developmental stage of protozoa having alternate generations in which the *s.* is produced by sexual conjugation and forms sporozoites.

sporophore (spo'ro-för). That part of an organism supporting a spore. [Gr., *sporos*, seed, + *phorein*, to bear.]

sporotheke (spo-ro-the'kah). The envelope enclosing the spores of the malarial parasite in the body of the mosquito. [Gr., *sporos*, seed, + *theke*, chest.]

sporotrichosis (spo''ro-trik-o'sis). An infective granuloma involving the skin and subcutaneous tissue and, less frequently, other structures, caused by the *Sporothrix Schenkii* or other similar species.

Sporotrichum (spo-rot'rik-um). A genus of fungi, of the order *Hyphomycetes*, with a slender mycelium growing on the ordinary culture media. Such species as *S. Beurmanni* and *S. indicum* cause nodular lesions resembling tubercles in man, and *S. Schenkii* causes Schenk's sporotrichosis. [Gr., *sporos*, seed, + *thrix*, *trichos*, hair.]

Sporozoa (spo''ro-zo'ah), pl.; sing. *sporozoön*. An older class of the *Protozoa* including many orders, such as *Coccidia*, *Haemosporidia*, and *Neosporidia*, having species pathogenic for men and animals.

sporozoite (spo-ro-zo'it). The young reproductive organisms formed in a sporoblast after fertilization and zygote formation as with the malarial organism in the mosquito. [Gr., *sporos*, seed, + *zoon*, animal.]

sporozoöid (spo-ro-zo'oyd). Falciform bodies found in cancers.

sport. An animal or plant or any part of either that varies suddenly or singularly from the normal type of structure. [Old Eng., *sporten*.]

sporulation (spo-ru-la'shun). The formation of spores. **arthrogenous s.** The change of bacteria with resistant forms which will reproduce the species where favorable conditions are restored. **endogenous s.** *S.* of a protozoan within its host or the formation of a spore within the bacterium. **exogenous s.** *S.* developing outside of the organism infected.

sporule (spo'rül). A small spore; a segmented malarial parasite after sporulation.

spot. A small extent of surface differing, especially in appearance, from surrounding parts. **blind s.** (of Mariotte). See *optic disk*, under *disk*. **embryonic s.** 1. The germinal s. 2. See *protosoma*. 3. See *embryonic area*, under *area*. **Fila-**

tow's s's, Flindt's s's. Minute white or bluish white s's almost invariably to be found on the mucous membrane of the mouth before the occurrence of the rash of measles. **genital s's.** See *nasal genital points*, under *points*. **germinal s., germinative s., germ s.** Syn.: *germinal macula*. A nucleolus of a germinal vesicle. **hectic s.** A bright red s. on the cheek of a person suffering from hectic fever. **Koplik's s's.** See *Filatow's s's*. **light s. on the membrana tympani.** A sharply defined and usually triangular s. of light situated in the inferior quadrant of the tympanic membrane. The principal cause of this light s. is the inclination of the membrane to the axis of the meatus in connection with the concavity of the membrane. **milk s.** An opaque patch $\frac{1}{2}$ inch to 1 inch in diameter, found, post mortem, on the outer aspect of the visceral layer of the pericardium. **rose s's.** The rose-colored maculae of the eruption of typhoid fever. **yellow s.** Syn.: *macula lutea*. An area surrounding and including the fovea centralis in the retina which has a slightly yellow color. Frequently used therefore to designate the area of distinct vision or central vision, although this designation is made preferably by the limits of the fovea centralis. [Ang.-Sax., *spot, speck.*] **sprain (sprän).** A forcible stretching of muscular, tendinous, or ligamentous tissues beyond their natural length. Swelling, disability, and pain are usual accompaniments. [Old Fr., *espreindre*, to press, to wring.] **sprew, sprue (spru).** 1. See *aphthae*. 2. Tropical disease; psilosis. 3. In mechanical dentistry, a piece of wood or metal used for making the ingots when casting the molten metal. **spring finger.** See *trigger finger*, under *finger*. **spring-halt.** A disease of horses manifested by sudden, convulsive, and exaggerated lifting of the hind leg, believed to be choreic. **spruce.** A tree of the genus *Abies*. **s. beer.** A fermented beverage made from the infusion of s., pimenta, ginger, and hops with molasses. It is diuretic and antiscorbutic. **spunk.** Surgeon's agaric. **spur.** A sharp projection, such as the hipocampus minor. [Ang.-Sax., *spora.*] **spu'tum.** Pl. *sputa*. The inflammatory material from the respiratory tracts ejected from the mouth. It may be simply saliva, or saliva plus the mucous secretions of the air passages; or it may be more or less purulent or bloody. **black pigmented s.** S. colored black by inhaled particles of carbon. **frothy s.** Saliva of thin mucous secretion from the bronchial tubes. **nummular sputa.** The thick, heavy, and roundish (somewhat coinlike) sputa of pulmonary phthisis. **prune juice s.** A thin, reddish, bloody s. characteristic of gangrene, cancer of the lung and certain forms of pneumonia. **rusty (-colored) s.** The typical dark reddish brown s. of

pneumonia. It is viscid and semitransparent, and adheres tenaciously to the side of the containing vessel. Its color is due to the presence of blood. **s. character and consistency;** see in *appendix*, page 902. **s. coctum.** A mucopurulent, yellowish, thick, opaque s., rich in cells, characteristic of the second stage of acute catarrh and also of chronic catarrh. **s. examination, how to make;** see in *appendix*, page 901. **s., how to examine a fresh preparation;** see in *appendix*, page . **s., how to recognize alveolar cells;** see in *appendix*, page 902. **s., how to recognize Bacillus influenza;** see in *appendix*, page 903. **s., how to recognize Curschmann's spirals;** see in *appendix*, page 902. **s., how to recognize elastic tissue;** see in *appendix*, page 902. **s., how to recognize Charcot-Leyden crystals;** see in *appendix*, page 902. **s., how to recognize pavement epithelium,** see in *appendix*, page 902. **s. how to recognize pneumococcus;** see in *appendix*, page 903. **s., smear, how to make;** see *appendix*, page 902. [Lat., *spuere*, to spit.]

squama (skwa'mah). A scale or scalelike object. **s. temporalis.** The thin scalelike part of the squamous portion of the temporal bone. [Lat., *squama*, flake, scale.]

squamomastoid (skwa-mo-mas'toyd). Pertaining to both the squamous and the mastoid portions of the temporal bone.

squamoparietal (skwa-mo-par-i'e-tal). Pertaining to both the squamous portion of the temporal bone and the parietal bone.

squamosal (skwa-mo'sal). 1. Scalelike. 2. As a n., in the pl., in comparative anatomy, the squamous portion of the temporal bone. [Lat., *squama*, scale, flake.]

squamosphenoïdal (skwa'mo-sfen-oyd'al). Pertaining to both the squamous portion of the temporal bone and the sphenoid bone.

squamotemporal (skwa-mo-tem'po-ral). Pertaining to the squamous portion of the temporal bone.

squamous (skwa'mus). 1. Pertaining to or resembling scales or a scale. 2. Scaly; marked by the formation of scales or by desquamation. [Lat., *squamosus*, from *squama*, scale.]

squamozygomatic (skwa'mo-zi-go-mat'ik). Pertaining to the squamous portion and the zygomatic process of the temporal bone.

square measure. See in *appendix*, page 942.

squaw-vine. See *Mitchella*.

Squibb's diarrhea mixture. A m. containing tincture of opium, tincture of capsicum, spirits of camphor, chloroform, and alcohol.

squill. 1. The genus *Scilla*. 2. Of the U. S. Ph. and Br. Ph., the sliced bulb of *Scilla maritima* (*Urginea Scilla*). [Lat., *scilla*; Gr., *skilla*.]

Sr. The chemical symbol for the element, *strontium*.

stable (stab'il). Fixed; stable. [Lat., *stare*, to stand.]

stadium (sta'de-um), pl., *stadia*. See *stage* (1st def.). **s. amphiboles.** (*obs.*) The stage of a disease intermediate between its acme and its subsidence. **s. contagii.** See *s. prodromorum* (1st def.). **s. florescentiae.** The stage of development of the exanthem of an exanthematous disease. **s. floritionis.** The stage of an eruptive fever during which the exanthem is at its height. **s. incubationis.** See *stage of latency, under stage.* **s. initiale.** The initial stage of a disease. **s. prodromorum.** 1. In eruptive fevers the stage intervening between the inception of the fever and the appearance of the eruption. 2. In obstetrics, the premonitory stage of labor. [Lat.]

staff. 1. A grooved steel rod, straight or curved like a catheter, introduced into the urethra to serve as a guide to the knife in perineal lithotomy. 2. The group of medical s., connected with a hospital, such as administration s., house s., outpatient s., resident s., etc. [Old Eng., *staff, staffe, staf*; Ang.-Sax., *staef*.]

stage. 1. A definite period or condition in the course of a disease. 2. That accessory part of a microscope that serves to support the slide on which the material to be examined is laid, and to admit of the transmission of reflected light from below through the material. **algid s.** A period in diarrheal diseases marked by lowered temperature, retarded circulation, secondary nervous disorders. **first s. of labor.** That s. which is occupied by the dilatation of the cervix uteri. **mechanical s.** An adjustment for a microscope, holding a slide, by means of which the special field under observation can be recorded for future observation. **placental s. of labor, third s. of labor.** The s. that follows the expulsion of the child and ends with that of the placenta and the fetal envelopes. **pre-eruptive s.** Of an exanthem the time that elapses from the entrance of the poison into the system to the first appearance of the eruption. **second s. of labor.** The s. that begins when the cervix is completely dilated and ends with the expulsion of the fetus. **s. of latency.** The s. of an infectious disease between the infection and the manifestation of disease. [Old Eng., *stage*; old Fr., *estage*, a story, floor, stage.]

stag'gers. 1. See *gid*. 2. A disease of horses and cattle characterized by a staggering gait, usually called blind s.

stain. 1. A discoloration, or a discolored spot. 2. A pigment used for staining microscopic objects such as bacteria, minute animal parasites, and sections of normal or diseased tissues in order to make that substance capable of study under the microscope. The stains include many anilin dyes and various other chemical materials. They are described in detail in the various text-books devoted to bacteriology, pathology, histology, and medical zoölogy. 3. A preparation made

from various anilin, vegetable, or mineral dyes, and used to color microscopic organisms and histological and pathological tissues for purposes of microscopic study.

stain'ing. The act of impregnating a substance, especially a tissue under microscopic examinations, with pigments so as to distinguish the various structures of which it is composed. The principal s's used in microscopy are hematoxylin, carmin, ammonia carmin, picrocarmin, silver nitrate, gold chlorid, and the various anilin dyes (fuchsin, eosin, vesuvin, auramin, safranin, fluorescin, methylene blue, gentian violet, methyl violet, malachite green, etc.).

stalagmometer (stal-ag-mom'et-er). An instrument for measuring the size of drops. [Gr., *stalagmos*, a dropping, + *metron*, a measure.]

stammering (stam'mer-ing). Faltering in speaking; as often used, stuttering.

standard certificate of birth, see in *appendix, page*. **standard certificate of death,** see in *appendix, page*

standardization (stan-dard-i-za'shun).

The process of bringing a preparation to a fixed standard of strength or efficiency. **biological s.** S. by means of the reaction of living organisms to the agent tested. **physiological s.** Same as biological s.

stand'still. The quiescent state resulting from suspension of action, especially of motion. **expiratory s.** A condition in which the respiratory apparatus remains in the state seen at the close of an ordinary or labored expiration. **inspiratory s.** A condition in which the respiratory rhythm is so accelerated that the diaphragm remains tetanically contracted, and hence the lungs remain filled with air. It may be produced by strongly stimulating the central end of a divided vagus nerve. **respiratory s.** A suspension of the respiratory movements in either the inspiratory or the expiratory phase.

stan'nic. Containing tin as a tetrad radicle. [Lat., *stannicus*.]

stan'nous. Containing tin as a bivalent element.

stan'num. Latin for *tin*.

stapedectomy (stap-ed-ek'to-me). Excision of the stapes.

stapedial (stap-e'de-al). Pertaining to, or connected with, the stapes.

stapedius (stap-e'de-us). See *table of muscles, under muscle*.

stapes (sta'péz). The stirrup-shaped third ossicle of the middle ear. It consists of a collum and a head, or capitulum, on which there is a hollowed articular surface for the lenticular process of the incus, and from which two crura diverge, that end in an oval or bean-shaped foot plate. The longitudinal axis of the s. stands almost perpendicular to the longitudinal axis of the malleus and incus. [Lat., *stapes*, a stirrup.]

staphisagria (staf-is-ag're-ah). Of the U. S. Ph., the seed of *Delphinium s.*

- [Gr., *staphis*, dried grapes, + *agrios*, wild.]
- staphisagrin** (staf-is-a'grin). Probably a mixture of alkaloids from staphisagria.
- staphylagra** (staf-il'ag-rah). *Obs.* An instrument for seizing and removing the uvula. [Gr., *staphyle*, the uvula, + *agra*, a seizure.]
- staphylinus** (sta-fi-li'nus). See *table of muscles*, under *muscle*.
- staphylitis** (staf-il'i'tis). Inflammation of the uvula. [Gr., *staphyle*, the uvula, + *itis*, inflammation.]
- staphylo-** (staf'il-o). Combining form of Gr., *staphyle*, the uvula.
- staphylobacterin** (staf'il-o-bak'ter-in). The bacterial vaccine prepared from staphylococci.
- staphylococcemia** (staf'il-o-kok-se'me-ah). The condition produced by staphylococci in the blood. [*Staphylococcus*, + Gr., *aima*, blood.]
- staphylococchia** (staf'il-o-kok'se-ah). Skin suppurative or secondary infection caused by staphylococci.
- Staphylococcus** (staf-il-o-kok'us). A genus of *Schizomycetes* in which the spheres become arranged in irregular masses compared to clusters of grapes, of the family *Coccaceae*. The genera are described under *Micrococcus*. **S. pyogenes aureus**. The most common of the pyogenic microbes, being found in acute abscesses, empyema, boils, acute osteomyelitis, pyemia, etc. **S. pyogenes citreus**. A form with citron-yellow cultures. [Gr., *staphyle*, bunch of grapes, + *kokkos*, a kernel.]
- staphylolysin** (staf'il-o-li'sin). The hemolysin produced by the staphylococcus.
- staphyloma** (staf-il-o'mah). A more or less irregular protrusion of some one of the tunics of the eye, due to a thinning or to a perforation from previous ulceration. **anterior s.** See *s. corneae*. **ciliary s.** *S. scleroticae* in the ciliary region, due to intra-ocular inflammation usually affecting the uveal tract. **posterior s.** 1. See *s. scleroticae*. 2. See *conus* (2d def.). **s. corneae**. A bulging of the cornea, in whole or in part, from thinning of the membrane, with or without a preceding ulceration, due to injury or to a chronic inflammation of the cornea and usually of the iris, with abolition of the anterior chamber, adhesion of the iris to the posterior surface of the cornea, and increased tension. The cornea is opaque and occasionally thickened instead of thinned. According to some, the term is restricted to protrusion originating in prolapse of the iris and consisting of the iridic tissue replacing the cornea. **s. scleroticae**. A bulging of the sclerotic at any portion of its circumference, from thinning of the membrane due to long-continued intra-ocular inflammation with increased pressure. [Gr., *staphyloma*, from *staphyle*, a bunch of grapes, + *oma*, tumor.]
- staphyloplasin** (staf'il-o-plaz'min). The intracellular poison of the staphylococcus.
- staphyloplasty** (staf'il-o-plas-te). The plastic surgery of the palate. [Gr., *staphyle*, the uvula, + *plassein*, to mold.]
- staphylorrhaphy** (staf-il-or'raf-e). The operation of closing a cleft of the velum palati. [Gr., *staphyle*, the uvula, + *raphe*, a sewing.]
- staphylotomy** (staf-il-ot'o-mi). 1. Amputation of the uvula. 2. Abscission of a staphyloma. [Gr., *staphyle*, the uvula, + *tome*, cutting.]
- staphylotoxin** (staf'il-o-toks'in). A toxin produced by the *Staphylococcus*, which causes necrotic changes in the viscera.
- star**. See *aster*. **daughter s.**, **double s.** See *amphiaster*. **mother s.** See *aster*. **polar s's.** Radiating masses of the granules of the cell protoplasm during karyokinesis, seen at the poles of the nuclear spindles.
- star an'ise**. See under *Illicium*.
- starch**. A carbohydrate having the empirical formula, C₆H₁₀O₅; a white, shining, tasteless, and colorless powder, which, under the microscope, is seen to be made up of striated granules, differing in size, shape, and markings according to the source from which the s. is derived. It consists of a large number of molecules of the hexose, glucose, united with each other by the elimination of molecules of water. One of the polysaccharids. By the action of ptyalin it is converted into maltose, a reducing disaccharid. **animal s.** See *glycogen*. **corn s.** A variety of s. obtained from Indian corn, distinguished by the small size of its granules. It is valuable for its nutritive properties. **explosive s.** Xyloidin. **hepatic s.** See *glycogen*. **hydrated s.** S. reduced to a pasty consistency by the action of hot water. **iodized s.** See *amylum iodatum*, under *amylum*. **liver s.** See *glycogen*. **oat s.** A variety of s. found in oats. **potato s.** S. obtained from the potato. **rice s.** Flour of rice. **soluble s.** A modification of s., produced by the action of heat or chemical agents, which is soluble in cold water, but still gives a blue color with iodine. **s. gum.** See *dextrin*. **s. in stool, how to determine presence of;** see in *appendix*, page 906. **s. iodized.** A compound of s. with iodine. Whether a true s. iodid actually exists is uncertain, although the iodized s. of the U. S. Ph. and that prepared in other ways is supposed to contain such a compound. **wheat s.** S. obtained from wheat.
- starvation** (star-va'shun). The condition resulting from deprivation of food or from lack of food sufficient for nutrition. [Ang.-Sax., *steorfan*, to perish with hunger or cold.]
- sta'sis**. A condition of standstill in any of the body fluids, but especially the blood. This occurs in the capillaries in the early stage of inflammation before the migration of the white blood corpuscles. **diffusion s.** S. with diffusion of serum or lymph. **venous s.** A blood s. due to venous congestion. [Gr., *stasis*, a halt.]
- Stas-Otto method.** A method of separating alkaloids and ptomains. The substance is treated with twice its weight

- of 90 per cent. alcohol and about 20 grains of tartaric or oxalic acid. It is then filtered and evaporated and the residue is dissolved in absolute alcohol. The process of filtering and evaporating is then repeated and the residue dissolved in water alkalinized with sodium bicarbonate, the alkaloid being extracted with ether. [Stas, a Belgian chemist, 1813-1891.]
- state'ment.** A declaration. **ante-mortem s.** A declaration made just before death, with special reference to its medicolegal bearings. Such a s., when made with the consciousness and belief that death is impending, is held in law as equally binding with a s. made on oath.
- sta'tic.** 1. Pertaining to what is stationary or in a state of rest or equilibrium. 2. Pertaining to the standing posture. See *s. ataxia, under ataxia.* 3. Of electricity, the form of electrical charge produced by friction of non-conduction. [Gr., *istanai*, to cause to stand.]
- Statice** (stat'is-e). Sea lavender; a genus of plants of the *Plumbaginaceae*. **S. caroliniana.** Marsh rosemary. The root is astringent, and is used in aphthae, angina, etc. **S. limonium.** Common sea lavender. The root and leaves are tonic and astringent. [Gr., *statike*, astringent.]
- station** (sta'shun). Manner of standing.
- statometer** (stat-om'et-er). An instrument used to determine the amount of protrusion of an eye. [Gr., *statos*, placed, + *metron*, a measure.]
- sta'tus.** A condition, a stage. **s. epilepticus.** That state in which an epileptic has a number of fits in rapid and often regular succession. **s. gastricus.** See *gastricism* (2d def.). **s. hystericus.** The hysterical state or condition. **s. lymphaticus.** The condition found to account for sudden death (especially under ether), when there is persistence of the thymus gland and hyperplasia of the lymphatic apparatus. **s. praesens.** The condition of an individual at the time a note is made of it (used generally of his condition when he first comes under observation as a patient). **s. typhosus.** The asthenic, delirious condition observed in typhoid and certain other fevers; characterized by great prostration, subsultus tendinum, feeble, frequent pulse, low muttering delirium or coma vigil, and dryness with brown color of the tongue. [Lat., *stare*, to stand.]
- stavesacre** (stävz'a-ker). See *staphisagria*.
- steapsin** (ste-ap'sin). An enzyme obtained from pancreatic juice, capable of hydrolysing fat with the formation of glycerin and fatty acids.
- stearaldehyd** (ste-ar-al'de-hid). Stearic aldehyd.
- ste'arate.** A salt of stearic acid.
- stearerin** (ste-ar'er-in). A fatty substance, analogous to stearin, found in the grease of sheep's wool.
- stearic** (ste-ar'ik). Derived from, or contained in stearin. **s. acid.** See *under acid.* **s. aldehyd.** A body, $C_{17}H_{35}CHO$, bearing the same relation to s. acid that ordinary aldehyd bears to acetic acid, **stearin** (ste'a-rin). A derivative of glycerin in which one or more molecules of stearyl replace one or more molecules of hydroxyl. The term, when used without qualification, is understood to mean tri-stearin. [Gr., *stear*, *steatos*, stiff fat.]
- stearyl** (ste'a-ril). A medicament having fat as an excipient.
- stearopten** (ste-ar-op'ten). A comphorlike solid residue formed by the essential oils at a low temperature.
- stearrhea** (ste-ar-re'ah). Another name for seborrhoea. [Gr., *stear*, fat, + *roia*, a flowing.]
- stearyl** (ste'ar-il). The univalent radicle, $C_{17}H_{35}CO$, of stearic acid.
- steatite** (ste-at-it). Soapstone; granular magnesium silicate. [Gr., *stear*, fat.]
- steatodes** (ste-at-o'des). Fatty; abounding in fat.
- steatoma** (ste-at-o'mah). Another name for sebaceous cyst. [Gr., *stear*, fat, + *oma*, tumor.]
- steatomyces** (ste-at-om'is-es). A fatty fungous excrescence. [Gr., *stear*, fat, + *mykes*, a mushroom.]
- steatopyga** (ste'at-o-pi'gah). Great fatness of the buttocks. [Gr., *stear*, fat, + *pyge*, buttocks.]
- steatosis** (ste-at-o'sis). 1. Fatty degeneration. 2. A tendency to the formation of abnormal deposits of fat. 3. A cutaneous affection consisting in an anomaly of sebaceous secretion. 4. See *seborrhoea*. [Gr., *stear*, fat.]
- Steatozoön** (ste-at-o-zo'on). See *Demodex folliculorum*. [Gr., *stear*, fat, + *zoön*, an animal.]
- steel.** 1. A form of iron containing 0.6 to 1.9 per cent. of carbon susceptible of being tempered by exposure to heat and a subsequent cooling in water, oil, lead, mercury, etc. 2. As sometimes used in Great Britain, any medicinal preparation of iron.
- stega'no.** Combining form of Gr., *steganos*, covered.
- Stegomyia** (steg-o-mi'e-ah). A genus of mosquitoes, of the order *Diptera* and the family *Culicidae*. Its head and scutellum have flat scales, the legs are banded, and the thorax often shows lines of a white or yellowish color. It bites chiefly in the afternoon. It is found all over the world. **S. calopus.** A species with white bands on the legs and two median white lines with laterally curved silvery lines on the thorax. The palpi are short like those of *Culex* and the larvae have a long respiratory siphon. It spreads yellow fever by biting infected persons and sucking up the blood, and later on injecting the unknown cause of the disease into a healthy person, during the act of biting. **S. fasciata.** See *S. calopus*. [Gr., *stegos*, a chamber, + *myia*, a gnat.]
- Stella'ria me'dia.** Chickweed; it is somewhat astringent and was formerly used for a variety of purposes.
- stellate** (stel'lat). Star-shaped; having pointed parts, projecting all round, like a star as conventionally figured. [Lat., *stellatus*, from *stella*, a star.]

Stell'wag's sign. The widening of the palpebral angle in exophthalmic goiter. [*Carl Stellwag von Carion*, Viennese ophthalmologist, born, 1823.]

stem. A stalk; any stalklike structure or formation. **brain s.** The brain, less the pallium (or fissured portion) and the cerebrum. [*Ang.-Sax., stemma*, trunk.]

stenion (sten'e-on). A point at the end of the least transverse diameter of the skull in the temporal fossa. [*Gr. stenos*, narrow.]

steno- Combining form of *Gr., stenos*, narrow.

stenobregmate (ste-no-breg'mät). Having the upper fore part of the head narrow. [*Gr., stenos*, narrow, + *bregma*, the bregma.]

stenocardia (ste-no-kar'de-ah). See *angina pectoris*, under *angina*. [*Gr., stenos*, narrow, + *kardia*, the heart.]

stenocephalism, stenocephaly (sten-o-sef'al-izm, sten-o-sef'al-e). A condition in which one of the diameters of the head is unusually short. [*Gr., stenos*, narrow, + *kephale*, the head.]

stenocrotaphy (sten-o-krot'af-e). A narrowing of the temporal region of the skull. [*Gr., stenos*, narrow, + *krotaphos*, the temple.]

stenopecic (sten-o-pe'ik). Having a narrow opening. [*Gr., stenos*, narrow, + *ope*, opening.]

stenosis (sten-o'sis). A constriction; the narrowing of a canal, passage, or aperture, especially of one of the cardiac valves. **aortic s.** S. of the aortic valves, of the aortic orifice, or of the aorta itself. **cicatricial s.** S. caused by a cicatrix. **granulation s.** S. caused by an encroachment of granulations or by their contraction. **mitral s.** S. of the mitral valve or orifice or of both. [*Gr., stenos*, narrow.]

steno thorax (ste-no-tho'raks). Abnormal narrowness of the chest, causing the condition known as pigeon-breast. [*Gr. stenos*, narrow, + *thorax*, chest.]

stenotic (sten-ot'ik). Constricted, stric-tured.

Stenson's duct. Syn.: *parotid duct*. A duct about 2½ inches long, which conveys the secretion of the parotid gland into the mouth. It opens on the inner side of the cheek, nearly opposite the second upper molar tooth. [*Nicholas Stenson*, Danish anatomist, 1638-1686.]

stephanion (stef-a'ne-on). The point where the coronal suture crosses the temporal ridge. [*Gr., stephanion*, dim. of *stephanos*, crown.]

ster'co- Combining form of *Lat., stercus*, dung.

stercobilin (ster-ko-bi'lin). A coloring matter found in the feces; a product of change in the bile pigments thought by some to be identical with hydrobilirubin.

stercoraceous (ster-ko-ra'se-us). Pertaining to, of the nature of, or containing feces; caused by the retention of feces. [*Lat., stercus*, excrement.]

stercoral (ster'ko-ral). See *stercoraceous*.

stercorin (ster'ko-rin). A crystalline sub-

stance obtained from feces, similar to cholesterolin, from which Flint supposed it to be derived.

ster'cus. *Obs.* Fecal matter. [*Lat.*]

stereo- (ste're-o). Combining form of *Gr., stereos*, solid.

stereochemical (ste're-o-kem'ik-al). Of, or pertaining to stereochemistry.

stereochemistry (ste're-o-kem'is-tre). That branch of chemistry which treats of the arrangement of elements and groups of elements about an atom in the three dimensions of space. See *symmetrical carbon atoms*, under *atom*.

stereocyst (ster'e-o-sist). A cyst containing fatty matter. [*Gr., stereos*, stiff, + *kystis*, a bladder.]

stereognosis (ste-re-og-no'sis). The faculty of recognizing the nature of objects by handling them. [*Gr., stereos*, solid, + *gignoskein*, to know.]

stereometry (ste-re-om'et-re). The measurement of the contents of a solid body, or the capacity of a hollow space. [*Gr., stereos*, solid, + *metron*, a measure.]

stereomonoscope (ste're-o-mon'os-köp). An instrument devised by Claudet, consisting of a stereoscope in which, by means of two lenses, two stereoscopic images are thrown upon the same spot of a ground glass plate. [*Gr., stereos*, solid, + *monos*, alone, + *skopein*, to examine.]

stereophantoscope (ste're-o-fan'to-sköp). A panorama stereoscope in which, instead of pictures, rotating stroboscopic disks are inserted. [*Gr., stereos*, solid, + *phantos*, visible, + *skopein*, to examine.]

stereophoroscope (ste're-o-for'os-köp). An instrument devised by Czermak and used in investigating the theories of visual perceptions with special reference to the effects produced on different zones of the retina. [*Gr., stereos*, solid, + *phoros*, bearing, + *skopein*, to examine.]

stereoscope (ste're-o-sköp). An apparatus employed to produce the impression of projection or solidity in a picture by throwing two slightly different pictures of the same object on the two eyes, so that the right image falls on the right eye and the left image on the left eye. **Brewster's prismatic s.** See *Brewster*.

hinged s. A s. devised by Javal for the determination of the muscular balance.

lenticular s. A s. having, instead of convex prisms, ordinary convex lenses of about 200 mm. focus. In other respects it resembles Brewster's prismatic s. **Wheatstone's mirror s.** See *Wheatstone*. [*Gr., stereos*, solid, + *skopein*, to examine.]

steresol (ster'e-sol). An antiseptic varnish originated by Berlioz, consisting of 270 grams of purified shellac, 10 each of purified benzoin and balsam of Tolu, 100 of crystallized carbolic acid, 6 each of Chinese essence of canella and of saccharin, and alcohol enough to make 1,000.

sterigma (ster-ig'mah). Any of the radially arranged growths on the surface of conidia of aspergilli. [*Gr., sterigma*, support.]

sterile (ster'il). 1. Barren, unfruitful, un-

productive. 2. Freed from living microorganisms. [Lat., *sterilis*, barren, unfruitful.]

sterility (ster-il'it-e). The condition of being sterile. **facultative s.** The prevention of conception. **idiopathic s.** See *azoospermatisms*. **relative s.** S. in consequence of the fertilizing element being wanting or of the ovum not coming to maturity, there being no abnormal condition of the sexual organs. [Lat., *sterilitas*.]

sterilization (ster-il-i-za'shun). The act or process of rendering sterile or freeing material from bacteria or other organisms. It is usually performed by dry or moist heat. **fractional s.**, **intermittent s.** S. in which intervals elapse between the heating, so that the spores may develop into bacteria and be more easily destroyed.

sterilize (ster'il-iz). To render sterile and free from germs.

sterilized (ster'il-ized). Deprived of all living matter; rendered sterile.

sterilizer (ster'il-i-zer). An apparatus used for sterilizing. **dry air s.** An apparatus using only heated air for sterilization. **steam s.** An apparatus sterilizing by steam.

ster'nal. Pertaining to the sternum.

sternalgia (ster-nal'je-ah). Pain in or about the sternum. [Gr., *sternon*, the sternum, + *algos*, pain.]

sternalis (ster-na'l'is). See *sternal s. muscle*. (1) A muscle connected with the sternum, especially the s. *brutorum*; (2) See *triangularis sterni*, under *triangularis s. rectus*, s. *rutorum*, s. *thoracicus*. An anomalous muscle on the anterior surface of the sternum connected with the sternocleidomastoideus, pectoralis major, and rectus abdominis.

sterneber, **sternebra** (ster'ne-ber, ster'ne-brah). A subdivision or segment of the sternum. [Lat., *sternebra*.]

ster'no-. Combining form of Lat., *sternum*.

sternoclavicular (ster'nò-klav-ik'u-lar). Pertaining to the sternum and the clavicle.

sternoclavicularis (ster'nò-kla-vik-u-la-ris). See *sternoclavicular s. muscle*. See *table of muscles*, under *muscle*.

sternocleidomastoid (ster'nò-kli-do-mas'toyd). See *table of muscles*, under *muscle*.

sternodidymus (ster-no-did'im-us). See *sternopagus*. [Gr., *sternon*, the sternum, + *didymos*, double.]

sternodorsal (ster-no-dor'sal). Pertaining to or extending between the sternum and the back.

sternohyoideus (ster-no-hi-oi'de-us). See *table of muscles*, under *muscle*.

sternomastoid (ster-no-mas'toyd). Pertaining to the sternum and to the mastoid process of the temporal bone. **s. muscle**. See *table of muscles*, under *muscle*.

sternothyroideus (ster-no-thi-roid'e-us). See *table of muscles*, under *muscle*.

ster'num. The breastbone; a long, flat bone with which the clavicles and the

costal cartilages of the true ribs articulate in front. From its general resemblance to a sword, its broad upper part has been called the manubrium, or pre-sternum; and the middle part, the gladiolus, mucro, or mesosternum. [Gr., *sternon*, chest.]

sternutatio (ster-nu-ta'te-oh). (*obs.*) Sneezing. **s. convulsiva**. Paroxysmal or spasmodic sneezing. The act of sneezing may be repeated many times before the paroxysm ends, and is accompanied by a profuse watery secretion from the nose. [Lat., *sternutare*, to sneeze.]

sternutatory (ster-nu'ta-to-re). Pertaining to or promoting sneezing; a substance that causes or promotes sneezing.

ster'tor. Snoring. [Lat., *stertere*, to snore.]

stertorous (ster'to-rus). Snoring; characterized by stertor. [Lat., *stertere*, to snore.]

stethal (ste'thal). An alcohol, C₁₅H₃₇OH, found in small quantities as an ester in spermaceti.

stetho-. Combining form of Gr., *stethos*, chest.

stethometer (steth-om'et-er). Of Quain, an instrument for measuring the variations in size of the thorax. [Gr., *stethos*, the chest, + *metron*, a measure.]

stethometry (steth-om'et-re). The process of measuring the size of the chest.

stethomyitis (steth-o-mi-i'tis). Inflammation of the pectoral muscles. [Gr., *stethos*, the chest, + *mys*, a muscle, + *itis*, inflammation.]

stethophonometer (steth'of-on-om'et-er). *Obs.* A straight stethoscope having a sliding graduated tube to measure the intensity of an auscultatory sound. [Gr., *stethos*, the chest, + *phone*, a sound, + *metron*, a measure.]

stethopolyscopium (steth'o-pol-is-ko'peum). *Obs.* A stethoscope furnished with conducting tubes, so as to be used by several persons simultaneously. [Gr., *stethos*, the chest, + *polys*, many, + *skopein*, to examine.]

stethoscope (steth'o-skòp). An instrument for conveying to the ear for diagnostic purposes the sounds produced within the body. [Gr., *stethos*, the chest, + *skopein*, to examine.]

stethoscopic (steth-o-skop'ik). Pertaining to stethoscopy.

stethoscopy (steth-os'kop-e). Examination by means of the stethoscope.

stethy'lic al'cohol. See *stethal*.

sthenic (sthen'ik). Strong, forcible. [Gr., *sthenos*, strength.]

stibamin (stib'am-in). Hydrogen antimonid.

stibdiamy'l (stib-di'am-il). The radicle, Sb(C₂H₅)₂.

stibialism (stib'e-al-ism). Systematic poisoning by antimony. [Gr., *stibi*, antimony.]

stib'in. Hydrogen antimonid.

stibium (stib'e-um). Antimony.

stigma (stig'mah), pl., *stigmata*. 1. A punctiform spot or mark on the skin (see *mark* and *nevus*). 2. A red spot on the

skin with an elevated efflorescence at its center; an umbo. 3. A characteristic. 4. In botany, that part of the pistil of a flower which lacks the epidermis and receives the pollen. 5. Any mark or distinguishing feature, especially of disease or defect of the nervous system. **hysterical stigmata**. Psychical or somatic stigmata indicative of neurasthenia. **physical stigmata of degeneration**. Certain variations from the normal type in the configuration of the skull, extremities, or other portions of the body, indicating a low or vicious type of mental development. **stigmata degeneracionis**. See *physical stigmata of degeneration*. **s. folliculi**. A small non-vascular spot (the macula) near the middle of the thinner and more projecting part of a maturing graafian vesicle, formed by the convergence of minute blood vessels. **s. of the graafian vesicle**. See *s. folliculi*. [Gr., *stigma*, mark.]

still'born. Dead at the time of birth.

stillicidium lacrimarum. See *epiphora*.

Stillingia (stil-'lin/'je-ah). 1. A genus of euphorbiaceous shrubs. 2. Of the U. S. Ph., the root of *S. silvatica*. **S. sebifera**. Chinese tallow tree. The seeds, which yield a fixed oil used externally in medicine and for burning, are thickly coated with a white tallowy substance (stills-tearin, or Tangawang fat), said to be nearly pure stearin. **S. silvatica**. Its root, the *s.* of the U. S. Ph., is little used in scientific medicine. [From *B. Stillingfleet*, English botanist.]

Stilling's diffused nuclei pyramidales. Groups of ganglion cells lying on the inner side of the anterior pyramids of the medulla oblongata. **S's fibers**. Association f's of the cerebellum.

sti'tus. 1. See *pencil*. 2. Of the N. F., a paste pencil used for the local application of medicating substances. **s. diluibilis**. Of Unna, a pencil composed of dextrin, gum arabic or tragacanth, and some medicant; used in the local treatment of skin diseases. **s. unguens**. Of Unna, a pencil composed of rosin, wax, olive oil, and some medicament; used in skin diseases.

stimulant (stim'u-lant). Stimulating; as a n., an agent that stimulates; colloquially, an alcoholic liquor. See *stimulus*. **diffusible s.** A s. that, administered by the mouth, or hypodermically, acts quickly. [Lat., *stimulans*.]

stimulate (stim'u-lät). 1. To incite or urge on to increased action. 2. To treat with stimulants. 3. To incite to functional activity. [Lat., *stimulare*.]

stimulation (stim-u-la'shun). The act or process or result of stimulating. **unipolar s.** The stimulus to a nerve effected by the application of a single electrode of an induction apparatus; the other, much larger electrode being applied to some distant part. [Lat., *stimulatio*.]

stimulin (stim'u-lin). A substance in serum which favors the action of the

leukocytes and which is probably similar to an opsonin.

stimulus (stim'u-lus). 1. An agent or agency that stimulates. 2. The action or result of a stimulant; stimulation. **adequate s.** That special form of s. which excites the terminal filaments of a nerve distributed to an organ of sense. **artificial s.** Any form of s. other than the normal process, as heterologous s. **chemical s.** An irritation of the animal economy or of a separate muscle or nerve, produced by the application of a chemical agent. **heterologous s.** An extrinsic (mechanical, thermal, chemical, electrical) s. that acts upon the nervous elements of the sensory apparatus along their entire course. **homologous s.** See *adequate s.* **mechanical s.** An irritation of a nerve or muscle brought about by mechanical means, as by pinching or striking. [Lat., from Gr., *stigma*, a pricking.]

stink. A strong offensive smell. A disgusting odor; a stench. [Old Eng., *stinke*, from *stinken*, *stynken*, to smell.]

stipp'ling. In histology, a speckling of a blood-cell or other structure with fine dots when exposed to the action of a basic stain, due to the presence of free basophil granules in a cell protoplasm. See also in *appendix*, page 901.

stirpiculture (stir'pe-kul-tür). The systematic attempt at improving a race or stock by attention to the laws of breeding. [Lat., *stirps*, stock, + *cultura*, culture.]

stir'rup. See *stapes*.

stock. Direct line of descent; race, lineage, family. [Old Eng., *stocke*, *stokke*, *stok*.]

stoichiology (stoy-ke-ol'o-je). The scientific investigation of elements (especially of the chemical elements) or of elementary principles. [Gr., *stoicheion*, an element, + *logos*, understanding.]

stoichiometry (stoy-ke-om'et-re). The determination of the proportions in which elements combine to form compounds; also the determination of the atomic weight of the elements. [Gr., *stoicheion*, an element, + *metron*, a measure.]

Stokes-Ad'ams syn'drome. Permanent slowness of the pulse with attacks of giddiness, faintness, transient unconsciousness, or epileptoid seizures. This is caused by atrophy, degeneration or inflammation of the bundle of His, a structure which conveys the impulse of muscular contraction from the auricles to the ventricles. [William Stokes, Dublin physician, 1804-1878; Robert Adams, Glasgow physician, 1794-1861.]

Stokes' law. The l. that muscles situated beneath an inflamed serous or mucous membrane are paralyzed. **S's liniment**. See *linimentum terebinthinae aceticum*, under *linimentum*. **S's reducing agent**. A liquid made by adding ammonia in excess to a solution of a ferrous salt, therefore an ammoniacal solution of ferrous hydrate; used in physiology to reduce oxy-hemoglobin to hemoglobin. **S's solution**. An ammoniacal solution of ferrous sul-

phate which contains some tartaric acid. Used as a reducing agent in the spectroscopic blood test. [William Stokes, Dublin physician, 1804-1878.]

Stoltz's operation. Operation for cystocele by denuding a circular patch on the anterior wall of the vagina and closing with a purse-string suture, passed through the edges of the healthy mucous membrane. [Joseph Stoltz, French gynecologist, 1803-1896.]

stoma (sto'mah). 1. A mouth or opening. 2. A minute opening in a serous membrane, surrounded by a ring of small cuboidal cells and leading into a lymph vessel. [Gr., *stoma*, mouth.]

stomatocae (sto-mak'as-e). Any severe form of stomatitis, usually ulcerative. [Gr., *stoma*, the mouth, + *kakos*, evil.]

stomach (stum'ak). 1. A somewhat conical hollow viscus, with rounded ends, constituting the largest dilatation of the alimentary canal. It is concave above, convex below, with its larger end (the cardia) directed to the left side and situated higher than its smaller extremity (the fundus). On the left it connects with the esophagus, on the right with the duodenum. It lies close beneath the diaphragm, and extends on the right side nearly to the liver and below to a point about midway between the diaphragm and the umbilicus. When moderately distended it is about 12 inches long and about 5 inches wide at its widest part. It consists of four coats, known as the serous, muscular (made up of longitudinal, circular, and oblique fibers), submucous, and mucous, and is provided with glands concerned in digestion. **hourglass s.** An hourglass-shaped distortion of the s. from constriction of its median portion by a band of inflammatory tissue. **s. ache.** Pain in the s.; popularly, colic. **s. bucket.** Of Einhorn, a small silver acornlike vessel to which is attached a silk thread; used to obtain a specimen of the gastric contents. **s. contents, how to determine amount of organic acids and acid salts,** see in *appendix, page 905.* **s. contents, how to make examination of,** see in *appendix, page 903.* **s., how to determine size, position and motility of,** see in *appendix, page 905.* [Gr., *stomachos*, gullet, maw.]

stomachal (stum'ak-al). See *gastric*.

stomachic (stum-ak'ik). 1. Gastric. 2. Acting as a digestive tonic.

stomatalgia (stum-at-al'je-ah). Pain in the mouth. [Gr., *stoma*, the mouth, + *algos*, pain.]

stomatic (sto-mat'ik). Pertaining to a stoma or mouth; as a n., a medicine for affections of the mouth. [Gr., *stoma*, the mouth.]

stomatitis (stum-at-'tis). Inflammation of the mouth. **aphthous s.** Small, roundish, grayish white spots upon the buccal mucous membrane. **catarrhal s.** Inflammatory redness and swelling of the oral mucous membrane without ulceration. **corrosive s.** 1. See *gangrenous s.* 2. S. produced by the action of corrosive

substances. **diphtheritic s.** See *buccal diphtheria*, under *diphtheria*. **gangrenous s.** S. accompanied by gangrene. **mercurial s.** S. due to mercurial poisoning. **simple s.** An erythematous inflammation of the mouth, especially of its mucous membrane, which occurs in patches, and may be due to heat, cold, irritation of the teeth, etc. It is also caused at times by gastric derangement. **s. materna.** S. occurring during pregnancy or lactation, due to the enfeeblement of the system incident to those conditions. **ulcerous s.** S. occurring with ulceration. [Gr., *stoma*, the mouth, + *itis*, inflammation.]

stom'ato-. Combining form of Gr., *stoma*, *stomatos*, mouth.

stomatol (stum'at-ol). An antiseptic mouth wash containing terpineol, soap, alcohol, and glycerin, with aromatics.

stomatology (stum-at-ol'o-je). The pathology, etc., of the mouth, including dentistry. [Gr., *stoma*, the mouth, + *logos*, understanding.]

stomatomalacia (stum-at-o-mal-a'se-ah). A morbid softening of the structures of the mouth. [Gr., *stoma*, the mouth, + *malakia*, softness.]

stomatomycosis (stum-at-o-mi-ko'sis). *Obs.* Any mycotic affection of the mouth. [Gr., *stoma*, the mouth, + *mykes*, a fungus.]

stomatonecrosis (stum-at-o-ne-kro'sis). *Obs.* See *gangrenous stomatitis*, under *stomatitis*. [Gr., *stoma*, the mouth, + *nekrosis*, necrosis.]

stomatopathia, stomatopathy (stum-at-o-path'e-ah, stom-at-op'ath-e). Any disease of the mouth. [Gr., *stoma*, the mouth, + *patheia*, disease.]

stomatoplasty (stum'at-o-plas-te). The plastic surgery of the mouth. [Gr., *stoma*, the mouth, + *plassein*, to mold.]

stomatoscope (stum-at'o-skop). An apparatus for the visual examination of the mouth cavity. [Gr., *stoma*, the mouth, + *skopein*, to examine.]

stomodeum (sto-mo-de'um). The primitive mouth of the embryo, being the common cavity of the mouth and the nose. [Gr., *stoma*, mouth, + *daiein*, to divide.]

stomoschisis (sto-mos'kis-is). Fissure of some oral structure, especially cleft palate. [Gr., *stoma*, the mouth, + *schisis*, a cleaving.]

Stomoxys calcitrans (sto-mok'sis kal'sit-ranz). A biting fly resembling the domestic fly, which may possibly transmit filariasis to human beings.

stool. The matter evacuated from the bowels; also the act of having the bowels move. **bilious s's.** Discharges in diarrhea, becoming yellowish or yellowish brown; darker after exposure to the air. **fatty s's.** S's in which fat is present, observed in diseases of the pancreas. **pea-soup s's.** The typical appearance of the typhoid diarrheal s. **rice-water s's.** Watery s's of serum containing detached epithelium and liquid feces, resembling rice-water; observed in cholera. **s. examination, how to make,** see in *appendix, page 905.* **s., how to determine**

presence of fat, see in appendix, page 906. s., how to determine presence of starch, see in appendix, page 906. s., how to determine reaction of, see in appendix, page 907. s., how to find parasites, see in appendix, page 906. s., how to recognize meat fibers, see in appendix, page 906. s., how to recognize various ova, see in appendix, page 907.

stopping. The operation of plugging a dental cavity.

storax. 1. True s.; a fragrant solid resin, somewhat like benzoin, obtained from the stem of *Styrax officinalis*. It was highly esteemed by the ancients, but does not now occur in commerce. 2. See *liquid s.*
liquid s. A mixture of resins obtained from the trunk of *Liquidambar orientalis*. Liquid s. is stimulant and expectorant, but is now rarely used, except, mixed with linseed oil, as an application in scabies and as an ingredient of the compound tincture of benzoin [U. S. Ph.].

storetin (sto'res-in). A substance, $C_{38}H_{58}O_8$, forming an important constituent of liquid storax and occurring in two isomeric forms.

stork sheeting. A form of waterproof cotton cloth used in midwifery.

stovain (sto-va'in). Benzoyl-ethyl-dimethyl-aminopropanol hydrochlorid, $C_{14}H_{22}O_2NCl$. It is closely related to alypin, having an anesthetic action about equal to that of cocain.

strabismic (stra-biz'mik). 1. Pertaining to strabismus. 2. Affected with strabismus.

strabismometer (stra-biz-mom'et-er). An instrument for measuring the amount or degree of deviation from the normal position in a squinting eye. [Gr., *strabismos*, squinting, + *metron*, a measure.]

strabismus (stra-biz'mus). Squinting; cross-eye; an inability to bring the visual axes of both eyes to bear simultaneously on one point, the axis of vision of one eye always deviating in a certain direction from the object. **alternating s.** S. affecting either eye alternately. **apparent s.** Convergent or divergent s. in which neither eye moves when the other is closed; due to retinal incongruence. **concomitant s.** S. in which the movements of the squinting eye accompany those of the normal one, but cannot fix it properly. **convergent s.** That variety of s. in which one eye deviates inward toward the nose. **divergent s.** S. in which one eye deviates outward toward the temple. **paralytic s.** S. due to paralysis of an ocular muscle. **periodic s.** S. observed in hypermetropia or myopia, occurring only when accommodation is made for near points, but not when fixation is made for distance. **spastic s.** S. due to spastic contraction of an ocular muscle. s. **supernus, s. sursumbergens, upward s.** S. in which the squinting eye turns upward beyond the point of fixation of the other eye. [Gr., *strabismos*.]

strabotomy (stra-bot'o-me). The opera-

tion for the cure of strabismus, consisting of cutting the tendon of the contracted muscle. [Gr., *strabismos*, + *tome*, a cutting.]

straight-pin. An artificial tooth with the pins securing it arranged vertically. The opposite of "cross-pin."

strain (strän). 1. Excessive use or exercise of a part of the body so that its efficiency is thereby impaired. 2. The resulting injury from such over-use. **cardiac s.** Cardiac irritability due to severe or protracted exercise or labor. **eye s.** Straining of the accommodation of the eye, also any morbid condition resulting therefrom. [Lat., *stringere*, to draw tight.]

strait (strät). A contracted passage. **inferior s. of the pelvis.** The lower contracted portion of the pelvic canal; bounded in front by the lower extremity of the symphysis pubis, behind by the tip of the coccyx, and on each side by the lower border of the ischium. **superior s. of the pelvis.** The brim, or inlet, of the pelvis; the upper boundary of the true pelvis. [Ang. Sax., *streccan*, to stretch.]

Stramonium (stra-mo'ne-um). 1. Of Tournefort, the genus *Datura*. 2. Of Baillon, a section of *Datura*. 3. *Datura s.* 4. Of the U. S. Ph., the leaves of *Datura s.* They are required to contain at least 0.25 per cent. of mydriatic alkaloids. **extractum stramonii.** An extract made from seeds of S. or of *Datura s.* It is required to contain 1.0 per cent. of mydriatic alkaloids [U. S. Ph.]. **extractum stramonii fluidum.** Fluid-extracts of s. containing 0.25 per cent. of mydriatic alkaloids. **Stramonii folia.** The leaves of *Datura s.* [Br. Ph.]. s. **seed.** The seeds of *Datura s.* [Br. Ph.]. **tinctura stramonii.** A 10 per cent. [U. S. Ph.] or a 20 per cent. [Br. Ph.] tincture of s. leaves. The U. S. Ph. tincture is required to contain 0.025 per cent. of mydriatic alkaloids. **unguentum stramonii.** An ointment containing 10 per cent. of the extract of s. [U. S. Ph.]. [Lat.]

strangles (stran'gls). In the horse, a febrile disease generally attacking young animals and terminating in the formation of an abscess or abscesses in the areolar tissue of the submaxillary space. The symptoms of choking give rise to this name.

strangulated (strang'u-la-ted). In a state of strangulation.

strangulation (strang-u-la'shun). 1. The act of choking; the state of being asphyxiated by choking. 2. A constriction; the state of being constricted so as to endanger the life of the part shut off by the stricture. [Lat., *strangulare*, to choke.]

strangury (strang'gu-re). Urination by painful, spasmodic effort. [Gr., *stragx*, a drop, + *ouron*, urine.]

strapping. 1. The process of applying straps; specifically, that of subjecting a part to compression or giving it support by the methodical application of

strips of adhesive plaster. 2. Strips of adhesive plaster, also any material for use as straps.

stratum (stra'tum). Pl., *strata*. See *layer*.
external molecular s. A thin layer of fibrillae, with intervening granular matter, connected with the lateral branches of Müller's fibers. **ligneous s.** One of the layers (observed on cross section of the trunk of a tree as annual rings) forming the woody, solid portion of a dicotyledonous plant. **s. adiposum.** A layer of subcutaneous tissue containing fat. **s. cellulolum (placentae).** The cellular layer of the maternal placenta, as distinguished from the s. spongiosum. **s. cellulolum of the cochlea.** The cellular layer found in the spiral canal of the cochlea, which brings about the connection of the nerve bundles entering the cochlea with those in the lamina spiralis. **strata cerebelli primaria.** The principal laminae, or folia, of the cerebellum. **s. ciliare.** The portion of the orbicularis palpebrarum that is situated along the margin of the lid. **s. cinereum.** The second layer of gray matter in the anterior corpora quadrigemina, sometimes described as the nucleus. **s. convolutum.** An important layer of large pyramidal cells seen in a section through the hippocampus major. It is prolonged into the pes hippocampi, its free border forming the point of the uncus. **s. corneum (epidermidis).** The true epidermis; the corneous or most superficial layer of the epidermis, consisting of transparent flattened cells, closely packed together and devoid both of nuclei and of granules. **s. cutaneum.** The external dermic layer of the membrana tympani. **s. cylindricum.** The layer of columnar cells in the rete mucosum next the corium. **s. fibrillosum.** The innermost s. of the retina, made up of fibers of the optic nerve consisting of axis cylinders only. **s. gangliosum (retinae).** A layer of multipolar, nucleated ganglion cells external to the expansion of the optic nerve. **s. gelatinosum.** The fourth layer in the olfactory bulb, consisting of large ganglion cells with branching processes. **s. germinativum.** See *germinal spot* under *spot*. **s. glomerulosum.** The second layer of the olfactory lobe, counting from the ventral side. **s. granulosum.** A layer of very small cells or of cells containing many granules, such as (1) the layer of minute cells in the cerebellum between the cells of Purkinje and the medullary substance; (2) a layer of minute ganglion cells imbedded in a mass of medullated nerve fibers found in the olfactory lobe between the medullary ring and the s. gelatinosum; (3) the s. of small cells in the cerebral cortex between the formation of the cornu Ammonis and the claustral formation; (4) the s. granulosum epidermidis. **s. granulosum epidermidis.** A layer of lozenge-shaped or trapezoid-shaped cells containing numerous coarse roundish granules of eleidin that strongly

refract light and render the epidermis more or less opaque. It covers the rete mucosum, and is itself covered by the s. lucidum. **s. granulosum (retinae) externum.** A layer of several strata of oval nuclei contained in a reticulated matrix immediately internal to the membrana limitans externa, which have processes connected with a retinal rod or cone. **s. horizontale.** That portion of the arciform fibers which covers the surface of the anterior pyramids immediately adjacent to the anterior median fissure. **s. lacinosum, s. lacunosum.** A layer of loose nerve fibers and lymph spaces seen in a section made through the hippocampus major, continuous with the s. radiatum. **s. lemnisci (tegmenti).** See *inferior lemniscus* under *lemniscus*. **s. ligneum.** See *ligneous s.* **s. lucidum.** A translucent layer of the epidermis, consisting of from four to six layers of clear transparent cells, with indefinite outlines and traces of a nucleus. **s. malpighianum, s. Malpighii.** See *rete mucosum* under *rete*. **s. marginale.** A thin medullary lamina of nerve substance on the upper free surface of the fascia dentata. **s. medianum.** A layer of nerve fibers which pass horizontally through the spinal cord, connecting the anterior and posterior extremities of the arciform fibers. **s. medianum horizontale.** See *s. horizontale*. **s. medianum horizontale pontis Varolii.** The raphe of the pons Varolii. **s. moleculare.** 1. Any layer appearing to be composed of minute granules without definite structure. 2. A thin layer of finely reticulated neuroglia, devoid of nerve cells, between the s. lacunosum and the superficial medullary lamina in the hippocampus major. 3. The second layer of the cerebral cortex, consisting mainly of neuroglia and fine nerve fibers with but few ganglion cells. **s. mucosum (epidermidis).** See *rete mucosum* under *rete*. **s. musculare circulare urethrae.** Muscular fibers beneath the constrictor urethrae, surrounding the membranous portion of the urethra. **s. musculare urethrae (or transversum) superius.** Muscular fibers embracing the prostate, continuous with the s. musculare circulare urethrae. **s. of Remak.** A narrow layer of medullated nerve fibers just beneath the first layer of the cortex cerebri. **s. of visual cells.** A retinal layer, subdivided into the bacillary layer, the membrana limitans externa, and the internal granule layer. **s. olfactorium.** The ventral layer of the olfactory bulb, consisting of olfactory nerve fibers. **s. opticum.** The third layer of fine nerve fibers in the corpora quadrigemina. **s. profundum pontis.** Deep transverse fibers of the pons Varolii. **s. proligerum.** The discus proligerus, including the cumulus proligerus. **s. radiatum.** One of the deep layers of the hippocampus major, consisting of radiating nerve fibers. **s. reticulare.** See *reticular formation* under *formation*. **s. spinosum.** A layer of prickle cells. **s.**

spinous epidermidis. The rete mucosum, especially the portion of it made up of prickle cells. **s. spongiosum (placenta).** The spongy layer of the maternal placenta. **s. striatum.** A layer of nerve fibers forming the inner lamina of the hippocampal gyrus. **s. superficiale pontis.** Transverse bundles of fibers upon the ventral surface of the pons Varolii. **s. uteri infravasculare.** The portion of the inner muscular layer of the uterus internal to the s. vasculare. **s. uteri submucosum.** The portion of the inner muscular layer of the uterus immediately beneath the mucous membrane. **s. uteri subserosum.** The outer muscular layer of the uterus. **s. uteri supravasculare.** The portion of the inner muscular layer of the uterus consisting principally of longitudinal fibers. **s. (uteri) vasculare.** The middle portion of the inner muscular layer of the uterus, made of interlacing fibers and blood vessels. **s. vasculosum cutis.** That portion of the corium just beneath the papillae, occupied by a network of blood vessels which run parallel to the surface and from which vascular loops are distributed to the papillae. **s. zonale corporis quadrigemini.** A thin layer of white nervous tissue upon the outer surface of the corpus quadrigeminum. **s. zonale corporis striati.** A thin layer of intercrossing nerve fibers and bundles on the free surface of the striatum and callosum. [Lat., from *sternere*, to spread out.]

straw mite dermatitis. An inflammation of the skin produced by an almost microscopic mite found in straw. It is characterized by intense itching and the presence of urticarial wheals, sometimes by macules or papules, most of which are surmounted by a characteristic central minute vesicle, which quickly becomes pustular. The eruption appears about 16 hours after exposure and is most abundant on the trunk.

streak. A line or stripe. **germinal s. See primitive s. medullary s.** See *medullary groove*, under *groove*. **primitive s.** Syn.: *axial plate*, *primitive trace*. In embryology, a temporary structure consisting of a sickle-shaped opacity (which becomes a straplike thickening) of the germinal disk of the blastoderm, starting from that side of the disk which afterward becomes the narrow end, and gradually extending to or beyond the center of the transparent area; a linear or straplike mass of cells formed by direct proliferation from the lower (inner) cells of the epiblast, constituting the origin of the mesoblast. It is the first indication of the lineaments of the future embryo. Supposed by some writers to be the vestige of a blastopore. [Ang-Sax., *strica*, line, from *strican*, to go.]

streamless. Devoid of electrical currents (said of fresh, intact muscles, which do not manifest the active phenomena of dying or injured muscles). See *difference theory*, under *theory*.

strep'to-. Combining form of Gr., *streptos*, twisted.

streptobacillus (strep-to-ba-sil'lus). A bacillus growing in chains.

Streptobacteria (strep-to-bak-te're-ah). A group including all bacteria in twisted chains.

streptobacterin (strep-to-bak'ter-in). The vaccine produced from the streptococcus.

streptococcal (strep-to-kok'al). Pertaining to or due to a streptococcus.

streptococemia (strep-to-kok-se'me-ah). A morbid condition caused by the presence of streptococci in the blood. [Gr., *streptos*, twisted, + *kokkos*, a kernel, + *aima*, blood.]

streptococcus (strep-to-kok'us). A member of the *Schizomycetes*, of the family *Cocccaceae* and the genus *Streptococcus*. Its individual members divide in one plane and its special characteristic is the formation of long chains of cocci. **S. angiosus.** A pathogenic type most commonly found in the throat in scarlet fever and other throat affections. The various types of this genus are differentiated by fermentation tests with various sugars and the presence or absence of hemolysis and pathogenesis. **S. equinus.** A type characteristic of the intestines of herbivora. **S. erysipelatos.** The exciting agent of erysipelas, a minute coccus, 0.3 to 0.4 μ in diameter, resembling *S. pyogenes*. **S. faecalis.** A type characteristic of the human intestine. **S. mucosus capsulatus.** A species resembling the *S. pyogenes*, but possessing a mucoid capsule. **S. mitis.** A type found in human saliva and feces, but not usually associated with disease. **S. pyogenes.** This organism was discovered by Fehleisen in 1883 and is found in erysipelas, abscesses, cellulitis, septicemia, and fibropurulent inflammation of the serous and mucous membranes. It forms short or long chains which stain by Gram's method and its colonies on agar plate cultures appear as fine gray pin-point dots. It forms a beaded growth in stab cultures of gelatin without liquefaction, milk is acidulated, a flabby growth occurs in bouillon, and an insoluble growth occurs on potato. No spores are formed; motility is negative, and it differs from the *Diplococcus pneumoniae* in not acidulating and coagulating inulin-serum water. The organism will produce local inflammation and bacteremia in mice, guinea-pigs, rabbits; in human beings it produces abscesses, cellulitis, bacteremia, bronchopneumonia, and inflammation of the serous or mucous membranes. A powerful hemolytic substance is produced by the organism and it also possesses an intracellular proteid toxin. **S. salivarius.** The most common type present in the mouth. [Gr., *streptos*, twisted, + *kokkos*, kernel.]

streptocolysin (strep-to-coll'is-in). An hemolysin derived from a streptococcus.

streptocosis (strep-to-ko'sis). Infection by streptococci.

streptomycosis (strep-to-mi-ko'sis). Infec-

tion with a streptococcus. [Gr., *streptos*, twisted, + *mykes*, fungus.]

streptosepticemia (strep'to-sep-tis-e'me-ah). Septicemia produced by the streptococcus.

Streptothrix (strep'to-thriks). Syn.: *Nocardia*. A genus of the *Schizomycetes*. See *Actinomyces* and *Nocardia*.

S. leproides. An organism cultivated from a leprotic tubercle and the family *Chlamydo-bacteriaceae*.

S. mycetomi. Syn.: *Madurella m.* The species causing Carter's black mycetoma. [Gr., *streptos*, twisted, + *thrix*, hair.]

stretch'er. 1. A hand litter. 2. An extension apparatus.

ambulance s. A portable folding s. that may be carried in an ambulance.

hospital s. A folding, rigid, or wheeled hand s. used for transportation of the sick in the hospital. [Old Eng., *streechen*.]

stria (stri'ah). Gen. and pl. *striae*. A fine line (e. g., a ridge, or streak of color; especially one of a number of such lines when they are parallel).

acoustic striae, auditory striae. A series of transverse white lines on the floor of the fourth ventricle at its lower part. They arise near the median line and extend outward, uniting with the auditory nerve roots.

s. alba tubervis. A bundle of fibers, about 1 mm. broad, stretching quite superficially from the corpus mamillare over the tuber cinereum and disappearing beneath the chiasm some 4 or 5 mm. from the mesal border of the crista. It turns outward beneath the optic tract to the fornix, of which it should be regarded as a detached fasciculus.

s. cornea. See *tenia semicircularis* under *tenia*.

striae et maculae atrophicae. So-called lineae albicantes. Whittish lines and spots which are seen on the skin, usually as a result of stretching as in pregnancy or suddenly occurring obesity.

s. germinativa. See *nasal genital points*, under *points*.

striae gravidarum. Lineae albicantes due to pregnancy.

striae longitudinales cordis. Nearly vertical muscular fibers in the upper half of the posterior longitudinal furrow of the heart.

striae longitudinales Lancisii. The nerves of Lancisi; anteroposterior white fibers on the upper surface of the corpus callosum on each side of the raphe, continuous with the peduncles of the septum lucidum.

striae longitudinales laterales. Longitudinal white fibers near the margins of the corpus callosum parallel to the striae longitudinales mediales.

s. longitudinalis medialis. The nerves of Lancisi; anteroposterior white fibers on the upper surface of the corpus callosum on each side of the raphe.

s. medullaris ascendens. A white s. at the upper part of the floor of the fourth ventricle, regarded as an accessory motor root of the trigeminal nerve or of the auditory nerve.

s. medullaris thalami. An oblique furrow on the upper surface of the optic thalamus.

striae of Retzius. Brown stripes parallel to the edge of a tooth, probably indicating the formation

of the layers of enamel.

striae of Schriger. Irregular lines crossing the striae of Retzius.

s. olfactoria. One of the roots of the olfactory nerve.

s. olfactoria lateralis. The external root of the olfactory nerve.

s. olfactoria medialis. The internal root of the olfactory nerve.

s. pinealis. The anterior peduncle of the pineal gland.

s. semicircularis, striae semilunares. See *tenia semicircularis* under *tenia*.

striae transversales (Willisii). Transverse ridges upon the upper surface of the corpus callosum marking the general direction of its fibers.

s. vascularis. The concave surface of the membranous cochlear canal where it is connected with the spiral ligament of the cochlea. [Lat., *stria*, ridge.]

striate, striated (stri'at, stri'a-ted). Striped, streaked, marked with striae. [Lat., *striatus*.]

stricture (strik'tür). A contracted part of a narrow tube, duct, or passage.

ciatricial s. A s. due to cicatricial contraction.

impassable s. A s. in which the passage is so tortuous and contracted that a filiform bougie can not be passed through it.

phantom s., spasmodic s. A s. due to muscular spasm and not to organic change. [Lat., *stricture*, a contraction, from *stringere*, to draw tight.]

stri'dor. A harsh shrill sound. [Lat., *stridere*, to make a creaking sound.]

strig'ment. Literally, that which is scratched or scraped off; filth or dirt scraped off, especially from the skin after a bath or athletic exercise. [Lat., *stringere*, to strip off.]

stroboscope (stro'bo-sköp). See *zoetrope*. [Gr., *strobos*, a whirling round, + *skopein*, to examine.]

stroke. A blow; a sudden attack of disease, especially of paralysis or apoplexy.

heat s. See *hyperpyrexia* and *insolation*.

paralytic s., s. of apoplexy. See *apoplexy*. [Ang.-Sax., *strac*.]

stroma (stro'mah). 1. The tissue or combination of tissues forming the principal mass of an organ and serving as a kind of matrix or support for its special anatomical elements. 2. The cell body of nucleated red blood corpuscles, or, in mammalian red blood corpuscles, the entire mass of the corpuscle exclusive of the coloring matter. [Gr., *stroma*, a coverlet.]

Strongyloides stercoralis intestinalis (stron-jil-oyd'es ster-ko-ral'is in-tes-tin-al'is). The proper term for *Anguillula intestinalis* et *stercoralis*. See *Anguillula*.

Strongylus (stron'jil-us). Syn.: *Hamularia*. A genus of the *Nemathelminthes* and of the family *Filaridae*. The mouth is nude and the esophagus dilated posteriorly.

S. bronchialis. Syn.: *Filaria lymphatica*. A yellowish viviparous worm, from $\frac{1}{35}$ to $\frac{1}{50}$ inch broad, the male being $\frac{1}{2}$ inch long and the female of double that length. It has been found occasionally in the lungs and bronchial glands of man.

S. Gibsoni. A species found in the feces of a Chinaman.

S. gigas. See *Eustrongylus gigas*.

S. re-

nalis. See *S. gigas*. [Gr., *stroggylos*, round.]

strontia (stron'shah). Strontium oxid, SrO; analogous in structure and chemical properties to lime.

strontium (stron'she-um). A bivalent element allied to calcium, found in various minerals and in some mineral waters. Sp. gr., 2.5; atomic weight, 87.2; symbol, Sr. Several of its salts are antiseptic. The bromid and the iodid are used like other bromids and iodids; the carbonate has been recommended as a dentifrice; the lactate and the salicylate are reputed intestinal antiseptics; the phosphate is a tonic; and a double sulphate of s. and caffein is known as symphoral. **ammonium and s. arsenate.** The compound $2\text{Sr}(\text{NH}_4)\text{AsO}_4 + \text{H}_2\text{O}$. **s. bromid.** A soluble salt of strontium and bromin [U. S. Ph.]. **s. iodid.** A very soluble salt of s. and iodin. Its nature is like that of the alkali iodids [U. S. Ph.]. **s. salicylate.** A soluble salt of s. and sodium salicylate. Its action is like that of sodium salicylate [U. S. Ph.].

strophanthidin (stro-fan'thid-in). A decomposition product of strophanthin.

strophanthin (stro-fan'thin). An intensely bitter glucosid obtained from *Strophanthus*, which has a digitalis action. The U. S. Ph. recognizes only that obtained from *Strophanthus Kombé*, but the s. of commerce is obtained largely from other species of *Strophanthus*. S. is freely soluble in water and may be used intravenously, or intramuscularly, but the subcutaneous injection of it is quite painful. It is much less active when given by the mouth than when injected by either the veins or the muscles. The oral dose for man has never been determined with any degree of precision. **crystalline s.** A name applied to ouabain. **gratus s.** A name applied to ouabain or to crystalline s. obtained from *s. gratus*. Also written g-strophanthin.

Strophanthus (stro-fan'thus). 1. A genus of the *Apocynaceae*. 2. Of the U. S. Ph., the seeds of *S. Kombé*. **S. hispidus.** A Gaboon species identified by some with *S. Kombé*. The seeds contain strophanthin, and probably do not differ in properties from those of *S. Kombé*. **S. Kambé, S. Kombé.** A weedy climber of Gaboon, where the seeds and those of other species are used as an arrow poison (kombé inée, or onage), which acts directly on the heart muscle. They contain strophanthin. The tincture is used as a heart tonic like digitalis. An extract is official in the Br. Ph. **S. seeds.** See *S.* [Br. Ph.]. [Gr., *strophos*, a twisted cord, + *anthos*, a flower.]

strophulus (strof'u-lus). Another name for *miliaria rubra*, **s. albidus.** Another name for *milium*. **s. pruriginex.** Another name for *prurigo*. [Lat., dim. of *strophos*, from Gr., *strophos*, twisted.]

struct'ural for'mula. A representation of a chemical compound in which the

arrangement of atoms in the molecule is chosen.

struma (stru'mah). 1. Scrofula. 2. Goiter. A word seldom used at the present time. [Lat., *struere*, to build, to pile up.]

strumiprivirus (stru-mip-ri'vus). Deprived of the thyroid gland; of a morbid condition, due to loss of the thyroid gland. See *cachexia strumipriva* and *myxedema*. [Lat., *struma*, goiter, + *privirus*, deprived of.]

strumous (stru'mus). Pertaining to, affected with, or of the nature of struma. [Lat., *strumosus*.]

strychnia (strik'ne-ah). See *strychnin*. **strychnin** (strik'nin). An alkaloid, $\text{C}_{21}\text{H}_{22}\text{N}_2\text{O}_2$, obtained from the seeds of *Strychnos nux-vomica*, occurring as small, four-sided prisms or rectangular octaetra or as a crystallin powder, having neither color nor odor, but an exceedingly bitter and persistent taste. The nitrate and the sulphate are official in the U. S. Ph., the hydrochlorid in the Br. Ph. S. and its salts enter into a large number of preparations. List of poisons and their antidotes, see in *appendix*, page 940. **liquor strychninae acetatis.** Hall's solution of s. Each fluid ounce of this solution contains 1 gr. of s. acetate [N. F.]. **liquor strychninae hydrochloridi.** This is a 1 per cent. solution of s. hydrochlorid [Br. Ph.]. *Caution.* The British solution is nearly 5 times as strong as that of the N. F. [Lat., *strychnina*.]

strychnium (strik'ne-um). A univalent radicle, $\text{C}_{21}\text{H}_{22}\text{N}_2\text{O}_2$, bearing the same relation to strychnin that ammonium bears to ammonia.

Strychnos (strik'nos). A genus of the *Loganiaceae*. **S. castelnaeana.** A species growing on the upper Amazon; it furnishes a variety of curare. **S. ignatia, S. Ignatii.** St. Ignatius's bean; a tree indigenous to the Philippine Islands. The hard, bony, inodorous, bitter seeds, the ignatia of the U. S. Ph., 1880, which have the same properties as nux-vomica, contain strychnin and brucin. **S. nux-vomica.** The source of nux-vomica; a tree indigenous to the East Indies, Indian Archipelago. **S. tiente.** The most poisonous species, a Javanese shrub. The root bark contains strychnin and is used to prepare an arrow poison known as upas tiente (not to be confounded with the upas antiar). **S. toxicaria, S. toxifera.** A tree indigenous to British Guiana and the upper regions of the Orinoco and Amazon. It yields a variety of curare. [Gr., *strychnos*.]

stump. The part that is left after a portion of an organ has been removed by amputation or otherwise. **conical s.** A troublesome condition, the result of insufficient flap, of sloughing, or of retraction of muscles, by which the bone is left after an amputation to be covered by granulation tissue. [Old Eng., *stumpe, stompe*.]

stupe. A cloth dipped in a liquid to be

- applied as a fomentation. [Lat., *stupa*, tow.]
- stupefacient** (stu-pe-fa'se-ent). Producing stupor. [Lat., *stupefacere*, to make numb.]
- stupefaction** (stu-pe-fak'shun). 1. The act of making or becoming stupefied or insensible. 2. Stupor, narcosis. [Lat., *stupefacere*, to make numb.]
- stupor**. A state of apathy with drowsiness. [Lat.]
- stuporous** (stu'po-rus). 1. In a state of stupor. 2. Attended with stupor.
- sturin**. The protamin prepared from the spermatozoa of the sturgeon.
- stuttering** (stat'ter-ing). A defect in speech in which there is a spasmodic repetition of the same syllable. **aphasic s.** The s. of aphasic persons. It is more or less spasmodic in character.
- stye**. See *hordeolum*.
- style** (stile). See *stylet*. **lacrimal s.** A stylet made of lead or flexible silver, usually solid, though sometimes tubular, which is introduced through the lacrimal canal and sac into the nasal duct. It is intended to be worn for a length of time in order to maintain the caliber of the duct after a stricture has been divided.
- stylet** (sti'let). 1. A probe. 2. A wire or slender rod passed through a trocar or catheter, for purposes of perforation or of stiffening. [Lat., *stylus*, a pointed instrument.]
- styloglossus** (sti-lo-glos'us). See *table of muscles*, under *muscle*. [Styloid + Gr., *glossa*, tongue.]
- stylohyoid, stylohyal** (sti-lo-hi'oyd, sti-lo-hi'al). Pertaining to the styloid process of the temporal bone and to the hyoid bone. **s. muscle**. See *table of muscles*, under *muscle*.
- stylohyoideus** (sti''lo-hi-oyd'e-us). See *table of muscles*, under *muscle*.
- styloid** (sti'loyd). Resembling a style or pointed instrument (said of osseous processes). [Gr., *stylos*, pillar, + *eidōs*, resemblance.]
- stylo mastoid** (sti-lo-mas'toyd). Pertaining to the styloid and mastoid processes of the temporal bone.
- stylomaxillary** (sti-lo-maks'il-a-re). Pertaining to the styloid process of the temporal bone and to the jaw.
- stylopharyngeus** (sti''lo-far-in'je-us). See *table of muscles*, under *muscle*.
- styptic** (stip'tik). Astringent, hemostatic; as a n., a remedy which arrests hemorrhage by its local astringent action or by coagulating the blood. [Gr., *styptikos*, astringent.]
- stypticin** (stip'tis-in). A proprietary name for cotarmin hydrochlorid.
- styptol** (stip'tol). A trade name for cotarmin phthalate.
- styracin** (sti'ras-in). Cinnyl cinnamate, $C_6H_7O_2(C_9H_8)$, the chief constituent of liquid storax.
- styracol** (sti'rak-ol). A proprietary name for guaiacol cinnamate ($C_{16}H_{14}O_3$).
- Styrax** (sti'raks). 1. A genus of plants of the *Ebenales*. 2. Of the U. S. Ph., see *liquid storax* under *storax*. [Gr., *styrax*.]
- styrax preparatus**. Liquid storax freed from gross mechanical impurities by dissolving it in alcohol, filtering and evaporating [Br. Ph.].
- styrol, styrolene** (sti'rol, sti'ro-lēn). Cin-namene obtained from liquid storax.
- styrone** (sti'rōn). 1. Cinnamic alcohol. 2. An antiseptic compound of storax and balsam of Peru.
- sub-**. Combining form of Lat., *sub*, under, beneath, somewhat (with qualifying force).
- subacetate** (sub-as'et-ăt). A basic acetate.
- subacid** (sub-as'id). Mildly acid.
- subacute** (sub-ak-ūt'). Of disease, showing symptoms less pronounced than in the acute type. [Lat., *sub*, somewhat, + *acutus*, sharpened.]
- subalbuminization** (sub-al''bu-min-i-za'shun). Diminution in the quantity of contained albumin.
- subanconeous** (sub-an-ko-ne'us). Scattered muscular fibers extending between the lower posterior surface of the humerus and the capsule of the elbow. See also *table of muscles*, under *muscle*.
- subaponeurotic** (sub-ap-on-u-ro'tik). Situated beneath an aponeurosis.
- subarachnoid** (sub-ar-ak'noyd). Situated beneath the arachnoid membrane.
- subbrachycephalic** (sub-bra-ki-sef-al'ik). Slightly brachycephalic; having the length-breadth index between 78° and 79°. [Lat., *sub*, under, + Gr., *brachys*, short, + *kephale*, head.]
- subcarbonate** (sub-kar'bon-ăt). 1. As formerly used, a normal carbonate (as distinguished from a bicarbonate). 2. A basic carbonate, so called because it contains with relation to its basic constituent less of the carbonic acid radicle than the normal carbonate. [Lat., *subcarbonas*.]
- subcarbonic** (sub-kar-bon'ik). Containing a smaller amount of carbon than normal carbonic compounds; of basic carbonates, containing a smaller relative amount of the carbonic acid radicle than the normal carbonates.
- subcarbonicus** (sub-kar-bon'ik-us). Sub-carbonic, containing a subcarbonate; with the name of a base, the subcarbonate of the base.
- subcaudal** (sub-kaw'dal). Situated under the tail or cauda (said in embryology of a rudimentary prolongation of the intestine below the anus). [Lat., *sub*, under, + *cauda*, tail.]
- subchlorid**. A chlorid containing less chlorin than another compound considered as the normal chlorid; as sometimes used, an oxychlorid.
- subclavius** (sub-cla've-us). See *table of muscles*, under *muscle*.
- subcostalis** (sub-cos-ta'lis). See *table of muscles*, under *muscle*.
- subcrepitant** (sub-krep'it-ant). Indistinctly crepitant, crackling. [Lat., *sub*, somewhat, + *crepitare*, to crackle.]

- subcrureus** (sub-cru-re'us). See *table of muscles*, under *muscle*.
- subculture** (sub-kul'tūr). A continued cultivation of a bacterium.
- subcuneus** (sub-ku-ne-us). A small group of cerebral convolutions on the lower surface of the occipital lobe, in front of the third occipital convolution, continuous with the gyrus fornicatus. [Lat., *sub*, under, + *cuneus*, a wedge.]
- subcutaneous** (sub-ku-ta'ne-us). 1. Situated immediately beneath the skin. 2. Of an injection, thrown under the skin. [Lat., *sub*, under, + *cutis*, the skin.]
- subcutaneus** (sub-cu-ta'ne-us). See *table of muscles*, under *muscle*.
- subdolichocephalic** (sub-dol-e-ko-sef-al'ik). Having the length-breadth index between 75° and 77.9°. [Lat., *sub*, under, + *Gr.*, *dolichos*, long, + *kephale*, head.]
- subencephalon** (sub-en-sef'al-on). The medulla oblongata, pons Varolii, and corpora quadrigemina. [Lat., *sub*, under, + *egkephalos*, brain.]
- subendocardial**. Beneath the endocardium.
- subendothelial**. Beneath the endothelium.
- suberose** (su'ber-ōs). Resembling cork, having a corky texture. [Lat., *suberosus*.]
- subfebrile** (sub-feb'ril). Mildly febrile.
- subflavus** (sub-fla'vus). Yellowish. **ligamentum subflavum**. See under *ligamentum*. [Lat., *sub*, somewhat, + *flavus*, yellow.]
- subfluorid** (sub-flu'o-rid). A fluorid containing a smaller amount of fluorin than the ordinary fluorid.
- subgenus** (sub-je'nus). A group nearly as important as a genus and immediately subordinate to it, comprising a section or sections of species.
- subgerminal** (sub-je'r'min-al). Situated beneath a germinal structure. [Lat., *sub*, under, + *germen*, a germ.]
- subhepatic** (sub-hep-at'ik). Beneath, on the lower surface of, or in the lower portion of the liver. [Lat., *sub*, under, + *Gr.*, *epar*, the liver.]
- subiculum** (sub-ik'u-lum). See *uncinate gyrus*, under *gyrus*. [Lat., dim. of *subex*, a layer.]
- subinfection** (sub-in-fek'shun). Infection to an extent insufficient for the time being to cause grave disease.
- subinflammation** (sub-in-flam-ma'shun). A slight inflammation of slow progress.
- subinfrant** (sub-in'frant). Obs. Of a fever, having a second paroxysm begin before the first has wholly subsided. [Lat., *subintrare*, to go into secretly.]
- subinvolution** (sub-in-vo-lu'shun). Incomplete involution; failure of an organ to return to its normal size or condition after a physiological hypertrophy, e. g., s. of the uterus after delivery. [Lat., *sub*, under, + *involutio*, a rolling up.]
- subiodid** (sub-i'o-did). A compound of an element or radicle with iodine, containing a smaller proportionate amount of iodine than the ordinary iodid; also, as sometimes used, an oxyiodid.
- sub'ject**. 1. An individual subjected to observation, treatment, or experiment. 2. A cadaver used for dissection. [Lat., *subjicere*, to throw under.]
- subjective** (sub-jec'tiv). Of symptoms, discernible by the patient, but not obvious to physical examination; the reverse of objective. [Lat., *subjectivus*.]
- sublamin** (sub'lam-in). The mercuric sulphosalt of ethylenediamin; an antiseptic.
- sublimate** (sub'li-māt). 1. In sublimation, that portion of a substance which volatilizes and subsequently condenses and assumes the solid form. 2. Any substance usually obtained by sublimation. **corrosive s.** See *mercury bichlorid* under *mercury*. [Lat., *sublimatum*.]
- sublimation** (sub-li-ma'shun). 1. The vaporization of a solid body by means of heat, with subsequent recondensation in a purified but essentially unaltered form. 2. In psycho-analysis the utilization of libido at socially valuable levels. [Lat., *sublimare*, to lift up on high.]
- sublime** (sub-lim'). 1. To subject to sublimation. 2. To undergo sublimation. [Lat., *sublimare*, to raise up on high.]
- subliminal** (sub-lim'in'al). Below the threshold. The term is used to designate sensory stimuli especially that are too feeble to cause a perceptible reaction. [Lat., *sub*, under, + *limen*, threshold.]
- sublobular** (sub-lob'u-lar). 1. Indistinctly lobular. 2. Situated beneath a lobule.
- subluxation** (sub-luk-sa'shun). A partial dislocation of a bone. [Lat., *sub*, somewhat, + *luxare*, to dislocate.]
- submicroscopic** (sub-mi-kro-skop'ik). Nearly microscopic; requiring a weak lens for its proper discernment. **s. particles**. Minute particles in colloid solutions which are not separately visible.
- submissio** (sub-mis'se-oh). A lowering. **s. cordis**. Cardiac systole. [Lat., *submittere*, to place under.]
- submucosa** (sub-mu-ko'sah). The areolar tissue immediately beneath a mucous membrane.
- submuriate** (sub-mu're-āt). A subchlorid or oxychlorid.
- subnitrate** (sub-ni'trāt). A basic nitrate.
- subnormal** (sub-nor'mal). Less than normal; lower than normal.
- subnucleus** (sub-nu'kle-us). One of the parts into which the larger collections of nerve cells are divided by the passage of delicate intersecting fasciculi through them.
- suboxid** (sub-oks'id). An oxid which contains less oxygen than the ordinary oxid.
- subphosphoricus** (sub-fos-for'ik-us). Containing a dihydric phosphate; with the name of a base, the dihydric phosphate of the base.
- sub'salt**. Basic salt.
- subscapularis** (sub-skap-u-la'ris). See *table of muscles*, under *muscle*.
- substance** (sub'stanz). 1. That of which anything is composed or of which it consists. 2. In histology, a general term for tissue. **alible s.** That portion of the chyme that is destined for the nourish-

ment of the body. **alimentary s.** An article of food in the crude form as supplied by nature. **cell s.** See *protoplasm*. **compact osseous s.** The more compact tissue found in long bones and forming the superficial portion of flat or short bones. **contractile s.** 1. Any living s. or tissue capable of contraction (e. g., undifferentiated protoplasm, muscular tissue, cilia, etc.). 2. The contractile portion of a muscle fiber (i. e., that within the sarcolemma). **cortical s. of a hair.** The bundles of fibers cemented together which constitute the larger portion of a hair. In colored hairs they contain pigment granules. **cortical s. of the kidney.** The portion of the kidney immediately beneath its fibrous covering. **cortical s. of the suprarenal capsule.** The s. forming the external and greater portion of the suprarenal capsule. **germinal s.** See *germ plasma* under *plasm*. **ground s.** 1. The homogeneous s. or matrix in which the structural elements (cells and fibers) are imbedded, or which cements them together. 2. The homogeneous hyaline material in the substance of cells in which is imbedded the network of protoplasm. See *plasm* and *stroma*. **horny s.** See *corneous tissue* under *tissue*. **interstitial osseous s.** Osseous tissue between the lamellae of bone. **intervertebral s.** See *intervertebral cartilages*, under *cartilage*. **living s.** See *protoplasm*. **medullary s.** 1. The s. forming the medulla of a part, as of bone; the tissue forming the medullary in contradistinction to the cortical part of an organ, as of the kidney. 3. In botany, pith. **medullary s. of hair.** The hair pith. See under *hair*. **medullary s. of the kidney.** The portion of the kidney internal to and denser and more distinctly striated than the cortical s. It consists mainly of the pyramids of Ferrein and the papillae. **medullary s. of the suprarenal capsules.** The internal portion of the suprarenal capsules. It consists of a reticular fibrous stroma inclosing irregularly shaped cells and venous capillaries. **reticular s.** See *reticular formation*, under *formation*. **reticular s. of bone.** See *spongy bone s.* **reticulated white s.** A reticulated layer of white nervous tissue on the anterior half of the uncinate gyrus. **Rolando's gelatinous s.** See *substantia gelatinosa Rolandi* under *substantia*. **solid nutritive s's.** Solid materials (e. g., eggs, slices of potatoes and of carrots, gelatin, agar and solidified blood serum) used in bacteriological cultures. **spongy bone (or osseous) s.** Bone tissue containing numerous cavities, giving a cancellated appearance; found in the articular ends of long bones and in the interior of the short and flat bones. **supporting s.** A supporting tissue of s. (e. g., neuroglia, connective tissue, etc.). **ventricular gray s.** Of Meynert, the gray matter immediately adjacent to one of the ventricles of the brain; also the floor of the fourth ventricle. **vitreous s.** See

enamel. **white s. of Schwann.** The medullary sheath of a nerve. [Lat., *substantia*, from *substare*, to be present, to exist.]

substantia (sub-stan'shah). See *substance*. **s. gelatinosa.** Neuroglia having a transparent, jellylike appearance when fresh. **s. gelatinosa centralis.** Syn.: *central ependymal thread, gray central nucleus.* The hollow, cylindrical or ellipsoidal mass of neuroglia surrounding the central canal of the myelospongium and forming a kind of membrane upon which rests the epithelium of the central canal. It is composed of an amorphous substance, granules, fine fibers, and a few neuroglia cells, and in the fresh state appears translucent like jelly. **s. gelatinosa columnae posterioris, s. gelatinosa Rolandi.** Neuroglia of a peculiarly transparent appearance found in the tip of the posterior gray cornu in the myelospongium. **s. glomerulosa.** The cortical substance of the kidney. **s. grisea.** The central gray nervous matter of the spinal cord. **s. innominata.** See *ansa of Reil*, under *ansa*. **s. lentis corticalis.** The cortex of the lens. **s. nigra.** See *locus niger* under *locus*. [Lat.]

substitution (sub-sti-tu'shun). 1. In chemistry, the process of replacing one or more atoms in a molecule by other atoms or radicles. 2. In physiology and pathology, compensatory or vicarious action; a manifestation of disease in alternation with another and especially a nervous disorder; of French writers, replacement of the tissue of an organ by an inflammatory product. 3. In pharmacy, the sale of a substitute for an article prescribed or asked for. 4. In psycho-analysis the carrying over of an emotional conflict to an indifferent idea. **s. product.** In chemistry, a product of the reaction of two bodies in which a molecule of the one replaces a portion of the molecule of the other. [Lat., *substituere*, to substitute.]

substrate (sub'strät). The special substance which is acted upon by a definite ferment. The s. from proteolytic ferments is some form of protein, from anolytic ferments some form of starch, etc. [Lat., *sub*, under, + *stratum*, layer.]

subsulphate (sub-sul'fät). A basic sulphate.

subsulphid (sub-sul'fid). A sulphid which contains a relatively smaller amount of sulphur than an ordinary sulphid.

subsultus (sub-sul'tus). A jerking or twitching. **s. tendinum.** Movements of the tendons caused by involuntary twitchings of the muscles, especially of the face and arms. [Lat., *subsilire*, to leap up.]

subte'nial. Beneath or below any tenia of the brain.

subtropical (sub-trop'ik-al). 1. Of climatological conditions, approaching the tropical, almost tropical. 2. Of plants, growing in countries approximating to the tropics in climatic conditions. [Lat., *sub*, near to, + Gr., *tropikos*, of the solstice.]

- subversion** (sub-ver'shun). The act of overthrowing; destruction. [Lat., *subversio*, n. of action, from *subvertere*, to overturn.]
- succedaneum** (suk-se-da'ne-um). A substitute. **caput s.** A swelling of the scalp and the underlying connective tissue, formed on the presenting part of the head of a fetus during birth. [Lat., *succedaneus*, substituted.]
- succenturiatus** (suk-sen-tu-re-a'tus). 1. Substituted. 2. Accessory, e. g., placenta succenturiata. [Lat., *succenturiare*, to supply as a recruit or substitute, from *sub*, in place of, + *centuriare*, to divide into hundreds.]
- succinate** (suk'sin-āt). A salt of succinic acid.
- succinated** (suk'sin-a-ted). Combined, mixed with, or containing amber or succinic acid. [Lat., *succinum*, amber.]
- succinic** (suk-sin'ik). Derived from, or contained in amber. **s. acid.** See under *acid. s. anhydrid*. The compound, $C_6H_8O_4$. **s. dioxyd.** See *alphozone*. [Lat., *succinum*, amber.]
- succinifer** (suk-sin'if-er). Productive of amber.
- succinimid** (suk-sin'im-id). The compound, $(CH_2)_2 < \begin{matrix} CO \\ CO \end{matrix} > NH$.
- succinone** (suk'sin-ōn). A liquid of empyreumatic odor, obtained in the dry distillation of calcium succinate.
- succinum** (suk'sin-um). Amber. See *ambra. oleum succini*. 1. Crude oil of amber, produced by the dry distillation of amber. 2. Of the U. S. Ph., 1880, rectified oil of amber. It was used as an excitant and antispasmodic in flatulent dyspepsia. [Lat., from *succus*, juice.]
- succinyl** (suk'sin-il). The bivalent radicle of succinic acid.
- succulence** (suk'u-lentz). The state of being succulent or juicy.
- succus** (suk'us). 1. A juice. 2. A pharmacopeial preparation made by squeezing out the juice from green plants and adding enough alcohol to preserve it. **s. carnis.** Meat juice. **s. entericus.** See *intestinal juice*, under *juice. s. expressed*. An expressed juice. **s. gastricus.** See *gastric juice*, under *juice. s. nervus.* See *nervous fluid*, under *fluid. s. pancreaticus.* Pancreatic juice. **s. pyloricus.** An alkaline fluid secreted by the pyloric end of the stomach. [Lat., from *sugere*, to suck.]
- succussion** (suk-kus'shun). Shaking a person to ascertain the presence of fluid in a cavity. [Lat., *succutere*, to shake.]
- sucholotoxin** (su'ko-lo-tok'sin). A poisonous base obtained from cultures taken of the hog cholera bacillus. [Lat., *sus*, pig, + Gr., *chole*, bile, + *toxin*.]
- sucrate** (su'krāt). A compound of cane sugar (sucrose) with a base.
- sucrol** (su'krol). Syn.: *dulcin, valgin*. Para-ethoxyphenylurea, $C_9H_{12}N_2O_2$. It is said to be two hundred times as sweet as sugar.
- sucrose** (su'krōs). Same as cane sugar.
- sudamen** (su-da'men). Commonly used in the plural, *sudamina*. q. v. [Lat., *sudare*, to perspire.]
- sudamina** (su-dam'in-ah), pl. of *sudamen*. Syn.: *miliaria sudamina*. Vesicles produced by sweat retained beneath the cuticle in consequence of occlusion of the orifices of the sweat ducts. See *miliaria*. [Lat., *sudare*, to perspire.]
- sudan'**. A substance employed as a stain. **s. III.** A red stain used in the detection of fat.
- sudanophil, sudanophilous** (su-dan-o'fil, su-dan-of'il-us). Staining easily with sudan.
- sudanophilia** (su-dan-o'fil'e-ah). A condition in which the leukocytes contain certain particles readily staining with sudan red and thought to indicate suppuration. [*Sudan*, + Gr., *philein*, to love.]
- sudatorium** (su-da-to're-um). A hot air bath, a sweating room.
- sudatorius** (su-da-to're-us). Sudatory, pertaining to perspiration. [Lat., *sudare*, to sweat.]
- sudoriferous** (su-dor-if'er-us). 1. Conveying perspiration. 2. See *sudorific*. [Lat., *sudor*, sweat, + *ferre*, to bear.]
- sudorific** (su-dor-if'ik). Producing perspiration. [Lat., *sudor*, sweat, + *facere*, to make.]
- sudorip'arous**. Producing or secreting sweat. [Lat., *sudor*, sweat, + *parere*, to produce.]
- su'et.** The hard fat obtained from the inside of the abdomen of the ox or the sheep. **prepared s.** The internal fat from the abdomen of the sheep, purified by melting and straining. It is used as an ointment base [U. S. Ph., Br. Ph.]. [Lat., *sebum*.]
- su'fix.** A letter or a syllable added or annexed to the end of a word or to a verbal root or stem. [Lat., *suffixus*, *subfixus*, fastened on, fixed on.] See *asphyxia*. [Lat., *suffocare*, to choke.]
- suffusion** (suf-fu'shun). 1. The act or process of overspreading or the state of being overspread (e. g., by a film or by moisture); also, that which overspreads. 2. Superficial hyperemia, as in blushing. 3. See *suggillation*. [Lat., *suffusio*.]
- sugar** (shūg'ar). A name at first applied only to cane s. and beet s.; subsequently to any sweet crystalline substance, and, more definitely, to a class of chemical compounds made up of the hexoses. See *cane sugar* and *glucose. acid s. of milk.* Mucic acid. **acorn s.** See *quercite. arabin s.* See *arabinose. beet s.* Cane sugar obtained from species of *Beta*, especially from *Beta vulgaris. brown s.* Cane s. not entirely freed from impurities and coloring matters. **burnt s.** Caramel. **cane s.** See *cane sugar*, under *separate heading. cellulose s.* S. derived from cellulose; identical with glucose. **chestnut s., diabetic s.** Glucose. **ferment s.** S. formed from starch, glycogen, and other carbohydrates by the action of the animal ferments. **fruit s.** Syn.: *fructose, in-*

versive ferment. See *levulose*. See *fructose*. **grape s.** *Glucose*. **gum s.** See *arabinose*. **honeys s.** *Glucose*. **invert s.** A product of the prolonged action of heat upon a solution of cane s. or of dilute mineral acids at 60°. It is a mixture of dextrose and levulose, and receives its name because its solution rotates the plane of polarization to the left, while the solution of cane s. from which it is produced rotates that plane to the right. **liver s.** *Glucose*; so-called because it is the form of s. elaborated in the liver from glycogen. **manna s.** See *mannite*. **maple s.** S. obtained from *Acer saccharinum*. It is identical with cane sugar, but contains a certain amount of coloring matter and flavoring substances. **milk s.** See *lactose*. **muscle s.** *Inosite*. **open-pan s.** S. prepared by concentration of the cane juice in vessels of the ordinary atmospheric pressure. **pectin s.** See *arabinose*. **rag s.** See *glucose*. **refined s.** White s.; cane s. purified and deprived of coloring matter. **starch s.** See *glucose*. **s. candy**. Rock candy. **s. in urine, how to test for**, see in *appendix*, page . **s. in urine, test for amount of**, see in *appendix*, page . **s. of lead**. Lead acetate. **s. of milk**. See *lactose*. **s. of urine**. *Glucose*. **s. puncture**. Name given to the operation of puncturing the floor of the fourth ventricle whereby the condition of glycosuria is produced. **uncrystallizable s.** See *levulose*. **vacuum pan s.** S. prepared by concentration of cane juice under a pressure much less than that of the atmosphere. [Lat., *saccharum*.]

sugarin (shug'ar-in). Methylbenzol sulphurid.

sugar test. See under *test*.

suggestion (suj-jest'shun). 1. The act of suggesting. 2. The thing suggested. **hypnotic s.** The process by which a hypnotized person is made to accept a hint or statement. [Lat., *suggerere*, to suggest.]

suggestions to medical authors. See in *appendix*.

suggillation (sug-jil-a'shun). A black and blue mark, as of a bruise. [Lat., from *suggillare*, to bruise.]

sui generis (su'e jen'er-is). Of his, or her, or its peculiar kind; singular. [Lat.]

sulcate (sul'kät). Grooved, furrowed. [Lat., *sulcare*, to furrow.]

sulculus (sul'ku-lus). A small furrow or sulcus. [Lat., dim. of *sulcus*, a furrow.]

sul'cus. Pl. *sulci*. A groove or furrow; a fissure, especially of the cerebrum. **anterior occipital s.** A s. separating the central fissure from the first occipital gyrus, connecting with the parietal fissure. **external s. of Reil**. A fissure separating the insula from the precentral, postcentral, and subfrontal gyri. **frontomarginal s.** Of Wernicke, a small longitudinal fissure on the ventral surface of the frontal lobe, which separates the orbital and frontal lobes. **infra-insular s.** A fissure separating the insula from

the temporosphenoidal lobe. **peduncular s.** Syn.: *peduncular fissure*, *horizontal fissure of the cerebellum*. A transverse s. which commences close to the middle peduncle of the cerebellum around the outer border of which it passes backward. **preinsular s.** A fissure in front of the insula and separating it from the posterior orbital convolution. **subparietal s.** A shallow depression or inconstant fissure that is a continuation upward and outward of the callosomarginal fissure. **s. alaris**. The furrow just above the ala nasi. **s. alveolobuccalis**. The s. between the gums and the inside of the cheek. **s. alveololingualis**. The s. between the gums and the mucous membrane of the tongue. **s. aorticus**. A depression on the median surface of the left lung for the descending aorta. **s. arteriae occipitalis**. A groove on the inner side of the internal aspect of the mastoid process of the temporal bone, which lodges the occipital artery. **s. ethmoidalis**. A groove on the posterior surface of the nasal bone. **s. infrapalpebralis**. The furrow beneath the lower eyelid. **s. jugularis**. A groove for the lateral sinus on the upper surface of the jugular process of the occipital bone. **s. longitudinalis**. One of the longitudinal grooves of the heart. **sulci meningei**. Furrows for blood vessels on the ental surface of the cranial bones. **s. mentolabialis**. A transverse depression between the lower lip and the chin. **s. nasolabialis**. The transverse groove between the nose and the upper lip. **s. nasopalatinus**. The furrow for the nasopalatine nerve on the side of the vomer. **s. preauricularis**. See *fossa preauricularis*, under *fossa*. **s. pulmonalis**. The depression on either side of the vertebral column formed by the backward curvature of the ribs. **s. sclerae**, **s. scleroticae**. A depression of the anterior margin of the sclera at its junction with the cornea. **s. sigmoideus**. See *fossa sigmoidea ossis temporalis* and *cavernous groove*, under *groove*. **s. spiralis cochleae**. The groove between the labium tympanicum and labium vestibulare. **s. subclavius**. 1. A groove on the first rib in which the subclavian artery rests, close to the tubercle for the insertion of the scalenus anticus. 2: A furrow on the apex of the lung formed by the subclavian artery. 3. A depression in the clavicle into which the subclavian muscle is inserted. **s. tali**. A deep furrow on the lower surface of the astragalus, dividing its articular surface into two portions. **s. transversus ossis occipitalis**. The groove in the occipital bone for the lateral sinus. **s. transversus ossis parietalis**. A broad flat groove on the inner surface of the postero-inferior angle of the parietal bone for the lateral sinus. **s. tympanicus**. The groove-like furrow in the bony tympanic ring for the reception of the margin of the tympanic membrane. **s. ulnaris humeri**.

- The groove on the posterior surface of the internal condyle of the humerus for the ulnar nerve. **sulci vertebrales**. The grooves seen on either side of the spinous processes of the vertebrae when viewed from behind. [Lat.]
- sulphacetamid** (sul-fas-et-am'id). The compound, $S(CH_2.CO.NH_2)_2$.
- sulphaminol** (sul-fam'in-o-l). Thioxydiphenylamin, $NH:(C_6H_5.OH)_2$. According to Moritz, it acts like iodoform in diminishing suppuration.
- sulphate** (sul'fât). A salt of sulphuric acid.
- sulphazotized** (sul-faz'o-tized). Containing sulphur and nitrogen.
- sulphid** (sul'fid). A compound of an element or radicle united directly with sulphur, or a salt of hydrogen sulphid.
- sulphin** (sul'fin). Any one of a class of radicles, analogous to the amins, in which sulphur is present as a quadrivalent body.
- sulphiodid** (sul-fi'od-id). A compound of sulphur and iodine with the same base.
- sulphite** (sul'fit). A salt of sulphurous acid.
- sulphobromid** (sul-fo-bro'mid). A compound of sulphur and bromine with the same base.
- sulphocarbonate** (sul-fo-kar'bo-lât). A salt of sulphocarbonic acid.
- sulphocarbonic** (sul-fo-kar-bol'ik-us). Sulphocarbonic; with the name of a base, the sulphocarbonate of the base.
- sulphochlorid** (sul-fo-klo'rid). A compound of sulphur and chlorine with the same base.
- sulphocyanid** (sul-fo-si'an-id). Syn.: *thiocyanid*. A salt of sulphocyanic acid (CNSH). The s's have been found in the saliva, the gastric juice, and the urine.
- sulpho-ethylicus** (sul-fo-eth-il'ik-us). Ethyl sulphuric; with the name of a base, the ethylsulphate of the base.
- sulphonal** (sul'fo-nal). Sulphon-methane; acetone diethylsulphone, $(CH_3)_2C(SO_2.C_2H_5)_2$; a white substance, slightly soluble in water. Used as a hypnotic. After the continuous use of s. hemato porphyrin may appear in the urine [Br. Ph.].
- sulphone** (sul'fôn). 1. A bivalent radicle, (SO_2) . 2. A compound of s. (1st def.) in which both free valences are satisfied by radicles containing carbon.
- sulphonethylmethane** (sul'fon-eth'il-meth'an). Trional, $C_8H_{18}S_2O_4$; a product of the solution of the mercaptol obtained by the condensation of methylethylketone with ethyl mercaptan. It is hypnotic, acting more promptly than sulphonal [U. S. Ph.].
- sul'phonmeth'an**. Sulphonal.
- sulphoparaldehyd** (sul-fo-par-al'de-hid). Trithialdehyd $(C_4H_4S_2)_3$; a hypnotic.
- sulphosal** (sul'fo-salt). A salt in which sulphur replaces an equivalent amount of oxygen.
- sulphur** (sul'fur). 1. A non-metallic element occurring in nature both free and combined. It forms yellow transparent rhombic crystals, insoluble in water, and only slightly soluble in alcohol or ether,

but very soluble in carbon disulphid, in benzene, in petroleum, and in oil of turpentine. Atomic weight, 32. Symbol, S. It is a laxative; also used in diseases of the skin. **confectio sulphuris, electuarium sulphuris**. A preparation made by rubbing together sublimed s., acid potassium tartrate in powder, syrup, tincture of orange peel, and powdered tragacanth [Br. Ph.]. **flowers of s.** Sublimed s. obtained in the form of light powdery flakes. **precipitated s.** S. obtained as a whitish amorphous powder, devoid of taste and odor, by precipitation of a solution of s. in milk of lime with hydrochloric acid [U. S. Ph., Br. Ph.]. **sublimed s.** S. obtained by sublimation in the form of a light microcrystalline powder [U. S. Ph.]. **s. depuratum**. Washed s. **s. dioxid**. Sulphurous oxid, sulphurous anhydrid; a colorless gas, SO_2 , of suffocating and irritating odor, formed by the combustion of sulphur and by the action of certain metals on sulphuric acid. It may be condensed into a liquid and has also been obtained in the solid form. In the presence of moisture it acts as a powerful bleaching and disinfecting agent. **s. iodidum**. A substance or mixture, composed of 20 per cent. of s. and 80 per cent. of iodine [U. S. Ph.]. **s. lotum**. Washed s. **s. sublimatum**. Of the U. S. Ph., **sublimed s. unguentum sulphuris**. S. ointment, containing 15 per cent. washed s. [U. S. Ph.] or 10 per cent. sublimed s. [Br. Ph.] with benzoated lard. **unguentum sulphuris alkalinum**. Helmerich's ointment; it consists of washed s. and potassium carbonate rubbed up with water and mixed with benzoated lard [N. F.]. **unguentum sulphuris compositus**. Hebra's itch ointment; it contains s., oil of cade, and soft soap [N. F.]. **washed s.** Sublimed s. freed from traces of sulphuric acid, etc., by washing with dilute ammonia water [U. S. Ph.].

sulphurated (sul'fur-a-ted). Containing or combined with sulphur.

sulphuratus (sul-fur-a'tus). Sulphureted; with the name of a base, the sulphid of the base.

sulphuret (sul'fu-ret). Same as *sulphid*.

sulphuretted (sul'fu-ret-ted). Combined with sulphur. **s. hydrogen**. H_2S , a gas, with an extremely disagreeable odor, resembling that of putrefied eggs. Formed on the putrefaction of proteins containing sulphur. It is poisonous. List of poisons and their antidotes, see in *appendix*, page 940.

sulphuric (sul-fu'rik). Containing sulphur combined with three atoms of oxygen. **s. acid**. See under *acid*. **s. anhydrid**. The anhydrid of s. acid. **s. ether**. See *ethyl ether*.

sulphuricus (sul-fu'rik-us). Containing sulphuric acid; with the name of a base, the sulphate of that base.

sulphurine (sul'fur-ën). A mixture of sodium and potassium sulphids with sulphur.

sulphurosus (sul-fu-ro'sus). Sulphurous;

with the name of a base, the sulphite of that base.

sulphurous (sul'fu-rus). Resembling sulphur; containing sulphur as a quadrivalent radicle. *s. acid.* See under *acid. s. anhydrid, s. oxid.* Sulphur dioxide.

sulphydrate (sulf-hi'drät). 1. See *hydro-sulphid.* 2. A compound of a metal or radicle with the univalent radicle (SH).

sulphydrin (sulf-i'drin). A compound of glycerin in which sulphydryl replaces hydroxyl.

sulphydryl (sulf-i'dril). A univalent radicle, SH.

sum'bul. Of the U. S. Ph., musk root. *S.* is also the name of various other fragrant roots or rhizomes, especially Indian nard. The extract and the fluidextract are official in the U. S. Ph. [Arab., *sumbul*, an ear or a spike.]

summation (sum-ma'shun). The production of larger contraction in a muscle by the production of two or more single contractions, when following at a certain rate; or in nerve cells the production of an efficient stimulus by the added effects of a number of stimuli which taken singly are insufficient. [Lat., *summare*, to sum up.]

sunstroke (sun'strök). Insolation; a morbid state due to exposure to great solar heat. There is marked muscular weakness, rapid and feeble pulse, and pyrexia.

super-. Combining form of Lat., *super*, above, beyond; used to signify above, superior.

superabduc'tion. Syn.: *hyperabduction.* Excessive abduction. [Lat., *super*, above, + *abducere*, to draw away.]

super'alimentation (su'per-al-im-en-ta'shun). Forced alimentation. See *alimentation.*

supercarbonate (su-per-kar'bon-ät). See *bicarbonate.*

supercilium (su-per-sil'e-um). The eyebrow; an arched eminence of integument which surmounts the upper border of the orbit and supports numerous short, thick hairs, directed obliquely to the surface. It consists of thickened integument connected beneath with the orbicularis palpebrarum, corrugator supercilii, and occipitofrontalis. *s. acetabuli.* The lip, or elevated margin, of the acetabulum. [Lat., *super*, above, + *cilium*, eyelid or eyelash.]

superfecundation (su'per-fe-kun-da'shun). The fecundation of more than one ovule of the same ovulation as the result of separate acts of coitus with one or more males. [Lat., *super*, in excess, + *fecundare*, to make fruitful.]

superfetation (su'per-fe-ta'shun). The supposed fecundation (now held to be impossible) of an ovule proceeding from one ovulation while a fecundated ovum proceeding from a previous ovulation is still in course of uterogestation. See *superfecundation.*

superfibrination (su'per-fi-brin-a'shun). See *hyperinosis* (2d def.).

superficialis (su-per-fish-e-al'is). Super-

ficial; an organ situated on or close to the surface.

superficies (su-per-fish'e-es). See *surface.*

s. articularis arytenoidea. The surface upon the cricoid cartilage for articulation with the arytenoid cartilage.

s. articularis fibularis (lateralis). A rounded or triangular articular surface on the tibia for articulation with the fibula.

s. articularis thyroidea. A depression on the cricoid cartilage for articulation with the thyroid cartilage.

s. auricularis. 1. The ear-shaped area by which the sacrum articulates with the ilium. 2. The corresponding area of the ilium.

s. cardiaca. The inner surface of the lung.

s. convexa, s. costalis. The outer surface of the lung.

s. diaphragmatica. The lower surface of the lung.

s. lunata (ossis coxae). That part of the acetabulum that is covered with cartilage.

s. lunata radii. The sigmoid cavity of the radius.

s. petro-occipitalis (ossis temporis). The deepened surface covered with cartilage, between the pyramidal portion of the temporal bone and the occipital bone.

s. symphyseos pubis. The surface of the horizontal ramus of the os pubis where it unites with its fellow of the opposite side in the symphysis. [Lat., *super*, above, + *facies*, a face.]

superimpregnation (su'per-im-preg-na'shun). See *superfetation* and *superfecundation.*

superinfection (su'per-in-fek'shun). Infection additional to a previous infection.

superinvolution (su'per-in-vol-u'shun). Excessive involution (which is impossible—the condition is really atrophy).

superior (su-pe'e-or). 1. Situated on the upper portion of a part or organ. 2. As a n. m., a muscle occupying a relatively high position. [Lat., comp. of *super*, above, beyond.]

superlactation (su'per-lak-ta'shun). Over secretion of milk. [Lat., *super*, in excess, + *lac*, milk.]

supernatant (su-per-na'tant). Of a liquid, situated above a solid layer, such as a precipitate. [Lat., *super*, above, + *natans*, from *natare*, to swim.]

supernutrition (su'per-nu-trish'un). See *hypertrophy.*

superoxydized (su-per-oks'id-ized). Containing an excess of oxygen.

superoxylate (su-per-oks'il-ät). An acid oxylate.

superphosphate (su-per-fos'fät). A dihydric phosphate.

supersalt (su'per-salt). A salt containing an excess of acid.

supersaturated (su-per-sat'u-ra-ted). More than saturated (said of certain solutions, e. g., a solution of sodium sulphate, which contain, as the result of dissolving by heat and subsequent cooling, more of a given substance than they are capable of dissolving at an ordinary temperature). *s. solution.* See under *solution.* [Lat., *super*, over, + *saturated.*]

supersaturation (su'per-sat-u-ra'shun). The process of supersaturating or the

- state of being supersaturated. [Lat., *super*, over, + *saturation*.]
- supersecretion** (su'per-se-kre'shun). Excessive secretion. [Lat., *super*, in excess, + *secernere*, to separate.]
- supertension** (su'per-ten'shun). Excessive tension. [Lat., *super*, in excess, + *tensio*, a stretching.]
- supervacuation** (su'per-vak-u-a'shun). An abnormal and critical discharge. [Lat., *super*, in excess, + *vacuare*, to make empty.]
- supination** (su-pi-na'shun). 1. That posture of the body in which, while it is recumbent, the face looks upward; of the hand, that posture in which the palm is directed upward. 2. The act of assuming or producing such a posture. [Lat., *supinare*, to bend backward.]
- supinator** (su-pi-na'tor). A muscle that effects or assists in supination of the forearm. See *table of muscles*, under *muscle*.
- suplago toxin** (su-pla-go-tok'sin). A toxin produced by the bacillus of swine plague. [Lat., *sus*, swine, + *plaga*, plague, + *toxin*.]
- support'**. 1. The act of holding anything up in its place. 2. Anything acting as a supporter. **s. of the perineum**. The act of supporting the perineum with the hand during the expulsion of the fetal head, to prevent or moderate its laceration. [Lat., *sub*, under, + *portare*, to carry.]
- support'er**. That by means of which anything is supported or held up in its place. **abdominal s.** See *abdominal belt*, under *abdominal*. **hypogastric s.** See *hypogastric belt*, under *hypogastric*. **pile s., prolapsus ani s.** A pad worn over the anus and strapped over the perineum and around the waist.
- supposit'orium**. Suppository.
- suppository** (sup-poz'it-or-e), pl., *suppositoria*. A s. is a mixture of medicinal substances with a solid vehicle, such as oil of theobroma, which melts at the temperature of the human body. Used for introduction into the vagina, urethra, etc. [Lat., *suppositorium*.]
- suppression** (sup-pres'shun). 1. Repression of the outward manifestations of a morbid condition. 2. The discontinuance of the formation of discharges, especially of secretions or of the menses. **s. of the menses**. 1. That variety of amenorrhea in which menstruation, after having once been established, ceases from some other cause than impregnation or the climacteric. 2. Suspension of menstruation from pregnancy. **s. of urine**. A condition in which the secretion of urine is interfered with in consequence of renal disorder. [Lat., *suppressio*, from *supprimare*, to press down.]
- suppurant** (sup'pu-rant). 1. Pertaining to suppuration. 2. An agent that produces suppuration.
- suppurating** (sup'pu-ra-ting). See *purulent*.
- suppuration** (šup-pu-ra'shun). The process by which leukocytes, serum, and various tissue form pus. [Lat., *sub*, under, + *puris*, pus.]
- suppurative** (sup'pu-ra-tiv). 1. Pertaining to suppuration. 2. See *purulent*. 3. Promoting suppuration.
- su'pra-**. Combining form of Lat., *supra*, above.
- supracapsulin** (su-prah-cap'su-lin). See *epinephirin*.
- supraclavicularis** (su'prah-cla-vic-u-la-ris). See *table of muscles*, under *muscle*.
- supramaxillary** (su-prah-maks'il-la-re). Pertaining to the superior maxilla.
- supra-orbital** (su-prah-or'bit-äl). Situated above orbit, either on face or within cranium.
- suprarenal** (su-prah-re'nal). 1. Situated above the kidney. 2. Pertaining to the s. capsule; as a n., the s. capsule. **s. alkaloid**. See *adrenalin*. **s. glands**. See *s. capsules*, under *capsule*. **s. liquid**. An aqueous extract of suprarenal glands preserved with chloretone. [Lat., *supra*, above, + *ren*, the kidney.]
- suprarenalin** (su-prah-re-näl'in). See *adrenalin*.
- suprarenin** (su-prah-ren'in). A substance obtained from the suprarenal gland, supposed to be its active principle. See also *adrenalin*.
- supraspinalis** (su'pra-spi-na'lis). See *table of muscles*, under *muscle*.
- supraspinatus** (su'prah-spi-na'tus). See *table of muscles*, under *muscle*.
- su'ral**. Pertaining to the calf of the leg. [Lat., *sura*, the calf of the leg.]
- surcingle** (sur'sin-gl). The slender, loop-like prolongation of the corpus striatum described by Dalton as "running forward in the roof of the inferior horn of the ventricle, to reach the amygdala at the base of the brain." [Lat., *supra*, over, + *cingulus*, belt.]
- surexcitation** (sur-ek-si-ta'shun). Excessive excitation.
- surface** (sur'fas). The outside or limiting part of a solid body; hence the face or one of the faces of a body. **auricular s. (of the ilium or of the sacrum)**. See *superficies auricularis*, under *superficies*. **demarcation s.** The cut s. of a muscle, which is electronegative to the uninjured portion of the muscle. **glenoid s.** See *glenoid cavity*, under *cavity*. **nasal s. (of the superior maxilla)**. S. of superior maxilla that is directed toward nose. **orbital s. (of the superior maxilla)**. Upper s. of superior maxilla. **popliteal s. of the femur**. A triangular s. of femur included between internal and external supracondylar lines. It forms floor of upper part of popliteal space. **sphenomaxillary s.** Portion of the ala magna of sphenoid bone that enters into the formation of the sphenomaxillary fossa. **temporal s.** A flat s. on parietal bone, bounded by temporal line. [Fr., *sur*, + *face*, from Lat., *facies*.]
- surgeon** (sur'jun). One who practises surgery; one who performs manual operations on patients. [Old Eng., *sourgeon*, *surgien*, *surgeyn*, *surgen*. Later, *chirurg*

geon, or *cheirurgeon*, from Gr., *cheir*, hand, + *ergon*, work.]

surgery (sur'jē-re). 1. That department of medicine which deals with operative or manipulative treatment. 2. As used in Great Britain, a place in which a surgeon does minor operations and dispenses medicines. **anaplastic s.** See *plastic s.* **antiseptic s.** S. practised in accordance with antiseptic methods. **conservative s.** S. which looks to the preservation of a part rather than its removal. **major s.** S. that deals with severe injuries or capital operations. **military s.** The s. which deals especially with the injuries received in war. **minor s.** S. which deals with minor operations and the dressing of wounds. **operative s.** S. which has to do with the performance of operations. **orthopedic s.** That branch of s. that deals with the prevention and the mechanical and operative treatment of deformities. **plastic s.** S. which effects the restoration of parts that have been lost or destroyed. **railway s.** The s. of those injured on railroads. **subcutaneous s.** S. in which the operation is performed beneath the skin, the instruments being introduced through a small cutaneous incision. **veterinary s.** The s. of the domestic animals. [Old Eng., *surgeire*, from Gr., *cheirourgia*.]

surgical (sur'jik-al). Pertaining to, effected by, calling for, or due to surgery; in accordance with the rules of surgery.

surprise. 1. The feeling excited by an unexpected occurrence. 2. The occurrence itself. [Lat., *super*, over, + *prehendere*, to lay hold of.]

sursumduc'tion. The power of rotating the eyes in the horizontal meridian so that the effect of prisms, bases up or down, is overcome. [Lat., *sursum*, upward, + *ducere*, to lead.]

susceptibility (sus-sep-ti-bil'it-e). A diminished power of resistance toward the action of pathogenic bacteria in the tissues of the body.

susotoxin (su-so-tok'sin). A basic substance, or ptomain, probably $C_{10}H_{16}N_2$, obtained from cultivations of the hog-cholera microbe; toxic only in large doses. [Lat., *sus*, hog, + *toxin*.]

suspended (sus-pend'ed). 1. Hanging. 2. Interrupted, e. g., s. animation. [Lat., *suspendere*, to suspend.]

suspension (sus-pen'shun). Suspending, sustaining. In pharmacy, a term applied to solutions in which the substance dissolved remains in particulate form, capable of settling out as a sediment. [Lat., *suspensio*, from *suspendere*, to hang.]

suppiration (sus-pi-ra'shun). Sighing. [Lat., *suspirare*, to draw a long breath.]

sustentaculum (sus-ten-tak'u-lum), pl., *sustentacula*. Support, stay. s. **tali**. See *calcaneus*. [Lat., *sustentare*, to support.]

suture (su'tūr). 1. That variety of synarthrosis in which the bones are articulated by their edges, generally by means of serrations; a dovetail joint. 2. The procedure of stitching parts together particularly the lips of a wound. 3.

The thread or other like material, together with the method of inserting it, in the operation of stitching parts together. The chief materials used for s's are: catgut, linen thread (twisted or braided), kangaroo tendon, silkworm gut, pure silver wire, silver-plated copper wire.

approximation s. A s. of the skin only. **basilar s.** The s. between the occipital bone and the body of the sphenoid bone. **bifrontal s.** See *coronal s.* **biparietal s.** See *sagittal s.* **buried s's.** S's (2d def.) that are completely covered by skin and do not involve that structure at all. **button s.** One in which the threads are passed through buttons on the surface and tied. **coaptation s.** A uniting or coapting s. as distinguished from a s. intended to relieve tension. **cobbler's s.** A form of s. in which the thread has a needle at each end. **continuous s.** The closure of a wound by means of one continuous thread, usually by transfixing first one lip and then the other, alternately, from within outward. **coronal s.** The frontal and parietal bones. **cranial s's.** The s's between the bones of the skull. **Cushing's s.** See *right-angled s.* **dentate s.** An articulation by s. into the formation of which long and toothlike processes and deep indentations enter. **ethmoidofrontal s.** The s. between the ethmoid and frontal bones. **ethmolacrimal s.** The s. between the ethmoid and lacrimal bones. **ethmosphenoidal s.** The s. between the ethmoid and sphenoid bones. **false s.** Any form of suture in which the bones interlock by serrations. **figure-of-eight s.** See *twisted s.* **frontal s.** An occasional s. in the frontal bone continued forward from the sagittal s. to the root of the nose. **fronto-ethmoidal s.** See *ethmoidofrontal s.* **frontolacrimal s.** The s. between the frontal and lacrimal bones. **frontomalar s.** The s. between the frontal and malar bones. **frontomaxillary s.** The s. between the frontal bone and the superior maxilla. **frontonasal s.** The s. between the frontal bone and the alae of the sphenoid bone. **frontoparietal s.** The coronoid suture. **frontotemporal s.** The s. between the frontal and temporal bones. **Glover's s.** A continuous s. in which the needle is, after each stitch, passed through the loop of the preceding stitch. **harelip s.** See *twisted s.* **implanted s.** A s. formed by implanting pins opposite each other on the two sides of a wound, and approximating the lips by winding thread or other similar material about the pins. **intermaxillary s.** The s. between the superior maxillae. **internasal s.** The s. between the nasal bones. **interparietal s.** See *sagittal s.* **interrupted s.** A s. formed by single stitches inserted separately, the needle being usually passed through one lip from without inward, and through the other from within outward. **jugal s.** See *sagittal s.* **lambdoid s.** The s. between the parietal bones and the two

superior borders of the occipital bone. **Lembert's s.** An intestinal s. in which the thread passes through the mucous membrane alone, so as to bring that membrane and the connective tissue upon which it rests together. **longitudinal s.** See *sagittal s.* **masto-occipital s.** See *occipitomastoid s.* **mastoparietal s.** See *parietomastoid s.* **mattress s.** A continuous s. in which a stitch is taken with a needle, the thread is tied, and then the needle is inserted upon the same side as that from which it emerged and passed in the opposite direction through both lips of the wound, the direction of the needle being reversed at each stitch. **maxillo-lacrimal s.** The s. between the maxilla and the lacrimal bone. **maxillo-premaxillary s.** A s. between the premaxillary portion of the superior maxilla and the rest of the bone. **mediofrontal s.** See *frontal s.* **metopic s.** See *frontal s.* **nasomaxillary s.** The s. between the nasal bone and the superior maxilla. **occipital s.** See *lambdaoid s.* **occipitomastoid s.** The s. between the occipital bone and the mastoid portion of the temporal bone. **occipitoparietal s.** See *lambdaoid s.* **palatine s.** A s. between the palate bones. **palatine transverse s.** A s. between the palate processes of the palate bone and the superior maxilla. **parietal s.** See *sagittal s.* **parietomastoid s.** The s. between the parietal bone and the mastoid portion of the temporal bone. **petro-occipital s.** The s. between the petrous portion of the temporal bone and the occipital bone. **petrosphenoidal s.** The s. between the petrous portion of the temporal bone and the ala magna of the sphenoid bone. **quilled s., quill s.** An interrupted s. in which a double thread is passed deep into the tissues, even quite below the bottom of the wound, the needle being so withdrawn as to leave a loop hanging from one lip and the two free ends of the thread from the other. A quill, or, more commonly, a piece of bougie is passed through the loops, which are tightened upon it, and the free ends of each separate thread are then tied together over a second quill. The object is to bring the deep parts into firm coaptation. **relaxation s.** A s. so arranged that it may be loosened if the tension of the wound becomes excessive. **relief s.** A row of supplementary s's including the tissues to the extent of 1 or 1½ inch on each side of a fistula or a deep wound, for the purpose of lessening the strain on the coaptation s's. **right-angled s.** A s. used in sewing intestine. The needle is passed in the same direction as the long axis of the incision and the process repeated on the opposite side of the incision, the suture being continuous. **sagittal s.** The s. between the upper margins of the parietal bones. **serrated s.** An articulation by s. in which the bones are interlocked by small projections and indentations that are fine

and delicate as compared with those of the dentated s. **shotted s.** A form of s. in which both ends of a wire or silk-worm gut are passed through a perforated shot that is then compressed tightly over them. **sphenoparietal s.** The s. between the parietal bone and the ala magna of the sphenoid bone. **sphenopetrosal s.** See *petrosphenoidal s.* **sphenosquamous s.** See *squamosphenoidal s.* **sphenotemporal s.** The s. between the sphenoid and temporal bones. **squamosarietal s., squamosal s.** The s. between the parietal bone and the squamous portion of the temporal bone. **squamosphenoidal s.** The s. between the squamous portion of the temporal bone and the great wing of the sphenoid bone. **squafous s.** 1. See *squamosarietal s.* 2. A sharpened wire shaped like a staple that is passed through both lips of a wound and then bent back. **subcuticular s.** A buried continuous catgut s. in which the needle is passed horizontally beneath the epidermis into the cutis vera, emerging at the angle of the wound, then in a similar manner passed through the cutis vera of the opposite side of the wound, and so on until the other angle of the wound is reached. **temporo-occipital s.** See *occipitomastoid s.* **temporoparietal s.** The s. between the temporal and parietal bones, made up of the squamosal and parietomastoid s's. **transverse (frontal) s.** See *coronal s.* **twisted s.** A s. in which pins are passed through the opposite lips of a wound, at right angles to the direction of the wound, and thread, floss, or other like material is wound about the pins, crossing them first at one end and then at the other in a figure-of-eight fashion, thus holding the lips of the wound firmly together. **uninterrupted s.** See *continuous s.* **zygomatic s.** A s. between the zygomatic process of the superior maxilla and the temporal bone. [Lat., *sutura*, a seam, from *suere*, to sew.]

swab (swob). A bit of cotton gauze or the like fastened to a handle for cleansing cavities, such as the mouth or the vagina, or for applying remedies, or for obtaining a bit of tissue or secretion for bacteriological examination. [Dutch, *swabben*, a fine brush.]

swage (swāj). A tool or die for imparting a given shape to metal when laid hot on an anvil or in a press or when cold. [Derivation doubtful.]

sweat (swet). 1. The product of secretion from the perspiratory glands, perspiration; a clear, colorless acid, and, when first secreted, odorless liquid, the chief constituents of which are water, chlorids (especially sodium chlorid), fatty substances, and urea. 2. In popular language, sensible perspiration. **bloody s.** See *hematidrosis.* **cold s.** Perspiration accompanied by a sensation of cold. **colored s.** See *chromidrosis.* **night s.** The dreching s. of phthisis and other debilitating diseases. [Ang.-Sax., *swāt*.]

sweating (swet'ing). Perspiration. **s.**
sickness. See *miliary fever*, under *fever*.
Swedish gymnastics. See under *gymnastics*.
swelling. A traumatic, inflammatory, or other morbid enlargement. **albuminous s.** See *cloudy s.* **cloudy s.** *Syn.*: *albuminous degeneration*. A s. of cells due to irritation from chemical and bacterial toxins; they increase in bulk while the added material is not properly assimilated, but deposited in visible albuminous granules. **glassy s.** Amyloid degeneration. **white s.** Tuberculous arthritis, especially of the knee. [Old Eng., *swelling*, n. of action from *swell*.]
swinepox. *Syn.*: *swine plague*. 1. A disease peculiar to swine, characterized by hard inflammatory tubercles on the legs and thighs. 2. *Varicella*, especially *varicella globata*.
swoon. To swoon or faint; syncope. [ME., *swounen*, to sigh or swoon.]
swooning. Syncope.
sy'co-. Combining form of Gr., *sykon*, fig.
sycose (si'kös). See *saccharine*.
sycosis (si-ko'sis). *Syn.*: *acne mentaga*, *barber's itch*, *folliculitis barbae*, *non-parasitic s.*, *s. staphylogenes*. A pustular folliculitis of the hair follicles in the beard and moustache. It occurs in two forms: **s vulgaris**, due to infection with the common pus; and **tinea s.**, due to a combined infection with the fungus of ringworm and common pus organisms. [Gr., *sykosis*, a rough figlike excrescence on the skin.]
Sydenham's laudanum. See *tincture opii crocata*, under *opium*.
syllapsiology (sil'lep-se-ol'o-je). The physiology of conception. [Gr., *syllapsis*, conception, + *logos*, understanding.]
syllapsis (sil-lep'sis). See *conception*. [Gr., *syllambanein*, to conceive.]
sylvian (sil've-an). Investigated by or named for *François de la Boë Sylvius*, a French anatomist, 1614-1672. **s. fissure.** **f. of Sylvius.** A deep f. of the brain which divides into two limbs, one of which terminates in the lower frontal convolution while the other forms the boundary between the parietal and the temporosphenoidal lobes.
sym-, syn-. Combining form of Greek prefix, *syn*, with, along, or together with, beside.
sympion, symbiont (sim'be-on, sim'be-ont). An organism living in a condition of symbiosis. [Gr., *syn*, together, + *bios*, life.]
symbiosis (sim-bi-o'sis). The normal association of dissimilar organisms, on account of their being mutually serviceable. [Gr., *symbioun*, to live with.]
symblepharon (sim-blef'ar-on). Adhesion between the bulbar and palpebral conjunctivæ. [Gr., *syn*, with, + *blepharon*, the eyelid.]
symbol (sim'bol). In chemistry, a letter or combination of letters used to designate the atom of an element. Thus, O is the s. of oxygen. 2. In psycho-analysis the means

employed for more or less evolved expression of an idea or emotion. [Gr., *symbolon*, from *syballein*, to compare.]
symbols and abbreviations, see in *appendix*, page 941.
Syme's amputation. A dislocation of the foot and removal of both malleoli. [James Syme, Scotch surgeon, 1799-1870.]
symmelia (sim-me'le-ah). A condition in which the lower extremities are completely or almost completely united. [Gr., *syn*, with, + *melos*, a limb.]
symmetrical (sim-met'rik-al). 1. Having the parts disposed in some regular order relatively to each other or relatively to an imaginary axis or medial plane in the organism. 2. Of a trisubstituted benzene compound, having all three of the replacing radicles attached to alternate atoms of carbon. [Gr., *syn*, with, + *metron*, a measure.]
symmetry (sim'met-re). The condition of being symmetrical.
sympathetic (sim-pa-thet'ik). Having sympathy with something else, due to sympathy, maintaining or promoting sympathy; pertaining to the s. nerve; as a n., the s. nerve. **great s.** See *s. nerve*, under *nerve*. [Gr., *syn*, with, + *pathos*, suffering.]
sympathy (sim'path-e). That relation of different parts of the system in virtue of which one part becomes diseased or disordered in consequence of disease or disorder existing in some other part, not because of actual extension of the morbid process by continuity of structure. [Gr., *sympatheia*, from *syn*, with, + *pathos*, suffering.]
symphora (sim'fo-rah). See *congestion*. [Gr., *sympotherein*, to bring together.]
sympthorol (sim'fo-rol). This is a collective name for a series of caffeine combinations, e. g., s. Na. is sodium and caffeine sulphonate, s. Li. and s. St. being the corresponding lithium and strontium compounds.
symphyseotomy (sim-fiz-e-ot'o-me). The operation of cutting through the symphysis pubis in order to enlarge the obstetric diameters of the pelvis. [Gr., *sympheysis*, symphysis, + *tomē*, a cutting.]
sympysis (sim'fis-is). A joint, whether movable or immovable, in which the bones are held together by some structure interposed between them. As commonly employed, the word refers more particularly to the pelvic joint, formed by the two pubic bones. **pubic s.** The union of the pubic bones in the middle line. **renal s.** More or less complete fusion of the two kidneys. **s. of the jaw.** An anterior median vertical ridge upon the outer surface of the lower jaw indicating the line of union of its two halves. [Gr., *sympheysis*, from *syn*, together, + *phyein*, to grow.]
sympophysodactylia (sim'fis-o-dak-til'e-ah). See *syndactylism*. [Gr., *sympheyein*, to grow together, + *daktylos*, a finger.]
sympophysoskelia (sim'fis-o-ske'le-ah). The condition of a symphysis. [Gr., *sympheysis*, a growing together, + *skelos*, the leg.]

Symphytum (sim'fi-tum). A genus of the *Boraginaceae*; of the ph's, *S. officinale*. *S. majus*, *S. officinale*. The common comfrey; a mucilaginous plant of Europe and northern Asia, naturalized in North America. The root was formerly reputed a vulnerary, but is now used as a demulcent and pectoral. [Gr., *symphyton*.]

sympiesometer, sympiezometer (sim-pi-es-om'et-er, sim-pi-ez-om'et-er). A barometer in which the changes of volume in a quantity of confined air indicate the fluctuations of the atmospheric pressure. [Gr., *sympiesein*, to compress, + *metron*, a measure.]

Symplocarpus (sim-plo-kar'pus). A genus of the *Aroideae*. *S. foetidus*. Skunk cabbage, the dracontium of the U. S. Ph., 1870. The rhizome and the radicles are stimulant, antispasmodic, and narcotic. [Gr., *symplokos*, entwined, + *karpos*, fruit.]

symplocia (sim-plo'se-ah). A morbid intertwining of parts. [Gr., *syn*, with, + *ploke*, a twining.]

symptom (simp'tom). Any perceptible change in the body or its functions which may be taken as an indication of the nature, situation, severity, etc., of a morbid process. See also *sign*. **constitutional s's.** S's causing a general feeling of illness. **direct s.** A s. that depends directly upon the disease it accompanies. **general s's.** See *constitutional s's.* **indirect s.** A s. which is the indirect consequence of the disease. **localizing s.** A s. pointing directly to the organ or part affected. **local s.** A s. in some particular part of the body. **objective s.** A s. which can be recognized by another person as well as the patient. **pathognomonic s.** A s. which undeniably indicates the existence of a certain disease. **premonitory s's.** S's which serve as a warning. [Gr., *symptetein*, to fall together.]

symptomatic (simp-to-mat'ik). According to or pertaining to symptoms; of the nature of a symptom.

symptomatology (simp-to-mat-ol'o-je). The science or study of symptoms. [Gr., *symploia*, a symptom, + *logos*, understanding.]

synadelphus (sin-ad-el'fus). A monster having one head and one trunk, but eight distinct limbs, instead of the normal four. [Gr., *syn*, with, + *adelphos*, a brother.]

synarthrosis (sin-ar-thro'sis). That order of articulation (arthrosis) which includes the immovable joints. Its varieties are suture, harmony, and gomphosis. **diarthrodial s.** See *amphiarthrosis*. [Gr., *syn*, with, + *arthron*, a joint.]

syncausis (sin-kaw'sis). Combustion. [Gr., *sygkausis*.]

synchondrosis (sin-kron-dro'sis). That variety of symphysis in which the bones are articulated by means of cartilage interposed between them. *s. arycorniculata*, *s. arysantoriniana*. The s. between the arytenoid cartilages and the cartilages of Santorini. *s. intersphenoidalis*. The fetal s. between the

basisphenoid and presphenoid bones. *s. sacrococcygea*. The s. between the sacrum and the coccyx. *s. sphenobasilaris*. See *s. sphenoccipitalis*. *s. sphenoidalis*. See *s. intersphenoidalis*. *s. sphenoccipitalis*. The s. between the basilar process of the occipital bone and the body of the sphenoid bone. [Gr., *syn*, with, + *chondros*, cartilage.]

synclitism (sin'klit-izm). The parallelism between the planes of the fetal head and the planes of the interior of the mother's pelvis. [Gr., *synklinein*, to lean together.]

synclonus (sin'klo-nus). See *general convulsion*, under *convulsion*. [Gr., *syn*, with, + *klonos*, a violent, confused motion.]

syncopal (sin'ko-pal). Pertaining to, affected with, or of the nature of syncope.

syncope (sin'ko-pe). Fainting; pallor and loss of consciousness from sudden weakness of the heart's action. **local s.** A sudden and temporary blanching and loss of sensibility in a part, generally one or more of the fingers. [Gr., *synkoptein*, to cut short.]

syncoptic (sin-kop'tik). Pertaining to or causing syncope.

syncrisis (sin'kri-sis). In ancient chemistry, the passage of a body from the liquid into the solid state. [Gr., *sygkrisis*, from *sygkrinein*, to compound.]

syncyanin (sin-si'an-in). The blue pigment produced by the *Bacillus syncyanus*.

syncytiolysin (sin-sit-e-o'is-in). A lysin that kills the syncytium; it is produced in the blood of animals by injecting the syncytium from another species of animal.

syncytioma (sin-sit-e-o'mah). Syns.: *chorio-epithelioma malignum*, *deciduoma malignum*, *syncytial carcinoma*. A malignant tumor of the puerperal uterus originating in the cells of the villi. [Gr., *syn*, with, + *kytos*, cell, + *oma*, tumor.]

syncytium (sin-sit'e-um). A cell-aggregate or group; particularly the tissue forming the outer layer of the early chorionic villi, a continuous protoplasmic mass containing numerous small, irregularly scattered nuclei. [Gr., *syn*, with, + *kytos*, hollow.]

syndactylism (sin-dak'til-izm). Coherence of two or more fingers or toes for the greater part of their extent. [Lat., *syndactylia*, from Gr., *syn*, with, + *dactylos*, a finger.]

syn'desm-. Combining form of Gr., *syndesmos*, a ligament, from *syn*, together, + *dein*, to bind.

syndesmectopia (sin'des-mek-to'pe-ah). Abnormal position of a ligament. [Gr., *syndesmos*, a bond, + *ektos*, out of place.]

syndesmosis (sin-des-mo'sis). That variety of articulation by symphysis in which the bones are united by ligaments. [Gr., *syndesmos*, a bond.]

syndeticon (sin-det'ik-on). A varnish made of fish-glue, glacial acetic acid, and

gelatin dissolved in water and mixed with shellac varnish.

syndrome (sin'drôm). A concomitant symptom; the concurrence of several symptoms not indicating a disease with well-defined anatomical lesions, but rather a condition. **Stokes-Adams s.** See *Stokes-Adams*. [Gr., *syndrome*, concurrence.]

synchia (sin-e'ke-ah). Continuity, union, adhesion. **anterior s.** Adhesion of the iris to the posterior surface of the cornea. **posterior s.** Adhesion of the posterior surface of the iris, usually the sphincter margin, to the anterior capsule of the lens. [Gr., *synchein*, to hold together.]

syncephalia (sin'en-sef-al'e-ah). A double monstrosity in which there are two fully developed bodies with only a single head. [Gr., *syn*, with, + *egkephalos*, the brain.]

synergia, synergy (sin-er'je-ah, sin'er-je). Associated energy. [Gr., *synergeia*.]

synergist (sin'er-jist). Cooperating; as a n., a muscle that cooperates with another, also a drug that intensifies the action of another drug.

synesthesia (sin-es-the'se-ah). Sensation produced in one part due to stimulation applied to another part. [Gr., *syn*, with, + *aisthesis*, sensation.]

syngenic, syngenic (sin-jen-et'ik, sin-jen'ik). See *congenital*.

synophthalmus (sin-of-thal'mus). See *cyclops*. [Gr., *syn*, with, + *ophthalmos*, the eye.]

synorchism (sin'or-kizm). Union or fusion of the testicles. [Gr., *syn*, together, + *orchis*, testicle.]

synostosis, synostosis (sin-os-te-o'sis, sin-os-to'sis). Union by means of bone; ankylosis. [Gr., *syn*, with, + *osteon*, a bone.]

synovia (sin-o've-ah). Syn.: *mucus articulo-rum*; *joint juice*. A tenacious, colorless, stringy secretion which lubricates a joint. [Lat., from Gr., *syn*, with, + Lat., *ovum*, egg.]

synovial (sin-o've-al). 1. Pertaining to or resembling synovia. 2. Possessed of a s. membrane.

synovin (sin'o-vin). A mucinlike body isolated from pathological synovial fluid.

synovitis (sin-o-vi'tis). Inflammation of the synovial sac of a joint or of that of a tendinous sheath. [Gr., *syn*, together, + Lat., *ovum*, egg, + Gr., *itis*, inflammation.]

synteresis (sin-ter-e'sis). Conservation, preservation. [Gr., *syn*, together, + *terein*, to watch over.]

synthesis (sin'the-sis). The building up of a single complex substance out of two or more simple substances. The primal body has the property of s. The classical example is the formation of hippuric acid in rabbits after the ingestion of benzoic acid and glycocholl. [Gr., *syn*, together, + *tithenai*, to put.]

synthetical (sin-thet'ik-al). Pertaining to, or obtained by synthesis. In chemistry,

that branch of it which deals with the building up of chemical compounds from the elements.

synthorax (sin-tho'raks). See *thoracopagus*. [Gr., *syn*, with, + *thorax*, the thorax.]

syntonin (sin'to-nin). A proteid obtained from muscular tissue.

syntoxoid (sin-toks'oyd). A toxoid which possesses the same affinity towards an antitoxin as that which the associated toxin has towards it. [Gr., *syn*, with, + *toxikon*, poison, + *eidosis*, resemblance.]

sypilid (sif'il-id). Syn.: *syphiloderma*. Any of the cutaneous lesions of syphilis. The following varieties characterized by the predominating skin lesion in each case are described: acneform, acuminate papular, annular, bullous, ecthymatous, erythematous, flat papular, follicular, frambesoid, gummatous, herpeticiform, lenticular, macular miliary papular, nodular, pemphigoid, pigmentary, pustular, tubercular, ulcerated, varicelliform, varioliform, vegetating, vesicular. [Fr.]

sypilology. See *syphilology*.

sypilis (sif'il-is). A specific, inoculable, constitutional disease, which in its earlier stage presents symptoms of systemic intoxication analogous to the symptoms of acute infectious fevers, especially the exanthemata, and in its later stage presents circumscribed lesions of many of the structures of the body, which have characteristics like tuberculosis and leprosy. It is propagated most often by sexual intercourse, less commonly by contaminated hands, or utensils, and sometimes by inheritance. The specific organism causing it is the *Treponema pallidum*, originally called *Spirochaeta pallida*. The course of the disease is marked by: 1. The first period of incubation, from the time of infection to the appearance of the initial lesion, from 12 to 21 days. 2. The primary stage, from the appearance of the initial lesion to the development of the skin lesions, from 40 to 45 days. 3. The secondary stage, from the appearance of the skin lesions (as a rule ushered in by mild fever) until the disappearance of evidences of an active constitutional infecting disease. 4. The tertiary stage, after the disappearance of the evidence of general infection the development of circumscribed gummatous lesions. This last stage may be wanting. **congenital s.** S. that has existed in an individual from birth, either as hereditary s., or by having been communicated to the fetus from the mother through the uteroplacental circulation during intra-uterine life (intra-uterine or placental s.), or by contact with syphilitic lesions in the genital passages of the mother during parturition (infectio per partum). **constitutional s.** See *secondary s. cutaneous s.* See *syphilid*. **encephalic s.** S. of the brain. **extragenital s.** S. contracted otherwise than by coitus. **hereditary s.** Properly, s. transmitted at the time of conception either through in-

fect ed semen of the father or an infected ovum of the mother or through both. The term is often used for congenital s. **infantile s.** See *congenital s.* and *hereditary s.* **latent s.** Any stage of s. in which there are no active manifestations of the disease. **malignant s.** The occurrence of severe constitutional symptoms early in the secondary stage. **primary s.** S. as it exists in an infected individual during the period intervening between the first appearance of the initial lesion (or syphilitic chancre) and the development of constitutional (secondary) s. **secondary s.** S. during the period succeeding the second incubation, characterized by generalized manifestations of infection, chiefly in the form of superficial lesions of the skin and mucous membranes, together with various functional disturbances of the nervous and vascular systems, and preceding the occurrence of the symptoms of tertiary s. s. **innocentium, s. insonitium.** Syn.: *s. of the innocent.* S. contracted otherwise than by coitus. **tertiary s.** S. in an advanced stage, characterized by localized deposits in the connective tissue of various parts of the body, chiefly in the form of syphilomata. It is attended with deep-seated ulceration of the skin or mucous membranes and syphilitic osteitis, together with organic affections of the viscera and of the nerves and blood vessels. **vaccination s.** (rare). S. acquired by vaccination, either through vaccine virus obtained from a syphilitic subject or through syphilitic contamination of the wound during the operation, as by unclean instruments. The characteristic vaccine pustule is followed by an indurated chancre. **visceral s.** Tertiary or congenital s. in which the viscera are especially subject to the inflammatory process. [This word was originally used to designate a mythical character by Fracastori, who, in a Latin poem, published at Verona in 1521, represents his hero, *Syphilus*, as smitten with the disease for disrespect shown to the gods. It has been variously derived from the Gr., *syn*, with, + *philos*, loving, or from *syphilos*, friend of a pig; but there is no authority for either.]

syphilitic (sif-il-it'ik). 1. Affected with syphilis. 2. Pertaining to or having the nature of syphilis. [Lat., *syphiliticus*.]

syphilography (sif-il-og'ra-fe). A treatise on or description of syphilis. [Syphilis, + Gr., *graphein*, to write.]

syphiloid (sif'il-oyd). Relating to or resembling syphilis; as a n., any one of certain epidemic diseases more or less resembling syphilis. [Lat., *syphilis*, + Gr., *eidos*, resemblance.]

syphilologist (sif-il-ol'o-jist). One versed in the knowledge of syphilis. A specialist in the diagnosis and treatment of syphilis.

syphilology (sif-il-ol'o-je). The pathology, etc., of syphilis. [Syphilis + Gr., *logos*, understanding.]

syphiloma (sif-il-o'mah). The gumma of

tertiary syphilis. [Syphilis + Gr., *oma*, tumor.]

syphilomania (sif-il-o-ma'ne-ah). See *syphilophobia*. [Syphilis + Gr., *mania*, madness.]

syphilophobia (sif-il-o-fo'be-ah). A morbid dread of having syphilis. [Syphilis + Gr., *phobos*, fear.]

syphilophyma (sif'il-o-fi'mah). Any growth or excrescence which is of a syphilitic character. [Syphilis + Gr., *phyma*, growth.]

syringe (sir'inj). An instrument consisting usually of a tube terminating in a small orifice and fitted with a piston by the action of which a liquid is first drawn in and then expelled in a stream, as for injecting animal bodies, cleansing wounds, and the like. Also a bag or receptacle for fluid together with an attached tube. [Gr., *syrix*, a tube.]

syringin (sir'in-jin). Lilacin, a glucosid, $C_{17}H_{24}O_6 + 4H_2O$, obtained from the bark of *Syringa vulgaris* and from *Ligustrum vulgare*. It is probably of no therapeutic value.

syringitis (sir-in-jit'is). Inflammation of the eustachian tube. [Gr., *syrix*, a tube, + *itis*, inflammation.]

syringo (sir-in-go). Combining form of Gr., *syrix*, *syringos*, pipe.

syringobulbia (sir-in-go-bul'be-ah). The presence of cavities in the medulla oblongata. [Gr., *syrix*, tube, + *bolbos*, bulb.]

syringocystadenoma (sir'in-go-sist'ad-e-no'mah). Of Unna, a papule said to be due to adenoid epithelioma of sweat glands. [Gr., *syrix*, a pipe, + *kystis*, a bladder, + *aden*, a gland, + *oma*, tumor.]

syringocystoma (sir-in'go-sis-to'mah). A cystic tumor situated in the ducts of the sweat glands. [Gr., *syrix*, a tube, + *kystis*, cyst, + *oma*, tumor.]

syringomeningocele (sir-in'go-men-in-go-sel). A meningocele which is similar in character to a syringomyelocele. [Gr., *syrix*, a pipe, + *menigr*, membrane, + *kele*, tumor.]

syringomyelia (sir-in-go-mi-e'le-ah). Syn.: *medullary gliomatosis*. A morbid condition characterized by the formation of irregular dilatations of the central canal of the spinal cord. [Gr., *syrix*, a fistula, + *myelos*, marrow.]

syringomyelocele (sir-in'go-mi'e'l-o-sel). A cyst of the spinal cord due to closure of the canal. See *spina bifida*. [Gr., *syrix*, tube, + *myelos*, marrow, + *kele*, tumor.]

syringomyelus (sir-in'go-mi'e'l-us). Dilatation of the central canal of the spinal cord accompanied by the conversion of the gray matter to connective tissue. [Gr., *syrix*, a tube, + *myelos*, marrow.]

syrup (sir'up). See *syrupus* [U. S. Ph., Br. Ph.]. **Easton's s.** See under *Easton*. **hive s.** Compound s. of squill. **simple s.** See *syrupus* (1st def.). [Lat., *syrupus*.]

syrupus (sir'up-us). 1. A concentrated solution of cane sugar in water. 2. A

medicinal preparation containing enough sugar to give it the consistence of syrup.

3. A class of pharmaceutical preparations consisting of ordinary s. containing some medicinal principle in solution [U. S. Ph., Br. Ph.]. **s. acidi citrici**. A s. of citric acid; citric acid 10 gm., tincture of fresh lemon peel 10 c.c., distilled water 10 c.c., syrup to make 1,000 c.c. [U. S. Ph.]. **s. aromaticus**. A preparation containing tincture of orange, cinnamon water, and syrup [Br. Ph.]. **s. fuscus, s. hollandicus**. Molasses. **s. hypophosphitum**. A syrup containing the hypophosphites of calcium, potassium, and sodium [U. S. Ph.]. **s. hypophosphitum compositus**. A very complex syrup containing, beside the hypophosphites of various bases, quinin and strychnin. It is reputed to be tonic, but the hypophosphites are probably useless therapeutically [U. S. Ph.]. [Lat.]

syssarcosis (sis-sai-ko'sis). That variety of articulation in which the bones are connected with each other by means of muscles (e. g., that of the scapula with the ribs). [Gr., *syn*, with, + *sarkosis*, fleshy growth.]

system (sis-tem). 1. A methodical arrangement of organisms, etc., according to their relationships. 2. A group or aggregation of organs or structures having special functions. **alimentary s.** See *gastro-enteric s.* **association s.** A s. of association fibers. **callosal s.** The s. of nerve fibers in the corpus callosum which, according to Meynert and Arnold, unite symmetrical regions in the two hemispheres. **cardiovascular s.** The heart and blood vessels. **central nervous s.** The brain and spinal cord. **circulatory s.** See *cardiovascular s.* **commissural s.** See *trabecular s.* **extraspinal ganglionic s.** Of M. Hall, the sympathetic nervous ganglia situated on each side of the spine. **first association s.** The s. of associated fibers connecting the optic thalamus with the cortex cerebri. **first projection s.** Of Meynert, those tracts of nerve fibers which extend between the great ganglionic masses of the brain and the convolutions. They include a portion or the whole of the corona radiata. **ganglionic nervous s.** See *sympathetic (nervous) s.* **gastro-enteric s., gastro-intestinal s.** The alimentary tract from the lips to the anus. **gastrovascular s.** A s. having both digestive and circulatory functions. **genito-urinary s.** The urinary and reproductive organs. **haversian s.** An haversian canal with its lamellae, lacunae, and canaliculi. **lymphatic s.** The lymph vessels and nodes. **lymph canalicular s.** Intercommunicating lymph cavities in the connective tissue of organs continuous with the lymphatic capillaries. **middle s. of the fibrae arcuatae.** The arciform fibers connected with the corpus dentatum olivae. They form its capsule, and then

enter it, being connected, according to Meynert, with its nerve cells. **nervous s.** The brain, spinal cord, sympathetic nervous s., and nerves. **organic nervous s.** See *sympathetic (nervous) s.* **projection s.** The sensory nerve fibers of the body which terminate in the cortex, passing through the central tubular gray matter after converging from the crura cerebri, primarily derived from peripheral sensory nerves; so-called because an image of the external world is considered as projected upon the cerebral cortex by the aid of this s. **respiratory s.** The lungs and air-passages. **spinal s. of nerves.** The nerves originating from the spinal cord in distinction with those having a cranial origin. **superior s. of the fibrae arcuatae.** The upper bundles of arcuate fibers of the medulla oblongata. **sympathetic (nervous) s.** The sympathetic nerves and ganglia and the plexuses connected with them. **trabecular s., transverse associating s.** Those bundles of nerve fibers (e. g., the corpus callosum and the anterior commissure) which connect similar regions of the opposite hemispheres of the brain. **vascular s.** The s. of vessels concerned in the circulation of the blood. [Gr., *systema*, *syn*, with, together, + *istanai*, to set, to arrange.]

systemic (sis-tem'ik). Pertaining to the body as a whole; not local. [Gr., *systema*, a whole compounded of several parts.]

systole (sis-to-le). Contraction; especially that of the walls of the heart, occurring alternately with their diastole. See also *diastole*. **aborted s., abortive s.** Of F. Franck, a cardiac s. that does not produce an elevation of pressure in the aortic system. It may be caused by mitral regurgitation, lack of ventricular distention, or deficient energy. **anticipated s.** Of F. Franck, an aborted s. due to a deficient quantity of blood in the ventricle. **arterial s.** The retraction of the arterial wall just subsequent to the cardiac s. **auricular s.** The contraction of the auricles of the heart. **extras.** A s. of the ventricle out of the normal sequence with the auricular s. produced usually by a stimulus arising in the ventricle or the A-V bundle. **hemic s.** A separate or independent s. of one half (one ventricle) of the heart. **ventricular s.** The s. of the ventricles. [Gr., *systemein*, to draw together.]

systolic (sis-tol'ik). Pertaining to the systole. **s. murmur.** See under *murmur*. **s. platan.** The more or less flattened top of the curve of intraventricular pressure, indicating a maintenance of maximum contraction for a certain period in the ventricular muscle. **s. pressure.** The highest pressure reached in an artery during the passage of the pulse wave.

Syzygium (siz-ij'e-um). A genus of the *Myrtaceae*, regarded by some as a section of *Eugenia*. **S. jambolanum.**

Jambolan tree; or jambul. The root bark is used as an astringent, the bark of the stem and branches in aphthae, and

the acidulous berries in gargles and in preparing an astringent and stomachic syrup. [Gr., *syzygos*, yoked.]

T

T. Abbreviation for temperature, and, in eye-practice, for intra-ocular tension. **T. bandage.** A bandage made in the shape of the letter T. The patient lies on bandage in dorsal position; ends of top of the T are brought forward around waist, while the upright is carried over perineum and its end fastened to ends of top piece on abdomen.

tab. A small piece of skin or tissue.

tab'acum. Syn.: *folia nicotiana*; *herba nicotiana*. The dried leaves of *Nicotiana t.* It contains the alkaloid nicotine.

Tabanus (tab'an-us). A genus of blood-sucking flies of the *Diptera* and the family *Tabanidae*. **T. bovinus.** A species sucking the blood from cattle.

tabardillo (tab-ar-dē'l'yo). An acute febrile disease in parts of Mexico. It resembles typhus in some respects but is thought to be a distinct disease. [Span.]

tabella (tab-el'lah). See *tablet*. [Lat., dim. of *tabula*, a board.]

tabes (ta'bēz). A wasting away, especially atrophy of the muscles; also t. dorsalis. **t. abdominalis.** T. due to tuberculous abdominal disease. **t. diabetica.** See *diabetic t.*, under *diabetic*. **t. dorsalis.** **t. dorsualis.** Consumption of the spinal cord. Syn.: *locomotor ataxia*. **t. mesenterica.** **t. meseraica.** See *phthisis meseraica*, under *phthisis*. [L.]

tabet'ic. Affected with tabes dorsalis.

ta'ble. A structure resembling the piece of furniture so called, or its flat top. **inner t. (of the cranial wall).** The inner solid osseous part of the bones of the cranial wall. **outer t. (of the cranial wall).** The outer solid osseous portion of the bones of the walls of the cranium. **t's of the skull.** The condensed inner and outer layers of the cranial bone which include the diploe. [Lat., *tabula*, board plank.]

tables of weights and measures, see in *appendix*, pages 941, 942, 943.

tab'let. A lozenge, powdered sugar or chocolate brought to the proper consistence with the aid of mucilage, or the drug may be compressed into tablets without a mixture. **compressed t.** A t. composed of a drug which has been subjected to sufficient pressure to cause it to retain its form. Usually more recipient is added. **hypodermic t.** A t. is compressed so as to retain its shape but without more than a trace of insoluble excipient; intended for solution and hypodermic injection. **t. triturate.** See *triturate*. [Lat., *tabula*, a board.]

tabloid (tab'loyd). Trade name of tablets for certain English medicinal preparations.

taboparesis (ta'bo-par'e-sis). A condition showing symptoms of both tabes and paresis.

tacamahac (tak'ah-ma-hak). Any one of various bitter balsamic resins, especially American t. and East Indian t., analogous to the turpentine in properties; formerly much used, but now only as a constituent of plasters and ointments. **North American t.** The balsamic resin obtained from the buds of *Populus balsamifera*. [Lat., *tacamahaca*.]

tâche (tash). A spot or macula. **t. cérébrale.** A persisting red streak caused by scratching the skin. A red dermatographia, seen in meningeal affections. **t. de feu.** *Nevus vascularis*. [Fr.]

tachiol (tak'e-ol). A synonym for silver fluorid; used as an antiseptic in cystitis.

tachistoscope (tak-is'to-sköp). Of Volkmann, a sort of stereoscope in which a falling lid or diaphragm opens for an instant one or both of the holes through which the observer looks. [Gr., *tachistos*, most swift, + *skopein*, to examine.]

tachometer (tak-om'et-er). See *hemotachometer*. [Gr., *tachys*, swift, + *metron*, a measure.]

tachy-. Combining form of Gr., *tachys*, swift.

tachycardia (tak-ik-ar'de-ah). Abnormally rapid action of the heart, especially the condition not induced by fright. **paroxysmal t.** T. occurring at intervals; it may be due to reflex irritation. [Gr., *tachys*, quick, + *kardia*, heart.]

tachyphylax'is. A tolerance or immunity acquired within a few minutes by the slow injection of a substance such as the extract of an organ.

tachypnea (tak-ip-ne'ah). Marked rapidity of breathing. [Gr., *tachys*, quick, + *pnoe*, breathing.]

tachysyne'chia. A term suggested in place of tachyphylaxis (q. v.).

taciturn (tas'it-urn). Characterized by silence or disinclination to conversation. [Lat., *tacere*, to be silent.]

tactile, tactual (tak'til, tak't'u-al). Pertaining to the sense of touch. [Lat., *tactilis*, from *tangere*, to touch.]

tac'tus. See *touch*. **t. eruditus.** The educated touch, delicacy of touch acquired by training. [Lat., *tangere*, to touch.]

tag. A small pendant piece or part hanging from or attached more or less loosely to the main body of anything.

tagatose (tag'at-ös). A ketohexose (carbohydrate), C₆H₁₂O₆.

Tagetes erecta (taj-e'tēz e-rek'tah). African marigold, indigenous to Mexico. The capitules are stimulating and anthelmintic,

and are often substituted for calendula.

The roots and fruits are purgative.

tagma (tag'mah). Of Pfeffer, an aggregate of molecules (e. g., a pleon or a micella). [Gr., a thing arranged.]

tail (tāl). In the human embryo, a conical caudal appendage visible during the fifth and sixth weeks; in other mammals, the vertebrae posterior to the sacrum, together with their muscles and integument; in general, any slender terminal prolongation. **t. of a bandage.** The portion first unrolled. **t. of a muscle.** The portion near its insertion when considerably attenuated. **t. of the epididymis.** See *globus minor of the epididymis*, under *globus*. **t. of the pancreas.** The left and smaller portion of that gland. [Ang.-Sax., *taegl*.]

Tait's operation for repair of the perineum. A transverse incision in the perineum and a blunt dissection carried inward for about an inch and a half between the vagina and the rectum. The incision is closed by interrupted sutures passed transversely from the skin surface, beginning next to the anus and ending at the reconstructed fourchet. [*Laxson Tait*, Eng., gynecologist, 1845-1899.]

taka-diastrase (tah'kah-di'as-tās). See under *diastase*.

talalgia (tal-al'je-ah). A pain in the heel. [Lat., *talus*, the heel, + Gr., *algos*, pain.]

talc (talk). A mineral consisting chiefly of tetra magnesian pentasilicate, $Mg_3Si_2O_8$.

pulvis talcis salicylicus. A mixture of talc with boric acid and salicylic acid [N. F.]. **talcum purificatum.** T. purified by the removal of impurities by hydrochloric acid and water. Used as a lubricant and dusting powder [U. S. Ph.]. **Venetian t.** Syn.: *soapstone*. A native hydrous magnesium silicate, used as a dusting powder. [Lat., *talcum* [U. S. Ph.]

talcum (tal'kum). See *talc*.

talipes (tal'ip-ēz). A distorted shape of the foot. **spasmodic t.** A variety of non-congenital t. due to the spasm or paralysis of certain muscles. **t. arcuatus.** See *t. cavus*. **t. calcaneovalgus.** The condition in which the foot is everted with depression of the heel. **t. calcaneovarus.** A variety in which the foot is inverted with depression of the heel. **t. calcaneus.** Permanent dorsal flexion of the foot, so that the weight of the body rests on the heel only. **t. cavus.** An exaggerated curvature of the arch of the foot, the anterior part of the foot being drawn backward. **t. equinovalgus.** A variety in which the foot is everted as well as extended. **t. equinovarus.** A deformity characterized by inversion, torsion, and depression of the fore part of the foot with elevation of the heel. **t. equinus.** Depression of the anterior portion of the foot to a greater or lesser degree, so that the patient walks without touching the ground with the heel. **t. planus, t. spuriovalgus.** See *flat-foot*. **t. valgus.** Splay-foot; a deformity, characterized by depression of the arch of the foot, so

that the inner side of the sole touches the ground. The sole may be everted. The deformity is an alteration in the positions of the astragalus, the os calcis, and the scaphoid bone. **t. varus.** Cross-foot; a t. in which the foot is twisted inward. [Lat., *talus*, the ankle, heel, + *pes*, foot.]

talipomanus (tal-ip-om'an-us). Club-hand; a more or less permanent deviation of the hand at the wrist in flexion, extension, abduction, adduction, or some intermediate posture. [Lat., *talipes*, club-foot, + *manus*, hand.]

talose (tal'ōs). An aldohexose, $C_6H_{12}O_6$ isomeric with glucose.

ta'lus. See *astragalus*. [Lat., *talus*, ankle.]

tamarind (tam'ar-in'dus). The genus *Tamarindus*; also the fruit *Tamarindus indica* or its preserved pulp. [Lat., *tamarindus*.]

ta'mar in'dien. A proprietary purgative confection consisting apparently of a pasty cake containing senna, inclosed in chocolate and sugared on the outside.

Tamarindus (tam-ar-in'dus). 1. A genus of the *Leguminosae*. 2. Of the U. S. Ph. and Br. Ph., the preserved pulp of the fruit of *T. indica*. **T. indica.** Tamarind, Indian date; a tree 70 to 80 feet in height, cultivated in tropical Asia and America, and found wild in northwestern Australia. The fruit (the tamarind), deprived of its brittle epicarp and preserved, constitutes tamarind pulp, which is used as a laxative. It contains tartaric acid, acid potassium, tartrate, traces of citric and malic acids, gum, pectin, etc. [Lat.]

tambour (tam'boor). An apparatus devised to demonstrate movements of various kinds. It consists of a small metal chamber with a top of rubber-dam. Variations of pressure within the chamber cause expansion or collapse of the rubber membrane and thus movements are magnified and recorded by a suitable lever. **Marey's t.** See under *Marey's*. **registration t.** See *Marey's t.*

tampicin (tam'pis-in). A resin, $C_{24}H_{34}O_{14}$, obtained from the root of *Ipomea simulans*.

tam'pon. A plug of some soft material for closing a wound, a cavity, or an orifice. **chain t., kite-tail t.** A t. consisting of a number of pledgets tied at intervals on a string, as in the tail of a kite. **diagnostic t.** A vaginal t. inserted to detect the uterine discharge for examination. [Fr., *tampon*, stopper, plug.]

tam'poning. The process of plugging by means of a tampon.

Tamus. A genus of the *Dioscoreaceae*. **T. communis.** A climbing plant of Europe, northern Africa, and temperate Asia. The acrid tuberous root is diuretic and purgative and in large doses emetic.

tanacetin (tan-as-et'in). A bitter substance, probably a mixture, contained in the leaves and flowers of *Chrysanthemum vulgare*.

tanacetone (tan-as-et'on). A liquid, C_{10}

H₂O, obtained from oil of tansy and other volatile oils from related plants. It acts as an abortifacient.

Tanacetum (tan-as-et'um). 1. A genus of plants included by some authors in *Chrysanthemum*. 2. Tansy; the leaves and tops of *Tanacetum vulgare*; an aromatic, bitter, and irritant narcotic.

tanal'um. Aluminum tannotartrate; used in diseases of the nose and throat.

tanfor'mal. A proprietary intestinal astringent and disinfectant.

tangential. See *Brewster's law*.

tanghin (tan'gĕn). *Cerbera*; its seed, the ordeal bean of Madagascar, contains tanghinin, the active principle. It acts much like digitalis. [Lat., *tanghinia*.]

tanghinin (tan'gin-in). A glucosid, isomeric with cerberin (probably C₂₆H₄₆O₁₂).

tan'nal. 1. Aluminum tannate (insoluble). 2. Aluminum tannotartrate (soluble).

tannalbin (tan-al'bin). An astringent compound of tannin and albumin; used in infantile diarrhea. It is said to act only in the intestine.

tannate (tan'at). A salt of tannic acid.

tannic (tan'nik). Derived from tan; containing t. acid.

tannicus (tan'nik-us). See *tannic*; as a n., in the neut., tannicum, an astringent that contains tannic acid.

tannigen (tan'ni-jen). Diacetyl tannin, C₁₄H₆(COCH₃)₂O₆; an intestinal astringent.

tannil (tan'nil). A proprietary preparation which (it is claimed) passes through the stomach unchanged and exerts an antiseptic action on the intestine.

tan'nin. See *tannic acid*, under *acid*. **t. formaldehyd**. See *tannoform*.

tannismuth (tan'is-muth). Bismuth bitannate, approximately Bi(OH)(C₁₄H₆O₆)₂, containing about 20 per cent. bismuth. Astringent; used in catarrhal enteritis.

tan'no-. Combining form of tannin; of or relating to tannin.

tannocol (tan'no-kol). An astringent composed of equal parts of tannin and gelatin.

tannoform (tan'no-form). A condensation product of tannin and formic aldehyd, CH₂(C₁₄H₆O₆)₂. It is astringent; used in catarrhal enteritis.

tan'non, **tan'nopin**. A condensation product of tannin and hexamethylamin; used in infantile diarrhea.

tannosal (tan'no-sal). Creosol.

tan'sy. See *Tanacetum*.

tapeworm. See *tenia* (2d def.). **armed t.** See *Taenia solium*. **beef t.** See *Taenia saginata*. **broad t.** See *Bothriocephalus latus*. **common t.** See *Taenia solium*. **dwarf t.** See *Taenia echinococcus*. **hydatid t.** See *Taenia solium*. **Swiss t.** See *Bothriocephalus latus*. **unarmed t.** See *Taenia mediocanellata*, under *tenia*.

tapioca (tap-e-o'kah). Cassava starch in the form of rounded masses. Used as a food.

tap'ping. See *paracentesis*.

tar. 1. A highly complex material pro-

duced by the destructive distillation of various organic substances. 2. Of the U. S. Ph. and Br. Ph., a product obtained by the destructive distillation of the wood of different species of pine. On distillation it yields oil of t. and an acid liquid (impure pyroligneous acid), the residue being pitch. T. yields a small proportion of its constituents, especially pyrocatechin, to water, imparting to it an acid reaction and a peculiar taste. It is readily soluble in alcohol, in ether, and in solutions of the caustic alkalis. In medicinal properties it resembles the turpentine, but is much less irritant.

beech t. A t. made from the wood of *Fagus sylvatica*; official in some ph's as the best source of creosote. **coal t.** A dark, semiliquid substance obtained in the dry distillation of coal. It is highly complex in structure, yielding by distillation and rectification many valuable products such as naphthalene and other solids, benzene and other neutral hydrocarbons, phenol and other alcohols, ammonia and other bases, as well as illuminating gases, heating gases, and certain impurities. **juniper t.** See *oil of cade*, under *cade*. **oil of t.** The volatile oily liquid obtained in the distillation of wood t.; almost colorless when freshly prepared, but becoming dark on standing. It contains various hydrocarbons of the paraffin series, hydrocarbons of the aromatic series, and the alcohols of the latter series, including carboic acid and the mixture of phenols constituting creosote. **Stockholm t.** A synonym for the official *pix liquida*.

tar'antism. An epidemic chorea that appeared in Apulia in the 15th century and spread through Italy; then supposed to be caused by the bite of *Lycosa tarantula*.

tarantula (tar-an'tu-lah). A venomous spider (*T. lycosa*) found in Europe. **T. cubensis**. A Cuban spider. **T. hispania**. A Spanish venomous spider.

taraxacerin (tar'aks-as-e'rin). A principle, C₈H₁₆O, obtained from the root of *Taraxacum officinale*.

taraxacin (tar-aks'as-in). A bitter principle obtained from the juice of the root of *Taraxacum officinale*.

Taraxacum (tar-aks'ak-um). 1. A genus of cichoriaceous plants. 2. Dandelion root; in the U. S. Ph., the root (in the Br. Ph., the fresh roots) of *T. officinale* gathered in autumn. 3. The leaves of *T. officinale*. **T. dens leonis**, **T. officinale**, **T. officinarum**. Dandelion. It is somewhat tonic, diuretic, and laxative, and was formerly used in hepatic disorders. Dried, ground, and roasted, it is sometimes used with or as a substitute for coffee. The extract and fluidextract of dandelion are official in the U. S. Ph., and a compound elixir of dandelion in the N. F.

tarchiol (tar'ke-ol). A trade name for silver fluorid.

Tar'nier's for'ceps. The original axis-traction obstetrical forceps. [*Etienne*

Stéphane Tarnier, French obstetrician, 1828-1897.]

tarsadenitis (tars-ad-en-i'tis). Inflammation in the meibomian glands. [Gr., *tarsos*, tarsus, + *aden*, gland, + *itis*, inflammation.]

tarsalgia (tar-sal'je-ah). 1. Pain in the tarsus. 2. Painful valgus. [Gr., *tarsos*, the tarsus, + *algos*, pain.]

tarsitis (tar-si'tis). Inflammation of the margin of the eyelids. [Gr., *tarsos*, eyelid, + *itis*, inflammation.]

tar'so-. Combining form of Gr., *tarsos*, the flat of the foot between the toes and the heel.

tarsoclasia (tar-sok'las-is). The operation of breaking a deformed tarsus by force. [Gr., *tarsos*, the tarsus, + *klasis*, a breaking.]

tarsophyma (tar-so-fi'mah). Any tarsal tumor. [Gr., *tarsos*, tarsus, + *phyma*, growth.]

tarsorrhaphy (tar-sor'af-e). Any operation for shortening and narrowing the palpebral fissure. [Gr., *tarsos*, the tarsus, + *raphé*, a seam.]

tarsotomy (tar-sot'o-me). 1. A cutting operation on the tarsus of the foot. 2. The removal of a portion or the whole of the tarsal cartilage. [Gr., *tarsos*, the tarsus, + *tome*, a cutting.]

tar'sus. 1. The bony structure constituting the greater part of the arch of the foot, consisting of the os calcis, the astragalus, the scaphoid, the cuboid, and the three cuneiform bones. 2. The so-called cartilage of the upper eyelid (tarsal cartilage), which forms the skeleton or support of the lid. [Gr., *tarsos*, lit., any broad, flat surface.]

tar'tar. 1. A substance deposited as a whitish or reddish crystalline crust on the inside of wine casks, consisting of a mixture of acids and normal tartrates, especially those of potassium and calcium. 2. See *sordes*. **cream of t.** See *potassium bitartrate*, under *potassium*. **t. emetic.** See *antimony and potassium tartrate*, under *antimony*. List of poisons and their antidotes, see in *appendix*, page 938. [Lat., *tartarus*, *tartarum*.]

tartaric (tar-tar'ik). Derived from or contained in tartar. **t. acid.** See under *acid*.

tartarized (tar'tar-izd). Containing tartar or tartaric acid.

tartarolithin (tar-tar-lith'in). A proprietary preparation of lithium bitartrate.

tartrate (tar'trät). A salt of tartaric acid. [Lat., *tartras*.]

tar'tro-. Combining form of Fr., *tartre*, tartar (bitartrate of potassium); used in the names of chemical compounds.

tartronyl (tar'tron-il). The bivalent radical of tartronic acid, $\text{CH}(\text{OH}) < \begin{smallmatrix} \text{CO}' \\ \text{CO}' \end{smallmatrix}$.

taste. The sensation of flavor due to the action of certain exciting substances upon special nerve endings in the tongue.

after-t. A t. perceived after the direct action of the sapid substance has ceased.

t. beakers, t. buds, t. bulbs, t. cups. See *t. buds*, under *bud*. **t. pore.** The

narrow end or summit of a t. bud seen on a free surface, usually on the side of a fungiform or foliate papilla.

tattooing (tat-too'ing). The process of introducing particles of coloring matter into the true skin, by punctures or incisions, so as to produce indelible stains. **t. of the cornea.** Artificial pigmentation of the cornea (usually with India ink) for the removal of the cosmetic defect produced by a dense leukoma. [Polynesian, *ta'tau*, markings made by tattooing.]

tauric (tau'rin). Amido-ethylsulphuric acid, $\text{NH}_2\text{CH}_2\text{SO}_3\text{H}$, found in the bile and in various animal tissues in combination with cholic acid, as taurocholic acid.

tau'ro-. Combining form of Gr., *tauros*, bull.

taurocho'lic. See *acid*. [Gr., *tauros*, bull, + *chole*, bile.]

taurocolla (tau-ro-kol'lah). Animal glue, especially that prepared from the ears, etc., of cattle. [Gr., *tauros*, a bull, + *kolla*, glue.]

tau'to-. Prefix representing Gr., *tauto*, a contraction of *to auto*, the same.

tautomerism (tau-tom'er-izm). The phenomenon of one and the same chemical substance reacting as though it has two different formulae. Classical examples are aceto-acetic ester and uric acid.

tax'in. A resinous alkaloid obtained from the leaves and berries of *Taxus baccata*.

tax'is. Lit., arrangement; a reduction, especially a methodical pressure by the hand for the purpose of reducing a hernia or other prolapsed structure. [Gr., *taxis*, from *tassein*, to arrange.]

Taxodium (taks-o'de-um). A genus of the *Taxodiaceae* (a tribe of the *Coniferae*). **T. distichum.** Bald cypress of the southern United States, Mexico, etc. The tree yields an essential oil, also a resin which is used as an external stimulant. [Gr., *taxos*, yew, + *eidos*, resemblance.]

taxonomy (taks-on'o-me). The science of classification; the arrangement of living organisms in groups according to their degrees of likeness. [Gr., *taxis*, arrangement, + *nomos*, a law.]

tea. The dried leaves of *Camellia thea* and its varieties, often further aromatized with the flowers or leaves of the rose, jasmine, sweet-scented olive, etc. T. contains from 1.5 to 4 per cent. of caffeine, a volatile oil, and a variable amount of tannin; very little of the latter is extracted when the leaf is infused for a minute or two minutes. There are many commercial varieties of t. **black t.** T. of a dark brown color; prepared from leaves which have been allowed to remain in heaps for some hours and undergo a kind of fermentation, and afterward slowly dried. It is less pungent and fragrant than green t. **Carolina t. plant.** The *Ilex comitoria* or *Apache t.* (not to be confused with *Camellia thea* now cultivated in the Carolinas). **green t.** T. of a dark green color; prepared from leaves which have undergone no fermentation, and have been so rapidly dried as not to lose their chlorophyll. Its

- color, however, is often due to an artificial coloring matter. It contains more volatile oil and tannin than black t. **Labrador t.** A t. made from the leaves of *Ledum latifolium*. **marsh t.** See *Ledum palustre*, under *Ledum*. **New Jersey t.** The genus *Ceanothus*, especially *Ceanothus americanus*. **Paraguay t.** See *Ilex paraguaiensis*, under *Ilex*. **t'berry.** *Gaultheria procumbens*. [Lat., *thea*.]
- tear.** See *laceration*.
- tease** (tēz). To separate tissues by means of fine needles for examination with the microscope.
- technic, technique** (tec'nik). The name of performance or the details of a surgical operation or any mechanical act. [Gr., *technikos*, of or pertaining to art, skilful.]
- technical chem'istry.** See under *chemistry*.
- tech'no-.** Combining form of Gr., *techne*, art.
- tec'no-.** Combining form of Gr., *tekonon*, child.
- teething** (tē'thing). See *dentition*.
- teg'men.** Any covering or integument.
- t. mastoideum.** The lower hollow part of the t. tympani covering the mastoid antrum. **t. tympani.** The superior wall or roof of the tympanic cavity, formed by an osseous plate continuous with the superior surface of the pyramid. This plate extends beyond the boundaries of the tympanic cavity, forming part of the superior lamella of the osseous meatus, of the upper wall of the cells of the mastoid process, of the roof of the canal for the tensor tympani, and of the osseous portion of the eustachian tube. It is pierced by several apertures, and may be in great part wanting. [Lat., *tegere*, to cover.]
- tegmentum** (teg-men'tum). The dorsal portion of the crus cerebri, made up of longitudinal bundles of white nerve fibers interlaced with numerous transverse and arching fibers. In the interstices are collections of gray matter containing ganglion cells. The t. may be regarded as the prolongation upward of the reticular formation. To one side of it lies the lemniscus. [Lat., from *tegere*, to cover.]
- teg'min.** A certain varnishlike preparation to be applied to slight wounds, said to consist of yellow wax, gum arabic, and water.
- te'gone.** A preparation similar to gelone, but having agar-agar as the base; used in making bandages.
- Teich'mann's crys'tals.** Syn.: *hematin*. The hydrochloric acid compounds of hematin. Their demonstration is an important test in the medico-legal proof of blood. [Ludwig Teichmann, German histologist, 1825-1895.]
- teichopsia** (ti-kop'se-ah). A bright, irregular blur before the eyes seen in migraine. [Gr., *teichos*, wall, + *opsis*, vision.]
- tela** (te'lah). 1. A web. 2. See *tissue*. [Probably from Lat., *texere*, to weave.]
- telangiectasia, telangiectasis** (tel-an''je-ek-ta-zhe-ah, tel''an-je-ek'ta-sis). Dilatation of the capillaries or small blood vessels due to an obstruction to the flow of blood, by pressure on contracting fibrous tissue. [Gr., *telos*, the end, + *aggeion*, vessel, + *ektasis*, dilatation.]
- telangiectatic** (tel-an''je-ek-tat'ik). Pertaining to the nature of telangiectasia.
- telangiectoma** (tel-an-je-ek-to'mah). A simple nevus or birth mark from dilated capillaries. [Gr., *telos*, the end, + *aggeion*, vessel, + *oma*, tumor.]
- telangioma** (tel-an-je-o'mah). Same as *telangiectoma*.
- telangiosis** (tel-an-je-o'sis). Any disease of the capillaries. [Gr., *telos*, the end, + *aggeion*, vessel.]
- Telanthera** (tel-an-the'rah). A genus of the *Amarantaceae*. **T. polygonoides.** A plant found in the southern United States; used as a diuretic.
- tele-, tel-.** Representing Gr., *tele*, combining form of *tele*, afar, far off.
- telegony** (tel-eg'o-ne). The part conjectured to be played by a male in so "inflecting" with his surplus semen those ovarian ova of the female that escape fecundation (or at least do not undergo development) as to incline her to produce to subsequent mates progeny resembling the first one. See *indirect atavism*, under *atavism*. [Gr., *tele*, afar, + *gonos*, offspring.]
- telegraph** (tel'eg-raf). An apparatus for conveying information to a distance, especially for conveying it very rapidly by electrical currents. **muscle t.** Of Du Bois-Reymond, an apparatus for recording muscular contractions. [Gr., *tele*, afar, + *graphein*, to write.]
- telencephalon** (tel-en-sef'al-on). See *prosencephalon*.
- tel'eo-, tel'e-.** Representing Gr., *teleo*, combining form of *teleos*, *teleios*, perfect, complete, from *telos*, end.
- teleology** (te-le-ol'o-je). The doctrine of design or of adaptation to purpose. See *dysteleology*. [Gr., *telos*, the end, + *logos*, understanding.]
- telepathy** (tel-ep'ath-e). A sympathetic sensation felt by one person in fancied connection with an occurrence happening to another at a distance, or the direct influence of the mental processes of one person by those of another. [Gr., *tele*, afar, + *pathos*, feeling.]
- telephone** (tel'e-fōn). An instrument for reproducing sound at a distant point by the transmission of impulses over a conducting wire or cord, especially by the agency of electricity. [Gr., *tele*, far away, + *phone*, sound.]
- telescope** (tel-es-ter'e-o-skōp). A stereoscope for viewing very distant objects by the artificial increase of the interocular distance by means of four plane mirrors so fixed in a box as to admit of slight rotation, and thus bring the images into coincidence. [Gr., *tele*, afar, + *stereos*, solid, + *skopein*, to examine.]
- tellurate** (tel'lu-rāt). A salt of telluric acid.

tellureted (tel'lu-ret-ed). Containing or combined with tellurium.

tellurid (tel'lu-rid). A compound of an element or radicle directly with tellurium.

tellurium (tel-lu're-um). A rare element, in some respects resembling sulphur and selenium. Atomic weight, 127. Chemical symbol, Te. [Lat., *tellus*, the earth.]

telolecithal (tel-o-les'ith-al). Having the nutritive yolk concentrated at the vegetative pole of an ovum. [Gr., *telos*, the end, + *lekithos*, the yolk of an egg.]

telolemma (te-lo-lem'mah). The double covering of a moterial end plate composed of sarcolemma and a prolongation of Henle's sheath. [Gr., *telos*, end, + *lemma*, rind.]

temperament (tem'per-am-ent). Peculiarity of constitution, embracing the humor or frame of mind, the mode of manifestation of the activity of the brain, etc. **lymphatic t.** See *phlegmatic t.* **melancholic t.** A t. marked by a tendency to brood overmuch over injuries or unpleasant experiences. **nervous t.** A t. characterized by marked sensitiveness to stimuli. **phlegmatic t.** A t. characterized by flabby muscles (when in repose), want of energy, a disposition to adipose deposit, small or slow reaction to psychic excitation, slightly developed passions, and little sensibility to bodily suffering. **sanguine t.** A t. characterized by marked irritability. [Lat., *temperamentum*, mixture.]

temperature (tem'per-a-tür). The degree of heat exhibited by a substance when measured by one of the accepted scales; i. e., Fahrenheit, Centigrade, Réaumur.

absolute t. T. measured from the absolute zero. **animal t.** The normal t. of the healthy adult. **body t.** The t. of the body. **maximum t.** and **minimum t.** Terms used in bacteriology to indicate the limits at which bacteria will develop. **normal t.** The t. of the healthy adult, 98.6° F. or 37° C. **t. coefficient.** The figure representing, for any process, chemical or physical, the acceleration caused by a rise in the temperature of 10 degrees C. [Lat., *temperare*, to regulate.]

tem'ple. The flattened or slightly hollowed area on the side of the head just above the zygomatic arch. [Lat., *tempus*.]

tem'poral. Pertaining to or in relation with the temples. **t. line.** See under *line*. [Lat., *temporalis*.]

temporalis (tem-po-ral'is). See *table of muscles*, under *muscle*.

tem'poro-. Combining form of Lat., *tempora*, temples (of the head).

temulentin (tem-u-len'tin). An alkaloid obtained from temulentic acid.

temulin (tem'u-lin). A crystalline base (C₇H₁₂N₂O), said to occur in darnel, but only when infested with mold.

tenaculum (ten-ak'u-lum). A sharp-pointed hook with a handle, used for seizing and holding tissues. **t. forceps.** A forceps the jaws of which consist of two

or more hooks. [Lat., from *tenere*, to hold.]

tenderness (ten'der-nes). The sensation of pain developed by touch or pressure as opposed to the subjective sensation of pain.

tendinosus (ten-di-no'sus). See *semiten-dinosus*.

tendinous (ten'din-us). Pertaining to, resembling, or constituting a tendon; made up of tendonlike tissue. [Lat., *tendineus*, *tendinosus*.]

ten'do. See *tendon*. **t. Achillis.** Syn.: *chorda Achillis*. The thickest and strongest tendon of the body, made up by the union of the tendons of the gastrocnemius and soleus muscles, and inserted into the middle of the posterior surface of the tuberosity of the os calcis. **tendines coronarii.** Fibrous rings surrounding the openings of the aorta and the pulmonary artery. [Lat.]

tendomu'coid. A protein found in connective tissue.

ten'don. A bundle of fibrous tissue of varying shape, which serves as an origin or attachment for a muscle or is interposed between portions of it. **accessory t's of the extensor communis digitorum.** The offshoots of the t. of the extensor digitorum manus communis which pass to those of the ring and little fingers. **central t. of the diaphragm, cordiform t.** The white aponeurotic center of the diaphragm, having a posterior concave margin and an anterior convex margin slightly notched on each side so as to give it the shape of a trefoil.

hamstring t. The t. of the biceps flexor cruris and that of the semimembranosus and the semitendinosus. [Lat., *tendo*, cord, sinew, from Gr., *teinein*, to stretch.]

tenesmus (ten-es'mus). A persistent inclination to defecate or urinate, accompanied by painful straining efforts, mostly ineffectual. [Gr., *teinein*, to stretch.]

tenia, Taenia (te'ne-ah). 1. A ribbon; a bandage; a tapelike structure. 2. A genus of flat worms of the phylum *Platyhelminthes*, the class *Cestoidea*, and the family *Taeniidae*. They are characterized by a scolex with a distinct head having four suckorial disks with or without a double or single row of hooks and by a bandlike body divided into segments or polyglottides, which, when mature, are bisexual. Each segment contains ovaries, testes, and a uterus, which becomes crowded with eggs that are laid in the intestine of the host. The adults inhabit the intestinal canal of carnivorous vertebrates, nearly every species of which has its specific t. The so-called "head" is really the adult parasite, that germinates segments as long as it remains in the intestine. In their larval state (*cysticercus*) they are usually found in herbivorous vertebrates. **T. acutissima.** A species from 30 to 130 mm. long. Found in man, ducks, and geese in Europe. **T. africana.** A form found in East Africa. **T. asiatica.** A species found in Asiatic Russia. **T. Bremmeri.**

A species found in a woman in Nigeria. **T. canina.** A species infesting dogs and cats and occasionally man. **T. cucumerina.** See *T. canina*. **T. cucurbitina.** See *T. saginata*. **T. diminuta.** A parasite affecting children and rats. **T. echinococcus.** A small worm, from 2 to 6 mm. long. In the adult stage it lives in the intestine of the dog and enters the various organs of man in the larval stage, forming the so-called hydatid cysts. **T. flavopuncta.** Syn.: *Hymenolepis flavopuncta*. A species of *t.* with yellowish spots in the middle of the segments. **T. hominis.** A species found in man in Siberia. **T. lanceolata.** See *T. acutissima*. **T. lata.** See *T. saginata* and *T. vulgaris*. **T. madagascariensis.** A tapeworm discovered in Madagascar. **T. mediocanellata.** See *T. saginata*. **T. nana.** See *T. echinococcus*. **T. philippina.** A species found in man in the Philippine Islands. **t. recessus pinealis.** The peduncle of the pineal gland. **t. recessus suprapinealis.** The prolongation of the choroid plexus of the third ventricle into the recessus pinealis. **T. saginata.** The common tapeworm of man. The unarmed beef worm, having its adult stage in man and its cysticercus stage in cattle. It is almost universal in distribution. It may measure 4 to 8 meters. **t. semicircularis.** A narrow, semitransparent, light-colored streak in the lateral ventricle between the nucleus caudatus and the optic thalamus. It is continuous with the white tissue of the roof of the descending cornu. **T. solium.** The armed tapeworm of man, passing its cysticercus stage in the pig and other animals. It may measure from 2 to 3 meters in length and is universal in distribution. Its rostellum or head has a double row of small hooks. **T. vulgaris.** This tapeworm is also called the *Bothriocephalus latus*. It is about 9 meters in length, the proglottides are very broad. It infests fish, and is found in the intestines of man, dogs, and cats, producing severe anemia. [Lat., *taenia*, a tapeworm, from Gr., *teinein*, to stretch.] **teniafuge** (te'ne-af-ūj). A medicine capable of expelling tapeworms. [Lat., *taenia*, a tapeworm, + *fugare*, to put to flight.] **Teniarrhyncus, Taeniarrhyncus** (te-near-rin'kus). See *tenia* (2d def.). [Lat., *taenia*, a tapeworm, + Gr., *rygchos*, a snout.] **teniasis** (ten-i'as-is). The presence of *tenia* in the body. **tenia toxin.** The toxin produced by the *tenia* in the intestines. **tenicide** (ten'is-id). A medicine destructive to tapeworms. [Lat., *taenia*, a tapeworm, + *caedere*, to kill.] **tenioid** (te-ne-oyd). Resembling a *tenia* or tapeworm. **teno-**. Combining element from Gr., *tenon*, tendon. **tenotomy** (ten-o-mi-ot'o-me). Of

tendon near its sclerotic insertion, and in excising a small portion of the muscle on each side. [Gr., *tenon*, tendon, + *mys*, muscle, + *tome*, a cut.] **tenonitis** (ten-on-i'tis). Inflammation of Tenon's capsule.

Tenon's capsule. Syn.: *fascia of T.*, *fascia vaginalis bulbi*, *T's membrane*. 1. The anterior portion of the sheath of the eyeball, in front of the situation where it is pierced by the muscles of the eyeball. 2. Of some anatomists, the entire sheath of the eyeball.

tenontophyma (ten-on-to-f'i'mah). Any tumor of a tendon. [Gr., *tenon*, tendon, + *phyma*, growth.]

tenorrhaphy (ten-or'ra-fe). The suture of a divided muscle. [Gr., *tenon*, a tendon, + *raphe*, a seam.]

tenositis, tenontitis (ten-os-i'tis, ten-on-ti'tis). Inflammation of a tendon.

tenosynovitis (ten'o-sin-o-vi'tis). Inflammation of the sheath of a tendon and of the contiguous surface of the tendon; "an affection usually occurring in the forearm and characterized by a peculiar creaking of the tendons as they move in their sheaths, depending upon a particular kind of strain to which the muscles belonging to these tendons have been subjected." **t. hyperplastica.** A painless swelling of the extensor tendons over the wrist joint. [Gr., *tenon*, a tendon, + *synovitis*.]

tenotome (ten'o-tōm). A small, narrow-bladed knife for dividing tendons subcutaneously. [Gr., *tenon*, a tendon, + *tennein*, to cut.]

tenotomy (ten-ot'o-me). The operation of dividing a tendon. **graduated t.** A partial *t.* of one or more of the ocular muscles for the purpose of relieving overaction. [Gr., *tenon*, a tendon, + *tome*, a cutting.]

tension (ten'shun). Pressure. **t. of gases.** Pressure exercised by a gas measured usually in terms of percentages of atmospheric pressure. When gases are in solution, the *t.* is measured by the pressure of gas in the surrounding medium, just sufficient to prevent any gas from escaping from that solution. [Lat., *tensio*.]

ten'sor. A muscle having the function of rendering a part tense. See *table of muscles*, under *muscle*. [Lat., *tendere*, to stretch.]

tent. A substance to be introduced into a wound or canal, so as to prevent it from closing or to dilate it slowly by its expansion when moistened. [Lat., *tenta*, *tentum*, from *tendere*, to stretch.]

tentorium (ten-to're-um). Lit., a tent. **t. cerebelli.** A fold of dura which separates the cerebrum and cerebellum supporting the occipital lobes. It is attached peripherally to the margins of the grooves for the lateral sinuses and to the superior posterior bodies of the petrous portions of the temporal bones, anteriorly to the anterior and posterior clinoid processes. [Lat., *tendere*, to stretch.]

ter-. Combining form of Lat., adv., *ter*, thrice.

te'ras. See *monster*. **t. anacatadidymum**. A double monster in which the two individuals are joined by the trunks, but have separate heads and limbs. **t. anadidymum**. A double monster in which the individuals are joined from the buttocks downward and separate above. **t. catadidymum**. A double monster in which the individuals are joined from the neck or trunk upward and separate below. [Gr., *teras*.]

teratic (ter-at'ik). Monstrous; having the characteristics of a monster.

ter'ato-. Combining form of Gr., *teras*, pl., *terata*, a marvel, prodigy, monster. **teratoblastoma** (ter'at-o-blas-to'mah).

Certain mixed tumors of the kidney, the salivary glands, and other structures which develop from embryonic rests, but do not represent all three germinal layers. [Gr., *teras*, monster, + *blastoma*.]

teratogenesis (ter'at-o-jen'es-is). The development of a fetal monstrosity. [Gr., *teras*, monster, + *genesis*, production.]

teratog'enous. Developing from one order of cell, but not originating from the tissues of the host, as a chorio-epithelioma. **t. blastoma**. A b. originating under the above conditions.

teratogeny (ter-at-oj'en-e). The production of monsters. [Gr., *teras*, a monster, + *genesis*, generation.]

teratoid (ter-at-oyd). Resembling or of the nature of a monster. [Gr., *teras*, monster, + *eidōs*, resemblance.]

teratology (ter-at-ol'o-je). The science of monstrosities. [Gr., *teras*, monster, + *logos*, understanding.]

teratoma (ter-at-o'mah). A tumor containing various structures of the body, as if from a malformed fetus. They arise by the abnormal inclusion of a whole embryo, or a portion of one, by another fetus and are defined by Adami as "an autonomous growth, the product of continuous development within one individual of another individual of the same species." [Gr., *teras*, monster, + *oma*, tumor.]

teratosis (ter-at-o'sis). Properly, the formation of a monstrosity; a congenital deformity. The *teratoses* of Fuchs are a family of the *morphonosi* of the skin, including *dysmorphoses* and *heteromorphoses*. [Gr., *teras*, monster.]

terbasic (ter-ba'sik). See *tribasic*.

terchlorid (ter-klo'rid). A trichlorid.

terebene (ter'eb-ēn). A mixture of optically inactive terpenes obtained by distilling oil of turpentine with 5 per cent. of concentrated sulphuric acid, washing with soda solution, drying with calcium chlorid, and then distilling the portion which boils between 156° and 160° C. It has an agreeable odor, and is used medicinally instead of oil of turpentine when the odor of the latter is objectionable, also as a surgical dressing and antiseptic. [U. S. Ph., Br. Ph.] [Lat., *terebenum*, from *terebinthus*, turpentine.]

terebinthina (ter-e-bin'thin-ah). Turpentine; an oleoresin obtained from the pine [U. S. Ph.]. **linimentum terebinthinae**. Syn.: *linimentum terebinthinatum*. A liniment made by mixing cerate of resin with turpentine [U. S. Ph.]; by mixing *sapo mollis* with water and adding a solution of camphor in rectified oil of turpentine [Br. Ph.]. **linimentum terebinthinae aceticum**. Stokes' liniment; St. John Long's liniment. A mixture consisting of fresh egg, oil of turpentine, oil of lemon, acetic acid, and rosewater [N. F.]; or of the Br. Ph., a mixture of rectified oil of turpentine, glacial acetic acid, and liniment of camphor. **oleum terebinthinae**. A volatile oil recently distilled from turpentine. It undergoes oxidation rapidly on exposure to the sunlight [U. S. Ph.]. **oleum terebinthinae rectificatum**. Oil of turpentine rectified by treatment with sodium hydroxid and distillation. This should be used when the oil is intended for internal administration [U. S. Ph., Br. Ph.]. **t. canadensis**. Canada turpentine; a liquid oleoresin from *Rhus balsama* [U. S. Ph., Br. Ph.].

teres (te'rez). Cylindrical. **ligamentum t.** See under *ligamentum*. **t. major**. See *table of muscles*, under *muscle*. **t. minor**. See *table of muscles*, under *muscle*. [Lat., *teres*, round, from Gr., *teirein*, to rub.]

ter'eti-. Combining form of Lat., *teres*, *teretis*, rounded.

ter'go-. Combining form of Lat., *tergum*, back.

teriodid (ter-i'o-did). A triodid.

term. 1. A limited or specified time or period. 2. The menstrual period. 3. The proper time for the cessation of gestation. **at (full) t.** At the proper time (said of a birth that takes place at the end of the normal period of gestation. [Lat., *terminum*, limit, boundary.]

ter'ma. A lamina of nerve substance extending between the anterior commissure of the brain and the optic chiasm.

teroxid (ter-oks'id). Same as *trioxid*. [Lat., *ter*, thrice, + *oxid*.]

terpene (ter'pēn). Any one of a series of hydrocarbons derived from that having the composition $C_{10}H_{16}$, and occurring very widely in the vegetable kingdom. They are found in all volatile oils except oil of rose, and often form the chief ingredient. They include the pinenes (australene, eucalyptene, and terebentene), the camphenes (terecamphene, borneocamphene, and inactive camphene), the limonene group (hesperidene, carvone, citrene, isoterpene, inactive limonene, cajuputene, cineene, diisoprene, isoterbentene, and caouthene), terpinolene, silvestrene, terpinene, and phellandrene.

ter'pin. A substance, $C_{10}H_{16}(OH)_2$. It is optically inactive, and is formed by the action of an alcoholic solution of nitric acid on pinene. **t. hydrate**. The compound $C_{10}H_{16}(OH)_2 + H_2O$. It is used as an expectorant and in hay fever and asthma. The N. F. gives the formula for

sweet elixirs containing t. h. [U. S. Ph., *terpini hydras*.] [Lat., *terpinum*.]

terpineol (ter-pin'e-ol). A substance, $C_{10}H_{17}OH$, derived from terpene by boiling with dilute mineral acids.

terpinol (ter'pin-ol). Of Merck, a mixture of principles, having the composition $C_{10}H_{16}$ and $C_{10}H_{18}O$. It is a bronchial stimulant and antiseptic.

terra (ter'rah). Gen. *terrae*. See *earth*. **oleum terrae**. See *petroleum*. **t. alba**. Kaolin; china clay. **t. cariosa**. Rotten stone. **t. simolia**. Fuller's earth. [Lat.]

terraline (ter'ra-lën). A jellylike petroleum derivative.

ter'ror. An intense degree of fear. **night t., night t's**. See *pavor nocturnus* (2d def.). [Lat.]

tersulphate (ter-sul'fât). A sulphate containing three molecules of the sulphuric acid radicle. [Lat., *tersulphas*.]

tersulphid, tersulphuret (ter-sul'fid, ter-sul'fu-ret). See *trisulphid*.

tertian (ter'shun). Recurring on the third day (both days of occurrence being reckoned); occurring at intervals of two days, or characterized by such occurrence. [Lat., *tertius*, third.]

tertiarism (ter'she-ar-ism). All the symptoms of the tertiary stage of syphilis, taken collectively.

tertiary (ter'she-a-re). 1. Of organic compounds, having a radicle substituted in a hydrocarbon attached to a carbon atom which itself is connected with three other carbon atoms; of amins and amids, phosphins, stibines, and arsins, having all three hydrogen atoms of ammonia, phosphoreted hydrogen, etc., replaced by radicles. 2. Of a disease, in the third stage (said especially of syphilis in the gummatous stage). [Lat., *tertarius*.]

tertipara (ter-tip'ar-ah). A woman who has borne three children. [Lat., *tertius*, third, + *parere*, to bring forth.]

tervalence (ter'va-lens). See *trivalence*.

test. 1. A trial or experiment made for ascertaining some particular fact or condition; also the substance employed in such an experiment. 2. See *testa*.

TABLE OF TESTS

acetic acid and ferrocyanid t.; see in *appendix*, page 893. **aceto-acetic acid t.** See *Gerhardt's reaction* and *Arnold's reaction*. **acetone t.** See *Lieben's acetone reaction*, under *Lieben*. **Adamkiewicz's t.** See under *Adamkiewicz*. **albumin t.** See *Heller's t.* **Benedict's t.** for sugar in urine; see in *appendix*, page 894. **bile pigments' t.** See *Gmelin and Hammersten*. **bile t.** See *Pettenkoffer*. **Bond-Ultmann's t.** See *Bond-Ultmann*. **Böttger-Almen-Nylander t.** See *Böttger-Almen-Nylander*, under *Böttger*. **Brücke's bismuth iodid t.** See *Brücke*. **Calmette's t.** See under *Calmette*. **crucial t.** A t. which determines the matter in question decisively one way or the other. **diazo t.** See *Ehrlich*. **differential density t.** A t. for glycosuria. Two specimens of the

urine are kept in a warm place for twenty-four hours in loosely corked bottles, yeast having been added to one of them. The density is determined before and after fermentation. See also *Robert's method for estimating glucose*, under *Robert*. **Ehrlich's t.** See *Ehrlich*. **Esbach's t.** See *Esbach*. **Fehling's t.** See *Fehling's solution*. **Fehling's t. for sugar in urine**; see in *appendix*, page 894. **fermentation t.** The detection of glucose by its fermentation with yeast cells in a fermentation tube. Carbon dioxide gas is formed in the tube. **Fleitmann's t.** See *Fleitmann*. **Garrad's t.** See *Garrad*. **Gerhardt's t.** See *Gerhardt*. **glucose t.** See *Fehling's solution*, *fermentation t.*, *Böttger-Almen-Nylander t.*, under *Böttger*; *Trommer*, and *phenyl-hydrazone t.* for glucose. **Gmelin's t.** See *Gmelin*. **Gmelin's t. for bile in urine**; see in *appendix*, page 894. **Grahe's t.** See *Grahe*. **Grandeau's t.** See *Grandeau*. **Green's t. objects.** See *Green*. **group t.** A t. by which the presence of some one of a group of substances is shown without indication of particular substance. **guaiac t. for blood.** A t. made by adding to an alcoholic solution of guaiaic a few drops of ozonized oil of turpentine and of the liquid to be examined. If the latter contains hemoglobin, the guaiaic solution becomes blue from the oxidation of the guaiaic by the ozone liberated by the hemoglobin. **Gubler's t.** See *Gubler*. **Gunzberg's t.** See *Gunzberg*. **Heller's albumin t.** See *Heller*. **Heller's blood t.** See *Heller*. **Heller's nitric acid t.**, see in *appendix*, page 893. **Heller's sugar t.** See *Heller*. **Heller's t. for hematuria.** See *Heller*. **Holmgren's t. for color blindness.** See *Holmgren*. **Horsley's t. for sugar.** See *Horsley*. **Hume's t. for arsenic.** See *Hume*. **hydrostatic t.** A t. made by placing the lungs of a dead infant in water; if unaërated they sink; if the infant has breathed, or the lungs have been otherwise inflated, they float. **indican t.** See *Jaffe and Obermeyer*. **indigocarmin soda t.** See *Mulder's t.* **Jaffe's t.** See *Jaffe*. **Jaffe's t. for indican in urine**; see in *appendix*, page 894, 895. **Jendrassik's t.** See *Jendrassik*. **Jolles' t.** See *Jolles*. **Justus' t. for syphilis.** See *Justus*. **Knapp's t.** See *Knapp*. **Lieben's t. for acetoneuria.** See *Lieben*. **Maddox t.** See *Maddox*. **maggie t.** A t. by which the presence of mercury is shown by the formation of a white precipitate of calomel and its rapid reduction to a grayish mass of metallic mercury when tin dichlorid is introduced into a solution containing that metal. **Marsh's t.** See *Marsh*. **Méhu's t.** See *Méhu*. **Mett digestion t.**, see in *appendix*, page 905. **Millon's t. for salicylic acid, phenol, or tyrosin.** See *Millon*. **Molisch's sugar t.** See *Molisch*. **Moore's t.** See *Moore*. **Mulder's t.** See *Mulder*. **murexid t. for**

uric acid. A t. which consists in adding moderately concentrated nitric acid to the suspected body and evaporating to dryness. Any uric acid present is converted into alloxan, urea, and volatile constituents. If now the residue is moistened with ammonia solution the alloxan is converted into murexid, and a purple color is developed. **Nessler's t.** See *Nessler*. **ninhydrin t.** See *ninhydrin*. **Nylander's t.** See *Böttger-Almen-Nylander's t.*, under *Böttger*. **Obermeyer's t.** See *Obermeyer*. **Oliver's t.** See *Oliver*. **ozone t.** See *guaiac t. for blood*. **Penzoldt's t.** See *Penzoldt*. **Pettenkofer's t.** See *Pettenkofer*. **phenol test for cerebrospinal fluid;** see in *appendix*, page 909. **phenylhydrazone t. for glucose.** Five drops of phenylhydrazone are mixed in a test tube with 10 drops of glacial acetic acid and 1 c.c. of a saturated solution of sodium chlorid. Then add 2 to 3 c.c. of the urine to be tested and heat for at least 2 minutes over a flame. If 5 per cent. of glucose is present an immediate formation of glucosazon is observed. **picric acid t.** 1. A t. for glycosuria in which 3 parts of a saturated solution of picric acid and 2 of potassium hydrate are added to 5 of urine, and the whole is boiled for a minute. If glucose is present, a dark mahogany red color will result. 2. A t. for albumin. See *Esbach's t.* **Pray's t. letters for astigmatism.** See *Pray*. **Purdy's t. for glycosuria.** See *Purdy*. **Rinne's t.** See *Rinne*. **Robert's t.** See *Robert*. **Rosenbach-Gmelin t.** See *Rosenbach-Gmelin*. **Rosenbach's t. for bile in urine;** see in *appendix*, page 894. **Sanson's candle-flame t.** See *Sanson*. **Scherer's inosite t.** See *Scherer*. **Schiff's t. for uric acid.** See *Schiff*. **Schmidt's diet test,** see in *appendix*, page 914. **Schmidt's fermentation t.,** see in *appendix*, page 907. **Schmidt's t.** See *Schmidt*. **Schönbein's t.** See *Schönbein*. **Seliwanoff's fructose t.** See *Seliwanoff*. **shadow t.** See *skiascopy*. **Smith's t.** See *Smith*. **sugar t.** A t. to detect the presence of sugar. For special tests for sugar in the urine, see *Trommer's t.*, *Fehling's t.*, *Böttger-Almen-Nylander t.* **t. for acetone in urine,** see in *appendix*, page 894. **t. for albumin in urine,** see in *appendix*, page 893. **t. for amount of free HCl in stomach contents,** see in *appendix*, page 904, 905. **t's for amount of loosely combined HCl in stomach contents,** see in *appendix*, page 905. **t. for amount of sugar in urine,** see in *appendix*, page 894. **t. for bile in urine,** see in *appendix*, page 894. **t. for diacetic acid in urine,** see in *appendix*, page 894. **t. for diazo-bodies in urine,** see in *appendix*, page 894. **t. for indican in urine,** see in *appendix*, page 894, 895. **t. for sugar in urine,** see in *appendix*, page 894. **t. lines.** See under *line t.* **meals,** see in *appendix*, page 903. **t. types.** See under *type*. **Trommer's**

t. See *Trommer*. **Uffelmann's t. for lactic acid.** See *Uffelmann*. **Weber's t.** See *Weber*. See also in *appendix*, page 907. **Widal's agglutination t.** See *Widal*. **Worm-Müller's t. for glycosuria.** See *Worm-Müller*. [Old Eng., *test*, a pot, from Lat., *testum*, *testre*, collateral form of *testa*, a tile, an earthen vessel, a pot.] **testa** (tes'tah). A shell. **t. ovi, t. ovorum.** Eggshell. **t. preparata.** A very fine, tasteless powder made from oyster shells by boiling with water, freeing from foreign substances, washing, drying, finely powdering, rinsing with water, and drying again. [Lat.] **testaceous** (tes-ta'shus). 1. Having or consisting of a hard shell. 2. Hard and firm like the shell of a mussel. [Lat., *testa*, a shell.] **tes'tes.** Pl. of *testis*. 1. The testicles. 2. The posterior pair of the corpora quadrigemina. **Tes'tevin's sign.** The formation of a colloidlike pellicle on the urine shortly after it has been acidulated, mixed with a third of its bulk of ether, and agitated briskly; said to occur in the incubation stage of many infectious diseases. **testibrachium** (tes-te-bra'ke-um). The anterior brachium of the corpora quadrigemina. [Lat., *testis*, a testicle, + *brachium*, arm.] **testicle** (tes'tik-kl). 1. The sexual gland of the male. 2. Any structure furnishing spermatozooids. In man the testicles are two in number, ovoid, and are developed from the genital gland, which in the fetus is situated below the lower pole of the kidney. Near the end of intra-uterine life they normally descend, guided and drawn by the gubernaculum testis, through the inguinal canal to the scrotum, where they are suspended by the spermatic cords, the left hanging somewhat the lower. In their descent they derive a series of investitures from the several layers of the abdominal wall. Each testicle consists of a number of secreting tubules, which produce spermatozoa, the secretion being gathered through the corpus Highmori and discharged through the vas deferens. **displaced t.** A t. abnormally situated, as within the pelvis or in the inguinal canal. **inverted t.** A condition in which the attitude of the t. in the scrotum is reversed, so that the free surface presents posteriorly, and the epididymis is attached to the anterior instead of the posterior part of the gland. **irritable t.** Neuralgia of the t. **pulpy t.** Medullary sarcoma of the t. **scrofulous t.** See *tuberculous orchitis*, under *orchitis*. **swelled t.** See *epididymitis*. **syphilitic t.** See *syphilitic orchitis*, under *orchitis*. **t. juice.** See under *juice*. **undescended t.** A congenital malformation in which one or both t's remain in the abdominal cavity or in the inguinal canal. [Lat., *testis*.] **tes'tis.** See *testicle*. **caput t.** See *epididymis*. **female testes.** An old term for the ovaries. **testes minores.** See

- prostate. testes muliebres.* See *female testes. testes siccati pulverisati.* The dried and powdered testicles of the bull.
- test meal.** A definite quantity of food given and removed from a patient's stomach for purposes of study of the changes taking place within a given period of time.
- test types.** Letters of various sizes for trying the acuteness of vision.
- tetan'ic.** Pertaining to, due to, or resembling tetanus; as a n., an agent capable of causing a tetanuslike state.
- tetanin** (tet'an-in). A poisonous ptomain, $C_{13}H_{30}N_2O_4$, found in cultivations made to isolate the poison of tetanus and in limbs which have been amputated for tetanus.
- tetanium** (tet-an'e-um). Of Magendie, strychnin.
- tetanocannabin** (tet'an-o-kan'nab-in). An alkaloid, resembling strychnin in its physiological properties, derived from *Cannabis indica*.
- tetanoid** (tet'an-oyd). Resembling tetanus. [Gr., *tetanos*, tetanus, + *eidōs*, resemblance.]
- tetanolysin** (tet-an-ol'is-in). The hemolytic substance present in fluid cultures of the tetanus bacillus.
- tetanomotor** (tet'an-o-mo'tor). Of Heidenhain, a small ivory hammer arranged so as to deliver light blows on a nerve to induce tetanus. [*Tetanus* + Lat., *movēre*, to move.]
- tetanospasmin** (tet'an-o-spas'min). The convulsant principle present in fluid cultures of the tetanus bacillus.
- tetanotoxin** (tet-an-o-toks'in). An inclusive term for toxic substances present in cultures of the tetanus bacillus.
- tet'anus.** Syn.: *lockjaw*. 1. An infectious disease characterized by tonic spasm of the muscles with marked exacerbations. It is caused by the *Bacillus tetani*. 2. A tonically contracted state of a muscle (e. g., when induced experimentally). **apryetic t., benign t.** See *tetany. breaking t.* A t. (2d def.) occurring at the moment of breaking the circuit in a muscle through which a galvanic current is passing. **cathodal closure t.** A t. (2d def.) occurring at the cathode on closure of a galvanic circuit. Symbol, CaCTe, KaClTe. **cathodal duration t.** See *galvanotonus* (2d def.). **cathodal opening t.** A t. (2d def.) taking place at the cathode at the opening of a galvanic circuit. Symbol, CaOTe. **cephalic t.** Hydrophobic t.; so-called because it only occurs in connection with injuries situated in the distribution of the cranial nerves. **closing t.** See *making t. electric t.* Tetanoid spasm produced by strong electrization of all the muscles of the body. **faradic t.** Electric t. produced by the faradic current. **head t.** See *cephalic t. heat t.* Tetanoid spasm caused by heat. **holotonic t.** See *holotetanus. hydrophobic t.* Of Rose, a variety of t. characterized by violent spasm of the pharynx and esophagus. **hysterical t., imitative t.** A variety of hysteria which simulates t. and is distinguished from it by the age and sex of the individual, absence of pain, occasional clonic spasms, and the occasional intermission of all muscular rigidity. **making t.** 1. A t. (2d def.) occurring at the moment of making a galvanic current in a muscle. 2. See *galvanotonus* (2d def.). **obstetrical t.** See *eclampsia. opening t.* See *breaking t. Pflüger's t.* See *breaking t. physiological t.* The contraction of a stimulated muscle that persists as a result of a number of fused contractions. **pseudot.** See *arthrogryposis. puerperal t.* See *eclampsia. secondary t.* The t. induced in a muscle when its nerve is brought in contact with a tetanized muscle. **t. uteri.** An abnormally strong, steady, and uninterrupted contraction of the uterus on its contents without inflammatory phenomena. **traumatic t.** T. supervening upon some bodily injury. **voluntary t.** See *physiological t.* [Gr., *tētanos*, from *teinein*, to stretch.]
- tetany** (tet'an-e). Syn.: *tetanoid convulsions.* A nervous affection, especially of children and young persons, characterized by attacks of intermittent tonic spasms of certain groups of muscles, generally of the upper extremities. It is suggested that the disease is connected with pathological changes in the parathyroid glands. **acute relapsing t., epidemic t.** An acute infectious t., lasting only a few weeks and occurring among the working classes in Germany. **secondary symptomatic t.** Often connected with pyloric obstructions and consequent dilatation of the stomach and other grave gastric and intestinal conditions. [Lat., *tetania*, from Gr., *tētanos*, tetanus.]
- te'tia.** Yaws.
- tetra-, tetr-.** Combining form of Gr., *tētares*, *tēttara*, four.
- tetrabasic** (tet-rah-ba'sik). Syn.: *quadribasic.* Having a basicity of four; of an acid or acid salt, containing four atoms of replaceable hydrogen.
- tetrabrombenzene** (tet'trah-brom-ben'zēn). A four-atom bromin substitution product of benzene, $C_6H_2Br_4$.
- tetrabromethene** (tet-rah-bro-meth'ēn). The compound, C_2Br_4 .
- tetrabromid** (tet-rah-bro'mid). A bromin compound analogous to a tetrachlorid.
- tetracarbon** (tet-rah-kar'bon). A radicle containing four atoms of carbon.
- tetracetate** (tet-tras'et-ät). An acetate containing four molecules of the acetic acid radicle.
- tetracetylmorphin** (tet-rah''set-il-mor'fin). A substitution compound, $C_{31}H_{44}(C_2H_3O)_4N_2O_8$, of morphin, formed by the action of acetic anhydrid in excess.
- tetrachlorbenzene** (tet''rah-klor-ben'zēn). A four-atom chlorin substitution compound, $C_6H_2Cl_4$, of benzene.
- tetrachlorid** (tet-rah-klo'rid). A compound consisting of an element or radicle united with chlorin in the proportion of four atoms of the latter to a certain defi-

- nite quantity of the former assumed as the unit of comparison.
- tetrachlormethane** (tet''rah-klor-meth'-än). An oily liquid, CCl_4 , of ethereal odor.
- tetracoccus** (tet-rah-kok'kos). A micrococcus occurring in clusters divided in two directions, forming groups of four. [Gr., *tetra*, four, + *kokkos*, a berry.]
- tetracodein** (tet-rah-cod-e'in). A base, $4(\text{C}_{20}\text{H}_{24}\text{N}_2\text{O}_6)$, polymeric with codein and formed from the latter by the action of phosphoric or sulphuric acid. Administered to animals, it produces vomiting, diarrhea, and salivation, with great vital depression.
- tetrad** (tet'rad). 1. An element having a valency of four; a quadrivalent element. 2. A group of four micrococci.
- tetrafluorid** (tet-rah-flu'or-id). A fluorin compound analogous to a tetrachlorid (*q. v.*).
- tetragenous** (tet-raj'en-us). Giving rise to bacterial tetrads; a splitting up into groups of four micrococci. [Gr., *tetra*, four, + *geman*, to produce.]
- tetraglycylglycin** (tet''rah-glis-il-glis'in). A polypeptid consisting of five glycocoll groups united in one molecule.
- tetragonus** (tet-ra-go'nus). See *table of muscles*, under *muscle*.
- tetrahydric** (tet-rah-hi'drik). Of acids or alcohols, containing four replaceable atoms of hydrogen.
- tetrahydrid** (tet-rah-hi'drid). A compound of an element or radicle with four atoms of hydrogen.
- tetrahydroperoxyquinolin** (tet''rah-hidro-par'oks-e-kwin'o-lin). A poisonous and antipyretic artificial alkaloid, $\text{C}_8\text{H}_{11}\text{NO}$.
- tetrahydroxid** (tet''rah-hi-droks'id). A compound of an element radicle with four radicles of hydroxyl.
- tetra-iodid** (tet''rah-i'o-did). An iodin compound analogous to a tetrachlorid (*q. v.*).
- tetra-iodoethylene** (tet-rah-i''o-do-eth'il-ën). The compound C_2I_4 , an odorless substitute for iodoform.
- tetrakyl** (tet-ral'kil). A compound containing 4 alkyl radicles.
- tetrakylammo'nium**. A univalent radicle, consisting of ammonium in which all 4 hydrogen atoms are replaced by alkyls.
- tetramazia** (tet-rah-ma'ze-ah). The condition of having four breasts. [Gr., *tetra*, four, + *mazos*, breast.]
- tetramethyl** (tet-rah-meth'il). The chemical group $(\text{CH}_3)_4$.
- tetramethylammonium** (tet''rah-meth-il-am-no'ne-um). A univalent radicle, $-\text{N}(\text{CH}_3)_4$. **t. hydrate**, **t. hydroxid**. A crystalline body, $\text{N}(\text{CH}_3)_4\text{OH}$, acting as a powerful caustic. **t. iodid**. The compound $\text{N}(\text{CH}_3)_4\text{I}$.
- tet''tramethylpa''raphenylened i a m'i n.**
 $\text{N}(\text{CH}_3)_2$
 $\text{N}(\text{CH}_3)_2$
 The compound C_6H_4 has been used by Wurster to prepare a test paper, tetrapapier, by the deep violet coloring of which the presence of ozone, hydrogen peroxid, or various other substances can be shown. It is used as a mydriatic.
- tetramethylputres'cin**. A very poisonous base, $\text{C}_4\text{H}_8(\text{CH}_3)_4\text{N}_2$, obtained by the substitution of methyl in putrescin.
- tetranitrol** (tet-rah-ni'trol). Erythrol tetranitrate; used to reduce arterial tension.
- Tetranychus** (tet-ran'ik-us). A genus of acarids. **T. autumnalis**. The harvest-bug. Its mite, *Lepitus autumnalis*, causes severe itching by burrowing under the skin. **T. molestissimus**. A species that infests man and is the cause of severe local irritation. **T. tealsahuate**. A Mexican variety of *T.* which attacks human beings.
- tetrapeptid** (tet-rah-pep'tid). A polypeptid containing four amino-acid radicles united as one molecule.
- tetraphenyl** (tet-rah-fe'nil). The chemical group, $(\text{C}_6\text{H}_5)_4$.
- tetrapus** (tet'rah-pus). A four-footed monster. [Gr., *tetra*, four, + *pous*, foot.]
- tetrargentie** (tet-rar-jen'tik). Containing four atoms of silver in the molecule.
- tetraster** (tet-ras'ter). A cross-shaped figure formed in the ovum by the junction of a portion of the rays of four adjacent astra. See also *Auerbach's vacuole*, under *vacuole*. [Gr., *tetra*, four, + *aster*, a star.]
- tetrastichiasis** (tet''ras-tik-i'as-is). A congenital anomaly of the eyelids in which the lashes are arranged in four rows. [Gr., *tetrastichos*, in four rows.]
- Tetrastoma** (tet-ras'to-mah). A genus of entozoa of the order *Trematoda*. **T. renale**. A species found rarely in the urine. It is ovoid, about $\frac{1}{8}$ inch long, and provided with four suckers at the caudal extremity. [Gr., *tetra*, four, + *stoma*, the mouth.]
- tetrasulphid** (tet-rah-sul'fid). A sulphur compound analogous to a tetrachlorid.
- tetratomic** (tet-rah-tom'ik). Syn.: *tetra hydric*. Containing four atoms of replaceable hydrogen; having its combining capacity saturated by union with four hydrogen atoms.
- tetravalent** (tet-rav'al-ent). Having a valency of four.
- tetrethyl** (tet-reth'il). The chemical group $(\text{C}_2\text{H}_5)_4$.
- tetrodonin** (tet-ro-don'in). A crystalline base isolated from the roe of the fish called tetrodon.
- tetronal** (tet'ro-nal). An analogue, $\text{C}_2\text{H}_5 > \text{C} < \text{SO}_2\text{C}_2\text{H}_5$ of sulphonal and $\text{C}_2\text{H}_5 > \text{C} < \text{SO}_2\text{C}_2\text{H}_5$ of sulphonal and trional. It acts as a hypnotic.
- tetrose** (tet'rös). A simple carbohydrate containing four carbon atoms.
- tetroxid** (tet-roks'id). An oxygen compound analogous to a tetrachlorid.
- tetryl** (tet'r'il). See *butyl*.
- tet'ter**. Another name for skin disease. [Old Eng., *teter*, a skin disease.]
- teucrin** (tew'krin). 1. A non-nitrogenous substance obtained from *Teucrium fruticosans*. 2. Of Moseitig, an aqueous extract prepared from *Teucrium Scordium*. Injected subcutaneously, it produces a sudden rise of temperature.

Teucrium (tew'cre-um). Germander; a genus of the *Ajugeae*. Numerous species of *T.* have been employed in a great variety of conditions, but these are little used at present by educated physicians in England and the United States. [Gr., *teukrion*, from *Teukros*, Teucer, king of Troy.]

Texas fever. A disease of cattle due to the presence in the blood of the animal parasite, *Babesia bigemina*, which gains entrance through food or drink; usually through the contamination of the water.

tfoot. A mineral used by the Arabs as a substitute for soap.

Th. The chemical symbol for the element *thorium*.

thalamencephalon (thal'am-en-sef'al-on). Syn.: *interbrain*. That portion of the embryonic brain which includes the region of the third ventricle, the primary ocular vesicles, and the infundibulum. [Gr., *thalamos*, an inner chamber, + *egkephalos*, the brain.]

thal'amo-. Combining form of Gr., *thalamos*, bed, used to designate a part of the brain at which a nerve originates.

thalamus (thal'am-us). The optic thalamus. An oval, grayish mass seen on the floor of the lateral ventricle, after removing the fornix and velum interpositum. It is bounded anteriorly and externally by the corresponding corpus striatum, from which it is separated by the tenia semicircularis. To its inner side lies the third ventricle, of which it forms the lateral wall. Its lower surface forms the covering of the descending cornu of the lateral ventricle. Posteriorly it ends in two rounded masses, the geniculate bodies. The optic t. consists essentially of gray matter, with a thin external covering of white. In its interior are several distinct ganglionic masses or nuclei. See *median center of Luys*, under *center*. [Gr., *thalamos*, a chamber.]

Thalictrum (thal-ik'trum). Meadow rue; a genus of ranunculaceous herbs. Several species are said to contain berberin. [Gr., *thaliktron*, *thaliektron*.]

thalleoquin (thal-e'o-kwin). A substance formed by treating a quinin salt with chlorine or a concentrated solution of calcium chlorid. The reaction whereby it is produced is employed as a test for quinin.

thallin (thal'lin). An artificial alkaloid of the quinolin group, $C_8H_8OCH_3N$. It was formerly employed, together with several of its salts, as an antipyretic. [Gr., *thallos*, a green twig.]

thallium (thal'le-um). A metallic element; soft, malleable, bluish white, and of leaden luster. In compounds it acts partly as a univalent, partly as a trivalent radicle. Atomic weight, 204. Chemical symbol, Tl. It is an energetic irritant poison. [Gr., *thallos*, a green twig.]

than'ato-. Combining form of Gr., *thanatos*, death.

thanatol (than'at-ol). A homologue of guaiacol, used medicinally like that substance.

thanatology (than-at-ol'o-je). The sci-

ence of the causes, etc., of death. [Gr., *thanatos*, death, + *logos*, understanding.]

thanatophidia (than'at-of-id'e-ah). Toxicophidia; the poisonous (venomous) snakes. [Gr., *thanatos*, death, + *ophis*, snake.]

Thapsia (thap'se-ah). 1. Deadly carrot; a genus of herbs of the *Umbelliferae*. 2. In pharmacy, *T. garganica*. **T. fenicula**, **T. garganica**. A species found in southern Europe and northern Africa. The root bark yields resina thapsiae, and is saturated with a vesicant juice.

Thap'sus. 1. A section of the genus *Verbascum*. 2. *Verbascum t.* or mullein. [Gr., *thapsos*.]

thau'mato-. Combining form of Gr., *thauma*, *thauamat*-, wonder, marvel.

thea (the'ah). The tea tree. [Lat.]

thebaic (the-ba'ik). Pertaining to, composed of, or containing opium. [Lat., *Theba'icus*, Theban: opium was once prepared at Thebes.]

thebain (the'ba-in). An alkaloid, $C_{19}H_{21}NO_3$, found in opium; resembling codein rather than morphin in its action.

theca (the'kah). A sheath, envelope, receptacle, case, or capsule. **t. cerebri**. See *cranium*. **t. crurii**. See *pericardium*. **t. folliculi**. Of von Baer, an envelope formed around a graafian vesicle by the fibrillation of a layer of young connective tissue following the heightened vascularity that accompanies the process of maturation. The internal layer (*tunica propria*) is vascular, and the external (*tunica fibrosa*) fibrillated. **t. medullaris spinalis**, **t. vertebralis**. See *spinal dura*, under *dura*. [Gr., *theke*, sheath.]

thecitis (the-si'tis). Inflammation of the sheath of a tendon. [Gr., *theke*, sheath, + *itis*, inflammation.]

the'co-, erroneously **theca-**. Combining form of Gr., *theke*, sheath, case, receptacle.

thecostegnosis (the'kos-tog-no'sis). Contraction of the sheath of a tendon. [Gr., *theke*, a case, + *stegnosis*, contraction.]

thein (the'in). The active principle of tea (*Camellia thea*); now known to be caffeine, but formerly considered a distinct substance. [Lat., *thea*, tea.]

theism (the'ism). Chronic poisoning by tea; characterized by insomnia, cephalalgia, nervous trembling, irritable weakness of the heart, dyspepsia, and cachexia. [Lat., *thea*, tea.]

thelalgia (the-lal'je-ah). Pain in the nipple region. [Gr., *thele*, nipple, + *algos*, pain.]

thelytocia (thel''it-o'she-ah). Parthenogenesis (1st def.) with the production of females only. [Gr., *thelytokein*, to bear female children, from *thelys*, female, + *tokein*, to bear.]

the'nar. The palm of the hand. **t. pollicis**. See *t. eminence*, under *eminence*. [Gr., *thenar*, palm.]

Theobroma (the-o-bro'mah). A genus of tropical American trees of the *Sterculiaceae*. All the species apparently furnish some variety of cacao. **oil of t.** Cacao

butter. It melts between 30° and 35° C. It is used in pomades, etc., for coating pills and making suppositories, and, smeared on the skin, as a protective [U. S. Ph., Br. Ph.]. **T. cacao.** Cacao tree; found wild in tropical America and cultivated in most tropical countries, especially Venezuela, for its seeds, which yield oil of t. and when ground, flavored, and sweetened, constitute chocolate. [Gr., *theos*, a god, + *broma*, food.]

theobromin (the-o-bro'min). 3-7 trimethyl-xanthin, $C_7H_5N_3O_2$, obtained from *Kola acuminata*, etc., and also prepared synthetically. It is an active diuretic. Being but slightly soluble it is frequently combined with alkaline salts to increase its solubility. **t. sodium acetate.** Agurin; a double salt of sodium acetate and t. sodium; used as a diuretic. **t. sodium formate.** See *theophorin*. **t. sodium salicylate.** Diuretin; a double salt of sodium salicylate and t. sodium; used as a diuretic.

theocin (the'o-sin). A trade name for theophyllin, prepared synthetically.

theomania (the-o-ma'ne-ah). Religious monomania. [Gr., *theos*, a god, + *mania*, madness.]

theophorin (the-o-fo'rin). Theobromin sodium formate, a double salt, $NaC_7H_5N_3O_2 + NaCH_2 + H_2O$. It has the diuretic action of theobromin, probably enhanced by that of sodium formate.

Theophylla (the-o-fil'lah). The genus *Thea*.

theophyllin (the-o-fil'in). 1-3 dimethyl-xanthin ($C_7H_5N_3O_2 + H_2O$) isomeric with theobromin. It occurs in tea to small amount and is prepared synthetically. See *theocin*. **t. sodio-acetate.** Syn.: *acetheocinsodium*. A double salt of 1-3 dimethylxanthin. Sodium and sodium acetate in which the diuretic properties of the constituents are combined.

theory (the'o-re). An idea or hypothesis sufficient to serve as a basis for an explanation or for action. **aposition t.** The t. of the growth of a tissue by the deposit of cells from without. **atomic t.** 1. Of the ancients, the t. that all matter consists of very minute, hard, absolutely indestructible bodies called atoms. 2. Of Dalton and succeeding chemists, the t. that molecules of substances are built up of one or more atoms, each of which represents a certain definite amount of a chemical element, which amount always remains constant, going into and out of combination without suffering increase or decrease. **binary t.** In chemistry, that t. of the composition of salts which regards them as made up of two constituents, acid and basic. **Bordet's t.** See *Bordet*. **cell t.** See under *cell*. **darwinian t.** See *evolution*. **Deny's t.** See *Deny*. **difference t.** A t. proposed by Hermann to explain the presence of electrical currents in muscles and nerves. **Ehrlich's side-chain t.** See *Ehrlich*. **Freud's t.** See under *Freud*. **germ t.** See *biogenesis*. **Goltz' static t.** See *Goltz*. **Hawkins' t.** See

Hawkins. **Hering's t. of color vision.** See *Hering*. **kinetic t.** Of Brown, a t. of the semicircular canals which assumes that the nerve terminates in the ampullar area, excited in rotation movements of the head by the lay of the endolymph. **Kirchhoff's t.** See *Kirchhoff*. **Metchnikoff's t.** See *Metchnikoff*. **mutation t. of de Vries.** The t. that evolution proceeds by the appearance of mutation (sports) from time to time. **neuron t.** The t. which assumes that the nerve fibers are elongated processes of a nerve cell, and that the cell with all its branches constitutes the unit of structure of the central nervous system. **pre-existence t.** Of Du Bois-Reymond, the t. that electric currents are normally present in muscles and nerves before they are divided. **side-chain t.** See *Ehrlich's side-chain t.*, under *Ehrlich*. **transmutation t.** The t. of the change of one species or element into another species or element. **unitarian t.** The Bordet t. of the single complement for each alexin for each species. See *Bordet t.* **Weigert's t.** See *Weigert*. [Gr., *theoria*, from *theorein*, to look at.]

therapeusis (ther-ap-u'sis). See *therapeutics*.

therapeutic (ther-ap-u'tik). Pertaining to therapeutics.

therapeutics (ther-ap-u'tiks). The science and practice of the application of remedies for disease. **suggestive t.** The treatment of disease by hypnotic suggestion. [Gr., *therapeutike*, from *therapeuein*, to do service.]

therapeutist (ther-ap-u'tist). A practitioner of therapeutics.

therapy (ther'ap-e). See *therapeutics*.

theriaca (the-re'ak-ah). 1. An old name for opium flavored with nutmeg, cardamom and mace, or with saffron and ambergris; afterward for other confections of opium. 2. Molasses. [Gr., *theriake*, an antidote.]

Thering's line. A l. tangent to the lower margin of the orbit, and passing through the auricular point.

therma (ther'mah). 1. Heat. 2. A warm spring. [Gr., *therme*, from *thermos*, hot.]

thermaërotherapy (ther-ma'er-o-ther'-ap-e). The therapeutic use of hot air. [Gr., *therme*, heat, + *aer*, air, + *therapy*.]

thermal. Pertaining to heat or to hot springs. [Lat., *thermalis*.]

thermesthesiometer (ther'mes-the-ze-om'et-er). An instrument for testing the power of an individual to appreciate the differences in temperature. [Gr., *therme*, heat, + *aisthesis*, feeling, + *metron*, a measure.]

thermic (ther'mik). Pertaining to or due to heat. [Gr., *therme*, heat.]

thermifugin (ther-mif'u-jin). A commercial name for the antipyretic sodium salt of methyl-trihydroxyquinolin-carbonic acid ($C_6H_5(CH_3).NCOONa$). [Gr., *therme*, heat, + Lat., *fugere*, to flee.]

thermin (ther'min). Tetrahydrobetanaph-

- thylamin, $C_{10}H_{11}NH_2$, a mydriatic. It is capable of increasing the body temperature materially.
- ther'mo-**. Combining form of Gr., *thermos*, hot, from *therme*, heat.
- thermocautery** (ther-mo-kaw'ter-e). See under *cautery*. [Gr., *therme*, heat, + *kauterion*, a branding iron.]
- thermochrosis** (ther-mo-kro'sis). The property of absorbing heat rays of a certain degree of refrangibility and allowing others to pass through. [Gr., *therme*, heat, + *chrosis*, a coloring.]
- thermodiffusion** (ther''mo-dif-fu'shun). Gaseous diffusion as the result of the unequal heating of a gaseous mass. [Gr., *therme*, heat, + Lat., *diffusio*, a spreading out.]
- thermodin** (ther-mo'din). Phenacetin urethane ($C_{13}H_{17}O_4N$). It is an analgesic, antipyretic, and antiseptic.
- thermodynamics** (ther''mo-di-nam'iks). The science of the relations of heat to mechanical work.
- thermo-electricity** (ther''mo-e-lek-tris'it-e). Electricity produced by an increase or decrease of temperature at the point of contact of two different metals.
- thermo-excitant** (ther''mo-ek-si'tant). Exciting the production of heat.
- thermogenesis** (ther''mo-jen'es-is). The production of heat, especially in the animal organism. [Gr., *therme*, heat, + *genesis*, production.]
- thermogenic, thermogenous** (ther''mo-jen'ik, ther-moj'en-us). Heat producing.
- thermo-inhibitory** (ther''mo-in-hib'it-o-re). Preventing or retarding thermogenesis. [Gr., *therme*, heat, + *inhibitory*.]
- thermolabile** (ther-mo-la'bil). Any material such as complement which loses its power by heating to 56° C. for 30 minutes.
- thermolysis** (ther-mol'is-is). 1. The decomposition of a body under the influence of a high temperature, with a subsequent recombination on cooling. 2. The dissipating of animal heat. [Gr., *therme*, heat, + *lysis*, a loosing.]
- thermometer** (ther-mom'et-er). An instrument or apparatus for measuring degrees or variations of sensible heat. Its construction is based on the property possessed by certain substances of expanding or contracting regularly as the temperature is increased or diminished. The ordinary t. consists of a bulb communicating with a tube of very small bore, the bulb and adjacent part of the tube containing mercury, while the distal part of the tube is empty. With a rise of temperature the mercury expands so as to fill more and more of the tube. The temperature is indicated by a scale attached to the tube. The scale is graduated by marking off equal intervals as degrees, the unvarying distance between the marks that indicate the freezing point and boiling point of water being divided into 180 of these degrees in the Fahrenheit t., 100 degrees in the centigrade t. or Celsius's t., and 80 in Réaumur's t.
- The freezing point of water is the zero in the centigrade t. and Réaumur's t., but Fahrenheit put his zero 32° below that point, and the boiling points of water in the three are thus 100° , 80° and 212° . The Fahrenheit scale (symbol, Fahr. or F.) is that in general use, especially for meteorological and clinical observations; but in some countries the centigrade (symbol C.), which is that now chiefly employed in scientific research, takes its place; they are connected by the formula $F. = \frac{9}{5} C. + 32^\circ$. For very low temperatures alcohol is used instead of mercury, and very high temperatures are measured by the pyrometer. **air t.** A t. in which the temperature is measured by the expansion of air. **Celsius's t.** See under *Celsius*. **centigrade t.** See *Celsius's t.* **clinical t.** A t. for testing the temperature of the body. **Fahrenheit's t.** See under *Fahrenheit*. **Réaumur's t.** See under *Réaumur*. **recording t.** A t. which makes automatically a tracing indicative of the variation of temperature to which it has been subjected. **registering t., self-registering t.** An automatic maximum or minimum t. The maximum or minimum is shown by some indicator remaining in position after the mercury falls or rises. **surface t.** A t. for taking the temperature of the surface of the body. [Gr., *therme*, heat, + *metron*, a measure.]
- thermometric** (ther-mo-met'rik). Pertaining to the thermometer or its use.
- thermometrograph** (ther-mo-met'ro-graf). A recording thermometer. [Gr., *therme*, heat, + *metron*, a measure, + *graphein*, to write.]
- thermometry** (ther-mom'et-re). The use of the thermometer; also the body of facts and theories connected with its use. **cerebral t.** Of Broca, a method of diagnosing certain diseases of the brain by taking the surface temperature upon certain parts of the head. [Gr., *therme*, heat, + *metron*, a measure.]
- thermopenetration** (ther''mo-pen-e-tra'shun). The production of warmth in the deeper portions of the body with currents of lower tension and high amperage.
- thermophil, thermophilic** (ther'mo-fil, ther-mo-fil'ik). Able to grow only in a high temperature, as much as 40° to 70° C. **t. bacteria.** Bacteria growing only at a high temperature, e. g., the bacteria found in hot springs in a temperature of 70° C. [Gr., *therme*, heat, + *philein*, to love.]
- thermopile** (ther'mo-pil). See *thermo-electric pile*, under *pile*. [Gr., *therme*, heat, + Lat., *pila*, a ball.]
- thermoregulator** (ther-mo-reg-u-la'tor). An apparatus for regulating the temperature of an incubator.
- ther'mos bot'tle.** A vacuum bottle. A bottle having a layer of air or a vacuum between an inner and outer glass bottle enclosed in a metal case, and thus the contents of the bottle may be kept hot or cold for 12-24 hours.

thermoscope (ther'mo-sköp). An instrument for registering changes of temperature without indicating the degree or amount of heat. [Gr., *therme*, heat, + *skopein*, to observe.]

thermostable (ther-mo-sta'bil). Of a substance which withstands a temperature of 56° C. for 30 minutes, such as an amboceptor.

thermostat (ther'mos-tat). An apparatus for the automatic regulation of temperature. [Gr., *therme*, heat, + *istanai*, to set.]

thermosteresis (ther''mo-ster-e'sis). Deprivation of heat; lowering of temperature. [Gr., *therme*, heat, + *steresis*, deprivation.]

thermosyaltic (ther-mo-sis-tal'tik). Contracting under the action of heat (said of a muscle).

thermosyaltism (ther-mo-sis'tal-tizm). The contractility of muscular tissue due to sudden changes of temperature. [Gr., *therme*, heat, + *systellein*, to contract.]

thermotaxis (ther-mo-tak'sis). The adjustment of the production of animal heat. [Gr., *therme*, heat, + *taxis*, arrangement.]

thermotonometer (ther''mo-ton-om'eter). An instrument devised by Gruenhagen for measuring the amount of muscular contraction induced by various thermic stimuli. [Gr., *therme*, heat, + *tonos*, a stretching, + *metron*, a measure.]

thermotoxin (ther''mo-tok'sin). Any toxin produced in the living body by heat, as from scalds or burns. [Gr., *therme*, heat, + *toxin*.]

thermotropism (ther-mo-tro'pizm). The attraction and repulsion which heat exerts upon some of the bacteria. [Gr., *therme*, heat, + *trope*, turn.]

theroid (the'royd). Resembling an animal of a lower order. [Gr., *theriodes*, beast-like.]

theromorpha, **theromorphism** (the-romor'fe-ah, the-ro-mor'fizm). A monstrosity characterized by resemblance to a lower animal. [Gr., *ther*, a wild beast, + *morphe*, a form.]

Thevetia (the-ve'te-ah). 1. The genus *Genipa*. 2. A genus of American apocynaceous shrubs. **T. nerifolia**. A South American tree, naturalized in the East Indies, where it is known as exile tree. It contains a glucosid, thevetin. [*Thevet*, a French monk traveler.]

thevetin (thev'et-in). A glucosid having a digitalis action, obtained from the seeds of *Thevetia nerifolia*.

Thiersch's carmin reagent. A staining solution containing oxalic acid. **T's skin graft'ing**. Comparatively large pieces of epidermis with true skin underneath are shaved off sound skin, and applied to the denuded area after the granulations have been trimmed off. [*Karl Thiersch*, German surgeon, 1822-1895.]

thigenol (thi-je'nol). A solution of sodium sulpho-oleate containing 2.85 per cent. of sulphur. It is used like ichthyol in affections of the skin.

thigh (thi). The upper portion of the lower limb, between the knee and the hip. [Ang.-Sax., *théoh*, leg.]

thigmatropism (thig-mot'ro-pizm). Mechanical stimability. [Gr., *thigma*, touch, + *trophos*, turning.]

thilanan (thi'lan-in). A yellowish, unctuous substance consisting of lanolin with 3 per cent. of sulphur.

thi'o-. Combining form of Gr., *theon*, sulphur.

thio-alcohol (thi-o-al'ko-hol). See *mercaptan*.

thiocol (thi'o-kol). Potassium sulphoguaiacolate, $C_6H_5(OH)(OCH_3)(KSO_3)$, used in pulmonary affections.

thiocyanate (thi-o-si'an-ät). A salt of thiocyanic acid.

thiocyanid. See under *sulphocyanid*.

thio-ether (thi-o-e'ther). An alkylsulphid.

thioform (thi'o-form). A basic bismuth salt of dithiosalicylic acid; an antiseptic.

thiol (thi'ol). A soluble mixture of sulphurated and sulphonated petroleum oils, resembling ichthyol in chemical character and medicinal action. It occurs in commerce in liquid form, containing about 2 per cent. of sulphur, and as a brown powder having 8 to 9 per cent. of sulphur.

thiolin (thi'o-lin). A substitute for ichthyol, made from linseed oil and sulphur.

thion (thi'on). See *sulphur*.

thionic (thi-on'ik). Having one or more atoms of sulphur; there are monothionic, dithionic, trithionic, tetrathionic, and pentathionic acids.

thionyl (thi'on-il). A bivalent radicle (SO). **t. chlorid**. A colorless, fuming liquid, $SOCl_2$.

thio-oxy-carbonate (thi''o-oks-e-kar'bon-ät). A salt of the general constitution $O : C < \begin{matrix} O,R' \\ S,R' \end{matrix}$

thiophen (thi'o-fën). A colorless, strongly refracting, oily liquid, C_6H_4S , found in benzene obtained from coal tar. **t. diiodid**. An aromatic, non-toxic, and non-irritant body, used as an antiseptic.

thioresorcin (thi''o-res-or'sin). A yellowish white, inodorous, non-poisonous powder formed by a combination of resorcin and sulphur; used as a local antiseptic.

thiosapol (thi-o-sa'pol). A soda soap containing 10 per cent. of sulphur.

thiosinamin (thi-o-sin'am-in). Thiosinamina rhodallin, allyl thio-urea, $(NH_2)_2CS.NHCH_2.CH : CH_2$. A soluble crystalline substance, used to hasten the absorption of exudates, scar tissue, etc., by an action which is not explained. Its therapeutic value is not established. See *fibrolysin*.

thiosulphate (thi-o-sul'fät). Syn.: *sulphosulphate*, *hyposulphite*. A salt of thiosulphuric acid.

Thiothrix (thi'o-thriks). A genus of the family *Chlamydobacteriaceae*, being filamentous, non-motile, saprophytic bacteria, having a sheath and cells containing sulphur granules. [Gr., *theon*, sulphur, + *thrix*, hair.]

thio-urea (thi-o-u're-ah). A crystalline

- solid, $\text{CS}(\text{NH}_2)_2$, or urea, in which sulphur replaces oxygen.
- thirst.** The uneasy or painful sensation caused by want of drink. [Ang.-Sax., *þurst*, *thurst*; old Fris., *thurst*.]
- Thiry's fistula.** A f. of the intestine, especially of the small intestine (suggested by Thiry, 1864), for obtaining the intestinal juices unmixed with the other digestive fluids. It is made by opening the abdomen and cutting out a segment of the intestine from 10 to 40 cm. long, leaving its mesenteric vascular and nervous connections intact. The upper or cephalic end of the isolated segment is stitched to the wound in the abdomen so that it will remain open; the other end is closed. The two ends of the intestine from which the segment were cut are sutured together, thus making a continuous alimentary tube again. The intestinal juices flow spontaneously from such a f. and are increased during digestion.
- thiuret** (thi'u-ret). The compound, $\text{C}_8\text{H}_7\text{N}_3\text{S}_2$. Its parasulphocarbolate is used as a substitute for iodoform.
- Thomas' hip splint.** A rigid splint made of two steel rods one on each side of the leg and thigh, the upper ends are attached to a curved steel band fitting into folds of the buttocks and the lower ends into a steel piece under the instep. For removing the weight of the body from the hip and knee. [Hugh Owen Thomas, Liverpool surgeon, 1834-1891.]
- Thomas' pessary.** An Albert-Smith vaginal pessary with a fat posterior arm, made of hair or soft rubber, or of a wire spring covered with soft rubber. [T. Gaillard Thomas, New York gynecologist, 1831-1903.]
- Thompson's diet tables,** see in appendix, page 917.
- Thompson's galvanometer.** See *mirror galvanometer*, under *galvanometer*.
- Thompson's solution of phosphorus.** A preparation made by dissolving, with heat and agitation, one part of p. in absolute alcohol and glycerin and flavored with peppermint to make 14 parts.
- thomsonian** (tom-sen'e-an). Pertaining to Thomsen's disease.
- Thomsen's disease.** An affection of obscure nervous origin, characterized by a tonic spasm of the voluntary muscles, especially at the beginning of a voluntary contraction.
- thomsonian** (tom-so'ne-an). Pertaining to thomsonianism; as a believer in or practitioner of it.
- thomsonianism** (tom-so'ne-an-ism). A system of medicine in which the remedies were largely botanical. [Samuel Thomson, Massachusetts physician, 1769-1843.]
- thoracentesis** (tho''rah-sen-te'sis). Perforation of the chest to evacuate fluid from the pleura. [Gr., *thorax*, the chest, + *kentesis*, a pricking.]
- thoracic** (tho-ras'ik). Pertaining to the chest.
- thor'aco-**. Combining form of Gr., *thorax*, *thorakos*, thorax.
- thoracoceloschisis** (thor-ak-o-sel-os'kis-
- is). Congenital fissure of the chest and abdomen. [Gr., *thorax*, chest, + *koihia*, belly, + *schisis*, fissure.]
- thoracocentesis** (tho''rah-ko-sen-te'sis). See *thoracentesis*.
- thoracodidymus** (tho''rak-o-did'im-us). See *thoracopagus*. [Gr., *thorax*, the chest, + *didymos*, twin.]
- thoracogastroschisis** (tho''rak-o-gas-tros'kis-is). Congenital fissure of the thorax and abdomen. [Gr., *thorax*, the thorax, + *gaster*, the belly, + *schisis*, a cleaving.]
- thoracoschisis** (tho-rak-os'kis-is). Congenital fissure of the thorax. [Gr., *thorax*, chest, + *schisis*, a fissure.]
- thoracosphygmus** (tho-rak-o-sfig'mus). The impulse of the heart felt through the chest wall. [Gr., *thorax*, the chest, + *sphygmus*, the pulse.]
- thorax** (tho'raks). The cavity bounded by the diaphragm below, the ribs and sternum in front, the ribs laterally and the ribs and vertebral column behind, being closed above by the structures at the root of the neck. It contains the heart and lungs and the vessels connected with them, the esophagus, the sympathetic and the pneumogastric nerves and their ganglia and plexuses, and a portion of the thoracic duct. [Gr., *thorax*, a breastplate.]
- Thorington's disk.** An instrument used in retinoscopy.
- thorium** (tho're-um). A metallic element. Atomic weight, 213. Chemical symbol, Th. Its oxid makes up the greater portion of the Welsbach gas burner. **t. nitrate.** $(\text{Th}(\text{NO}_3)_4 + 4\text{H}_2\text{O})$, a crystalline, astringent, radio-active salt. Emanations accumulating in a bottle partially filled with a solution of the salt may be used by inhalation. The therapeutic value is not established.
- thought-transference.** An animistic idea of communicating thoughts without any form of expression of same, verbal or otherwise.
- thread cells.** See *achromatic fibrils*, under *fibril*.
- thread-worm.** Syn.: *pin-worm*. *Oxyuris vermicularis*. The term is also applied to guinea-worms, hair-worms, and others.
- threps'is.** Nutrition. [Gr., *threpsis*, from *trephein*, to nourish.]
- threpsology** (threp-sol'o-je). The physiology, etc., of nutrition. [Gr., *threpsis*, nutrition, + *logos*, understanding.]
- Thresh's reagent.** A mixture of 1.8 gram of potassium iodid. 45 c.c. of hydrochloric acid, and 30 c.c. of the Br. Ph.'s solution of bismuth.
- thridacium** (thri-da'se-um). See *lactucarium*. [Gr., *thridax*, lettuce.]
- thrill.** A tremor discerned by palpation or auscultation. **aortic t.** A t. heard over the aortic aperture in lesions of the orifice or valves. **arterial t.** A t. perceived over an artery. **hydatid t.** The peculiar t. felt by palpation over a hydatid cyst. **presystolic t.** A t. which is to be felt before the systole in mitral stenosis.
- throat** (thrôt). The cavity extending from

the arch of the palate to the glottis and the superior opening of the esophagus; also popularly the front of the neck. [Ang.-Sax., *throtu*, gullet, from *thréotan*, to push, to thrust.]

throm'base. See *thrombin*.

thrombin (throm'bin). Schmidt's name for the fibrin ferment which causes clotting of the blood by the conversion of fibrinogen to fibrin. See *fibrin*.

throm'bo-. Combining form of Gr., *thrombos*, lump, piece, clot of blood, curd of milk; used in compound words to indicate of or having to do with a thrombus.

thrombocyst (throm'bo-sist). A cyst formed around a thrombus. [Gr., *thrombos*, a clot, + *kystis*, a cyst.]

thrombogen (throm'bo-jen). The name given by Morawitz to the antecedent substance (prothrombin) in the blood from which the active thrombin (fibrin ferment) is formed by the combined influence of calcium and thrombokinase. [*Thrombin* + Gr., *gennan*, to produce.]

thrombokinase (throm-bo-ki'nās). An organic activator or kinase supposed to be formed in all tissues, including the blood cells, and which with calcium is necessary for the production or activation of thrombin from the preliminary prothrombin present in the blood plasma.

thrombophlebitic (throm-bo-fle-bit'ik). Pertaining to venous thrombosis or to phlebitis with thrombosis.

thrombophlebitis (throm'bo-fle-bit'is). Phlebitis with thrombosis. [Gr., *thrombos*, a clot, + *phleps*, a vein, + *itis*, inflammation.]

thromboplas'tic substance, thrombo-plas'tin. Name given to the material contained in all the tissues that accelerates the clotting of blood. According to Howell, it is a phosphatid, probably kephalin, which exists in the tissues as a compound with protein, a lecithoprotein.

thrombosis (throm-bo'sis). Syn.: *intra-vascular coagulation*. Clogging of blood vessels by coagulation of the blood within them. **cardiac t.** T. within one or more cavities of the heart. **cerebral arterial t.** A narrowing of the caliber of an artery in the brain caused by a deposit of fibrin from the blood. **compression t.** Thrombus formation in a vein compressed as the result of trauma on a new growth. **embolic t.** T. following obstruction of a vessel by an embolus. **infection t.** T. due to bacterial inflammation. **marantic t., marasmic t.** T. due to a very feeble circulation. **placental t.** T. of the uterine veins due to an extension of the physiological t. from the placental site into the substance of the uterus. **plate t.** T. produced by a conglutination of blood plates preexisting in the blood. **sinus t.** T. of one or more of the sinuses in the petrous portion of the temporal bone. **traumatic t.** 1. T. secondary to concussion or contusion of a part. 2. See *placental t.* **venous t.** T. of a vein. [Gr., *thrombosis*, from *thrombousthai*, to become clotted.]

thrombotic (throm-bo'tik). Pertaining to or due to thrombosis.

thrombozym (throm-bo'sim). An enzyme which, according to Nolf, is furnished by the leukocytes and plates and constitutes one of the factors in the coagulation of the blood. It is assumed to combine with fibrinogen and thrombogen to form fibrin.

throm'bus. The clot formed in thrombosis. **ante mortem t.** A t. formed in the heart or large vessels before death. **autochthonous t.** See *primary t.* **ball t.** A globular t. which becomes loosened from its attachment to the wall of the auricle and lies free in the cavity; a rounded heart-clot. See *primary t.* **bland t.** A t. not containing bacteria. **blood plate t.** A t. consisting of blood plates, these elements forming the earliest stage of rejuvenated thrombi. **calcified t.** A phlebolith. **canalized t.** A t. containing one or more channels. **distal t.** The t. forming on the distal side of a ligated artery. **hyaline t.** A t. in a capillary or very small blood vessel. It is caused by the agglutination and hyaline transformation of red blood corpuscles. **infective t.** A t. containing bacteria. **laminated t.** A t. formed in strata or laminae by slow and continuous coagulation, with an intermitting force of condensation. **marantic t.** A t. forming in the auricular appendages, the recesses of the trabeculae, and various venous sinuses, due primarily to extreme cardiac weakness. **mixed t.** A t. composed of red and white areas. **mural t.** A t. projecting from the wall of a vessel into the lumen. **occluding t.** A t. entirely closing the lumen of a blood vessel. **organized t.** A t. transformed into vascularized connective tissue. **pale t.** A t. consisting mainly of white blood corpuscles. **parietal t.** See *mural t.* **post-mortem t.** A t. formed in the heart or large blood vessels after death. **primary t.** A t. which remains at the place of its formation. **progressive t.** A t. usually stratified, which grows continuously into the lumen of the vessel. **proximal t.** The t. forming in the cardiac side of a ligated artery. **red t.** A t. formed by the coagulation of blood which is at rest. It is dark red or brown in color, and contains few white corpuscles, consisting mainly of red blood corpuscles. **secondary t.** 1. A t. following inflammation of the vessels or of the tissues immediately surrounding them. 2. A t. which is continuous from a primary t. **simple t.** See *bland t.* **neonatorum.** See *cephalhematoma*. **vaginalis.** Hematoma beneath the mucous membrane of the vagina. **t. vulvae.** Hematoma of the labium pudendi majus. **valve t.** A t. which permits the blood to flow in one direction and occludes it in another. **white t.** One which contains no pigment. See *pale t.* [Gr., *thrombos*.]

thrush. Syn.: *muguet*. White spots in the mouth due to infection with *Oidium albicans*. See *aphthous stomatitis*, under *stomatitis*. [Old Eng., *thrusche*.]

thrust culture. See *stab culture*, under *culture*.

Thuja (thu'jah). Preferably written *Thuya*. 1. *Arbor vitae*; a genus of evergreen trees and shrubs of the *Cupressineae*. 2. Of the U. S. Ph., 1880, the fresh tops of *T. occidentalis*. **T. obtusa**, **T. occidentalis**. American arbor vitae. The fresh tops (leaves and twigs), the t. of the U. S. Ph., 1880, are used in coughs and as an embrocation for rheumatic pains. [Gr., *Thyia*.]

thu'jin. A substance, $C_{20}H_{32}O_{12}$, obtained from the green parts of *Thuja occidentalis*.

thu'jol. A substance, $C_{10}H_{16}O$, forming the chief constituent of the oil of *Thuja occidentalis*. It is capable of inducing abortion and it induces fatty degeneration of the vital organs.

thus. 1. Incense, common frankincense; olibanum. 2. A white, yellow, or reddish resin exuding from the branches of *Pinus sylvestris* and *Abies excelsa*. **T. americanum**. Common turpentine (the oleo-resin). The English synonym is frankincense, but the term frankincense is used as a synonym for olibanum in the U. S., but not for turpentine [Br. Ph., 1898]. **t. arabicum**. Olibanum. **t. libycum**. Gum ammoniac. **t. vulgare**. 1. Common frankincense. 2. Olibanum silvestre. [Lat.]

thymacetin (thi-mas-e'tin). The compound $\begin{matrix} CH_3 & & OC_2H_5 \\ & & / \quad \backslash \\ C_3H_7 & > & C_6H_5 < \\ & & \backslash \quad / \\ & & NH(CH_3CO) \end{matrix}$; used in headache and neuralgia.

thymal (thi'mal). Methylsopropyl-phenol, $CH_3(C_6H_5OH)C_3H_7$. A crystalline substance found in many vegetable oils; used as an antiseptic.

thymene (thi'mēn). A levorotary liquid, $C_{10}H_{10}$, found in oil of thyme.

thymiama (thim-e-ah'mah). Anything burned as incense or for fumigation. [Gr., *thymian*, to burn incense.]

thymiasis (thim-i'as-is). Fumigation. [Gr., *thymian*, to burn incense.]

thymine (thi'min). 5-methyl-2,6-dioxypyrimidin, $C_5H_8N_2O_2$. A pyrimidin derivative found in the nucleic acid of the thymus gland.

thymitis (thi-mi'tis). Inflammation of the thymus gland. [Gr., *thymos*, the thymus gland, + *itis*, inflammation.]

thy'mo-. Combining form of Gr., *thymos*, thymus.

thymoform (thi'mo-form). A product of the reaction between thymol and formic aldehyd; and used like iodoform.

thymol (thi'mol). Propylmethylphenol, $C_6(H_3H_2CH_2H_2OH)CH_2.CH_3$. A phenol from oil of thyme. It is antiseptic and is used as an addition to dusting-powders [U. S. Ph., Br. Ph.]. **thymolis iodium**. Syn.: *aristol*. A diiodid of t. It is used as an odorless substitute for iodoform [U. S. Ph.].

Thymus (thi'mus). 1. Thyme, a genus of the *Labiatae*; also *T. vulgaris*. 2. A two-lobed lymph gland in the neck and thorax of the young. **accessory t.** One of the lobules frequently met with belonging to

the t. gland, but isolated from the mass of the organ. **T. serpyllum**, **T. serpyllum**. Mother of thyme. The flowering leafy branches contain an essential oil, bitter extractive, tannin, etc., and are used as an external stimulant. **T. vulgaris**. Common thyme; a highly aromatic undershrub indigenous to southern Europe, often cultivated as a condiment. The leafy and flowering branches are used like those of *T. serpyllum*, and furnish oil of thyme. [Gr., *thymos*, thyme, a warty excrescence, i. e., resembling a bunch of thyme.]

thyraden (thi'rad-en). An extract of the thyroid gland.

thyroid, thyré-iodin (thi're-in, thi-re-i'o-din). See *iodothyrin*. **t. of Merck**, a preparation having the therapeutic action of thyroïd substance.

thyresol (thi're-sol). A proprietary preparation consisting mainly of the methyl blue of santalol, $C_{15}H_{23}OCH_3$. Its action and uses resemble those of sandalwood oil.

thy'ro-, **thy'reo-**. Combining form of Gr., *thyreos*, oblong shield.

thyro-antitoxin (thi'ro-an-te-toks'in). A crystalline substance free from iodine obtained from the thyroid gland.

thyro-arytenoid (thi'ro-ar-it'e-noyd). Pertaining to the thyroïd and arytenoid cartilages. **t. muscles**. See *table of muscles*, under *muscle*.

thyro-arytenoideus (thi'ro-ar-it-en-oyd'e-us). The t. internus and the t. externus regarded as one muscle. See *table of muscles*, under *muscle*.

thyrocele (thi'ro-sēl). A tumor situated in the thyroïd gland. Goiter. [Gr., *thyreos*, shield, + *kele*, tumor.]

thyro-epiglotticus (thi'ro-ep-i-glot'ti-cus). See *table of muscles*, under *muscle*.

thyroïdeus (thi'ro-hi-oyd'e-us). A flat quadrangular muscle arising from the outer surface of the thyroïd cartilage and inserted into the lower margin of the body and the cornu majus of the hyoid bone. See *table of muscles*, under *muscle*.

thyroïd (thi'royd). 1. Pertaining to, connected with, or derived from the t. gland.

2. The gland itself. See under *gland*.

accessory t's. See *accessory t. glands*, under *gland*. **desiccated t. gland**. The t. gland of sheep dried and powdered after the removal of adherent tissue [U. S. Ph., *glandulae thyroïdea siccae*]. **t. preparations**. The pharmaceutical preparations of t. gland, mainly proprietary, have become very numerous since the discovery was made that the oral administration of the gland sufficed to prevent the symptoms which follow removal of the t. gland. [Gr., *thyroeoïdes*, from *thyreos*, an oblong shield, + *eidos*, resemblance.]

thyroïdectin (thi-royd-ek'tin). A proprietary preparation consisting of gelatin capsules containing a powder prepared from the blood of thyroïdectomized animals.

thyroïdectomy (thi-royd-ek'to-me). Re-

removal of the thyroid gland. [Gr., *thyreoides*, thyroid, + *ektome*, a cutting out.]

thyroideum (thi-royd'e-um). The thyroid gland. **t. siccum**. The desiccated thyroid gland [Br. Ph.].

thyroidin (thi-royd'in). Of Merck, a purified albuminoid from the thyroid gland, having the actions of that gland.

thyroidism (thi-royd-izm). The group of symptoms supposed to be caused by the increased internal secretion of the thyroid gland and similar in general to those of exophthalmic goiter.

thyroiditis (thi-royd-it'is). Inflammation of the thyroid gland. [*Thyroid*, + Gr., *itis*, inflammation.]

thyro-iodinin (thi-ro-i'o-din-in). Iodothyrim; an organic iodine compound found in the thyroid gland and apparently the active medicinal principle of that organ.

thyrolytic (thi-ro-lit'ik). Destructive to thyroid tissue. [*Thyroid*, + Gr., *lysis*, dissolution.]

thyroncus (thi-ron'kus). See *goiter*. [*Thyroid*, + Gr., *ogkos*, tumor.]

thyropharyngeus (thi''ro-fa-rin'je-us). See *table of muscles*, under *muscle*.

thyroprivia (thi-ro-priv'e-ah). Condition after removal of thyroid body. [*Thyroid*, + Lat., *privus*, without.]

thyroprotein (thi-ro-pro'te-in). A protein belonging to the globulin group isolated from the thyroid glands and characterized by the presence of iodine.

thyrotomy (thi-ro'tom-e). 1. Splitting of thyroid cartilage. 2. Any cutting operation on thyroid gland. [Gr., *thyreooides*, thyroid, + *tome*, a cutting.]

thyrotoxin (thi-ro-toks'in). A serum claimed to be cytolytic, prepared by injecting animals with ground-up thyroid tissue.

tibia (tib'e-ah). A long bone, the larger of the two of the leg, on the anterior and medial side of which it is placed. Its upper extremity bears two concave surfaces covered with cartilage, separated by the crucial spine, for articulation with the femur, and bears on each side two prominences, the lateral and medial tuberosities. The shaft is three-sided, smaller in the middle than at either end, its medial surface being subcutaneous. The lower extremity is enlarged transversely and projects downward on the inner side as the medial malleolus, presenting a concave surface for articulation with the astragalus; laterally is a surface covered with cartilage for articulation with the fibula, and posteriorly are grooves for the tendons of the tibialis posticus and flexores digitorum pedis and pollicis longi. [Lat., *tibia*, shin.]

tibial (tib'e-al). Pertaining to or situated near or toward the tibia.

tibialis (tib-e-al'is). 1. Tibial. 2. A muscle connected with the tibia. See *table of muscles*, under *muscle*. **t. phenomenon**. The dorsal extension of the foot of a paralyzed leg on flexing the leg towards the body. [Lat.]

tibio-accessorius (ti''be-o-ak-ses-so're-us). See *table of muscles*, under *muscle*.

tic. Short, lightninglike, convulsive motions, especially of muscles in the face. **convulsive t.**, **facial t.** A psychasthenic manifestation, a coordinated and systematic act, often involving the action of muscles supplied by various nerves. **spasmodic t.** Paralysis of the muscles of one or both sides of the face, associated with tonic contraction of the same. See *facial paralysis*, under *paralysis*. **t. douloureux** [Fr.]. Facial neuralgia accompanied by an involuntary contraction of some of the facial muscles. **t. giratoire** [Fr.]. Clonic spasm of the obliquus capitis inferior, producing rotary movements of the head. [Fr.]

tick. A name common to certain small parasitic *Arachnida* constituting the order *Acarina*. They disseminate certain diseases among human beings, e. g., Dutton's relapsing fever and Rocky Mountain fever and various skin affections. **itch t.** See *Acarus scabiei*. **t. fever**. A f. attributed to infection from *Pyroplasma hominis*, a parasite of certain ticks, especially *Ornithodoros moubata*; said to resemble typhus, but of very low mortality. [Dutch, *tijk*.]

t. i. d. Abbreviation for Lat., *ter in die*, meaning, three times daily.

tigium (tig'le-um). See *Croton t.*, under *Croton*. **grana tiglii**. The seeds of *Croton t.* **oleum tiglii**. See *croton oil*, under *Croton* [U. S. Ph.]. **T. officinale**. See *Croton t.*, under *Croton*.

tigroid (ti'groyd). The material in nerve cells which stains with basic anilin dyes. See *Nissl's granules*. [Gr., *tigrooides*, spotted.]

Tilia (til'e-ah). 1. A genus of trees (the limes or lindens), of the *Malvales*. 2. See *flores tiliae*. **flores tiliae**. T. flowers contain a volatile oil, to which any action in them is probably due, and, perhaps, a glucosid, tiliacin, which is formed in the leaves. T. flowers are used for headache and indigestion.

time. Extent of duration. **physiological t.** The t. elapsing between the impression received by an organ of sense and its perception by the individual affected. **reaction t.**, **reflex t.** The t. occupied in the transfer of an impulse along a sensory nerve to the spinal cord and brain and back along a motor nerve.

tin. A metallic element known since the beginning of the Christian era, although confounded at that time with lead. Symbol, Sn (from stannum); atomic weight, 117.8; sp. gr., 7.293. List of poisons and their antidotes, see in *appendix*, page 939. **solution of chlorid of t.** A preparation made by heating granulated t. with water and hydrochloric acid until no more gas is obtained, adding water and boiling with the undissolved t. [Br. Ph.]. **tin'cal**. Crude borax.

tinctura (tink-tu'rah). See *tincture*. **t. amara**. Stomach drops; a tincture obtained from percolating gentian, centaury, bitter orange peel, orange berries, and zedoary with alcohol and water [N. F.]. **t. antacrida**. Antacid tincture; dys-

menorrhœa mixture; an alcoholic solution of mercuric chlorid, gûaiac, Canada turpentine, and oil of sassafras [N. F.]. **t. antiperiodica.** Warburg's tincture. This exceedingly complex preparation has no place in scientific medicine at this time. It was once used against malaria [N. F.]. **t. aromatica.** A tincture prepared from various aromatic drugs [N. F.]. **t. gambir composita.** An astringent remedy. Gambir, in No. 50 powder, 50 gm.; Saigon cinnamon, in No. 50 powder, 25 gm.; diluted alcohol, a sufficient quantity to make 1000 c.c. [U. S. Ph.]. **t. herbarum recentium.** Made by the general formula: 50 grams of the fresh drug macerated in enough alcohol to yield 100 c.c. of tincture when expressed [U. S. Ph.].

tincture (tink'tûr). A pharmaceutical preparation made by dissolving a drug in alcohol, especially by subjecting vegetable substances to the action of alcohol. **ammoniated t.** A t. prepared with aromatic spirits of ammonia as the menstruum. **antiperiodic t.** See *tinctura antiperiodica*. **etheral t.** A t. in the preparation of which an appreciable quantity of ether is used. **Fleming's t.** A concentrated tincture of aconite. **Huxham's t.** See under *Huxham*. **Warburg's t.** See *tinctura antiperiodica* [N. F.]. [Lat., *tinctura*, from *tingere*, to wet.]

tinea (tin'e-ah). A name applied to skin diseases which are caused by a microphytic fungus, such as that of ringworm. **t. albuginea.** A peculiar form of ringworm found in the Dutch East Indies. It occurs in large, roundish, white, scaly patches on the palms and soles and spreads thence to the adjacent skin of the hands and wrists and feet and ankles. **t. circinata.** Ringworm of the body, beginning as a flat reddish papule or slightly elevated circular spot, which spreads peripherally while it clears up at the center, thus forming a ringed lesion. Rings may be as large as three inches in diameter. **t. circinata cruris.** Ringworm occurring about the genitals, especially on the inside of the thighs. **t. circinata tropica.** See *t. imbricata*. **t. favosa.** Syn.: *favus*. An infectious disease of the skin, found typically on the scalp, due to a specific fungus and characterized by the occurrence of peculiar saucer-shaped sulphur yellow crusts. The fungus is called *Achorion Schoenleinii*. **t. furfuracea.** T. attended with the formation of whitish greasy scales or crusts. **t. imbricata.** Syn.: *tokelau*. A local infectious disease of the skin occurring in tropical countries. It is caused by a fungus closely resembling the large-spored trichophyton fungus and is characterized by peculiar, scaly, ringed, concentric lesions. **t. intersecto.** A rare disease, beginning as small, roundish, slightly elevated, itching spots on the arms, chest, and back. The patches become brown, presenting a smooth, tense surface, increase in size, and coalesce. **t. kerion.** A form of *t. tonsurans*. **t.**

lupinosa. See *t. favosa*. **t. nodosa.** Sheathlike, nodular masses developing in the hair of the beard and mustache from the growth of an unnamed fungus. The masses surround the hairs, which become brittle, and the hair may be penetrated by the fungus and thus split. **t. sycosis.** T. of the beard is either superficial, when it presents the features of ringworm of the scalp, or it may be deep-seated, causing a swollen, red, and angry mass of hypertrophied granulating tissue in which are imbedded distended hair follicles. **t. tonsurans.** See *t. sycosis*. **t. trichophytina.** Ringworm; a local infectious disease of the skin, produced by the trichophyton fungus. The organism grows by preference in the horny epithelium. The lesions vary according to the part of the body attacked, whether or no the hairs are involved. See also *t. circinata*. **t. trichophytina corporis.** See *t. circinata*, **t. trichophytina cruris.** See *t. circinata cruris*. **t. trichophytina unguis.** See *onychomycosis*. **t. vera.** See *favus*. **t. versicolor.** Syn.: *chromophytosis*. An infectious disease of the skin, produced by the *Microsporon furfur*. It is characterized by the occurrence on the trunk of persistent, brownish, furfuraceous, non-inflammatory patches. [Lat., *tinea*, a gnawing worm.]

tin'king. A clear, metallic sound like that produced by one piece of metal striking lightly against another. **metallic t.** A t. sound produced in a pneumothorax and in a large pulmonary cavity having solid walls.

tinnitus (tin-ni'tus, tin'ni-tus). A ringing or tinkling sound. **nervous t.** A true neurosis, characterized by the subjective sensation of a humming or buzzing sound, varying considerably in character, and occurring mostly in excitable, nervous persons, during mental strain, or in states of exhaustion, anemia, or shock. It is also known as t. without deafness, and proves obstinate to every kind of treatment. **t. aurium.** A subjective sound, varying in character, duration, and intensity, heard by patients suffering from various forms of ear disease, and also following the administration of large doses of certain drugs, notably quinin. It also occurs in certain febrile disorders and in marked anemia. [Lat., *tinnire*, to ring.]

-tion. A suffix from the Old Eng. and Lat., *-tionem*, forming abstract names.

-tious. A suffix from the Old Eng. and Lat., *-tiosus*, forming adjectives.

tissue (tis'su). A collection of cells or structural elements so modified in form, size, and arrangement as to have a constant and recognizable structure, wherever it may occur (being modified in different situations only so far as local connections and uses render necessary), and to be adapted to the performance of a special and definite function. All of one kind of t. in the body forms a system, such as the nervous or the muscular sys-

tem, while the t's combined form organs. Two systems of classification are used, the older and more common being based upon the appearance in the adult, and the other upon the origin from the different germ layers of the ovum. According to the first method, one of the most satisfactory classifications is the division into four groups—epithelium, connective t., muscular t., and nervous t.; according to the second, t's are ectodermic, endodermic, or mesodermic. **adenoid t.** The reticular framework of the lymph nodes, the meshes of the reticulum being filled with lymphoid cells. **adipose t.** Areolar t. in which the areolae are more or less filled with fat cells, a condition which may occur in any part of the body except the eyelids and parts of the male sexual apparatus. **alveolar t.** The t. forming the framework of the pulmonary alveoli. It consists of areolar t. in which the elastic fibers are numerous, and there are also a considerable number of muscular fiber cells. **animal t.** The t. of an animal in contradistinction to that of a plant. **aqueous t.** Water t., such as that of most succulent plants, containing parenchyma cells stored with sap and more or less mucilage. **areolar t., areolated connective t.** That part of the connective t. of the body in which white and yellow connective t. fibers and bundles cross at all angles and continually unite to form larger bundles or divide to form smaller ones, thus making a kind of network. **bone t.** See *osseous t.* **cancellous t.** The porous, spongy t. of the bones. **cartilaginous t.** See *cartilage.* **cavernous t.** Fibrous and elastic t. containing in the areolae a freely communicating plexus of veins or venous sinuses, all included in an elastic envelope and capable of great increase in bulk when the veins are distended with blood. **cellular t.** Areolar t. **chromaffin t.** Tissue composed of cells that stain readily with chromic salts. **compact osseous t.** See *compact osseous substance,* under *substance.* **complex t's, composite t's, compound t's.** T's composed of two or more simple t's in nearly equal proportions, as in blood vessels, lymph vessels, lymphatic glands, etc. **connective t.** T. serving for the support or connection of other t's. It consists of soft masses, as in areolar t., in tendons, and in ligaments, or of more or less hard and rigid masses, as in cartilage, bone, and dentin. The term connective t. is sometimes limited to the soft connective substances in the body, excluding bone and cartilage. See *areolar t., white fibrous t., elastic t., osseous t., and cartilage.* **corneous t.** Compact masses of cells which are soft near their vascular bases, but near their free surface hard, flat, and often devoid of a nucleus; found in the hair, nails, hoofs, horns, and epidermis. **dental t., dentinal t.** See *dentin.* **elastic t.** That part of the connective t. of the body consisting of branched and anastomosing elastic fibers or of elastic mem-

branes. **embryoplastic t.** Embryonic connective t. before the fibers are developed. **endothelial t.** The t. formed by the endothelia of the body. **epidermic t.** The epidermis and its appendages, with the epithelium of mucous membranes. **epithelial t.** The t. formed by the epithelia of the body. **erectile t.** See *cavernous t.* **fat t., fatty t.** See *adipose t.* **fibrillar connective t.** See *white fibrous t.* **fibrillated t.** See *fibrous t.* **fibrocartilaginous t.** See *fibrocartilage.* **fibrous cellular t., fibrous connective t.** See *white fibrous t.* **fibrous t.** 1. Connective t. composed of elastic or white fibers and bundles of fibers which extend in nearly parallel directions, as in tendons and the ligamentum nuchae. 2. Connective t. composed of fibers without regard to their nature or direction. **follicular t.** See *adenoid t.* **formative t.** A collection of cells which give rise, by becoming more or less modified, to a permanent or adult t. **fundamental t.** One of the t's forming a fundamental system. **gelatinous nervous t.** Nervous t. composed of non-medullated nerve fibers, as in the sympathetic nerve. **germinal t.** T. giving rise to ova or spermatozooids. See *germinal epithelium,* under *epithelium,* and *germ plasm,* under *plasm.* **granulation t.** A t. formed during the stage of inflammatory regeneration of repair and consisting of many newly formed tissue cells and blood vessels. **gray nervous t.** Nervous t. containing nerve cells. See also *gray matter of the brain,* under *matter.* **ground t.** See *stroma.* **homogeneous connective t.** Membranes, such as the coats of the malpighian corpuscles of the spleen, which agree in chemical character with connective t., but do not contain bundles of fibers. **horny t.** See *corneous t.* **hylic t.** Primitive pulp tissue of the embryo, including the neuroblast, the notochord, and the mesenchyme. **inflammatory t.** The t. formed during inflammation. **interlobular connective t. of the liver.** Connective t. between the acini of the liver, containing branches of the bile ducts, the hepatic artery, and the portal vein. **intermediate areolar t.** Connective t. lying between the muscles, blood vessels and other deep-seated parts. See *areolar t.* **interstitial connective t.** See *areolar t.* **investing areolar t.** A kind of sheath formed around the various muscles, blood vessels, nerves, etc., by the areolar t. **lardiform t.** T. that has undergone amyloid degeneration. **lepidic t.** The "lining membranes" tissue, including epiblastic, hypoblastic, mesothelial and endothelial tissues. **ligamentous t.** See *white fibrous t.* **lymphatic t., lymphoid t., lymph t.** See *adenoid t.* **medullary t.** See *medullary substance,* under *substance.* **mesothelial t's.** T's formed from the mesothelium. **mucinous t., mucoid (connective) t., mucous t.** Connective t., such as that in the umbilical cord of the fetus, consisting of an

abundant jellylike albuminous ground substance, in which are imbedded numerous round and branched, anastomosing cells and comparatively few white and elastic connective t. fibers. **muscular t.** T. composed of striated muscular fibers, of cardiac muscular fiber cells, or of muscular fiber cells. Its distinguishing characteristic is its power to contract in one direction, viz., along the long axis of the fibers composing it. **nerve t.** See *nervous t.* **nervous t.** T. composed of nerve fibers and nerve cells. **osseous t.** The combined structure consisting of the matrix of animal matter and the osseous granules deposited in it that constitutes bone. **phanerogenous t., phanerophorous t.** A structure which may be said to bear some evident part, such as the papilla of a hair, which seems to bear the hair. **porous t.** See *areolar t.* **pulp t.** T. forming the pulp of a gland or organ, such as the t. of the tooth pulp. **reticular t.** See *adenoid t.* **sarcous t.** See *muscular t.* **sclerous t.** A general term including osseous, cartilaginous, and fibrous t. **simple t's.** T's composed of but one structural element, or with but a slight admixture of others, as in blood, lymph, epithelium, the connective t., cartilage, bone, and muscular and nervous t's. **skelletal t.** A general term for fibrous, adenoid, adipose, osseous, and cartilaginous t. **spongy t. of bone.** See *spongy bone substance*, under *substance*. **subarachnoid t.** Trabeculae of fibrous t. between the arachnoid and pia, the surfaces of which have a covering of endothelia. **subcutaneous adipose t.** The adipose t. inclosed in subcutaneous t. **subcutaneous (cellular, or connective) t.** The areolar t. just beneath the corium and merging insensibly into it. **submucous areolar t.** Areolar t. beneath a mucous membrane and serving to connect it with other parts. **superiosteal t.** See *osteogenetic layer*, under *layer*. **subserous areolar t.** The areolar t. serving to attach serous membranes to the parts they invest. **supporting t.** T., such as woody t., serving to strengthen a part or organ; mechanical t. t. **resistance.** The resistance of the tissues to pathogenic bacteria. **trabecular t.** T., especially connective t., arranged in trabeculae, which often form a network. **ungual t.** See *corneous t.* **vesicular nervous t.** Nervous t. containing nerve cells, as in the ganglia and the cerebral cortex. **water storing t.** See *aqueous t.* **white fibrous t.** 1. Connective t. composed of white inelastic fibers and bundles of fibers extending in nearly parallel directions. It is exceedingly strong, and forms tendons, ligaments, and resistant membranes (e. g., periosteum, perichondrium, and the dura). 2. Connective t. composed of white, inelastic, and glue-yielding fibers without regard to the direction of the fibers. **white nervous t.** Nervous t. composed of medullated nerve fibers. **yellow elastic**

t., yellow fibrous t. See *elastic t.* [Fr., *tisser, tissu*, from Lat., *texere*, to weave.]

titanium (ti-ta'ni-um). A metallic element. It is distinguished by the readiness with which it combines with nitrogen at a high temperature. Symbol, Ti; atomic weight, 48; sp. gr., 5.3. [Gr., *titanos*, lime, white earth.]

tittillation (tit-il-a'shun). The act of tickling or the condition of being tickled. [Lat., *titillare*, to tickle.]

titration (ti-tra'shun). Volumetric analysis by means of standard solutions.

Tl. Chemical symbol for the element *thallium*.

tobacco (to-bak'ko). The leaves of various species of *Nicotiana*, especially *Nicotiana tabacum*. List of poisons and their antidotes, see in *appendix*, page —. **t. heart.** See under *heart*.

tocology (to-kol'o-je). See *obstetrics*. [Gr., *tokos*, childbirth, + *logos*, understanding.]

Toddalia (tod-dal'e-ah). A genus of the *Rutaceae*. **T. aculeata**, **T. asiatica**. A stimulant, carminative, and tonic Asiatic rutaceous species. The bark, especially the root bark, is used as a stomachic.

toe. A digit of the foot. **flexed t's.** A permanent distortion of the t's in which they are unduly flexed at the last joint, so that the tips or even the nails rest on the ground, while the first joints are drawn up above the proper level. **glossy t's.** See *glossy skin*, under *skin*. **great t.** The innermost and largest of the t's. **hammer t's.** See *flexed t's.* **t. itch.** See *uncinariasis*. [Old Eng., *to, too*.]

toilet (toy'let). The methodical cleansing of a part or region after a surgical operation. **t. of the peritoneum.** The aseptic measures tending to remove all extraneous substances from the peritoneum after laparotomy.

Tokelau ringworm (to'ke-law). *Tinea imbricata*.

to'ko-. Combining form of Gr., *tokos*, birth. **tolene** (tol'en). A terpene, C₁₀H₁₆, obtained from balsam of Tolu.

tolerance (tol'er-enz). The quality of being able to endure the action of a drug or other toxic substance. [Lat., *tolerare*, to bear.]

Tollen's reaction for pentoses. Consists of heating the solution to be tested with concentrated hydrochloric acid and orcin. If pentose is present, the solution turns first reddish blue, then bluish green. The coloring matter formed is soluble in amyl alcohol, yielding a bluish green solution with a characteristic absorption spectrum. A similar test is one in which phloroglucin is used instead of orcin. The color of the solution as well as the amyl alcohol is red, when pentose is present.

toluene (tol'u-ën). Syn.: *toluol*. Methylbenzene, a colorless liquid, C₆H₅(CH₃), occurring in light coal tar oils, having a benzenelike odor; used as an antiseptic and in the manufacture of dyes.

tolu'nyl al'cohol. Paraxylyl alcohol.

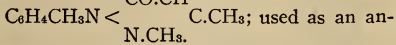
toluidin (tol-u'id-in). Amidotoluene; a substance, $C_7H_7N = C_6H_4(CH_3)NH_2$, known in three isomeric forms: Orthotoluidin, metatoluidin, and paratoluidin.

tolylacetamid (tol'u-il-as-et-am'id). $C_7H_7C_6H_4NH(CH_3CO)$; a white substance used as an antipyretic.

tolylendiamin (tol'u-il-en-di-am'in). $C_6H_5(N.H_2)_2CH_3$; it has no direct therapeutic importance, but its salts are of theoretical interest, in that they are capable of causing destruction of the red blood corpuscles. Used in physiological research.

tolylhypnal (tol-e-hip'nal). Antipyrin hydrochlorid.

tolypyrrin (tol-ip-i'rin). The compound



tolylsalicylate (tol'is-al). Tolyppyrin salicylate.

-tome. Combining form of Gr., *tome*, something that cuts, from *teinein*, to cut.

Tomes' fibers. See *dental fibers*, under *fiber*.

tonal. Of or pertaining to tone.

tone. 1. A distinct definite sound; also the character or quality of a sound. 2. The normal state of tension in healthy tissue; in physiology, the normal state of partial contraction of the arteries and muscles.

difference t. A name given to the t. heard when two t's are sounded together and whose vibration period is the difference between those of the two fundamental t's.

harmonic t. See *harmonic*.

reflex t. See *reflex tonus*, under *tonus*. [Gr., *tonos*, from *teinein*, to stretch.]

ton'ga (ton'gah). 1. A drug prepared in the Fiji Islands from the bark, leaves, and fibers of *Rhaphidophora vitensis*, *Premna taiensis*, etc. It has been recommended in neuralgia.

tongaline (ton'gal-en). A proprietary preparation of tonga.

tongue (tung). A muscular mass attached to the floor of the mouth and susceptible of protrusion from that cavity. It takes part in sucking, mastication, and articular speech, and the mucous membrane covering its upper surface is the seat of the organs of taste.

benign plaques of t. Spreading scab patches appearing upon the dorsal surface of the t.

bifid t. A t. having a longitudinal fissure that divides the fore part into two equal parts.

black t. Syn.: *hyperkeratosis linguae*. Discolored petechiae on the t., due to hyperkeratosis of the papillae. The color is usually black, but it may vary from yellow to blue.

circinate eruption of t. See *benign plaques of t.*

fungoid t. A manifestation of thrush in which a species of fungus grows upon the tongue. It occurs in children or debilitated adults.

furrowed t. Syn.: *cleft t.*, *fluted t.*, *lingua plicata*. Unusual furrowing of the dorsal surface of the t. The central furrow is deepened and radiating from this are numerous parallel deep furrows. It is a permanent condition.

geographical t. A t. affected with a serpiginous epithelial affection (e. g., leukoplakia) that makes it look like a map.

grooved

t. See *furrowed t.* **hairy t.** See *black t.* **ribbed t.**, **scrotal t.** See *furrowed t.* **strawberry t.** A t. that is hyperemic and shows fungiform papillae, as in scarlet fever.

sulcated t. See *furrowed t.* **wooden t.** See *actinomycosis*.

wrinkled t. See *furrowed t.* [Ang.-Sax., *tunge*.]

tongue-tied. Affected with ankyloglossum or abnormal shortness of the frenulum linguae.

ton'ic. 1. Possessing the property of maintaining or promoting the tone of the system; as a n., a drug possessing that property. 2. Characterized by continuous contraction (said of muscular spasm).

tonicity (to-nis'it-e). The condition of a tissue, organ, etc., in relation to tone, especially its normal elasticity.

tonka (ton'kah). The tonka bean.

to'nol. A brand mark for certain glycerophosphates.

tonometry (to-nom'et-re). The estimation or measurement of tension. [Gr., *tonos*, tension, + *metron*, a measure.]

tonopsychagogia (to'no-si-ka-go'je-ah). The characteristic action of certain sounds on the mind. [Gr., *tonos*, a tone, + *psyche*, the mind, + *agoge*, a leading.]

ton'sil. A prominent body situated (one on each side) between the pillars of the fauces, about half an inch long and a third of an inch wide and thick. On its free surface are numerous openings leading into lymphoid crypts, between which are a number of lymph follicles together with lymphoid tissue.

cerebellar t's. See *amygdalae cerebelli*, under *amygdala*.

Luschka's t. See *pharyngeal t.* **palatine t.** See *t. pharyngeal t.* Lymphoid tissue on the posterior superior wall of the pharynx, limited on each side by the eustachian tube. [Lat., *tonsilla*, almond.]

tonsillolith (ton-sil'o-lith). A concretion in the tonsil or its crypts. [Lat., *tonsilla*, a tonsil, + Gr., *lithos*, a stone.]

tonsillotome (ton'sil-lo-tom). A form of guillotine for removing the tonsils. [Lat., *tonsilla*, a tonsil, + Gr., *temnein*, to cut.]

tonsillotomy (ton-sil-ot'o-me). Removal of the tonsil.

tonsurans (ton'su-rans). Causing baldness (used chiefly in terms relating to parasitic skin diseases). [Lat., *tondere*, to shear.]

to'nus. The state of partial and more or less continuous contraction of the muscles, due to a constant flow of sensory impulses into the brain and cord.

neurogenic t. Tonic contraction of muscle due to stimulation received through the nervous system.

reflex t. Term used to express the belief that the tonus exhibited by muscles is a reflex phenomenon due to the inflow of sensory impulses into the central nervous system. [Gr., *tonos*, from *teinein*, to stretch.]

tooth, pl., *teeth*. A hard, bonelike organ implanted in man and most mammals, in the inferior and superior maxillae, which serves for the mastication of food. It consists of a central cavity containing t. pulp, dentin, enamel, and cement.

back teeth. See *molar teeth*. **bicuspid**

teeth. The teeth in each jaw that are placed next the canine teeth. Their crowns are compressed in front and behind, and are convex on the outer and inner sides. They have two points, or cusps, whence the name. **canine teeth.** Four teeth, one above and one below on each side, next to the lateral incisors. They are long and strong, with a thick conical crown, convex in front and concave behind, with one single central point. **conical teeth.** Teeth that are modifications of a cone in shape. **craggy teeth.** Irregular projections of dentin on the t. giving them a craglike appearance. They are not necessarily significant of any diathesis. **deciduous teeth.** Teeth which are shed, especially those of the first dentition. **dental teeth.** Teeth, such as those in man and most vertebrates, in which the main part is composed of dentin; distinguished from tooth-like structures composed mostly of a horny substance. **eighteen-year molar t.** The molar (or wisdom) t. which makes its eruption between the seventeenth and the twenty-fifth years. **eye teeth.** The two upper canine teeth. **front teeth.** See *incisor teeth*. **honeycombed teeth.** Teeth in which there are circumscribed areas of decay and deficient dentin development, causing a honeycombed appearance. **Hutchinson's teeth.** See *Hutchinson*. **incisor teeth.** The four median teeth of each jaw, having single roots and wide, thin, chisellike cutting edges. **milk molar teeth.** The molar teeth of the first dentition. **milk teeth.** Those teeth which appear in early childhood, to be replaced at various ages by the permanent teeth. They are twenty in number, five in the forward part of each side of each maxilla, as follows: Two molars, one canine, and two incisors. **molar t.** A t. having more than one root and a rounded quadrangular crown with several cusps. In adult dentition there are (including the bicuspids) ten molar teeth in each jaw. **palatine teeth.** Teeth attached to the palate bones. **pectinate teeth.** Teeth with the edges notched so as to resemble a comb. **pegged teeth.** Teeth, observed in various diatheses, in which the loss of enamel and exposure of the dentin present a series of small peglike excrescences. **permanent molar teeth.** The six-year, twelve-year, and eighteen-year molar teeth. **permanent teeth.** See *second teeth*. **pitted teeth.** Teeth in which, owing to deficient development of dentin or enamel, pits occur on the surface. **premolar teeth.** See *bicuspid teeth*. **pug teeth.** See *canine teeth*. **rasp teeth.** Sharp, conical teeth closely set so as to resemble the surface of a rasp or file. **screw-driver teeth.** See *Hutchinson's teeth*. **second teeth.** The teeth of the second dentition, normally thirty-two in number. **serrated teeth.** Teeth with notched edges, like a saw. **setiform teeth.** Teeth shaped like fine bristles. **six-year molar t.** The first

molar t. which makes its eruption about the seventh year. **stomach teeth.** See *canine teeth*. **syphilitic teeth.** See *Hutchinson's teeth*. **temporary molar teeth.** The molar teeth of the first dentition. **temporary teeth.** See *milk teeth*. **twelve-year molar t.** The second molar t. which makes its eruption during the thirteenth year. **villiform teeth.** See *pegged teeth*. **warty teeth.** Teeth in which the tissues are hypertrophied and folded into an irregular mass. **wisdom teeth.** The most posterior of the molar teeth, which appear about the eighteenth year. [Ang.-Sax., *tōth*, from *etan*, to eat.]

tooth'ache. Pain in a tooth, usually due to decay.

topalgia (to-pal'je-ah). Fixed or localized pain.

topesthesia (to-pezh-the'ze-ah). Capacity for discerning locality by touch. [Gr., *topos*, a place, + *aisthesis*, sensation.]

tophaceous (to-fa'shus). Consisting of, pertaining to, or resembling tophi.

tophus (to'fus), pl., *tophi*. 1. A nodular gouty deposit of sodium urate, most common in the knuckles, and the cartilages of the ear. 2. See *chalazion*. **syphilitic t.** See *syphiloma*. [Lat., *tophus*, *topus*, sandstone.]

topical. Local. [Gr., *topikos*, a place.]

topicus (top'ik-us). See *topical*; as a n., in the n., *topicum*, a remedy directly applied locally.

topography (to-pog'raf-e). The detailed description of a particular locality or portion of the body. [Gr., *topos*, place, + *graphein*, to write.]

toponeurosis (to-po-nu-ro'sis). A topical neurosis. [Gr., *topos*, place, + *neuron*, a nerve.]

toponymy (to-pon'im-e). The nomenclature of the local relations of bodily organs. [Gr., *topos*, a place, + *onyma*, a name.]

torcular (tor'ku-lar). A press for making oil or wine. **t. Herophilli.** An irregularly shaped venous sinus over the internal occipital protuberance to which the longitudinal, straight, posterior occipital, and lateral sinuses converge. [Lat., *torquere*, to twist.]

torment'til. *Potentilla tormentilla*; the plant and its astringent rhizome.

Tormentilla (tor-men'til-lah). A section of the genus *Potentilla*. See under *Potentilla*. **T. erecta**, **T. officinalis**. See *Potentilla t.*

tormina (tor'me-nah). (obs.) Gripping pain; colic. [Lat., pl. of *tormen*, from *torquere*, to twist.]

torpidity, **torpor** (tor-pid'it-e, tor'por). Numbness, drowsiness, sluggishness; insensibility to stimuli; functional inactivity. [Lat., *torpere*, to be stiff or numb.]

torrefaction (tor-re-fak'shun). Roasting, drying by artificial heat. [Lat., *torrefacere*, to dry by heat.]

torricellian (tor-re-chel'le-an). Investigated by or named for *E. Torricelli*, Italian physicist, 1608-1647. **t. vacuum.** The vacuum in a barometric tube.

tor'sion. The act or process of twisting.

[Lat., *torsio*, twist.]

torticollis (tor-tik-ol'lis). Wryneck; contraction of the cervical muscles on one side, drawing the head downward and forward. **intermittent t.** See *spasmodic t.* **ocular t.** Of Quignet, t. developed from inequality in the sight of the two eyes. **spasmodic t.** T. characterized by recurrent transient contractions of the muscles of the neck and especially of the sternocleidomastoid. [Lat., *tor-tus*, twisted, + *collum*, neck.]

Torula (tor'u-lah), pl., *torulae*. A group of microorganisms which includes *Streptococcus* and *Saccharomyces*. [Lat., *tor-ula*, a roll.]

Torula (tor'u-lah). A genus of fungi belonging to the *fungi imperfecti*. **T. cerevisiae.** See *Saccharomyces cerevisiae*, under *Saccharomyces*.

touch (tutch). The act, sense, or function of judging of the presence or character of external objects by means of direct contact with some part of the skin.

bimanual t. An examination used in gynecological practice in which both hands are used, one being placed flat on the abdomen while the finger or fingers of the other are introduced into the vagina. **rectal t.** The act of eliciting information by inserting a finger into the rectum. **recto-abdominal t.** Examination with one finger in the rectum and the other hand on the abdomen. **royal t.** The t. of a king, formerly in repute as a cure for scrofula (the "king's evil").

sound t. The gaining information as to the roughness, the presence of foreign bodies, or the abnormal shape of the interior of the uterus or bladder transmitted to the hand through a sound introduced into these organs. **vaginal t.** Investigation of the vagina by means of the finger or fingers introduced into it. **vagino-abdominal t.** See *bimanual t.* [Fr., *toucher*, to touch.] The word, "touch," rarely used, "examination" more common.

tour de maitre (the master's turn). An obsolete and dangerous procedure. The introduction of a sound into the male urethra by placing the shaft between the patient's thighs, passing the instrument into the urethra until its point is arrested at the bulb; the handle is then made rapidly to describe a semicircle until it reaches a vertical position, when it is once more depressed between the thighs. [Fr.]

tourniquet (toor'ne-ket). An instrument for stopping temporarily the flow of blood through a large artery in a limb. A broad band drawn tightly around the limb with a pad over the artery, a solid rubber cord passed around the limb and held by a clamp. [Fr., from *tourner*, to turn.]

toxalbumin (toks-al-bu'min). A name given to a variety of proteins that have a toxic action, owing to the presence of a toxophore grouping in the molecule. [Gr., *toxikon*, poison, + Lat., *albumen*, white of egg.]

toxemia (toks-e'me-ah). A condition in

which the blood contains soluble toxins from body cells, those elaborated by bacteria or other microorganisms or those produced by higher animal or vegetable organizations. [Gr., *toxikon*, poison, + *aima*, blood.]

toxemic (toks-e'mik). Pertaining to or due to toxemia.

toxenzyme (toks-en'zim). A poisonous enzyme of any kind. [*Toxin*, + *enzyme*.]

toxic (toks'ik). 1. Pertaining to poison.

2. Poisonous. [Gr., *toxikon*, poison.]

toxicant (toks'ik-ant). Poisonous. [Lat., *toxicare*, to poison.]

toxication (toks-ik-a'shun). Poisoning. [Lat., *toxicare*, to poison.]

toxicity (toks-is'it-e). The quality of being poisonous or toxic, especially the extent of virulence or power exerted by a toxic bacterium. It is estimated by the least amount of a poison required to kill an animal. [Gr., *toxikon*, poison.]

tox'ico- Combining form of Gr., *toxikon*, poison.

toxicodendrol (toks-ik-o-den'drol). An extremely irritant glucosid, formerly supposed to be an oil, occurring in poison oak. It is not volatile, but minute quantities may be borne in pollen or in dust.

toxicogenic (toks-ik-o-jen'ik). Poison producing. [Gr., *toxikon*, poison, + *gennan*, to produce.]

toxicohemia (toks-ik-o-he'me-ah). See *toxemia*.

toxicologist (toks-ik-ol'o-jist). One skilled in toxicology.

toxicology (toks-ik-ol'o-je). The science of the nature and action of poisons and of the detection and treatment of poisoning. [Gr., *toxikon*, poison, + *logos*, understanding.]

toxicomucin (toks-ik-o-mu'sin). A toxic albuminous material obtained from the tubercle bacillus. [Gr., *toxikon*, poison, + Lat., *mucus*, slime.]

toxicon (toks'ik-on). Arrow poison; hence, any poison. [Gr., *toxikon*, poison; originally poison for smearing arrows, from *toxon*, a bow.]

toxicophidea (toks-ik-o-fid'e-ah). Venomous snakes considered collectively. [Gr., *toxikon*, poison, + *ophis*, snake.]

toxicosis (toks-ik-o'sis). Poisoning. **endogenic t.** T. caused by toxic substances formed in the system. **exogenic t.** T. induced by substances taken into the system. **retention t.** T. depending upon the retention of a substance that should be excreted. [Gr., *toxikon*, poison.]

toxicosozin (toks'ik-o-so'zin). A sozin; a defensive protein which counteracts a toxin.

toxigrim (toks-ig'rim). An inactive decomposition product of digitoxin.

tox'in. 1. As a general term the word includes toxins produced by such bacteria as the diphtheria and tetanus bacilli; other vegetable toxins, such as abrin and resin, and many animal poisons, such as snake venom and eel serum. They may be obtained in an impure form by precipitation of the proteids, but active toxins can be produced by purification methods which are not of a proteid nature. They resemble

- enzymes in their action and are usually destroyed by a temperature of 80° C. z. A poisonous principle produced by certain pathogenic microorganisms. The poisons are soluble and by synthetic processes are secreted into the surrounding medium. They are capable of producing all the symptoms except the local reactions that are produced by the bacteria.
- animal t.** One produced by animal cells, as snake venom. **bacterial t.** One produced by bacteria. **extracellular t.** One produced as a secretion and thrown off into the surrounding medium, as the diphtheria t. **intracellular t.** A t. contained in the substance of bacterium as the bacterial proteids of the pyogenic bacteria. These are liberated as active agents only when the bacilli are destroyed. **pollen t.** A t. found by Dunbar in the starch bodies of the *Grammaceae* and said to produce hay fever. **vegetable t.** A t. produced by vegetable cells, as resin from the castor oil bean. [Gr., *toxikon*, poison.]
- toxinnemia** (toks-in-e'me-ah). Poisoning the blood by means of toxins. [Gr., *toxikon*, poison, + *aima*, blood.]
- toxicicide** (tok-sin'is-id). A substance that destroys a toxin, such as sunlight, oxygen, enzymes. [Gr., *toxikon*, poison, + Lat., *caedere*, to kill.]
- toxipeptone** (toks-e-pep'ton). A poisonous proteid or albuminoid resembling a peptone.
- toxiphobia** (tok-sif-o'be-ah). Monomania characterized by a fear of being poisoned. [Gr., *toxikon*, poison, + *phobos*, fear.]
- toxiphoric** (toks-if-or'ik). Possessing an affinity for a toxin.
- toxiresin** (toks-e-rez'in). An uncrystallizable, yellowish, poisonous resin produced by decomposing digitoxin with dilute acids or by heating it to 240° C. Its action resembles that of picrotoxin.
- toxis** (toks'is). Poisoning; especially poisoning by toxins. [Gr., *toxikon*, poison.]
- tox'ogen.** See *allergin*.
- toxoid** (tok'soyd). A toxin impaired in its poisonous properties, but still capable of producing an antitoxin.
- toxolysin.** Same as antitoxin.
- toxone, toxon** (tok'son, tok'sōn). The substance having a lesser affinity for antitoxin than the toxin, and possessing a weaker toxophore group which only produces chronic symptoms of emaciation and paresis.
- toxophile** (toks'o-fil). Easily affected by or having a special affinity for toxins. [Gr., *toxos*, bow, + *philein*, to love.]
- toxophore** (tok'so-fōr). The poison-bearing portion or group of a toxin. [Gr., *toxos*, bow, + *pherein*, to bear.]
- tox'ophore group.** The poisonous group of a toxin. See *Ehrlich's side-chain theory*, under *Ehrlich*.
- toxophorous** (toks-of'o-rus). Causing the combination of the toxin with the body cells. [Gr., *toxos*, bow, arrow, *pherein*, to bear.]
- toxophylaxin** (tok'so-fi-lak'sin). A defensive proteid produced in the body of an animal which has an acquired immu-
- nity, and acts by neutralizing the toxic products of the pathogenic bacteria to which the disease is due. [Gr., *toxos*, bow, + *phylaxin*.]
- toxosozin** (toks-o-so'zin). A defensive proteid that acts on a toxin.
- T. R.** Abbreviation for Tuberculin R., a special form produced by Koch.
- trabecula** (trab-ek'u-lah). Any one of various beamlike or stringlike masses of tissue arranged in bands or crossbars.
- cell trabeculae.** Masses of cells arranged in the form of cords or cylinders.
- trabeculae corporum cavernosorum.** Prolongations inward of the fibrous tissue covering the corpora cavernosa of the penis, dividing them into a large number of small cavities. **trabeculae of the spleen.** The reticular framework of connective tissue which runs in the substance of the spleen. **trabeculae of the testis.** Processes of the albuginea testis extending into the testicle and joining similar processes given off from the front and sides of the corpus Highmori. They inclose the separate lobules of the testis. [Lat., dim. of *trabs*, a beam.]
- trabecular** (trab-ek'u-lar). Pertaining to or constituting trabeculae.
- trabeculated, trabeculate** (trab-ek-u-la'ted, trab-ek'u-lā't). Having fibrous cords, layers, or processes of connective tissue. [Lat., *trabecula*, dim. of *trabs*, a beam.]
- trachea** (tra'ke-ah). The windpipe; a tube 4 to 4½ in. long, ¾ to 1 in. in diameter, in man, continuous with the larynx above and dividing about opposite the intervertebral fibrocartilage between the fourth and fifth thoracic vertebrae into the two bronchi. It consists of cartilaginous rings incomplete behind, united by fibrous tissue, and is lined with mucous membrane. [Gr., *tracheia arteria*, rough artery.]
- trachea-ectasy** (tra'ke-ah-ek'tas-e). Tracheal dilatation. [Gr., *tracheia*, the trachea, + *ektasis*, extension.]
- tracheal** (tra'ke-al). Pertaining to the trachea.
- trachealis** (tra-ke-a'lis). See *table of muscles*, under *muscle*.
- tracheitis** (tra-ke-i'tis). Inflammation of the trachea. [Gr., *tracheia*, the trachea, + *itis*, inflammation.]
- trachelism** (trak'el-izm). Spasmodic contraction of the muscles of the neck. [Gr., *trachelos*, neck.]
- trache'lo-** Combining form of Gr., *trachelos*, neck.
- trachelomastoides** (trak'el-o-mas-toid'e-us). See *table of muscles*, under *muscle*.
- trachelorrhaphy.** See *hysterotrachelorrhaphy*.
- tra'cheo-** Combining form of Gr., *tracheia*, windpipe, trachea.
- tracheophony** (tra-ke-of'o-ne). The sound heard on auscultation over the trachea. [Gr., *tracheia*, the trachea, + *phone*, the voice.]
- tracheoscopy** (tra-ke-os'ko-pe). (*obs.*) Inspection of the trachea. [Gr., *tracheia*, trachea, + *skochein*, to examine.]

tracheostenosis (tra'ke-o-sten-o'sis). Morbid constriction of the trachea. [Gr., *tracheia*, trachea, + *stenosis*.]

tracheotomy (tra-ke-o'to-me). The operation of making an opening into the trachea. **inferior t.** T. in which the incision is made below the thyroid gland. **superior t.** T. in which the incision is made above the isthmus of the thyroid gland. [Gr., *tracheia*, the trachea, + *tomē*, a cutting.]

trachoma (tra-ko'mah). Granular conjunctivitis. A contagious inflammatory disease of the palpebral conjunctiva, which becomes thickened, vascular, and covered with granular elevations which may ulcerate and cicatrize. [Gr., *trachys*, rough, + *oma*, tumor.]

tract (trakt). An extent of surface greater in length than in breadth. **anterior cerebropontine t.** A t. of internal (mesial) fibers of the crus cerebri extending from the anterior part of the frontal lobe to the pons. **anterior cortical t.** Bundles of fibers from the cortex of the frontal lobe running to the ganglion cells of the pons Varolii. **anterior fundamental fasciculi** of the anterior column of the spinal cord. **anterior pyramidal t.** The longitudinal bundles of nerve fibers in the ventral half of the pons which represent the prolongation of the anterior pyramids of the medulla oblongata. **Bechterew's t.** See *tegmental t.* **bulbar t.** **central medullary t.** The gray matter in the spinal cord which immediately surrounds the central canal. **central vagus t.** A t. of fibers passing from the layer of the fillet to the nucleus of the vagus of the opposite side. **cerebellar t.** See *direct cerebellar t.* **cerebropontine t.** A t. of fibers starting from the brain cortex and passing through the internal capsule and the upper part of the cerebral peduncles to the pons. **comma-shaped t.** A t. shaped like a comma, observed in descending degeneration in the middle of the anterior third of the dorsal spinal cord. **commissural t.** Of Owen, the cerebellar peduncles. **communicating quintus t.** A t. of fibers derived from the motor nucleus of the fifth nerve which at first surrounds the upper part of the sylvian aqueduct, and then widens, the fibers radiating through the tegmentum, and a portion of them curving around the lower border of the red nucleus as the fibrae arcuatae. This t. is brought into connection with the motor t's of fibers through the agency of intervening multipolar ganglion cells. **crossed thalamotegmental t.** A t. of fibers connecting the thalamus with the spinal cord by way of the tegmentum. **dentritic t's.** T's of fibers that arise from all parts of the cerebral cortex, diverging from each other like the limbs of a tree, and pass into the white substance. **digestive t.** The alimentary canal. **direct cerebellar t.** A t. coursing in the lateral zone of the posterior half of the

lateral column of the spinal cord, connecting the columns of Clarke with the cerebellum, which it enters as a component of the restiform column; called direct because it does not decussate. **direct lateral cerebellar t.** A t. of nerve fibers situated in the lateral column of the spinal cord, between the lateral pyramidal t. and the external surface. **direct t.** A bundle of nerve fibers in the anteromedian column of the spinal cord which may be traced upward in the crista as far as the point where the crus cerebri is crossed by the optic t. **fillet t.** A t. that emerges from the fillet and may be found on the upper and outer side of the nucleus ruber in its course to the cortex of the upper part of the parietal lobe by way of the internal capsule. **frontocerebellar t.** The t. of white fibers connecting the frontal lobe of the cerebrum with the cerebellum. **funicular t's.** See *funiculi graciles cerebelli*, under *funiculus*. **ganglionic association t.** Association fibers connecting different cerebral ganglia. **geniculate t.** A bundle of fibers in the pes pedunculi cerebri which lies next to the corticobulbar bundle. **genito-urinary t.** The genito-urinary passages. **Goll's t.** See *Goll*. **Gowers' t.** See *Gowers*. **habenua t.** A t. leaving the habenua and passing toward the base of the brain, running between the central gray lining and the substance of the thalamus and appearing to end on the mesial side of the red nucleus. **indirect t.** A bundle of nerve fibers in the lateral column of the spinal cord which joins the direct t. near the posterior edge of the pons Varolii, above which point the two t's are united. See *direct t.* **intermediary lateral t., intermediolateral t.** A pyramidal t. of nerve fibers in the posterior portion of the spinal cord, midway between the anterior and posterior gray columns and in front of the reticular process. **interolivary t.** A t. of arcuate fibers extending from the nuclei of the posterior columns ventrally toward the middle line; it terminates on the dorsal side of the pyramids in the opposite interolivary region or fillet layer. **intestinal t.** The large and small intestine. **lateral t. of the cerebellum.** A t. receiving its fibers from the direction of Clarke's vesicular column, at the medulla inclining obliquely toward the dorsal surface, across the ascending root of the fifth nerve, the other fibers of the inferior cerebellar peduncle gradually applying themselves to it, and the t. terminating in the vermis. It is a centripetal conducting system connecting the posterior roots and the cerebellum. **lateral t. of the medulla oblongata.** The continuation in the medulla oblongata of the lateral t. of the spinal cord. **lemniscus t.** A bundle of nerve fibers which begins in the upper part of the pons Varolii, below the reticular formation, and separates into three portions (the superior, median, and inferior lemnisci). **Lis-**

sauer's t. See *Lissauer*. **motor t.** The motor path from the cortex of the brain to a muscle. It consists of an upper (cerebrospinal) and a lower (spinomuscular) segment. **olfactory t.** The bundle of fibers forming the olfactory nerve. **olivary t.** See *olivary body* under *body*. **ophthalmic t., optic t.** The continuation of the optic nerves from the commissure backward to the brain. At its connection with the brain each optic t. divides into two bands, which are continued into the optic thalami, the corpora geniculata, and the corpora quadrigemina. **peduncular t.** A t. of nerve fibers in the crus cerebri. **pyramidal t.** A collection of nerve fibers in the spinal cord which may be traced from the point of origin of the lower sacral nerves upward in the posterior part of the lateral column to the lower part of the medulla oblongata, where they cross to the opposite side, enter the pyramid, and may be followed through it and the pons to the corresponding crus cerebri. Many of the fibers do not decussate, but run throughout their course in the anterior pyramidal t. **respiratory t.** The respiratory organs. **restiform t.** See *restiform body* under *body*. **sagittal medullary t.** A t. that comes from the posterior third of the posterior limb of the internal capsule, skirts the outer side of the posterior horn of the lateral ventricle, and runs to the cortex of the hinder portion of the cerebrum. **semilunar t.** A crescentic t. of fibers in the external portion of the cerebellar hemisphere. **sensory t.** A t. of fibers that conducts sensations from without to the brain. **speech t.** A t. of fibers passing from the cortex of the third frontal convolution through the white substance outside the tail of the nucleus caudatus and terminating in the nuclei of the nerves in the oblongata that are associated in producing speech. **spiral t.** See *lamina cribrosa anterior inferior* under *lamina*. **sylvian t.** The region of the brain around the fissure of Sylvius. **tegmental t.** A medullary t. occupying a position in the midst of the tegmentum dorsad of the olivary body and in the vicinity of the posterior accessory olivary nucleus. It probably connects the olivary body with the midbrain. **temporo-occipital t. of the crusta.** A t. of fibers on the outer side of the crusta that pass under the lenticular nucleus, or between the latter and the external geniculate body, to the temporal and the occipital lobes. **t's of the spinal cord.** Certain bundles of nerve fibers which pursue a similar course in the cord, and appear to have similar functions. **urogenital t.** See *genito-urinary t.* **uveal t.** See *uvea*. **voluntary motor t.** The entire t. of fibers from the cortex cerebri to the anterior horns. [Lat., *tractus*, from *trahere*, to draw.]

traction (trak'shun). The act or process of drawing. **axis t.** T. in a line with the direction of the long axis of the channel through which a body (e. g., the

fetus) is to be drawn. **elastic t.** T. by an elastic force. **elastic t. of the lung.** The elastic tension of the lung. [Lat., *trahere*, to draw.]

tragacanth (trag'ak-anth). The concrete exuded juice of various species of *Astragalus*. It contains two principal constituents, bassorin or tragacanthin and a substance resembling arabin and soluble in water. T. is demulcent, but is chiefly used for imparting firmness to troches, etc., and for suspending heavy powders in mixtures. [Gr., *tragacantha*, a plant producing it.]

tragacantha (trag-ak-an'thah). See *tragacanth* [U. S. Ph., Br. Ph.]. **glycerinum tragacanthae.** A preparation made by triturating to a transparent, homogeneous jelly powdered tragacanth, glycerin, and water [Br. Ph.]. **mucilago tragacanthae.** A tenacious, viscid mass formed by mixing tragacanth with water. The U. S. preparation contains 6 parts of tragacanth, 18 of glycerin, and enough water to make 100 parts. The Br. Ph. directs that 1.25 parts of tragacanth be triturated with 2.5 fluid parts of alcohol and enough water to make 100 parts. **pulvis tragacanthae compositus.** A preparation consisting of tragacanth, gum arabic, starch, and sugar [Br. Ph.].

tragacanthin (trag-ak-an'thin). An insoluble mucilaginous principle (probably $C_{12}H_{10}O_{10}$) existing in tragacantha, which swells with water, but does not dissolve.

tragicus (traj'ik-us). See *table of muscles*, under *muscle*.

tra'gus. A nipplelike projection of the cartilage of the auricle, directed backward and in front of the orifice of the external auditory canal. [Gr., *tragos*, a goat; having reference to the hairs growing on it.]

rance. A state of insensibility to ordinary external surroundings, together with suspension of volitional power and to a great extent of the vital functions, usually associated with hysteria or hypnotism. [Lat., *transitus*, a passing over.]

trans-. Representing the Lat. preposition, *trans*, across, over, beyond, on the other side of, through.

transfer, transfer'ence. A condition in which the symptoms of one region, definitely affected, are transmitted to the similar region on the other side of the body which is unaffected. In psychoanalysis, the dynamic factor in the cure coming from belief or faith or hope, i. e., unconscious desire. **thought t.** A supposed mode of transmission of ideas through suprahuman media, in reality a form of wish projection. [Lat., *transferre*, to bear across.]

transfusion (trans-fu'shun). 1. The transfer of blood from one person to another. 2. The injection of physiological salt into a vein or tissues. **arterial t.** The passage of blood into an artery of the receptor from an artery of the donor. **direct t.** The t. of blood from vessel to vessel without its exposure to the air. **galvanic**

t. See *cataphoresis*. **hypodermic t.** The t. of blood, milk, or a saline solution by hypodermic injection. **indirect t., mediate t.** The process of injecting blood which has first been drawn into an open vessel (and sometimes defibrinated). **nervous t.** The hypodermic injection of an extract made from the brain or spinal cord. **peritoneal t.** T. into the peritoneal cavity. **reciprocal t.** Of Brunton, a proposed exchange of equal volumes of blood between a fever patient and a healthy person who has recovered from the fever and is therefore proof against it, and whose blood is likely to contain an element (antitoxin) destructive to the microorganisms in the blood of the patient. **subcutaneous t.** See *hypodermic t.* **venous t.** The t. of blood by injecting it into a vein. [Lat., *trans*, over, + *fundere*, to pour.]

transitory benign plaques. See *benign plaques of tongue*, under *tongue*.

translumination (trans-lu-mi-na'shun). Illumination by transmitted light, as of a cavity through the tissues overlying it. [Lat., *trans*, through, + *luminare*, to light up.]

transmission (trans-mis'shun). The act or process of sending over or through. **duplex t.** The power possessed by nerves of transmitting impulses in two directions. [Lat., *transmissio*.]

transmutation (trans-mu-ta'shun). Conversion into another substance or form. [Lat., *transmutare*, to change.]

transpiration (trans-pi-ra'shun). The act of passing off, or the matter passed off, through an investing or lining membrane, especially through the skin; cutaneous exhalation; perspiration. **cutaneous t.** See *perspiration*. **insensible t.** See *insensible perspiration*, under *perspiration*. **pulmonary t.** The exhalation of watery vapor by the lungs. [Lat., *trans*, through, + *spirare*, to breathe.]

transplantation (trans-plan-ta'shun). The absolute removal of a portion from one part of the body and its implantation into another part or upon another organism. [Lat., *transplantatio*, from *transplantare*, to transplant.]

transposition (trans-po-sish'on). An interchange of situation. **t. of the viscera, visceral t.** T. of viscera so that those normally situated in the right are placed in the left half of body and vice versa. [Lat., *transponere*, to remove.]

transudate (trans'u-dat'). Any fluid that has passed through a serous membrane or a small vessel or capillary. [Lat., *trans*, through, + *sudare*, to sweat.]

transudation (trans-u-da'shun). 1. The passage of a liquid through a membrane or tissue by physical processes, especially the filtration of blood serum through the capillaries; also a transudate. See *exudation* and *diapedesis*. 2. The irrigation of cells by the nutritive plasma exuded from blood capillaries. [Lat., *trans*, through, + *sudare*, to perspire.]

transversalis (trans-ver-sa'lis). Lying crosswise; as a n. m., a muscle lying

transversely. **t. muscle.** See *table of muscles*, under *muscle*. [Lat., *transvertere*, to turn athwart.]

transversus (trans-ver'sus). See *table of muscles*, under *muscle*.

trapezium (trap-e'ze-um). 1. The outermost of the second row of the carpal bones. 2. A tract of nerve fibers at the lower part of the pons Varolii below the prolongations of the anterior pyramids. It comes below the superior olivary nucleus and extends upward to be continuous with the middle cerebellar peduncle. [Gr., *trapezion*, a table.]

trapezius (trap-e'ze-us). See *table of muscles*, under *muscle*.

trapezoid (trap-e'zeyd). Table-shaped, as the t. bone. **t. ligament.** See under *ligament*. [Gr., *trapezion*, a table, + *eidōs*, resemblance.]

Trau'be-Hering waves. The periodic waves of blood pressure, due to rhythmic variations in the activity of the vasomotor center.

Trau'be's semilu'nar space. The area on the thoracic wall overlying stomach and between the area of precordial dullness and seventh rib. In it there is normally a tympanitic resonance. [Ludwig Traube, German physician, 1818-1876.]

trauma (traw'mah). Pl. *traumata*. 1. A wound or injury. 2. External violence producing bodily injury. 3. In psychoanalysis an occurrence, actual or a product of phantasy, which produces psychological disturbance. [Gr., *trauma*, wound.]

traumatacin (traw-mat'as-in). Syn.: *liquid gutta-percha*. A 10 per cent. solution of gutta-percha in chloroform; used like collodion.

traumatic (traw-mat'ik). Pertaining to or due to mechanical injury.

traumatism (traw-mat-izm). The state of having suffered mechanical injury.

treat'ment. 1. Means employed for the relief of the sick or injured. 2. The act or manner of treating. **antiseptic t.** T. intended to prevent or limit sepsis.

dietetic t. The t. of disease by special diet. **empirical t.** Routine t. founded on experience. **expectant t.** T. directed against symptoms as they arise.

heroic t. Unusually energetic t., as by the use of powerful or severe measures. **home t.** T. of a patient at his own home. **hygienic t.** The t. of disease by the application of hygienic principles, involving environment, clothing, food, and exercise. **mechanical t.** 1. T. by mechanical appliances. 2. See *massage*.

mediate t. T. of the fetus or a nursing by medication of the mother. **Mitchell's t.** See *Mitchell*. **mixed t.** The t. of syphilis by the contemporary administration of potassium iodid and mercury.

palliative t. T. intended to modify or limit the severer manifestations of a disease. **radical t.** T. for the absolute cure of a disease. **symptomatic t.** T. of disease by attention to the symptoms as they arise. [Old Eng., *tretement*, from *treten*, to treat.]

trefusia (tre-fu'se-ah). Trade name of a

preparation of iron albuminate obtained from defibrinated blood.

trehalose (tre'ha-lôs). Syn.: *mycose*. A disaccharid sugar, $C_{12}H_{22}O_{11} + 2H_2O$, obtained from trehala, manna and also found in various fungi. Upon hydrolytic cleavage it yields glucose.

Treitz's muscle. A thin, flat, trapezoidal m. composed of non-striated fibers, which arise in the connective tissue around the celiac axis and terminate in the lower extremity of the duodenum. [*Wenzel Treitz*, Austrian physician, 1819-1872.]

Trematoda (trem-at-o'dah). The flukes, a class of the *Platyhelminthes*, or flat worms. They have oral suckers and are parasitic in the lungs, liver, bladder, and intestines. [Gr., *trematodes*, porous.]

trematode (trem'at-ôd). A member of the class *Trematoda*.

trematoid. Same as trematode.

tremor. A quivering or trembling, especially a more or less continuous quivering of a convulsive character. **alcoholic t.** The visible t. of alcoholism. **continuous t.** A form of t. that resembles that of paralysis agitans. **fibrillary t.** T. caused by the consecutive contractions of separate muscular fibrillae, rather than of a muscle or the muscles as a whole. **hysterical t.** T. due to the instability of nervous impulse existing in hysteria. **intermittent t.** T. common to paralyzed muscles in hemiplegia. It is induced by attempts at voluntary movement. **muscular t.** Slight oscillating muscular contractions following each other in rhythmical order. **volitional t.** Trembling of the limbs or of the entire body when a voluntary effort is made. It occurs in connection with multiple sclerosis and other nervous diseases. [Lat., *tremere*, to tremble.]

Trendelenburg's position. The patient lies on the back, head down, on a table inclined at an angle of 45°, legs flexed over the bottom edge. [*Friedrich Trendelenburg*, German surgeon, born 1844.]

trepan'. See *trephine*.

trephine (tre-fin'). An instrument for sawing a circular opening, generally in the skull; consisting of a crown (a steel tube with saw teeth at its free end), a shaft, and a handle. As a verb, to operate with the trephine. [Fr. *trepan*, *tréphine*, an auger.]

trephining (tre-fî'ning). The operation of using the trephine.

Treponema pallidum. The name finally chosen by Schaudinn for the organism which causes syphilis. See *Spirochaeta pallida*, under *Spirochaeta*.

treponemiasis (tre-po-ne-mi'as-is). Infection with the *Treponema*; syphilis.

treppe (trep'pe). Used originally by Bowditch to indicate the gradually increasing contractions given by heart muscle when stimulated repeatedly with the same strength of stimulus. Now used as a general term to indicate—for tissues in general—the increased irritability that results at first from repeated functional activity. [Ger., *treppe*, staircase.]

tri-. Combining form of Gr., *treis*, Lat., *tres*, three.

triacetin (tri-as'et-in). An oily principle, $C_9H_8(C_2H_5O_2)_3$, found in the oil of *Euonymus europaeus*, and in some of the fats, and obtainable from a mixture of glycerin and glacial acetic acid.

triacid (tri-as'id). Having an acidity of three; of an acid or an acid salt, containing three atoms of replaceable hydrogen; capable of replacing three atoms of hydrogen in an acid.

triad. 1. A combination of three. 2. A trivalent element or radicle. **Hutchinson's t.** See *Hutchinson*.

trialkyl (tri-al'kil). Three alkyl radicles.

tri-al plate. In dentistry, a thin sheet of soft metal, wax, or other substance, conformed to a model and used to support artificial teeth temporarily for adjusting and trying in the mouth.

triammonic (tri-am-mo'nik). Containing three molecules of ammonium.

triangle (tri'an-gl). A three-cornered and three-sided figure, an area or space of three-cornered shape. **anterior t. of the neck**. The space bounded by the middle line of the neck, the anterior border of the sternocleidomastoid, and a line running along the lower border of the mandible and continued to the mastoid process of the occipital bone. **carotid t., inferior**. The space bounded by the middle line of the neck, the sternomastoid and the anterior belly of the omohyoid muscle. **carotid t., superior**. The space bounded by the anterior belly of the omohyoid muscle, the posterior belly of the digastric and the sternomastoid. **cephalic t.** A t. on the anteroposterior plane of the skull formed by lines joining the occiput and forehead and chin, and one uniting the two latter. **facial t.** A t. bounded by lines uniting the basion and the alveolar and nasal points and one uniting the two latter. **femoral t.** See *Scarpa's t.*, under *Scarpa*. **frontal t.** A t. bounded by the maximum frontal diameter and lines joining its extremities and the glabella. **Hesselbach's t.** See *Hesselbach*. **inferior carotid t.** The space bounded by the middle line of the neck, the anterior border of the sternocleidomastoid, and the anterior belly of the omohyoid. **inferior occipital t.** Of Welcker, a t. having the bimastoid diameter for its base and the inion for its apex. **inguinal t.** See *Scarpa's t.*, under *Scarpa*. **lumbocosto-abdominal t.** The space bounded in front by the obliquus abdominis externus, above by the lower border of the serratus posticus inferior and the point of the twelfth rib, behind by the outer edge of the erector spinae, and below by the obliquus abdominis internus. **muscular t.** See *inferior carotid t.* **mylohyoid t.** The triangular space formed by the mylohyoid muscle and the two bellies of the digastric muscle. **occipital t. of the neck**. The space bounded by the sternocleidomastoid, the trapezius, and the omohyoid. **omoclavicular t.** See *subclavian t.* **omo-**

hyoid t. See *superior carotid t.*
Petit's t. See *Petit. posterior cervical t., posterior t. of the neck.* The space bounded by the upper border of the clavicle, the posterior border of the sternocleidomastoid muscle and the anterior border of the trapezius muscle.
pubo-urethral t. A triangular space in the perineum, bounded externally by the ischiocavernosus muscle, internally by the bulbocavernosus muscle, and posteriorly by the transversus perinei muscle.
Scarpa's t. See *Scarpa. subclavian t.* A space bounded by the posterior belly of the omohyoid, the upper border of the clavicle, and the posterior margin of the sternocleidomastoid.
submaxillary t. The space between the lower border of the inferior maxilla, the parotid gland, and the mastoid process of the temporal bone above, the posterior belly of the digastric and the stylohyoid below, and the middle line of the neck in front.
superior carotid t. The space bounded by the sternocleidomastoid, the posterior belly of the digastric, and the anterior belly of the omohyoid.
supraclavicular t. See *subclavian t.* [Lat., *tres*, three, + *angulus*, angle.]

triangularis. Triangular, as applied to a muscle. **t. labii superioris.** See *table of muscles, under muscle. t. sterni.* See *table of muscles, under muscle.* [Lat.]

triangular ridge. In dentistry, the ridge running down from the point of a cusp or tubule toward the center of the crown.

trianilesculetin (tri'an-il-es-ku'let-in). A 3-molecule anilin substitution compound, $C_6H_6O(C_6H_5N)_3$, of esuletin.

triatomic (tri-at-om'ik). 1. Of molecules of elementary bodies, containing three atoms. 2. Of compounds, containing three atoms of replaceable hydrogen. 3. Of radicles, having a combining capacity that is saturated by union with three hydrogen atoms. [Gr., *treis*, three, + *atomos*, an atom.]

tribadism (trib'ad-izm). Unnatural sexual indulgence between two women by rubbing their pudenda together. [Lat., *tribadismus*, from Gr., *tribein*, to rub.]

tribarytic (tri-bar-it'ik). Containing three atoms of barium.

tribasic (tri-ba'sik). 1. Of acids and alcohols, containing in the molecule three atoms of hydrogen replaceable by bases. As regards alcohols, the term is superseded by trihydric. 2. Of salts, formed from a t. acid by the replacement of three atoms of hydrogen by bases.

tribrombenzene (tri-brom-ben'zen). A triatomic bromin substitution product of benzene, $C_6H_3Br_3$.

tribromid (tri-bro'mid). A bromin compound analogous to a trichlorid.

tribromomethane (tri'bro-mo-meth'an). Bromoform.

tribromphenol (tri-brom-fe'nol). Syn.: *bromol.* $C_6H_2Br_3(OH)$. **t. bismuth.** Bismuth tribromcarbolate.

tribromsalol (tri-brom-sa'lol). Cordol, $C_6H_4(OH)COO.C_6H_2Br_3$; hypnotic, analgetic, and hemostatic.

tributyryn (tri-bu'ti-rin). The glycerin ester of butyric acid, $C_3H_7(O_2)_3$, one of the constituents of butter.

tricephalus (tri-sef'al-us). That form of double monster in which there is only one body below the umbilicus, two chests and necks with separate lungs, hearts, and trachea, but three heads with three distinct larynges. [Gr., *treis*, three, + *kephale*, the head.]

triceps (tri'seps). Three-headed. **t. muscle.** See *table of muscles, under muscle.* [Lat., *tres*, three, + *caput*, head.]

trich'i-, trich'o-. Combining form of Gr., *thrix*, *trich-*, hair.

trichiasis (trik-i'as-is). An abnormal position of the eyelashes, most frequently an inward growth. [Gr., *trichiasis*, from *thrix*, a hair.]

Trichina (tri-ki'nah). Syn.: *Trichinella*. A genus of parasitic worms of the *Nematelminthes*, order *Nematoda*, and family *Trichinellidae*. **T. contorta.** Syn.: *Anguillulina putrefaciens*. A small nematode which may cause gastric irritation and vomiting. **T. cysticus.** See *Filaria Bancrofti* under *Filaria*. **T. spiralis.** A small viviparous species from $1/30$ to $1/13$ of an inch in length (the female being somewhat the larger), having a pointed, narrow, and unarmed head with a small oral aperture. The larvae are very tenacious of life, having been kept alive for a month. They present the form of spirally coiled worms, in the interior of small globular or oval cysts, about $1/80$ of an inch long, and are usually found in the voluntary muscles. In some cases they are found free. The flesh containing the larvae having been eaten, they are set free during digestion and attain maturity rapidly, sometimes within forty-eight hours, and after a week the young, piercing the intestines, burrow into the tissues, producing trichiniasis. The *T.* is a parasite of the black rat and the sewer rat and the disease spreads to dogs, cats, and pigs. Human beings become infected by eating insufficiently cooked pork or smoked ham. [Gr., *thrix*, a hair.]

trichiniasis (trik-in-i'as-is). The disease produced by the entrance of trichinae into the organism.

trichinization (trik-in-iz-a'shun). Infestation with trichinae.

trichinous (trik'e-nus). Infested with trichinae, due to the presence of trichinae.

trichloracetal (tri-klor-as'et-al). A liquid, $CCl_3-CH(O.O_2H_5)_2$, formed by the action of chlorin on alcohol.

trichloracetic (tri-klor-as-e'tik). Acetic and containing three substituted atoms of chlorin. **t. acid.** See under *acid*.

trichloracetyl (tri-klor-as-et-il). The radicle, CCl_3CO .

trichloraldehyd (tri-klor-al'de-hid). See *chloral*.

trichlorhydrin (tri-klor-hi'drin). Glyceryl trichlorid.

trichlorid (tri-klor'id). A compound of an element or radicle united directly with chlorin in the proportion of three atoms

of the latter to a definite amount of the former assumed as the unit of comparison.

trichlorinated (tri-klor'in-a-ted). Combined with three atoms of chlorine.

trichlormethane. See under *chloroform*.

trichlorophenate (tri-klo-ro-fen'ät). A compound of trichlorophenol with a metallic radicle.

trichlorphenol (tri-klor-fe'nol). A solid substance, $\text{C}_6\text{H}_3\text{Cl}_3\text{OH}$, prepared by the action of chlorinated lime on carbolic acid, anilin, and other aromatic substances. It is a very powerful antiseptic.

trichobacteria (trik-o-bak-te're-ah). A group of bacteria resembling flagella. [Gr., *thrix*, a hair, + *bacteria*.]

trichocardia (trik-o-kar'de-ah). *Obs.* Hairy heart; a hairy appearance of the heart due to fibrinous pericarditis. [Gr., *thrix*, hair, + *kardia*, heart.]

Trichocephalus (trik-o-sef'al-us). A genus of nematode worms of the *Trichosomidae*. The anterior part of the body is thin and whiplike. **T. dispar**. Syn.: *Trichuris trichiura*. Long thread-worm, whip-worm; a species 1 to 2 inches in length (the female being somewhat longer) and having a long filiform neck. It is found in the cecum and appendix and is common in the tropics. The eggs get into the intestine from polluted drinking water and the embryos develop and later form adults which may cause intestinal irritation and appendicitis. **T. hominis**. See *T. dispar*. [Gr., *thrix*, a hair, + *kephale*, head.]

trichoclasia (trik-ok-la'se-ah). Pathological brittleness of the hair. Another name for trichorrhexis nodosa. [Gr., *thrix*, a hair, + *klasis*, a breaking.]

trichocryptoses (trik'o-krip-to'sēs). Diseases of the hair follicles. [Gr., *thrix*, a hair, + *kryptos*, hidden.]

tricho-epithelioma (trik'o-ep-ith-e-le-o'mah). A skin epithelioma, starting from the hair follicles. [Gr., *thrix*, hair, + *epithelioma*.]

tricholith (trik'o-lith). A concretion on the hair. [Gr., *thrix*, a hair, + *lithos*, a stone.]

trichomaphyte (trik-o'ma-fit). A vegetable parasite formerly supposed to be the cause of plica polonica, a matted condition of the hair. [Gr., *trichoma*, a trichoma, + *phyton*, a plant.]

Trichomonas (trik-om'on-as). A genus of protozoa of the phylum *Mastigophora* and class *Euflagellata*. The bodies are pyriform and flagellate at one end. **T. hominis**. A pear-shaped organism, found in the normal mouth and intestine and in cases of diarrhea in Europe and India. **T. intestinalis**. See *T. hominis*. **T. pulmonalis**. A form found in the sputum of lungs in phthisis. **T. vaginalis**. A species of fusiform shape found in the vagina, especially in cases of vaginitis. [Gr., *thrix*, a hair, + *monas*, a unit.]

Trichomyces (trik-om'is-es). See *Trichophyton*. [Gr., *thrix*, a hair, + *mykes*, a mushroom.]

trichomycosis (trik'o-mi-ko'sis). Any disease of the hair due to a vegetable parasite. **t. carcinata**. Ringworm of the hairy scalp; the disease produced by invasion of the epidermis and hair of the scalp by *Trichophyton tonsurans*. It is characterized by round, slightly reddened, scalp patches of skin upon which the hairs are usually broken off at a little distance from the cutaneous surface, leaving stumps the extremities of which appear more or less split and ragged. **t. nigra**. A nodular affection of the hair generally of the axillary region. **t. nodosa**, **t. palmellina**. A disease in which hard, fungus nodules are formed in the shaft of the hair. [Gr., *thrix*, hair, + *mykes*, fungus.]

trichonodosis (trik'o-no-do'sis). A peculiar knotting and breaking of the hair, resulting in alopecia and interference with the growth of the hair in length. A rare affection.

trichophytinus (trik-of-i-ti'nus). Pertaining to or due to the presence of *Trichophyton tonsurans*.

Trichophyton (tri-kof'it-on). A genus of fungi of the order *Ascomycetes*. The mycelial spores are large and the conidia round. The various species cause diseases of the hair and skin. **T. acuminatum**. See *T. Sabouraudi*. **T. albicans**. Found in tinea albigena. **T. ceylonense**. Present in tinea negrecircinata. **T. Mansonii**. The cause of tinea imbricata. **T. mentagrophytes**. A species that produces a pyogenic syco-sis in man. **T. Sabouraudi**. A species that produces tinea capitis. **T. tonsurans**. A species producing the "black dotted ringworm," either as tinea capitis or tinea corporis. [Gr., *thrix*, a hair, + *phyton*, a plant.]

trichophytosis (trik'o-fi-to'sis). Syn.: *tinea trichophytina*. Ringworm. **t. corporis**. See *tinea circinata*, under *tinea*.

trichorrhexis (trik'or-reks'is). A nutritional disturbance of the hairs in which minute swellings develop along the hair shaft and incomplete fracture of the hairs occurs at these points. [Gr., *thrix*, a hair, + *regmuthai*, to burst forth.]

trichospore (trik'o-spör). A spore produced on a thread as on the *Hypomyces*. A conidium. [Gr., *thrix*, a hair, + *sporos*, seed.]

Trichostrongylus (trik-o-stron'ji-lus). A genus of the family *Strongylidae* of the *Nemathelminthes*. The species *T. colubri-formis*, *T. probalurus*, and *T. vitrinus* are found in the intestines of man in the tropics.

Trichothecium (trik-o-the'se-um). A vegetable parasite of the hair. **T. roseum**. A fungous growth found in the ear. [Gr., *thrix*, a hair, + *thekion*, dim. of *theke*, a chest.]

trichotoxin (trik-o-toks'in). A cytotoxin obtained from the injection of ciliated endothelium and acting on such cells. It is probably not specific in its action.

trichuriasis (trik-u-ri'as-is). Infestation with *Trichocephalus*.

Trichur'is. See *Trichocephalus dispar*.

tricipital (tri-sip'et-al). 1. Having three heads. 2. Pertaining to the triceps muscle.

tricodein (tri-ko-de'in). A polymerid, $C_{108}H_{128}N_6O_{18}$, formed by the action of sulphuric acid on codein. Administered to animals, it produces vomiting, ptialism, and catharsis.

tricrosol, trikresol (tri-kre'sol). A mixture of orthometa- and paracosols, not essentially different from the official cresol.

tricrosolamin (tri''kre-sol-am'in). An antiseptic solution of ethylenediamin and tricrosol.

tricrotic (tri-krot'ik). Having a triple beat. See *dicrotic*. [Gr., *treis*, three, + *krotein*, to beat.]

tricrotism (tri'krot-ism). The state of being tricrotic.

tricuspid (tri-kus'pid). 1. Having three cusps. 2. Pertaining to the t. valve. *t. murmur*. See under *murmur*. [Lat., *tres*, three, + *cuspis*, a point.]

tricuspis (tri-kus'pis). The tricuspid valve of the right auriculoventricular ostium.

tri-cephalus (tri-en-sef'al-us). A genus of otocephalic monsters devoid of three of the principal cephalic parts, the buccal, nasal, and ocular. [Gr., *treis*, thrice, + *enkephalos*, the brain.]

triethyl (tri-eth'il). The chemical group $(C_2H_5)_3$.

triethylamin (tri''eth-il-am'in). A ptomain, $C_6H_{15}N$, found in decomposed had-dock and in cultures of a bacillus obtained from poisonous sausage.

triethylstibine. $(C_2H_5)_3Sb$, a poisonous inflammable liquid.

triethylsulphine. A univalent radicle, $(C_2H_5)_3S$.

Trietz's ligament. A fold of peritoneum, reflected as a bridle from the lower border of the stomach at the point of emergence of the latter from beneath the mesentery of the small intestine. **T's muscle**. A thin, flat, trapezoidal muscle composed of unstriped fibers which arise in the connective tissue around the celiac axis and terminate in the lower extremity of the duodenum.

trifacial (tri-fa'se-al). 1. Triple and pertaining to the face. 2. Pertaining to or affecting the t. nerve. [Lat., *tres*, three, + *facies*, face.]

triferrin (tri-fer'rin). Syn.: *ferrinol*. Ferric paranucleinate, containing 22 per cent. of iron and 2.5 per cent. of phosphorus in organic combination. It is a hematinic.

trifluorid tri-flu'o-rid). A fluorin compound analogous to a trichlorid.

Trifolium (tri-fo'le-um). Clover, trefoil; a genus of leguminous herbs. **T. pratense**. Common clover. The herb, flowers, and seed have been used as an alternative, but perhaps with little reason. [Lat., *tres*, three, + *folium*, a leaf.]

triformal. Formalin.

triformol. Paraformaldehyd.

trigeminal (tri-jem'in-al). 1. Triple, triune, or threefold. 2. Of or pertaining to the trigeminal nerve. 3. Three at a

birth. [Lat., *tres*, three, + *geminus*, twin-born.]

trigger finger. See under *finger*. **t. toe**. See *flexed toe*, under *toe*.

trigone (tri'gon). See *trigonom*. **olfactory t.** See *caruncula mammillaris*, under *caruncula*. **t. of the bladder**. A triangular smooth surface with its apex directed forward upon the fundus of the bladder to a point just posterior to the urethra and limited by two ridges which pass back to the apertures of the ureters and by a line uniting these points.

trigonitis (tri-gon-i'tis). Inflammation of the trigone. [Gr., *trigonon*, trigone, + *itis*, inflammation.]

trigonocephalus (tri'gon-o-sef'al-us). A triangular cephalic malformation caused by compression of the anterior part of the skull; often associated with microphthalmia and cleft palate. [Gr., *trigonos*, three-cornered, + *kephale*, the head.]

trigonom (tri-go'num). A triangle; in the brain, the interpeduncular space. **t.**

acustici. A triangular space on the dorsal surface of the medulla, bounded superiorly by the auditory nerve, internally by the t. hypoglossi, and externally by the corpus restiforme. **t. caroticum superius**. See *superior carotid triangle*, under *triangle*. **t. cerebrale**. See *fornix cerebri*, under *fornix*. **t. clavipectorale**. A triangular space bounded by the clavicle, the pectoralis minor, and the thorax. **t. coraco-acromiale**. The t. formed by the coracoid process, the apex of the acromion, and the concave border of the clavicle. **t. cubitale**. See *fossa cubiti*, under *fossa*. **t. deltoideopectoralis**. See *infraclavicular fossa*. **t. durum**. The triangular interval between the anterior pair of the corpora quadrigemina. **t. habenulae**.

A small triangular area at the posterior portion of the upper surface of the optic thalamus, in front of the lamina quadrigemina and between the sulcus habenulae and the sulcus subpinealis. **t. hypoglossi**. A triangular area on the dorsal surface of the medulla oblongata, bounded superiorly by the striae medullares acusticae, internally by the posterior longitudinal fissure, and externally by the ala cinerea. **t. inferius commissurae posterioris**. The lower triangular half of the posterior commissure of the brain. **t. infraclavicularis**. See *infraclavicular fossa*, under *fossa*. **t. inguinale**. See *Scarpa's triangle*, under *Scarpa*. **t. submaxillare**. See *submaxillary triangle*, under *triangle*. **t. subpineale**. A triangular fossa above the quadrigemina, formed by the median fissure, that rises abruptly from the velum medullare. It lodges the pineal gland. **t. superius commissurae posterioris**. The portion of the posterior commissure of the brain connected with the anterior portion of the pineal gland. **t. vagi**.

The narrow triangular area on the medulla oblongata, from which the vagus nerve arises. **t. ventriculi lateralis**. A triangular projection between the en-

- trances to the posterior and descending cornua of the lateral ventricle. **t. vesicae, t. vesical.** See *trigone of the bladder*, under *trigone*. [Gr., *trigoneon*, triangle, from *treis*, three, + *gonia*, angle.]
- trihaloid** (tri-hal'oyd). A compound of a radicle with three atoms of a halogen.
- trihydric** (tri-hi'drik). Containing three atoms of replaceable hydrogen in the molecule.
- tri-iodid** (tri-i'o-did). An iodine compound analogous to a trichlorid.
- Trillium** (tril'le-um). Wake-robin; a genus of the *Liliaceae*. **T. erectum.** Bath-flower; contains a saponin and is used occasionally in domestic practice. [Lat., *tres*, three.]
- trilobate, trilobed** (tri-lo'bät, tri'löbed). Having three lobes. [Lat., *trilobatus*, from Gr., *treis*, three, + *lobos*, a lobe.]
- trimericuric** (tri-mer-ku'rik). Containing three atoms of bivalent mercury.
- trimetallic** (tri-met-al'lik). Containing in the molecule three atoms of a metallic element. [Lat., *tres*, three, + *metallum*, a metal.]
- trimethyl** (tri-meth'il). The chemical group, $(CH_3)_3$.
- trimethylamin** (tri'meth-il-am'in). A slightly poisonous ptomain, C_3H_9N , found in cheese, decomposed perch, and the human viscera, and in cultures of *Staphylococcus pyogenes* and *Bacillus proteus*. The hydrochlorid is used in gout and rheumatism.
- trimethylendiamin** (tri'meth-il-en-di-am'in). A poisonous ptomain, $C_3H_{10}N_2$, obtained from cultures of the spirillum of Asiatic cholera, which causes convulsions and muscular tremor.
- trimethylethylene** (tri'meth-il-eth'il-ën). Pental, $(CH_3)_2C:CH.CH_3$, a dental anesthetic.
- trinitrate** (tri-ni'trät). A nitrate containing three nitro-groups (NO_2) or three ONO_2 groups.
- trinitrin** (tri-ni'trin). See *nitroglycerin*.
- trinitrinum** (tri-ni-tri'num). Nitroglycerin. **liquor trinitrini.** A solution of trinitrin; a solution of nitroglycerin. A liquid containing 1 per cent. of the trinitroglycerin (trinitroglycerin of commerce) in alcoholic solution [Br. Ph.]. **t. compositum.** A mixture of nitroglycerin, amyl nitrite, capsicin, and menthol.
- trinitrocellulin, trinitrocellulose** (tri''ni-tro-sel'lu-lin, tri''ni-tro-cel'lu-lose). Gun-cotton; a substitution compound, $C_6H_7O_5(NO_2)_3$, of cellulose, produced by the prolonged action of concentrated nitric acid with a little sulphuric acid on cotton wool. It resembles ordinary cotton wool, is insoluble in alcohol, but soluble in ether, and is inflammable and highly explosive. See *pyroxilin*.
- trinophenon** (trin-o-fe'non). A proprietary preparation of picric acid; used in burns.
- tri'ol.** A proprietary preparation containing 50 per cent. of tricesol, potassium linoleate, water, and glycerin. It is used as a disinfectant.
- triolein** (tri-o'le-in). $C_3H_5O_3(C_{17}H_{33}CO)_3$, the glycerin ester of oleic acid, which contains three oleic acid groups combined with one glyceryl radicle. One of the fats found abundantly in oleic acid and the liquid animal fats. At ordinary temperatures it is a liquid.
- trional** (tri'o-nal). A name applied to sulphonethyl-methane of the U. S. Ph.
- triorchidism** (tri-or'kid-izm). The condition of having three testicles. [Gr., *treis*, three, + *orchis*, a testicle.]
- triose** (tri'ös). 1. A compound carbohydrate containing three simple sugars, e. g., raffinose. 2. A simple carbohydrate containing three carbon atoms.
- trioxid** (tri-oks'id). An oxygen compound analogous to a trichlorid.
- trioxymethylene** (tri'öks-e-meth'il-ën). Paraformaldehyd (CH_2O); a polymeric condensation product of formaldehyd. It is antiseptic and escharotic. When heated it generates formaldehyd.
- tripalmitin** (tri-pal'mit-in). One of the solid fats. It is tripalmityl glycerin, $C_3H_5O_3(C_{15}H_{31}CO)_3$.
- tripeptids** (tri-pep'tids). A large class of compounds prepared synthetically, which contain three amino-acid radicles in combination. The most important is leucyl-glycyl-a-alanin.
- triphenamin** (tri-fen-am'in). A mixture of phenocoll and some of its compounds, used in rheumatism.
- triphenin** (tri-fen'in). A homologue, $C_6H_4.C_2H_5.O.NH.(CH_3.CH_2.CO)$, of phenacetin; antipyretic, analgetic, and hypnotic.
- triphenyl** (tri-fe'nil). The chemical group, $(C_6H_5)_3$.
- trip'let.** One of three born as the result of one gestation.
- triplopia** (trip-lo'pe-ah). The simultaneous formation of three visual images of an object. [Gr., *triploos*, triple, + *ops*, the eye.]
- tri'pod.** A support having three legs.
- vital t.** The brain, heart, and lungs, so called as being the main supports of vitality. [Gr., *treis*, three, + *pous*, the foot.]
- tripsinogen** (trip-sin'o-jen). The zymogen of the pancreas from which trypsin is formed.
- tri'salt.** A salt containing three times as much base as acid.
- tris'mus.** Lockjaw; tonic spasm of the muscles that close the jaws. [Gr., *trismos*, a creaking, from *trizein*, to gnash.]
- tristearin** (tri-ste'ar-in). Stearin, $C_3H_5O_3(C_{17}H_{33}CO)_3$; a glycerin ester of stearic acid, a constituent of most of the animal fats.
- tristichiasis** (tris-tik-i'as-is). A form of congenital distichiasis in which there are three rows of cilia. [Gr., *tristichia*, a triple row.]
- trisubstituted** (tri-sub'sti-tu-ted). Having three elements replaced by equivalent elements, or radicles.
- trisulphid** (tri-sul'fid). A sulphur compound analogous to a trichlorid.
- tritanopia** (trit-an-o'pe-ah). A variety of

color blindness—otherwise known as violet blindness—due to deficiency or absence of one of the three fundamental color perceiving substances in the retina. Compare with *protanopia* and *deuteranopia*. [Gr., *treis*, three, + *anopia*, absence of vision.]

trithiodoformaldehyd (trith-'i'o-do-formal'de-hid). A substance obtained by the interaction of formic acid, lead formate, and hydrogen sulphid.

trititina (trit-is-e'nah). Boiled flour. [Lat., *triticum*, wheat.]

Triticum (trit'ik-um). 1. Wheat; a genus of gramineous herbs of the *Hordeae*. 2. Of the U. S. Ph., the rhizome of *Agropyron repens*. **T. repens**. Couch-grass; its rhizome is the official triticum. It is used in cystitis and irritable bladder and as a diluent. It contains acid malates, sugar, trititina, and another gummy substance containing nitrogen. **T. sativum**, **T. vulgare**. Common wheat. Its seeds, ground and sifted, constitute flour. Wheat flour chiefly contains starch, gluten, albumin, sugar, and a gummy substance which differs from ordinary gum in containing nitrogen and in not yielding mucic acid when treated with nitric acid. Flour is sometimes sprinkled on inflamed surfaces. [Lat., from *terere*, to rub.]

trit'ol. An emulsion made with diastatic extract of malt.

tritopin (tri-to'pin). An alkaloid, $C_{22}H_{24}N_2O_7$, obtained from opium. Its tendency to cause convulsions contra-indicates its use as a narcotic.

triturate (trit'u-rät). A substance or combination of substances reduced to a fine powder, especially by rubbing up in a mortar. **tablet t's**. Tablets formed by adding the medicinal agent to lactose, moistening with alcohol and molding them without pressure. They disintegrate far more readily than many of the compressed tablets. [Lat., *triturare*, to thresh (grain), from *tritrus*, pp. of *terere*, to rub.]

trituration (trit-u-ra'shun). In pharmacy, the act or process of rubbing up in a mortar or otherwise, so as to reduce to a fine powder; also the resulting powder; of the U. S. Ph., a preparation in which a medicinal substance is rubbed up with nine times as much powdered sugar of milk into a homogeneous powder. **trituration elaterini**. A t. containing 10 per cent. of elaterin [U. S. Ph.]. [Lat., *tritura*, a rubbing.]

trit'us. See *trituration* and *friction*. [Lat., *tritrus*, pp. of *terere*, to rub.]

trit'yl (tri'til). See *propyl*.

trivalence (triv'al-ens). The condition or property of being trivalent.

trivalent (triv'al-ent). Having an atomicity of three; i. e., being capable of replacing three atoms of hydrogen in a compound. [Lat., *tres*, three, + *valere*, to be worth.]

trivalerin (tri-val'er-in). A glycerid of valeric acid, $C_3H_7O_5(C_6H_9CO)_3$; found in certain marine animal oils.

troc'ar (tro'kar). An instrument for draw-

ing off liquid from a cavity by puncture, consisting of a perforator and a cannula. [Fr., *troc'ar*, *trecart*, from *trois*, three, + *carre*, side-face.]

troc'hanter (tro-kan'ter). 1. Of Galen, the head of the femur. 2. One of two processes upon the upper end of the shaft of the femur. **great t.** See *t. major*. **lesser t.** See *t. minor*. **third t.** See *t. tertius*. **t. major**. A thick process at the upper end of the femur which projects upward externally to the union of the neck and shaft. **t. minor**. A conical tuberosity upon the inner and posterior surface of the upper end of the femur, at the junction of the shaft and neck. **t. tertius**. An anomalous process upon the upper end of the planum popliteum of the femur. [Gr., from *trechein*, to run.]

troche (tro'ke). See *lozenge*. [Gr., *trochos*, a round cake.]

trochiscus (tro-kis'kus). (*obs.*) A medicinal lozenge. [Gr., *trochos*, a wheel.]

trochlea (tro'kle-ah). A hook or ring over or through which a muscle or tendon slips. **t. of the astragalus**. The tibial articular surface of the astragalus. **t. of the humerus**. The articular surface for the ulna. **t. of the obliquus oculi superior**, **t. of the orbit**. The ligamentous ring or pulley attached by fibrous tissue to a depression beneath the internal angular process of the frontal bone. It transmits the tendon of the obliquus oculi superior. [Lat., *trochlea*, a pulley, from Gr., *trochos*, wheel.]

trochlear (trok'le-ah). Pulley-shaped, circular and contracted in the center; pertaining to a trochlea.

trochlearis (trok-le-a'ris). See *table of muscles*, under *muscle*. [Lat., *trochlea*, a pulley.]

trochocephalia (tro''ko-sef-a'le-ah). A malformation of the skull caused by partial synostosis of the parietal and frontal bones in the middle of the coronal suture. [Gr., *trochos*, a wheel, + *kephale*, the head.]

Trötsch's corpuscles. Spindle-shaped c's of connective tissue situated between the fibers of the two layers of the membrana tympani.

Trommer's extract of malt. A proprietary preparation, consisting of a thick, brownish yellow extract, having an aromatic malt sugar taste; said to be composed of the soluble constituents of Canada balsam. **T's test**. Can be used only when there is a considerable amount of sugar. It consists of treating the urine with caustic soda and then with copper sulphate solution until a small amount of cupric hydroxid is precipitated. Upon boiling, cuprous oxid, C_2O , is precipitated. More accurate tests for glucose in the urine are Fehling's t., the fermentation t., and the polerescope t.

tropacocain (tro'pah-ko-ka'in). An alkaloid, $C_{15}H_{19}NO_2$, obtained from the leaves of a Java coca plant; used like cocain, and is only about half as poisonous. The hydrochlorid, also called tropein, is the

TABLE OF PATHOGENIC TRYPANOSOMES. Including *T. Lewisi*.

SPECIES, NAME	WHEN DISCOVERED	VERTEBRATE HOST	DISEASE PRODUCED	HOW TRANSMITTED (INVERTEBRATE HOST)	DIMENSIONS IN μ (INCLUDING FLAGELLA AND UNDUUL. MEMB.)	OTHER CHARACTERISTICS
<i>T. Lewisi</i> , Kent.....	1878	Rats.	Occasional epidemics.	Louse (<i>Haematopinus spinulosus</i> .)	8-30 X 1.5-3	Narrow and pointed, a flagellar extremity, trichonucleus in anterior third of body.
<i>T. Evansi</i> , Steel.....	1880	Horses, mules, cattle, camels, elephants, buffaloes.	Surra.	<i>Stomoxys</i> (flies).	20-30 X 1-2	
<i>T. Brucei</i> , Plimmer and Bradford.....	1894	Horses and cattle.	Nagana.	Tsetse flies, especially <i>Glossina morsitans</i> .	26-35 X 1.5-2.5	Posterior end usually bluntly rounded.
<i>T. equiperdum</i> , Doflein.....	1896	Horses, asses.	Dourine.	By coitus.	24-28.	
<i>T. dimorphum</i> , Dutton and Todd.....	1902	Horses.	Trypanosomiasis in Senegambia.	(?)	13-30 X 0.18-2	Long and short form with protoplasm reaching to top of flagellum.
<i>T. Theileri</i> , Bruce....	1902	Cattle.	Gall sickness.	<i>Hippobosca rufipes</i> .	60-70 X 4-5	The largest form—a kinetonucleus of ten near midbody. Kinetonucleus very minute.
<i>T. equinum</i> , Voges....	1902	Horses, cattle.	Mal de Cademas.	<i>Hydrocoerus capybara</i> .	22-25 X 1.5-2	The smallest form—posterior end bluntly conical.
<i>T. gambiense</i> , Dutton.	1904	Man.	Trypanosomiasis (Sleeping sickness).	<i>Glossina palpalis</i> .	17-23 X 1.5-2	
<i>T. Cruzi</i> , Chagas.....	1909	Man and monkeys.	Trypanosomiasis (Sleeping sickness).	<i>Conorhinus</i> .	Small.	Large bipharoplast (kinetonucleus).

form in which the alkaloid is generally employed.

troph-, tropho-. Combining form of Gr., *trophe*, nourishment.

trophic (trof'ik). Of or pertaining to nutrition. [Gr., *trophe*, nourishment.]

trophoblast (trof'o-blast). The epiblast of the blastocyst, in contradistinction to the epiblast of the germinal area, or the formative epiblast. [Gr., *trophe*, nourishment, + *blastos*, sprout.]

trophoneurosis (trof'o-nu-ro'sis). 1. A neurosis dependent on nutritive changes. 2. Failure in nutrition, due to impairment of the nervous action. **facial t.** See *progressive facial atrophy*, under *atrophy*. **muscular t.** A t. in which the muscles suffer nutritive changes in connection with certain diseases of the nervous system. [Gr., *trophe*, nourishment, + *neuron*, a nerve.]

trophoplast (trof'o-plast). A layer of cells in the outer portion of the membranous chorion. They are supposed to have a digestive action by means of which spaces in the decidua membrane are hollowed out for the chorionic papillae. [Gr., *trophos*, a feeder, + *plassein*, to form.]

trophosphere (trof'o-sfēr). The layer of trophoplasts between the decidua and the chorion of the ovum. [Gr., *trophe*, nourishment, + *sphaira*, a sphere.]

trophotropism (tro-fot'ro-pism). A tendency to motion induced in the particles of protoplasm by the presence of nutritive material near it. [Gr., *trophe*, nourishment, + *trepein*, to turn.]

tropidin (trof'id-in). A substance, C₈H₁₃N, obtained by heating atropin to 180° C. with hydrochloric and glacial acetic acids.

tro'pin. A body, C₈H₇(C₂H₄.OH)N(CH₃), of peculiar tobaccolike odor, obtained by decomposing atropin.

tro'pon. A nutrient combination of vegetable and animal albumins. **iron t.** A mixture of t. and iron saccharate.

trough (trof). A receptacle, usually oblong in shape, for liquids. **pneumatic t.** A t. by means of which gases can be collected and isolated over water or mercury in inverted vessels.

Troy weight. See in *appendix*, page 942.

truncate (trun'kāt). A term used in descriptive bacteriology, meaning terminating abruptly as if cut off at the end; flattened. [Lat., *truncatus*.]

truncus (trun'kus). Gen. and pl. *trunci*. See *trunk*. **t. brachialis primarius inferior**. The cord formed by the union of the anterior branches of the eighth cervical and first thoracic nerve. **t. brachialis primarius medius**. The anterior branch of the seventh cervical nerve. **t. brachialis primarius superior**. The cord formed by the union of the anterior branches of the fifth and sixth cervical nerves. **t. facialis efferens**. A loop of communication between the adducens nucleus and the roots of the facial nerve near their exit from the medulla. **t. innominatus**. See in-

nominate artery, in *table of arteries*, under *artery*. **t. lymphaticus abdominalis**. A large abdominal branch of the thoracic duct. **t. lymphaticus (communis) dexter**. See *right lymphatic duct*, under *duct*. **t. lymphaticus communis sinister**. See *thoracic duct*. **t. lymphaticus jugularis dexter**. A lymphatic receiving the vasa efferentia of the right side of the head and neck, and emptying into the right lymphatic duct. **t. lymphaticus jugularis sinister**. A lymphatic receiving the vasa efferentia of the left side of the head and neck, and emptying into the thoracic duct. **trunk**. The main body or stem of any branched structure; the body as distinguished from the limbs and head. **axillary lymphatic t.** The exterior branch of the right lymphatic duct, formed by the vasa efferentia of the axillary nodes. **intestinal lymphatic t.** A lymphatic receiving the vasa efferentia of the mesenteric nodes. **lumbar lymphatic t.** A large vessel which is formed by the union of the efferent vessels from the lumbar lymphatic nodes, and empties into the thoracic duct or one of its branches. **lymphatic t's**. Large lymphatics formed by the union of the vasa efferentia of the lymphatic nodes. **primary t's of the brachial plexus**. The primary cords which make up the brachial plexus. [Lat., *truncus*, stem.]

truss. A device, such as a pad and bandage or spring for keeping parts in place, especially a hernia. [Old Eng., *trusse*, a bundle, a pack.]

Trypanosoma (tri-pan-o-so'mah). A genus of protozoa, of the phylum *Mastigophora* and the family *Trypanosomidae*, with a flagellum and an undulating membrane. They increase by longitudinal division and in some species several forms have been observed, which infest both vertebrates and invertebrates. A few species have been artificially cultivated. For *species of Trypanosoma*, see *table*. **T. Brucei**. A parasite widespread in Africa, causing nagana in horses and other equines. The intermediary host transmitting the disease is the tsetse fly or *Glossina morsitans*. **T. cruzi**. A species found in human blood in Brazil. **T. dimorphon**. See *table*. **T. equinum**. A species found in South America in the mal de caderas, a fatal febrile disease of horses. **T. equiperdum**. A species causing dourine, or *mal du coit*, a sexual disease, resembling syphilis, in horses. **T. Evansi**. A form which produces a disease in India called surra and affecting horses, mules, camels, and cattle with fever, paralysis and death. **T. gambiense**. A species occurring in the cerebrospinal fluid and the blood of human beings, suffering with the sleeping sickness. The disease is transmitted to the tsetse fly, called *Glossina palpis*. **T. hominis**. See *T. gambiense*. **T. Lewisi**. The t. of the rat, the disease being transmitted by lice and fleas. This parasite has been cultivated on rabbit blood agar. **T. Theileri**.

See table. [Gr., *trypan*, to bore, + *soma*, the body.]

trypanosome (trip-an'o-sōm). Any member of the genus *Trypanosoma*.

trypanosomiasis (tri-pan'ō-so-mi'as-is). Infection with a trypanosome.

trypsin (trip'sin). A soluble proteolytic ferment which may be separated from the pancreatic juice and which acts in many respects like pepsin, but differs from it in being most potent in a neutral or slightly alkaline medium.

tryptic (trip'tik). Pertaining to trypsin.

tryptone (trip'tōn). Of Kühne, a peptone produced by the action of trypsin upon albuminates.

tryptophan (trip'tō-fān). Indol amino-propionic acid, C₈H₆N.CH₂.CH.NH₂.CO.OH. An amino acid present in proteins in the combined form. The free acid is formed in the digestion of proteins by trypsin. It is this grouping which gives the Adamkiewicz as well as the Hopkins and Cole color reactions. With bromin water in a weakly acid solution it forms a violet compound, which is soluble in amyl alcohol.

tsetse (tset'se). Syn.: *nagana*. An African fly called *Glossina*, whose bite transmits various forms of trypanosomiasis to animals and human beings.

Tsuchiya's method to determine amount of albumin present in urine, see in appendix, page 893.

tua-tua (tu'ah-tu'ah). An Hawaiian name for a plant supposed to be *Jatropha gossypifolia*; used in leprosy.

tube. A tubular or trumpet-shaped canal.

absorption t. A graduated glass t., about 250 mm. long and 20 mm. in diameter, closed at one end and furnished with a lip at its open end; used in Bunsen's method of volumetric analysis.

auscultation t. A t. for testing the hearing power.

binocular t. The t. of a binocular microscope.

bronchial t's. The branches into which the bronchi divide and from which spring the smaller t's (bronchioles) that communicate with the pulmonary alveoli.

Crookes' t. See *Crookes*.

drainage t. A t. of soft rubber or other material perforated at one end with small holes, to be introduced into a wound or suppurating cavity to allow of the escape of fluids.

draw t. A t. sliding within the main t. of a microscope, used to increase or diminish the t. length.

eudiometer t. See *eudiometer* (2d def.).

eustachian t. The canal which connects the pharynx and the tympanic cavity and by which an exchange of air takes place between the atmosphere and that cavity.

fallopian t. See *oviduct*.

Geissler's t. See *Geissler*.

hearing t. An ear tube for the use of deaf persons in conversation.

Henle's loop t. See *Henle*.

Kobelt's t's. See *Kobelt*.

loop t. See *Henle's loop t.*

lymph t's. The lymphatic vessels.

medullary t. In embryology, the medullary or neural canal, the primary form of the brain and spinal marrow, formed by the union of the medullary

ridges over the medullary groove.

microscopic t. The cylindrical metal t. blackened on its internal surface that contains the objective, eyepiece, and draw t., if there is one, of a microscope.

O'Dwyer's t. See *O'Dwyer*.

ovarian t's. Ovular (or egg-) chains; germinal epithelium in a developing ovary; divided into t's or chainlike masses by vascular ingrowths from the ovarian stroma.

Pflüger's salivary t's. Ducts within the lobules of a salivary gland.

receiving t. of the kidney. See *collecting tubule*, under *tubule*.

rectal t. An elastic gum t. to be passed into the rectum.

Ribemont's laryngeal t. See *Ribemont*.

safety t. A small part of the upper portion of the eustachian t. which lies in the curve formed by the cartilage as it turns forward under the cartilaginous hook. It is always sufficiently open to allow a recoil of air to occur from the drum cavity if the drumhead is suddenly driven in, as in explosions, and also to permit of a slow equalization of pressure in the tympanic cavity from the pharynx.

speaking t. See *hearing t.*

spray t. A combination of two t's with fine nozzles placed at right angles so that a current of air or steam through one will cause a spray of fluid to issue from the other.

stomach t. A long t., made of rubber or other material, used for lavage of the stomach.

straight t. See *collecting tubule*, under *tubule*.

tracheotomy t. A curved silver t., used to keep the opening in the trachea free after tracheotomy.

uriniferous t's, uriniferous t's. See *uriniferous tubules*, under *tubule*.

[Lat., *tuba*, a trumpet.]

tu'ber, pl., tubera. 1. A swelling, tumor, or protuberance.

2. In botany, a fleshy underground stem, such as the potato.

t. anterius. See *t. cinereum*.

t. calcanei. The tuberosity of the calcaneum.

t. cinereum. A tract of gray matter which extends from the corpora albicantia to the optic commissure, forming a portion of the floor of the third ventricle.

t. frontale. See *frontal eminence*, under *eminence*.

tubera geniculata. The external and internal geniculate bodies.

t. ischii. See *tuberosity of the ischium*, under *tuberosity*.

t. maxillae, t. maxillare. See *tuberosity of the superior maxilla*, under *tuberosity*.

t. omentale hepatis. An elevation on the left lobe of the liver corresponding to the lesser curvature of the stomach.

t. omentale pancreatis. An elevation of the middle portion (corpus) of the pancreas corresponding to the lesser omentum.

t. parietale. See *parietal eminence*, under *eminence*.

t. supracondyloideum. A tuberosity on the fibula opposite the inferior end of the internal border of the linea aspera.

t. supra-orbitale. See *superciliary ridge*, under *ridge*.

t. zygomatium. A protuberance on the lower border of the zygoma near the junction of the superior maxilla and the zygomatic projection. [Lat.]

tubercle (tu'ber-kl). 1. In anatomy, a

blunt and rounded end of a bone; also a small rounded eminence on a bone or other part. See also *tuberosity*. 2. In dermatology, a little nodule in the skin produced by a morbid deposit or growth in the corium or subcutaneous tissue. 3. In pathology, a small granular body, varying in diameter from $\frac{1}{500}$ mm. to 3 mm. Its consistence is hard, and when fresh it is transparent, but it later becomes opaque, and yellowish at the center. The t. is the characteristic lesion of tuberculosis, and is produced by the bacillus of tuberculosis. 4. In dentistry, a small rounded eminence on the occlusal surface of a molar tooth. A cusp. **adductor t. of the femur**. A small sharp projection at the lower termination of the internal supracondylar line of the femur, to which is attached the tendon of the adductor magnus. **amygdaloid t.** A projection in the roof of the descending cornu of the lateral ventricle at its anterior extremity. **anterior t. (of a vertebra)**. A t. at the anterior portion of the extremity of the transverse process of certain vertebrae. **anterior t. of the atlas**. A prominence in the middle line upon the anterior arch of the atlas. **anterior t. of the calcaneum**. A rough projection on the inferior anterior surface of the os calcis. **anterior t. of the optic thalamus**. A rounded projection at the anterior extremity of the optic thalamus. **anterior t. of the vagina**. A rugose, rounded prominence of the soft parts at the upper part of the orifice of the vagina, behind the meatus urinarius. **bacillus t.** *Bacillus tuberculosis*. **carotid t.** The anterior t. of the transverse process of the sixth cervical vertebra. **conglomerate t.** A mass consisting of many fused t's. **conoid t.** A broad t. on the posterior border of the clavicle at the junction of its middle and outer thirds to which the conoid ligament is attached. **deltoid t.** A prominence upon the anterior border of the clavicle where the deltoideus arises in part. **external supracondyloid t.** A prominence on the outer portion of the posterior surface of the lower end of the femur, from which the plantaris muscle arises. **fibrous t.** T. which has undergone modification chiefly by the formation of connective tissue within the (tuberculous) nodule. **genial t's.** Double pairs of t's on the inner surface of the inferior maxilla (one pair on each side of the middle line), to which are attached the geniohyoglossi and the geniohyoidei muscles. **genital t.** A protuberance of the urogenital region of the embryo, in front of the cloaca, being the rudiment of the penis or the clitoris. **gray t.** See *miliary t.* **gray t. of Rolando**. An eminence situated between the posterolateral groove and the prolongation of the column of Burdach. **greater t. of the humerus**. Its greater tuberosity. **iliopubic t.** See *iliopubic eminence*, under *eminence*, and *spine of the pubes*, under *spine*. **inferior obturator t.** A prominence op-

posite to the superior obturator t. on the pubic margin of the obturator foramen. **infraglenoid t.** An eminence below the glenoid cavity of the scapula, from which the long head of the triceps arises. A prominence on the inner and posterior surface of the lower end of the femur from which the internal head of the gastrocnemius arises. **intravascular t.** A t. developed in the intima of a blood vessel. **jugular t.** A ridge on the inner surface of the occipital bone close to the outer wall of the anterior condylar foramen. **lacrimal t.** The little papillary elevation in the inner or nasal third of the margin of the eyelid. In its center is the opening of the punctum lacrimale. **laminated t.** See *nodule* (2d def.). **lesser t. of the humerus**. Its lesser tuberosity. **lymphoid t.** A miliary t. that consists of large and small round lymphlike cells. **mental t.** A prominence on the lower border of the inferior maxilla at the point where it changes from the transverse to the more or less anteroposterior direction. **miliary t.** A minute, nearly globular t. occupying the stroma of an organ. **nuchal t.** The spinous process of the seventh cervical vertebra. **olfactory t.** See *olfactory bulb*, under *bulb*. **papillary t. (of the liver)**. An overhanging projection of the spigelian lobe of the liver into the portal fissure. **pathological t.** See *verruca necrogenica*, under *verruca*. **pearly t's.** See *miliun*. **pharyngeal t.** See *pharyngeal spine*, under *spine*. **plantar t.** A prominence on the metatarsal bone of the great toe to which the tendon of the peroneus longus is attached. **posterior t. (of a vertebra)**. A t. at the posterior portion of the extremity of the transverse process of certain vertebrae. **posterior t. of the atlas**. An elevation or a depression with raised margins on the outer surface in the median line of the posterior arch of the atlas. **posterior t. of the optic thalamus**. An elevation on the posterolateral ventricular surface of the optic thalamus. **pterygoid t.** A small t. on the internal surface of the inferior maxilla, for the attachment of the internal pterygoid muscle. **quadrigenial t's.** See *corpora quadrigenina*, under *corpora*. **retrograde t.** A calcified t. **scalene t.** A t. on the first rib for the attachment of the scalenus anticus. **superior obturator t.** A flat prominence on the margin of the obturator foramen near the acetabular notch. **supraglenoid t.** A prominence above the glenoid fossa of the scapula from which the long head of the biceps arises. **t. of a rib**. A prominence on a rib adjoining the neck, directed backward, and articulating with the transverse process of the lower of the two vertebrae which the bone joins. **t. of Darwin**. See *spine of Darwin*, under *spine*. **t. of Lower**. A small projection on the wall of the right auricle, between the orifices of the superior and inferior venae cavae, only slightly

marked in man. **t's of Montgomery.** The prominences formed on the surface of the areola of the nipple by the sebaceous glands. **t. of Rolando.** See *gray t. of Rolando*. **t. of Santorini.** An elevation of the mucous membrane of the larynx caused by the cartilage of Santorini. **t. of the femur.** A prominence on the front part of the neck of the femur where it joins the greater trochanter. **t. of the scaphoid bone.** A stout conical projection on the outer end of the scaphoid bone, which gives attachment to the annular ligament. **t. of the thyroid cartilage.** A t. at the back part of the upper border of the outer surface of the ala of the thyroid cartilage. **t. of the tibia.** The anterior tuberosity of the tibia. **t. of the ulna.** An elevation at the base of the coronoid process of the ulna upon which the brachialis anticus is inserted. **t. of the zygoma.** A prominence at the beginning of the zygoma to which the external lateral ligament of the temporomaxillary articulation is attached. [Lat., *tuberculum*, dim. of *tuber*, a protuberance, a swelling.]

tubercular (tu-ber'ku-lar). Lumpy, having the appearance of a tubercle, or like tuberculosis. The word is sometimes used as synonymous with tuberculous, but a practically useful distinction is thus nullified.

tuberculid (tu-ber'ku-lid). Any skin lesion of a tuberculous nature.

tuberculin (tu-ber'ku-lin). A preparation made by R. Koch and considered by him to be a means of diagnosing and curing tuberculosis. An extract made with glycerin of cultures of the tubercle bacillus. It is injected subcutaneously and is now employed chiefly as a diagnostic test and curative method. **crude t.** A glycerin extract of the toxic substances present in cultures of the tubercle bacillus in veal broth containing 1 per cent. of peptone and 4 or 5 per cent. of glycerin. The culture liquid is evaporated and filtered. **modified t.** Crude t. that has undergone various changes by the precipitation of certain constituents or filtration, or in which the mode of preparation is changed, as in Koch's first modification. **old t.** See *crude t.* **residual t.** The sediment left when a watery extract of triturated tubercle bacilli is submitted to the action of a centrifuge. **T. A.** is made by extracting the tubercle bacillus with 10 per cent. normal caustic soda, filtering and neutralizing. **T. O.** (*Tuberculin Oberschicht*). This substance is prepared by making suspension of dried tubercle bacilli in distilled water and centrifugalizing this mixture. A sediment is formed and the supernatant liquid, which remains opalescent, is known as **T. O. T.** **purified** is a precipitate from t. made with 60 per cent. alcohol, which is redissolved. **T. R.** (*Tuberculin Rückstand*). The deposit from **T. O.** is dried and centrifugalized, and the supernatant liquid is **T. R.**

tuberculin'ic ac'id. See under *acid*.

tuberculino (tu-ber'ku-lin-ōs). Dialyzed, purified tuberculin.

tuberculinization (tu-ber-ku-li-za'shun). 1. The process of conversion into tubercle. 2. The treatment of a patient with tuberculin.

tuberculoacidin (tu-ber''ku-lo-si'din). An albumose remaining in solution in crude tuberculin after the noxious bodies in the latter have been precipitated by platinum chlorid.

tuberculofibroid (tu-ber''ku-lo-fi'broyd). A tubercle which has undergone fibroid metamorphosis.

tuberculofibrosis (tu-ber''ku-lo-fi-bro'sis). Fibroid phthisis.

tuberculozymes (tu-ber-ku-lom'is-ēz). The group of bacteria which contains the *Bacillus tuberculosus*, and other like bacteria. [Tuberculo, + Gr., *mykes*, fungus.]

tuberculoplasmin (tu-ber''ku-lo-plas'min). The filtered watery extract from moist tubercle bacilli, extracted by crushing by pressure.

tuberculosamin (tu-ber''ku-lo-sam'in). An amin occurring in the tubercle bacillus.

tuberculosis (tu-ber-ku-lo'sis). A disease caused by the presence of the bacilli of tuberculosis in the body tissues. The most common form is the pulmonary. See *pulmonary phthisis*. The primary anatomical lesion is the tubercle, hence the name. **acute miliary t.** A sudden general eruption of miliary tubercles in various parts of the body. **anatomical t.** See *verruca necrogenica*, under *verruca*. **anthracotic t.** See *pneumonoconiosis*. **avian t.** T. affecting birds. **bovine t.** Pearl disease; t. as it occurs in cattle. Probably due to a distinct strain of bacilli. **cerebral t.** See *tuberculous meningitis*, under *meningitis*. **intestinal t.** T. affecting a part or all of the intestinal tract. **meningeal t.** See *tuberculous meningitis*, under *meningitis*. **miliary t.** An acute or chronic disease caused by infiltration of one or more parts of the body with miliary tubercles. **t. of the skin** (miliary). Syn.: *t. cutis vera*, *t. cutis orifacialis*, *t. ulcerosa*. A rare affection consisting of the occurrence of miliary tubercles in the skin, rarely seen before they have undergone caseous degeneration and become ulcers. **t. verrucosa cutis.** See *lupus verrucosus*, under *lupus*; also known as *verruca necrogenica*. [Lat., *tuberculum*, a tubercle.]

tuberculous (tu-ber'ku-lus). Affected with, pertaining to, or after the manner of tuberculosis.

tuberculum (tu-ber'ku-lum). See *tubercle*. **t. acousticum.** Syn.: *auditory ganglion*. A projection on the lateral wall of the fourth ventricle crossed by the auditory striae. **t. anticum humeri.** The lesser tuberosity of the humerus. **tubercula Arantii.** See *corpora Arantii*, under *corpora*. **tubercula areolae.** See *tubercles of Montgomery*, under *tubercle*. **t. baseos cartilagineae arytenoideae.** The muscular process of the

arytenoid cartilage. **t. capituli fibulae laterale**. A not uncommon prominence on the upper end of the fibula from which the anterior head of the peroneus longus arises. **t. capituli fibulae mediale**. An ill-defined anomalous prominence on the upper end of the fibula from which a portion of the soleus arises. **t. caroticum**. See *carotid tubercle*, under *tubercle*. **t. cuboidci**. See *eminentia ossis cuboidei*, under *eminentia*. **t. epiglotticum**, **t. epiglottidis**. The projection of the convex posterior surface of the epiglottis into the larynx. **t. externum humeri**. The greater tuberosity of the humerus. **t. externum processus condyloidei mandibulae**. A prominence below the condyle of the inferior maxilla to which the ligamentum accessorium laterale is attached. **t. fibulae**. The styloid process of the fibula. **t. impar** [His]. In the embryo, a prominence in the middle line of the mouth from which the tongue is in part derived. **tubercula intercondyloidea**. The anterior and posterior extremities of the tibial spine. **t. internum humeri**. The lesser tuberosity of the humerus. **t. labii superioris**. A prominence in the middle line of the inner surface of the upper lip of nurslings. **t. Lisfrancii**. See *scalene tubercle*, under *tubercle*. **t. majus humeri**. The greater tuberosity of the humerus. **t. mallei**. The outer apophysis of the malleus. **t. mandibulare**. The articular eminence of the temporal bone. **t. medium**. The middle projection of the thalamus opticus. **t. minus humeri**. The lesser tuberosity of the humerus. **t. nuchae**. The t. on the occipital bone for the attachment of the ligamentum nuchae. **t. olfactorium**. A small projection of gray matter in front of the anterior perforated space from which arise the roots of the olfactory nerve. **t. ossis hyoidei**. A slight elevation in the middle line of the anterior aspect of the body of the hyoid bone. **t. ossis multanguli marjoris**. The prominence on the plantar surface of the trapezium. **t. ossis navicularis**. The tuberosity of the scaphoid bone. **t. prostatica**. The middle lobe of the prostate gland. **tubercula sebacea**. See *milium*. **t. sellae (equinae)**. An olive-shaped elevation between the optic groove and the sella turcica of the sphenoid bone. **t. spinosus ossis sphenoidalis**. The infratemporal crest or a prominence at its anterior extremity. **t. superius (anteriorius)**. The anterior tubercle of the optic thalamus. **t. tali laterale**. An elevation upon the outer margin of the incisura astragali. **t. tali mediale**. A prominence upon the inner side of the incisura astragali. **t. trochleare**. See *trochlea*. **t. tympanicum anticum**. A protuberance on the upper anterior part of the annulus tympanicus. **t. tympanicum posticum**. A protuberance on the middle and posterior part of the annulus tympanicus. **t. wrisbergianum**. An elevation of the mucous membrane of the

larynx caused by the cartilage of Wrisberg.

tuberositas (tu-ber-os'it-as). See *tuberosity*. **t. atlantis lateralis**. An eminence at the inner margin of that surface of the atlas which articulates with the occipital bone, to which the transverse ligament is attached. **t. clavicularae**. A roughened eminence on the lower surface of the clavicle, near its sternal end, for the attachment of the costoclavicular ligament. **t. coracoidea**. See *conoid tubercle*, under *tubercle*. **t. costalis**. See *t. clavicularae*. **t. glutealis**. The tubercle on the upper end of the femur for the attachment of the gluteus maximus. **t. iliaca**, **t. ilii**. A rough eminence behind that surface of the ilium which articulates with the sacrum, for the attachment of the sacro-iliac ligaments. **t. malaris**. A small tuberosity near the maxillary process of the zygomatic bone. **t. metacarpi quinti**. A prominent tuberosity on the ulnar side of the fifth metacarpal bone, near its base. **t. metatarsi hallucis**. See *plantar tubercle*, under *tubercle*. **t. metatarsi quinti**. A rough prominence upon the external surface of the tarsal end of the fifth metatarsal bone. **t. olecrani**. A prominence on the olecranon process into which is inserted the extensor triceps brachii. **t. ossis trapezii**. An oblique ridge on the volar surface of the trapezium. **t. palatinus**. A tuberosity formed on the internal surface of the palatine bone, at the angle of the posterior and horizontal borders. **t. patellaris**. See *anterior tuberosity of the tibia*, under *tuberosity*. **t. pectoralis**. A tubercle near the sternal end of the clavicle for the attachment of the pectoralis muscle. **t. pubo-ischiadica**. A rough eminence at the union of the rami of the ischium and pubes. **t. scapularis**. See *conoid tubercle*, under *tubercle*. **t. supracondyloidea ossis femoris**. The external or internal supracondyloid tubercle. **t. ulnae major**. A rough eminence at the base of the coronoid process of the ulna, for the attachment of the brachialis internus. **t. ulna minor**. A small tuberosity occasionally found below the lesser sigmoid cavity of the radius. **t. unguicularis phalangis**. A broad, horseshoe-shaped expansion of the distal end of a terminal phalanx. **t. vertebralis (medialis)**. A rough eminence on the posterior surface of the transverse process (near its apex) of some of the dorsal vertebrae. **t. zygomata**. See *tubercle of the zygoma*, under *tubercle*. **tuberosity (tu-ber-os'it-e)**. A rounded or blunt elevation on a bone or other organ. **anterior t. of the tibia**. A t. on the anterior aspect of the tibia, near its upper extremity, for the attachment of the ligamentum patellae. **bicipital t. of the radius**. A t. on the superior part of the internal aspect of the shaft of the radius to the posterior rough portion of which is attached the tendon of the biceps flexor cubiti. **external occipital t.**

See *external occipital protuberance*, under *protuberance*. **external t. of the femur**. A rough eminence above the external t. of the femur to which the external lateral ligament is attached. **external t. of the tibia**. A rounded eminence on the external side of the upper end of the tibia which articulates posteriorly with the fibula. **greater t. of the humerus**. An upward projection of the humerus on its outer side, serving as a point of attachment for the infraspinatus, supraspinatus, and teres minor muscles. **internal t. of the femur**. A rough t. above the internal condyle of the femur to which the internal lateral ligament of the knee is attached. **internal t. of the tibia**. A massive rounded eminence on the inner side of the upper end of the tibia. **ischio-pubic t.** See *tuberositas pubo-ischiadica*, under *tuberositas*. **lesser t. of the humerus**. A small t. at the proximal end of the humerus, on the inner side of the bicipital groove, for the attachment of the subscapularis muscle. **maxillary t.** See *t. of the superior maxilla*. **t. of the calcaneum**. The posterior extremity of the os calcis. **t. of the cuboid bone**. A thick, oblique ridge on the inferior surface of the cuboid bone, near its anterior extremity. **t. of the ilium**. See *tuberositas ilii*, under *tuberositas*. **t. of the ischium**. The thick downward projection of the lower portion of the ischium upon which the body rests when sitting. **t. of the olecranon**. See *tuberositas olecrani*, under *tuberositas*. **t. of the sacrum**. A t. behind and internal to the lateral articular surface of the sacrum. **t. of the scaphoid bone**. 1. The prominence of the infero-external portion of the volar surface of the scaphoid bone of the hand. 2. A t. on the lower inner margin of the scaphoid bone of the foot. **t. of the superior maxilla**. A rough convexity on the posterior part of the external surface of the superior maxilla. [Lat., *tuber*, knob.]

tu'bo-. Combining form of Lat., *tubus*, tube.

tubular (tu'bu-lar). 1. Hollow and nearly cylindrical, tube-shaped. 2. Of an auscultatory sound, suggestive of one produced by an air current in a tube. [Lat., *tubulus*, a small tube.]

tu'bule. A small tube or tubelike structure. **collecting t.** The part of a uriniferous t. into which the junctional t's open. **communicating t.** See *junctional t.* **connecting t.** See *second convoluted t.* **convoluted t.** 1. See *first convoluted t.* 2. Formerly, the entire uriniferous t., from Bowman's capsule to the point where it enters a collecting t. **curved collecting t.** See *junctional t.* **distal convoluted t.** See *second convoluted t.* **efferent t's of the testis**. The vasa efferentia of the testicle. **excretory t's**. The comparatively large uriniferous t's in the medullary portion of the kidneys, formed by the union of many straight collecting t's.

first convoluted t. The part of a uriniferous t. that extends in a very tortuous manner for a short distance beyond the capsule of Bowman, to which it is joined by the constricted part or neck of the tubule. **gastric t's**. See *gastric glands*, under *gland*. **Henle's looped t.** See *Henle's loop tube*, under *Henle*. **intercalary t.** **intercalated t.** See *second convoluted t.* **irregular t.** The part of a uriniferous t. between the termination of the ascending limb of Henle's loop tube and the second convoluted t. It winds between the convoluted t's of the labyrinth, so that its course is irregular. **junctional t.** The relatively short part of a uriniferous t. extending from the second convoluted t. to a straight collecting t. **lactiferous t's**. See *galactophorous ducts*, under *duct*. **liver t's**. A tubular ventral outgrowth of the duodenum from which the liver is developed. **looped t. of Henle**. See *Henle's loop tube*, under *Henle*. **proximal convoluted t.** See *first convoluted t.* **renal t's**. See *uriniferous t's*. **second convoluted t.** The part of a uriniferous t. between the irregular and the junctional t's. Some authors make this portion include the junctional t., and therefore terminate in a collecting t. **seminal t's**, **seminiferous t's**. Tubes from $\frac{1}{1500}$ to $\frac{1}{200}$ inch in diameter, lined with epithelium, from which the spermatozooids develop. **spiral t. of Schachowa**. The portion of a uriniferous t. just beyond the first convoluted t. It extends to the junction of the cortex and medulla, where it is continued as the descending limb of Henle's loop tube. **uriniferous t's**, **uriniparous t's**. Minute canals, consisting of a basement membrane and a lining of epithelium, which form the proper glandular substance of the kidney. They originate in Bowman's capsules, and, after extending in a tortuous manner for a considerable distance, finally join other t's to form a common t., which extends in a nearly straight direction, and, after joining others, empties into the pelvis of the kidney. While the uriniferous t's may be properly said to be continuous from their origin to their termination, various parts of their length differ in size and course and in the character of the lining epithelium, and are named as if they were independent t's, as follows: (1) The capsule of Bowman; (2) the neck or constricted part joining the t. and capsule; (3) the first convoluted t.; (4) the spiral t. of Schachowa; (5) the descending limb of Henle's loop tube; (6) Henle's loop tube; (7) the ascending limb of Henle's loop tube; (8) the irregular t.; (9) the second convoluted t.; (10) the junctional t., the last uniting with other junctional t's to form (11) a collecting t., which unites with others to form (12) an excretory t., which finally opens into one of the calices of the pelvis of the kidney. [Lat., *tubulus*, dim. of *tuba*, a tube.]

tubuli (tu'bu-le). The minute tubes that form the dentin, radiating from the pulp-

chamber and root canals to the inner surface of the enamel on the crown and to the cementum on the root.

Tufnell's diet. A form of d. employed in the treatment of internal aneurisms by Dr. Tufnell of Dublin.

tug'ging. A pulling or dragging. **tracheal t.** A sign of thoracic aneurism consisting in the sense of downward traction of the larynx with the cardiac systole when the thyroid cartilage is gently raised between the finger and thumb.

tulipin (tu'lip-in). A poisonous alkaloid obtained from the bulb of *Tulipa gesneriana*. It is an energetic sialagogue.

Tully's powder. A substitute for Dover's p. consisting of about 20 parts each of camphor, prepared chalk, and licorice, and 1 part of morphin sulphate.

tumefaction (tu-me-fak'shun). Swelling, puffiness. [Lat., *tumefacere*, to cause to swell.]

tumenol (tu'men-ol). A crude mixture of tumenol sulphone and tumenol sulphonic acid derived from bituminous shale. Used externally in eczema, and in burns, etc.

t. ammonium. The ammonium salt of s. sulphonic acid. Its actions and uses are like those of t. [Bitumen, + Lat., *oleum*, oil.]

tumescence (tu-mes'ens). The condition of swelling or being swollen. [Lat., *tumescere*, to begin to swell.]

tu'mor. A swelling, especially a new growth, cystic or solid, malignant or non-malignant. A t. proper is a mass of cells, tissues or organs resembling those normally present, but arranged atypically. It grows at the expense of the organism, without at the same time subserving any useful function. In a broader sense we may include any unusual swelling as a t., such as collections of fluid or gas, inflammatory and hemorrhagic swellings, and normal or hypertrophic increase in tissue, but the t. proper is a law unto itself or autonomous. T's are classified by Adami as: 1st. teratomata, or autonomous growths, the development of one individual within another, including various monstrosities such as fetal and visceral inclusions; 2d. terblastomata, or mixed t's of the kidney and various glands; 3d. autochthonous blastomata, or ordinary t's with an independent localized growth of tissue cells of one order, such as fibromata or glandular, benign, or malignant t's. **adenoid t.** See *adenoma*. **adipose t.** See *lipoma*. **aneurismal t.** See *aneurism*. **anthracoid t.** See *melanotic t.* **benign t.** See *innocent t.* **biliary t.** A t. formed by an enlargement of the gall-bladder. **blood t.** See *hematoma*. **bony t.** See *osteoma*. **butyroid t.** A galactoceles with contents of the consistence of butter. **cancerous t.** A t. formed by a cancer. **cartilaginous t.** See *chondroma*. **cavernous venous t.** See *cavernous angioma*, under *angioma*. **connective tissue t.** See *fibroma*. **cystic t.** A t. consisting of a sac or of sacs containing liquid. **dermoid t.** See *dermoid cyst*, under *cyst*. **desmoid**

t. Obs. A firm fibrous t. **embryoplastic t.** See *encephaloid sarcoma*, under *sarcoma*. **erectile t.** A t. composed chiefly of vascular tissue which may become more or less prominent when the vessels are filled with blood. **fatty t.** See *lipoma*. **fibrocalcareous t.** A fibrous t. that has undergone calcareous degeneration. **fibrocellular t.** [Paget]. A new growth made up of tissue more or less resembling the normal fibrocellular or connective tissue of the body. The typical form is firm, with a homogeneous surface on section, and bands of delicate filamentous white fibrous tissue intersecting its substance. **fibrocystic t.** A fibrous t. containing cysts. **fibrofatty t.** See *fibrolipoma*. **fibromuscular t.** See *fibromyoma*. **fibrous t.** See *fibroma*. **fibrovascular t.** See *fibroma teleangiectaticum*, under *fibroma*. **floating t.** A t. that is movable in some part of the body, e. g., the abdomen. **follicular t.** See *atheroma* (1st def.). **fungating t.** A t. composed of exuberant granulations, generally growing from the inner surface of the wall of a cystic t. **gaseous t.** A t. containing gas. **glandular t.** See *adenoma*. **granulation t.** A t. formed by the proliferation of granulation tissue. **Gubler's t.** See *Gubler*. **gummatous t.**, **gummos t.**, **gummy t.** Syphiloma; so called from either the softish semi-elastic consistence of the tumor or the peculiar character of its contents after the process of softening. **hair t.**, **hairy t.** A dermoid cyst containing hair. **heteradenic t.** A hyaline cylindroma. **heteroplastic t.** A t. differing from the tissue in which it grows. **histioid t.** A t. formed of a single tissue, resembling that of the surrounding parts. **homoplastic t.** A t. resembling the tissue in which it grows. **horny t.** See *cornu cutaneum*, under *cornu*. **hydatoid t.** A cystic t. resembling a hydatid cyst. **hylic t.** A term used in Adami's classification of t's to designate the "pulp" t's, made up of hylic tissue and consisting of organs or tissues in which the specific cells lie in a stroma that is homogeneous or fibrillar and in which there are blood or lymph vessels. **idopathic splenic t.** The enlargement of the spleen observed in pseudoleukocythemia. **infectious granulation t's.** Acute military tubercles. **infiltrating t.** A t. that spreads by infiltration. **innocent t.** A t. which affects the patient solely through its local influence, which has little disposition to soften or ulcerate, and has no tendency to multiplication in other tissues or to involve the absorbers with which it is connected. **irritable t. of the breast.** A t. of the breast characterized by exquisite pain and tenderness of one or more of its lobes. **lacteal t.** See *galactoceles*. **lepidic t.** In Adami's classification "rind t's of lepidic tissue in which blood vessels do not penetrate the groups of specific cells and in which there is an absence of definite stroma between the individual cells, although such

stroma of mesenchymatous origin may be present between groups of cells. They include such t's as the papillomata, adenomata, epitheliomata, and carcinomata." **malignant t.** A t. which infiltrates tissue, produces metastatic or secondary growths, induces cachexia, and tends to a fatal issue, unless removed. **melanotic t.** See *melanotic sarcoma*, under *sarcoma* and *melanoma*. **meningeal blood t.** A hematoma of the meninges. **mesoblastic t.** A t. arising from the mesoblast. **milk-like t.** Medullary sarcoma. **movable t.** See *floating t.* **mucous t.** See *myxoma*. **muscular t.** See *myoma* (1st def.). **nerve t., nervous t.** See *neuroma*, *osseous t.* A t. containing bone, either cancellous or compact. **painful subcutaneous t.** An encysted fibrous or fibrocellular t. situated in the subcutaneous tissue and giving rise to pain. **papillary t.** See *papilloma* (2d def.). **pearl t., pearly t.** See *cholesteatoma*. **pearly t. of the iris.** A small cyst of the iris containing a pultaceous, tallowy substance. **phantom t.** An abdominal tumefaction due to flatulence, fat, or to circumscribed hysterical contraction of the abdominal muscles. **pilocystic t.** A dermoid cyst containing hair. **recurrent fibrovascular t.** A telangiectatic fibroma that recurs after excision of a primary t. **recurrent t.** A t. tending to recur after removal. **rotated t.** A pediculated t. that has rotated on the pedicle. **sebaceous t.** 1. See *atheroma* (1st def.). 2. Of Toynebee, see *cholesteatoma*. **t. albus.** White swelling. **t. lacrimalis.** The swelling over the site of the lacrimal sac in purulent or phlegmonous dacryocystitis. **t. lardosis.** See *lipoma*. **turban t's.** Endothelioma capitis. **uterine t.** 1. A t. (neoplasm) of the uterus. 2. A tumidity due to enlargement of the uterus. **varicose t.** A t. composed of dilated and hypertrophied veins. See *cavernous angioma*, under *angioma*. **vascular t.** See *angioma*. **vascular t. of the meatus urinarius** (or of the urethral orifice [Clarke]). See *urethral papilloma*, under *papilloma*, and *urethral caruncle*, under *caruncle*. **villous t.** See *papilloma*. **warty t. of the umbilicus.** See *fungous excrescence of the umbilicus*, under *excrescence*. [Lat., from *tumere*, to swell.]

tumorous (tu'mor-us). Of the nature of tumors.

tungstate (tungs'tât). A salt of tungstic acid.

tungsten (tungs'ten). 1. A metallic element, used in the manufacture of t. steel and of the incandescent electric light. Atomic weight, 184. Symbol, W. (from wolfram). 2. Calcium tungstate.

tu'nic. A coat, an investing membrane; in botany, a skin or covering membrane, such as the testa of a seed, or a thick or thin separable layer, such as one of the coats of an onion. **choroid t.** The choroid membrane. **external elastic t.** See *external elastic coat*, under *coat*. **inner muscular t. of the epididymis.** Of Kölliker,

a layer of muscular tissue at the back of the testis and epididymis, beneath the fascia propria and opposite the lower two thirds of the testis. **internal elastic t.** See *internal elastic coat*, under *coat*. **vaginal t.** See *tunica vaginalis*, under *tunica*. [Lat., *tunica*, a long Roman undergarment.]

tunica (tu'nik-ah). See *tunic*. **t. abdominalis.** A deep layer of the abdominal fascia in animals, analogous to the transversalis fascia in man. **t. albuginea.** See *albuginea*, *albuginea testis*, and *Tenon's capsule*, under *Tenon*. **t. arachnoidea.** See *arachnoid*. **t. arteriae externa.** The adventitia of an artery. **t. arteriae fenestrata.** See *internal elastic coat*, under *coat*. **t. arteriae intima.** The intima of an artery. **t. arteriae media.** The middle coat of an artery. **t. darta.** See under *dartos*. **t. nervi optici interna.** The innermost layer of the sheath of the optic nerve, derived from the pia. **t. nervosa.** The stratum granulosum, internal granule layer, stratum gangliosum, and stratum fibrilloseum of the retina regarded as one layer. **t. oculi dura.** See *sclerotica*. **t. propria.** See *membrana propria*, under *membrana*. **t. vaginalis.** The serous covering of the testis; an offshoot of the peritoneum which is forced into the scrotum by the descent of the testicle. **t. vaginalis reflexa.** That part of the t. vaginalis that lines the scrotum. **t. vaginalis testis** (or *visceralis*). The portion of the t. vaginalis which invests the epididymis and the testicle. **t. vasculosa.** 1. A vascular network. 2. The choroid. **t. vasculosa lentis.** A very vascular envelope, made up of the various vascular projections of the embryonic cephalic plate, completely surrounding the crystalline lens in the embryo. **t. vasculosa oculi.** See *choroid*. **t. vasculosa testis.** A vascular network lining the albuginea testis. **t. vasorum interna.** See *intima*. **t. villosa.** The villous surface of the intestines. **t. vitrea.** See *hyaloid membrane*, under *membrane*.

turbinal (tur'bin-al). See *turbinate*. [Lat., *turbo*, a top.]

turbinate (tur'bin-ât). Top-shaped; scroll-like. **t. bone.** See under *bone*. [Lat., *turbinatus*, from *turbo*, a top.]

turbinctomy (tur-bin-ek'to-me). Excision of a turbinate bone. [*Turbinate* + Gr., *ektome*, excision.]

turgescence (tur-jes'ens). The act or process of swelling or enlargement (said especially of very vascular tissue. [Lat., *turgescere*, to begin to swell.]

turgid (tur'jid). Swollen, congested, bloated. [Lat., *turgere*, to swell out.]

turmeric (tur'mer-ik). The genus *Curcuma*, especially *Curcuma longa* and its rhizome. **t. paper.** Filter paper impregnated with that portion of the coloring matter of t. which is insoluble in water but soluble in alcohol; used as a test for alkalis in solution, which change its tint to brown.

turmerol (tur'mer-ol). A constituent of turmeric oil, $C_{10}H_{16}O$.

turn of life. See *menopause*.

turpentine (tur'pen-tin). An oleoresin, consisting of a mixture of rosin (colophony) and an essential oil (see *oil of t.*), obtained from various species of pine [U. S. Ph., *terebinthina*]. List of poisons and their antidotes, see in *appendix*, page 940. **Bordeaux t.** Common European t.; obtained from several species of *Pinus*, especially *Pinus maritima*. In its fresh state it is whitish, turbid, and thick, but separates, on standing, into two portions, one transparent and liquid, the other viscid and honey-like. The commercial article often consists entirely of the latter part. It yields large quantities of resin and oil of t. **Canada t., Canadian t.** Canada balsam, balsam of fir; a liquid oleoresin obtained from *Abies balsamea* [U. S. Ph., Br. Ph.]. **Chian t., Chio t., Cyprus t.** T. obtained from *Pistacia terebinthus*; a thick, tenacious liquid of a greenish yellow color or a soft solid of a dull brown hue, with little taste, and of a peculiar pleasant, mildly terebinthinous odor. It consists of resin (probably the resin of mastic) and an essential oil which contains a little oxygenated oil. **Hungarian t.** Carpathian (or Hungarian, or Riga) balsam; a thin fluid with a juniperlike smell that exudes from the young twigs of *Pinus cembra* and *Pinus pumilio*. It has the properties of ordinary t. **oil of t.** Spirit (or spirits) of t.; a volatile colorless liquid, $C_{10}H_{16}$, of penetrating smell, pungent, bitterish taste, and neutral or faintly acid reaction, obtained by distillation from t. It varies in physical properties according to its source. Its boiling point ranges from 152° to 172° C., and its sp. gr. from 0.856 to 0.870. It is used as a stimulant, diuretic, anthelmintic, cathartic, rubefacient, germicide, and antiseptic [U. S. Ph., *oleum terebinthinae*]. **Russian t.** T. obtained from *Pinus silvestris*. "Sanitas" is produced by passing air through its essential oil in contact with warm water. **Scio t.** See *Chian t.* **spirit (or spirits) of t.** See *oil of t.* **Strassburg t.** A t. obtained from the vesicles of the bark of *Pinus picea*, closely resembling Canadian balsam, but of a more agreeable odor and without acrid or bitter taste. It has the properties of common t. **Venetian t., Venice t.** A thick, turbid, pale yellowish fluid of bitter aromatic taste, obtained from *Larix europaea*. It is used mainly in veterinary practice. [Gr., *terebinthos*, the turpentine tree.]

turpeth. The *Ipomoea turpethum*, its root (t. root), or the resin (resin of t.) obtained from the root. T. root contains turpethin, a volatile oil, etc. It acts like jalap, but is less powerful. **t. mineral.** Mercury subsulphate; so called from the resemblance of its color to that of the root of *Ipomoea turpethum*. [Lat., *turpethum*.]

turpethin (tur'peth-in). A glucosid, C_{31} -

$H_{56}O_{16}$, isomeric with jalapin, obtained from turpeth resin.

Tussilago (tus-sil-a'go). 1. A genus of the *Compositae*. 2. The *T. farfara*. **T. farfara.** Coltsfoot, the *bechion* of Dioscorides. It is bitter, astringent, and demulcent, and is used as a pectoral. The leaves are the most active part. [Lat., from *tussis*, a cough.]

tus'sis. See *cough*. [Lat.]

tus'sol. Antipyrin mandelate, $C_{10}H_{10}O_4N_2$; used in whooping-cough.

tutamen (tu-ta'men). A protective structure. **tutamina cerebri.** The skull and the meninges of the brain. [Lat., *tutamen*, protection.]

tutia (tu'te-ah). Tutty; an impure zinc oxid. Finely powdered or washed, it is used as a desiccant in excoriations.

tu'tin. A glucosid, $(C_{17}H_{20}O_7)$, found in certain species of *Coriaria*. Its action resembles that of coriamyrtin, but it is not so active.

'tween-brain. See *mesencephalon*.

twin. Double, paired, geminate; as a n., one of two children that are the product of one gestation. **dichorial t's.** T's originating from two separate ova and having distinct chorions and placentas. **monochorial t's.** T's originating from a single ovum and having one chorion and one placenta. **unequal t's.** Syn.: *gemini inaequales*. T's of the same sex inclosed within a single chorion, one of them showing more or less grave developmental defects, and communicating with the other by means of the vessels of the umbilical cord in the neighborhood of the placenta. [Old Eng., *twin*, *twyn*, *twinne*.]

twinge. To press; to pull with a sharp pinching jerk; tweak, twitch; sting; to experience a sharp pain; as a n., a ripping or pinching. [Old Eng., *twingen*, from *thwingen*, to press, constrain, oppress.]

tylmarin (til'mar-in). A trade name for acetylorthocoumaric acid, $(C_8H_6O_4)$, suggested as an intestinal antiseptic; also used as a dusting powder.

tyloma (ti-lo'mah). A callosity. [Gr., from *tylos*, a callus, + *oma*, tumor.]

Tylophora (ti-lof'or-ah). A genus of the *Asclepiadeae*. **T. asthmatica.** Country (or East Indian) ipecacuanha; a shrub of southern Asia and the adjacent islands. The root is emetic in large, and cathartic in small, repeated doses, and is used like ipecacuanha in dysentery. [Gr., *tylos*, a callus, + *phorein*, to bear.]

tylophorin (ti-lof'or-in). An alkaloid obtained from *Tylophora asthmatica*; diaphoretic, expectorant, and emetic.

tylosis (ti-lo'sis). The formation of callus on the skin; a callus, a callosity. **t. linguae.** Same as leukoplakia buccalis. [Gr., *tylosis*.]

tympanectomy (tim-pan-ek'to-me). Incision of the membrana tympani. [Gr., *tympanon*, a kettle-drum, + *ektome*, excision.]

tympanic (tim-par'ik). Pertaining to or connected with the tympanum. [Lat., *tympanicus*.]

- tympantites** (tim-pan-i'tez). A distended condition of the abdomen due to paralysis of the muscular coat of the intestines and their inflation with gas generated within them. [Gr., *tympantites*, from *tympanon*, a kettle-drum.]
- tympantic** (tim-pan-i'tik). 1. Of the nature of or affected with tympantites. 2. Of a percussion note, resembling in quality the note produced by percussing a tympantic abdomen.
- tympano-**. Combining form of Gr., *tympanon*, drum, the tympanon of the ear.
- tympanium** (tim'pan-um). The drum of the ear, the cavity of the middle ear; in a more restricted sense, the membrana tympani. [Gr., *tympanon*, a kettle-drum, from *typtein*, to strike.]
- tympany** (tim'pan-e). See *tympantites*.
- type**. 1. A model, a representative or ideal form, structure, or specimen; of a disease, the course pursued in the majority of cases. 2. In chemistry, a substance the graphic formula of which serves as a model of construction for numerous other bodies whose graphic formulae, accordingly, may be reproduced by substituting the appropriate radicles for the radicles of the typical formula. 3. In biology, (a) the ideal plan on which an organ or form is constructed; (b) the primitive pattern on which a group was first established; and (c) a group (species, genus, etc.) representing as completely as possible the distinguishing characteristics of the group. **test t**. Letters of various sizes for trying the acuteness of vision. [Lat., *typus*, from Gr., *typos*, a mark.]
- typhase** (ti'fäs). A ferment produced by the typhoid bacillus capable of dissolving it.
- typhemia** (ti-fe'me-ah). The condition in which the typhoid bacilli are present in the blood. [*Typhoid* + Gr., *aima*, blood.]
- typhlitis** (tif-li'tis). Inflammation of the cecum. [Gr., *typhlon*, the cecum, + *itis*, inflammation.]
- typhlolithiasis** (tif'lo-lith-i'as-is). The formation of a calculus in the cecum. [Gr., *typhlon*, cecum, + *lithos*, stone.]
- typhlotomy** (tif-lot'o-me). An incision into the cecum. [Gr., *typhlon*, the cecum, + *temnein*, to cut.]
- ty'pho-**. Combining form of Gr., *typhos*, stupor, having reference to the fever, typhoid.
- typhobacillosis** (ti''fo-bas-il-o'sis). The general poisoning produced by the liberated intracellular toxins of the typhoid bacillus. [Gr., *typhos*, stupor, + *bacillus*.]
- typhobacterin** (ti'fo-bak'te-rin). The bacterial vaccine made from the typhoid bacillus and used as a preventive of typhoid fever.
- typhoid** (ti'foyd). Of the nature of or resembling typhoid fever. **t. ambulatorius**. See *walking t. carrier*. A person who, though apparently well, has bacilli of typhoid fever in his stools or urine. **t. condition**, **t. state**. The state or condition in which typhoid symptoms are present other than when produced by the typhoid bacillus. **t. fever**. Syn.: *follicular enteritis*, *enteric fever*, *abdominal typhus*. A general infection caused by the presence in the intestines and also in the blood of the typhoid bacilli. See also under *fever*. **walking t.** A form of *t. fever* where the patient is up and about, the general constitutional symptoms being very mild. [Gr., *typhos*, fever stupor, + *eidosis*, resemblance.]
- typhoid'in**. Extract of typhoid bacillus used as a cutaneous reaction as an indication of immunity against typhoid fever.
- typhoin** (ti-fo'in). A preparation of dead typhoid bacilli, used in the prevention and treatment of typhoid fever.
- typholysin** (ti-fo'lis-in). A lysin which destroys typhoid bacilli. [Gr., *typhos*, stupor, + *lysis*, dissolution.]
- typhomalarial** (ti''fo-mal-a're-al). Partaking of the nature of both typhoid and malarial fevers. See also under *fever*.
- typhomania** (ti''fo-ma'ne-ah). The low muttering delirium of typhus and typhoid fever.
- typhosus** (ti-fo'sus). Typhus, typhoid. [Gr., *typhos*, fever stupor.]
- typhotoxin** (ti-fo-tok'sin). A poisonous base, $C_7H_{17}NO_2$, isomeric with gadinin, found in cultures of *Bacillus typhosus*, and producing diarrhea, slow pulse, and respiration, and death in animals. [Gr., *typhos*, fever stupor, + *toxicon*, poison.]
- typhous** (ti'fus). Of the nature of, pertaining to, or resembling typhus. [Gr., *typhos*, fever stupor.]
- typhus** (ti'fus). A contagious disease, with eruption, severe fever, and prostration. It occurs under conditions of filth, overcrowding, bad ventilation, poor food, and is conveyed by the breath and skin exhalations. See also under *fever*. **abdominal t.** See *typhoid fever*, under *typhoid*. **abortive t.** An incomplete form of *t.* with a sudden and favorable stop in the evolution of the disease. **t. levissimus**. A febrile condition which presents fewer of the symptoms of typhus *f.*, but with great indistinctness; to be surely diagnosed only by laboratory methods. **t. malignans**. Severe and rapidly fatal *t. fever*. **t. recurrens**. Relapsing fever. [Gr., *typhos*, fever stupor.]
- ty'po-**. Combining form of Gr., *typos*, type.
- tyramin** (tir-am'in). Hydroxyphenylethylamin ($OH.C_6H_4.CH_2CH_2NH_2$). It resembles epinephrin chemically and in its physiological action. It is an important constituent of ergot and is also found in putrid meat. *T.* is sold in tablet form.
- tyrannism** (tir'an-izm). Insanity or morbid cruelty; also cruelty with sexual perversion. [Gr., *tyrannos*, tyrant.]
- tyrein** (ti're-in). See *casein*.
- tyroid** (ti'royd). Caseous; cheeselike. [Gr., *tyros*, cheese, + *eidosis*, resemblance.]
- tyrosin** (ti'ro-sin). One of the amino acids resulting from hydrolysis of proteins. It is alpha-amino-beta-hydroxy-phenyl-propionic acid, $CH_2(C_6H_4OH)CH(NH_2)COOH$. It may be found in urine, especially in acute yellow atrophy of liver. **t. hydan-**

toin. A substance, $C_{10}H_{10}N_2O_8$, found in the urine of dogs fed upon it.
tyrosinase (ti-ro'sin-ās). An enzyme found in several fungi which oxidizes tyrosin.
tyrototoxicin (ti-ro-tok'sik-on). A poisonous ptomain, C_6H_5NNOH , found by V. C. Vaughan in 1886 in poisonous cheese,

milk, and ice-cream. [Gr., *tyros*, cheese, + *toxikon*, poison.]

tyrotoxism (ti-ro-toks'izm). Cheese poisoning. [Gr., *tyros*, cheese, + *toxikon*, poison.]

Tyson's glands. See *preputial glands*, under *gland*. [Edward Tyson, English anatomist, 1649-1708.]

U

U. Chemical symbol for the element *uranium*.

uabain (wah'ba-in). See *ouabain*.

uaterium (wah-te're-um). A medicament for the ear. [Gr., *ous*, the ear.]

Uffelmann's reaction. The violet colored reaction formed by adding a trace of ferric chlorid to a weak solution of phenol, one per cent. **U's test for lactic acid.** Based upon the fact that lactic acid gives a brown color to a solution of weak carbolic acid, which contains a trace of ferric chlorid. Hydrochloric acid and the fatty acids give no color with this mixture. See also in *appendix*, page 904. [Julius Uffelmann, German physician, 1837-1894.]

ulalgia (u-lal'je-ah). Pain in the gums. [Gr., *oulon*, the gum, + *algos*, pain.]

ulatrophia (u-lat-ro'fe-ah). Atrophy of the gums. [Gr., *oulon*, the gum, + *a*, priv., + *trephein*, to nourish.]

ulcer (ul'ser). A localized loss of substance in one of the soft parts of the body, following a destructive inflammation and attended by suppuration. **Aden u.** Another name for phagedena tropica. **atonic u.** An u. having unhealthy granulations that cicatrize slowly. **autochthonous u.** See *chancre*. **cock's-comb u.** An u. with outgrowths resembling condylomata. **creeping u.** A ser-piginous u. **cystoscopic u.** An u. of the bladder due to a burn from the lamp of a cystoscope. **diphtheritic u.** A u. covered with a false membrane. **endemic u.** See *oriental sore*, under *sore*. **fistulous u.** An u. communicating with a fistula. **follicular u.** An u. due to inflammation in the lymph follicles of a mucous membrane. **fungous u.** An u. with fungous granulations. **gastric u.** U. of the stomach. **indolent u.** An u. observed in some dyscrasic or enfeebled condition of the system, that, while not spreading, shows no disposition to heal. **initial u. of syphilis.** See *chancre*. **Jacob's u.** See *rodent u.* **Malabar u.** See *phagedena tropica*, under *phagedena*. **peptic u.** An u. of the stomach supposed to be produced by a highly acid gastric juice. **perforated u., perforating u.** An u. that perforates through the tissues of a part, as of the stomach, intestines,

etc. **perforating u. of the foot.** Syn.: *malum perforans pedis*. A round, deep trophic ulcer of the sole of the foot, following injury of the nerve supplying the part. **rodent u.** A deeply ulcerating variety of epithelioma, differing from ordinary epithelioma chiefly in its very slow course and in its tendency to involve every tissue with which it comes in contact, including muscles and bones. It more commonly affects the upper portion of the face. **varicose u.** An u. caused by varicose veins. **venereal u.** See *chancre*. [Lat., *ulcus*, a sore.]

ulcerated (ul'ser-a-ted). Affected with ulceration.

ulceration (ul-ser-a'shun). The formation of an ulcer; of a part, the condition of being affected with an ulcer or with ulcers. [Lat., *ulceratio*.]

ulcerative (ul'ser-a-tiv). Pertaining to or characterized by ulceration.

ulcerous (ul'ser-us). 1. Having the character of an ulcer. 2. Affected with ulcers.

ulerythema (u'ller-ith-e'mah). A disease of the skin of erythematous nature, characterized by atrophy and cicatrization. **u. centrifugum.** Unna's term for lupus erythematosus. **u. ophryogenes.** Lupoid sycosis. **u. sycosiforme.** Unna's term for lupoid sycosis. [Gr., *oule*, scar, + *erythema*, redness of the skin.]

uletic (u-let'ik). Pertaining to the gum. [Gr., *oulon*, gum.]

ulexin (u-leks'in). An old name for cytisin.

ulitis (u-li'tis). *Obs.* Syn.: *gingivitis*. Inflammation of the gums. **interstitial u.** Inflammation of the connective tissue of the gums round the necks of the teeth. [Gr., *oulon*, the gum, + *itis*, inflammation.]

Ulmus. 1. The elm; the typical genus of the *Ulmaceae*. 2. Of the U. S. Ph., elm bark. **muclilago ulmi.** A preparation made by digesting 6 parts of elm bark with 100 parts of water [U. S. Ph.]. **U. alata.** The wahoo (elm) of the southern United States, winged (or American small-leaved) elm. The inner bark is used like that of *U. fulva*. **U. americana.** American white elm. The inner bark is used like that of *U. fulva*

- and as a hemostatic. **U. campestris**. Common European elm, indigenous to southern Europe and temperate Asia. The bark is mucilaginous and slightly astringent. **U. fulva**. Slippery elm. The inner bark is the u. of the U. S. Ph. [Lat., *ulmus*, elm.]
- ulna** (ul'nah). A long bone on the medial side of the forearm. It articulates above with the humerus by the greater sigmoid cavity, with the head of the radius by the lesser sigmoid cavity, and below with the radius by an articular eminence. [Lat., *ulna*, elbow, forearm, from Gr., *olene*, elbow.]
- ulnaris** (ul-na'ris). See *table of muscles*, under *muscle*.
- ulocarcinoma** (u'l'o-ka-r-se-no'mah). Carcinoma of the gums. [Gr., *oulon*, the gum, + *carcinoma*.]
- uloncus** (u-lon'kus). (*obs.*) A tumor of the gums. [Gr., *oulon*, the gum, + *onkos*, a tumor.]
- ultrafiltration** (ul-tra-h-fil-tra'shun). The separation of crystalloids from colloids by filtration, namely, under high pressure through porcelain or collodion filters. The crystalloids pass through, the colloids are held back.
- ultramarine** (ul-tra-h-mar-ēn'). An inorganic blue pigment, found in nature in lapis lazuli, which contains sodium aluminum silicate and polysulphids of sodium.
- ultramicroscope** (ul-tra-h-mi'kro-skōp). A term applied to the microscope with accessory illuminating apparatus designed to reveal the presence of small particles in colloid solutions not visible in the microscope as ordinarily used with transmitted light. The principle consists in intense side illumination so that particles are seen as bright spots in a dark field.
- ultramicroscopic** (ul'trah-mi-kro-skop'ik). A term applied to objects too small to be seen with the ordinary microscope.
- u. particles**. Particles less than $\frac{1}{4} \mu$ (.0002 mm.) and therefore not visible to microscopic vision by transmitted light, but revealed by the use of the ultramicroscope.
- ululation** (u-lu-la'shun). A howling or loud crying, observed in hysteria. [Lat., *ululare*, to howl.]
- umbelliferon** (um-bel-lif'er-on). An oily alkaline substance, $C_6[OH, H, H, CH: CH, O, CO, H]$, obtained from the ethereal extracts of certain umbelliferous plants.
- Umbellularia** (um-bel-lu-la're-ah). A genus of the *Laurineae*. [Lat., *umbellula*, a little umbel.]
- umbilical** (um-bil'ik-al). Pertaining to the umbilicus. [Lat., *umbilicalis*.]
- umbilicate** (um-bil'ik-āt). A term used in descriptive bacteriology, meaning shaped like an umbilicus or navel having a central depression. [Lat., *umbilicatus*.]
- umbilication** (um-bil-ik-a'shun). A condition in which there is a central depression resembling the navel, as in variculous and vaccinal pocks.
- umbilicus** (um-bil-ik'us). The navel; the depression caused by the contraction of the remains of the umbilical cord. [Lat., *umbilicus*, navel, boss.]
- um'bo**. 1. The projecting center of a rounded surface. 2. See *u. tympani*. **u. femoris**. See *fossa capitis (femoris)*, under *fossa*. **u. tympani**. The deepest part of the funnel-shaped curvature or concavity of the membrana tympani which is turned toward the external auditory canal. It corresponds with the inferior extremity of the handle of the malleus, by the traction of which inward the membrane appears hollowed out. [Lat., *umbo*, a boss (as of a shield).]
- umbonate** (um'bo-nāt). *Obs.* A term used in descriptive bacteriology to signify having a central, rounded, slightly projecting elevation. [Lat., *umbo*, a boss.]
- un-**. Prefix from old Eng., *un-*, used with verbs to signify back and to denote the reversal or annulment of the action of the simple verb.
- Uncaria** (un-ka're-ah). A genus of the *Rubiaceae*. **U. Gambier**, **U. Gambir**. A species that yields catechu. [Lat., *uncus*, a hook.]
- uncia** (un'se-ah). Lat. for ounce.
- unciform** (un'sif-orm). Hook-shaped, hooked. As a n., the u. bone. **u. bone**. See *bone*. **u. process**. See under *process*. [Lat., *uncus*, a hook, + *forma*, form.]
- Uncinaria** (un-sin-a're-ah). *Syn.*: *hookworm*. See *Ankylostoma*. **U. americana**. See *Necator americana*. **U. duodenale**. See *Ankylostoma duodenale*.
- uncinariasis, uncinariosis** (un-sin-ar-i'-as-is, un-sin-ar-i-os'is). See *ankylostomiasis* and *hookworm disease*, under *disease*. **u. of the skin**. *Syn.*: *ground itch*. A vesicular dermatitis, due to the invasion of the skin by the larvae of *Uncinaria duodenale*. The feet are generally affected and the hands may be so. The larvae are excreted in the feces.
- uncinate** (un'sin-āt). 1. Hooked, curved at the tip in the form of a hook; provided with hooks or bent spines. 2. In descriptive bacteriology, a term meaning hooked or abruptly curved at the end. [Lat., *uncinatus*.]
- unconscious** (un-kon'shus). State of being cut off from all sensory contacts with the external world chiefly through sleep or toxic influences. In psycho-analysis the historical past of the individual not in action in performing directed activities.
- unctuous** (unk'shus). Oily, greasy.
- uncus** (un'kus). A hook, or hook-shaped structure. **u. gyri fornicati**. The hook-shaped termination of the gyrus fornicatus. [Lat., *uncus*, a hook.]
- un'dertoe**. A deformity in which one of the toes lies under the adjoining toe.
- un'dulant fe'ver**. Malta fever.
- undulation** (un-du-la'shun). A wavelike motion; also a condition characterized by wavelike motion. **jugular u.** See *venous pulse*, under *pulse*. **respiratory u.** The variation of the curve of blood pressure due to respiration.
- ungual** (un'gu-al). Pertaining to the

finger-nail or toe-nail. [Lat., *unguis*, a nail.]

unguentum, unguent (un-gwen'tum, un'-gwent). 1. An ointment. 2. Of the U. S. Ph., specifically, a mixture of lard and white wax. **u. acre**. Of the Ger. Ph. (1st ed.), a mixture of cantharides, colophony, and turpentine with yellow wax, lard, and euphorbium. **u. cinereum**. Gray ointment. **u. citrinum**. Nitrate of mercury ointment. **u. flavum**. Resin ointment. **u. griseum**. Diluted mercurial ointment. **u. Hebrae**. An ointment of litharge plaster and olive oil with glycerin. **u. neapolitanum**. Mercurial ointment. **u. opodeldoc**. Camphorated soap liniment. [Lat., from *unguere*, to smear.]

unguis (un'gwis). A finger-nail or toenail. [Lat.]

uni-. The combining form of Lat., *unus*, one.

unicellular (u-ne-sel'lu-lar). Consisting of but one cell. [Lat., *unus*, one, + *cellula*, a small cell.]

uniceptor (u'nis-ep-tor). A receptor having a single combining group, as an antitoxin. See *Ehrlich's theory*, under *Ehrlich*. [Lat., *unus*, one, + *capere*, to take.]

unilateral (u-nil-at'er-al). Affecting only one side of the body or one of two laterally paired organs. [Lat., *unus*, one, + *latus*, a side.]

unilocular (u-nil-ok'u-lar). 1. Having but one loculus; one-celled. 2. Of a cystic tumor, made up of only one cyst. [Lat., *unus*, one, + *loculus*.]

uninuclear (u-ne-nu'kle-ar). Having but a single nucleus. [Lat., *unus*, one, + *nucleus*, a nut.]

union (u'ne-on). The act or process of conjoining two or more things, also the condition of being so conjoined. **non-u.** Failure to unite, as in a fracture. **primary u.** See *first intention*, under *intention*. **secondary u.** See *second intention*. **u. of granulations.** See *third intention*. [Lat., *unio*, oneness, one.]

unipara (u-nip'ar-ah). A woman who is parturient for the first time. [Lat., *unus*, one, + *parere*, to bring forth.]

uniparous (u-nip'ar-us). Of animals, usually bringing forth but one fetus at a birth. [Lat., *unus*, one, + *parere*, to bring forth.]

unipolar (u-nip-o'lar). Of cells, having but one process. **u. stimulation**. The name applied to a mode of electrical stimulation in which only one pole or electrode is applied to the point to be stimulated. The other pole (indifferent electrode) is of large size and is applied to some distant part of the body. [Lat., *unus*, one, + *polus*, a pole.]

u/nit. 1. A single individual. 2. A quantity adopted as a starting point by comparison with which other quantities are measured. **antitoxin u.** A u. for expressing the strength of an antitoxin, being 100 times the amount of antitoxin necessary to neutralize the least fatal dose of a standard toxin that will kill

a guinea pig weighing 250 grams. [Lat., *unus*, one.]

unitarian the'ory. See under *theory*.

univalence (u-niv'al-ens). 1. The condition or property of being univalent. 2. In bacteriology, made from a single strain of an organism, as u. serum.

univalent (u-niv'al-ent). Having a valency of one, i. e., being capable of replacing one atom of hydrogen in a compound. [Lat., *unus*, one, + *valere*, to be worth.]

Unna's paste. Composed of one part of oxid of zinc and two parts each of mucilage of acacia and of glycerin. [*Paul Unna*, German dermatologist, 1850—.]

unsaturated (un-sat'u-ra-ted). Of a compound, not having the total combining capacities of all its elements satisfied; of a solution, not containing its maximum of a soluble body.

unsymmetrical (un-sim-met'rik-al). Of a trisubstituted benzene compound, having two of the replacing radicles attached to two neighboring carbon atoms, and the third to the carbon atom which is not adjacent to either of these two.

u'pas. A poison, especially the u. antiar and u. tieute. **u. antiar**. See *antiar*. **u. tieute**. A poison prepared from a decoction of the root bark of *Strychnos tieute*. It resembles strychnin in its effects. **u. tree**. See *Antiaris toxicaria*, under *Antiaris*. [Malay.]

urachus (u'rak-us). In the embryo, a tubular extension of the walls of the urinary bladder toward and in part through the umbilicus to join the allantois; in the human embryo, it does not generally pass beyond the root of the umbilical cord. In the adult, a ligamentous cord resulting from obliteration of the u. of the embryo connecting the bladder with the front wall of the abdomen. [Gr., *ourachos*, from *ouron*, urine, + *echein*, to hold.]

uracil (u'ras-il). 2-6 dioxypyrimidin, a pyrimidin derivative found in thymus and yeast nucleic acids.

ural, uralium, uralum (u'ral, u-ra'le-um, u-ra'lum). A hypnotic combination of urethane and chloral hydrate. [Lat.]

uramil (u'ram-il). Dialuramid, a crystalline

$$\text{CO} - \text{NH}$$
body, $\text{NH}_2\text{CH} < \begin{matrix} > \text{CO} \\ \text{CO} - \text{NH} \end{matrix}$, which can be obtained from uric acid and other substances.

uramin (u-ram'in). See *guanidin*.

urinal'ysis, urin'alysis. The analysis of urine. See *charts in appendix*, page 893. [Gr., *ouron*, urine, + *analysis*.]

uranate (u-ran-ät). A compound of a metallic oxid with uranium trioxid.

uranic (u-ran'ik). Containing uranium as a hexad radicle.

uranin (u'ran-in). 1. A compound of fluorescein with ammonia. 2. The compound, $\text{C}_{20}\text{H}_{10}\text{O}_5\text{Na}_2$, the sodium salt of fluorescein.

uraniscochasma (u-ran''is-ko-kas'mah). *Obs.* See *cleft-palate*, under *palate*. [Gr., *ouraniskos*, the palate, + *chasma*, cleft.]

uranisconi'tis. *Obs.* Syn.: *palatitis*. Inflammation of the palate. [Gr., *ouraniskos*, roof of the mouth, + *itis*, inflammation.]

uranism, urnism (oo'ran-izm, oor'nizm). Feminism in the male; homosexuality. [Gr., *Urania*, a surname of Venus.]

uranist (u'ran-ist). A person who is the subject of uranism.

uranium (u-ra'ne-um). A metallic element discovered in 1789, eight years after the discovery of the planet Uranus, from which it was named. Symbol, U; sp. gr., 18.33; atomic weight, 240. The acetate has been used topically in coryza, and the nitrate internally in diabetes, but the salts of u. are of but little therapeutic importance.

uranocoloboma (u'ran-o-kol-o-bo'mah). *Obs.* See *cleft-palate*, under *palate*. [Gr., *ouranos*, the palate, + *koloboma*, mutilated part.]

uranoplastic (u'ran-o-plas'tik). Pertaining to uranoplasty.

uranoplasty (u'ran-o-plas-te). The plastic surgery of the palate. See *staphylorhaphy*. [Gr., *ouranos*, the palate, + *plasein*, to mold.]

uranoschisis, uranoschisma (u-ran-os'-kis-is, u-ran-os-kis'mah). See *cleft-palate*, under *palate*. [Gr., *ouranos*, the palate, + *schizein*, to cleave.]

uranoschism (u-ran/os-kism). See *uranoschisis*.

uranosouranic (u-ran-o'su-ran'ik). Containing uranium both as a tetrad and as a hexad radicle.

uranous (u'ra-nus). Containing uranium as a tetrad radicle.

uranyl (u'ran-il). The bivalent radicle, UO_2 , supposed to be present in the uranic compounds. **u. acetate.** The compound $UO_2(C_2H_3O_2)_2 + H_2O$, proposed as a test for albumin. Also used to precipitate glucosids and enzymes. **u. nitrate.** $NO_2(NO_3)_2 + 6H_2O$, appears as greenish yellow crystals. Used as a spray for the throat.

urari (oo-rah're). See *curare*.

urate (u'rate). A salt of uric acid. Some of the u's are present in urine. There are two kinds, the acid and the neutral u's. The neutral u's are easily soluble in water whereas the acid u's are soluble with difficulty. The latter are present in urinary sediment and calculi.

uratic (u-rat'ik). Pertaining to an excess of urates.

uratoma (u-rat-o'mah). A tophus or concretion made up of urates. [*Urate* + Gr., *oma*, tumor.]

urartosis (u-rat-o'sis). The precipitation of crystalline urates in the tissues or fluids of the body.

urea (u-re'ah). Carbamid, or rather carboxyldiamin, $CO(NH_2)_2$, the chief solid constituent of the urine and the principal excretory product containing nitrogen. It is also present in the blood, bile, liver, and muscle. It forms long, colorless, prismatic crystals, melting at $132^\circ C.$, soluble in water and in alcohol. It acts as a base, forming addition compounds

with acids and their salts and with metallic oxids. It is decomposed by heat and moisture, and more slowly by the action of bacteria into normal ammonium carbonate. This process takes place in the urine, constituting its so-called alkaline fermentation and giving to stale urine its peculiar strong ammoniacal odor. U. is also decomposed into cyanogen compounds (cyanuric acid biuret) by the action of dry heat. It is remarkable as being the first organic body that was prepared artificially; Wöhler having accomplished this in 1828 by making the isomeric cyanate of ammonium, and then transforming the latter into u. by allowing it to stand in an alcoholic solution. It has been used medicinally in pulmonary tuberculous disease, and it is an active non-toxic diuretic, which is rapidly eliminated. **u. in urine, Hüfner's method to determine amount of;** see in *appendix*, page 895. **u. in urine, to determine amount of;** see in *appendix*, page 895. **u. nitrate.** A crystalline compound used to isolate urea from the urine. [Gr., *ouron*, urine.]

ureameter (u-re-am'et-er). An apparatus for the quantitative determination of urea.

urease (u're-äs). A standardized preparation of urease, the urealytic enzyme obtained from the soy bean, *Soja hispida*, used in the quantitative estimation of urea in the urine, blood and other body fluids. [*Dunning*.]

urechysis (u-rek'kis-is). Effusion of urine into the cellular tissue. [Gr., *ouron*, urine, + *ekchysis*, a pouring out.]

urein (u-re'in). A name given by W. O. Moor to a yellow, slightly bitter, fatty liquid obtained by evaporating urine, treating the residue with silver nitrate, cooling, and filtering; supposed by him to be the "most characteristic component part of urine." It is probably a concentrated solution of normal urinary constituents and of the reagent used in its supposed isolation.

uremia (u-re'me-ah). A poisoned state of the blood due to defective elimination of the elements of urine, and the condition resulting from this retention; characterized by stupor, urinous breath, and (especially in lying-in women) by convulsions. [Gr., *ouron*, urine, + *aima*, blood.]

uremic (u-re'mik). Pertaining to or due to uremia.

uresin (u-re'sin). Trade name for urotropin dithiocitrate; used as a solvent of uric acid and urates.

uresis (u-re'sis). See *urination*. [Gr., *ouresis*, from *ourein*, to urinate.]

ureter (u-re'ter). The tube continuous with the pelvis of the kidney, which transports the urine to the bladder. It consists of an external fibrous, an internal mucous, and an intervening muscular coat, is about fifteen or sixteen inches in length, of the size of a goose quill, and descends beneath the peritoneum to the point of reflection of the posterior false ligament of the bladder,

- between the folds of which it passes to the side of the bladder along which it runs, and pierces it obliquely about an inch and a half to two inches posterior to the opening of the urethra. [Gr., *oureter*, from *ourein*, to urinate.]
- ureterectomy** (u-re-ter-ek'to-me). Excision of the ureter or of a portion of it. [Gr., *oureter*, the ureter, + *ektome*, excision.]
- ureteric** (u-re-ter'ik). Pertaining to the ureters.
- ureteritis** (u're-ter-i'tis). Inflammation of the ureters. [Gr., *oureter*, ureter, + *itis*, inflammation.]
- uretero-**. Combining form of Gr., *oureter*, ureter.
- ureterolith** (u-re'ter-o-lith). A ureteric concretion. [Gr., *oureter*, ureter, + *lithos*, a stone.]
- ureterolithotomy** (u-re''ter-o-lith-ot'o-me). The removal of a ureteric calculus by a cutting operation. [Gr., *oureter*, ureter, + *lithos*, a stone, + *tome*, cut.]
- ureterotomy** (u're-ter-ot'o-me). An incision into the ureter. [Gr., *oureter*, ureter, + *tome*, cut.]
- uretero-ureterostomy** (u-re''ter-o-u-ter-os'to-me). The operation of implanting one ureter into the other. [Gr., *oureter*, ureter, + *stoma*, the mouth, + *tome*, cut.]
- urethan** (u're-thān). 1. Of Dumas, ethyl carbamate, so called because first regarded as a compound of urea with ethyl carbonate, $\text{NH}_2\text{COOC}_2\text{H}_5$. It acts as a hypnotic. 2. Any one of the carbamates of a hydrocarbon radicle. **u. methane**. Trade name applied to ethylis carbamas [U. S. Ph.].
- urethra** (u-re'thrāh). The tube, consisting of an internal mucous coat and an external coat made up of two layers of muscular fibers, the internal being longitudinal and the external circular, which serves for voiding the urine, and in the male sex for the ejaculation of the semen. In the adult male it is about 9 inches in length and forms a portion of the penis. It is divided into three portions; the prostatic, where it passes through the prostate gland; the membranous, or intermediate part; and the spongy, or that which is surrounded by erectile tissue (the corpus spongiosum). Its mucous lining is freely supplied, except near the meatus urinarius, with a large number of glands (glands of Littre) and pouchlike recesses. Into the prostatic portion the ejaculatory ducts open. Except during the passage of urine or semen it is collapsed, with its longest diameter directed transversely. In the female it is about $1\frac{1}{2}$ inches in length, is highly distensible, and is lodged in the anterior wall of the vagina. **penial u.**, **penile u.** That portion of the u. which is lodged within the penis. **posterior u.** See *prevesical u.* **prevesical u.**, **prostatic u.** The prostatic portion of the u. **u.**, **how to prepare smears from**, see in *appendix*, page 911. [Gr., *ourethra*, from *ourein*, to urinate.]
- urethral** (u-re'thrāl). Pertaining to the urethra.
- urethralgia** (u-re'thrāl'je-ah). Pain in the urethra. [Gr., *ourethra*, the urethra, + *algos*, pain.]
- urethritis** (u-re-thri'tis). Inflammation of the urethra, usually gonorrhoea. **anterior u.** Affecting the anterior part of the u. **catarrhal u.** Non-virulent gonorrhoea. **chronic u.** See *gleet*. **membranous desquamative u.** Chronic u. with desquamation of the urethral mucous membrane. **non-specific u.** U. due to the gonococci cannot be found, as from a gouty diathesis or in diabetes. **papillomatous u.** U. characterized by the development of papillomata in the form of pointed warts in the urethra. **posterior u.**, **prevesical u.** Inflammation of the prostatic urethra. **syphilitic u.** An involvement of the u. in a syphilitic chancre. **traumatic u.** U. caused by foreign bodies, rough catheterism, caustics, and wounds. [Gr., *ourethra*, urethra, + *itis*, inflammation.]
- urethro-**. Combining form of Gr., *ourethra*, urethra.
- urethrocele** (u-re'thro-sēl). A hernialike protrusion of a dilated portion of the urethra (generally into the vagina). [Gr., *ourethra*, the urethra, + *kele*, a tumor.]
- urethrometer** (u-re'throm'et-er). An instrument for measuring the caliber of the urethra. [Gr., *ourethra*, the urethra, + *metron*, a measure.]
- urethroplasty** (u-re'thro-plas-te). The plastic surgery of the urethra. [Gr., *ourethra*, the urethra, + *plassein*, to mold.]
- urethrorrhaphy** (u-re'thror'raf-e). Closure of an abnormal opening into the urethra with sutures. [Gr., *ourethra*, the urethra, + *raphe*, a seam.]
- urethrorrhea** (u-re'thro-re'ah). A non-purulent urethral discharge due to excessive secretion of the urethral glands. [Gr., *ourethra*, the urethra, + *roia*, a flowing.]
- urethroscope** (u-re'thro-skōp). A tubular or fenestrated instrument used to dilate the urethra to permit of examination of its lining membrane. [Gr., *ourethra*, the urethra, + *skopein*, to examine.]
- urethrotome** (u-re'thro-tōm). An instrument for dividing strictures of the urethra. **dilating u.**, **divulsing u.** A combined dilator and u., the two blades of which can be separated equally along their entire length by a screw attachment at the handle, one of the blades carrying the knife in a groove. [Gr., *ourethra*, the urethra, + *temnein*, to cut.]
- urethrotomy** (u-re'throt'o-me). The operation of dividing a stricture of the urethra, either internally or from without. [Gr., *ourethra*, the urethra, + *tome*, a cutting.]
- uretic** (u-re't'ik). 1. Pertaining to urine. 2. Diuretic. [Gr., *ouretikos*, from *ouron*, urine.]
- Urginea** (ur-jin'e-ah). A genus of the *Liliaceae*. **U. maritima**, **U. scilla**,

- Squill, sea onion. Squill is used as a diuretic, expectorant, emetic, and purgative. [Lat., *urgere*, to press.]
- u'ric.** 1. Derived from or contained in the urine. 2. Due to the excessive production of u. acid (e. g., arthritis urica). **u. acid free diet**, see in *appendix*, page 914.
- uricacidemia** (u'rik-as-id-e'me-ah). The presence of a recognizable amount of uric acid in the blood. [Gr., *ouron*, urine, + Lat., *acidus*, acid, + Gr., *aima*, blood.]
- uric-acid-free menus.** See in *appendix*, page 914.
- uricometer** (u-re-kom'et-er). An apparatus for ascertaining the amount of uric acid in urine.
- uridin** (u'rid-in). A nucleosid, isolated by partial hydrolysis of yeast nucleic acid. It contains uracil in combination with d. silver.
- uridrosis** (u-rid-ro'sis). A condition in which the elements of the urine, especially urea, are excreted in the perspiration. [Gr., *ouron*, urine, + *hidros*, sweat.]
- uriform** (u'rif-orm). A proprietary preparation containing hexamethylenamin and certain diuretics.
- urina** (u-re'nah). See *urine*. **u. araneosa.** Urine loaded with cobweblike filaments. **u. cibi, u. digestionis.** Urine voided several hours after digestion. It contains more solids and has a higher specific gravity than at other times. **u. flammea.** High-colored urine. **u. galactodes.** Urine of a milky appearance. **u. potus.** Urine of low specific gravity, which is passed soon after drinking freely. **u. sanguinis.** Urine secreted after a night's rest, and hence not influenced by food or drink. **u. spastica.** Urine secreted during or after spasms (of hysteria, asthma, etc.). It is generally abundant, clear, and limpid, the coloring matter, urea, and sodium chlorid being deficient in quantity. [Lat., from Gr., *ouron*, urine.]
- urinal** (u'rin-al). A receptacle for receiving urine.
- urinary** (u'rin-a-re). Pertaining to, secreting, or containing urine. **u. calculi.** These may contain uric acid and urates, calcium oxalate, phosphates, calcium carbonate, and cystin. **u. pigments.** The u. p. are: urochrome, urobilin, hematoporphyrin, and uro-erythrin. **u. sediments.** These are mainly water, phosphates, uric acid, calcium oxalate, calcium carbonate, calcium phosphate, magnesium and ammonium phosphate, and, more rarely, cystin, tyrosin, xanthin, hippuric acid, hematoidin. [Gr., *ouron*, urine.]
- urination** (u-rin-a'shun). The act of voiding urine.
- urine** (u'rin). The excretion of the kidneys; normally an amber colored, transparent fluid, having an acid reaction, a specific gravity varying from 1.010 to 1.030, a saline taste, and a faint odor. The latter is modified by food and drugs; the specific gravity, color, and reaction vary with the ingestion of food, the character and duration of the occupation, and the temperature. **Benedict's test for sugar in u.**, see in *appendix*, page 894. **chylous u.** U. which is milky in appearance from the presence of fat. See *chyluria*. **diabetic u.** U. containing sugar passed in diabetes. **febrile u.** The high-colored, scanty, acid, and slightly albuminous u. passed during acute febrile affections. **Gmelin's test for bile in u.**, see in *appendix*, page 894. **hysterical u.** See *urina spastica*, under *urina*. **Hüfner's method to determine amount of urea in u.**, see in *appendix*, page 895. **Jaffe's test for indican in u.**, see in *appendix*, page 894. **nervous u.** See *urina spastica*, under *urina*. **u. analysis, how to make a;** see in *appendix*, page 893. **u., how to clear;** see in *appendix*, page 893. **u., how to determine amount of urea in;** see in *appendix*, page 895. **u., how to determine reaction of;** see in *appendix*, page 893. **u., how to obtain sediment in;** see in *appendix*, page 895. **u., how to preserve,** see in *appendix*, page 893. **u., how to take specific gravity of;** see in *appendix*, page 893. **u., how to test for albumin in,** see in *appendix*, page 893. **u., test for acetone in;** see in *appendix*, page 894. **u., test for amount of sugar in;** see in *appendix*, page 894. **u., test for bile in;** see in *appendix*, page 894. **u., test for diacetic acid in;** see in *appendix*, page 894. **u., test for indican in;** see in *appendix*, pages 894, 895. **u., test for sugar in;** see in *appendix*, page 894. [Lat., *urina*, from Gr., *ouron*.]
- urinemia** (u-rin-e'me-ah). Poisoning by the retention of various urinary constituents in the blood. [Lat., *urina*, urine, + Gr., *aima*, blood.]
- uriferous** (u-rin-if'er-us). Producing and conveying urine. [Lat., *urina*, urine, + *ferre*, to bear.]
- uriniparous** (u-rin-ip'ar-us). Urine-producing (said of the cortical portion of the uriniferous tubules). [Lat., *urina*, urine, + *parere*, to produce.]
- u'rinod.** A light yellow oil, C₆H₈O; a toxic substance found in urine by *Dehn* and *Hartman*. (*Jour. Am. Chem. Soc.*, 1914, xxxvi, 2136.)
- urinometer** (u-rin-om'et-er). A hydrometer for measuring the specific gravity of the urine. [Gr., *ouron*, urine, + *metron*, a measure.]
- urinous** (u'rin-us). Like urine. [Lat., *urina*, urine.]
- urisolvin** (u-ris-ol'vin). A compound of urea and lithium citrate; used in the uric acid diathesis.
- uro-** Combining form of Gr., *ouron*, urine; also *oura*, tail.
- urobilin** (u-ro-bi'lin). A derivative, C₃₂H₄₀N₄O₇, of bilirubin formed by the action of nascent hydrogen. It is the most important coloring matter in the urine.
- ur'ning.** See *uranism*.
- urobilinoiden** (u-ro-bil-e-noy'din). A reduction product of hematin, resembling

urobilin, but not identical with it. It occurs in the urine under certain pathological conditions.

urobilinuria (u'ro-bil-in-u're-ah). The presence of an excess of urobilin in the urine. [*Urobilin* + Gr., *ouron*, urine.]

urochrome (u'ro-krom). A yellow pigment, the cause of the yellow color in urine. [Gr., *ouron*, urine, + *chroma*, pigment.]

urodialysis (u'ro-di-al'is-is). 1. See *uropnea*. 2. Decomposition of urine. [Gr., *ouron*, urine, + *dialysis*, a separating.]

uro-erythrin (u-ro-er'ith-rin). A coloring matter found in small quantities in normal urine, but forming a copious deposit in certain febrile conditions, especially acute rheumatism. [Gr., *ouron*, urine, + *erythros*, red.]

urogenital (u-ro-jen'it-al). Having reference both to the urinary and to the genital tract. [Lat., *urogenitalis*.]

urog'enous. Uropoietic, uriniparous.

uroglau'cin. Urocyanin.

urogravimeter (u-ro-grav-im'et-er). Of Thudichum, a urometer. [Gr., *ouron*, urine, + Lat., *gravis*, heavy, + Gr., *metron*, a measure.]

urohematin (u-ro-hem'at-in). 1. Of Harley, uro-erythrin. 2. Of MacMunn, isohematoporphyrin.

urohematoporphyrin (u'ro-hem'at-o-por'fir-in). Hematoporphyrin derived from urine.

u'rol. Urea quinate, used in gout and urinary lithiasis.

urolith (u'ro-lith). A urinary concretion. [Gr., *ouron*, urine, + *lithos*, a stone.]

urolithiasis (u-ro-lith-i'as-is). The formation of urinary calculi, also the condition of the system that results from such formation. [Gr., *ouron*, urine, + *lithiasis*, lithiasis.]

urology (u-ro'l'o-je). The physiology, pathology, etc., of the urine and the urinary system. [Lat., *ouron*, urine, + *logos*, understanding.]

uromelanin (u-ro-mel'an-in). A black coloring matter present normally in urine. [Gr., *ouron*, urine, + *melas*, black.]

urometer (u-rom'et-er). See *urinometer*.

uroncus (u-ron'kus). A tumor containing urine. [Gr., *ouron*, urine, + *ogkos*, tumor.]

uronephrosis (u-ro-nef-ro'sis). Abnormal distension of the pelvis and tubules of the kidney with urine. [Gr., *ouron*, urine, + *nephros*, kidney.]

uronitrotolu (u'ron-i-tro-to-lu'). Syn.: *olic acid*. A substance found in the urine after the ingestion of orthonitrotoluene. It is levorotary in aqueous solution, and on treatment with dilute acids is decomposed into orthonitrobenzyl, alcohol, and glycuronic acid.

urophanic (u-ro-fan'ik). Appearing in the urine. [Gr., *ouron*, urine, + *phanos*, conspicuous.]

urophain (u-ro-fe'in). Of Heller, the ordinary coloring matter of the urine. [Gr., *ouron*, urine, + *phaios*, gray.]

uropherin b (u-ro-fer-in). A trade name

for theobromin and lithium benzoate, containing 47 per cent. of theobromin. u. s. A trade name for theobromin and lithium salicylate.

uropla'nia. A condition in which the elements of urine are present in other parts than the urinary organs. [Gr., *ouron*, urine, + *plane*, a wandering.]

uropoiesis (u'ro-poy-e'sis). The secretion of urine. [Gr., *ouron*, urine, + *poiein*, to make.]

uropoietic (u'ro-poy-et'ik). Pertaining to or concerned in the secretion of urine.

urorosein (u-ro-ro'ze-in). A rose-colored pigment, C₂H₁₀N₂O₈, found in the urine of persons affected with diabetes, chlorosis, osteomalacia, nephritis, carcinoma, etc.

uro Rubin (u-ro-ru'bin). A cherry-red coloring matter found in normal and pathological urines.

uro Rubrohematin (u'ro-ru-bro-hem'at-in). Of Baumstork, a brown urinary pigment obtained from a patient suffering with pemphigus leprosus. [Gr., *ouron*, urine, + Lat., *ruber*, red, + Gr., *aima*, blood.]

uroscopy (u-ros'kop-e). Examination of the urine. [Gr., *ouron*, urine, + *skopein*, to examine.]

urosin (u'ro-sin). Lithium quinate.

urostealthin (u-ro-ste'al-ith). A pseudocalculus consisting of fatty matter combined with lime, forming a kind of soap. [Gr., *ouron*, urine, + *stear*, fat, + *lithos*, a stone.]

urotoxic (u-ro-toks'ik). Pertaining to the toxicity of urine.

urotropin (u-ro-tro'pin). Hexamethylenetetramin, (CH₂)₆N₄, a urinary antiseptic.

uroxanthin (u-ro-zan'thin). See *indoxyl-sulphuric acid*, under *acid*.

ur'sal. A combination of urea and salicylic acid; used in gout and rheumatism.

Urtica (ur-tik'ah). 1. The nettle; a genus of herbs with stinging hairs. 2. Another name for wheal. **U. dioica**. The common (stinging) nettle. The root, herb, and achenes were formerly used, but are of little therapeutic importance. **U. urens**. The dwarf nettle. The herb and fruits (achenes) were formerly used like those of *U. dioica*. [Lat., from *urere*, to burn.]

urticaria (ur-tik'a-re-ah). Hives, nettle rash; an acute or chronic affection of the skin characterized by an eruption of red, elevated, rounded efflorescences of irregular shape and size, which at a certain stage of their development appear blanched in the center and erythematous at the periphery, being then commonly known as wheals. The eruption is attended with intense itching. It is usually transitory, though sometimes disposed to recur. **u. pigmentosa**. Syn.: *xanthelasma*. A rare affection characterized by the development of wheals which are followed by peculiar persistent pigmented macules, papules or nodules. The following varieties are classified by dermatologists. **u. acuta**, **u. bullosa**, **u. chronica**, **u. factitia**, **u. febrilis**, **u. gigans**,

- u. hemorrhagica, u. papulosa, u. perstans, u. pigmentosa** (see *above*), **u. subcutanea, u. subserosa**. [Lat., *urtica*, a nettle.]
- urticular** (ur-tik-a're-al). Pertaining to or resembling *urticaria*.
- Usnea barbata** (uz'ne-ah bar-bah'tah). Necklace moss. Used by homeopathic physicians.
- Ustilago** (us-til-a'go). 1. A genus of the *Basichomycetes*, parasitic on flowering plants. The mycelium penetrates through the intercellular spaces of the host plant and destroys it. 2. Of the U. S. Ph., 1880, see *U. maidis*. **U. maidis, U. maydis**. Corn (or maize) smut; a species which occurs on the stem, grains, and tassel of *Zea maiz*. It is the U. of the U. S. Ph., 1880 (see *ergot of maize*, under *ergot*).
- us'tus**. Burnt, calcined. [Past ppl. of Lat., *urere*, to burn.]
- uterine** (u'ter-in). Pertaining to or associated with the uterus.
- utero-**. Combining form of Lat., *uterus*, womb.
- uterofixation** (u'ter-o-fik-sa'shun). See *hysteropexia*. [Lat., *uterus*, + *figere*, to fix.]
- uterolith** (u'ter-o-lith). A calculus of the uterus. [Lat., *uterus*, + Gr., *lithos*, a stone.]
- utero-ovarian** (u'ter-o-o-va'ri-an). Pertaining to the uterus and the ovary.
- uteropexia** (u'ter-o-pek'se-ah). See *hysteropexia*.
- uteroplacental** (u'ter-o-pla-sen'tal). Pertaining to both the uterus and the placenta.
- uterosacral** (u'ter-o-sa'kral). Pertaining to the uterus and the sacrum.
- uterovaginal** (u'ter-o-vaj'en-al). Pertaining to the uterus and the vagina.
- uterovesical** (u'ter-o-ves'ik-al). Pertaining to or involving the uterus and the urinary bladder.
- uterus** (u'ter-us). The organ of gestation; made up chiefly of muscular fibers and having a cavity lined with mucous membrane continuous with that of the vagina. It is covered before and behind with peritoneum. In the human subject it is situated in the pelvis, with its long axis corresponding to the axis of the pelvic cavity. In the non-gravid state it has the shape of a pear flattened from before backward, and is about three inches long, the upper rounded portion being the fundus carrying at each lateral extremity a cornu where the fallopian tube enters the uterine cavity. It is suspended in the pelvis by the broad ligaments. It is divided into a body and a neck; the latter projects backward and somewhat downward into the vagina. **arcuate u.** One with a depression at the fundus; an incomplete *u. bicornis*. **bicornate u.** Syn.: *u. bicornis, u. bicornatus*. That form of *u.* in which the longitudinal median furrow marking the union of the primitive halves of the organ is more than ordinarily pronounced at the fundus, from the fusion of the horns being somewhat defective. **bilobed u.** See *u. bicornis*. **divided u.** See *u. septus*. **double u.** That malformation of the *u.* in which the two horns are developed, but have not become fused into one organ. See also *u. bicornis* and *u. septus*. **duplex u.** See *double u. fusiform u.* That form of the *u.* in which, during advanced pregnancy, its vertical diameter is the greatest. **gravid u.** A *u.* containing a fecundated ovum. **impregnated u.** See *gravid u.* **incudiform u.** An anvil-shaped *u.* **infantile u.** That abnormality of the *u.* in which it is normally formed, but has been arrested in its development. **inverted u.** The *u.* in a state of inversion. **male u.** See *u. masculinus*. **pregnant u.** See *gravid u.* **retort-shaped u.** A flexed *u.* that has an elongated cervix, giving the organ the appearance of a retort. **twin u.** See *double u.* **u. bicornis**. That malformation of the *u.* in which the two rudimentary lateral halves, or horns, remain more or less separate, instead of coalescing through their whole length. See also *u. bicornis duplex* and *u. bicornis semiduplex*. **u. bicornis duplex**. That variety of double *u.* in which the duplicate formation affects the whole organ. **u. bicornis semiduplex** (or *infrasinplex*), **u. bicornis simplex, u. bicornis unicolis**. A duplex *u.* in which the body alone is double and the cervix is single. **u. bicorpor**. A *u.* consisting of two bodies. **u. biforis**. See *u. bicornis*. **u. bifundalis unicolis**. See *u. bicornis unicolis*. **u. bilocularis, u. bipartitus**. See *u. septus*. **u. cordiformis**. That form of defective development of the *u.* in which the fundus remains depressed, so that the organ has somewhat the shape of the heart of a playing-card. **u. deficiens**. Absence of the uterus. **u. didelphys**. See *double u.* **u. diductus**. That variety of double *u.* in which there are complete independence and divergence of the two halves. **u. duplex**. See *double u.* **u. duplex separatus**. A double *u.* in which there is no connection between the two halves of the organ; associated with double vagina. **u. fetalis**. See *infantile u.* **u. globularis**. A *u.* subseptus with complete fusion of the two lateral halves externally. **u., how to prepare smears from**; see in *appendix, page 911*. **u. imperforatus**. 1. An imperforate *u.* 2. A *u.* that has no cavity at all. **u. masculinus**. A depression in the middle line at the fore part of the verumontanum, into which open the ejaculatory ducts. It is so called, because it is developed from the fused lower ends of the müllerian ducts and is therefore homologous embryologically with the uterus. **u. parvicollis**. Syn.: *u. acollis*. That malformation of the *u.* in which its body is normal, but its neck atrophied or lacking. **u. retroflexus**. See *retroflexion of the uterus*, under *retroflexion*. **u. retroversus**. A retroverted uterus. **u. semipartitus**. See *u. subsep-*

mus. u. septus. That form of defective development of the u. in which, while the two müllerian ducts have united, the partition between them remains wholly or in part. See also *u. septus duplex* and *u. subseptus*. **u. septus duplex.** That variety of u. bilocularis in which there is a division from the fundus to the external os, forming two equal halves. **u. subseptus.** That variety of u. septus in which the dividing wall between the two lateral canals has partly disappeared, leaving the vagina and the cervix single, while the cavity of the body of the u. is double. **u. unicornis.** A one-horned u.; that malformation of the u. in which only one of the two original lateral halves is fully developed, the other being rudimentary or wanting. **u. unilocularis.** That form of double u. in which the cavity of the organ is normally formed, the duplicity appearing only at the fundus on the outside. **u. virilis.** See *u. masculinus*. [Lat., *uterus*, womb.]

utricle (u'trik-l). 1. A little pouch or bag, especially a membranous, closed, sac-like part or organ. 2. The larger of the two vesicles into which the otic vesicle of the embryo is divided by a constriction which at last shuts it off from the sacculus. **primordial u.** 1. The membrane of a cartilage cell directly in contact with the cell. 2. A layer of protoplasm first deposited upon the inner surface of the wall of a cell. **u. of the prostatic portion of the urethra.** See *uterus masculinus*, under *uterus*. **u. of the vestibule.** The vestibular cavity which connects with the semicircular canals. It is imbedded in the recessus ellipticus, and communicates with the semicircular canals by five foramina. It is attached to the wall of the bony vestibule by loose connective tissue. It is surrounded by perilymph and contains endolymph. It consists of a fibrillar *substantia propria* bounded externally by vascular connective tissue and internally by angular pavement epithelium. [Lat., *utriculus*, from *uter*, a leathern bag.]

utricular (u'trik'u-lar). Pertaining to a utricle; bladderlike in appearance; con-

sisting of a utricle or bearing many utricles.

utriculus. See *utricle*. **u. prostaticus.** See *uterus masculinus*, under *uterus*.

uva (u'vah). 1. A grape or cluster of grapes; a grapelike fruit. 2. The uvula. 3. In the pl., *uvae*, raisins, the dried fruit of *Vitis vinifera*. [Lat., *uva*, grape.]

U'va ur'si. 1. The genus *Arctostaphylos*. 2. The *Arctostaphylos u. u.* 3. [U. S. Ph.] Of the Ph's, the leaves of *Arctostaphylos u. u.* The fluidextract of *uva ursi* is official in the U. S. Ph. **infusum uvae u.** A preparation made by infusing u. u. in twenty times as much boiling water for an hour [Br. Ph.] and straining. **u. u. folia.** *Uva ursi* (3d def.) [Br. Ph.].

uvea (u've-ah). The pigmented, or middle, coat of the eye, including the iris, ciliary body, and choroid; usually confined to the choroid. [Lat., *uva*, a bunch of grapes.]

uveal (u've-al). Pertaining to or constituting the uvea.

uveitis (u-ve-i'tis). Inflammation of the uvea, i. e., the iris, ciliary body, and choroid, together. [*Uvea* + Gr., *itis*, inflammation.]

uvula (u'vu-lah). A conical process dependent in the middle line from the soft palate and made up of the azygos uvulae muscle and of elastic and areolar tissue, small acinous glands, and an investment of mucous membrane. **u. bifida.** A fissured state of the u., presenting the appearance of two uvulae. **u. of the cerebellum.** A small projection on the inferior vermiform process of the cerebellum in front of the pyramid and between the amygdalae. **u. vesicae, vesical u.** The posterior part of the caput galli that projects into the prostatic urethra. [Lat., dim. of *uva*, a bunch of grapes.]

uvular (u'vu-lar). Pertaining to the uvula. **uvularia perfoliata** (u-va-la're-ah per-fol-ah'tah). Mealy bellwort. The root was used to make an astringent gargle.

uvulitis (u-vu-li'tis). See *staphylitis*.

uvulotomy (u-vu-lot'o-me). See *staphylotomy*.

V

V. Chemical symbol for the element *vanadium*.

vaccigenous (vak-sij'en-us). Producing vaccine. [*Vaccine*, + Gr., *gennan*, to produce.]

vaccinable (vak'sin-a-bl). Susceptible of successful vaccination.

vaccinate (vak'sin-ät). 1. To inoculate with vaccine virus. 2. To inoculate with any of the preventive or curative vaccines made from such organisms as the typhoid bacillus or the pyogenic micrococci.

vaccina'tion. Inoculation with vaccine

virus as a protective measure against smallpox. Recently the term has been extensively applied to inoculation with various other viruses. **anthracic v.** Inoculation of animals with attenuated cultivations of the anthrax bacillus. **anti-choleraic v.** Inoculation with dead cultures of the *Spirillum cholerae*, to prevent Asiatic cholera. **antiplague v.** Inoculations with dead cultures of *Bacillus pestis*, in order to produce immunity to bubonic plague. **antirabic v.** Protective inoculation against rabies. The virus is in-

oculated from rabbit to rabbit until it attains its maximum virulence. This is known as fixed virus and kills a rabbit in about seven days after subdural inoculation. The spinal cord from a rabbit so killed is dried over sticks of caustic potash. At the end of fourteen days it is practically avirulent. A portion of this cord emulsified in saline solution forms the first injection. Successive injections are made with material from cords dried for shorter and shorter periods until fresh cord is used. **antityphoid v.** Inoculation with dead cultures of the *Bacillus typhosus*, in order to produce immunity to typhoid. **intra-uterine v.** Variolus immunity communicated by the mother to the fetus as the result of her having been successfully vaccinated during pregnancy.

vaccinationist (vak-sin-a'shun-ist). One who supports the practice of vaccination.

vaccinator (vak'sin-a-tor). 1. One who practices vaccination. 2. An instrument used in the process of vaccination.

vaccine (vak'sin). Modern v. is preserved in glycerin and water and the glycerin destroys pyogenic bacteria, avoiding secondary inflammation. 2. Cultures of various bacteria killed by heat or antiseptics and used in the prevention or cure of many diseases. **autogenous v.** A bacterial v. prepared for a particular case from cultures obtained from the patient. **bacterial v.** Killed bacteria in normal salt solution; used in raising the opsonic index of patients infected with the same bacteria. **polyvalent v.** A v. made from several types of the same bacterium. **v. bodies.** See *Cytorrhycetes*. [Lat., *vaccinus*.]

vaccinella (vak-sin-el'lah). A spurious form of vaccinia.

vaccinia (vak-sin'e-ah). Syn.: *cowpox*. A disease of cattle, considered to be a modified form of smallpox. When this infection is communicated to man, either by accident or inoculation by proper methods of vaccination, it produces a marked immunity to smallpox, which in all probability lasts from five to seven years. [Lat., *vacca*, a cow.]

vacciniform. Resembling cowpox.

vaccinum (vak'sin-in). 1. A non-nitrogenous substance obtained from *Vaccinium myrtillus*. 2. The morbid unknown germ of cowpox. 3. Vaccine virus.

vacciniola (vak-sin-e'o-lah). A secondary form of vesicle, appearing after vaccination. [Dim. of *vaccinia*.]

Vaccinium (vak-sin'e-um). The typical genus of the *Vacciniaceae*. Some include in it the cranberries (*Oxycoccus*) as well as the blueberries. **V. myrtillus**, **V. nigrum**. British huckleberry (or bilberry). All parts of the bush, especially the leaves, contain quinic acid. An extract of the fruits has been used in an enema or suppository in dysentery. The fruit was formerly used as a mildly astringent gargle and as a hemostatic. **V. oxycoccus**, **V. oxycoccus**. The cranberry of Europe. The fruits are used as

an astringent, detersive, and antiscorbutic and as a refrigerant in fevers. **V. vitis idaea**. Red huckleberry of Mt. Ida. The leaves and berries were formerly official. The leaves have been used to adulterate *uva ursi* leaves. [Lat., *vaccinus*, pertaining to the cow.]

vaccinize (vak'sin-iz). To vaccinate a subject repeatedly until no further effect is produced (until, as has been thought, the system is saturated with the virus).

vaccinoid (vak'sin-oyd). Spurious or modified vaccination.

vacuole (vak'u-ol). A small air cell or a globular space containing either air or a pellucid liquid. **Auerbach's v.** An 8-shaped, transparent v. formed at the center of the vitellus, according to Auerbach's theory of segmentation, after the disappearance of the original nucleus and as a step preliminary to the formation of the nuclei of the two succeeding segmentation spheres. See *aster*, *amphiaster*, and *tetraster*. **contractile v.** A v. observed in a structureless mass of protoplasm (as in the *Endoplastica*) which slowly fills with a watery fluid and, after reaching a certain size, contracts to obliteration, the process of distention and contraction being repeated rhythmically, after the manner of a systole and diastole. **food v's.** 1. Of Lankester, large v's in the endoderm cells of one of the *Medusae* (*Limnocoelium*). They have been found to contain an albuminous substance supposed to be the product of intracellular digestion. 2. See *gastric v.* **gastric v.** A v. formed in the protoplasm of certain protozoa around a particle of food surrounded with water. **nuclear v.** See *Auerbach's v.* **pulsating v.** See *contractile v.* [Lat., *vacuolum*, from *vacuum*, empty.]

vacuum (vak'u-um). A space entirely devoid of matter (more accurately called an absolute v.), and generally a space exhausted of its air content to a high or the highest degree. **torricellian v.** See *torricellian*. **v. distillation.** A distillation with the aid of a v. By the use of this method water can be made to distil at the ordinary temperature or a slight elevation of it. [Lat.]

vagina (vaj-i'nah). That part of the parturient canal which serves as the organ of copulation, extending from the vulva backward and somewhat upward to terminate in a blind pouch situated in front of the rectum and slightly to the right of it. Its anterior wall, near its posterior extremity, is pierced by the cervix uteri. When the v. is not distended, its anterior and posterior walls are flattened and in contact with each other. Its anterior wall lodges the urethra. **double v.**, **septate v.** A v. divided into two lateral portions by a longitudinal septum. **v. bipartita.** See *double v.* **v. femoris.** See *fascia lata*, under *fascia*. **v., how to prepare smears from the urethra;** see in *appendix*, page 911. **v. subseptata.** A v. that is double for only a portion of its length. [Lat., *vagina*, sheath.]

vaginal (vaj'in-al). Pertaining to the vagina or to a sheath, ensheathing. **v. smears, examination of**; see in *appendix*, page 911. [Lat., *vaginalis*.]

vaginismus (vaj-in-is'mus). Painful spasmodic contraction and hyperesthesia of the vagina. [Lat., *vagina*, sheath.]

vaginitis (vaj-in-i'tis). Syn.: *colpitis*. Inflammation of the vagina. [Lat., *vagina*, sheath, + Gr., *itis*, inflammation.]

vagino-. Combining form of Lat., *vagina*, sheath.

vaginofixation (vaj'in-o-fiks-a'shun). Fixation of the vagina to the sides of the pelvis or to the abdominal wall. [Lat., *vagina*, sheath, + *figere*, to fasten.]

vaginotomy (vaj-in-ot'o-me). See *elytrotomy*. [Lat., *vagina*, sheath, + Gr., *tome*, a cutting.]

vagitus (vaj'it-us). Cry of a newborn child. **v. interuterinus**, **v. uterinus**. Intra-uterine cry; the cry of a fetus while its head is yet within the uterus. **v. vaginalis**. Child's cry heard while its head is in vagina. [Lat., *vagire*, to cry.]

vagotonia (va-go-to'ne-ah). A condition of increased tonus of the autonomic (parasympathetic) nervous system.

va'gus. Uncertain, wandering. **v. nerve**. See *pneumogastric nerve*, under *table of nerves*. [Lat., *vagus*, roving.]

valence, valency (va'lens, va'len-se). The property possessed by an element or a radicle of uniting with the element hydrogen or replacing it in chemical compounds. If the element or radicle replaces or unites with only one hydrogen atom it is univalent; if two, bivalent; if three, trivalent, etc.

valerate (val'er-ät). A salt of valeric acid.

valerian (val'e-re-an). 1. Any plant of the genus *Valeriana*, especially *Valeriana officinalis*. 2. V. root. **v. rhizome, v. root**. Lat., *valeriana* [U. S. Ph.]. The rhizome and rootlets of *Valeriana officinalis*. [Lat., from *valere*, to be strong.]

Valeriana (val-e-ri-an'ah). 1. A genus of the valerians, or valerianworts, which are an order of the *Asterales*. 2. Of the U. S. Ph., Br. Ph., valerian roots and rhizome. **tincturae valerianae**. Of the U. S. Ph., an alcoholic tincture representing 20 per cent. of valerian. **tinctura valerianae ammoniata**. A 20 per cent. tincture of valerian with a menstruum of aromatic spirit of ammonia [U. S. Ph.]. The preparation of the Br. Ph. is essentially similar. **tinctura valerianae etheria**. A preparation made by macerating valerian root for some days with 5 times as much spiritus aethereus. **V. officinalis**. Great wild valerian. It contains oil of valerian and valerianic acid. It is used in hysteria.

valerianic acid (val'er-i-an'ik). See under *acid*.

valeric acid (val'er'ik). See under *acid*.

valeridin (val'er'id-in). The synthetic compound, $C_6H_4(CO_2C_2H_5)NH.C_6H_5O$, said to resemble valerian medicinally.

valerin (val'er-in). A compound of glycerin and valeric acid; a glyceryl valerate.

valerol (val'er-ol). That part of oil of valerian which boils between 205° and 215° C.

valeryl (val'er-il). An old name for the radicle, $C_6H_5.CO$, contained in valerianic acid.

valerylene (val'er'il-ën). The unsaturated compound, $CH_3.C; C:C_2H_5$.

val'gus. 1. Bow-legged. 2. As a n., see *talipes v.*, under *talipes*. **nervous v.** V. of neurotic origin. **paralytic v.** V. caused by paralysis of the muscles of the foot, especially the tibialis anticus. **spasmodic v.** An ephemeral intermittent v. caused by muscular paresis. **spurious v.** *Pes planus*. **statical v.** *Talipes v.* caused by an altered axis of bodily pressure toward the inner side of the foot. **traumatic v.** V. caused by fracture or dislocation of the tibia, or by injury of the tarsal or metatarsal joints, or by cicatrices. [Lat., *valgus*, bow-legged.]

validol (val'id-ol). Menthyl valerianate, $(C_{10}H_{18}O.C_6H_5O)$, containing 30 per cent. of free menthol. It is used in anorexia, in migraine, etc. **v. camphorata**. A 10 per cent. solution of camphor in v.

va'lin. Amido-isovaleric acid, $(CH_3)_2:CH.CHNH_2.COOH$. An amido acid abundantly present in the protein molecule.

vallecula (val-lek'u-lah). A longitudinal depression; specifically, the cerebelli. **v. cordis**. A shallow furrow at the apex of the heart uniting the anterior and posterior longitudinal furrows. **v. Reilii**. The depression between the cerebellar hemispheres which is occupied by the vermiform process. **v. unguis**. The fold of the nail. [Lat.]

Vallet's mass. See *massa ferri carbonatis*, under *ferrum*.

val'lum. An old term for the supercilium. **v. of the circumvallate papillae of the tongue**. An elevation in the mucous membrane of the tongue which surrounds the fossa of the circumvallate papillae. [Lat., *vallum*, a rampart, a palisade, from *vallus*, stake.]

valoid (val'oyd). Syn.: *equivalent extract*. A term applied in the United Kingdom to a class of proprietary pharmaceutical preparations. The v's seem to be nothing more than fluidextracts. [Lat., *valere*, to be worth.]

val'sol. A liquid ointment base containing petrolatum.

valve. A movable flap or fold which acts to close a passage or orifice more or less completely. **aortic v.** The v. situated at the exit of the aorta from the heart. It consists of three semilunar segments, which prevent the reflux of the blood into the heart. **bicuspid v.** See *mitral v.* **cerebral v.** See *v. of Vieussens*. **eustachian v.** A crescentic fold of the lining structure of the fetal heart so situated as to direct the blood entering the right auricle by the inferior vena cava toward the opening of the foramen ovale. In the adult it may be obliterated, it may be reduced to a trace, or it may persist nearly as in the fetus. **Gerlach's v.** See *Gerlach*. **Houston's v.** See *Hous-*

- ton. ileocecal v., ileocolic v.** An incomplete partition divided by a narrow slitlike opening, through which the cavities of the ileum and colon communicate. It is made up of the mucous membrane, its submucosa, and a few muscular fibers.
- mitral v.** A v. situated at the left auriculoventricular opening, consisting of two more or less jointed segments continuous at their attached borders.
- pulmonary v.** The v. in the left ventricle of the heart, at the entrance of the pulmonary artery. It consists of three semilunar segments, and prevents reflux of blood from the heart into the artery.
- pyloric v.** A ringlike elevation of the mucous membrane of the stomach around the pylorus.
- rectal v's.** See *Houston*.
- semilunar aortic v.** See *aortic v.*
- semilunar pulmonary v.** See *pulmonary v.*
- semilunar (or sigmoid) v's of the heart.** Those v's of the heart which consist of three semilunar segments attached by their convex borders.
- tricuspid v.** A v., made up of three triangular segments, situated at the right auriculoventricular opening.
- v's of a vein.** Semilunar folds of the inner coat of the veins, strengthened by connective tissue, with their concave side placed like the inside of a pouch toward the heart, so that when they are filled they retard the backward flow of the blood.
- v. of Thebasius.** A semicircular fold of the endocardium at the entrance of the coronary sinus into the heart.
- v. of the colon.** See *ileocecal v.*
- v. of the foramen ovale.** A thin crescentic valvular fold, situated a little to the left of the foramen, in the embryonic heart, growing forward from the posterior wall of the auricles and projecting into the left auricle. Its office is to prevent the regurgitation of blood from the left auricle into the right one.
- v's of the lymphatics.** Semilunar folds of the inner coat placed opposite each other, as in the veins.
- v's of the rectum.** See *Houston*.
- v. of Vieussens.** A triangular lamina of white nerve substance which bridges over the interspace between the superior cerebellar peduncles, forming a portion of the roof of the fourth ventricle. [Lat., *valva*, a folding door.]
- valvula** (val'vu-lah), pl., *valvulae*. See *valve*.
- v. ceci.** See *ileocecal valve*, under *valve*.
- valvulae conniventes.** Crescent folds of the mucous membrane of the intestine placed transversely to its long axis.
- v. fossae navicularis.** A transverse fold of the mucous membrane at the posterior extremity of the fossa navicularis urethrae.
- v. processus vermiformis.** A mucous fold surrounding the small orifice by which the vermiform appendix opens into the cecum.
- v. pylori.** The valvelike structure of the pylorus.
- v. sacci lacrimalis inferior.** A fold of mucous membrane at the junction of the lacrimal duct and sac.
- v. sacci lacrimalis superior.** A crescentic fold of the mucous membrane of the lacrimal sac below the openings of the canaliculi lacrimales.
- v. vaginae, v. vaginalis.** See *hymen*.
- v. vesicae, v. vesico-urethralis.** A valvular membrane found in middle-aged men at the junction of the internal portion of the urethra and the neck of the bladder. It is formed by hypertrophied prostatic fibers and fibers of the sphincter urethrae. [Lat., dim. of *valva*, a valve.]
- valvulitis** (val-vul-i'tis). Inflammation of one or more of the valves of the heart. [Lat., *valvula*, a valvule, + *itis*, inflammation.]
- valvulotomy** (val-vu-lot'o-me). The operation of incising Houston's valves of the rectum. [Lat., *valvula*, dim. of valve, + Gr., *tome*, a cutting.]
- valyl** (val'il). Diethylamid of valerianic acid, $C_4H_8CON(C_2H_5)_2$.
- v. glycin.** $C_6H_7CHNH_2.CO.NH.CH_2COOH$, a synthetic dipeptid of amidovaleric acid and glyceroll.
- valylene** (val'il-ën). A liquid hydrocarbon, C_8H_6 .
- val'zin.** See *sucrol*.
- vanadate** (van'ad-ät). A salt of vanadic acid.
- vanadic** (van-ad'ik). Containing vanadium as a pentad radicle.
- v. acid.** See under *acid*.
- vanadious** (van-a'de-us). Containing vanadium as a trivalent radicle.
- vanadium** (van-a'de-um). A rare element. Symbol, V. Atomic weight, 51.2. [*Vanadis*, a Scandinavian goddess.]
- vanadiumism** (van-a'de-um-izm). Chronic intoxication caused by the ingestion or absorption of some form of vanadium. [*Vanadis*, a Scandinavian goddess.]
- vanilism** (van-il'izm). A disease occurring among those who sort vanilla pods, due to contact with an insect found on the pods.
- alimentary v.** V. attributed to the ingestion of vanilla. Poisoning with tyrotoxin has erroneously been called v.
- Vanilla** (van-il'lah). 1. A genus of tropical climbing orchids. 2. The fruit of *V. planifolia* from which a tincture, *tinctura vanillae* [U. S. Ph.], is made. Tincture of v. is known popularly as essence of v.
- V. planifolia.** V. plant; indigenous to tropical America, cultivated for its fruit, which forms the bulk of the v. of commerce. It has been used medicinally, but is chiefly employed for flavoring. V. is said by Grasset to produce paralysis of the spinal cord and motor nerves in frogs.
- V. pompona.** A South American species said to yield vanillin. [Span., *vainilla*, a small pod or husk.]
- vanillin** (van-il'in). A substance, $C_8[CHO, H, OCH_3, OH, H, H, H]$, found in the pods of *Vanilla planifolia* and in Siam benzoin, asafetida, and prepared synthetically from enzymol and conifrin. It is used almost exclusively as a flavoring. [U. S. Ph., *vanillinum*.]
- Van't Hoff's law of temperature coefficient.** The l. that in chemical reactions the intensity of the reaction is doubled or more for each rise of 10° in temperature. [*Jacobus Hendricus Van't Hoff*, Dutch chemist, 1852-1911.]
- va'por.** 1. A visible or invisible gas. 2.

See *inhalation* (3d def.). **v. sanguinis.** See *gas of the blood, under gas.*

vaporarium (va-por-a're-um). A vapor bath, also the apartment in which it is administered.

vaporizable (va'por-iz-a-bl). Capable of being converted into vapor.

vaporization (va-por-iz-a'shun). 1. The conversion of a liquid or solid into a vapor by means of heat. 2. Cauterization with steam.

vaporize (va'por-iz). To convert or be converted into vapor.

vaporizer (va'por-i-zer). See *atomizer.*

vaporole (va'por-öl). Of Burroughs, Wellcome and Co., a friable glass capsule containing a drug to be employed for inhalation or fumigation, ensheathed in concentric layers of absorbent cotton, and the whole inclosed in a silken sack.

vaporous (va'por-us). 1. Pertaining to or containing vapor. 2. Of the blood, arterial.

vapors. An old popular term for hysterical and hypochondriacal affections.

fuliginous v. The name given by the ancient writers to supposed deleterious substances exhaled in a vaporous state in the expired air or (Galen) also through the skin, comparable to the invisible vapors or smoke from a furnace.

variation (va-re-a'shun). The act or process of changing in form, character, rate of motion, etc.; also the amount or degree of such change. **negative v. of the muscle or nerve current.** The diminution in the demarcation of a muscle or nerve when stimulated to functional activity, due to the passage of a wave of negativity over the muscle or nerve.

varicella (var-is-el'lah). Chickenpox, a mild infectious disease of children, characterized by an eruption of vesicles on the skin and mucous membranes.

varicoblepharon (var'ik-o-blef'ar-on). A varicose tumor or swelling of the eyelid. [*Varix*, + Gr., *blepharon*, the eyelid.]

varicocele (var'ik-o-sel). An enlarged and tortuous condition of the veins of the pampiniform plexus. **ovarian v.** A varicose enlargement of the veins of the broad ligament. **utero-ovarian v.** V. of the uterine and ovarian veins. [*Lat*, *varix*, varix, + Gr., *kele*, a tumor.]

varicose (var'ik-ös). Pertaining to a varix; of a vein, abnormally dilated. [*Lat*, *varicosus*.]

varico'sis. A varicose state of the veins of a part.

varicosity (var-ik-os'it-e). See *varix* and *varicosis*.

varicotomy (var-ik-ot'o-me). See *circotomy*. [*Varix*, + Gr., *tome*, a cutting.]

variola (va-ri'o-lah). See *smallpox. v. confluens.* V. in which the pustules form and run into each other; a variety that is often but not necessarily malignant. **v. hemorrhagica.** V. (usually of a grave form) associated with hemorrhages into the efflorescences, giving the pustules and crusts a blackish color. [*Lat*, dim. of *varius*, mottled.]

Variolaria (va-re-o-la're-ah). A genus of

lichens. **V. amara.** A species used as an anthelmintic and febrifuge. [*Lat*, *variola*, smallpox.]

variolate (var'e-o-lät). Having markings resembling the pits of smallpox.

variolation, variolization (va-re-o-la'shun, var-e-o-li-za'shun). Inoculation with the virus of unmodified smallpox.

varioid (var'e-o-loyd). Resembling variola; pertaining to the disease v.; as a n., smallpox modified by recent vaccination or by a previous attack of variola. [*Lat*, *variola*, smallpox, + Gr., *eidos*, resemblance.]

variolo vaccine (var-i'ol-o-vak'sen). 1. Pertaining to bovine variola. 2. A vaccine produced by inoculating the heifer with the smallpox virus.

var'ix, pl., varices. Abnormal dilatation of a vein or tortuosity; varicosity. **aneurismal v.** A direct communication between an artery and a varicose vein, without any intervening sac. See also *varicose aneurism* and *aneurism by anastomosis*, under *aneurism*. **arterial v.** A cirroid aneurism, especially one composed of a single dilated and tortuous artery. **lymphatic v.** V. of the lymphatic vessels. **varices gelatinosae.** Nodular accumulations of the gelatinous matter of the umbilical cord. [*Lat*, *varix*, a dilated vein.]

var'us. A deformity characterized by inversion of the foot. [*Lat*, *varus*, bent, stretched, or grown inward.]

vas. Pl., *vasa*. See *vessel. v. aberrans.* A vessel following an anomalous course or occupying an anomalous position. **vasa afferentia.** Vessels conveying blood to a part. **vasa afferentia of the malpighian corpuscles.** Branches of the interlobular arteries of the kidney from which the glomeruli are formed. **v. deferens.** Syn.: *spermatic duct, testicular duct.* The excretory duct of the testicle, a tube about 2 feet long, the upward continuation of the canal of the epididymis. **v. efferens glomeruli.** The efferent vein from a glomerulus of the kidney. **vasa efferentia corporis Malpighii.** The venous twigs which emerge from the glomeruli of the kidney and form a dense network over the walls of the uriniferous tubules. **vasa intestini tenuis.** Small intestinal branches of the mesenteric arteries. **vasa recta of the kidney.** Veins which collect the blood from the substance of the medulla and pass upward to join the arches at the bases of the pyramids. **vasa vasorum.** Small arteries and veins which supply blood to and return it from the coats of arteries, lymphatics, and veins. **vasa vorticosa.** The whorllike arrangement of the veins of the choroid just before they unite into the short, straight trunks which perforate the sclera obliquely to empty into the ophthalmic vein. [*Lat*, *vas*, vessel.]

vascular (vas'ku-lar). Having vessels; richly supplied with blood vessels; pertaining to the circulatory system. **v. glands.** See *hematopoietic glands*, under

gland. v. murmur. See under *murmur*. [Lat., *vascularis*.]

vascularity (vas-ku-lar'it-e). The state of being vascular.

vascularization (vas-ku-lar-i-za'shun). The production or condition of vascularity.

vasculomotor (vas''ku-lo-mo'tor). See *vasomotor*.

vasculose (vas'ku-lōs). See *vascular*.

vasectomy (vas-ek'to-me). Excision of a portion of the vas deferens. [Lat., *vas*, a vessel, + Gr., *ektome*, excision.]

vaselin (vas'el-in). Petroleum ointment; a commercial product for which the official petrolatum is intended as a substitute. **white v.** V. that is freed from impurities by melting and filtering through charcoal.

vasifactive (va-sif-ak'tiv). Forming new red blood vessels in vascular tissue, as in the repair of inflammation. [Lat., *vas*, vessel, + *facere*, to do.]

vasiform (vas'if-orm). Resembling a duct.

va'so-. Combining form of Lat., *vas*, a vessel, i. e., blood vessel.

vasoconstrictor (va''so-kon-strik'tor). Of nerves and drugs, serving to constrict blood vessels.

vasodilator (va-so-dil-a'tor). Causing active dilatation of the smaller arteries (said of certain nerves and drugs). [Lat., *vas*, a vessel, + *dilatare*, to dilate.]

vasoformative (vas-o-form'a-tiv). Connected with the formation of blood or lymph vessels.

vasogen (vas'o-jen). An ointment base said to be oxygenated vaselin; used as a solvent for iodine, creosote, etc.

vasohypotonic (vas''o-hi-po-ton'ik). Pertaining to or causing subnormal vascular tension.

vaso-inhibitory (vas''o-in-hib'it-o-re). Producing or causing inhibition of the action of the vasomotor nerves.

vas'ol. A mixture of liquid petrolatum and ammonium oleate.

vasomotor (va-so-mo'tor). Causing constriction of the smaller arteries; pertaining to or constituting nerves or drugs so acting.

vasoneurosis (va''so-nu-ro'sis). See *angioneurosis*.

vasosensory (va-so-sen'sor-e). Sensory and supplying filaments to the blood vessels.

vasotomy (vas-ot'o-me). Cutting the vas deferens for the cure of prostatic hypertrophy or for epididymitis. [Lat., *vas*, a vessel, + Gr., *tome*, a cutting.]

vastus (vas'tus). See *table of muscles*, under *muscle*. [Lat., *hugē*.]

Vateria (va-te're-ah). A genus of tropical Asiatic trees of the *Dipterocarpeae*.

V. acuminata. A Ceylon tree yielding East Indian dammar. **V. indica**. 1. See *V. acuminata*. 2. A species which is the source of Indian copal. The seeds contain an aromatic fat used in rheumatism, etc. [*A. Vater*, a German botanist.]

vault (vawlt). See *fornix. v. of the cranium*. The upper curved portion of

the cranium. **v. of the vagina**. The upper portion of the vagina. [Lat., *vo-luta*, from *volvare*, to roll, to turn.]

vectis (vek'tis). 1. A lever; in obstetrics, an instrument, usually shaped like one of the blades of an obstetrical forceps, but with only the cephalic curve, used as a lever or tractor. [Lat., *vectis*, a pole, a bar, from *vehere*, to carry.]

vector (vek'tor). 1. A carrier. 2. The animal host transmitting a protozoan disease. [Lat., *vehere*, *vectus*, to carry.]

vegetable (vej'it-ab-l). 1. Pertaining to plants or plant life. 2. Derived from plants or plant life. 3. Any form or species of plant. **v. albumins**. Proteins which have been derived from plants, especially from their seeds. Some of them have been obtained in a crystalline form. **v. globulins**. See under *globulin*. [Lat., *vegetabilis*, quickening.]

vegetarian (vej-it-a're-an). A person who subsists exclusively on vegetable food.

vegetarianism (vej-it-a're-an-izm). The practice of living exclusively on vegetable food; also the doctrine that this is the only kind of food proper for man.

vegetation (vej-e-ta'shun). 1. The vital processes (absorption, circulation, exhalation, assimilation, etc.) on which the life and growth of a plant depend. 2. Plants in general. 3. A growth or deposit upon some portion of the body of a substance or tissue foreign to that part; especially a condylooma acuminatum. **adenoid v's**. V's due to the great hypertrophy of lymphoid tissue in the nasopharynx. These v's are comblike, tongue-shaped, or globular, and are mostly found on the superior pharyngeal wall, but often extend forward into the posterior nares. [Lat., *vegetare*, to quicken.]

vegetative (ve'je-ta-tiv). Pertaining to the organs and processes of growth and nutrition.

vehicle (ve'he-kl). A liquid or solid excipient. An indifferent substance used to dilute the medicinal agent in a prescription or to render the taste agreeable. [Lat., *vehiculum*, from *vehere*, to carry.]

vein (vān). A vessel the function of which is to convey blood toward the heart.

TABLE OF VEINS.

acromiothoracic v. A v. accompanying the artery of like name, and emptying into the axillary v. **alar thoracic v.** A branch of the axillary v. accompanying the alar thoracic artery. **angular v.** A v. formed by the union of the supra-orbital, frontal, superior palpebral, and nasal v's, emptying into the facial v. **anterior auricular v.** A small v. emptying into the temporomaxillary v. **anterior cardiac v's**. Two or three v's on the front of the right auricle and the right border of the heart, emptying separately into the auricle. **anterior ciliary v's**. V's accompanying the anterior ciliary arteries which empty into the ophthalmic v. **anterior ethmoidal v.** A v. accompanying the ante-

rrior ethmoidal artery, and emptying into the ophthalmic v. **anterior intercostal v's.** Small offshoots of the internal mammary v. which accompany the arteries of like name. **anterior jugular v.** A v. formed by branches from the submaxillary region, the lower lip, and the chin, and ending in the external jugular v. or in the subclavian v. **anterior tibial v.** A v. corresponding to the artery of like name; it empties into the popliteal v. **anterior ulnar v.** A v. which returns the blood from the dorsal plexus of the hand to the posterior ulnar v. or the median basilic v. **anterior vertebral v.** A v. arising from a plexus over the cervical vertebrae, receiving branches from the prevertebral and scapular muscles, and emptying into the inferior end of the vertebral v. **anterior vitelline v.** The v. (often two v's) by which the sinus terminalis of the primitive embryonic circulation empties into the posterior vitelline v. **articular v.** A v. that returns blood from the structures of a joint. **ascending lumbar v.** A v. formed by a series of vertical communications between the lumbar v's, and also connecting the lateral sacral, ilio-lumbar, and common iliac v's. It empties into the azygous v. of its side. **axillary v.** A v. that returns the blood from the arm. It is a continuation of the basilic v., and extends from the lower border of the teres major muscle to the outer margin of the first rib. **azygous v.** See *large azygous v., left upper azygous v., and small azygous v.* **basilar v.** A branch of the v. of Galen from the choroid plexus and the base of the brain in the vicinity of the inner side of the crus cerebri. **basilic v.** A v. formed by the union of the median basilic and posterior ulnar cutaneous v's; continuous with the axillary v. **basivertebral v's.** Small v's, reduced to their intima, which ramify in the bodies of the vertebrae and empty into the anterior longitudinal spinal v's. **brachial v's.** V's, one on each side of the brachial artery, which follow its branches and empty into the axillary v. at the lower border of the subscapularis. **brachiocephalic v.** See *innominate v's.* **branchial v's.** The vessels that return the blood from the branchial arches. **bronchial v's.** Small v's receiving the blood from the nutrient arteries of the lungs and bronchial tubes. **buccal v's.** V's returning the blood from the buccal muscles and emptying into the facial v. **capsular v's.** 1. See *suprarenal v's.* 2. Branches of the portal v. which return the blood from the capsule of the liver. **cardiac v's.** V's from the tissue of the heart. **cardinal v's.** The fetal v's which return the blood from the mesonephros, the vertebral column, and the parietes of the trunk; above the latter they become obliterated for the most part. **central v. of the retina.** A branch of the superior ophthalmic v. which returns the blood from the tissues supplied by the branches of

the central artery of the retina. **central v's of the spinal cord.** Two v's, one on each side, in the *substantia gelatinosa centralis* of the spinal cord, which terminate at the upper and lower ends of the cord in a number of small branches. **cephalic v.** A v. formed by the union of the median cephalic and radial cutaneous v's, which passes up along the outer border of the biceps brachii to empty into the axillary v. **cerebral v's.** V's divided into two sets: those which return the blood from the surface of the brain, and those which return it from the ventricles. **choroid v.** A v. which returns the blood from the lateral ventricle and choroid plexus, and unites with the *vena corporis striati* to form the v. of Galen. **ciliary v's.** V's which usually extend from the choriocapillaris in a radiate direction through the choroid, and form the *vasa vorticosa*, five or six in number, which perforate the sclera obliquely at or just behind the equator of the eye, pass into the orbit, and empty into the ophthalmic v. **circumflex v's.** V's accompanying the circumflex arteries. **common facial v.** A v. formed by the union of the facial and temporal v's, emptying into the internal jugular v. **common iliac v.** A v. formed by the union of the external and internal iliac v's. It unites with its fellow to form the inferior vena cava. **common jugular v.** The portion of the internal jugular v. below the entrance of the common facial v. **coronary v.** See *large coronary v.* **coronary v. of the placenta.** A v. which courses along the border of the placenta for more or less of its extent, gathers its blood from radicles in the substance of the placenta, and returns it to the maternal organism by channels leading to the v's of the uterus. **coronary v. of the stomach.** A v. which runs parallel to the coronary artery and empties into the portal v. **deep auricular v's.** V's which return the blood from a portion of the auricle and empty into the temporal v. **deep cervical v.** A branch of the vertebral v., close to its entrance into the innominate v., which returns the blood from the suboccipital region. **deep circumflex iliac v.** A branch of the external iliac v. receiving the blood from the distribution of the deep circumflex iliac artery. **deep femoral v.** A branch of the femoral v. which returns the blood from the parts supplied by the deep femoral artery. **digital v's.** Small v's returning the blood from the parts supplied by the digital arteries. **dorsal spinal v's.** V's returning the blood from the muscles and integument of the back. **dorsal v. of the clitoris.** A v. returning the blood from the clitoris and its vicinity and emptying into the pudendal plexus. **dorsal v. of the penis.** A v. returning the blood from the glans penis and prepuce, the corpus spongiosum, the *corpora cavernosa*, and the overlying skin, and emptying into the prostatic plexus. **dorsal v's of the tongue.** V's which

connect the plexus beneath the mucous membrane of the posterior third of the tongue with the internal jugular or common facial v. **dorsispinal v's.** V's lying on the exterior of the spinal column. **effluent v's of the kidney.** The v's which emerge from the glomeruli of the kidney and form a network on the convoluted tubules. **ethmoidal v's.** The anterior and posterior ethmoidal v's. **external hemorrhoidal v.** A v. following the distribution of the inferior hemorrhoidal arteries and emptying into the hemorrhoidal plexus. **external iliac v.** The continuation of the femoral v. from Poupart's ligament to its junction with the internal iliac v. near the lumbosacral articulation. **external jugular v.** A v. formed by the union of the posterior auricular v. and the posterior part of the temporomaxillary v. and joined by the posterior external jugular, transverse cervical, and suprascapular v's. **external mammary v.** A branch of the axillary v. or subclavian v. accompanying the artery of the same name. **external pudic v's.** V's returning the blood from the parts supplied by the inferior and superior external pudic arteries and emptying into the internal saphenous v. **external saphenous v.** A v. formed by the confluence of v's on the dorsum of the foot. **external spermatic v.** A branch of the external iliac v. running from the inguinal canal. **facial v.** A v. which receives the frontal, supra-orbital, angular, inferior palpebral, superior labial, deep facial, buccal, submental, submaxillary, and inferior palatine v's, and empties into the common facial v. **femoral v.** The continuation upward of the popliteal v. above the opening in the adductor magnus to Poupart's ligament, where it terminates in the external iliac v. **frontal v.** A v. which returns the blood from the upper surface of the head and forehead, emptying into the facial v. **funicular v.** The umbilical v. **gastric v's.** Branches of the splenic v. running from the left extremity of the stomach. **gastroduodenal v.** A branch of the right gastro-epiploic v. running from the pancreas and duodenum. **gastro-epiploic v's.** The right and left gastro-epiploic v's. **gluteal v.** A branch of the internal iliac v. following the ramifications of the gluteal artery. **hemorrhoidal v's.** The external, inferior, middle, and superior hemorrhoidal v's. **hepatic v's.** A number of v's, usually in three sets, which empty into the inferior vena cava, where it lies in its fissure. They arise in the substance of the liver as the interlobular v's. **hyaloid v.** A v. accompanying the hyaloid artery. **iliac v's.** The common external and internal iliac v's. **lilolumbar v's.** V's from the posterior part of the abdominal wall, the muscles of the back, and the spinal canal, which empty into the common iliac v. **inferior cerebellar v's.** V's from the lower surface of the cerebellum which enter the inferior petrosal and the occip-

ital sinuses. **inferior cerebral v.** A v. which receives the blood from the lower surface of the cerebrum and empties into one or another of the sinuses at the base of the skull. **inferior dental v.** A v. which returns the blood from the parts supplied by the inferior dental artery into the pterygoid plexus. **inferior hemorrhoidal v.** A v. which returns the blood from the parts supplied by the artery of like name and empties into the internal iliac v. **inferior labial v's.** Two or three v's which collect the blood in the lower lip and empty into the submental branch of the facial v. **inferior laryngeal v.** A branch of the inferior thyroid v. which receives the blood from the lower part of the larynx. **inferior mesenteric v.** A branch of the portal or the splenic v. which returns the blood from the distribution of the inferior mesenteric artery. **inferior thyroid v's.** V's whose radicles form a plexus on the anterior surface of the larynx, returning the blood from the thyroid gland, the lower part of the larynx, the trachea, and the esophagus, and emptying, one on each side, into the innominate v's. **innominate v's.** The large v's, one on each side, formed by the union of the subclavian and internal jugular v's behind the sternoclavicular articulations. They unite on the right side a little below the cartilage of the first rib to form the superior vena cava. **intercostal v's.** Branches of the large and small azygous v's and the superior intercostal v's which accompany the arteries of the same name. **internal cerebral v.** A v. formed by the union of the choroid v. and the vena corporis striati, which is continuous with the v. of Galen of its own side when there are two, but converging to form the v. of Galen when it is single. **internal iliac v.** A short trunk which lies behind the internal iliac artery, receives the blood from the v's corresponding to the branches of that vessel, and unites near the margin of the pelvis with the external iliac v. to form the common iliac v. **internal jugular v.** A large v. which is continuous above with the lateral sinus and joins below with the subclavian v. to form the innominate v. Its most important branches are the lingual, pharyngeal, occipital, laryngeal, and superior thyroid v's. **internal mammary v.** A branch of the innominate v. receiving small v's from the costal region. **internal maxillary v.** A v. which returns the blood from the pterygoid plexus, and empties into the temporal v. **internal pudic v.** A v. emptying into the internal iliac v. or into the pudendal plexus formed by the union of a number of small v's from the perineum, scrotum, and anus. It accompanies the internal pudic artery. **internal saphenous v.** A v. which, beginning in a plexus upon the dorsal aspect of the foot, runs upward in front of the inner ankle and along the inner side of the leg to the internal condyle of the femur, be-

hind which it passes to ascend upon the inner side of the thigh to the saphenous opening, through which it passes to empty into the femoral v. a little below Poupert's ligament. **internal spermatic v.** A v. (sometimes one of several) that returns the blood from the testicle. **labial v.** A branch of the facial v. from the region of the lip. **lacrimal v's.** V's from the upper eyelid and lacrimal gland which accompany the lacrimal artery and empty into the palpebral and ophthalmic v's. **large azygos v.** A v. of the right side which arises opposite the first or second lumbar vertebra by a branch from one or more of the lumbar v's, the renal v's, or the inferior vena cava. It perforates the diaphragm in company with the aorta and ends in the superior vena cava close to the pericardium. It receives the nine or ten lower right intercostal v's, the small azygos v., the right bronchial v., and small v's from the thoracic cavity. **large coronary v. (of the heart).** A v. which arises upon the anterior surface of the apex of the heart, and terminates in the left end of the coronary sinus. **laryngeal v.** A branch of the internal jugular v., or of one of its branches. **lateral sacral v's.** V's which receive the blood from the lateral sacral arteries and, with the middle sacral v's, form the anterior sacral plexus. **lateral vitelline v's.** Those two of the vitelline v's which, arising laterally, accompany the trunks of the large arteries of the primitive embryonic circulation. **left gastro-epiploic v.** A v. from the great curvature of the stomach which empties into the splenic v. **left lower azygos v.** See *small azygos v.* **left upper azygos v.** An inconstant v. which receives those of the intercostal v's below the superior intercostal v. of the left side that do not empty into the small azygos v. When it is absent its place is supplied by the left superior intercostal v. **lingual v.** A branch of the internal jugular or facial v. which anastomoses freely with the v's of the vicinity and returns the blood from the tongue, the sublingual and submaxillary glands, and the floor of the mouth. **longitudinal spinal v's.** The anterior and posterior longitudinal spinal v's. **long thoracic v.** A branch of the axillary v. accompanying the branches of the external mammary artery. **lumbar v's.** V's accompanying the lumbar arteries and emptying into the inferior vena cava. **masseteric v's.** Branches of the facial v. from the masseter muscle. **median basilic v.** The innermost of the two terminal branches of the median cutaneous v. **median cephalic v.** The outer and smaller of the two terminal branches of the median cutaneous v. **median v.** A short v. upon the anterior surface of the forearm which divides at the bend of the elbow into the median basilic v. and the median cephalic v. **mediastinal v's.** The anterior and posterior mediastinal v's. **mental v.** A branch of the anterior

jugular v. running from the chin. **mesenteric v's.** The inferior and superior mesenteric v's. **middle cardiac v.** The largest of the v's on the posterior surface of the heart. It lies in the groove between the ventricles, and empties into the right extremity of the coronary sinus. **middle cerebral v.** A v. accompanying the middle cerebral artery and emptying into the cavernous or sphenoparietal sinus. **middle hemorrhoidal v's.** Small v's which connect the hemorrhoidal plexus with the internal iliac v. **middle meningeal v.** A v. accompanying the middle meningeal artery. **middle sacral v.** A v. on the anterior surface of the sacrum, returning the blood from the middle sacral artery and emptying into the left common iliac v. or the inferior vena cava. **middle temporal v.** A v. which arises in the vicinity of the eyebrow, communicates with the supra-orbital and frontal v's, receives the palpebral v's and branches from the temporalis, and unites with the superficial temporal v. over the temporal portion of the zygomatic arch. **middle thyroid v.** A branch of the lower portion of the internal jugular v. which returns the blood from the lower portion of the lateral lobe of the thyroid gland and receives twigs from the trachea and larynx. **obturator v.** A branch of the internal iliac v. which returns the blood from the distribution of the obturator artery. **occipital v.** A branch of either the external or internal jugular v. which arises in a plexus in the occipital region. **ophthalmic v.** A large v. which commences the frontal v. at the inner angle of the orbit, and passes out of the orbit through the inner extremity of the sphenoidal fissure to empty into the cavernous sinus. **orbital v's.** Branches of the ophthalmic v. and the vena ophthalmica externa running from the tissues in the orbit. **ovarian v.** A v. following the same course as the ovarian artery and emptying into the vena cava or renal v. **palatine v.** A branch of the facial v., or of one of its branches, returning the blood from the vicinity of the tonsil and soft palate. **pancreatico-duodenal v's.** Branches of the superior mesenteric v. running from the head of the pancreas and from the duodenum. **pancreatic v.** A branch of the splenic v. running from the pancreas. **pharyngeal v's.** Branches of the internal jugular (occasionally of the superior thyroid or lingual) v's which form a plexus in the walls of the pharynx. **phrenic v's.** Small branches of the inferior vena cava which accompany the phrenic arteries. **plantar v's.** The deep v's of the sole of the foot. **popliteal v.** A v. formed by the union of the anterior and posterior tibial v's near the lower border of the popliteus. It receives small branches in the popliteal space and also the external saphenous v. **portal v.** A v. from three to four inches long, formed by the union of the splenic and superior mesenteric v's, which conveys the blood

from the chylopoietic organs to the liver **posterior auricular v.** A branch of the temporomaxillary v. which receives the blood from the back part of the external ear and its vicinity. **posterior cardiac v's.** Three or four v's which run on the posterior surface of the ventricles and empty into the coronary sinus at its lower border. **posterior ciliary v's.** V's which collect the blood from the choroid, pass out through the sclera midway between the cornea and the optic nerve, and empty into the ophthalmic v. **posterior dental v.** A branch of the internal maxillary v. accompanying an artery of the same name. **posterior ethmoid v.** A branch of the ophthalmic v. accompanying an artery of the same name. **posterior external jugular v.** A v. which collects blood from the occipital region and from the integument and superficial muscles of the back of the neck, and empties into the external jugular v. **posterior tibial v's.** Two v's following the distribution of the posterior tibial artery and emptying into the popliteal v. **posterior ulnar (cutaneous) v.** A v. which begins on the back of the hand by a number of vessels which unite to form the vena salvatella, and run up on the posterior aspect of the ulnar border of the forearm to unite with the anterior ulnar cutaneous v. **pulmonary v's.** Four (occasionally five) v's which return the aerated blood from the lungs to the left auricle of the heart, into the posterior portion of which they open. **radial (cutaneous) v.** A v. which arises in a plexus on the posterior surfaces of the thumb and index finger and ascends upon the radial border of the forearm, where it unites with the median cephalic v. **ranine v.** A branch of the internal jugular, facial, or lingual v., which arises at the apex of the tongue and runs superficially on its lower surface close to the frenum, in company with the ranine artery. **renal v.** A short v. with a large lumen which returns the blood from the kidney into the inferior vena cava. **right gastro-epiploic v.** A branch of the superior mesenteric v. running from the right extremity of the stomach. **sciatic v.** A v. which collects the blood from the parts supplied by the sciatic artery and empties into the internal iliac v. **small azygous v.** A v. which arises from one or two lumbar v's and the renal, suprarenal, or spermatic v. of the left side, and empties into the right azygous v. after crossing the vertebral column over the ninth dorsal vertebra. It receives a varying number of the lower intercostal v's, also small v's from the thoracic cavity. **small cardiac (or coronary) v.** A v. which receives the blood from the posterior portion of the right auricle and ventricle of the heart, and empties into the right extremity of the coronary sinus. **spermatic v's.** The external and internal spermatic v's. **sphenopalatine v.** A v. from the sphenoid bone and palate,

emptying into the pterygoid plexus. **spinal v's.** The venous plexuses placed upon and within the vertebral column. **splenic v.** A large branch of the portal v. which returns the blood from the spleen, the pancreas, the duodenum, part of the rectum, the descending colon, and the larger part of the stomach and omentum; formed by the union of several vessels which emerge from the spleen. It receives the gastric and left gastro-epiploic v's and a number of unnamed vessels from the intestines, etc. **stylomastoid v.** A v. accompanying the stylomastoid artery and emptying into the posterior auricular v. **subclavian v.** A large v., the continuation of the axillary v., extending from the upper margin of the serratus anticus major to the inner end of the clavicle, where it unites with the internal jugular v. to form the innominate v. It receives the anterior and external jugular and the vertebral v's. **subscapular v.** A branch of the axillary v. accompanying the distribution of the subscapular artery. **superficial circumflex iliac v.** A v. returning the blood of the artery of like name, and emptying into the internal saphenous v. **superficial epigastric v's.** Branches of the internal saphenous v. running from the superficial epigastric region. **superficial external pudic v.** A branch of the internal saphenous v. corresponding to the inferior external pudic artery. **superficial temporal v.** A v. made up of the posterior auricular v's and their branches. **superficial ulnar v's.** The anterior and posterior ulnar v's. **superior auricular v's.** Branches of the external jugular v's running from the cranial aspect of the auricle and the side of the head. **superior cerebellar v's.** Branches of the straight or transverse sinus or of the v. of Galen running from the upper surface of the cerebellum. **superior cerebral v's.** Ten or twelve v's lying mostly in the sulci of the upper part of the cerebrum and emptying into the superior and inferior longitudinal sinuses. **superior epigastric v.** A branch of the internal mammary v. which accompanies the superior epigastric artery. **superior hemorrhoidal v.** A branch of the inferior mesenteric v. which returns the blood from the upper half of the rectum. **superior intercostal v's.** V's which return the blood from the upper three or four intercostal spaces. **superior labial v.** A branch of the facial v. which returns the blood from the upper lip. **superior mesenteric v.** A large v. which by its union with the splenic v. forms the portal v. It lies on the right side of and a little in front of the superior mesenteric artery, accompanying its branches and returning the blood from the parts supplied by them. **superior palpebral v's.** Branches of the facial v. running from the upper eyelid. **superior phrenic v's.** Branches of the innominate v's running from the dia phragm. **superior thoracic v.** A

branch of the axillary v. which returns the blood from the parts supplied by the superior thoracic artery. **superior thyroid v.** A branch of the internal jugular v. which arises by branches in the thyroid gland which anastomose freely with the v's of the vicinity. **supra-orbital v.** A branch of the facial or frontal v. which lies beneath the occipitofrontalis, running in toward the eyebrow. **suprarenal v's.** V's running from the suprarenal capsules. That of the right side empties into the vena cava, that of the left into the phrenic or renal v. of the same side. **suprascapular v.** A branch of the external jugular v., near its termination, which accompanies the suprascapular artery and its branches. **systemic v's.** The v's which return the blood to the right auricle of the heart from all the tissues and organs except the lungs and chylopoietic organs. **temporal v.** A v. formed by the union of the superficial and middle temporal v's and joining with the internal maxillary v. to form the temporomaxillary v. **temporomaxillary v.** A v. formed by the union of the temporal and internal maxillary v's near the neck of the lower jaw. It divides near the angle of the jaw into two branches, one of which goes to the facial v., the other to the external jugular v. **thymic v's.** Branches of the right and left innominate v's (especially of the former) running from the thymus gland. **thyroid v's.** The inferior, middle, and superior thyroid v's and the vena thyroidea ima. **transverse cervical v.** A branch of the transverse cervicoscapular v. which receives blood from the deep lateral cervical muscles. **transverse cervicoscapular v.** A v. formed by the union of the transverse cervical and scapular v's. It lies beneath the trapezius and empties normally into the subclavian v., occasionally into the external jugular v. **transverse facial v.** A branch of the temporal v. which accompanies the branches of the transverse facial artery. **transverse scapular v.** A branch of the transverse cervicoscapular v. which receives blood from the posterior and upper scapular regions. **ulnar v.** A branch of the brachial v. accompanying the branches of the ulnar artery. **umbilical v's.** Two v's, a right and a left, made up of radicles arising in the chorionic villi of the placenta, and formed in the embryo at the time of the development of the allantoic circulation. Uniting to form a short trunk, they return the blood from the placenta into the meatus venosus. **uterine v's.** Branches of the internal iliac v. which accompany the uterine arteries and form a plexus in the walls of the uterus. **v's of Galen.** Two v's, one on each side, which are continuations of the internal cerebral v's. Often they are replaced by a single vessel, then called the v. of Galen, which sometimes is separated by a longitudinal septum into two. **v. of the corpus cavernosum.** A v. which returns the

blood from the corpus cavernosum and empties into the internal pudic v. **v's of the corpus spongiosum.** V's carrying blood from the corpus spongiosum to the dorsal v. of the penis. **vertebral v.** A branch of the subclavian v., near its termination, which arises in the suboccipital region and accompanies the vertebral artery. **vitelline v's.** Several venous trunks of the primitive embryonic circulation which carry the blood from the sinus terminalis to the meatus venosus. [Lat., *vena*, vein.]

velamen (ve-la'men). A covering; a veil; in the pl., *velamina*, the meninges of the brain. **v. vulvae.** See *pudendal apron*, under *apron*. [Lat., *velare*, to cover.]

velamentous (vel-am-en'tus). Resembling a veil or a cover. **v. insertion.** A condition in which the vessels uniting to form the umbilical cord run, for a considerable distance, from the surface of the placenta in the chorion before forming the cord. [Lat., *velum*, a veil, from *velare*, to cover.]

velamentum (vel-am-en'tum). A covering or investment. **v. abdominale.** See *peritoneum*. **velamenta cerebri.** The cerebral dura, pia, and arachnoid. **v. nativum.** The skin, the common integument. [Lat., from *velare*, to cover.]

veld sore. An infected ulcerating lesion of the skin, which has come into notice since its frequent occurrence in British soldiers in Africa during the Boer war. An ecthyma, exaggerated in its symptoms by the heat and dirt of semitropic conditions.

vellarin (vel'lar-in). A substance obtained from *Hydrocotyle asiatica*. It causes gastro-enteritis when administered to animals by the mouth.

Vella's fistula. A modification of Thiry's f. in which the isolated segment of intestine has both ends stitched to the abdominal wound so that both ends shall remain open instead of but one end.

vellolin (vel'lo-lin). A purified adeps lanae.

vellosin (vel'lo-sin). The compound $C_{23}H_{28}N_2O_4$, said to resemble brucin in physiological action.

veloporphyre (vel-o-por'fir-e). A cylindrical apparatus used for mixing fatty bodies intimately by means of a solid ball which rolls inside it.

ve'lum. A veil or curtain; a membrane or other thin structure serving as a covering or partition. **anterior medullary v.** See *valve of Vieussens*, under *valve*. **inferior medullary v., posterior medullary v.** A lamina of gray nerve substance which stretches across the fourth ventricle from the sides of the uvula to the amygdalae. **v. confine.** A close irregular plexus formed by the spongioblasts at the junction of the gray with the white matter of the brain. **v. flocculi, v. interjectum cerebelli.** See *posterior medullary v.* **v. interpositum.** A fold of pia situated just beneath the fornx, which extends over the third ventricle and the optic thalami. Its borders are vascular fringes

which constitute the choroid plexuses of the lateral ventricles. **v. medullare anterius.** See *valve of Vieussens*, under *valve*. **v. medullare cerebelli, v. medullare posterius** (or **posticium**). See *posterior medullary v.* **v. medullare superius.** See *valve of Vieussens*, under *valve*. **v. palati, v. palatinum.** The incomplete partition between the mouth and the pharynx which is suspended from the posterior margin of the hard palate. [Lat., *velum*, veil, sail, from *vehere*, to carry.]

vena (ve'nah). See *vein*. **inferior v. cava.** A large vein which collects the blood from the lower limbs and the abdomen. It starts from the junction of the common iliac veins and ends in the right auricle of the heart. **superior v. cava.** A large vein which carries the blood from the head and neck, the upper limbs, and the walls of the thorax to the heart. It originates in the union of the right and left innominate veins. **v. anguli oris.** A branch of the facial vein leading from the angle of the mouth. **v. aqueductus cochleae.** One of the *venae auditivae internae* running from the aqueduct of the cochlea. **venae articulares genu.** Branches of the popliteal vein running from the knee joint. **venae ascendentes columnae vertebralis.** The anterior and posterior longitudinal spinal veins. **v. auditiva.** A branch of the inferior petrosal sinus that returns the blood from the distribution of the auditory artery. **venae auditoriae internae.** Branches of the superior petrosal and transverse sinuses which convey the blood from the internal ear. **v. azygos cerebelli posterior.** One of the inferior cerebellar veins that returns the blood from the vermis posterior. **v. azygos conarii.** A branch of the vein of Galen running from the conarium. **venae bronchiales anteriores.** Branches of the innominate veins running from the bronchi. **venae bronchiales posteriores.** Branches of the superior intercostal veins running from the bronchi. **venae bulbosae** (or **bulbo-urethrales**). Branches of the pudendal plexus running from the bulb of the urethra. **venae calcaneae.** Veins running from the heel to the posterior tibial veins. **venae cavernosae.** Branches of the pudendal plexus running from the corpora cavernosa of the penis. **venae cerebelli superiores laterales.** The most external of the superior cerebellar veins. **venae cerebelli superiores mediae.** Those of the cerebellar veins that have a median situation. **venae cerebrales inferiores.** Branches of the cavernous, circular, or petrosal sinus from the lower surface of the cerebrum. **venae cerebrales laterales.** Veins from the lower lateral portions of the cerebrum emptying into the cavernous, circular, or petrosal sinus. **v. circumflexa brachii posterior.** A branch of the axillary vein accompanying the posterior circumflex artery of the arm.

venae circumflexae femoris. Branches of the *v. profunda femoris* accompanying the external and internal circumflex arteries of the thigh. **venae circumflexae penis.** Branches of the dorsal vein of the penis running from the lateral portions of the organ. **v. colica dextra.** A branch of the superior mesenteric vein that returns the blood from the distribution of the right colic artery. **v. colica sinistra.** A branch of the superior mesenteric vein that returns the blood from the distribution of the left colic artery. **v. communicans magna.** A vein connecting the middle cerebral vein and the superior petrosal sinus. **v. communicans ulnaris.** A branch of the basilic vein which communicates with the *arcus volaris carpi venosus profundus*. **venae communicantes obturatoriae.** Two veins into which the dorsal vein of the penis sometimes divides, that empty into the obturator veins. **venae corporis callosi anteriores inferiores.** Branches of the *v. corporis striati* running from the corpus callosum. **venae corporis callosi posteriores inferiores.** Veins running from the posterior and superior part of the corpus callosum, and emptying into the cavernous or inferior longitudinal sinus. **v. corporis striati.** A vein which aids in forming the internal cerebral vein and returns the blood from the corpus striatum. **v. diploica frontalis.** A vein from the diploë of the frontal bone which empties either into the superior longitudinal sinus or into the frontal vein. **v. diploica occipitalis.** A vein from the diploë of the tabular portion of the occipital bone which empties into the torcular Herophili, the transverse sinus, or one of the occipital veins. **v. diploica temporalis anterior.** A vein from the diploë of the temporal bone which empties into the sphenoparietal sinus or some vein over the temporal bone. **v. diploica temporalis posterior.** A vein from the diploë of the posterior portion of the temporal bone which empties into the superior longitudinal or the cavernous sinus or the deep auricular vein. **v. dorsalis pedis externa.** A superficial dorsal vein in the first metatarsal space. **v. dorsalis pedis interna.** A superficial dorsal vein in the fourth metatarsal space. **venae dorsales nasi.** Branches of the angular vein running from the dorsum of the nose. **venae dorsales pedis.** Veins forming a plexus on the dorsum of the foot. **venae dorsales penis subcutaneae.** Small veins running from the prepuce and skin of the dorsum of the penis. **venae profundae brachii.** Branches of the axillary vein which accompany the inferior and superior profunda arteries of the arm. **venae profundae clitoridis.** Branches of the pudendal plexus running from the clitoris. **venae profundae crurales et femorales.** The veins that return the blood from the deep structures of the leg and thigh. **v. profunda penis.** A branch

of the pudendal plexus running from the deep portions of the penis. **venae pterygoideae**. Branches of the internal maxillary plexus running from the pterygoid muscles. **v. pulmonalis dextra inferior**. A vein running from the lower lobe of the right lung to the right pulmonary vein. **v. pulmonalis dextra media**. An occasional vein running from the middle lobe of the right lung to the right pulmonary artery. **v. pulmonalis dextra superior**. A vein running from the middle and upper lobes (occasionally from the latter alone) to the right pulmonary vein. **v. pulmonalis sinistra inferior**. The lower of the two vessels which unite to form the left pulmonary vein. **v. pulmonalis sinistra superior**. The upper of the two vessels which form the left pulmonary vein. **v. pylorica**. A branch of the portal vein, or of one of its branches, that returns the blood from the pylorus. **v. saci lacrimalis**. A branch of the ophthalmic vein running from the lacrimal sac. **venae scrotales anteriores**. Branches of the internal saphenous vein running from the anterior portion of the scrotum. **venae scrotales posteriores**. Branches of the internal iliac vein running from the posterior portion of the scrotum. **v. semino-urethrosacralis**. A branch of the internal iliac vein connected with the pudendal plexus. It receives veins from the seminal vesicles and one emerging from the second anterior sacral foramen. **v. septi lucidi**. A vein which enters the anterior extremity of the septum lucidum and runs backward along its lower edge to anastomose with the *v. corporis striati*. **v. spinalis mediana posterior**. A vein running along the middle of the posterior aspect of the spinal cord. **venae spinales propriae**. The veins running from the substance of the spinal cord. **venae spinales propriae laterales**. Small veins running along the posterolateral surfaces of the spinal cord. **venae stellatae**. Numerous small groups of venous radicles on the surface of the kidney, which converge, unite, penetrate the renal substance, and form the beginnings of the interlobular renal veins. **v. stylo-mastoidea**. A branch of the temporal vein running from the mastoid region. **venae subvertebrales laterales**. A collective name for the veins in front of and on each side of the vertebral column (i. e., the large, small, and left upper azygos, superior intercostal, external vertebral, internal jugular, ilio-lumbar, and lateral and middle sacral veins). **v. sulci centralis**. A vein in the central fissure of the brain which empties into the superior longitudinal or transverse sinus. **v. thyroidea ima**. An unpaired vein running from the isthmus of the thyroid gland and emptying into the left innominate vein. **v. tonsillaris**. A branch of the facial vein, or of one of its branches, running from the venous plexus around the tonsil. **venae vasorum**. Veins that return blood from the walls of blood vessels.

venenific (ven-en-if'ik). Poison-producing. [Lat., *venenum*, poison, + *facere*, make.]

venenous (ven'en-us). Poisonous or toxic. [Lat., *venenosus*.]

venereal (ven-e're-al). Pertaining to or arising from sexual intercourse. [Lat., *venereus*, from *Venus*, the goddess of love.]

venery (ven'er-e). Sexual intercourse.

venesection (ven-e-sek'shun). Blood-letting by opening a vein. [Lat., *vena*, a vein, + *sectio*, a cutting.]

Venetian turpentine, Venice turpentine. See under *turpentine*.

ven'om. A poison; especially one secreted by a serpent. There are a large number of distinct substances in *v.*, including neurotoxins, agglutinins, hemolysins, leukolysins, hemorrhagins, antibactericidal substances and poisonous substances. **snake v.** This is usually a pale, clear fluid of an acid reaction, containing albumin, globulin, and a non-nitrogenous poison called ophiotoxin.

venomous (ven'om-us). Pertaining to or characterized by venom; secreting venom.

venosclerosis (ve-no-skle-ro'sis). Induration of a vein. [Lat., *vena*, vein, + Gr., *skleros*, hard.]

venosity (ve-nos'it-e). A condition of the blood in which it contains less than the normal proportion of oxygen (i. e., is venous in the systemic arteries). It is due to a deficient aëration of the blood in the lungs, and often occurs in physiological experiments by a cessation of the use of the bellows supplying air to the lungs.

venous (ve'nus). 1. Pertaining to the veins or their contents. 2. Pertaining to blood containing a relatively large amount of carbon dioxide and a relatively small amount of oxygen. See *v. blood*, under *blood*. **v. murmur**. See under *murmur*. [Lat., *venosus*, from *vena*, a vein.]

ven'ter. See *abdomen*. **v. of the ilium**. The broad expanded portion of the innominate bone. **v. scapulae**. The broad expanded portion of the scapula. [Lat., *venter*, belly.]

ventilation (ven-til-a'shun). The act or process of supplying fresh and pure air (e. g., to a chamber or to the lungs).

lung v., pulmonary v., pulmonic v. The constant supply of pure air to the lungs and the removal of vitiated air by the processes of inspiration and expiration. **respiratory v.** The constant supply of a fluid rich in oxygen and comparatively poor in carbon dioxide to a respiratory membrane, and the constant removal of the fluid (air or water) after it has given up oxygen and received carbon dioxide in return. [Lat., *ventilatio*, from *ventilare*, to fan.]

ven'trad. Toward the belly; in human anatomy, anterior to the vertebral column.

ven'tral. Pertaining to the belly or to the portion of the body anterior to the vertebral column; the opposite of dorsal. [Lat., *ventralis*, from *venter*, belly.]

ventricle (ven'trik-l). A small, thick-walled cavity in an organ, especially the heart or brain. **cerebral v.** A v. of the brain. **fifth v., first v.** The space between the two laminae of the septum lucidum. **fourth v.** A lozenge-shaped space bounded laterally above by the *processus e cerebello ad testes* and below by the posterior pyramids and the restiform bodies. Its floor is formed by the posterior surface of the pons Varolii and medulla oblongata, and its roof by the valve of Vieussens and the inferior surface of the cerebellum (a layer of the pia being interposed). It connects above with the aqueduct of Sylvius, and below with the central canal of the spinal cord. **large v's, lateral v's (of the brain).** Serous cavities, 1 on each side of the third v., in the substance of the cerebral hemispheres, the floor being formed by the corpus striatum, tenia semicircularis, optic thalamus, choroid plexus, corpus fimbriata, fornix, cornu Ammonis, eminentia collateralis, fascia dentata, and the substance of the cerebrum. **lateral v. of the cerebellum.** A furrow on the floor of each half of the fourth v. near the lateral wall. **left v. of the heart.** The cavity which occupies a small part of the left anterior portion of the heart and the larger part of its left posterior portion, and forms the apex. It communicates with the aorta and the left auricle. **middle v. of the cerebellum.** The median fissure on the floor of the fourth v. **right v. of the heart.** The rounded triangular cavity of the heart which forms the greater part of its anterior and a small part of its posterior portion. It communicates with the right auricle, and propels the venous blood through the pulmonary arteries. **third v.** An open space between the optic thalami, bounded above by the lower surface of the velum interpositum, and laterally by the peduncles of the pineal gland. Its floor is formed by the lamina cinerea, tuber cinereum, infundibulum, corpora albicantia, and posterior perforated space. It communicates with the lateral v's through the foramen of Monro, and with the fourth v. through the aqueduct of Sylvius and with the cavity of the infundibulum. **v. of Arantius.** The small depression or cavity at the pointed extremity of the calamus scriptorius. **v. of the larynx.** An elongated depression between the superior and inferior vocal bands which is prolonged upward as the laryngeal pouch. [Lat., *ventriculus*, dim. of *venter*, belly.]

ventriloquism (ven-tril'o-kwism). The art or practice of speaking so that the sounds appear not to come from the speaker's lips, but to have some other origin. [Lat., *venter*, the belly, + *loqui*, to speak.]

ventriloquist (ven-tril'o-kwist). One who practises ventriloquism.

ventro- Combining form of Lat., *venter*, belly, abdomen.

ventrofixation (ven'tro-fiks-a'shun). Fix-

ing the uterus firmly to the abdominal parietes. [Lat., *venter*, belly, + *fixare*, to fasten.]

ventrosuspension (ven'tro-sus-pen'shun). The operation of attaching an organ (e. g., the uterus) to the abdominal wall so that it hangs from such point of attachment. [Lat., *venter*, belly, + *suspensio*, suspension.]

vein (ven'ül). A small vein. [Lat., dim. of *vena*, a vein.]

veratralbin (ver-at-ral'bin). An amorphous alkaloid, $C_{28}H_{48}NO_8$, obtained from the root of *Veratrum album*.

veratrin (ver-at'rin). 1. Crystalline v. or cevadin ($C_{32}H_{48}NO_8$); a poisonous alkaloid usually obtained from cevadilla seed. 2. Commercial v., an amorphous mixture of crystalline cevadin and other alkaloids. [U. S. Ph.]

veratrina (ver-at-re'nah). See *veratrin* [U. S. Ph.]. **oleatum veratrinae.** A preparation containing 2 per cent. of veratrin in oleic acid [U. S. Ph., 1890]. **unguentum veratrinae.** An ointment consisting of 4 parts of veratrin, 6 of olive oil, and 90 of benzoinated lard [U. S. Ph., 1890].

veratroidin (ver-at-royd'in). An amorphous or partially crystalline alkaloid said to be found in veratrum. Its action differs qualitatively from that of veratrin.

veratrol (ver-at-rol). A liquid, $C_6H_4(OCH_3)_2$. It is the dimethyl ether of pyrocatechu. It is said to cause depression of the central nervous system.

Veratrum (ver-at'rum). 1. False hellebore; a genus of the *Veratreae*, which are a tribe of the *Liliaceae*. 2. Of the U. S. Ph., the rhizome of *V. album* and of *V. viride*. The chemistry of *V. album* and of *V. viride* has been the subject of dispute, but they contain practically the same constituents, the most important being protoveratrin, jervin, rubijervin, and pseudojervin, probably traces of cevadin or crystalline veratrin, being also present. *V. album* and *V. viride* are also known as white and green hellebore respectively, but are quite distinct from black hellebore, which belongs to an entirely different group. See *Helleborus*. **tinctura veratri.** A 10 per cent. tincture of v. [U. S. Ph.]. **V. album.** White hellebore. **V. sabadilla.** A species that resembles *V. album*, and is said, probably erroneously, to furnish a portion of the cevadilla seed of commerce. **V. viride.** American green hellebore. The rhizome (the v. viride of the U. S. Ph.) is a spinal and arterial depressant.

Verbas'cum. Mullein; a genus of scrophulariaceous plants. **V. thapsus.** Common mullein. The flowers are used in mild catarrhs, etc., and externally in itching skin diseases. The leaves are mildly astringent.

Verbena (ver-be'nah). 1. A genus of gamopetalous, dicotyledonous herbs and shrubs. 2. The rhizome and roots of *V. hastata*, blue vervain. [From Lat., *verbena* or *verbenae*, foliage, used in religious ceremonies.]

verbigeration (ver'bij-er-a'shun). The repetition by an insane person of meaningless words and phrases in the form of a discourse, but without sense or sequence. See *catatonia*. [Lat., *verbigerare*, to chatter.]

verdigris (ver'dig-ris). Copper subacetate. The term is also applied, although less properly, to any green deposit occurring on utensils of copper. [O. F., *verd*, green, + *de*, of, + *Gris*, Greks.]

ver'in. An alkaloid, $C_{28}H_{48}NO_8$, a decomposition product of veratrin.

vermicide (ver'mis-id). A medicine that destroys intestinal worms. See *vermifuge*. [Lat., *vermis*, a worm, + *caedere*, to kill.]

vermicular (ver-mik'u-lar). Wormlike in appearance or in movement. [Lat., *vermiculus*, a little worm.]

vermicule (ver'mik-ül). A zygote, especially that of the malarial organism in the mosquito.

vermiform (ver'mif-orm). Worm-shaped, wormlike. **v. appendix**. See *appendix ceci*, under *appendix*. [Lat., *vermis*, a worm, + *forma*, form.]

vermiformis (ver-mi-form'is). Wormlike in shape. [Lat., *vermis*, worm, + *forma*, form.]

vermifuge (ver'me-füj). Having the property of expelling intestinal worms. [Lat., *vermis*, a worm, + *fugare*, to put to flight.]

vermilion (ver-mil'yun). The red mercuric sulphid, HgS ; used as a pigment. [Lat., *vermiliunum*.]

ver'min. An external animal parasite; animal parasites as a group. [Lat., *vermis*, worm.]

verminal (ver'min-al). Pertaining to or caused by worms or vermin.

vermination (ver-mi-na'shun). The state of being infested with worms or other parasites. [Lat., *verminatio*.]

verminous (ver'min-us). Due to or having the character of worms.

ver'mis. A worm or wormlike structure. **v. major**. One of the cerebellar hemispheres. [Lat., *vermis*, worm.]

vermouth, **vermuth** (ver'mooth). A fortified white wine flavored with *Artemisia absinthium* and various other bitter and aromatic substances. [Ang.-Sax., *vermöd*, wormwood.]

ver'nin. A substance, $C_8H_{10}N_4O_4$, obtained from *Trifolium*, *Medicago sativa*, etc.

ver'nix. Varnish. **v. caseosa**. A viscid, whitish, fatty material found on the fetus at birth; a mixture of cast-off epithelium, downy hairs, and the secretion of the sebaceous glands. [Lat.].

Vernonia (ver-no'ne-ah). Ironweed; a genus of the *Compositae*. **V. anthelmintica**. The seeds, which yield a solid green oil, are diuretic, anthelmintic, and, according to some, tonic and stomachic. [*W. Vernon*, an English botanist.]

vernonin (ver-non'in). A febrifuge glucosid, $C_{10}H_{20}O_7$, obtained from *Vernonia nigriflora*.

ver'oform antiseptic. A proprietary solution of formaldehyd and soap. **v.**

germicide. A proprietary solution like *v. antiseptic*, but more concentrated.

veronal (ve'ro-nal). Diethylmalonylurea, or diethylbarbituric acid, $(C_2H_5)_2C:(CO-NH)_2:CO$, a hypnotic. **v. sodium**. See *sodium diethylbarbiturate*, under *sodium*.

Veronica (ve-ron'ik-ah). Cancerwort; a genus of the *Scrophularineae*. **V. beccabunga**. Brooklime; a succulent salad plant found in all climates, especially in the temperate regions. The fresh herb is used as an antiscorbatic and in chronic diarrhea. **V. officinalis**. Common medicinal speedwell. The stem, including the leaves and flowers, is astringent and tonic. **V. virginica**. Great Virginian speedwell. The rhizome is the leptandra of the U. S. Ph. In its dried state it is a mild cathartic. The eclectics use it in place of mercurials, though it probably has no influence on the liver. The fresh root is a violent purgative and emetic. [Perhaps from Lat., *verus*, true, + Gr., *eikon*, an image.]

verruca (ver-ru'kah). Pl., *verrucae*. A benign hypertrophic growth of the skin that anatomically shows proliferation of the papillae and hypertrophy of the overlying epidermis. **v. acuminata**. See *condyloma acuminata*, under *condyloma*. **v. digitata**. A term applied to warts in which the papillary hypertrophy is much greater and the lesions, instead of consisting of an agglutinated mass of papillae and epidermis, are a group of separated fingerlike projections arising from one base. **v. filiformis**. A threadlike wart, made up of one or a few hypertrophic papillae. **v. necrogenica**. A post-mortem wart, a form of lupus developing about the knuckles, as a result of inoculation with the tubercle bacillus from cadavers. **v. peruana**. Peruvian wart; Carrion's disease; an endemic disease in Peru. It is characterized by fever, rheumatic pains, anemia and an eruption which develops into warty, bleeding tumors. **v. plana juvenalis**. The usual flat abundant, small, smooth, glistening warts, which are seen especially about the face in children. **v. plantaris**. Warts on the soles of the feet; smooth and hard from pressure, with a pitted surface. **v. senilis**. Keratosis senilis. **v. vulgaris**. The common wart with a base as broad as a pea and a rounded or slightly flattened top. Hyperkeratosis is marked as the wart becomes older. Hands and fingers, face and scalp are the most common situations for it. [Lat., *verruca*, a wart, a steep place.]

verrucose (ver'ru-kös). Warty, of the nature of a wart; attended with or covered with warts or wartlike growths. [Lat., *verrucosus*.]

ver'ruca peruana. Syn.: *Carrion's disease*, *Oroya fever*. Peruvian wart, a disease endemic in certain valleys of the Peruvian Andes, which is characterized by a prodromal febrile disturbance of several weeks' duration, with the subsequent development of wartlike granular tumors upon the skin and in other structures.

verru'gas. Peruvian wart; an endemic disease resembling frambesia. [Sp. *warts*.]
versicolor (ver'sik-ol-or). 1. Variegated. 2. Changing color. [Lat., *vertere*, to turn, + *color*, color.]

version. 1. The operation of turning the fetus in utero so as to change the presenting part materially. 2. A deviation of an organ, especially the uterus, from its natural posture; an inclination. **abdominal v.** See *external v.* **bipolar v.** Turning by acting upon both poles of the fetus. See also *combined (external and internal) v.* **cephalic spontaneous v.** That variety of spontaneous v. in which the cephalic pole engages. **cephalic v.** Syn.: *head turning, rectification* (applied to a mere change of position). Turning so as to cause the head to present. **combined (external and internal) v.** Of J. B. Hicks, a variety of bipolar v.; only two or three fingers are introduced into the uterus, and with them the presenting pole is pushed away from the brim of the pelvis while the other hand, applied to the abdominal wall, presses or slides the opposite pole down into the pelvic inlet. **external v.** V. by external manipulation solely. **forced v.** See *accouchement forcé*. **Hicks's method of v.** See *combined v.* **internal v.** V. with the hand carried into the uterus. **pelvic v.** Turning by the breech; v. by the pelvic pole. **podalic v.** Turning by the feet. **spontaneous v.** The process by which a transverse presentation of the fetus is converted by the powers of nature into a presentation of one or the other pole. [Lat., *versio*, a n. of action, from *vertere*, to turn.]

vertebra (ver'te-brah). One of the osseous segments of which the skeleton proper is made up. It consists typically of a number of osseous pieces definitely arranged so as to form two rings, a dorsal and a ventral, meeting in a common center (the centrum), which inclose respectively the central nervous system and the circulatory organs and viscera, and are known as the neural and hemal arches. **cephalic vertebrae.** The bones of the skull considered as vertebral in type. **cervical vertebrae.** The anterior or superior seven of the vertebrae, the two nearest the skull being termed the atlas and axis. They have the transverse processes perforated for the vertebral artery, the spinous process short and bifid and the lumen of the neural arch somewhat triangular and larger than in the dorsal or lumbar vertebrae. **coccygeal vertebrae.** The vertebrae of the coccygeal region. They are rudimentary, commonly four in number, sometimes five, seldom three. **cranial vertebrae.** Vertebrae whose component parts consist of cranial bones and the osseous and cartilaginous appendages of the skull. The theory of their existence was advanced by Goethe and Oken and elaborated by Cuvier and Sir Richard Owen. Their homology with true vertebrae is no longer accepted on embryological evi-

dence. **dorsal vertebrae.** See *thoracic vertebrae.* **lumbar vertebrae.** The five vertebrae which lie above or anterior to the sacrum. They lack costal articular surfaces, and the transverse diameter of their bodies is greater than the anteroposterior. **sacral vertebrae.** The segments, five in number, which in adult life fuse to form the sacrum. **thoracic vertebrae.** The vertebrae, twelve in number, with which the ribs articulate. They are especially characterized by articular surfaces for the ribs, downward sloping spinous processes, and a small circular lumen of the neural arch. [Lat., *vertebra*, joint, from *vertere*, to turn.]

vertebral (ver'te-bral). 1. Pertaining to a vertebra. 2. Having vertebrae, vertebrate.

vertebrata (ver-te-brah'tah). Animals having a spinal column.

vertebrate (ver'te-brät). Pertaining to a vertebra; having vertebrae; as a n., a v. animal.

vertebro- Combining form of Lat., *vertebra*, a joint.

vertebrobasilar (ver'te-bro-bas'il-ar). Pertaining to the vertebrae and the lower portion of the skull, especially the basilar bone or process.

vertebrochondral (ver'te-bro-kon'dral). Connecting the vertebrae and the costal cartilages.

vertebrocostal (ver'te-bro-kos'tal). Pertaining to or connecting the ribs and the vertebrae.

vertebrodidymia (ver'te-bro-did-im'e-ah). A double monstrosity in which the individuals are united by the vertebrae. [Lat., *vertebra* + Gr., *didymos*, double.]

vertebrofemoral (ver'te-bro-fem'o-ral). Pertaining to the vertebral column and the femur.

vertebroiliac (ver'te-bro-il'e-ak). Pertaining to the vertebrae and the ilium.

ver'tex. The crown of the head; a somewhat indefinite area of the head that is highest when the subject is in the erect posture. [Lat., *vertere*, to turn.]

vertiginous (ver-tij'en-us). Pertaining to, of the nature of, subject to, or affected with vertigo.

vertigo (ver'tig-o). Any movement or sense of movement, either in the individual himself or in external objects, that involves a real or seeming defect in the equilibrium of the body. Giddiness, dizziness. **arteriosclerotic v.** V. due to impaired brain nutrition in consequence of arteriosclerosis of the cerebral vessels. **auditory v., aural v., auricular v.** See *Ménière's disease*, under *Ménière*. **gastric v.** V. caused by disorder of the stomach. **horizontal v.** V. which appears when the patient reclines, and ceases when he assumes the erect posture. **labyrinthine v.** See *Ménière's disease*, under *Ménière*. **nocturnal v.** A sensation of falling felt shortly after going to sleep. **objective v.** V. in which external objects seem to whirl around. **rotatory v.** V. produced by

rapid rotation of the body or by looking at rotating objects. **stomachal v.** See *gastric v.* [Lat., *vertere*, to turn.]

verumontanum (ve'ru-mon-ta'num). See *caput galli*, under *caput*.

vesania (ve-sa'ne-ah). See *insanity*. [Lat., *vesanus*, insane.]

vesicant (ves'ik-ant). Producing vesication; as a n., a v. substance. [Lat., *vesicans*, from *vesica*, a bladder.]

Vesicaria (ves-ik-a're-ah). A genus of the *Taeniadae* in the larval state. **V. granulosa**. See *Echinococcus hominis*, under *Echinococcus*. **V. hygroma**, **V. lobata** (*suilla*), **V. orbicularis**. See *Cysticercus cellulosae*, under *Cysticercus*. **V. socialis**. See *Centurus cerebralis*, under *Centurus*. [Lat., *vesica*, bladder.]

vesication (ves-ik-a'shun). 1. The act or process of raising a blister. 2. The formation of a blister. [Lat., *vesica*, a bladder.]

vesicatory (ves'ik-a-to-re). See *vesicant*.

vesicle (ves'ik-l). 1. A little sac or cyst; in histology, a minute solid or semisolid mass (e. g., a cell or nucleus) inclosed by a membrane. 2. A lesion of the skin or mucous membrane formed by a collection of clear liquid within or beneath the epithelium, causing a small, circumscribed elevation of the surface. See *bleb*, *bulla*, and *pock*. **allantoic v.** The internal, epithelial portion of the allantois. **anterior cephalic**. A thin-walled cavity formed by the closing in of the dorsal laminae over the cephalic extremity of the primitive groove of the embryo and a subsequent transverse constriction at about the extremity of the notochord. From it are developed the cerebral hemispheres, pineal gland, pituitary body, corpus callosum, cerebral peduncles, fornix, and lateral and third ventricles. Subsequently it is divided by an anteroposterior cleft, which finally becomes the longitudinal fissure. **blastodermic v.** See *blastula*. **encephalic v's.** The three compartments into which the anterior extremity of the primitive medullary tube is divided at an early period in fetal life. Other secondary v's spring from the primary one, from which are formed the organs of sense. **fat v.** See *fat cell*, under *cell*. **germinal v.**, **germinative v.** A somewhat spherical body in the ovum with an investing membrane, having fluid and granular contents with a protoplasmic network and germinal spot or spots; regarded essentially as a nucleus. **graafian v.** Syn.: *follicle of de Graaf*, *ovarian follicle*. A closed sac which contains the ovarian ovum. It consists of an external membrane lined with small granular cells (the *membrana granulosa*) which are condensed at one point to form the discus proligerus. Prior to the ripening of the ovum the v. is situated within the stroma of the ovary, but as maturation advances it becomes superficial, its walls grow vascular, and it is distended with a serous fluid. It finally ruptures, allowing the ovum to escape. **middle cerebral v.**

In embryology, the dilatation of the medullary tube just posterior to the cephalic extremity of the notochord, from which the corpora quadrigemina, cerebral peduncles, and aqueduct of Sylvius are developed. **optic v.** See *primary ocular v.* **otic v.** Syn.: *auditory capsule*. The embryonic rudiment of the organ of hearing, formed by an involution of the epiblast from the outer surface of the head in the region of the medulla oblongata, opposite the dorsal end of the hyoidean arch. **primary ocular** (or **optic**) **v's.** Lateral projections from the anterior cerebral v., from which the eyes are developed. **primitive cerebral v.** An expansion at the anterior extremity of the medullary tube, from which is developed the encephalon. It is subsequently divided into the anterior, middle, and posterior cerebral v's. **seminal v's.** Two membranous tubes, coiled and doubled upon themselves so as to present a sacculated appearance, lying on the posterior surface of the base of the bladder with their blind posterior extremities (between which the vasa deferentia run) considerably separated. They converge toward the prostate and unite each with its corresponding vas deferens. They serve as receptacles for the semen. **umbilical v.** The navel sac, a structure of the human ovum which in the lower animals is called the vitelline sac or yolk sac. It is situated on the abdominal aspect of the embryo, being continuous with the omphalomesenteric duct. [Lat., *vesicula*, dim. of *vesica*, a bladder.]

vesico-. Combining form of Lat., *vesica*, bladder.

vesicular (ves-ik'u-lar). 1. Pertaining to a vesicle; affected with, consisting of, or of the nature of vesicles. 2. Pertaining to or resembling a bladderlike structure. 3. Of a murmur, sounding as if generated within air vesicles of the lungs. [Lat., *vesicularis*.]

vesiculated (ves-ik'u-la-ted). Having the appearance of a bunch of grapes; hydratidiform. [Lat., *vesicula*, a vesicle.]

vesiculitis (ves-ik-u-li'tis). Inflammation of a vesicle, especially of the seminal vesicles. **seminal v.** An acute or chronic infective inflammation of the seminal vesicles. [Lat., *vesicula*, a vesicle, + Gr., *itis*, inflammation.]

vesiculotomy (ves-ik-u-lot'o-me). Incision of one or both seminal vesicles. [Lat., *vesicle*, + Gr., *tome*, a cutting.]

ves'sel. A utensil for holding liquids, etc.; in anatomy, a duct or channel for containing or conveying any fluids of the body, especially the blood. In botany, a form of tubes resulting from confluent cells, distinguished by peculiar markings from which they are designated as "dotted v's," "scalariform v's," etc. **absorbent v's.** The lacteals and lymphatics. **blood v's.** See *artery*, *vein*, and *capillary*. **chyliferous v's.** Absorbent v's which arise in the villi of the intestinal walls and terminate in the thoracic duct.

hemorrhoidal v's. The dilated veins of the rectum and anus. **lacteal v's.** See *chyliferous v's*. **lymphatic v's, lymph v's.** See *lymphatic*.

vestibular (ves-tib'u-lar). Pertaining to a vestibule, especially the vestibule of the vulva.

vestibule (ves'tib-ūl). 1. A triangular space bounded on the two sides by the labia pudendi minora and below by the ostium vaginae. 2. The first division of the osseous labyrinth of the internal ear; an irregular, elliptical cavity, 4 to 5 mm. in diameter. **v. of the mouth.** The portion of the mouth outside of the teeth, bounded by the lips and the cheeks. **v. of the nose.** The region of the external nostrils, including all parts roofed by the nasal cartilages. [Lat., *vestibulum*, from *vestis*, a garment.]

vestigial (ves-tij'e-al). Of the nature of a vestigium; rudimentary.

vestigium (ves-tij'e-um). A trace, a slight impression or marking, a rudimentary structure; also the sole. [Lat., *vestigium*.]

vesuvium (ves-u'vin). Trimido-azobenzene hydrochlorin.

veterinarian (vet'er-in-a're-an). A practitioner of veterinary medicine. [Lat., *veterinarius*.]

veterinary (vet'er-in-a-re). Pertaining to or concerned with the domestic animals. [Lat., *veterina*, beast of burden.]

via (ve'ah). pl. *viae*. A way, passage, or tract; also a method or manner. **primae viae.** The gastro-intestinal tract. [Lat., *via*, a way, a road.]

viability (vi-a-bil'it-e). The state of being viable.

viable (vi'ab-l). Of a fetus, far enough advanced in development to be capable of survival apart from the maternal organism. [Lat., *vitabilis*, from *vita*, life.]

vi'al. Also written phial. A small bottle. [Gr., *phiale*, a drinking bowl.]

vi'bex. Pl., *vibices*. *Obs.* 1. A mark produced or appearing as if produced by the stroke of a whip. 2. A linear echymosis. [Lat., *vibex*, the mark of a blow.]

vibratile (vi'brat-il). Capable of shaking or quivering. [Lat., *vibratilis*.]

vibration (vi-bra'shun). 1. The act or process of shaking or quivering. 2. An oscillating or quivering motion. **elastic after v.** The final oscillations which follow the period of elongation in a muscular contraction. **hydatid v.** See *hydatid thrill*, under *thrill*. **nerve v.** See *percussion* (2d def.). [Lat., *vibrare*, to shake.]

vibratory (vi'bra-to-re). Shaking, quivering, oscillating.

Vibrio (vib're-o). An elongated, coiled bacillus; a synonym for *Microspira* and for *Spirillum*. [Lat., *vibrare*, to shake.]

vibrissae (vi-bris'se). *Obs.* The hairs that grow at the entrance of a mucous orifice, especially of the nose. [Lat., *vibrare*, to shake.]

Viburnum (vi-bur'num). A genus of the *Sambuceae*. The vesicant bark is used for setons. **V. opulus.** The bark, flowers, and fruits have properties like those

of *Sambucus nigra*, and were formerly official. The bark, known as cramp bark, is antispasmodic. Both bark and fruits contain valerianic acid. **V. prunifolium.** American black haw; of the U. S. Ph., the bark of *V. prunifolia*. Its medicinal properties are not well determined. It is recommended in uterine pain and in the nervous complaints of pregnant women. The fluidextract of *V. opulus* and that of *V. prunifolia* are official in the U. S. Ph.

vicarious (vik-a're-us). Exercising the function of a substitute. **v. menstruation.** See under *menstruation*. [Lat., *vicareus*, from *vicis*, interchange.]

vidian (vid'e-an). Named for or described by *Guido Guidi* (Lat., *Vidus Vidius*), Italian anatomist, 1500-1569. See *v. artery, canal, and nerve*.

Vienna caustic. See under *caustic*.

Villate's solution. See *mistura adstringens et escharotica* [N. F.], under *mistura*.

villoma, villioma (vil-lo'mah, vil-le-o'mah). A villous tumor, as of the rectum. [*Villus* + Gr., *oma*, tumor.]

villosity (vil-los'it-e). A soft, flexible offshoot, more or less branching, from a membranous surface (e. g., that of the vitelline membrane and that of the chorion).

villous (vil'lus). Shaggy or hairlike; covered with villi. [Lat., *villosus*.]

vil'lus. Pl., *villi*. A tuft of hair, a hairlike growth or process, especially from a membranous surface. **intestinal villi.** Minute fingerlike or tongue-like processes projecting from the free surface of the mucous membrane of the small intestine.

They consist of a central part, or core, formed by a projection of the mucous membrane and a few longitudinally arranged muscular fiber cells from the muscularis mucosae. The core of the v. contains a closely set network of blood vessels and one or more lacteal trunks with a cecal termination near the free end of the v. **synovial villi.** Minute fingerlike processes projecting from the surface of the vascular or haversian fringes of the synovial membranes. They consist of a central non-vascular core of connective tissue and a covering of small, rounded cells which appear, after staining with silver nitrate, somewhat like endothelia. **villi of a mucous membrane.** Small threadlike elevations of the corium seen in the stomach and elsewhere. They are covered with epithelium, and contain blood vessels, nerves, and lacteals. **villi of the chorion.** Syn.: *chorionic villi*.

Cellular processes of fringes growing outward from the external surface of the vitelline membrane or the outer layer of the blastoderm and eventually covering the entire chorion. Only those confined to that portion of the chorion that forms the fetal part of the placenta become fully developed. [Lat.]

Vinca (vin'kah). Periwinkle; a genus of the *Corolliflorae*. **V. major.** Large periwinkle, having the properties and uses

- of *V. minor*. **V. minor**. Ground ivy. The leafy and flowering branches are used as a hemostatic, as a mild purgative and diaphoretic. [Lat., *vincire*, to bind.]
- Vincent's angina**. A form generally affecting only one tonsil and not accompanied by fever. There is at first an exudate and then ulceration. The microscope shows the presence of a spirochete and a fusiform bacillus. [*H. Vincent*, Parisian physician, born 1862.]
- Vincetoxicum** (vin-se-tok'se-kum). 1. A genus of the *Asclepiadaceae*. 2. In pharmacy, *Cynanchum v. (V. officinale)*. It yields a glucosid, asclepiadin, which is sometimes classed with the aconitin group. [Lat., *vincere*, to conquer, + *toxicum*, poison.]
- vinculum** (vin'ku-lum). A band or tie. See *ligament* and *bandage*. **vincula tendinum**. Vascular synovial folds which stretch over the flexor tendons of the hand and foot on the first and second phalanges. [Lat., *vincere*, to bind.]
- vinca imbrica'ta**. See *Malabar itch*.
- vinegar** (vin'e-gar). 1. A liquid of pungent aromatic odor and sour taste obtained from cider, wine and other alcoholic solutions by acetous fermentation. 2. A pharmaceutical preparation consisting of a solution of medicinal substance in dilute acetic acid. **v. of four thieves**. *Obs.* The aromatic v. of the French pharmacopeia. The name is due to a legend that it conferred immunity from the plague upon four men who robbed the sick under the guise of succoring them. [Fr., *vinaigre*, sour wine.]
- vinometer** (vi-nom'et-er). An instrument for measuring the percentage of alcohol in a liquor. [Lat., *vinum*, wine, + Gr., *metron*, a measure.]
- vi'nous**. Containing wine or possessing its characteristics. [Lat., *vinum*, wine.]
- vi'num**. See *wine*. **spiritus vini**. 1. Alcohol. 2. Brandy. **spiritus vini depuratus**. Alcohol obtained by distillation of brandy. **spiritus vini dilutus**. Dilute alcohol. **spiritus vini gallici**. Of the U. S. Ph., brandy which must be at least 4 years old. **v. adustum**. Brandy. **v. album**. White wine; any wine of light color, made from white grapes or from dark grapes fermented apart from the skins and seeds (marc) containing 8.5 to 15 per cent of alcohol [U. S. Ph.]. **v. album fortius**. A mixture of white wine with one-seventh as much alcohol [U. S. Ph., 1880]. **v. aromaticum**. A preparation made by extracting lavender flowers, peppermint, rosemary, sage leaves, and the herbs of wormwood and origanum with stronger white wine. **v. portense**. Port wine. **v. rubrum**. Red wine; any wine of deep red color made from black grapes fermented with the skins and seeds (marc) containing 8.5 to 15 per cent. of alcohol [U. S. Ph.]. **v. stibiatum**. Wine of antimony. **v. thebaicum**. Wine of opium. **v. xerense**, **v. xericum**. Sherry wine [Br. Ph.]. [Lat., *vinum*, wine.]
- vioform** (vi'of-orm). Nioform; iodochloroxyquinolin, C_6H_5ONCH . A substitute for iodoform.
- Vi'ola**. Violet, pansy, a genus of herbs, rarely undershrubs. **V. odorata**. Sweet-scented violet. The flowers and the root are used occasionally. The flowers are employed only in the preparation of a pectoral and emollient syrup and as a test for acids and alkalis. The root is emetic and purgative. **V. tricolor**, **V. trinitatis**. Heart's ease or pansy; of the gardens, herb Trinity. The herb is laxative, emollient, and diuretic. [Lat.]
- Viperidae** (vi-per'i-de). A family of snakes of the order *Ophidia*, and including the *Crotalinae* which includes the rattlesnakes, water moccasins, and copperheads, as well as the *Viperinae* or true vipers and adders, all of these genera being venomous.
- viperin** (vi'per-in). A principle found in the venom of the adder.
- Virchow's degeneration**. See *amyloid degeneration*, under *degeneration*. **V's law**. That the cell elements of tumors are derived from preëxisting tissue cells.
- virgin** (vir'jin). 1. A woman who has had no experience of sexual intercourse. 2. As an adj. (applied to oil, wine, etc.), flowing spontaneously, without pressure being used. [Lat., *virgo*, *virginis*, virgin.]
- virginal** (vir'jin-al). Pertaining to or in the state proper to virginity.
- virginity** (vir-jin'it-e). The condition of being a virgin. **physical v.** That condition of a woman in which no coitus has actually taken place, whatever the real state of her virtue may be. [Lat., *virginitas*, from *virgo*, a virgin.]
- viridin** (vir'id-in). 1. An oily liquid, $C_{24}H_{40}N$, derived from the oils obtained from the distillation of organic matter. 2. Chlorophyll.
- virile** (vir'il). Pertaining to a man or to the faculties or powers of a man or the male sex. [Lat., *virilis*, from *vir*, a man.]
- virility** (vir-il'it-e). The condition of possessing virile powers. [Lat., *virilis*, virile.]
- virose** (vi'rōs). Poisonous; having a taste and smell suggestive of poisonous properties, the so-called narcotic smell and taste. [Lat., *virus*, poison.]
- virtue**. 1. Efficacy of an active medicinal substance. 2. Rectitude, chastity.
- virulence** (vir'u-lenz). The power possessed by organisms to produce disease in a living host, with the formation of poisonous substances. The variations in v. of an organism in different species of hosts are due to greater power to grow than to produce poisonous processes. [Lat., *virus*, poison.]
- virulent** (vir'u-lent). Poisonous, containing or due to an active virus, malignant. [Lat., *virulentus*, from *virus*, poison.]
- virulin** (vir'u-lin). A material which, when extracted from virulent cultures by means of salt solution, renders the bacteria susceptible to phagocytosis and which, when added to avirulent cultures,

makes them more resistant to this action.

vi'rus. 1. A poison. 2. Any morbid agent which, when brought into contact with animal tissue, disseminates itself so as to affect the vitality of the parts on which it acts and in many cases that of the entire organism. **anticholeraic v.** A preventive injection employed against Asiatic cholera, made from dead cholera spirilla. **antidysenteric v.** A preventive injection employed against dysentery, made from dead dysentery bacilli. **anti-plague v.** A preventive injection, employed against bubonic plague, made from dead cultures of the bacillus of bubonic plague. **antirabic v.** An injection made from the dried and attenuated spinal cords of rabbits which have been inoculated with rabic virus; used to prevent the development of rabies. **antityphoid v.** An injection made from dead typhoid bacilli; used as a preventive against typhoid fever. **attenuated v.** A v. that has become weakened. **Haffkine's v.** Antibubonic v. A v. used against the bubonic plague. **specific v.** The characteristic poison of a particular disease. **vaccine v.** See *vaccine*. [Lat., *virus*, poison.]

vis. Pl., *vires*. Force, power. **v. a tergo**. Pressure from behind (used especially, in physiology, for that exerted by the heart's action on the circulation of the blood). **v. conservatrix**. See *v. medicatrix naturae*. **v. contractilis insita**. See *muscular irritability*, under *irritability*. **v. essentialis**. The "physical soul," the mysterious cause of the development of animal organisms according to the wolfian theory of epigenesis. **v. expulatrix**. An old term for a supposed force which effected the removal of excrementitious matters from the system. **v. formativa**. See *plastic force*, under *force*. **v. insita**. The inherent irritability of a muscle. **v. medicatrix**. A remedial force or impulse. **v. medicatrix naturae**. The remedial impulse of nature; the self-recuperative power of the bodily system independent of the use of medicines. **v. metabolica**. See *metabolism*. **v. mortua**. The physical properties of tissues aside from those depending on their vitality (e. g., the elasticity which may remain in tendons after the occurrence of somatic death). **v. muscularis**. See *muscular force*, under *force*. **v. nervosa**. Nervous power or impulse. **v. opposita**. A force acting in the direction opposite to that of another force or of the resultant of other forces. **v. plastica**. See *plastic force*, under *force*. **v. vitae**, **v. vitalis**. The energy or force that characterizes an organism in virtue of its possessing life. **v. viva**. See *living force*, under *force*. (Nearly all obsolete terms.) [Lat.]

visceral (vis'ser-al). Pertaining to the viscera or to a viscus. [Lat., *visceratis*.]

visceral'gia. See *enteralgia*. [Lat., *viscus*, viscus, + Gr., *algos*, pain.]

visceroptosis (vis'eer-op-to'sis). General prolapse of the abdominal organs; com-

monly enteroptosis. [Lat., *viscus*, viscus, + Gr., *ptosis*, a fall.]

viscin (vis'sin). A viscous, soft, and elastic substance, $C_{20}H_{40}O_8$, obtained from *Viscum album*, the bark of *Ilex aquifolium*, the sap of *Ficus religiosa*, etc.

viscose (vis'kōs). Slimy, glutinous; as a n., the gummy substance formed by the viscous fermentation of cane sugar.

viscosimeter (vis-kos-im'tet-er). An instrument employed for determining the viscosity of the blood. [*Viscosity* + Gr., *metron*, a measure.]

viscosity (vis-kos'it-e). The state of being viscous.

Viscum (vis'kum). 1. A genus of lorantheaceous shrubs parasitic on trees. 2. See under *V. album*. **V. album**. Common mistletoe. The young branches (including the bark and leaves) were formerly used in epilepsy, catarrh, etc. It is now used but little in medical practice. [Lat.]

viscus (vis'kus). Pl., *viscera*. Any one of the internal organs of the body; generally used in the pl., viscera. [Lat.]

vision (vizh'un). The act of seeing; the power of seeing; sight. **after v.** The perception of an after image. **binocular**

(single) v. V. with both eyes. The object is seen singly, if the images fall on corresponding points in the two eyes, i. e., on the two foveas. **double v.** See *diplopia*. **half v.** See *hemiofia*.

multiple v. V. in which one object appears as several. **peripheral line of v.** The field of v. corresponding to the parts of the retina outside the fovea centralis. **stereoscopic v.** That form of v. in which the combined image seen appears to be a solid body. [Lat., *visio*.]

visual (viz'u-al). Pertaining to vision. **v.**

acuity. Capacity of the retina for distinguishing contiguous impressions as separate objects. The standard for acuteness of vision in ophthalmology is the ability to distinguish at 20 feet (6 meters) letters which subtend at the eye an angle

of 5 min. $V = \frac{20}{20}$. **v. line**. See under

line. **v. purple**. Syn.: *erythropsin*, *rhodopsin*. The pigments in the rods of the retina. Its constitution is not known. **v. red**. See *v. purple*. [Lat., *visualis*, from *videre*, to see.]

visuometer (vis-u-om'tet-er). An instrument for measuring the range of vision. [Lat., *visus*, sight, + *metron*, a measure.]

vi'sus. See *vision*. [Lat., *visus*, p.p. of *videre*, to see.]

vi'tal. Pertaining to life, also essential to life; as a n., in the pl., *v's*, organs which are regarded as necessary to life, or injury to which endangers or destroys life.

v. functions. See under *function*. **v. heat**. See *animal heat*, under *heat*. [Lat., *vitalis*, from *vita*, life.]

vitalism (vi'tal-ism). The doctrine of vital force; a system of physiology which considers that vital phenomena imply the action of a specific force or energy not present in dead substances.

- vitality** (vi-tal'it-e). 1. Principle of life. 2. Action, animation. 3. State of being alive, also power to resist death.
- vitalize** (vi'tal-iz). To impart life to, to endow with life.
- vitamin** (vi-tam'in). One of a class of substances existing in minute quantities in natural foods, and necessary to normal nutrition and growth. Its absence causes such diseases as beriberi, scurvy, etc. [Lat., *vita*, life, + *amin*.]
- vitellin** (vit-el'in). 1. Ovovitellin, nuclein, containing some lecithin obtained from the yolk of eggs. 2. Globulin, obtained from lentils. [Lat., *vitellus*, yolk.]
- vitelline** (vit-el'len). 1. Pertaining to the vitellus. 2. Of the color of the yolk of egg. [Lat., *vitellus*, yolk.]
- vitellose** (vit-el'los). An intermediate product in the hydration of vitellin analogous to an albumose.
- vitellus** (vit-el'lus). 1. The cell body of the ovum; the yolk of an egg or of an ovule; that portion of the contents of the vitelline membrane which is to afford nutriment to the embryo and take part in its development during the period of incubation in the *Ovipara*, and up to the time of the establishment of a nutrient connection with the maternal organism in the *Vivipara*. 2. Of U. S. Ph., 1890, yolk of egg, yolks of hens' eggs. **glyceritum** [U. S. Ph., 1890]. A preparation made by triturating together 9 parts of yolk of egg and 11 of glycerin. [Lat.]
- vitiligo** (vit-il'i'go). See *leukoderma*. [Lat., *vitiligo*, tetter.]
- Vitis**. The vine; a genus of the *Ampelideae*. **V. vinifera**. The grapevine; a native probably of Caspian regions, but now cultivated under numerous forms in all countries having a mean summer temperature of 66° F. or more. The leaves and tendrils contain tartaric and malic acids, glucose, and cane sugar; they are astringent. The ripe fruits are diuretic and laxative, and their fermented juice constitutes wine. The seeds contain 5 or 6 per cent. of tannin and over 15 per cent. of a bland fixed oil.
- vitium** (ve'te-um). Pl. *vitia*. A fault, defect, abnormality. **v. cordis**. An organic lesion of the heart. **v. primæ conformationis**. See *congenital malformation*, under *malformation*. [Lat.]
- vitreous** (vit're-us). Glassy, resembling glass. **v. humor**. See *corpus vitreum*, under *corpus*. [Lat., *vitreus*, glassy.]
- vitriol** (vit're-ol). Any metallic salt (as now used, generally a sulphate) having a glassy luster. **blue v.** See *copper sulphate*, under *copper*. **calcareous v.** Calcium sulphate. **copper v.** See *copper sulphate*, under *copper*. **double v.** An impure copper sulphate containing 70 to 80 per cent. of ferrous sulphate. **green v., martial v.** Syn.: *copperas*. See *iron sulphate*, under *iron*. **Nordhausen oil of v.** Nordhausen sulphuric acid. **oil of v.** Sulphuric acid; so-called because originally prepared from green vitriol. **Roman v.** See *copper sulphate*, under *copper*, and *iron sulphate*, under
- iron. white v.** Zinc sulphate, especially the commercial salt. [Lat., *vitrum*, glass.]
- vitriolated** (vit're-ol-a-ted). Composed of or containing vitriol; containing sulphur or sulphuric acid.
- vitriolic** (vit-re-ol'ik). Containing or derived from vitriol; sulphuric. **v. acid**. See *sulphuric acid*, under *acid*.
- vitriolum**. (vit-re'o-lum). See *vitriol*. **v. album**. White vitriol. **v. calcareatum**. Calcium sulphate. **v. hungaricum, v. londinense, v. Riverii**. Iron sulphate. **v. veneris**. Copper sulphate.
- vitro, in**. In glass, in a test tube. [Lat., *vitrum*, glass.]
- vitrum**. Glass. **v. causticum**. See *burning glass*, under *glass*. **v. hypoclepticum**. A funnel for separating water from oil. [Lat.]
- vivi**. Combining form of Lat., *vivus*, alive.
- viviparous** (vi-vip'ar-us). Bringing forth the young alive and free. [Lat., *vivus*, alive, + *parere*, to bring forth.]
- vivisection** (viv-is-ek'shun). The performance of any operation on living animals for purpose of investigation or demonstration. [Lat., *vivus*, alive, + *secare*, to cut.]
- vivisector** (viv-is-ek'tor). One who practices vivisection.
- Vlemmckx's solution**. A preparation consisting of 30 parts of quicklime, 20 of water, and 60 of flowers of sulphur, mixed for use with 10 parts of water for 3 of solution and boiled down to 12.
- vocal** (vo'kal). Pertaining to, produced by, or contributing to the production of the voice. [Lat., *vox*, voice.]
- vocalis** (vo-ka'lis). See *table of muscles*, under *muscle*.
- voice** (voise). The utterance of articulate sounds; also the faculty of uttering such sounds, or the instrumentality by which they are produced, or an articulate sound of some particular character. **cavernous v.** See *pectoriloquy*. **nasal v.** See *mycterophonia*. **whispered v.** The transmission of a whisper to the ausculting ear. Heard in consolidation of the lung. [Lat., *vox*, *voxis*, voice.]
- volatile** (vol'at-il). Fleeting; tending to assume the state of vapor. [Lat., *volatilis*.]
- volatilization** (vol'at-il-iz-a'shun). Conversion of a solid or liquid into vapor.
- volatilizer** (vol'at-il-i-zer). An apparatus for affecting volatilization.
- volsella, vulsella, vulsellum** (vol-sel'lah, vul-sel'lah, vul-sel'lum). A forceps having one or more hooks at the free extremity of each blade. [Lat., *volsella*, or *vulsella*, pincers for pulling out hair.]
- volt**. The unit of electromotive force; the electromotive force which will produce a current of one ampere with a resistance of one ohm. [*A. Volta*, one of the discoverers of galvanism, 1775-1827.]
- voltage** (vol'taj). The electromotive strength of an electrical current measured in volts.
- Volt'aire face**. The face of a child suffering from severe intestinal catarrh.

voltalism (vol'ta-izm). See *galvanism*.

voltmeter (vôlt'me-ter). An instrument for indicating the voltage of an electric current. [*Volt*, + Gr., *metron*, a measure.]

volume (vol'ûm). Bulk. **equivalent v.**, **molecular v.** The v. occupied by a molecule of a substance in the gaseous state. At the ordinary conditions of temperature and pressure the m. v. of all chemical compounds is 22.4 liters. In the gaseous state, and under equal conditions of temperature and pressure, the molecular v's are the same for all substances, and are equal to the molecular weights divided by the specific gravity referred to hydrogen as a unit. In the solid and liquid states the molecular v. is equal to the molecular weight divided by the specific gravity referred to water as a unit. [Lat., *volumen*, volume.]

volumetric (vol-u-met'rik). Pertaining to measurement by volume. **v. analysis**. Syn.: *tetrametric a.* A method of quantitative analysis in which volumes of solutions of known concentration are used. See *alkalimetry*, *acidimetry*, etc. [Lat., *volumen*, volume, + Gr., *metron*, a measure.]

volvulus (vol'vu-lus). 1. A twisting of an intestine about its mesenteric axis, or (rarely) upon its own axis, so that the lumen is occluded. 2. An intertwining or knotting of two coils of intestines so as to cause obstruction in their lumina. [Lat., *volvare*, to roll.]

vomer. A thin mesial bone, which is irregularly quadrilateral, placed vertically between the nasal fossae, articulating at its base with the sphenoid, anteriorly with the perpendicular plate of the ethmoid, inferiorly with the palatal processes of the maxillae. Its posterior border is free. It forms part of the median septum of the nose. [Lat., *vomer*, a plowshare.]

vomica (vom'ik-ah). A pulmonary cavity from tuberculosis, abscess formation, or gangrene. [Lat., *vomica*, an ulcer.]

vomicin (vom'is-in). See *brucin*.

vomit. Matter vomited. **bilious v.** V. stained by bile forced back into the stomach. **black v.** 1. The vomiting of dark-colored matter, most usually partly digested blood. 2. The characteristic v. of yellow fever. **bloody v.** V. of blood or containing blood. **coffee-ground v.** V. consisting of partially digested blood clots mingled with the contents of the stomach. [Lat., *vomitus*.]

vomiting (vom'it-ing). The forcible ejection from the mouth of matter regurgitated from the stomach. **dry v.** A popular term for persistent nausea withretch-

ing and straining, but with little or no actual ejection. **fecal v.** See *stercoraceous v.* **hysterical v.** V. which sometimes accompanies an attack of hysteria; said to be sometimes a complement of hysterical suppression of urine. **pernicious v. of pregnancy**. See *vomitus gravidarum perniciosus*, under *vomitus*. **stercoraceous v.** The v. of fecal matter or what appears to be such. **v. of pregnancy**. V. occurring during the early months of pregnancy and due to disturbances of the sympathetic nervous system, often from mal-position of the uterus.

vomitus (vom'it-us). See *vomit* and *vomiting*. **v. gravidarum perniciosus**. A term proposed by M. Horwitz for severe cases of the vomiting of pregnancy—those which prove intractable and which affect the general health.

vor'tex. A structure having the appearance of being produced by some whirling or twisting motion. **v. of the heart**. The spiral concentration of muscle fibers at the apex of the heart; its whorl. [Lat., *vortex*, a whirlpool.]

vulcanite (vul'kan-it). Hard rubber.

vulcanization. 1. The process of heating caoutchouc with sulphur under pressure. The degree of hardness of the product is determined by the temperature. 2. Loosely, the subjecting of any organic body to a high heat for the purpose of increasing its resistance to decay, etc.

vulnerability (vul'ner-a-bil'it-e). Susceptibility to hurt or to contagion. [Lat., *vulnus*, a wound.]

vulnerary (vul'ner-ar-e). (*obs.*) 1. Relating to a wound. 2. A remedy used to promote the healing of wounds. [Lat., *vulnerarius*.]

vulsel'la, **vulsel'lum**. See *volsella*.

vulva (vul'vah). The external genitals of the female, except the mons Veneris. The latter and the v. together constitute the pudendum. **v. clausa**, **v. connivens**. That form of the v. in which the labia majora are plump and closely approximated. **v. hians**. That form in which the labia majora are flaccid and gaping. [Lat., from *vulva*, a wrapper.]

vul'var. Pertaining to the vulva.

vulvitis (vul-vi'tis). Inflammation of the vulva. [*Vulva*, + Gr., *itis*, inflammation.]

vulvo-. Combining form of Lat., *vulva*, a covering, the vulva.

vulvovaginal (vul'vo-vaj'in-al). Pertaining to the vulva and the vagina.

vulvovaginitis (vul'vo-vaj-in-i'tis). Inflammation of the vulva and of the vagina.

W

W. Chemical symbol for the element *tungsten* (*wolfram*).

wabain (wah-ba'in). See *ouabain*.

wa'fer. A small sheet of gelatinous material which becomes flexible when it is moistened, in which state it is wrapped

around a dose of medicine and swallowed.

wahoo (wah'hooh). See *Euonymus*.

Wal'cher's position. A position used in obstetrics to enlarge the pelvic diameters. The patient is on the back on a table with the thighs and legs hanging over the table's edge. [*Gustav Adolph Walcher*, German obstetrician, born 1856.]

wall. An inclosing or limiting structure.

germinal w. That portion of the formative substance of the yolk that forms a ringlike thickening around the germinal disk.

parietal w. The outer or upper composite sheet of the blastoderm, made up of the epiblast and the outer layer of the mesoblast.

periotic w. The w. of the otic vesicle.

splanchnic w. The inner layer of the blastoderm, made up of the hypoblast and the inner layer of the mesoblast. [Ang.-Sax., *weal*, a rampart.]

waller'ian degenera'tion. Term used to designate the secondary degeneration in nerve fibers which ensues when these fibers are cut off from their cells; so-called from the English neurologist, Waller, who first described the process satisfactorily. During the degeneration the axis cylinder and myeline sheath disappear completely and nerve fibers are formed subsequently by the growth of the neurilemmal nuclei and the down growth of the axis cylinder from the intact central stump of the nerve.

Waller's law of degeneration. The l. that if a spinal nerve is completely divided, the peripheral portion undergoes fatty degeneration, while the proximal part preserves its original character. [*Augustus Volney Waller*, English physiologist, 1816-1890.]

wan'dering cell. A leukocyte that has emigrated from a blood vessel into the tissues.

w. rash. Benign plaque of the tongue. See under *tongue*.

Warburg's tincture. See *tinctura anti-periodica*, under *tinctura*.

Warren's styptic. See *lotio adstringens*, under *lotio*.

wart. See *verruca*.

fig w. A condyloma, especially condyloma acuminatum.

necrogenic w's. See *verruca necrogenica*, under *verruca*.

Peruvian w. See *verruca peruana*, under *verruca*.

venereal w. See *condyloma acuminatum*, under *condyloma*. [Old Eng., *wert*, *werte*, from Ang.-Sax., *wearte*.]

warty. See *verrucose*.

wash. See *lotion*.

black w. See *lotio hydrargyri nigra*, under *hydrargyrum*.

red w. A weak solution of zinc sulphate colored with compound tincture of lavender.

white w. Any wash or liquid composition for whitening something.

yellow w. See *lotio hydrargyri flava*, under *hydrargyrum*.

wash-bot'tle. A corked flask having two tubes passing through the stopper; one extending to the bottom of the flask, the other just projecting through the cork. The two tubes are so arranged that blowing into one will force the liquid in the flask out through the other tube. Used in the chemical laboratory for test-tube

experimentation; also to wash gases by passing them through the liquid contained in the bottle.

Wassermann reaction. The complement fixation method applied to the serum diagnosis of syphilis.

wa'ter. 1. A transparent, colorless liquid, H₂O, devoid of odor or taste and neutral in reaction. 2. In pharmacy, a solution of a gas, a solid, or a liquid in w. 3. A familiar term for urine.

acratothermal w's. Weak mineral w's.

aërated w. W. containing air or other gas in solution.

black w. A disease of cattle; also black w. fever.

carbonated w., carbonic acid w. W. containing carbonic acid in solution.

chalybeate w's. W's holding salts of iron in solution.

chlorin w. A saturated aqueous solution of chlorin.

chloroformed w. A saturated aqueous solution of chloroform.

cologne w. See *spiritus odoratus*, under *spiritus*.

distilled w. W. freed from its impurities by distillation.

eye w. See *collyrium*.

ferruginous w's. See *chalybeate w's*.

hard w. W. containing in solution salts of calcium or magnesium. Such w. requires more soap than ordinary w. to make a lather, because the fatty acid of the soap forms an insoluble compound with calcium and magnesium, and the salts of these metals must first be decomposed before a permanent lather is formed.

ice w. W. obtained wholly or in part from the melting of ice or made cold by the addition of ice.

mineral w's. W's having a special effect upon the system in virtue of salts or similar substances contained in them to such an amount as to give them a characteristic taste.

natural w. W. as it occurs in nature.

oxygenated w., oxygenized w. See *hydrogen peroxid*, under *hydrogen*.

sea w. The salt w. of the ocean and the great seas communicating with it.

soft w. W. which readily forms a lather with soap.

spring w. W. derived from springs. It is often prescribed in medicines.

subsoil w. A sheet of w. found below the surface of the soil, at depths that vary with the character and situation of the ground.

w-borne. Propagated by polluted drinking water; said of the intestinal diseases such as typhoid fever and dysentery.

w. brash. See *pyrosis*.

w. closet. A closet containing a stool for defecation.

w. cure. See *hydrotherapy*.

w. of crystallization. W. which is associated with another substance in a state of molecular combination and in definite proportions, and is essential to the preservation of the crystalline form of that substance.

w. on the brain. See *hydrocephalus*.

w. rigor. The death rigor caused by immersion in water. [Ang.-Sax., *waeter*.]

water-hammer pulse. See *Corrigan's pulse*, under *Corrigan*.

wa'ters, pl. of *water*. See *liquor amnii*, under *amnion*.

bag of w. See *amnion*.

breaking of the w. The rupture of the fetal envelopes at the time of parturition.

Watsonius Watsoni. Syn.: *Cladorchis*

W., *Amphistomum W.*, and *Paramphistomum W.* A trematode worm of the family *Paramphistomidae*, causing diarrhea and anemia in man.

wave. A ridgelike elevation (accompanied by a corresponding depression) of the surface of a fluid which advances while the particles of the fluid have little or no onward motion; hence a cycle of rhythmical alternating movement. **contraction w.** 1. The w-like progression of the contraction from the point of stimulation in a muscle. 2. The graphic representation of a contracting muscle. **dicrotic w.** A pulse w. showing dicrotism, due to low tension and extensibility of the vessel walls. It is regarded as an oscillation w. **fixed w. of contraction of voluntary muscle tissue.** One or more swellings which appear on a dead muscle fiber (as prepared for the microscope) due to the fixation of the muscle while contracted. **oscillation w.** A secondary pulse w. due to inertia of the vessel walls. **percussion w.** A vibration produced by the act of percussing. **predicrotic w.** A slight rise in the pulse w. which precedes the dicrotic rise. **pulse w.** The w. of pressure proceeding throughout the arterial system from the root of the aorta due to the output of blood from the ventricle during systole. **recoil w.** See *dicrotic w.* **reflected w.** In physiological physics, a w. which travels along a closed tube, and, meeting with an obstruction, is reflected back to its origin. **respiratory w.** An oscillation in the blood-pressure curve, rising during inspiration and falling during expiration in consequence of the variations of intrathoracic pressure during respiration. **stimulus w.** The w. of chemical change which passes along a muscle as the result of a stimulus applied at a certain point. **tricrotic w.** A third w., in addition to the tidal and dicrotic w's, occurring during systole and giving the impression of a triple-striking pulse. [Old Eng., *wave*.]

wax. A plastic concrete substance, consisting essentially of various compounds of the higher acids of the fatty acid series, especially myricylic and cerotic acids. **beesw'**, **bees' w.** A yellowish or brownish concrete substance deposited by the honey-bee in the honeycomb. It dissolves in boiling alcohol and sparingly in ether, and melts at 63° C. It consists essentially of myricin, cerotic acid, and cerolein. When bleached, it forms the *cera alba*, when unbleached, the *cera flava* of the U. S. Ph. and Br. Ph. **China w.**, **Chinese (insect) w.** A hard, white, crystalline substance, consisting chiefly of ceryl cerotate, used in China and Japan medicinally and for making candles. It is the purified product of an insect (*Coccus ceriferus*) which deposits it on the twigs of *Fraxinus chinensis*. **ear w.** See *cerumen*. **earth w.**, **fossil w.** See *ozokerite*. **grave w.** See *adipocere*. **Japanese w.**, **Japan w.** A hard, waxy fat, derived from the stone fruits of several species of *Rhus*, consisting chiefly

of palmatin. It occurs in commerce in hard, yellowish cakes or large, rectangular blocks covered with a fine white efflorescence, and is used like beesw'. **myrica w.**, **myrtle w.** Myrtleberry w., the bayberry tallow of commerce; a hard, green, or grayish yellow substance of resinous smell, obtained from various species of *Myrica*. It is more brittle than beesw', is somewhat bitter, and is readily saponifiable with the alkalis. It varies somewhat in composition. It is used with beesw' for candles. **ocuba w.** A fatty substance (sometimes confounded with myrtle w.) obtained from the fruits of *Myristica ocuba*; used like beesw'. **paraffin w.** See *paraffin* (1st def.). **pulverulent w.** See *cera amyлата*, under *cera*. **vegetable w.** A waxy substance of vegetable origin, especially myrtle w. **white w.** See *cera alba*, under *cera*, U. S. Ph., Br. Ph. **yellow w.** Beesw' obtained from comb without purification [U. S. Ph., Br. Ph.]. [Ang.-Sax., *weax*.]

waxberry. See *Myrica*.

way. 1. A road or path. 2. A manner or method. **dry w.** In chemistry, the employment of heat for liquefaction and chemical heat. **wet w.** In chemistry, the employment of liquid solvents for chemical tests.

weak'ness. Lack of physical or mental force.

wearing (ween'ing). The discontinuance of the nursing of a child.

Weber's law. The l. that "when a stimulus is continually increased the smallest increase of sensation which we can appreciate remains the same, if the proportion of the increase of stimulus to the whole stimulus remains the same." **W's guaiac turpentine test for occult blood,** see in *appendix*, page 907. **W's test.** A test for the hearing power. A vibrating tuning fork is placed on the vertex, and the patient observes whether the sound appears more or less loud by the ear under examination when it is stopped by the finger.

web-fin'ger. Two fingers joined by an abnormal extension of the web between the base of the fingers.

wedge. 1. A solid block two of the opposite sides of which slope to a narrow edge. 2. A piece of soft rubber or strands of silk to be inserted between two teeth to force them apart. [Old Eng., *wegge*, *wigge*, *wege*.]

Weich'selbaum's diplococcus. See *Diplococcus intracellularis*, under *diplococcus*. [Anton Weichselbaum, Austrian pathologist, born 1845.]

Weigert's theory. A theory explaining the formation of antitoxins and other antibodies by the general law of regeneration of the molecular groups of a cell, known as receptors, and their formation in excess owing to continuous stimulation by doses of a toxin. Ehrlich's theory is a continuation of this fundamental law. [Karl Weigert, German pathologist, 1843-1904.]

weight (wät). 1. That property of matter

(due to the force of gravitation) in virtue of which it tends to fall toward the earth. 2. The amount of such tendency to downward motion. **atomic w.** The w. of an atom of an elementary substance compared with that of hydrogen as unity. **curve of w.** A graphic representation of the different w's of the human body at different ages. **molecular w.** The w. of a molecule of a substance as compared with that of an atom of hydrogen. **weights and measures, table of;** see in *appendix, pages 941, 942, 943.*

Weil's disease (wil). Syn.: *febrile jaundice.* An acute infectious inflammation of the gall-ducts with jaundice and an enlarged spleen. Infectious jaundice. [Adolf Weil, German physician, born 1848.]

Weissmann's fibers. F's within the muscle-spindle.

Welcher's angle. See *nasal angle, under angle.*

wen. A sebaceous cyst commonly occurring on the scalp. [Old Eng., *wen, wenne,* from Ang.-Sax., *wen, waen.*]

Wenzell's ergotin. A preparation containing a mixture of alkaloids.

Werneck's commissure. The c. of the lemniscus; a tract of nerve fibers extending from the raphe of the tegmentum obliquely outward and forward.

Wernich's ergotin. (Liquid.) A dialyzed extract of ergot in the form of a reddish brown, syrupy liquid.

Westberg's disease. See *white spot disease, under disease.* [Friedrich Westberg, German physician, of the 19th century.]

Westphal's sign. Absence of the knee-jerk. [Karl Friedrich Otto Westphal, German neurologist, 1833-1890.]

Weyl's reaction for creatinin. Consists in treating a solution of the material to be tested with a fresh solution of sodium nitroprussiate and then adding a trace of caustic soda solution. A transient red solution is obtained, which, if creatinin is present, becomes yellow on standing. Upon boiling with dilute acetic acid Prussian blue is formed. [Theodor Weyl, German chemist, 1851-1913.]

Wharton's duct. Syn.: *submaxillary duct.* The d. of the sublingual gland, about 2 in. long, which opens into the mouth at the side of the frenum linguae. **W's jelly.** The gelatinous connective tissue of the umbilical cord. [Thomas Wharton, English physician and anatomist, 1610-1673.]

wheel (hwël). An elevation of the skin, usually of transient duration, of a roundish, oval, linear, or irregular shape, pinkish in color except during the height of its development, when at the center it becomes pale or blanched. [Old Eng., *wheel, a pimple.*]

Wheatstone's bridge. See under *bridge.*

W's mirror stereoscope. A s. which consists of two plane mirrors joined together at right angles, in which are reflected the projected images corresponding to the right and left eye, which are placed at the limit of distinct vision

in front of the mirrors at an angle of 45° to their reflecting surface. The two eyes then see the reflected images united at one point. [Charles Wheatstone, English physicist, 1802-1875.]

wheel and axle joint. See *trochoid articulation, under articulation.*

whcy (hwä). The watery part of milk remaining after the separation of the butter and casein. **alum w.** A preparation made by boiling cow's milk, adding gradually powdered alum, removing the clot, and straining. **wine w.** A mixture of milk and Rhine wine. [Dut., *wet, whey.*]

whiskey (hwis'ke). Spiritus frumenti, an alcoholic beverage obtained by the distillation of an infusion of fermented grain; a liquid of peculiar taste and odor, nearly colorless when freshly prepared, but acquiring by age from charred barrel or coloring matter, a tint varying from light amber to a yellowish brown. Sp. gr., 917 to 930. It contains about 50 per cent. by weight of alcohol. The U. S. Ph. requires that w. be at least 4 years old. **blended w.** A mixture of new and old w's. **blue grass w.** W. made in Kentucky, the "Blue Grass State." **Bourbon w.** A corn w. originally made in Bourbon County, Kentucky. **corn w.** W. manufactured from maize. **Irish w.** W. made in Ireland from malt and raw grain. **rye w.** W. made from rye. **Scotch w.** W. made in Scotland from malted grain, usually barley. The smoky flavor is due to the peat and turf fires used in drying the grain. [Irish, *usquebaugh.*]

whis'per. A sound uttered by the voice without sonant breath. **cavernous w.** In auscultation the direct transmission of whispered words through a cavity, as through a speaking tube.

whites. A popular term for leukorrhea.

white spot disease. See under *disease.*

white swelling. Tuberculous arthritis of the knee-joint.

whiting (hwi'ting). A purified calcium carbonate prepared from chalk by pulverization and decantation.

whitlow (hwit'lo). See *paronychia.* **melanotic w.** Melanotic sarcoma having the appearance of a w. with a faint border of melanotic tissue. **Morvan's w.** See under *Morvan.* [Prov. Eng., *whickflaw,* from *whick, quick, + flaw, a defect.*]

whoop (hwööp). The peculiar crowing sound which occurs during inspiration in a paroxysm of whooping cough.

whoop'ing-cough. See *pertussis.*

Widal's agglutination test. A test for typhoid fever, performed by adding 1 part of blood serum of a suspected case to 24 parts of distilled water and adding 1 platinum loopful of this mixture to a 24 hour motile peptone culture of the typhoid bacillus on a clean cover slip. This is placed drop downwards in a hollow glass slide and usually during some part of the course of the disease, the diluted serum of a typhoid patient will cause agglutination or clumping of the bacilli with cessation of their motility. This is called a positive reac-

tion for typhoid fever. **W's reaction for xanthin.** A reaction which consists of treating the substance to be tested with chlorin water and a trace of nitric acid and evaporating to dryness on the water bath. A yellow spot thus obtained turns red upon the addition of ammonia if xanthin is present.

Wigger's ergotin. (Pure, dried.) A dried extract of ergot purified by means of alcohol.

wind. 1. Moving air, a current of air. 2. See *flatus*. **electric w.** That form of current from a static electrical machine, which, striking the person, causes a sensation as if a gentle breeze were blowing upon the part.

wind pipe. See *trachea*.

wine. 1. The fermented juice of the grape, also of currants, etc. 2. W. holding a medicinal substance in solution. **Burgundy w.** Red or white w. from Burgundy in France. It is one of the strongest of the light wines. **heavy w's.** W's containing more than 12 per cent. by weight of alcohol, such as sherry, port, and Madeira. **high w's.** Commercial ethyl alcohol. **light oil of w.** A mixture of etherin and etherol; a light yellow oily liquid of aromatic odor, derived from heavy oil of wine by heating with water or alkalis. **light w's.** W's containing less than 12 per cent. by weight of alcohol, such as Rhine w., Sauterne, claret, or Burgundy. **low w.** The weakly alcoholic distillate first obtained in the preparation of whisky. **Madeira w.** A strong w. from the island of Madeira having an aromatic, nutlike taste. It contains about 15½ per cent. of alcohol. **Malaga w.** A sweet Spanish w. from the region of Malaga, containing about 13¼ per cent. of alcohol. **Moselle w.** W. from the district along the river Moselle in Germany, containing about 12 per cent. by volume of alcohol. **mulled w.** W. to which eggs and spices have been added, and the w. then heated. **port w.** A red or, sometimes, white w. from Oporto in Portugal, containing from 15.82 to nearly 18 per cent. of alcohol. **red w.** See *vinum rubrum*, under *vinum*. **sherry w.** A white or brown w. from the neighborhood of Xeres, in Spain, containing from 16.34 to 18.66 per cent. of alcohol. The Br. Ph. demands 16 per cent. **spirit of w.** Ethyl alcohol. **white w.** See *vinum album*, under *vinum*. [Ang.-Sax., *win*.]

wing. Any broad expanded structure or process resembling a bird's w. or occupying some analogous position. See *ala*. **ceratohyal w.** The lesser cornua of the hyoid bone. **greater w. of the sphenoid bone.** See *alae magnae*, under *ala*. **lesser w's of the sphenoid bone.** See *alae parvae*, under *ala*. **w's of the sacrum.** See *alae of the sacrum*, under *ala*. [Mid. Eng., *winge*, wing.]

Winslow's foramen. The space between the larger and smaller peritoneal cavities. **W's ligament.** See *posterior ligament of the knee-joint*, under *ligament*. [Jacques

Bénigne Winslow, Danish anatomist, 1669-1760.]

wintergreen (win'ter-grēn). 1. A plant of the genus *Pyrola* (including *Chimaphila*). 2. *Gaultheria procumbens*. 3. The genus *Vinca*. **common w.** *Pyrola minor*. **oil of w.** See *oleum gaultheriae*, under *Gaultheria*.

wir'ing. Fastening by means of wire.

Wirsung's duct. See *pancreatic duct*, under *duct*.

wis'dom tooth. See under *tooth*.

wistarin (wis'tar-in). A poisonous crystallizable glucosid obtained from the bark of *Wistaria chinensis*.

witch hazel. See *Hamamelis*.

with'ers. The ridge on a horse's back extending from the root of the neck to between the shoulder blades; formed by the prominent spinous processes of the first eight or ten dorsal vertebrae.

wolff'ian. Investigated by or named for *Kaspar Friedrich Wolff*, a Russian embryologist, 1733-1794.

wolfsbane (wolfs'bān). 1. A plant of the genus *Aconitum*, especially *Aconitum lycoctonum* and *Aconitum napellus*. 2. *Arnica montana*. 3. *Veratrum viride*.

womb (woom). See *uterus*. [Old Eng., *wambe*, from Gothic, *wamba*, belly.]

wood spirits. See *methyl alcohol*, under *alcohol*.

wood-ticks. Temporary parasites on man. Their bites produce wheals with central punctures with itching.

wool. The hair of sheep. It consists chiefly of keratin, one of the classes of proteins. **Holmgren's w's.** See under *Holmgren*.

wool-sort'er's disease. See *anthrax*.

woorali, woorara, woorari (woo'ral-e, woo'rah-rah, woo'rah-re). See *curare*.

word blind'ness. See *aphasia*.

word deaf'ness. See *aphasia*.

worm. 1. A small, limbless, creeping animal such as a member of the phyla *Platyhelminthes*, *Nemathelminthes*, or *Annelata*. 2. The median portion of the cerebellum, as distinguished from its hemispheres. **bladder w.** See *Oxyuriscus*.

bot w. The larva of the genus *Oestrus*.

flesh w. See *comedo*. **gourd w.** An old term for a distoma. **guinea w.** See *Filaria medinensis*, under *Filaria*.

hair-headed w. See *Trichocephalus*. **hooked w's.** The *Uncinariæ*, **long round w.** See *Ascaris lumbricoides*, under *Ascaris*.

long thread w. See *Trichocephalus dispar*. **palisade w.** See *Sclerostoma equinum*, under *Sclerostoma*, and *Eustrongylus gigas*, under *Eustrongylus*.

pin w. See *Oxyuris vermicularis*, under *Oxyuris*. **round w.** See *Ascaris lumbricoides*, under *Ascaris*.

tapew. See *tenia*.

thread w. Any w. of threadlike appearance, especially *Oxyuris vermicularis*.

wheat w. See *Leptus autumnalis*, under *Leptus*, and *Sarcoptes scabei*, under *Sarcoptes*.

whip w. See *Trichocephalus dispar*, under *Trichocephalus*. [Ang.-Sax., *wyrn*, snake.]

worm'ian bones. See under *bone*. [O. *Worm*, a Danish physician.]

Worm-Müller's test for glycosuria. A filtered solution of 2.5 grams of cupric sulphate in 100 c.c. of distilled water and a filtered solution of 10 grams of potassium tartrate and 4 grams of sodium hydrate in 100 c.c. of distilled water are used. Five c.c. of clear urine is mixed with 2.5 c.c. of the second and 1.5 to 3 c.c. of the first solution, and boiled. If sugar is present, cuprous hydrate is formed.

worm'seed. 1. *Santonica* or one of the plants yielding it. 2. *Chenopodium anthelminticum* or its seed. 3. *Erysimum cheiranthoides*.

worm'wood. 1. *Artemisia absinthium* and other species of *Artemisia*. 2. Of the U. S. Ph., 1890, the leaves and tops of *Artemisia absinthium*.

wound (woound). A division of the soft parts of the body by a mechanical force applied externally. In legal medicine, any lesion of the body resulting from external violence, whether accompanied or not with rupture of the skin or mucous membrane. **complicated w.** A w. accompanied by great hemorrhage, pain, or the presence of a foreign body. **contused w.** A w. produced by contusion.

flesh w. A w. involving only skin and superficial muscular layer. **gunshot w.** A w. inflicted by firearms. **incised w.** A cut produced by a sharp-edged instrument. **lacerated w.** A w. produced by tearing. **open w.** A w. that has free external communication. **poisoned w.** A w. to which poison has gained access. **punctured w.** A more or less deep w. with but little laceration of the skin; produced by a thrust with a sharp instrument, an animal's horn or tooth, etc. **simple w.** A w. in which the parts are only divided, as distinguished from a complicated w. **subcutaneous w.** A w. in which the external opening is very small. [Old Eng., *wound, wonde*, from Ang.-Sax., *winnan, wunnen*, to strive, to suffer.]

Wrightia antidysenterica. See *Holarhena antidysenterica*, under *Holarhena*.

wrightin (rit'in). See *conessin*.

Wrisberg's ganglion. See *superior cardiac ganglion*, under *ganglion*.

wrist. The carpus; the part between the hand and forearm. **w. drop.** See under *drop*.

writer's cramp. See under *cramp*.

wry neck. See *torticollis*.

X

xanol (za'nol). A proprietary preparation, consisting of caffeine and sodium salicylate.

xanthalin (zan'tha-lin). An alkaloid, $C_{37}H_{36}N_2O_8$, found in opium. It has no therapeutic value.

xanthelasma (zan-thel-as'mah). Another name for xanthoma. [Gr., *xanthos*, yellow, + *elasma*, a lamina.]

xanthelasmoides (zan-thel-as-moy'de-ah). Another name for urticaria pigmentosa. [Gr., *xanthos*, yellow, + *elasma*, lamina, + *eidōs*, resemblance.]

xanthic (zan'thik). 1. Yellow. 2. Derived from xanthin. **x. oxid.** See *xanthin*. [Gr., *xanthos*, yellow.]

xanthin (zan'thin). 1. 2-6 dioxypurin, $C_5H_4N_4O_2$, a substance occurring in the urine, in the serum of the blood, in muscular tissue, in the liver, spleen, thymus gland, pancreas, and brain, and pathologically as a constituent of xanthic calculi. **x. bases.** See *purin bases*. **x. oxidase.** Same as xantho-oxidase. [Gr., *xanthos*, yellow.]

Xanthium (zan'the-um). Cocklebur; a genus of the *Compositae*. **X. spinosum.** Bathurst bur, spiny clotbur; perhaps a native of Chili. It is a tonic and a febrifuge. **X. strumarium, X. vulgare.** Small burdock, cocklebur; a widely spread species containing a yellow dye and probable a glucosid, *xanthostrumarin*. [Gr., *xanthion*, from *xanthos*, yellow.]

xanthuria (zan-the-u're-ah). A condition of urine in which xanthic oxid is de-

posited. [Gr., *xanthos*, yellow, + *ouron*, urine.]

xanthochroia (zan-tho-kroy'ah). See *xanthoderma*. [Gr., *xanthos*, yellow, + *chroia*, the skin.]

xanthochromia (zan-tho-kro'mi-ah). Yellow patches occurring in the skin. The condition resembles xanthoma, but without the nodules or plates. [Gr., *xanthos*, yellow, + *chroma*, color.]

xanthocreatinin (zan'tho-kre-at'in-in). A poisonous alkaloid, $C_8H_{10}N_4O$, obtained from fresh beef. It produces lassitude, sleepiness, vomiting, and purgation. [Gr., *xanthos*, yellow, + *creatinin*.]

xanthoderma (zan-tho-der'mah). Yellowness of the skin. [Gr., *xanthos*, yellow, + *derma*, the skin.]

xanthogen (zan'tho-jen). The radicle, $CS_2OC_2H_5$, of xanthic acid. [Gr., *xanthos*, yellow, + *gennan*, to engender.]

xanthoglobulin (zan'tho-glob'u-lin). A substance found by Scherer in the liver and pancreas; now known to be identical with hypoxanthin. [Gr., *xanthos*, yellow, + Lat., *globulus*, a globule.]

xanthoma (zan'tho-mah). Syn.: *molluscum cholesterique*. A disease of the skin consisting of chamois-yellow plates or nodules embedded in the corium. **x. chromia.** See *xanthochromia*. **x. diabelicorum.** A form of x. occurring nearly always in association with diabetes and characterized by an eruption of x. lesions, which arise from inflammatory papules. **x. multiplex.** Syn.: *x. tu-*

- berosum*. The lesions in this form of *x.* are nodular instead of flat, otherwise they are like those of *x. planum*. **x. planum**. Roughly rectangular chamois-yellow plates embedded in the corium. They are from $\frac{1}{8}$ to $\frac{1}{2}$ an inch in their long diameter, situated on the eyelids, with the long diameter parallel to the margin, slightly, if at all, elevated, and soft to the touch. [Gr., *xanthos*, yellow, + *oma*, tumor.]
- xantho-oxydase** (zan''tho-oks'id-äs). An enzyme found in many organs, extracts from which have the property of converting hypoxanthin into xanthin and xanthin into uric acid.
- xanthophane** (zan'tho-fän). A yellowish fat obtained from the cones of the retina. [Gr., *xanthos*, yellow, + *phainein*, to show.]
- xanthophyll** (zan'tho-fil). The yellow coloring matter of plants. [Gr., *xanthos*, yellow, + *phyllon*, a leaf.]
- xanthopic'rin**, **xanthopic'rite**. 1. See *berberin*. 2. The aromatic principle in the bark of *Xanthoxylum caribbaeum*. 3. A bitter astringent crystalline substance in the root of *Xanthoxylon ternatum*. [Gr., *xanthos*, yellow, + *pikros*, pungent.]
- xanthoplasma** (zan-tho-plas'mah). See *xanthoma*.
- xanthopsia** (zan-thop'se-ah). A disturbance of vision in which objects appear yellow. [Gr., *xanthos*, yellow, + *opsis*, vision.]
- Xanthorrhiza** (zan-thor-ri'zah). A genus of the *Ranunculaceae*. **X. apiifolia**, **X. simplicissima**, **X. tinctoria**. North American yellow root. The root, formerly in the secondary list of the U. S. Ph., may be used as a simple tonic. The bark of the stem has the same properties. [Gr., *xanthos*, yellow, + *riza*, a root.]
- xanthose** (zan'thös). A yellow pigment found in cancers, usually forming a fatty or opalescent infiltration without any trace of a preceding extravasation of blood.
- xanthoxylene** (zan-thok'sil-ën). A volatile oil, $C_{10}H_{16}$, obtained from the fruit of *Xanthoxylum alatum*.
- xanthoxylin** (zan-thok'sil-in). 1. A slightly aromatic crystalline substance, $C_{20}H_{24}O_8$, obtained from the fruit of *Xanthoxylum alatum*. 2. A preparation made in North America from *Xanthoxylum fraxineum* or *Xanthoxylum carolinianum*.
- Xanthoxylon**, **Xanthoxylum** (zan-thok'sil-on, zan-thok'sil-um). 1. A genus of the *Rutaceae*. Most of the plants of the division are aromatic and pungent. 2. Of the U. S. Ph., the bark of *X. americanum* (northern prickly ash) or of *Fagara clava Herculis* (southern prickly ash). **X. americanum**. See *X. fraxineum*. **X. carolinianum**. 1. See *X. clava*. 2. A species found in the Southern States. The bark has properties like those of *X. fraxineum*. **X. clava (Herculis)**, **X. clavatum**. 1. Hercules's club. The aromatic and astringent bark contains berberin and is used like that of *X. aromaticum*. 2. See *X. fraxineum*.
- X. fraxineum**. Toothache tree; a North American species. The capsules and leaves smell like oil of lemon. The bark, with that of *X. carolinianum*, constitutes the *x.* of the U. S. Ph. It is diuretic, diaphoretic, and stimulant. The powder is also used topically as an irritant. The bark is chewed for odontalgia. [Gr., *xanthos*, yellow, + *xylon*, wood.]
- xaxa** (zaz'ksah). A trade name for acetyl salicylic acid.
- xenogenous** (ze-noj'en-us). Produced by a foreign substance or organism originating outside of the body. [Gr., *xenos*, strange, + *gennan*, to produce.]
- xenon** (ze'non). A chemical element found in extremely small quantities in the atmosphere. Atomic weight, 0.128. Symbol X. [Gr., *xenos*, strange.]
- Xenopsylla**. An insect of the order siphonaptera and family *Pulicidae*. **X. cheopis**. The rat flea which transmits bubonic plague.
- xenosite** (zen'o-sit). A parasite when in its intermediate host or lodged in an organ other than that in which it will eventually breed. [Gr., *xenos*, a stranger, + *sitos*, food.]
- xerase** (ze'räs). A mixture of specially prepared beer yeast, dextrose, white bole and nutritive salts. It is used as an absorbent and antiseptic in inflammation and ulceration of the vaginal and cervical mucous membranes.
- xeroderma** (ze-ro-der'mah). A cutaneous affection characterized by dryness of the skin. **x. ichthyoides**. See *ichthyosis*. **x. pigmentosum**. Syn.: *melanosis progressiva*. A disease of the skin, usually beginning in childhood and occurring in family groups, characterized at first by the development of an abundant crop of freckles accompanied by atrophic changes in the skin and later by the appearance of malignant growths. In its later manifestations it resembles the extreme forms of senile atrophy of the skin. The lesions are commonly on the exposed parts of the body and generally appear early in childhood. [Gr., *xeros*, dry, + *derma*, the skin.]
- xeroform** (ze'ro-form). Bismuth tribrom-carbolate, approximately, $Bi_2O_3(C_6H_2Br_3OH)$, a substitute for iodoform.
- xerophthalmia**, **xerophthalmus** (ze-rof'thal'me-ah, ze-rof'thal'mus). Xerosis of the conjunctiva, which is rough, thickened, and dry. It follows long-continued and severe conjunctivitis. [Gr., *xeros*, dry, + *ophthalmos*, the eye.]
- xeroplasta** (ze-ro-plas'tah). Of Schultz, morbid states characterized by suppressed or defective secretion, including atrophy, sterility, agalactia, anuria, marasmus, etc. [Gr., *xeros*, dry, + *plassein*, to mold.]
- xero'sis**. Another name for ichthyosis.
- Bacillus xerosis**. A member of the diphtheria group. [Gr., *xeros*, dry.]
- xerotic** (ze-rot'ik). Drying, desiccant.
- Ximenia** (zi-me'ne-ah). A genus of the *Olaceae*. **X. americana**. False sandalwood. The wood is used in place of

sandalwood. The root, bark, and leaves are purgative. [*F. Ximenes*, a Spanish naturalist.]

xinol (zi'nol). A mixture of zinc acetate and albumin naphthosulphonate, used topically in gonorrhoea.

xiphoid (zi'foy'd). Sword-shaped, ensiform. **x. process**. See *ensiform cartilage*, under *cartilage*. [Gr., *xiphos*, sword, + *eidōs*, resemblance.]

x-rays. See *Röntgen rays*, under *Röntgen*.

xylene (zi'len). Dimethyl-benzene, $C_6H_4(CH_3)_2$, known in three isomeric liquid forms. [Gr., *xylon*, wood.]

xylenin (zi'len-in). A poison resembling etherin extracted by xylol from the tubercle bacillus.

xilenobacillin (zi'len-o-bas-sil'in). See *xylenin*.

xylidin (zi'lid-in). A substance, $C_6H_3(CH_3)_2NH_2$, known in six isomeric forms. Commercial x. is a mixture of several of the forms. **x. red**. A red dye made by

mixing anilin and x. It closely resembles rosanilin.

xyloidin (zi-loy'din). A substance ($C_6H_9(NO_2)_6$), obtained by the action of nitric acid on starch. An explosive. [Gr., *xylon*, wood, + *eidōs*, resemblance.]

xylol (zi'lol). See *xylene*.

xylon (zi'lon). 1. Wood. 2. The genus *Gossypium*. 3. Of Berzelius, a substance, $C_{12}H_{22}O_{11}$, identical with wood cellulose and the shell tissue of fruit stones. [Gr., *xylon*.]

xylose (zi'lōs). One of the simple sugars (pentose), $CH_2OH(CHOH)_3CHO$, found widely distributed in plant life.

xylostein (zi-lo'ste-in). A bitter principle obtained from the poisonous berries of *Lonicera xylosteum*.

xylol (zi'lol). The radicle of xylene, $C_6H_3(CH_3)_2$.

xylylacamid (zi'lil-as-et-am'id). The substance, $C_8H_9.NH.C_2H_5O$ (or $C_6H_3(CH_3)_2.NH.C_2H_5O$).

Y

Y. Chemical symbol for the element *yttrium*.

ya'bin. An alkaloid obtained from yaba (the bark of *Andira excelsa*).

yar'row. See *Achillea*.

yaws. Syn.: *frambesia*, *gatlor*, *kwena*, *lupani*, *momba*, *ogodo*, *pian*, *polypapilloma*. An African term, meaning literally a raspberry, for frambesia; in the sing., yaw, a single efflorescence of the disease. "Daddy," "fadee," "grande," "mama," "master," "moder," and "mother" y. are the large tubercles occurring in the course of the eruption, often at the seat of inoculation. A specific infectious disease occurring in tropical countries, which is characterized by more or less constitutional disturbance and by the development in the skin of reddish tubercles, capped by a cheesy crust.

Yb. Chemical symbol for the element *ytterbium*.

yeast (yēst). A semifluid, viscid, flocculent scum forming on the surface of a saccharine juice when it is in a state of vinous fermentation. Y. is composed chiefly of *Saccharomyces*. Ordinary y. is beer y. beer y. The ferment (see *Saccharomyces cerevisiae*) obtained in brewing beer. It is insoluble in water or alcohol, has a dirty yellowish color, a bitter taste, and a sourish odor. Its ultimate composition, according to Schlossberger, is carbon 49.9 per cent., hydrogen 6.6 per cent., nitrogen 12.1 per cent., and oxygen 31.4 per cent. If separated from its nitrogenous principle, it becomes inert as a ferment. It has been used as an external stimulating poultice, also topically as a remedy for leukorrhoea. **bottom y**. The y. that settles when fermentation is

restrained by cold. **top y**. The y. formed on the surface of fermenting liquids. **y's in examination of stomach contents**, see in *appendix*, page 904. **y. plant**. The genus *Saccharomyces*, especially *Saccharomyces cerevisiae*. **y. poultice**. See *cataplasma fermenti*, under *fermentum*. [Ang.-Sax., *gist*; Old High Ger., *jesan*, ferment.]

yel'low. Of a color resembling that of gold; as a n., a y. color or pigment, also anything of a y. color; as a n., in the pl., y's, jaundice, more particularly in horses, cattle, and sheep. **y. spot**. An area surrounding and including the fovea centralis in the retina which has a slightly yellow color. Frequently used, therefore, to designate the area of distinct vision or central vision, although the designation is made preferably by the limits of the fovea centralis. [Ang.-Sax., *geolo*, *geolu*.]

yer'ba san'ta. See *Eriodictyon*.

Yer'sin's se'rum. A serum employed in the treatment of bubonic plague.

yohimbin (yo-him'bin). An alkaloid obtained from the bark of the yohimbeho tree. It is an aphrodisiac and is sometimes used as an anesthetic.

yolk (yök). See *vitellus*. **y. rest**. In embryology, the residual internal mass of segmentation spheres. **y. sac**. The embryonic vesicle. **y. stalk**. That portion of the y. sac that connects the latter with the embryo. [Ang.-Sax., *geolca*, *geolu*, yellow.]

Young-Helmholtz color theory. The theory of color vision, devised by Young and expanded by Helmholtz. It assumes that there are three fundamental color sensations: red, green, violet, and corresponding to these, three photochemical

substances in the retina. Each of these, if acted upon alone, gives the corresponding fundamental color sensation. Other color sensations are due to a simultaneous action of two or three of these substances. White is produced by equal stimulation of all three substances; black by entire absence of all stimulation.

Young's rule. See under *dosage*.

ytterbia (it-ter'be-ah). Ytterbium oxid.

ytterbium (it-ter'be-um). A metallic element. Symbol, Yb. Atomic weight, 173. [From *Ytterby*, in Sweden.]

yttrium (it'tre-um). A metallic element discovered at Ytterby, in Sweden, whence it derives its name. It occurs in very minute quantities. In compounds it acts as a trivalent radicle. Symbol, Y; atomic weight, 89.

Yucca. A genus of plants of the order of *Libiaceae*, growing in Mexico; several of the species are called soap-root. It has been employed as a diuretic.

Yvon's ergotin. A fluidextract of ergot, the menstruum being a dilute solution of tartaric acid.

Z

Zea (ze'ah). 1. A genus of grasses. 2. [Of the U. S. Ph.] Cornsilk, stigmata maydis. **Z. mais**, **Z. maiz**, **Z. mays**. Indian corn, maize; probably indigenous to tropical America. The male flowers (tassel) were formerly used in diseases of the urinary organs. The fresh styles and stigmas [zea, U. S. Ph.], are mildly diuretic. The fluidextract is official in the U. S. Ph. [Gr., *zea*, *zeia*.]

zedoary (zed'o-a-re). Long z. and round z., also the plants yielding them. **long z.** The aromatic rhizome of the *Curcuma zerrumbet*. It is bitter, pungent, and somewhat camphoraceous in taste, and is used as a tonic and carminative. **round z.** A rhizome resembling long z., but occurring usually in small sections having a heart-shaped outline. It is the product of *Curcuma aromatica*, or, according to some, of *Kaempferia rotunda*. It is said to be less spicy than long z. [Lat., *zedoaria*.]

zein (ze'in). A crystalline proteid prepared from maize.

Zeiss's glands. Small sebaceous g's which open into follicles of the eyelashes, and which serve to lubricate the latter.

zenkerism (zen'ker-izm). A peculiar form of degeneration, allied to coagulation necrosis, described by Zenker as occurring in the voluntary muscles in typhoid fever.

Zen'ker's degenera'tion. See *zenkerism*.

zeoscope (ze'o-skōp). An apparatus for determining the alcoholic strength of a liquid, zero marking the boiling point of pure water and 100 that of absolute alcohol. [Gr., *zein*, to boil, + *skopein*, to examine.]

zerrumbet (ze-rum'bet). 1. *Zingiber z.*, or its root stock (z. root). 2. A section of the genus *Zingiber*. 3. The genus *Curcuma*, especially *Curcuma z.* 4. The genus *Alpinia*.

ze'sis. Ebullition.

zestocausis (zes-to-kaw'sis). Cauterization with steam. [Gr., *zestos*, boiling hot, + *kausis*, a burning.]

zestocautery (zes-to-kaw'ter-e). An apparatus for applying zestocausis.

Ziehl-Neelsen method to stain tubercle bacillus in sputum, see in *appendix*, page 903.

Ziehl's solution. The carbolfuchsin solution employed to stain tubercle bacilli.

zinc (zink). A hard, bluish white metal, malleable and ductile at a temperature of 100° to 150° C., but brittle when heated above 200° C. Symbol, Zn; atomic weight, 65.4; sp. gr., 6.9. List of poisons and their antidotes, see in *appendix*, page 939. **aërated z.** **Z. carbonate.** **flowers of z.** **Z. oxid** prepared by subjecting pure metallic z. to a bright red heat with access to the air. **granulated z.** **Z.** obtained in granulated masses by pouring the fused metal into cold water. **precipitated z. carbonate.** A basic z. carbonate prepared by precipitation from a solution of z. sulphate by the action of sodium carbonate. It varies in composition according to the degree of concentration of the solutions and the temperature at which precipitation occurs. It is a very fine white powder, devoid of taste and odor, and insoluble in alcohol and in water [U. S. Ph., Br. Ph.]. **z. acetate.** A white crystalline substance $Zn(C_2H_3O_2)_2 + H_2O$ [U. S. Ph., Br. Ph.]. **z. aluminat.** The compound Al_2ZnO_4 . **z'amid.** A white amorphous substance, $Zn(NH_2)_2$.

z. bromid. A white, granular deliquescent powder, $ZnBr_2$, of saline, metallic taste [U. S. Ph.]. **z. carbonate.** Normal z. carbonate, $ZnCO_3$, occurs native in the impure form as calamine. It may also be prepared artificially. What is usually called z. carbonate is the precipitated z. carbonate. **z. carbonate (precipitated)** [*zinci carbonas precipitatus*, U. S. Ph.]. Hydrated zinc carbonate. **z. chlorid.** Butter of z.; a white deliquescent crystalline substance, $ZnCl_2$, of caustic, metallic taste, acid reaction, and marked caustic properties. It is readily soluble in water and in alcohol [*zinci chloridum*, U. S. Ph., Br. Ph.]. **z. ferrocyanid.** An amorphous white powder, $Zn_2Fe(CN)_6 + 3H_2O$. **z. gallate.** A white precipitate obtained by boiling z. acetate with gallic acid. **z. iodid.** The compound ZnI_2 , forming acicular crystals [*zinci*

iodidum, U. S. Ph.]. **z. oleate**. A preparation made by dissolving 1 part of z. oxid in 8 parts of oleic acid, forming a soft, talclike white powder. It is used in hyperidrosis and various skin diseases.

z. oleostearate. A creamlike compound of z. stearate with benzoated liquid albolene; used as an antiseptic and protective application [N. F., Br. Ph.]. **z. oxid**. A soft, white or yellowish white, amorphous powder, ZnO, devoid of taste and odor and insoluble in water and in alcohol [*zinci oxidum*, U. S. Ph., Br. Ph.]. **z. oxychlorid**. A crystalline substance, $ZnCl_2 \cdot 3ZnO + 4H_2O$, obtained by the action of a strong solution of z. chlorid on z. oxid. **z. permanganate**. $Zn(MnO_4)_2 + 6H_2O$; resembles potassium permanganate but is more active. It is used in urethritis. **z. peroxid**. The z. salt of hydrogen peroxid, being a mixture containing not more than 55 per cent. of z. oxid. It is used for the extemporaneous preparation of hydrogen peroxid. **z. phenolsulphonate**. A mildly antiseptic salt of z. $(Zn(C_6H_5O_4S)_2 + 8H_2O)$ [*zinci phenolsulphonas*, U. S. Ph.]. **z. phosphid**. The compound Zn_3P_2 , forming either crystalline fragments or a dark grayish powder, having a faint taste of phosphorus [*zinci phosphidum*, U. S. Ph., 1890]. **z. stearate**. The compound $Zn(C_{18}H_{35}O_2)_2$ [*zinci stearas*, U. S. Ph.]. **z. sulphate**. White vitriol (or white copperas), $ZnSO_4 + 7H_2O$, forming small, colorless, prismatic or acicular crystals having a saline metallic taste and acid reaction, soluble in about half its weight of water. It is used as an emetic and topically as an astringent [*zinci sulphas*, U. S. Ph., Br. Ph.]. **z. sulphocarbolate** [*Zinci sulphocarbolas*, Br. Ph., 1898]. See *z. phenolsulphonate*. **z. valerianate**. The compound $Zn(C_8H_{15}O_2)_2$, forming white scaly crystals, which have a faint odor of valerianic acid and a sweetish metallic taste [*zinci valeris*, U. S. Ph.; *zinci valerianas*, Br. Ph.]. [Lat., *zincum*.]

zincum (zin'kum). See *zinc* [U. S. Ph.]. **liquor zinci chlorati, liquor zinci chloridi**. A solution of zinc chlorid, containing 50 per cent. [U. S. Ph.], or about 30 per cent. [Br. Ph.]; made by dissolving metallic zinc in hydrochloric acid and removing the impurities. **unguentum zinci**. An ointment containing 15 per cent. of zinc oxid and 85 per cent. of benzoated lard [Br. Ph.]. **unguentum zinci oleatis**. An ointment of zinc oleate with soft white paraffin or petrolatum [Br. Ph.]. **unguentum zinci oxid**. A 20 per cent. ointment of z. oxid with benzoated lard [U. S. Ph.]. **unguentum zinci stearatis**. An ointment containing 50 per cent. each of zinc, stearate, and white petrolatum [U. S. Ph.].

Zingiber (zin'jib-er). 1. A genus of plants of the *Scitamineae*. 2. The rhizome of *Z. officinale*. **extractum zingiberis fluidum**. Fluidextract of ginger [U. S. Ph.]. **oleoresina zingiberis**. A prepara-

tion made by exhausting ginger with acetone and evaporating the acetone [U. S. Ph.]. **syrupus zingerberis**. Syrup of ginger [U. S. Ph., Br. Ph.]. **tinctura zingerberis**. Tincture of ginger, 20 per cent. [U. S. Ph.]; 10 per cent. [Br. Ph.]. **trochisci zingerberis**. Lozenges made of tincture of ginger with tragacanth and enough syrup of ginger. **Z. officinale**. A native probably of India, but not known in its wild state; a plant cultivated in the tropics for its fleshy rhizome, which constitutes ginger. Ginger contains starch, a yellow, volatile oil belonging to the terpenes, and a pungent resinous principle; it is used as a stimulant, carminative, rubefacient, etc. [Lat., for *ginger*.]

zingiberin (zin-jib'er-in). The oleoresin of ginger.

zinziber (zin'zib-er). Ginger.

zir'con. Native zirconium silicate.

zirconate (zir'kon-ät). A compound of zirconium oxid with the oxid of another element or radicle.

zirconia (zir-ko'ne-ah). Zirconium oxid.

zirconium (zir-ko'ne-um). A metallic element. Atomic weight, 91. Symbol, Zr.

Zittmann's decoction. See *decoctum sarsaparillae compositum*, under *sarsaparillae*.

Zizyphus (ziz'e-fus). A genus of shrubs or trees of the *Rhamnaceae*; in the pl., zizyphi, the fruits of *Z. vulgaris*. **Z. vulgaris**. A species found in the Orient, especially of Syria, cultivated in the Mediterranean regions of Europe for its fruits.

Zn. Chemical symbol for the element *zinc*. **zoetrope** (zo'e-tröp). The stroboscope; a toy in which a number of pictures, closely alike, yet varying progressively in certain features, are brought into view in rapid succession by rotating a drumlike wheel in which they are laid, the effect being that the object portrayed seems to perform intrinsic movements; the prototype of the cinematoscope. [Gr., *zoe* life, + *trope*, a turning.]

zo'ism. The aggregate of vital functions and processes. [Gr., *zoe*, life.]

Zöllner's lines. A series of vertical parallel lines which give the optical deception of appearing to converge or diverge with reference to one another because of a series of short, oblique lines drawn across their course. The figure illustrates our tendency to overvalue obtuse angles and to undervalue acute angles.

zomidin (zom'id-in). An aromatic brown substance obtained from beef extract. [Gr., *zomos*, broth.]

zomodmon (zo-mod'mon). A reddish-brown aromatic coloring matter obtained from flesh, bile, and other animal substances.

zomotherapy (zo-mo-ther'ap-e). Treatment by feeding with raw meat or its juices. [Gr., *zomos*, soup, + *therapeia*, medical treatment.]

zona (zo'nah). See *zone*. **z. arcuata**. The middle section of the membrana basilaris. **z. choriacea**. The thickened margin of the membrana basilaris where

it rests on the lamina spiralis ossea. **z. denticulata.** The *z. choriacea* and the *z. interna* of the basilar membrane. **z. externa.** That portion of the membrana basilaris that is external to the outer rods of Corti. **z. fasciculata.** The main portion of the cortex of the suprarenal capsule. It lies beneath the *z. glomerulosa*, and is composed of elongated and columnlike anastomosing groups of cells. **z. ganglionaris.** A large ganglion layer in Rosenthal's canal, lying on the periphery of the modiolus, between the fibrous bundles of the latter and the spiral lamina. **z. glomerulosa.** The layer of the suprarenal capsule next the fibrous capsule, forming the proper substance of the body of the organ and consisting of oval or rounded masses of cells that are really the ends of cells of the *z. fasciculata*. **z. herpetic.** See *herpes periscelis*, under *herpes*. **z. ignea.** See *zoster*. **z. incerta.** A layer of fine longitudinal nerve fibers, with a few scattered ganglion cells, immediately adjoining the reticular formation. **z. interna, z. levis.** The portion of the membrana basilaris that is internal to the outer rods of Corti. **z. orbicularis.** A thickening of the capsular ligament of the hip joint corresponding to the margin of the acetabulum. **z. pectinata.** The external, finely striated section of the lamina spiralis membranacea. **z. pellucida.** The vitelline membrane, so-called on account of its appearing as a broad transparent band lying between the opaque yolk substance within and the granular cells of the discus proligerus which adhere to it externally. When moderately magnified it appears homogeneous, but under a high power it exhibits a striated appearance as if it were porous. **z. perforata.** The inner division of the lamina spiralis membranacea, which is perforated in numerous places for the passage of the fibers of the cochlear nerve. **z. radiata.** The subepithelial coat of the ovarian ovum, made up of a layer of columnar cells, belonging to the discus proligerus. **z. reticularis.** The deepest layer of the cortex of the suprarenal capsule. Here the columns of cells disappear, only round groups remaining in between the septal connective tissue. [Gr., *zone*, belt, girdle.]

zone. A belt or girdle, a circular band differing from the surface carrying it. **boundary z.** The part of the medulla of the kidney next the cortex. In it the groups of blood vessels and uriniferous tubules alternate. **ciliary z.** A thin, transparent membrane which begins with a serrated margin on the ciliary processes, and extends inward nearly to the equator of the lens, where it is intimately connected with the anterior capsule. Microscopically it consists of slight, sharply defined fibers connected by a delicate intercellular substance. **epileptogenic z.** A *z.* comprising certain motor tracts in the cerebral cortex artificial irritation of which gives rise to

epileptoid convulsions. **hysterogenic z's.** Hypersensitive areas in various portions of the body pressure on which produces symptoms of hysteria. **intermediate z.** Of Guillard, the active *z.* of tissue immediately surrounding the central region of parenchyma in the stem of monocotyledonous plants. **internal z. of the lenticular nucleus.** A *z.* adjacent to the internal capsule, with which it is connected by transverse white fibers. **z's of the lenticular nucleus.** Three laminae consisting of masses of gray matter separated by white bundles (medullary laminae). **z's of the uterus.** Three *z's* into which R. Barnes divides the inner surface of the gravid uterus, with reference to the implantation of the placenta, designated the fundal *z.*, the meridional *z.*, and the cervical *z.* **z. of Zinn.** See *ciliary z.* [Gr., *zone*, from *zonunai*, to gird.]

zonesthesia (zo-nes-the'se-ah). See *girdle sensation*, under *sensation*. [Gr., *zone*, a girdle, + *aisthesis*, sensation.]

zon'ule. A small zone. **z. of Zinn.** See *ciliary zone*, under *zone*. [Lat., *zonula*, dim. of *zona*, girdle.]

zoöamylon (zo-o-am'il-on). See *amyloid*. [Gr., *zoon*, animal, + *amylon*, starch.]

zoöbiology (zo-o-bi-ol'o-je). Animal biology. [Gr., *zoon*, an animal, + *bios*, life, + *logos*, understanding.]

zoöchemia (zo-o-kem'e-ah). See *biochemistry*. [Gr., *zoon*, an animal, + *chemieia*, chemistry.]

zoödynamia (zo'o-di-nam'e-ah). Vital force as developed in animals. [Gr., *zoon*, animal, + *dynamis*, power.]

zoögenous (zo-oj'en-us). Transmissible from animals to man.

zoögeny (zo-oj'en-e). Animal reproduction. [Gr., *zoon*, animal, + *gennan*, to engender.]

zoöglea (zo-o-gle'ah). 1. A mass or colony of schizomycetous fungi enveloped in a gelatinous matrix secreted by them in some stage (the *z.* stage) of development during which the cells increase rapidly by fission. 2. The genus *Palmella*. [Gr., *zoon*, an animal, + *glaios*, a glutinous substance.]

zoögony (zo-og'o-ne). That department of embryology which relates to the origin of species of animals. [Gr., *zoon*, an animal, + *gone*, generation.]

zoöid (zo'o'oyd). 1. Like an animal; of the nature of an animal. 2. As a *n.*, an organism resembling an animal, especially one of the more or less completely independent organisms produced by gemination or fission, whether remaining attached to one another or detached and set free. 3. As a *n.*, of Brücke, the nucleus and coloring matter of a red blood corpuscle. [Gr., *zoon*, an animal, + *eidōs*, resemblance.]

zoölak. Matzoon. See *kumyss*.

zoölogy (zo-ol'o-je). The science of the structure, physiology, distribution, and classification of animals. **medical z.** Of Moquin-Tandon, the study of drugs of animal origin. [Lat., *zoologia*, from

Gr., *zoon*, an animal, + *logos*, understanding.]

zöomagnetism (zo-o-mag'net-ism). See *animal magnetism*, under *magnetism*. [Gr., *zoon*, an animal, + *magnes*, a magnet.]

zöomephititis (zo-o-mef-i'tis). Mephititis originating in the decay of animal matter. [Gr., *zoon*, an animal, + Lat., *mephitis*, a pestilential exhalation.]

zöonomy (zo-on'o-me). Animal physiology. [Gr., *zoon*, an animal, + *nomos*, a law.]

zöonotic (zo-on-ot'ik). Due to animal parasites.

zöoparasite (zo-o-par'is-it). An animal parasite. [Gr., *zoon*, an animal, + *parasite*.]

zöoparasitic (zo'o-par-as-it'ik). Pertaining to or produced by animal parasites.

zöopathology (zo'o-path-ol'o-je). The study of the diseases of animals. [Gr., *zoon*, an animal, + *pathology*.]

zöophysiology (zo'o-fiz-e-ol'o-je). Animal physiology. [Gr., *zoon*, an animal, + *physis*, nature, + *logos*, understanding.]

zöophyte (zo'o-fit). A plantlike animal, such as a sponge, a coral, etc. [Gr., *zoon*, an animal, + *phyton*, a plant.]

zöoplastic (zo-o-plas'tik). Formed from the tissue of an animal (said of grafts transplanted from some lower animal to man). [Gr., *zoon*, an animal, + *plassein*, to mold.]

zöoprecipitin (zo'o-pre-sip'it-in). A precipitin obtained by injecting albuminous substances of animal origin.

zöosperm (zo'o-sperm). Another name for spermatozoön. [Gr., *zoon*, an animal, + *sperma*, seed.]

zöotherapy (zo-o-ther'ap-e). Veterinary therapeutics. [Gr., *zoon*, an animal, + *therapeia*, medical treatment.]

zöotocous (zo-ot'ok-kus). See *viviparous*. [Gr., *zoe*, life, + *tokos*, childbirth.]

zöotomy (zo-ot'o-me). The dissection of animals; comparative anatomy. [Gr., *zoon*, an animal, + *tome*, a cutting.]

zöotoxin (zo-o-tok'sin). A toxin or poison of animal origin, such as snake venom. [Gr., *zoon*, animal, + *toxikon*, poison.]

zöotrophoxismus (zo'o-tro-fo-toks-is'-mus). Poisoning due to some kind of animal food.

zopissa (zo-pis'sah). Pitch. [Gr.]

zos'ter. Shingles; an acute vesicular eruption usually painful, characterized by the development of groups of herpetic (see *herpes*) vesicles corresponding in situation to the cutaneous distribution of a nerve. So called because it tends to encircle the body like a girdle. See *herpes zoster*, under separate heading. [Gr., *zoster*, from *zonnunai*, to gird.]

Zr. Chemical symbol for the element *zirconium*.

Zygaedenus (zig-ad'en-us). A genus of the *Melanthaceae*. **Z. elegans**. A Kansas species. The herb is said to cause fatal cerebral disturbance in sheep. **Z. Nuttallii**. A poisonous Californian species.

The tuber has properties similar to those of *Z. venenosus*. **Z. venenosus**. Hogs' potato; a Californian species having a very poisonous tuber. [Gr., *zygon*, a yoke, + *aden*, a gland.]

zygapophysis (zi-gap-of'is-is). An articular process of a vertebra. [Gr., *zygon*, a yoke, + *apophysis*, a process.]

zygocyte (zi'go-sit). The organism resulting from the conjugation of two gametes. [Gr., *zygon*, a yoke, + *kytos*, cell.]

zygoma (zi-go'mah). See *zygomatic arch*, under *arch*. [Gr., *zygoma*.]

zygomaticus (zi-go-mat'ik-us). See *table of muscles*, under *muscle*.

Zygomycetes (zi-go-mi-se'tes). The conjugating fungi; so called because they reproduce sexually by zygospores. They are one suborder of the *Phycomycetes*. [Gr., *zygon*, a yoke, + *mykes*, a mushroom.]

zygospore (zi'go-spör). 1. A compound spore formed by the fusion of the protoplasm of two similar cells (gametes). It germinates after a long period of rest. 2. A fertilized egg cell. [Gr., *zygon*, a yoke, + *spora*, a spore.]

zygote (zi'göt). See *zygocyte*. [Gr., *zygotos*, yoked.]

zygotoblast (zi-go'to-blast). Any germ set free by a zygote. These form in sacs in the body cavity of the mosquito and later migrate to the salivary glands, where they form the infecting agent of malaria. [*Zygoté* + Gr., *blastos*, germ.]

zylonite (zi'lon-it). An American filtering paper prepared from nitrated cellulose with camphor and alcohol; recommended for quantitative analysis. [Gr., *xylon*, wood.]

zymad (zi'mad). The morbidic germ of a zymotic disease.

zymase (zi'mäs). The alcoholic ferment formed by the yeast cell.

zyme (zim). See *ferment*. [Gr., *zyme*, from *zein*, to boil.]

zymic (zi'mik). Pertaining to fermentation.

zymo-. Combining form of Gr., *zyme*, ferment, leaven.

zymogen (zi'mo-jen). The preparatory material from which an enzyme (ferment) is formed. [Gr., *zyme*, a ferment, + *gennan*, to engender.]

zymogene (zi'mo-jën). A microbe that induces fermentation.

zymogenic (zi-mo-jen'ik). Causing fermentation or pertaining to fermentation.

zymoid (zi'moyd). The modified condition of an enzyme, produced by heating and other causes, in which it possesses still the power of combining with its substrate but can not produce any decomposition in this latter substance. [Gr., *zyme*, ferment, + *eidōs*, resemblance.]

zymology (zi-mol'o-je). The sum of knowledge concerning fermentation. [Gr., *zyme*, leaven, + *logos*, understanding.]

zymolysis (zi-mol'is-is). Fermentation or digestion by means of an enzyme. [Gr., *zyme*, leaven, + *lysis*, solution.]

zymoma (zi-mo'mah). 1. Leaven, a fer-

- ment. 2. An old term for gluten washed with water and alcohol.
- zymophytes** (zi'mof-its). Plants that produce fermentation. [Gr., *zyme*, a ferment, + *phyton*, a plant.]
- zymoplastic** (zi-mo-plas'tik). Ferment-forming. **z. substances.** Syn.: *thromboplastic substances*, *thromboplastin*, *thrombokinase*, *cytogen*, *coagulin*. The name given by A. Schmidt to those substances in the tissues which accelerate or favor the process of coagulation of the blood. [Gr., *zyme*, a ferment, + *plassein*, to form.]
- zymose** (zi'mōs). See *zymase*.
- zymosis** (zi-mō'sis). 1. Fermentation. 2. The development or propagation of an infectious disease caused by bacteria. 3. An infectious or contagious disease. [Gr., *zymoein*, to ferment.]
- zymotechny** (zi-mo-tek'ne). The employment of fermentation processes; the manufacture of products of fermentation. [Gr., *zyme*, a ferment, + *techne*, art.]
- zymothermae** (zi-mo-ther'me). Baths of a warm fermenting fluid. [Gr., *zyme*, a ferment, + *thermai*, hot springs.]
- zymotic** (zi-mot'ik). Of diseases, produced by a microorganism supposed to act as a ferment. **z. disease.** See *zymosis*. **z. papilloma.** Yaws. [Gr., *zymosis*, fermentation.]
- zymotoxic** (zi-mo-toks'ik). Toxic and of the nature of a ferment. **z. group.** The active dissolving group of atoms of a complement. [Gr., *zyme*, ferment, + *toxikon*, poison.]
- zymurgy** (zi'mur-je). The chemistry of fermentation. [Gr., *zyme*, leaven, + *ergon*, work.]

APPENDIX TO
APPLETON'S MEDICAL DICTIONARY

ANALYSES OF BODY FLUIDS

L. F. WARREN, A.B., M.D.,

Associate Professor, Internal Medicine, Director Clinical Laboratories,
Long Island College Hospital, Brooklyn, N. Y.

In the following pages the analyses of the body fluids are considered from a practical standpoint. They are not specific or detailed enough for a specialist in any of these lines. The description and blanks, however, will serve a useful purpose for the beginner, the general practitioner, or the student who wishes a ground work. With this idea they are presented. A chemical or theoretical explanation of any reaction will not be discussed.

HOW TO MAKE A URINE ANALYSIS

Name.....	Ward.....	Date.....	Sample.....
<i>Chemical Exam.</i> Quant.....	c.c. Turbid.....	Sp. Gr.....	Reaction..... Color.....
Albumin, Heat and Nitric.....	vol, Acetic-ferrocyanid.....	Heller's.....	
Glucose, Fehling's.....	Benedict's.....	Fermentation, Qual.....	Quant.....%
Polar.....%	Gravimetric.....%	Glucose.....	Gms. per day.....
Acetone.....	Diacetic.....	Bile, Foam.....	Gmelin..... Indican.....
Diazo.....	Urea.....	Grams per 24 hrs.....	Functional Test.....
<i>Microscopical Exam.</i> Crystals.....	R.B.C.....	W.B.C.....	
Epithelium.....	Casts.....		
Cylindroids.....	Spermatozoa.....	Bacteria.....	
Remarks.....	Examined by.....		

How to Preserve Urine.—As the specific gravity, determinations of albumin, sugar, etc., are only significant when the entire 24 hour specimen is collected, it must be kept from decomposing. Several substances may be used but I have found thymol to give the most satisfactory results. A 10 per cent. solution of thymol in alcohol is used. The vessel in which the 24 hour specimen is to be saved, is washed, dried, and the entire inside coated with this thymol solution. The excess is poured out and the alcohol then begins to evaporate, leaving thymol crystals not only on the bottom, but likewise on the sides of the container. Each specimen is placed in this vessel as soon as passed.

How to Take the Specific Gravity.—For general purposes the specific gravity should never be taken unless it can be determined from a 24 hour specimen. Normally the specific gravity varies from 1005 to 1040 during the day, and any conclusion drawn from a single specimen is very untrustworthy. Any urinometer on the market graduated from 1000 to 1040 is good enough for practical work.

To Determine the Reaction of Urine.—The litmus papers are sufficiently sensitive for practical work and the reaction should be determined from freshly voided urine. Most urines on standing become distinctly alkaline.

How to Clear the Urine.—Before beginning the usual tests, the urine should be as clear as possible. This can be accomplished by filtering through several thicknesses of filter paper, or by adding a small amount of powdered charcoal and then filtering. The charcoal mechanically holds back organisms, pigments, organic matter, etc., but does not disturb those bodies in solution.

TO TEST FOR ALBUMIN

Certain chemical and organic substances may appear in the urine and give indefinite reactions by the following tests. As such may occur in any urine, it is urged that the following 3 tests be made on every specimen before drawing conclusions as to the presence or absence of albumin.

Heat and Nitric Acid.—Take 5 c.c. of urine, heat to boiling and add 10 drops of nitric acid. A definite cloud or precipitate is a positive reaction.

Heller's Nitric Acid Test.—Underlay some urine in a test tube with concentrated nitric acid. A white ring at the zone of contact is a positive reaction.

Acetic Acid and Ferrocyanid Test.—To a third of a test tube of urine add one-third of a test tube of 10 per cent. acetic acid. Mix and add 1 drop of a 10 per cent. solution of potassium ferrocyanid. A cloud following the drop indicates albumin.

TO DETERMINE THE AMOUNT OF ALBUMIN PRESENT

By Volume.—Fill a test tube half full of urine, heat to boiling. Add 1 c.c. of concentrated nitric acid and set aside for 24 hours. Judge the volume by determining the relation of the sediment to the entire amount of urine used, that is, one-third, one-half, etc.

Tsuchiya's Method.—In an Esbach's tube place urine to the mark "U." Add Tsuchiya's reagent to the mark "R." Invert slowly 12 times, and set aside for 24 hours. It is read in grams per liter.

Purdy's Centrifugal Method.—This method is important as the amount may be determined in a very short time. To 10 c.c. of urine in a centrifuge tube, add 3 c.c. of a 10 per cent. solution of potassium ferrocyanid and 2 c.c. of a 50 per cent. solution of acetic acid. Invert until there is an even mixture. Allow the tube to stand 15 minutes. Place in a centrifuge for 3 minutes, using a speed of 1500 revolutions a minute. Each division of the graduated centrifuge tube represents 1 per cent., which is equivalent to .021 per cent. by weight of albumin.

TO TEST FOR SUGAR

Fehling's Test.—To 1 c.c. of each of the white and blue Fehling's solution³ in a test tube, add 4 c.c. distilled water. Heat to boiling and add 1 c.c. of suspected urine. A red precipitate is a positive sugar reaction.

Benedict's Test.—Two c.c. of Benedict's reagent⁴ are placed in a test tube with 10 drops of urine. Boil for 2 minutes. If glucose be present a precipitate red or yellowish in color, will appear. A small quantity of glucose may give the test only on cooling.

Fermentation Test.—Ten c.c. of urine are placed in a mortar and are ground up with compressed yeast, size of a pea. This is placed in a fermentation tube in the incubator for 24 hours. The presence of sugar is indicated by gas in the upper portion of the tube.

TEST FOR THE AMOUNT OF SUGAR

Gravimetric Method.—To 100 c.c. of urine compressed yeast the size of a cherry is added and evenly mixed. The specific gravity is accurately taken. The urine is then placed in an incubator for 24 hours at which time, if the Fehling test is negative, it is allowed to remain at room temperature for 1 hour. The specific gravity is again taken and the difference between the two multiplied by 234. This gives approximately the per cent.

Fermentation Method.—To determine this method the urine should be diluted so that there is not over 1 per cent. of glucose. It is then placed in an Einhorn fermentation tube after having been mixed thoroughly with a piece of compressed yeast the size of a pea. The carbon dioxide which evolves is read off in terms of per cent. of glucose as the tube is graduated in this manner. The amount read on the tube should be multiplied by the dilution to get the per cent. of sugar in the specimen.

By the Polariscopes.—Fifty c.c. of urine are placed in an Ehrlenmeyer flask. Powdered charcoal is added. The mixture is shaken very vigorously at minute intervals for five times. Filter through three thicknesses of filter paper, when if properly cleared, a colorless filtrate will be present. Place the filtrate in the specimen tube of the polariscopes and determine the degree of rotation.

TEST FOR ACETONE

Modified Legal's.—Place 5 c.c. of urine in a sedimentation glass. Add 2 small pieces of sodium nitroprussid. Dissolve by breaking with a glass rod. Add and thoroughly mix 15 drops of glacial acetic acid. Incline and overlay with ammonium hydroxid. A purple or violet ring is a positive test for acetone.

TEST FOR DIACETIC ACID

Gerhardt's Test.—To a third of a test tube of urine add drop by drop 10 per cent. ferric chlorid until all the phosphates are precipitated. Filter, and to the filtrate again add ferric chlorid. A red color, which fades on boiling, is a positive reaction.

TEST FOR BILE

Foam.—Place an inch of urine in a test tube and shake vigorously. The yellow color carried in the foam is a positive test.

Rosenbach's Test.—Filter a quantity of urine. Remove the filter paper, allowing the excess of water to evaporate, and add nitric acid in several places to same. A play of colors of green, purple, blue, red, indicates bile.

Gmelin Test.—By means of a 5 c.c. pipet underlay 5 c.c. of urine in a sedimentation glass with old nitric acid. A green color at the zone of contact beneath which later a purple, blue, red color appears, is a positive reaction.

TEST FOR DIAZO-BODIES

Ehrlich's Reaction.—First make fresh diazo-solution by adding 1 c.c. of the sodium nitrite solution to 40 c.c. of sulphanilic acid solution.⁵ Shake to an even mixture. A third of a test tube of this diazo-mixture is added to a third of a test tube of urine. A tube is inverted twice and ammonium hydrate, 2 c.c. is immediately added. A pink or salmon color in the fluid and foam is a positive reaction.

TEST FOR INDICAN

Jaffe's Test.—To a third of a test tube of urine, 1 drop of calcium hypochlorite solution is added to the side of the test tube. This is washed into the urine by a third of a test tube

of concentrated hydrochloric acid. Add quickly 2 c.c. of chloroform, and invert gently for several minutes. A blue color in the chloroform is a positive reaction.

TO DETERMINE THE AMOUNT OF UREA

A portion of a 24 hour specimen which has been preserved should be used. Occasionally the urines obtained by ureteral catheterization are subjected to this test to compare the kidney elimination of this body.

Hufner's Method.⁶—A Doremus or a Hinds modification of the Doremus ureometer is necessary. Two standard stable solutions are made up as follows: Solution A: sodium hydrate 100 grams dissolved in 250 c.c. water. Solution B: bromin 1 part, potassium bromid 1 part, and water 8 parts. These are kept separately and equal quantities are mixed and placed in the large tube of the apparatus each time a determination is made. The tube must be completely filled and this is accomplished by inverting several times. One c.c. of urine is then allowed to flow slowly into this tube either by means of a graduated pipet or of a second tube attached to the standard. The apparatus is graduated to read in milligrams of urea per c.c., as .01 gram of urea in 1 c.c. represents 1 gram per 100 c.c. of urine, the amount of urea in a 24 hour specimen is easily determined.

HOW TO DETERMINE THE FUNCTION OF THE KIDNEY

Rowntree and Geraghty's Phenol-Sulphone-Phthalein Test.⁷—After emptying the bladder the patient is injected with 1 c.c. of this dye. An accurately graduated tuberculin syringe should be used. He is then given 200 c.c. of water and voids or is catheterized at the end of 1 hour. This constitutes the first hour's excretion. He again takes 200 c.c. of water and voids at the end of the second hour from the injection. These 2 specimens are placed separately in 1000 c.c. measuring flasks and enough N-4 sodium hydrate is added to make them distinctly alkaline. Distilled water is then added to 1000 c.c. A small amount from each flask is filtered and the amount of the dye excreted is determined by comparing with standard solutions in a tintometer. A Hellige colorimeter is practical and easy. The standard solution is made by taking 1 c.c. of the dye, placing it in 1000 c.c. flask, making it distinctly alkaline with N-4 sodium hydrate and diluting with distilled water to 1000 c.c. This solution is placed in the wedge of the colorimeter and compared with the unknown which has been placed in the small rectangular chamber of the instrument. The instrument is graduated and the per cent. excreted each hour is thus directly determined.

HOW TO OBTAIN SEDIMENT

The examination of sediment should be made as quickly as possible after the urine is voided. The sediment is obtained by centrifuging for 3 minutes, or by placing some urine in a glass with a conical base, allowing the organic matter to settle down merely by gravity. If the sediment from a 24 hour specimen is to be examined, the entire urine should be shaken vigorously before portions are placed in either the centrifuge tube or the sediment glass.

HOW TO RECOGNIZE RED BLOOD CELLS

Red blood cells are round, usually numerous, all the same size, have a greenish tinge, are non-nucleated, non-granular, and are occasionally crenated. As a last resort they may be stained with the usual blood stains.

HOW TO RECOGNIZE WHITE BLOOD CELLS

They are round, the edges occasionally are broken, they are nucleated, granular, have a greyish color, are occasionally clumped and lastly, can be stained as polynuclears from other places.

HOW TO RECOGNIZE EPITHELIAL CELLS


They are usually irregular in shape, larger than the above, have a single nucleus; frequently 2 or 3 are joined together. They may be hyaline or granular.

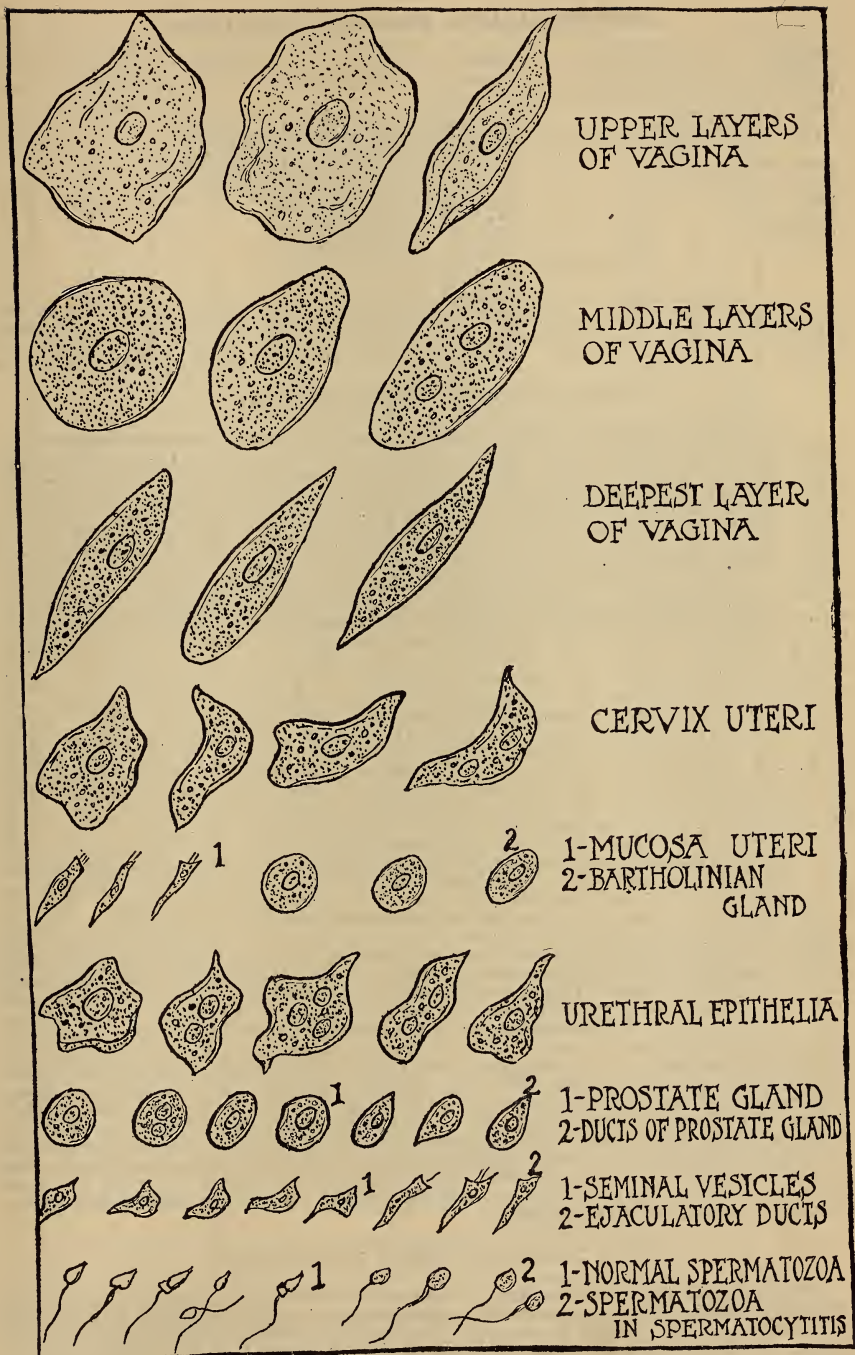
HOW TO RECOGNIZE CASTS

Casts may be recognized by their having a limiting membrane enclosing a matrix or substance in which are epithelial cells, pus cells, red blood cells, granules, fat globules. From these latter characters they take their name as epithelial casts, red blood casts, etc. Casts have usually square ends, their diameter is the same throughout—they usually do not twist or bend. Their ends are not pointed.

HOW TO RECOGNIZE CYLINDROIDS

Cylindroids are recognized by having twists, turns, varying markedly in diameter in different places, most frequently pointed at the ends and frequently crossing an entire field. They usually do not have cellular intrusions.





HOW TO MAKE A BLOOD EXAMINATION

Name.....	Ward.....	Date.....
R.B.C.....	W.B.C.....	Hgb.....
Differential count, Number of cells counted		% Method.....
Neut. Polynuclears.....		Color Index.....
Lymphocytes, small.....		Myelocytes, neutrophil.....
large.....		eosinophil.....
Eosin. Polynuclears.....		basophil.....
Transitionals.....		Anisocytosis-Poikilocytosis.....
Mast.....		Polychromasia-Stippling.....
Degenerates.....		Megaloblasts.....
Remarks.....		Normoblasts.....
	Examined by.....	Plasmodia.....

Any standard blood counting apparatus is necessary. Those made by Leitz or Zeiss are excellent, but I have seen marked errors from use of inferior makes. The apparatus consists of 2 pipets. The red pipet is graduated for a 1 to 101 dilution, the white pipet for a 1 to 11, or a 1 to 21 dilution. The ruling of the well should be either Zappert-Ewing or Turk.


HOW TO COUNT RED BLOOD CELLS

After cleansing the finger with alcohol, it is thoroughly dried. A small instrument as a Hagedorn needle or a Ford blood lancet is used. The first drop is discarded, and with a small amount of pressure a second drop is expressed. It should be the size of a small cherry pit before beginning to fill the pipet. With the aid of the small rubber tube of the apparatus, blood is drawn into the 1 to 101 pipet up to the mark 5, the end of the pipet is cleaned with a small piece of gauze, and placed in a dish containing Hayem's solution. Suction is then made through the rubber tube and the pipet filled to the mark 101. The rubber tube is then removed and the pipet is rolled between the 2 hands, keeping it always in a horizontal position. This is continued for 1 minute as it is necessary at this time to get an even suspension of the red blood cells. The tube is then laid aside until the white pipet has been filled, smears made and the hemoglobin determined. The count can be made following this or any time during the next 12 hours as the cells do not disintegrate. When the count is made the well is thoroughly cleaned with distilled water, and dried with a silk handkerchief. The cover glass is likewise cleaned. The red pipet is again rolled between the hands for 1 minute and one-third of its contents is blown out and wasted. A drop is then placed upon the center of the island of the counting chamber and is immediately covered with the cover glass. The size of the drop and the technic of covering it to get a good preparation, must be learned by experience. My own method is as follows: The rubber tube is placed on the pipet, and doubled upon itself one-half inch from the end of the pipet. By squeezing it slightly between the thumb and index finger, a drop is expressed and wasted. The pressure of the thumb and finger is still applied, and the end of the pipet is placed on and in the middle of the island. Slight pressure with the thumb and finger is again exerted until enough suspension is on the island so that when the cover glass is applied it covers from three-fourths to seven-eighths of the island. The cover glass is sealed to the well by firmly applying pressure on the cover glass over the glass table of the well until colored rings appear where the two are in contact. They are seen between the cover glass and this table when looked at obliquely with direct light. The well is now placed on the stage of the microscope and viewed with the third objective. The eye piece of the scope is drawn upward to secure better magnification. Although there are many methods for counting red cells, I have found the following short, easy, and most useful. The central square millimeter is placed under the field and one of the horizontal spaces having a line in the middle is found. This will be seen to be one-twentieth of a mm. wide and 1 mm. long. It is divided by intersecting lines into 20 small squares. All the red cells within the space are counted and their number noted. A second vertical space is likewise chosen, the cells counted and the number noted. The well is again cleaned, another drop is added and the same process repeated. To the number of cells counted in these 4 spaces add 4 zeros which give the number of cells in a cubic millimeter of undiluted blood. This is explained as follows: Each space has 20 small squares, hence, the 4 spaces have 80 small squares which are one-fifth of the 400 small squares into which the central millimeter is ruled. Hence, one-fifth of a square millimeter of surface was counted, but the depth of the well is one-tenth of a millimeter, hence, one-fiftieth of a cubic millimeter of diluted blood was counted, and as the dilution by this method is 1 to 200, we must multiply the number counted by 50 and by 200 to secure the number of red cells in 1 c.c. of undiluted blood. This is the same as multiplying by 10,000 or adding as above, 4 ciphers.

HOW TO COUNT WHITE BLOOD CELLS

After filling the white blood cells in the manner described above, but using as a diluent a freshly prepared one-half per cent. acetic acid solution, the pipet is rolled for 1 minute and again one-third of its contents is expressed. A drop is placed upon the island in the same manner as is described above. The cover glass is applied, and the well allowed to stand for 1 minute. This gets all the white cells in the same plane. The 4 corner square millimeters are chosen and one of the side square millimeters is used. The small round, rather dark

bodies will be easily seen and the number in each square millimeter is noted. After the 5 square millimeters are counted, the well is cleaned and another drop is taken from the pipet after it has been thoroughly rolled, and 5 more square millimeters are counted and the number of each noted. These 10 numbers added give the number in 1 cubic millimeter of diluted



ZAPPERT-EWING RULING.

blood and must be multiplied by 20 to get the number of white corpuscles in 1 cubic millimeter of undiluted blood. This last is true if a 1 to 11 pipet is used, the blood drawn to .5, and acetic acid to 11. If, however, a 1 to 21 pipet is used we multiply by 40.

HOW TO TAKE HEMOGLOBIN

Many instruments are used for the estimation of hemoglobin but I have found 3 methods of particular importance. I believe for outside work the Dare hemoglobinometer is the best, as the blood does not have to be diluted and needs only a dark room for its determination. For hospital work I have found the Miescher most useful, but of late the Sahli has in many places been substituted. Theoretically the instrument is the best and gives best practical results. Instructions as to use comes with each apparatus and will not be discussed here.

HOW TO DETERMINE THE COLOR INDEX

The color index of the red cells is easily determined if the following is noted. A red blood count of 5,000,000 should have 100 per cent. hemoglobin. A cell count of 4,000,000 should have 80 per cent., one 3,000,000, 60 per cent., etc. It will be observed if the first two figures of the red count are multiplied by 2, it is what the hemoglobin should be if red cells and hemoglobin were diminished in the same proportion. Hence in any given case where the red count and hemoglobin are known, multiply the first 2 figures of the red cell count by 2 and place it as the denominator, the numerator of the fraction being the hemoglobin as determined by instrument in the case. Reduce the fraction placing it in decimal form and we have the color index.

HOW TO MAKE BLOOD SMEARS

For the easy recognition of white cells, it is essential that a good smear be made. This is easily done as follows: Cover glasses three-quarters of an inch square must be perfectly clean and lint free. This is accomplished by cleaning them with hydrochloric acid for 24 hours. They are then washed in water and placed in alcohol. A silk cloth is used to dry them. The finger should never come in contact with the flat sides of the glasses. A small drop of blood the size of the head of a pin is taken on one of these cover glasses which in turn is placed upon a second similar film. If they are clean, the blood runs out covering the entire surfaces in apposition. Just before this movement of the blood stops, the films are gently pulled apart and allowed to dry in the air.

HOW TO STAIN A FILM

Although many blood stains are used and have their advantages in bringing out certain special characteristics, I have found Wright's stain particularly applicable for the ease with which it is used and because of its good differentiation. Five drops are placed on a dried film and left for 1 minute, when 5 drops of distilled water are added and left for 2 minutes. The film is then gently washed with distilled water until the blue color just disappears and a pink color appears. It is then dried with blotting paper and mounted in balsam. If the stain is good, the red cells take a pinkish or copper color and white cells have their nuclei blue, with their respective granules differentiated.

HOW TO RECOGNIZE VARIOUS WHITE CELLS

Polymorphonuclear Neutrophils.—In the following, the cells are described as they appear stained with Wright's stain.

Neutrophilic polynuclears make up 60 to 70 per cent. of the normal white cells and are characterized as follows: They are usually round, about twice the size of a red blood cell, have a blue nucleus which is multiple, lobulated, or horseshoe-shape. The protoplasm has a pinkish color and contains a few fine granules usually having a lilac tint.

Lymphocytes, small.—These cells are characterized by their deeply staining compact nucleus taking a dark blue color. The nucleus occupies all or most of the cell, and is either in the center or at one side. The protoplasm is a clear blue. There are no granules but occasionally a few small vacuoles are present. They vary in size from that of a red cell to twice the size of such a cell. They form from 15 to 25 per cent. of the white cells of normal blood.

Lymphocytes, large.—This cell is frequently difficult to classify but typically it is characterized by its irregular shape, being easily indented by any cell with which it comes in contact. Its protoplasm is larger in amount than its nucleus. The nucleus is usually oval and situated in the middle of the cell. It stains a faint, even blue color. The protoplasm stains palely blue, is very clear, and does not stain for a small area around the nucleus. Occasionally there are a few small vacuoles or a few eosinophilic granules.

Eosinophils.—The eosinophils are large, slightly irregular cells with very distinct bright pink granules. These granules cover the protoplasm often making it invisible. Occasionally there are vacuoles scattered about through the granules. The nucleus is of a polymorphonuclear type and stains definitely blue. They make up from a half to 2 per cent. of the white cells of normal man.

Transitionals.—These cells are characterized by their large size, at times being 3 times as large as a red cell. They are commonly slightly irregular and occur in from 2 to 4 per cent. of a normal differential. The nucleus is oval, lobulated or a horseshoe and stains an even dirty blue color. The protoplasm likewise is stained a dirty blue tint, and has scattered throughout neutrophilic granules which take a lilac shade.

Mast Cells.—This cell is present in normal blood from one-quarter to one per cent. It is characterized by its deeply staining lobulated or cloverleaf nucleus. The protoplasm is very blue and it is difficult to determine where the nucleus stops and the protoplasm begins. The distinctive feature of the cell is a number of blue black granules which at times entirely fill the protoplasm.

Degenerates.—This term is used to include all cellular masses whose staining reactions, form, size, etc., do not admit of their classification. Although the number of these cells is determined in each differential they do not enter into the per cents. of the differential.

Myelocytes.—These cells are characterized first by their large, oval, saddle bag or kidney-shaped nucleus which stains palely and often shows reticulation. The nucleus is often situated at one side of the cell, the protoplasm of the cell stains a pale blue; the granules are either neutrophilic, eosinophilic, or basophilic. The former are small, usually abundant with a lilac tint. The eosinophilic granules vary greatly in number. Some cells have few, others being filled with them. The basophilic granules are large and take a heavy blue black color.

HOW TO MAKE A DIFFERENTIAL CELL COUNT

After the film is stained it is examined with the sixth objective. The white cells in any field are noted as to number and kind. The film is then moved and the same note again made. This is continued until 200 white cells have been counted and properly noted and classified. The number of each kind is then determined and this is divided by 2 to get the per cent. of each as they exist in the film.

HOW TO RECOGNIZE VARIOUS RED CELLS

Poikilocytosis—Anisocytosis.—Normal red cells are round, but under pathological conditions they may assume many and various shapes. This is called poikilocytosis and is naturally a thing of degree. When over one-half of the cells have altered form, this property is marked. Normally red cells vary slightly in their size or diameter. Under abnormal conditions there may be extreme variations. This variation in diameter above the normal variation is called anisocytosis and if over one-half of the cells of the film differ in size from normal cells, anisocytosis is marked.

Polychromasia—Stippling.—A red cell showing polychromasia is one having a grayish tint when its neighbors have a pink or copper stain. At times this is very slight, but in severe anemia, pernicious anemia, lead poisoning, etc., may be abundant. Stippled red blood cells are those having small blue black granules scattered through their protoplasm. They are seen particularly in lead poisoning, pernicious anemia, and occasionally in severe anemias. They are best noted with the oil immersion.

Normoblasts.—A normoblast is a nucleated red cell which has a small, darkly staining pycnotic nucleus. Occasionally the protoplasm may show polychromasia or stippling. A megaloblast is a nucleated red cell with a large, open, reticulated or wagon-wheel nucleus. It usually also shows polychromasia or stippling. The cell is commonly large and may be irregular in shape. Although there are many points of differentiation between these 2 cells and each hematologist has his own opinion as to their identity, I have found the above differentiation as described by Grawitz, to be easy and practical.

Malarial Plasmodii—Tertian Organism.—With the Wright's stain malarial organisms are beautifully colored and easy of differentiation. They are characterized by having a nucleus, protoplasm and granules. The tertian organism at about 24 hours after the chill occupies one-quarter to a third of the cell, although the cell is usually larger. The chromatin mass or nucleus is red, small, and situated at one side of the organism. The protoplasm is fairly abundant, stains blue, and is commonly irregularly placed through the red cell. The granules at this age are small, brownish in color and at the end of the pseudopods. The organism continues to grow until 40 hours old, filling quite the entire cell which has enlarged to accommodate it. The nucleus at this time breaks up in from 18 to 24 portions and is gradually placed through the protoplasm. The granules now lie in 2 or 3 nests throughout the protoplasm until the new segments are formed. At the end of 48 hours the cell is broken, the segments freed, and the granules placed in the blood stream.

Estivo-autumnal Organism.—In this form we see the typical signets. They are found best in the peripheral blood 8 or 10 hours after a chill. The protoplasm is pale, takes the form of a ring with a knob on one side which is the nucleus. This stains a red color. Occasionally 2 or 3 of these signets are seen in the same cell. They must be looked for with the immersion objective. During development the signet passes to the internal organs and only occasionally is its growth carried on in the peripheral stream. However, if the infection has been present for a week or more, crescents and ovoids may be present in the peripheral blood. They are characterized by having a crescent or oval form. This deforms and stretches the red blood cell so that only a bib of the cell is usually seen. The protoplasm of the organism stains blue, and the granules are either scattered throughout or arranged centrally in a single clump. The chromatin is either scattered about or is quite compact at the center, depending upon the sex.

Quartan Organism.—The red cell host is smaller, often crenated and takes a brassy color. The pigment is coarse, black and the granules are large. They lie at the periphery of the organism. The organism develops in the peripheral stream and at 60 hours old the pigment passes in rows toward the center, and finally collects in a central clump. At 66 hours segments begin to form and division lines again run from the periphery of the organism to its center. This form is spoken of as the "daisy" age of the plasmodium. At 72 hours, 8 to 10 segments are freed and the cycle begins again.

HOW TO MAKE A SPUTUM EXAMINATION

Name..... Ward..... Date..... Quant.....cc. Sample.....c.c.
Color..... Character..... Consistence..... Odor.....

Microscopical Examination

Fresh Preparation, pavement epithelium..... alveolar cells..... dust cells.....
heart-failure cells..... elastic tissue..... kind..... quant.....
Charcot-Leyden crystals..... Spirals, kind..... number.....
Stained preparation, mononuclears..... polynucs..... eosin.....
Tubercle bacilli, number..... method.....
Other bacteria, number and kind (Gram's Stain)..... Predominating type.....
Pneumococcus..... B. Influenzae.....
Remarks..... Examined by.....

MACROSCOPIC EXAMINATION

It is always well to ascertain the amount of sputum that is raised in 24 hours as well as to ascertain in what manner it was raised. Thus a patient with cavities, bronchiectasis,

abscess, etc., raises a large amount in a paroxysm of cough and then is free for a certain length of time. A patient with tuberculosis commonly raises sputum in the morning but not through the day, while a patient with chronic bronchitis or broken compensation may raise most of the sputum at night. Although it is well to have this information, it is not best to wait for a 24 hour specimen for examination. The sputum should be examined as soon after it is expectorated as possible, because large numbers of saprophytic organisms may make it liquid and organisms which were previously present, may be difficult to find. Again the bacterial flora of the sputum cannot be properly judged from old sputum.

Color.—It is important to note the color of the sputum in all cases. A bloody or bloody streaked sputum, which may be present from many causes, should always throw the balance in favor of tuberculosis until that can be absolutely ruled out. This is particularly true when patients are apparently well. The rusty sputum of pneumonia is at times a strong diagnostic point in unusual cases. The dark sputum of coal and mine worker is often a significant finding in association with a bronchitis.

Character and Consistency.—The sputum varies in character and consistency from a mucoid to a liquid purulent condition. If a few pus cells are incorporated in the mucus, giving small yellowish patches in same, it is spoken of as a mucopurulent sputum. If enough blood is present to determine by the eye, it is spoken of as a blood streaked, and if abundant blood is present, a hemorrhagic sputum. If abundant pus is present and is spit up in mouthfuls, it is a purulent sputum. The rusty sputum of pneumonia is very tenacious and has a peculiar glairy appearance, while the sputum of a perforating empyema is usually thin, liquid, and distinctly purulent. The odor of sputum is usually of less significance than the amount and color. However, the odor of sputum of bronchiectasis and putrid bronchitis, is usually fetid, while the odor in gangrene is that of proteid putrefaction and is worst of all. Sputum which has not stood either within or without the body, excepting the above mentioned conditions, usually has very little odor.

MICROSCOPIC EXAMINATION

How to Examine a Fresh Preparation.—The examination of sputum in a fresh unstained preparation is usually, but should never be, omitted. Much can be learned that a stained preparation will not show. Thus the types of cells present, aiding us in judging from what part of the respiratory tract the sputum came; the finding of elastic tissue, speaking of the disintegration of the lung substance; the crystals, plugs, and spirals of asthma and bronchitis; these are important findings which should be looked for in this manner as the case demands. For this examination 1 dram of sputum is placed on a 4 by 5 inch glass plate. A small portion of this sputum is covered with a 1 by 3 inch glass slide. Pressure is applied until all in the field can be easily interpreted when viewed with the third objective.

How to Recognize Pavement Epithelium.—Epithelial cells get into the sputum from the mouth, pharynx and the respiratory tract as low as the larynx. They are large, irregular in shape, have a single small nucleus, and usually several cells are massed together. They often show granular and fatty degeneration.

How to Recognize Alveolar Cells.—It is important to recognize alveolar epithelium. The cells are 3 or 4 times the size of a leukocyte, are usually oval and have a coarsely granular protoplasm with one or more large vesiculated nuclei. They are found in normal sputum but are markedly increased in inflammatory process in the lungs, especially tuberculosis. Some of them contain intrusions of dust particles, carbon, blood pigment, etc., and are hence named dust cells, carbon cells, heart failure cells. Dust or carbon cells are found most often in the sputum of patients who have a dusty occupation. Heart failure cells are found most commonly in chronic passive congestion due to mitral disease in which condition the entire sputum may have a yellowish color. More commonly, however, these cells give yellow or brownish areas scattered throughout a mucous sputum. The yellow granules which the cells contain are usually large but some cells take a diffuse yellowish tinge.

How to Recognize Elastic Tissue.—It may appear either in small shreds or in its alveolar arrangement, and is characterized by its double hair-line wall, its homogeneous hyaline appearance, its square but often curved ends, and by its branching. The alveolar arrangement is easily recognized as it has large numbers of fibers intertwining, enclosing definite small spaces.

How to Recognize Charcot-Leyden Crystals.—They are long, narrow, transparent diamond-shaped crystals. They vary markedly in size but are usually found in groups or clumps. They are soluble in hot water and stain red with eosin.

How to Recognize Curschmann's Spirals.—They consist of twisted strands of mucus enclosing pus cells, eosinophils and occasionally Charcot-Leyden crystals. Most spirals have a central axis which is very refractile. They are seen most often in bronchial asthma but occasionally are seen in other types of bronchitis and pneumonia.

STAINED PREPARATION

How to Make a Sputum Smear.—When, during the examination of the fresh preparation, elastic tissue, fatty acid crystals, or a clump of pus cells with a few red blood cells about, are found, that portion is taken to the edge of the large plate and a smear is made. This is best done by grinding the small glass slide over this portion as it rests upon the larger plate. The small plate is then steadily drawn from the surface of the larger plate and the preparation fixed by passing it five times through a flame. Care must be taken that it is not charred. Several smears are made in this way and are later stained.

How to Stain the Tubercle Bacillus—Ziehl-Neelsen Method.—If the examination is made with the object of finding the tubercle bacillus, one of the slides is covered with carbolfuchsin⁹ and is heated to steaming for 3 minutes, care being taken to keep the film covered with the dye during this entire process. The excess of dye is washed off and the slide is decolorized in acid alcohol (2 per cent. HCl and 80 per cent. alcohol). This is continued until the pink color does not return upon rewashing in water. Methylene blue¹⁰ is then added for 45 seconds and the film is again washed in water, dried and examined with the oil immersion. The organism is recognized by its pink color, its long, narrow shape, its curved, beaded, parallel, and apparently branched forms. It is also commonly found in clumps.

Other Organisms—Gram's Stain.—Although most sputum examinations are made for the tubercle bacillus, still we have times when we wish to know what other types of organisms are present. These organisms will be stained in the smear stained for the tubercle bacillus but they cannot be classified except morphologically. We are further aided then by using Gram's stain. A slide prepared as above is covered by carbol-gentian-violet¹¹ for 2 minutes. The excess is poured off and the smear gently blotted. Gram's iodine¹² is then added for 1 minute and again the excess is removed. The slide is then decolorized in 95 per cent. alcohol until the film has a whitish, translucent appearance. It is then gently washed in water and counterstained. I have found the carbolfuchsin solution used for staining the tubercle bacillus diluted 20 times, an excellent and easy counterstain. This is applied for 1 minute, the slide is washed, dried and examined in cedar oil with the oil immersion. We then note the predominating organism as well as its reaction to Gram's.

How to Recognize the Pneumococcus.—Although it is impossible in many cases to be sure of the pneumococcus by its morphology and Gram's reaction, still in the sputum of pneumonia its recognition is not hard. It is characterized by its paired arrangement, is longer than it is wide, occasionally slightly curved in the pairs, may appear in short chains of 4 or 6, and commonly lies in clumps. It takes a Gram positive stain.

How to Recognize the Bacillus Influenzae.—Bacillus influenza is characterized as short, thick, Gram-negative bacillus usually abundant, having clumps of almost pure culture.

HOW TO MAKE AN EXAMINATION OF THE STOMACH CONTENTS

Name.....	Ward.....	Date.....	Meal.....	Time.....	hrs....	mins....
MACROSCOPICAL EXAM.	Quantity.....	c.c.	Lavage clear?.....	Blood.....	Occult....	
Remains from previous meal.....	Mucus.....	Bile.....				
MICROSCOPICAL EXAM.	R. B. C.....	W. B. C.....	Bacteria.....			
Yeasts.....	Sarcines.....	Moulds.....	Mucosa.....			

CHEMICAL EXAMINATION

Quant. Free HCl.....	c.c.	NaOH	Qual. Congo red.....	Gunzberg.....
Loosely-combined.....	c.c.	"	Sjoqvist.....	
Organic and salts.....	c.c.	"	Uffelmann.....	Kelling.....
Total.....	c.c.	"	Digestion.....	
Remarks.....			Examined by.....	

TEST MEALS

For a thorough stomach examination more than one test meal is necessary. Two test breakfasts and one full meal will usually be sufficient; but when there are symptoms of retention, a raisin test should be added.

Test Breakfast (Dock—Shredded Wheat Biscuit).—We have found the meal as suggested by Dock, an exceptionally good one. A shredded wheat biscuit without sugar, milk or cream is masticated thoroughly and eaten in 5 minutes. Two glasses of distilled water are taken at intervals during this time. In 45 minutes the tube is passed and the contents withdrawn.

Full Meal.—A full meal of mixed diet is taken at the time of day at which the patient is accustomed to eat, usually at 12 noon. In 4 hours the tube is passed and contents drawn and examination made.

Retention Meal.—If there are evidences of retention from any cause, 10 seeded raisins are given at 10 p.m. They are swallowed, not masticated. At 7 o'clock in the morning the tube is passed and the stomach washed with 200 c.c. of water. Normally no traces of raisins will be found.

MACROSCOPICAL EXAMINATION

A shredded wheat biscuit should give 50 to 100 c.c. of stomach contents in 45 minutes and the lavage should be clear. If 15 c.c. only is withdrawn and the lavage contains considerable food particles no definite conclusions can be drawn as regards the amount in the stomach. If, however, 15 c.c. are obtained and the lavage is clear, we apparently have a hypermotile organ. If no contents can be withdrawn in 45 minutes and the lavage is clear, the second tubing is made the following morning in 30 minutes. On a full meal the quantity removed should be from 150 to 200 c.c. with a lavage likewise clear. It is important to wash the stomach after every tubing as we can only then say if the entire amount in the stomach has been withdrawn.

Blood.—Occasionally blood-streaked mucus is spit up after tubing and is usually due to trauma from the tube or from violent spasm associated with retching. However, if any free HCl is present the blood quickly loses its red color and assumes a brownish tint. That the brown color comes from a hemoglobin, can be easily told by the occult test. (See *Stool Examination, Weber's test.*) Remains from previous meals will be occasionally seen and are usually skins, seeds, etc. At times the test breakfast shows meat particles and fat from the previous evening meal. This finding is very significant as it indicates retention.

Mucus.—Mucus is always present in the stomach contents in a slight amount, but any content which strings on a glass rod when it is passed through it, or which contains a layer of mucus on the top of the contents, or which, on account of the mucus, is not fluid and will not filter easily, shows a definite increase in this body.

Bile.—Any coloring of the stomach contents which may be suspicious of bile or the biliary pigment, can be tested as under bile tests. (See *Urinary Examination.*)

MICROSCOPIC EXAMINATION

Red Blood Cells.—Red blood cells do not remain intact if free HCl is present. They are broken up and the hemoglobin is put in solution as a hematin which gives a brown color if a sufficient amount is present in the fluid.

White Blood Cells.—See *description under Urine.* They are usually, however, in pieces of mucus and can be stained by the ordinary blood stains.

Bacteria.—A few bacteria are present in every gastric contents but with abnormal secretions and retentions enormous numbers may be present. They can be stained with the ordinary dyes and their morphology determined or they can be isolated and determined by cultural methods. The Oppler-Boas bacillus is at times an aid in diagnosis and is seen particularly in carcinoma of the stomach with ulceration and retention. They are long, narrow, non-motile, branching and chain organisms giving a Gram positive reaction. They are usually numerous.

Yeasts.—A few yeasts are present in every stomach content and can be recognized by their form and staining reaction. They are usually oval, occur in pairs or short chains with a small one budding from a larger one. They have a greenish color, a definite hair-line border, and are stained a brownish color by Lugol's solution.¹³ They are markedly increased in retention.

Sarcines are recognized by their form as they occur in bales. They likewise stain a yellowish, brownish color with Lugol's iodine solution. They are most commonly seen in benign retention.

Moulds can be told by their threadlike mycelia and conidia.

Mucosa.—Occasionally pieces of the mucous membrane of the stomach may be obtained with the stomach contents. Pathological examination of such reveal the true nature of the morbid-gastric condition. The literature gives many cases of cancer so diagnosed. Commonly epithelial cells from the lining of the stomach are present and they may be recognized by their irregular shape, and by a single small nucleus. They take a yellow stain with Lugol's solution.

CHEMICAL EXAMINATION

The stomach content is filtered and the filtrate is tested for its acidity with litmus paper. Most contents are acid but occasionally one is alkaline. If the stomach contents be acid, Congo red paper will turn a deep blue if this acidity be due to free HCl.

Test for Free HCl (Günzburg).—Günzburg's test is the most reliable. To determine the presence of free HCl place 2 drops of stomach filtrate with 2 drops of Günzburg¹⁴ reagent on a porcelain plate and mix. Heat gently until the water is evaporated. A red or pink color on the plate is a positive test for free HCl. The amount is determined later by titration. If the Günzburg reaction is negative, the acidity as told by litmus paper is due to loosely combined acid or organic acid which is determined as follows:

Test for Loosely Combined Acid (Sjoqvist).—To 5 c.c. of stomach filtrate add barium carbonate to excess and incinerate in a crucible to white heat. To the crucible add distilled water and heat to boiling. Filter and to the filtrate add a drop of sulphuric acid. A finely granular white precipitate shows the presence of loosely combined acid.

Test for Lactic Acid (Uffelmann).—One c.c. of each 5 per cent. solution of phenol and 10 per cent. solution ferric chlorid is placed in a test tube and diluted with distilled water until a light amethyst color appears. To this several drops of stomach filtrate are added. If lactic acid is present a yellow color follows the drop as it descends.

Kelling.—This modification I have found to be most satisfactory. A drop of 10 per cent. solution of ferric chlorid is placed in each of 2 test tubes. Distilled water is added until each is half filled. To one tube add several drops of stomach filtrate. A yellow color or a greenish-yellow tinge is a positive reaction. One tube is used simply as a control.

TO TEST FOR THE AMOUNTS OF ACID PRESENT

Test for Free HCl.—If the Günzburg is positive, place 5 c.c. of the stomach filtrate in a whiskey glass and add 1 drop of a 1 per cent. alcoholic solution of diamethyl-amido-azobenzol. This gives a bright red color. Titrate with $\frac{N}{10}$ NaOH until a yellow color appears and the pink has completely gone. The number of c.c. of the hydrate used is the amount necessary to neutralize the free hydrochloric acid in 5 c.c. of stomach filtrate. Hence, we multiply the number of c.c. used by 20 to determine the amount of hydrate necessary to neu-

tralize the free acid in 100 c.c. of stomach filtrate. When the free acid has been titrated out, add 1 drop of phenolphthalein to the same filtrate and again titrate with $\frac{N}{10}$ NaOH until the first definite pink color returns.

The number of c.c. of hydrate used from the beginning of the titrate for free HCl to the end with the phthalein as an indicator, is the number of c.c. necessary to neutralize the total acid bodies in 5 c.c. of stomach filtrate. This must be multiplied by 20 to determine the total acidity as all findings are recorded on the amount of $\frac{N}{10}$ NaOH necessary to neutralize the entire acids in 100 c.c. of stomach filtrate.

Normally a shredded wheat biscuit gives a free HCl from 15 to 30 and a total acidity of 30 to 40. A full meal from a normal stomach gives a free HCl of 30 to 50 with a total acidity of 65 to 80. Lactic acid is not present unless the patient has taken milk, rye bread, beer or something of that nature with the meal.

To Test for the Amount of Loosely Combined HCl.—Although for practical purposes the determination of free HCl and total acidity with a qualitative test for organic acid gives us our most significant findings, still at times we determine the amount of loosely combined HCl. To a fresh 5 c.c. of stomach filtrate add 1 drop of a 1 per cent. aqueous solution of alizarin-monosulphonate and titrate with $\frac{N}{10}$ sodium hydrate until the addition of more hydrate does not increase the density of the violet color. The number of c.c. of $\frac{N}{10}$ sodium hydrate used in this titration is the number necessary to neutralize all but the loosely combined acid in 5 c.c. of stomach filtrate, and it would take 20 times that much hydrate to neutralize all but the loosely combined acid in 100 c.c. of stomach filtrate. Hence, the total acidity less this titration which determines all but loosely combined, gives the loosely combined acid.

To Determine the Amount of Organic Acids and Acid Salts.—Add the free HCl to the loosely combined HCl, and subtract from the total acidity for the amount of organic acids and acid salts. If the qualitative tests for lactic acid are negative, we may have acetic, oxalic, or butyric acid present or the acid salts may be sufficient to give the entire amount.

To Determine Size, Position and Motility of the Stomach.—No stomach examination is complete unless the size, position and motion of the organ are accurately determined. This can be done easily by passing a tube with a standard Goodrich aspirating bulb attached. The stomach is first emptied and air is then blown into the stomach by the aid of the bulb. A normal sized stomach will hold with slight distress about 15 bulbs. The greater curvature should also lie on a level with or above the umbilicus and there should be about 3 contractions per minute as determined by auscultation over the pylorus. I believe the patient should stand after the stomach is inflated as I have found that it is frequently lower in the upright position than when the patient is recumbent.

THE METT DIGESTION TEST¹⁵

Quantitative methods for determining pepsin are occasionally used. The results vary markedly and the determination is only of relative value. It is done as follows: 1 c.c. of filtered gastric contents is diluted with 15 c.c. of a twentieth normal hydrochloric acid. Two small capillary tubes which contain coagulated egg albumen are placed in this mixture in an incubator for 24 hours, at the end of which time the amount of digestion at the ends of the tubes is accurately measured in millimeters. An average of the amount digested at each end is made. The square of this number represents the number of units of pepsin in a diluted gastric juice. This must be multiplied by 16 to obtain the number of units of pepsin in the undiluted specimen. The units vary normally from 8 to 200.

HOW TO MAKE A STOOL EXAMINATION

Name.....	Ward.....	Date.....	Normal stool
<i>Macroscopical Exam.</i> Form.....	Color.....	Consistence.....	
Food remains			
<i>Microscopical Exam.</i> Fat.....	Starch.....	Meat Fibers.....	
Parasites.....			
Mucus.....	Blood.....	Pus.....	
<i>Chemical Exam.</i> Guaiaac-Turpentine test.....	Reaction.....		
Fermentation test.....	Schmidt's Reaction.....		
Remarks.....	Signed.....		

MACROSCOPIC EXAMINATION

Inspecting the specimen with the unaided eye is often, although should never be, omitted. For this examination a stool, as is usually passed by the patient, should be used and not one the result of an enema or a cathartic. There is a practice of asking the patient to bring a small portion of a bowel movement but I believe this should be discouraged. The entire stool passed at a single time is distinctly better as it permits us to note form, color, consistency, etc., as they exist at that time. An excellent plan to secure the stool is to have the patient pass same at the office where a basin may be placed in a wire support in the hopper.

Form.—By observing the entire movement in this manner the actual form is easily determined. I have frequently seen patients who stated that their bowels were regular and moved every day but who passed at these movements, hard scybalous, dried-up particles. Although the form depends upon the diet, a normal stool on a mixed diet should be a cylinder of soft consistency, or semi-formed.

Color.—In many cases the color of the stool is of much importance and should not be left to the judgment of the patient. It, of course, may depend upon certain medicines, certain food stuffs, or upon a diseased condition of the gastro-intestinal tract. Iron and bismuth are the drugs commonly given which turn the stool black. Certain vegetable pigments as huckleberries, blackberries, etc., also give a dark color. The color met with under pathological conditions are the acholic stool, usually having a grayish or a whitish, glistening color; the tarry stool, seen in hemorrhage from the stomach and small intestine; and the stool showing fresh blood. In the latter case it usually gets into the tract below the sigmoid flexure, or from the rectum.

Consistency.—The consistency of the stool depends in part upon the form. A formed, dry stool is usually hard. An acholic or a fatty stool is usually of smooth, pasty consistency. The stool of fermentation is spongy and doughy and if placed in a glass with straight sides, many bubbles are seen slowly passing up through the mass. Although the tarry stool is usually a thick, black liquid, a stool may contain enough blood to give an absolutely black color and still be formed or semi-formed.

Food Remains.—Certain undigestible foods are seen in many stools. They are skins, seeds, etc., but under abnormal conditions portions of undigested food may be present. The most common ones found are portions of vegetables, fruit pulp, pieces of meat, etc. Under catharsis much undigested food may be present and easily recognized by the eye.

MICROSCOPIC EXAMINATION

The microscopical examination should be made from a portion of the stool as it is normally passed by any given patient. In this way only can we judge of the digestion of the fats, starches, and proteids in the gastro-intestinal tract. It is obvious that if a cathartic stool is used, these food stuffs are hurried along the tract and appear in the stool in abnormal amounts.

TO DETERMINE THE PRESENCE OF FAT

Upon a clean glass slide place a portion of stool the size of a wheat kernel. Add to this 1 drop of distilled water and mix, forming a suspension. To this add 2 drops of a concentrated alcoholic solution of sudan III. Again mix and cover with a cover glass. The neutral fat is stained a red or an orange color. Soaps are not stained. Normally there is found 2 or 3 small particles of fat to each field of the sixth objective. Under pathological conditions, however, the amount may be markedly increased.

TO DETERMINE THE PRESENCE OF STARCH

The preparation is made as above for the determination of fat and 2 drops of Lugol's solution are added. Unaltered starch stains with a blue color, erythrodextrin takes a mahogany color while achrodextrin is unstained by the iodine. A normal person on mixed diet shows 2 or 3 small pieces of unaltered starch in each field of the sixth objective.

HOW TO RECOGNIZE MEAT FIBERS

The digestion of proteid along the gastro-intestinal tract is usually determined by the way it uses meat. A specimen prepared as above is examined with the third objective when if meat fibers are properly used there will be seen 3 or 4 small pieces to each field. If the recognition is not definite they may be viewed with the sixth objective, when the following characteristics will be seen. They have a yellowish tint, usually square or rounded ends, rectangular in shape, and show both longitudinal and cross striations. Occasionally partial digestion makes them appear granular but their form and yellow color easily identifies them to the experienced eye.

HOW TO FIND PARASITES

Ameba.—The method of procedure depends upon the parasite suspected. Only a few of the more common ones will be here described. The ameba is best found by taking some blood-streaked mucus either directly from the rectum or from a fresh stool and examining it with the sixth objective on a warm stage. The ameba is characterized by its grayish color, by its single or multiple nuclei, by red cells within itself, by granules occasionally in motion, and above all by its ameboid motion. It should be emphasized that one not expert in looking for this parasite, should see it move before he pronounces it an ameba.

To find the hookworm or pin-worm, the stool is mixed with water to a thin suspension. This is strained through gauze and the residue in the gauze examined for the worms. Once they are discovered they are easily recognized thereafter. The round-worm and the tapeworm are occasionally passed in part or *in toto* and are characterized as follows:

The round-worm is usually 2 to 10 inches long, pointed anteriorly, conical posteriorly. It is about a quarter of an inch in width at the center and has a reddish gray color. The segments of the tapeworm vary from a half to an inch long, having likewise about the same breadth. When freshly passed they may show contractile movements. They are white or grayish in color.

To differentiate between the solium and saginata, the segments are pressed firmly between 2 glass plates when the uterus of the former will be seen to consist of a central tube from which

12 or 15 side tubes branch, while the uterus of the *saginata* segment has a large number of side tubes which continue to break up into a series of smaller tubes as they extend to the edges of the segment.

HOW TO RECOGNIZE THE VARIOUS OVA

Although parasites are not commonly looked for, the stool is frequently examined for their ova. The egg of the pin-worm usually shows one straight side with the other side curved, and has a clear, thin shell. They are occasionally found in the feces but it is distinctly better to examine skin scrapings from around the anus if their presence is suspected. The hook-worm's egg is a large, sharply outlined ovum having a thick, colorless shell. Inside the shell the yolk may be either unsegmented or present 4 or 8 segments. The yolk is usually granular and of a grayish color. The method of examination of Dock and Bass¹⁶ is recommended. The round-worm has a large egg with a serrated, albuminous coat inside of which is a thin, transparent shell. Occasionally this albuminous coat is digested away leaving only the clear inner shell. The egg is yellow or grayish yellow in color and is oval. The tape-worm has a large round egg with a thick shell radially striated. The yolk is granular, usually of a brownish gray color. The egg of the *Taenia solium* and *Taenia saginata* cannot be differentiated.

Mucus.—By inspecting a stool as a patient normally passes it, we may not only determine the amount of mucus present, but may be able to judge from what part of the tract it came. Large amounts of unstained ropy mucus, usually comes from the colon or rectum and lie around the stool. If mucus gets into the stool from the small intestine, it is usually colored brown, is in small shreds, and is evenly mixed through the entire fecal mass.

Blood.—Unless the hemorrhage is very severe and acute, blood from the stomach or small bowel is usually black. Occasionally blood from the lower portion of the small bowel may be passed with a dark red color. A blood-streaked stool is usually due to a fissure or a hemorrhoid and a stool with a clot of blood on or beside it, is usually associated with a bleeding hemorrhoid.

Pus.—Pus cells are not commonly present in large numbers and are usually seen in conditions associated with the formation of mucus. When, however, an ounce or more of pure pus is passed by bowel, it usually means some abscess has broken into the colon or rectum. On two occasions, however, I have seen as much as 2 ounces of pure pus repeatedly passed by bowel where a proctoscopic examination failed to reveal sufficient cause, and where an exploratory operation failed to find any evidence of an abscess. Pus cells may be stained with the usual blood stains.

CHEMICAL EXAMINATION

How to Test for Occult Blood—Guaiaic Turpentine Test (Weber's).—Place a gram of stool in a mortar and add 5 c.c. of glacial acetic acid. Grind with a pestle for 2 minutes. Add 20 c.c. of chemically pure ether and pass same through the acetic acid by the aid of the pestle for 1 minute. In each of 2 test tubes place 2 c.c. of this ethereal extract and allow distilled water to run down the sides of the tubes until each is half filled. To one add, on the point of a knife, some powdered guaiaic. To the one to which guaiaic was not added, add 30 drops of old white turpentine containing oxygen. To the one to which the guaiaic was added, add 30 drops of this same turpentine. A change in the second tube to a green, greenish yellow, blue or black color, is a positive reaction if it fades. The first tube is used only as a control. It is to be remembered that certain substances other than blood may give this reaction, *i.e.*, a large number of meat fibers, pus, chlorophyll, etc. They are usually easily ruled out by a microscopic examination. A negative test is very significant and means no hemoglobin is escaping along the gastro-intestinal tract.

HOW TO DETERMINE THE REACTION OF A STOOL

The reaction of a stool is usually taken with litmus paper. If the stool is formed, a small portion is ground up with distilled water and it is then taken in the same way. Normally it is neutral or slightly alkaline but under certain conditions of infections and diets, it may be distinctly acid.

FERMENTATION TEST

Schmidt's Test.—An apparatus devised by Schmidt is necessary. It contains a glass beaker in which is placed a suspension of stool in water. About 5 grams of the stool are used. The beaker is stoppered and care is taken not to enclose any air bubbles. An upright tube, connected by a small glass tube passing through the stopper, is filled with water while a side tube of the apparatus is left empty. The apparatus is then placed in an incubator for 24 hours during which time gas collects in the upright tube, displacing the water. In a normal stool a small amount of gas is formed under this condition but where large amounts of undigested carbohydrate or albumins are present, the upright tube may be filled from one-half to two-thirds its length with gas. If carbohydrates are in excess, the gas will smell of butyric acid, while if albumin is present in large amounts the odor will be that of putrefaction.

HOW TO DETERMINE THE PRESENCE OF HYDROBILIRUBIN

Schmidt's Reaction.—This test is important to determine the presence of the biliary coloring matter in the stool. It is used particularly in acholic stools, fatty stools, obstructive jaundice, etc. A portion of the stool is rubbed in a mortar with a concentrated aqueous solu-

tion of bichlorid of mercury. The suspension is set aside for 24 hours, when if hydrobilirubin is present it takes on a mahogany red color. All particles stained with bilirubin will give a green color. If the color is not visible to the eye a portion is examined with a microscope to determine the presence of these colors.

HOW TO DETERMINE BLOOD PRESSURE

Name..... Age..... Date..... Hour.....
 Diagnosis.....
 Systolic pressure..... Diastolic pressure..... Instrument.....
 Method..... Examined by.....

The most popular instruments at present are the Faught, Tycos, Nicholson, and Stanton. The aneroid apparatus is the most suitable for a consultant as it is easily carried from place to place. The mercury column with a single tube is slightly more accurate and is an excellent office or hospital apparatus. In taking the blood pressure it is to be emphasized that the arm should be bare, the patient recumbent, and the palpating fingers on the radial should not be moved until the entire determination is made.

TO DETERMINE THE SYSTOLIC PRESSURE

By Palpation.—After placing the cuff on the patient's arm and connecting same with the mercury column, the radial is palpated over the small bones of the wrist and its rhythm is determined. Then enough air or pressure is introduced, by means of a bulb or hand pump, into the cuff to obliterate the impulse in the brachial artery. This is determined by palpating the radial. By means of an escape valve the pressure is then gradually lowered until the first small radial impulse returns. The point on the manometer where this occurs is the systolic pressure.

TO DETERMINE THE DIASTOLIC PRESSURE

After the systolic pressure is recorded, the diminution of pressure in the manometer is continued until the pulsations of the radial, or the oscillations of the mercury column, reach their widest amplitude. Reading the manometer at this point gives the diastolic pressure.

TO DETERMINE THE SYSTOLIC AND DIASTOLIC PRESSURE

By Auscultation.—Korotkoff suggested a simple way of taking the pressure by using the stethoscope. Personally I feel this has definite advantages. The cuff is applied to the brachial in the same manner as before and air is introduced until the vessel is obliterated. The chest piece of the stethoscope is then placed over the brachial below the arm cuff and some of the air in the manometer's air chamber is allowed to escape. At the moment the first pulse wave breaks through the artery, a slight sound is heard through the stethoscope. Reading the manometer at this point gives the systolic pressure. As the pressure in the cuff continues to fall this sound increases gradually to a maximum and then gradually becomes fainter and fainter. The pressure at which the sound is last heard is the diastolic pressure.

HOW TO EXAMINE CEREBROSPINAL FLUID

Name.....	Ward.....	Date.....
<i>Macroscopical Examination</i>		<i>Microscopical Examination</i>
Amount withdrawn.....		White cells per cu. mm.....
Color.....		Differential.....
Pressure.....		
<i>Chemical Examination</i>		
Phenol.....		Fehling's.....
Sat. Ammonium Sulphate.....		Colloidal Gold.....
Butyric Acid.....		Wassermann.....
Remarks.....		Bacteria.....
Examined by.....		

Spinal puncture is easily done if the patient is in the proper position and the field is thoroughly anesthetized. The patient should be placed at the edge of the bed one shoulder directly above the other, one hip directly above the other hip. The thighs should be flexed well into the abdomen. The interspace on a level with, or above, or below the crest of the ilium should be chosen. A small amount of novocain should be used to infiltrate the skin. If the patient is extremely nervous novocain may be introduced in the intraspinal ligament. The needle is inserted in the median line at right angles to the body surface. Occasionally it has to be directed forward. For an ordinary examination 10 c.c. is sufficient. Patient is kept in bed for 24 hours, the first 4 hours of this time with the foot of the bed elevated. This may save the patient an attack of headache, vomiting, etc.

MACROSCOPIC EXAMINATION

Color.—A normal spinal fluid is transparent but under abnormal conditions it may be serum color, cloudy or milky. The latter condition is usually found when pus cells are present. Occasionally hemorrhagic fluid is obtained. It is usually due to wounding the spinal vessels, and makes the determination of cells and globulin very difficult of interpretation.

Pressure.—The cerebrospinal fluid pressure is taken by means of a graduated glass rod and varies normally from 75 to 150 mm. Under abnormal conditions as brain tumor, general paresis, meningitis, etc., it may reach from 300 to 700 mm.

MICROSCOPIC EXAMINATION

How to Count the Cells.—I believe the cells are best counted unstained. They should be counted immediately as they deteriorate and are difficult of recognition when allowed to remain in the fluid. An ordinary blood counting chamber is used and the cells counted over 10 square mm. surface. As the chamber is one-tenth of a mm. deep, the number counted is the number of cells in 1 cubic mm. of undiluted fluid. A method commonly in use and recommended by Emerson is to fill the leukocyte pipet of a blood counting apparatus to the mark .5 with Unna's polychrome methylene blue. Then to the mark 11 (eleven) with the fresh cerebrospinal fluid. By this method the cells are stained so they can be recognized easily. The count is made in the same manner as above for the error introduced by adding so small an amount of stain is negligible. The normal fluid has from 1 to 6 cells per cubic millimeter.

DIFFERENTIAL WHITE BLOOD COUNT

After drawing the spinal fluid, it is immediately placed in a centrifuge tube having a rather pointed bottom, centrifuged for 5 minutes, the sediment removed with a small glass rod, and placed on a glass slide. It should not be spread over an area larger than a nickel unless fluid is cloudy or turbid. The ordinary blood stains, as Wright's, eosin and azur or Wilson's, etc., are used and a differential made as described under blood examination. Normally small lymphocytes are practically the only cells present. In tuberculous and syphilitic meningitis, lymphocytes are increased and usually predominate. In tabes, general paresis, syphilitic endarteritis, etc., lymphocytes make up the major per cent. of the differential while in epidemic cerebral meningitis and other purulent forms of meningitis the polymorphonuclear cells predominate.

CHEMICAL EXAMINATION

Phenol Test.—Several tests have been evolved to determine if the albumins are in excess. They should not be made if any blood is present. Phenol test is made as follows: In a small, clean test tube place 2 c.c. spinal fluid and add several drops of a clear filtered 5 per cent. phenol solution. If albumins are increased a silvery cloud follows the drop when the tube is viewed against a dark background.

HOW TO TEST FOR GLOBULIN

Saturated Ammonium Sulphate Test (Ross and Jones).¹⁷—A small amount of spinal fluid is placed in a clean test tube and a saturated solution of ammonium sulphate is placed under it by means of a pipet. After standing for 5 minutes a sharp ring will develop at the contact point if globulin is increased. The ring should likewise be viewed against the black background using indirect light.

Butyric Acid Test (Noguchi).¹⁸—To one-tenth of a c.c. of spinal fluid, .5 of a c.c. of a 10 per cent. solution of pure butyric acid in .7 sodium chlorid is added. Boil for a few seconds and add quickly one-tenth of a c.c. of normal sodium hydrate and again boil. A precipitate appears on cooling usually within 30 minutes. If this does not appear the tube is set aside for 2 hours. If globulin is increased a precipitate, fine or coarse, will develop. I believe it is much better to use 10 times the amount suggested by Noguchi, hence, using 1 c.c. of spinal fluid, 5 c.c. of butyric acid, and 1 c.c. of sodium hydrate.

TO DETERMINE THE PRESENCE OF REDUCING BODIES IN THE SPINAL FLUID

Fehling's Test.—One c.c. of each the blue and white Fehling's solution are placed in a test tube and 4 times the amount of distilled water added. Five c.c. of this mixture are thoroughly boiled and 2 drops of spinal fluid are added. The normal fluid should give no reduction. This is again boiled and 2 c.c. of fluid added. A normal fluid should give a slight but definite red precipitate. About 10 c.c. of normal spinal fluid are necessary to give a complete reduction.

Colloidal Gold Reaction (Lange's).¹⁹—Twelve test tubes are placed in a rack. In the first tube place 1.8 c.c. of a .4 per cent. solution of sodium chlorid. In the other tubes place 1 c.c. of the chlorid solution. In the first tube add .2 of a c.c. of spinal fluid which must contain no blood. The dilution in this tube is then 1 to 10. Mix it thoroughly and place 1 c.c. of the dilution of first tube in the second tube, making a 1 to 20 dilution. Continue in this manner until all the remaining tubes have received their proper dilution of spinal fluid. The last tube has then a spinal fluid diluted about 20,000 times. To each of these

tubes now add 5 c.c. of the colloidal gold solution and let them stand at room temperature for 24 hours. As the precipitation of the gold occurs the color in the tubes takes on a bluer tint and finally becomes clear and colorless. The dilution in which the greatest precipitation occurs is noted and the results are expressed as follows: Thus— indicates no precipitation; + a red color with a beginning bluish tinge; xx, a red with a bluish red shade; and so on, until xxxxx indicates a complete precipitation and a clear and colorless solution. In syphilitic or parasymphilitic cases the precipitation is toward the 1 to 10 dilution. In non-syphilitic cases complete precipitation is toward the 1 to 20,000 dilution.

HOW TO STAIN ORGANISMS IN THE SPINAL FLUID

The organisms most commonly found in cerebrospinal fluid are the tubercle bacillus, the diplococcus intracellularis meningitidis, the pneumococcus, streptococcus and staphylococcus. Occasionally the bacillus of influenza and the colon and typhoid organisms are encountered. The tubercle organism is often difficult to find but the method suggested by Hemenway²⁰ gives us the best result. About 10 c.c. of spinal fluid are placed in an incubator for 24 hours during which time a whitish, delicate clot forms. This is transferred and spread upon a slide and the Ziehl-Neelsen stain applied as is described under sputum examination. In staining for the *Micrococcus intracellularis meningitidis* the Gram method is used. The organism is usually found in small clumps both within and without the pus cells. It is a small diplococcus, biscuit-shaped and Gram-negative. Occasionally where few are present it may take a long search and the organism may be present only in single pairs. The other organisms mentioned above are usually numerous in the cerebrospinal fluid and should be stained by the Gram method. Their morphology may aid us at once in determining the type of the infection but their identification should be made by cultural methods.

References

- ¹Tsuchiya's Reagent:
Phosphotungstic acid—1.5 grams.
Hydrochloric acid, Conc. 5 c.c.
Alcohol, 96 per cent. to 100 c.c.
Maltice, A. F., Arch. Int. Med., 1910, V, 313-324.
- ²Strzyzowski, C., Ztschr. f. Physiol. Chem., 1913, LXXXVIII, 25-37.
- ³Fehling's solution, white:
346 G. Rochelle Salts + 100 G. of Sodium Hygrate are dissolved in 1000 c.c. water.
Fehling's solution, blue:
69.278 G. crystalline copper sulphate are dissolved in 1000 c.c. water.
- ⁴Benedict's Solution:
Copper sulphate 17.3 G. Sodium or Potassium Citrate 173 G. Sodium Carbonate (crystallized) 200 G. Distilled water ad 1000 c.c. Dissolve each separately and mix—bringing the total to 1000 c.c.
Benedict, S. R., Jour. Am. Med. Assn., 1911, LVII, 1193-1194.
- ⁵The diazo-solutions are—(1) a one-half per cent. aqueous solution of sodium nitrite. (2) Sulphanilic acid 5 G. Conc. hydrochloric acid 50 c.c. Distilled water ad 1000 c.c.
- ⁶Robinson, C. J., and Mueller, J. H., Jour. Am. Med. Assn., 1914, LXII, 514-516.
- ⁷Rowntree, L. G., and Geraghty, J. T., Jour. Pharm. and Exp. Therap., 1910, I, 579-661.
Arch. Int. Med., 1912, IX, 284-338.
- ⁸Hayem's Solution:
Mercuric bichlorid 0.5 gram.
Sodium sulphate 5.0 gram.
Sodium chlorid 1.0 gram.
Aq. Dest. ad. 200 c.c.
- ⁹How to Make Carbol-fuchsin:
90 c.c. of a 5 per cent. aqueous solution of carbolic acid are mixed with 10 c.c. of a saturated alcoholic solution of fuchsin. (3 grams of fuchsin in 100 c.c. of 95 per cent. alcohol makes saturated solution.)
- ¹⁰How to Make Loffer's Methylene Blue:
30 c.c. of a saturated alcoholic solution of methylene blue are mixed with 100 c.c. of a 1 to 10,000 aqueous solution of potassium hydrate. (7 grams of methylene blue in 100 c.c. of 95 per cent. alcohol makes saturated solution.)
- ¹¹How to Make Carbol-gentian-violet:
10 c.c. of a saturated alcoholic solution of gentian-violet are mixed with 10 c.c. of a 5 per cent. aqueous solution of carbolic acid. (4.8 grams of gentian-violet in 100 c.c. of 95 per cent. alcohol makes a saturated solution.)
- ¹²How to Make Gram's Iodin Solution:
1 gram iodin and 2 grams potassium iodid are dissolved in 300 c.c. of water.
- ¹³How to Make Lugol's Solution:
Iodin, 1 gram.
Potassium Iodin, 2 grams.
Aq. Dest.—100 c.c.
- ¹⁴Günzburg Reaction:
Phloroglucin, 2 grams.
Vanillin, 1 gram.
Alcohol, 30 c.c. Keep in amber-colored bottle.

- ¹⁵ Farr, C. B., and Goodman, E. H., *Arch. Int. Med.*, 1908, I, 648-660.
 Cowie, D. M., *The Phys. and Surg.*, 1904, XXVI, 118.
¹⁶ Dock and Bass. "Hookworm-disease"—1910.
¹⁷ Ross, G. W., and Jones, E., *Brit. Med. Jour.*, 1909, I, 1111-1113.
¹⁸ Noguchi, H., *Jour. Exp. Med.*, 1909, XI, 84-99.
 Kaplan, D. M., and Casamajor, L., *Arch. Int. Med.*, 1912, IX, 262-272.
 Ball, C. R., *Jour. Amer. Med. Assn.*, 1912, LIX, 1272-1274.
¹⁹ How to Make Colloidal Gold Solution:

Lange, C., *Berl. Klin. Wochnschr.*, 1912, XLIX, 897-901.
 In a 1000 c.c. Jena flask, place 500 c.c. of distilled water and heat gently to 60° C. At this temperature add 5 c.c. of a 1 per cent. solution of gold chlorid (C.P.). Quickly add 5 c.c. of a 2 per cent. solution of potassium carbonate and heat rapidly to boiling when heating is stopped. Now add 5 c.c. of a 1 per cent. dil. of formalin, and shake continuously until the color changes from a faint blue—blue, purple, violet and finally red. The colloidal solution if properly made is red and clear. It is kept in an amber bottle.

- ²⁰ Hemenway, J., *Amer. Jour. Dis. Child.*, 1911, I, 37-41.

THE EXAMINATION OF VAGINAL SMEARS

		Methylene Blue	Gram Stain
Material from Urethra		Pus cells	Intercellular organisms
		Bacteria	Diagnosis
		Intracellular organisms	
Skene's tubules		Pus cells	Intercellular organisms
		Bacteria	Diagnosis
		Intracellular organisms	
Vagina		Pus cells	Intracellular organisms
		Bacteria	Diagnosis
		Intracellular organisms	
Cervix		Pus cells	Intercellular organisms
		Bacteria	Diagnosis
		Intercellular organisms	

To be of any value smears from the female genital tract must be made from material obtained from the urethra, Skene's tubules, the vagina, the cervix, and in some cases the uterine cavity. Least in importance is the examination of the vaginal secretion alone.

How to Prepare Smears from the Urethra.—With the index finger in the vagina milk the urethra towards the meatus by means of a platinum loop, transfer some of the discharge to a glass slide. At the same time material from Skene's tubules may be obtained.

From the Vagina.—After spreading the labia widely apart pass a small sterile cotton swab or platinum loop into the vagina and transfer some of the secretion to a sterile slide.

From the Cervix.—Introduce a sterile vaginal speculum and after exposing the cervix wipe away all visible discharge. Pass a sterile swab or platinum loop slightly within the canal and make smears with the same. In cases of gonorrhoea the best time to make smears from the cervix is immediately after the menstrual period or several days after labor, abortion or miscarriage. Before making a negative diagnosis it is well to make smears from the cervix 24 hours after the same has been subjected to the irritation of silver nitrate.

From the Uterus.—After introducing a sterile vaginal speculum and exposing the cervix, all discharge should be wiped away and the cervix should be painted with iodine. Following this a sterile "Little" tube is to be passed into the uterine cavity. As the plunger is withdrawn some of the exudate will be sucked into the tube. The tube is then withdrawn and broken in the middle. Smears are made from the discharge contained therein.

Pathological Organisms.—Pathological organisms most frequently found are gonococci, streptococci, staphylococci, and colon bacillus.

How to Recognize Gonococci.—Suspicious smears should be stained with methylene blue and by Gram's method. See *Sputum Examination*. The gonococci occur in pairs and tetrads, never in chains. The slit between the diplococci is parallel to the long diameter of the organism. They are biscuit-shaped and the adjacent surfaces are concave. They are Gram-negative and intracellular. While an examination of the smear gives valuable evidence, a positive diagnosis cannot be made without a clinical history or positive cultural findings.

EXAMINATION OF PLEURAL AND ASCITIC FLUID

Name.....	Ward.....	Date.....	Age.....	Sex.....
<i>Macroscopical Examination</i>		<i>Microscopical Examination</i>		
Color	Consistency	Amount	Specific gravity.....	White cells per cu. mm.....
				Differential count
				Polynuclear leukocytes.....
				Lymphocytes.....
				Eosinophils.....
				Endothelial cells.....
<i>Chemical Examination</i>				Tumor cells.....
Reaction	Glucose	Nucleo-albumin	Albumin (quantitative)	Unrecognized
				Bacteria, etc.....
				Cultural Examination
Remarks.....				Examined by

Aspiration of either the pleural or peritoneal cavity is commonly made for both diagnostic and therapeutic measures. The examination of the fluid withdrawn aids us in determining whether it is a transudate or exudate and may give us direct evidence of the cause of its abnormal deposition. The technic of obtaining the fluids is very simple if aseptic precautions are followed and novocain is used to infiltrate the skin and underlying tissues.

Color.—The color of the fluid withdrawn may be serous, hemorrhagic, bilious, milky, or certain shades of green or yellow, depending particularly upon the amount of fibrin, blood, fat, albumins, pus cells and organisms present.

Consistency.—A serous fluid is usually present in transudates but is also commonly found in an exudate of tubercular origin. In the latter condition, however, there is usually enough fibrin to give the fluid a translucency. It is then called a serofibrinous fluid. A hemorrhagic fluid is one which is colored by blood or blood pigments. However, a fluid should not be spoken of as hemorrhagic if it is due to wounding vessels when the puncture is made. The other conditions commonly giving rise to a hemorrhagic fluid are tuberculosis, injury, and new growth in either the pleural or abdominal cavities. A fluid containing a moderate number of pus cells, 3,000 or 4,000 per c.c., is turbid and is called a seropurulent fluid. Enough pus cells, however, may be present to give it the consistency of thin pus and it is then called a purulent exudate. In certain conditions the fluid may resemble chyle, is milky in color and is then called, if fat is present, a chylous fluid. If fat cannot be demonstrated and the fluid does not clear in ether, it is spoken of as a chyloid fluid. The latter is occasionally found in carcinomatous conditions in the peritoneal cavity.

Amount.—If the fluid is drawn for diagnostic purposes, 25 c.c. is usually sufficient, if for therapeutic purposes, the amount withdrawn depends upon the reaction of the patient. Seldom more than 1000 c.c. of pleural fluid is withdrawn at any one tapping but if the patient becomes restless, coughs, is cyanotic or the pulse becomes small and increases in rate, much smaller amounts should be taken. The fluid from the abdominal cavity should be withdrawn slowly and pressure should be applied from above downward during the tapping. This pressure should be continued for several hours after tapping as it may prevent grave accidents. In this manner several thousand c.c. of fluid may be withdrawn at a single tapping.

Specific Gravity.—Transudates of the peritoneal cavity usually have a specific gravity from 1005 to 1015, while exudates of the cavity have a specific gravity of 1020 or above. From the pleural cavity transudates usually show a specific gravity below 1020, while exudates most commonly show the same above that figure.

CHEMICAL EXAMINATION

Reaction.—The reaction of transudates is alkaline as is also the reaction of exudates. This may be determined by the use of litmus paper.

Glucose.—Transudates show a small amount of glucose varying from .05 to .1 per cent. In diabetics, however, there may be an excess of this amount. About the same amounts of sugar are likewise present in exudates. (See *Urine Examination for Tests.*)

Nucleo-albumin.—This test is valuable as an aid in distinguishing exudates and transudates. It is performed as follows: A few drops of acetic acid (10 per cent.) are added to the fluid, when a cloud of varying depth will appear if it is an exudate. The cloud is much fainter in the transudates.

Quantitative Albumin.—If the specific gravity is above 1010, the fluid should be diluted. It is usually advised that the fluid be diluted 5 times if the specific gravity lies between 1010 and 1025. If the specific gravity is above 1025 the fluid should be diluted 10 times. The amount of albumin is then determined by any of the methods given under this heading in the urinary examination. If Tsuchiya's method is used it is necessary to remember that an accurate determination is impossible if the reading on the tube is above 4.

MICROSCOPICAL EXAMINATION

Although occasionally it is impossible to accurately classify certain cells found in these fluids, still the number per cubic millimeter and a knowledge of the predominating type may be of distinct aid. Normally the pleural and peritoneal fluid contains very few or no cells resembling small lymphocytes and endothelial cells. Only occasionally is a polymorphonuclear seen. However, under pathological conditions all or any may be markedly increased. The cell count is made in the same way as the white count of the blood. The fluid, however, should be taken into the white pipet up to the mark "1" as soon as drawn and diluted with one-half per cent. acetic acid. This prevents clotting.

HOW TO MAKE SMEARS FROM THE FLUID

The fluid should be centrifuged for 2 minutes immediately after it is withdrawn. This prevents the formation of small fibrinous clots, after which good smears cannot be made. If the fluid cannot be centrifuged immediately, it is placed in an equal amount of a one and one-half per cent. solution of sodium citrate. If this is used smears should be made within 12 hours as the cells deteriorate rapidly. After centrifuging, the sediment is picked up and placed in a thin film upon a slide, fixed and stained by any of the methods described under sputum or blood examination.

A Differential Count.—A differential count is made in a similar manner to the differential in blood work. The stained specimen is viewed with the sixth objective and the number

and kind of each cell in any field is noted. The slide is then moved and the same process repeated until 500 cells have been counted. The number of each kind is then determined and this must be divided by 5 to obtain the per cent. of each present. In the following, the cells are described as they appear with Wright's stain:

Polymorphonuclear Leukocyte.—The cell is similar to that of the blood but occasionally it shows degenerations. It may be small, granular, the nucleus may be very small, compact or the protoplasm contain large numbers of fatty granules. These cells are found predominating in purulent fluids due to pneumococcus, streptococcus, staphylococcus, etc., and occasionally, though not often, predominate in acute tuberculous fluids.

Lymphocytes.—Lymphocytes likewise are similar to those found in the blood. Usually, however, large numbers of these cells do not show any protoplasm, or the nucleus is naked. Tubercular exudates are usually associated with a marked increase in this type of cell. At times it is difficult to differentiate between small endothelial cells, if they are degenerated, or mononuclear cells frequently found in malignant fluids.

Eosinophils.—Although eosinophils are less commonly met with than the above, their presence at times predominates in the differential. They are usually seen in association with active tuberculosis.

Endothelial Cells.—Endothelial cells are differentiated by their large size, irregular form, abundance of protoplasm, and have one or more round nuclei which stain poorly. Occasionally several cells may be seen held together and commonly degenerative changes are present. They are increased in transudates or where mechanical means pushes them from their basement membrane.

Tumor Cells.—Fluids aspirated are commonly searched for evidences which may lead to the diagnosis of new growth. Small pieces of tumor tissue may be withdrawn with the fluid at times but this is not of common occurrence. Occasionally the fluid from malignant cause will show large numbers of large mononuclear cells differing from lymphocytes in the following way. They are slightly larger, contain more protoplasm and most of these cells show a rim of protoplasm. They are occasionally grouped in small clumps and may present division figures. In addition to the above many observers believe large cells measuring 40 to 50 microns in diameter having multiple nuclei and abundant evidence of degeneration, speak in favor of malignant fluids.

Unrecognized Cells.—As one might believe cells free in body fluids degenerate and disintegrate; hence, there must be all forms passing through this transition. This makes certain cells or cellular masses unrecognizable.

Bacteria.—Smears made as above described may likewise be used to determine if possible the cause of the exudates. In staining for the tubercle organism, however, it is best to let the clot form which enmeshes the tubercle organism as it settles. This is then smeared and stained by the Ziehl-Neelsen method as described under sputum examination. If one of the pyogenic organisms is suspected, a methylene blue and a Gram stain is made. It is needless to say that for the bacteriological examination the fluid, tubes, pipets, etc., must all be kept sterile. It should be likewise stated that the organisms commonly cannot be differentiated by their morphology and need cultural methods for their exact identification.

DIETARY

These diets have been suggested by Dr. Alexander B. Johnson as used at the New York Hospital.

HIGH PROTEIN DIET (6 meals Q. D.)

6:00 A. M. and 8:00 P. M.—Milk, 4 ounces.

8:00 A. M.—BREAKFAST

Cereal with milk, sugar, cream.

1 piece bread and butter.

1 cup cocoa with milk.

10:00 A. M.

2 soft boiled eggs.

2 pieces Zwieback.

4 ounces milk.

12:00 NOON—DINNER

1 piece meat.

1 baked potato.

Vegetable (peas, beans, asparagus, Brussels sprouts).

Pudding or ice cream.

Milk, 4 ounces.

2:00 P. M.

Custard.

2 pieces Zwieback.

Milk, 4 ounces.

4:00 P. M.

Scraped beef, 40 grams

Rice, 40 grams.

Milk, 4 ounces.

6:00 P. M.

Cream soup, 6 ounces.

2 soft boiled eggs.

1 piece bread and butter.

1 cup cocoa or tea with milk and sugar.

LOW PROTEIN DIET

CEREALS or PUDDINGS

Tapioca, Sago, Arrowroot.

VEGETABLES, EXCEPT

Peas, Beans, Artichokes, Asparagus, Brussels sprouts.

FRUITS

All fresh or cooked.

SWEETS

Except chocolate.

BUTTER

WHEY

SOUPS

Vegetable with above exceptions.

MILK

3½ per cent.

PURIN FREE DIET, NO. 2

CALORIES

6:00 A. M.—Milk, 6 ounces. 120

8:00 A. M.—BREAKFAST

Milk—6 ounces. 120
 1½ slices bread with 1 pat butter. 200
 2 tablespoonfuls wheatina or cream of wheat with cream, 2 ounces, and sugar, 2 teaspoonfuls. 100
 1 soft boiled egg. 75

12:00 NOON—DINNER

Milk—6 ounces. 120
 1 soft boiled egg, s. o. s. 75
 1 potato with cream, 1 ounce. 200
 1 pat butter. 100
 Lettuce or cabbage with dressing. 30
 1½ slices bread with 1 pat butter. 200

3:00 P. M.

Milk—6 ounces. 120

5:00 P. M.—SUPPER

1 soft boiled egg. 75
 Milk—6 ounces. 120
 2½ tablespoonfuls rice with cream, 1 ounce. 200
 1 tablespoonful sugar. 50
 Crackers with 1 pat butter. 100
 1 cube cheese. 50
 1 cup weak tea with cream, 1 ounce. 100
 1 teaspoonful sugar, s. o. s. 50

8:00 P. M.

Milk—6 ounces. 120

 2,625

Amount of Calories about 2,700

PURIN FREE DIET (FOLIN)

Whole milk 500 c.c.
 Cream (18–20 per cent. fat) 3,000 c.c.
 (10) Eggs (whites and yolks) 450 gms.
 Horlick's Malted milk 200 gms.
 Sugar 20 gms.
 Mace 6 gms.
 Water—q. s. ad. 2,000 c.c.
 Extra water 900 c.c.
 Yields
 Protein 119 gms. }
 Fat 148 gms. } . . . 2,830 Calories
 Carbohydrate 225 gms. }

URIC ACID FREE DIET

Breakfast

1. Toast, milk, nuts, oatmeal.
2. Chip potatoes, johnnycake, bread, milk, hominy.
3. Fried potatoes, buckwheat pancakes, milk, toast, oatmeal.

Lunch

1. Potatoes in their skins, cheese baked with onions, toast, butter, milk.
2. Boiled potatoes, macaroni and cheese, lettuce, bread.
3. Potatoes, Irish stew, batter pudding (baked), sago pudding.
4. Mashed potatoes, bread and butter pudding, rice.

DINNER FOR HOT WEATHER

1. Tomato soup, vegetable marrow (stuffed), new potatoes, rice, stewed plums, cheese straws.
2. Spinach soup, stuffed tomatoes, fried whole potatoes, ginger and cream, cheese fritters.
3. Vegetable marrow soup, cucumber stewed with onions, new potatoes, sweet salad, Canadian cheese pudding.

DINNER FOR COLD WEATHER

1. Artichoke soup, tomato and potato pie, almond and raisin pudding, cheese on toast.
2. Almond soup, curried cauliflower and rice, potato snow, apple tart, cheese ramequins.
3. Swiss soup, walnut cutlets, bread sauce and brown gravy, potatoes, sea kale, charlotte russe, peach truffle, stewed cheese, biscuits.

SCHMIDT'S TEST DIET

7:30 A. M.—EARLY BREAKFAST

500 c.c. milk.
 50 grams Zwieback.

10:00 A. M.—LATER BREAKFAST

500 c.c. oatmeal gruel, made as follows:
 40 grams oatmeal,
 10 grams butter,
 200 c.c. milk,
 300 c.c. water.

12:30 P. M.—NOON

125 grams chipped beef (weigh raw) broiled rare with 20 grams butter.
 250 grams potato broth made as follows:
 190 grams mashed potato,
 100 c.c. milk,
 10 grams butter.

3:00 P. M.—AFTERNOON

Same as "Early breakfast."

5:30 P. M.—EVENING

Same as "Later breakfast."

Schmidt's Test Diet—2230 calories.
102 grams albumen.
111 grams fat.
191 grams carbohydrate.

LENHARTZ TREATMENT

1ST DAY

Eggs—2 iced—raw beaten (2 dram q. h.)
in 1 dram doses, to alternate with
Milk—6 ounces iced (4 dram q. h.) in 1
dram doses.
Egg—1 teaspoonful q. ½ h.
Milk—1 teaspoonful q. 15 m.

2ND DAY

Eggs—3 iced—raw beaten (2 dram q. h.)
in 1 dram doses, to alternate with
Milk—10 ounces iced (8 dram q. h.) in 1
dram doses.
Egg—1 teaspoonful q. ½ h.
Milk—1 teaspoonful q. 7½ m.

3RD DAY

Eggs—4 iced—raw beaten, add sugar, 5
dram to eggs, in 6 dram doses.
Milk—13 ounces iced (1ss. ounce, q. h.)
in 1 dram doses.
Egg—1 teaspoonful q. 15 min.
Milk—1 teaspoonful q. 5 min.

4TH DAY

Eggs—5 raw beaten (5 dram q. h.) in 1
dram doses, add sugar, 5 dram to eggs;
salt to taste; to alternate with
Milk—16 ounces iced (2¼ ounce q. h.) in
1 dram doses.
Egg—1 teaspoonful q. 12 m.
Milk—1 teaspoonful q. 3½ m.

5TH DAY

Eggs—6 iced—raw beaten (6 dram q. h.) in
1 dram doses, add sugar, 6 dram to eggs;
to alternate with
Milk—19 ounces iced (4 ounce q. h.) in 1
dram doses.
Egg—1 teaspoonful q. 10 m.
Milk—1 teaspoonful q. 4 m.

6TH DAY

Eggs—7 iced—raw beaten (ounce 1 q. h.) in
1 dram doses, add sugar, 10 dram to eggs;
to alternate with
Milk—22 ounces, iced (3 ounce q. h.) in 1
dram doses.
Scraped beef—gms. 35, in 3 portions.
Egg—1 teaspoonful, q. 7½ m.
Milk—1 teaspoonful, q. 2½ m.
8:00 A. M.—Scraped beef, 12 gms.
2:00 P. M.—Scraped beef, 12 gms.
8:00 P. M.—Scraped beef, 11 gms.

7TH DAY

Eggs—4 iced—raw beaten (dram 4 q. h.) in
1 dram doses, add sugar, 10 dram to raw
eggs; to alternate with
Milk—25 ounces iced (2 ounce ss. q. h.) in
1 dram doses.
Raw chopped beef—(70 gms.) 23½ gms.,
1 D.
Boiled rice—(boiled in milk) 1 ounce, 1 D.
(given with meat).
4 soft boiled eggs, 1 q. 4 h.
Egg—1 teaspoonful, q. 15 m.
Milk—1 teaspoonful, q. 3 m.

9:00 A. M.—Chopped meat (raw), gms.
23½, with rice, 1 ounce.
3:00 P. M.—Chopped meat (raw), gms.
23½, with rice, 1 ounce.
9:00 P. M.—Chopped meat (raw), gms.
23½, with rice, 1 ounce.
1 soft boiled egg at 8:00 A. M., 12 N.,
4:00 P. M., 8:00 P. M.

8TH DAY

4 raw eggs.
4 soft boiled eggs.
Add sugar, gms. 50, to raw eggs.
Milk—28 ounces, iced (2¼ ounce q. h.) in
1 dram doses.
Raw chopped beef—(gms. 70) gms. 23½,
1 D.
Boiled rice—gms. 100, in 3 portions, 1 D.
Zwieback—gms. 20.
Egg—1 teaspoonful, q. 15 m.
Milk—1 teaspoonful, q. 3½ m.
9:00 A. M.—Raw chopped meat, gms.
23½, with rice, 1 ounce.
3:00 P. M.—Raw chopped meat, gms.
23½, with rice, 1 ounce.
9:00 P. M.—Raw chopped meat, gms.
23½, with rice, 1 ounce.
Rice—Boiled in milk.
8:00 A. M.—Soft boiled egg with Zwieback,
gms. 20.
12:00 Noon—Soft boiled egg with Zwie-
back, gms. 20.
4:00 P. M.—Soft boiled egg with Zwieback,
gms. 20.
8:00 P. M.—Soft boiled egg with Zwieback,
gms. 20.

9TH DAY

4 raw eggs.
4 soft boiled eggs.
Same as before.
Milk—32 ounces, iced (3 ounce q. h.).
Raw chopped meat—(gms. 70) gms. 23½,
1 D.
Boiled rice—(in milk) gms. 66½, 1 D.
Zwieback—Gms. 40, 8:00 A. M. and 12 N.
Egg—1 teaspoonful q. 15 m.
Milk—1¼ teaspoonfuls q. 2½ m.
8:00 A. M.—Soft boiled eggs with Zwie-
back, gms. 40.
12:00 Noon—Soft boiled eggs with Zwie-
back, gms. 40.
4:00 P. M.—Soft boiled eggs with Zwie-
back, gms. 40.
8:00 P. M.—Soft boiled eggs with Zwie-
back, gms. 40.
9:00 A. M.—Raw chopped beef, gms. 23½,
with rice, gms. 66½.
3:00 P. M.—Raw chopped beef, gms. 23½,
with rice, gms. 66½.
9:00 P. M.—Raw chopped beef, gms. 23½,
with rice, gms. 66½.

10TH DAY

Eggs and milk as on 9th day.
Raw chopped meat—(gms. 120) gms. 40,
1 D.
Boiled rice—(in milk) (gms. 200) gms.
66½, 1 D.
Zwieback—Gms. 40, in 2 portions.
Butter—Gms. 20.
Egg—1 teaspoonful q. 15 m.
Milk—3¼ ounces, 1 teaspoonful q. 15 m.
8:00 A. M.—Soft boiled egg with Zwieback,
gms. 20, with butter.

- 12:00 Noon—Soft boiled egg with Zwieback, gms. 10, with butter.
 4:00 P. M.—Soft boiled egg with Zwieback, gms. 10, with butter.
 8:00 P. M.—Soft boiled egg with Zwieback, gms. 10, with butter.
 9:00 A. M.—Raw chopped meat, gms. 40, with rice, gms. 66 $\frac{2}{3}$.
 3:00 P. M.—Raw chopped meat, gms. 40, with rice, gms. 66 $\frac{2}{3}$.
 9:00 P. M.—Raw chopped meat, gms. 40, with rice, gms. 66 $\frac{2}{3}$.

11TH DAY

- Eggs and milk as on 10th day.
 Raw chopped beef—Gms. 40, 1 D.
 Boiled rice—(in milk) gms. 100, D.
 Zwieback—Gms. 60, in 3 portions.
 Butter—Gms. 20, in 2 portions.
 Egg—1 teaspoonful q. 15 m.
 Milk—1 $\frac{1}{4}$ teaspoonfuls q. 2 $\frac{1}{2}$ m.
 8:00 A. M.—S. B. egg with Zwieback, gms. 20, with butter, gms. 10.
 12:00 Noon—S. B. egg with Zwieback, gms. 20, with butter, gms. 10.
 4:00 P. M.—S. B. egg with Zwieback, gms. 20, with butter, gms. 10.
 8:00 P. M.—S. B. egg with Zwieback, gms. 20, with butter, gms. 10.
 9:00 A. M.—Raw chopped beef, gms. 40, with rice, gms. 100.
 3:00 P. M.—Raw chopped beef, gms. 40, with rice, gms. 100.
 9:00 P. M.—Raw chopped beef, gms. 40, with rice, gms. 100.

12TH DAY

- Eggs and milk as on 10th day.
 Raw chopped meat, gms. 40, D.
 Rice—(boiled in milk) gms. 66 $\frac{2}{3}$, D.
 Zwieback—Gms. 40, in 2 portions.
 Butter—Gms. 40, in 2 portions.
 Egg—1 teaspoonful q. 15 m.
 Milk—1 $\frac{1}{4}$ teaspoonfuls q. 2 $\frac{1}{2}$ m.
 8:00 A. M.—S. B. egg with Zwieback, gms. 20, with butter, gms. 20.
 12:00 Noon—S. B. egg with Zwieback, gms. 20, with butter, gms. 20.
 4:00 P. M.—S. B. egg with Zwieback, gms. 20, with butter, gms. 20.
 8:00 P. M.—S. B. egg with Zwieback, gms. 20, with butter, gms. 20.
 9:00 A. M.—Raw chopped meat, gms. 40, with rice, gms. 66 $\frac{2}{3}$.
 2:00 P. M.—Raw chopped meat, gms. 40, with rice, gms. 66 $\frac{2}{3}$.
 9:00 P. M.—Raw chopped meat, gms. 40, with rice, gms. 66 $\frac{2}{3}$.

13TH DAY

- Eggs and milk as on 10th day.
 Raw chopped meat, gms. 40, 1 D.
 Rice—(boiled in milk) gms. 100, 1 D.
 Zwieback—Gms. 80, in 3 portions.
 Butter—Gms. 20, in 2 portions.
 Egg—1 teaspoonful, q. 15 m.
 Milk—1 $\frac{1}{4}$ teaspoonfuls, q. 2 $\frac{1}{2}$ m.
 8:00 A. M.—S. B. egg with Zwieback, gms. 26 $\frac{2}{3}$, with butter, gms. 10.
 12:00 Noon—S. B. egg with Zwieback, gms. 26 $\frac{2}{3}$, with butter, gms. 10.
 4:00 P. M.—S. B. egg with Zwieback, gms. 26 $\frac{2}{3}$, with butter, gms. 10.
 8:00 P. M.—S. B. egg with Zwieback, gms. 26 $\frac{2}{3}$, with butter, gms. 10.

- 9:00 A. M.—Raw chopped beef, gms. 40, with rice, gms. 100.
 2:00 P. M.—Raw chopped beef, gms. 40, with rice, gms. 100.
 9:00 P. M.—Raw chopped beef, gms. 40, with rice, gms. 100.

14TH DAY

- Eggs and milk as on 10th day.
 Raw chopped meat—Gms. 40, 1 D.
 Rice—(boiled in milk) gms. 100, 1 D.
 Zwieback—Gms. 100, in 3 portions.
 Butter—Gms. 20, in 2 portions.
 Egg—1 teaspoonful q. 15 m.
 Milk—1 $\frac{1}{4}$ teaspoonfuls q. 2 $\frac{1}{2}$ m.
 8:00 A. M.—S. B. egg with Zwieback, gms. 33 $\frac{1}{2}$, with butter, gms. 10.
 12:00 Noon—S. B. egg with Zwieback, gms. 33 $\frac{1}{2}$, with butter, gms. 10.
 4:00 P. M.—S. B. egg with Zwieback, gms. 33 $\frac{1}{2}$, with butter, gms. 10.
 8:00 P. M.—S. B. egg with Zwieback, gms. 33 $\frac{1}{2}$, with butter, gms. 10.
 9:00 A. M.—Raw chopped beef, gms. 40, with rice, gms. 100.
 2:00 P. M.—Raw chopped beef, gms. 40, with rice, gms. 100.
 9:00 P. M.—Raw chopped beef, gms. 40, with rice, gms. 100.
 Ice cap: apply to epigastrium while on diet.
 Allow cracked ice with diet.
 To be followed with a high proteid diet or a light diet with extras.

KARELL TREATMENT FOR "ANASARCA"**FOR FIRST 5 TO 7 DAYS**

- 200 c.c. milk, q. 4 h., at 8:00, 12:00, 4:00, 8:00.
 No other fluids.

8TH DAY

- Milk as above with at
 10:00 A. M.—1 egg (soft boiled).
 6:00 P. M.—2 pieces dry toast.

9TH DAY

- Milk as above.
 10:00 A. M.—1 soft boiled egg.
 2 pieces dry toast.
 6:00 P. M.—1 egg.
 2 pieces dry toast.

10TH DAY

- Milk as above.
 12:00 Noon—Chopped meat.
 Rice (boiled in milk).
 Vegetable.
 6:00 P. M.—1 soft boiled egg.
 2 pieces toast.

11TH DAY

- Same as 10th day.

12TH DAY

- Same as 10th day.

Then allow regular diet, but restrict fluids to 800 c.c. q. d. Cracked ice allowed with diet.

DIET TABLES USED IN PRIVATE
PRACTICE

BY DR. W. GILMAN THOMPSON

Dietary for..... Date.....

FOODS ALLOWED

- Purees; Soups:** Vegetable, meat.
- Shellfish:** Oysters, clams, scallops (stewed, broiled or escalloped, *not* fried), (*soft parts only*). Oyster broth, clam broth.
- Fish:** Fresh fish (boiled or broiled, *not* fried), as: bass, bluefish, butterfish, cod, flounder, haddock, halibut, mackerel, perch, red snapper, smelts, sole, weakfish, shad, shad roe.
- Eggs:** Soft-cooked, scrambled or poached (*not* hard boiled), omelette.
- Cereals:** Stale bread, toast (dry, milk), Graham bread, pulled bread, crackers, Huntley and Palmer wafers and biscuits, Zwieback, shredded wheat, triscuit, oatmeal, wheatena, wheaten grits, thin ginger snaps, cornmeal (mush), corn bread, boiled rice, puffed rice, puffed wheat, farina, corn starch, hominy, sago, tapioca, samp, macaroni, spaghetti (without cheese).
- Butter.** **Cream.**
- Vegetables:** Artichokes (French, Jerusalem), asparagus, beet tops, Brussels sprouts, butter beans, cauliflower, celery (raw, stewed), egg plant, lettuce (French dressing), Romaine, Lima beans, okra, onions, oyster plant, carrots, parsnips, young fresh peas, white potatoes, (baked, mashed, stewed), sweet potatoes, spinach, squash, string beans, tomatoes, cooked bananas.
- Red Meats:** Rare roast beef, beefsteak, corned beef, veal, chops, mutton, lamb (sparingly, *once a day only*) (*every other day*).
- Poultry and Game:** Chicken, capon, turkey, squab, guinea fowl, duck, goose, quail, partridge, snipe, grouse, pheasant.
- Miscellaneous:** Sweetbread, ham, thin crisp bacon, liver, tongue.
- Desserts:** Rice pudding, bread pudding, junket, custard, baked custard, Bavarian cream, whipped cream, sponge cake, maca-

rooms, gelatin foods, as plain, wine or lemon jelly, blanc-mange; ice cream, plain vanilla.

Fruits: Oranges, lemons, grape fruits, pineapple (*juice only*), peaches, plums, stewed prunes, apples (raw, baked, stewed), canteloup, bananas, grapes, olives, dates, figs, prunelles, strawberries, raspberries.

Beverages: Tea, coffee, cocoa, alkathrepta, lemonade, orangeade, milk or cream with Celestin's Vichy, buttermilk, bacillac, ginger ale, Apollinaris, koumyss, matzol, zoolak; hot water with Liebig's or other meat extract; Postum, Poland water, White Rock, Lithia water.

FOODS FORBIDDEN

(Other forbidden foods are erased from above list.)

- Sweets** of all kinds, as: confectionery, bonbons, candy, honey, sugar, cake, "cakes," syrup, molasses, jams, marmalades, preserves.
- Pastry,** pies, puddings, corn bread, Boston brown bread, muffins, gingerbread, hot bread, patties.
- Rich soups,** gravies, sauces, "dressing" or "stuffing," hashes, stews, ragouts.
- Fried food** of all kinds, all twice cooked or "made-over" dishes, canned, dried, smoked, salted, potted, candied and preserved food of every kind. Veal, pork, sausage, pâté de foie gras, brains, tripe, kidneys, marrow.
- Condiments** and spices, vinegar, mustard, pickles, cheese, mushrooms.
- Lobster,** crabs, terrapin, caviare, herring, salmon, sardines, chowder.
- New potatoes,** radishes, cucumbers, cabbage, corn, beets, turnips, horseradish, cranberries, beans.
- Nuts,** raisins, berries.

GENERAL RULES

1. *Eat slowly:* masticate thoroughly.
2. Have meals at regular hours.
3. Rest for half an hour or more after luncheon and dinner.
4. Do not eat more than a half dozen kinds of food at any one meal.
5. Do not eat too much.
6. Take but little fluid of any sort with meals, but do not fail to drink a glass of water half an hour before and two hours after meals.

BOTTLE-FED BABIES

BY EMELYN LINCOLN COOLIDGE, M.D.

OF THE BABIES' HOSPITAL, NEW YORK CITY, AND OF THE EDITORIAL STAFF OF
THE LADIES' HOME JOURNAL

When a mother cannot give her child the food intended for it by Nature something else must be found as near like the natural food as possible; after much experimenting it has been found that cow's milk properly modified comes as near like mother's milk as it is possible to make any artificial food. It contains the essential ingredients of breast milk (which few of the proprietary foods do), but they are in different proportions, and so the milk must be "modified" or "humanized" before it can be given to the baby.

The Milk Supply

It is better to use milk that comes from a herd of healthy cows than to use that from one cow, because it differs less from day to day. Milk sold in glass bottles is by far the best to use; that bought in bulk from a grocery store should never be used, as it is too apt to be full of germs to be suitable for a baby. If living in the country, and the bottled milk cannot be obtained, be sure that the barn and cows are kept clean, and that the milk is cooled immediately after milking. It should then be put into clean glass jars and placed on ice or kept below 50° Fahrenheit. It should stand at least 4 hours after milking before the baby's food is made up; the proportion of cream and milk in a quart will then be correct according to the formulas I shall give here. It should never be dipped into for other purposes until the baby's food is prepared.

How to Prepare the Food

The entire quantity for 24 hours should be prepared at one time. Have all the articles needed to prepare the food absolutely clean; if possible measure in ounces; if not count 2 tablespoonfuls as 1 ounce. It is better to have a separate bottle for each meal, but if one cannot afford this the day's supply may be poured into a glass jar or quart milk bottle and kept covered until feeding-time, when enough for a meal may be poured into the nursing-bottle and warmed by standing the bottle in warm water until the food is just lukewarm.

Pasteurized Milk

In Winter it is usually not necessary to Pasteurize the milk, but from May 1 to October 1 it is better to do so, as bacteria develop in it much more rapidly during warm weather. A regular Pasteurizer may be bought for 3 dollars, but if one does not care to go to this expense the bottles of modified milk may be placed in a pot of cold water, which is then rapidly brought to the boiling point; the pot is then removed from the stove and the bottles allowed to remain in it for 20 minutes, when they are taken out and cooled as quickly as possible by allowing first warm and then cold water to run over the outside of the bottles; when quite cold they should be placed on ice until mealtime, when they may be heated as described above.

Plain Milk Formulas

Pour the entire quart of bottled milk out into a clean pitcher and then back into the bottle several times, thus thoroughly mixing the milk; then take:

FOR THE FIRST MONTH. Six ounces of milk, 24 ounces of barley-water, half a tablespoonful of granulated or 1 of milk sugar, a pinch of bicarbonate of soda; mix all well together and pour the proper number of ounces into separate bottles, and either Pasteurize or place on ice.

FOR THE SECOND MONTH. Nine ounces of milk, 21 ounces of barley-water, 1 tablespoonful of sugar, and a pinch of soda.

FOR THE THIRD AND FOURTH MONTHS. Fourteen ounces of milk, 21 ounces of barley-water, sugar and soda as above.

FOR THE FIFTH AND SIXTH MONTHS. Twenty ounces of milk, 20 ounces of barley-water, sugar and soda as above.

FOR THE SEVENTH, EIGHTH AND NINTH MONTHS. Twenty-four ounces of milk, 16 ounces of barley-water, sugar and soda as usual.

TENTH, ELEVENTH AND TWELFTH MONTHS. Thirty-two ounces of milk, 8 ounces of barley-water, sugar and soda as usual.

The following "time-table" tells the quantity of food and intervals of feeding which the average healthy baby can take. No rule can be given which will suit every baby. If more or less food is required for any particular case divide or multiply the different ingredients, but keep the proportion the same as in above formulas.

Time-Table for Feeding During the First Year

AGE	Number of meals during day. 6 or 7 A. M. to 9 or 10 P. M.	Interval between meals by day.	Number of night meals 9 or 10 P. M. to 6 or 7 A. M.	Amount of 1 meal	Amount for 24 hours
1 Month	8	2 hours	2 meals	1½-3 ounces	15-30 ounces
2 Months	7	2½ hours	1 meal	2½-4 ounces	20-32 ounces
3 and 4 Months	6	3 hours	1 meal	3½-5 ounces	24½-35 ounces
5 and 6 Months	6	3 hours	0	4-6 ounces	24-36 ounces
7, 8, 9 Months	6	3 hours	0	6-7 ounces	36-42 ounces
10, 11, 12 Months	5	3½ hours	0	6-9 ounces	30-45 ounces

Barley and Oatmeal Gruels from the Flour

Take 1 teaspoonful of the barley-flour, or 2 of oatmeal, and mix into a smooth paste with a little cold water; now stir this into 1 pint of boiling water and boil for 15 minutes; add a pinch of salt and enough water to make up the pint (for some will have boiled away); then strain and add to milk and other ingredients mentioned. Use oatmeal for constipated babies; otherwise use barley.

If the flours cannot be obtained use the grains. Take 2 tablespoonfuls of the barley or 3 of oatmeal grain; soak in cold water over night; the next morning pour off this water and add 1 quart of fresh water and a pinch of salt, and boil steadily for 4 hours down to 1 pint, adding water as it boils away so that a pint will be obtained at the end of the time; then strain through muslin or a fine sieve. Gruels must be made fresh every day.

When a child gains steadily in weight, has smooth, yellow movements, and does not vomit, then he is doing well and the food is agreeing with him. If he vomits directly after a meal give him less food at a time, and if this does not help him increase the length of intervals between meals. Should he vomit sour masses some time after feeding the food contains too much cream or fat for this especial child, and it would be well to try the plain milk mixtures. If the baby has curds in his movements and much colic the food is probably too strong; use a weaker formula, or add 1 or 2 extra ounces of water or barley-water to the present formula. If he has a sharp attack of vomiting, with diarrhea, stop all milk at once and give barley-water, a dose of castor oil, and send for a doctor. In very warm weather it is a good plan to pour out an ounce or 2 of the food and use water or barley-water to make up the amount. If the child is very much constipated add 1 or 2 teaspoonfuls of 1 of the reliable patent foods that contain malt sugar to each bottle of milk and oatmeal gruel, and leave out the other sugar.

Care of Bottles and Nipples

Plain, round bottles with ounces marked on them are best. Have as many bottles as the child takes meals in 24 hours, and 1 or 2 extra ones in case of breakage. If the child leaves any food throw it away—do not warm it over—then at once rinse the bottle and let it stand full of cold water in which is a pinch of bicarbonate of soda or borax. Just before making up the food for the day thoroughly wash in hot soapsuds and water all the bottles that have collected, using a bottle-brush and carefully rinsing them; then boil them for 20 minutes, when they will be ready to fill with the food.

Use plain black rubber nipples; after each meal rinse them out at once in cold water and let them stand in a covered cup filled with boric acid solution (1 teaspoonful to a pint of cold water), or water to which a pinch of borax has been added; once each day turn them inside out and scrub them with hot water and soapsuds; then rinse in cold water. It is well to have 2 nipples in use taking first one and then the other. The hole in the nipple should be made with a rather coarse needle, heated red hot, and just large enough for the milk to drop rapidly through when the bottle of food is inverted; it should never be large enough to allow the milk to run through in a stream.

WHAT THE NORMAL BABY SHOULD BE

The following measurements, given by Dr. L. E. Holt in "Diseases of Infancy and Childhood," are now taken as the standard for the normal baby.

The weights are taken without any clothing. The height is taken by placing the baby on a perfectly flat surface like a table, and having some one hold the child's knee down so that he lies out straight, then taking a tape-measure and measuring from the top of his head to the bottom of his foot, holding the tape line absolutely straight. The chest is measured by means of a tape line passed directly over the nipples around the child's body and midway between full inspiration and full expiration. The head measurement is taken directly around the circumference of the head over the forehead and occipital bone.

		WEIGHT POUNDS	HEIGHT INCHES	CHEST INCHES	HEAD INCHES
Birth	Boys.....	7.55	20.6	13.4	13.9
	Girls.....	7.16	20.5	13.0	13.5
6 Months	Boys.....	16.0	25.4	16.5	17.0
	Girls.....	15.5	25.0	16.1	16.6
12 Months	Boys.....	20.5	29.0	18.0	18.0
	Girls.....	19.8	28.7	17.4	17.6
18 Months	Boys.....	22.8	30.0	18.5	18.5
	Girls.....	22.0	29.7	18.0	18.0
2 Years	Boys.....	26.5	32.5	19.0	18.9
	Girls.....	25.5	32.5	18.5	18.6
3 Years	Boys.....	31.2	35.0	20.1	19.3
	Girls.....	30.0	35.0	19.8	19.0

The teeth are always of interest. Here is the way the average normal baby cuts his first set of teeth: Two lower central incisors, 6 to 9 months; 4 upper incisors, 8 to 12 months; 2 lower lateral incisors and 4 anterior molars, 12 to 15 months; 4 canines, 18 to 24 months, 4 posterior molars, 24 to 30 months.

At 1 year a child should have 6 teeth; at 1½ years, 12 teeth; at 2 years, 16 teeth; at 2½ years, 20 teeth.

BIRTH AND DEATH CERTIFICATES

INTERNATIONAL LIST OF CAUSES OF DEATH*

NOTE.—All the states of the Union, also Alaska (act of Congress April 25, 1913), now use or approve the United States Standard Certificate of Death with the exception of Alabama, Georgia (no registration law, bill pending, 1913), Illinois, New Hampshire, New Mexico, Rhode Island, South Carolina (no registration law), and West Virginia. This indicates great progress in the movement for uniform and comparable statistics of causes of death and occupational mortality because in 1902, prior to the introduction of the Standard Certificate, no two states and scarcely any two cities used precisely the same forms of blanks for the registration of deaths. Following is a reduced facsimile showing the portion for which information is usually given by the physician or coroner (Medical Certificate of Death) properly filled out:

Revised United States Standard Certificate of Death

MARGIN RESERVED FOR BINDING

WRITE PLAINLY, WITH UNFADING INK—THIS IS A PERMANENT RECORD

1 PLACE OF DEATH			DEPARTMENT OF COMMERCE BUREAU OF THE CENSUS		
County _____			STANDARD CERTIFICATE OF DEATH		
Township _____			State of _____		
Village _____			Registered No. _____		
City _____ (No. _____)			St. _____ Ward _____		
2 FULL NAME _____			<small>(If death occurred in a hospital or institution, give its NAME instead of street and number.)</small>		
PERSONAL AND STATISTICAL PARTICULARS			MEDICAL CERTIFICATE OF DEATH		
3 SEX _____	4 COLOR OR RACE _____	5 SINGLE, MARRIED, WIDOWED, OR DIVORCED (Write the word)	16 DATE OF DEATH _____		
6 DATE OF BIRTH _____ (Month) _____ (Day) _____ 1 _____ (Year)			17 I HEREBY CERTIFY, That I attended deceased from _____ June 25, 1913, to _____ July 11, 1913, that I last saw him alive on _____ July 11, 1913, and that death occurred, on the date stated above, at 8 p.m.		
7 AGE _____ 31 yrs. 2 mos. 4 ds. <small>If LESS than 1 day, use hrs. or mins.</small>			The CAUSE OF DEATH* was as follows:		
8 OCCUPATION (a) Trade, profession, or particular kind of work _____ <i>Laborer</i>			Typhoid fever		
(b) General nature of industry, business, or establishment in which employed (or employer) _____ <i>Steel mill</i>					
9 BIRTHPLACE (State or country) _____			Contributory _____ (Duration) _____ yrs. _____ mos. <i>20</i> ds.		
10 NAME OF FATHER _____			Contributory _____ (Duration) _____ yrs. _____ mos. _____ ds.		
11 BIRTHPLACE OF FATHER (State or country) _____			(Signed) _____ <i>John Smith, M. D.</i>		
12 MAIDEN NAME OF MOTHER _____			July 11, 1913 (Address) _____		
13 BIRTHPLACE OF MOTHER (State or country) _____			18 LENGTH OF RESIDENCE (For hospitals, institutions, transient, or recent residents) _____		
14 THE ABOVE IS TRUE TO THE BEST OF MY KNOWLEDGE (Informant) _____			At place of death _____ yrs. _____ mos. _____ ds. State _____ yrs. _____ mos. _____ ds. Where was disease contracted, if not at place of death? _____ Former or usual residence _____		
(Address) _____			19 PLACE OF BURIAL OR REMOVAL _____		DATE OF BURIAL _____ 1913
15 Filed _____, 1913			20 UNDERTAKER _____		ADDRESS _____
			REGISTRAR		

* Reproduced from the "Physicians' Pocket Reference to the International List of Causes of Death," by permission of the Department of Commerce, Bureau of the Census, Washington, D. C.

Back of Certificate of Death

REVISED UNITED STATES STANDARD CERTIFICATE OF DEATH

[Approved by U. S. Census and American Public Health Association]

Statement of occupation.—Precise statement of occupation is very important, so that the relative healthfulness of various pursuits can be known. The question applies to each and every person, irrespective of age. For many occupations a single word or term on the first line will be sufficient, e. g., *Farmer* or *Planter*, *Physician*, *Compositor*, *Architect*, *Locomotive engineer*, *Civil engineer*, *Stationary fireman*, etc. But in many cases, especially in industrial employments, it is necessary to know (a) the kind of work and also (b) the nature of the business or industry, and therefore an additional line is provided for the latter statement; it should be used only when needed. As examples: (a) *Spinner*, (b) *Cotton mill*; (a) *Salesman*, (b) *Grocery*; (a) *Foreman*, (b) *Automobile factory*. The material worked on may form part of the second statement. Never return "Laborer," "Foreman," "Manager," "Dealer," etc., without more precise specification, as *Day laborer*, *Farm laborer*, *Laborer—Coal mine*, etc. Women at home, who are engaged in the duties of the household only (not paid *Housekeepers* who receive a definite salary), may be entered as *Housewife*, *Housework*, or *At home*, and children, not gainfully employed, as *At school* or *At home*. Care should be taken to report specifically the occupations of persons engaged in domestic service for wages, as *Servant*, *Cook*, *Housemaid*, etc. If the occupation has been changed or given up on account of the DISEASE CAUSING DEATH, state occupation at beginning of illness. If retired from business, that fact may be indicated thus: *Farmer (retired, 6 yrs.)*. For persons who have no occupation whatever, write *None*.

Statement of cause of death.—Name, first, the DISEASE CAUSING DEATH (the primary affection with respect to time and causation), using always the same accepted term for the same disease. Examples: *Cerebrospinal fever* (the only definite synonym is "Epidemic cerebrospinal meningitis"); *Diphtheria* (avoid use of "Croup"); *Typhoid fever* (never report "Typhoid pneumonia"); *Lobar pneumonia*; *Bronchopneumonia* ("Pneumonia," unqualified, is indefinite); *Tuberculosis of lungs, meninges, peritoneum*, etc., *Carcinoma, Sarcoma*, etc., of (name origin; "Cancer" is less definite; avoid use of "Tumor" for malignant neoplasms); *Measles*; *Whooping cough*; *Chronic valvular heart disease*; *Chronic interstitial nephritis*, etc. The contributory (secondary or intercurrent) affection need not be stated unless important. Example: *Measles* (disease causing death), *29 ds.*; *Bronchopneumonia* (secondary), *10 ds.* Never report mere symptoms or terminal conditions, such as "Asthemia," "Anemia" (merely symptomatic), "Atrophy," "Collapse," "Coma," "Convulsions," "Debility" ("Congenital," "Senile," etc.), "Dropsy," "Exhaustion," "Heart failure," "Hemorrhage," "Inanition," "Marasmus," "Old age," "Shock," "Uremia," "Weakness," etc., when a definite disease can be ascertained as the cause. Always qualify all diseases resulting from childbirth or miscarriage, as "PUERPERAL septicemia," "PUERPERAL peritonitis," etc. State cause for which surgical operation was undertaken. For VIOLENT DEATHS state MEANS OF INJURY and quality as ACCIDENTAL, SUICIDAL, or HOMICIDAL, or as probably such, if impossible to determine definitely. Examples: *Accidental drowning*; *Struck by railway train—accident*; *Revolver wound of head—homicide*; *Poisoned by carbolic acid—probably suicide*. The nature of the injury, as fracture of skull, and consequences (e. g., *sepsis, tetanus*) may be stated under the head of "Contributory." (Recommendations on statement of cause of death approved by Committee on Nomenclature of the American Medical Association.)

NOTE.—Individual offices may add to above list of undesirable terms and refuse to accept certificates containing them. Thus the form in use in New York City states: "Certificates will be returned for additional information which give any of the following diseases, without explanation, as the sole cause of death: Abortion, cellulitis, childbirth, convulsions, hemorrhage, gangrene, gastritis, erysipelas, meningitis, miscarriage, necrosis, peritonitis, phlebitis, pyemia, septicemia, tetanus." But general adoption of the minimum list suggested will work vast improvement, and its scope can be extended at a later date.

In addition to the statement of cause of death, for which the physician is responsible, it is desirable that he should also note the correctness of the statements of **Age, Special Occupation, and Industry**, as well as other important personal and statistical particulars usually stated by the informant.

In reporting causes of death the physician is requested to read carefully the instructions upon the back of the certificate.

The physician should enter—

(1) **THE DISEASE CAUSING DEATH** (*primary* cause with respect to time and causation), with its **Duration** from the beginning of the illness.

(2) **Contributory Cause (or Causes)** (*secondary*), with **Duration**.

N. B.—Duration, or approximate duration, should always be stated. It should date from the *beginning* of the illness or the origin of the condition, and not relate merely to the time under observation or of confinement to bed. The *primary* cause is of the longer duration. If the causes were entirely unrelated, one not being a result or complication of the other, enter the disease most important as the cause of death *first*, without regard to relative duration, and strike out the word "Secondary" on the blank. **In naming the disease causing death it is urgently recommended that the exact names printed in bold-faced type in the List below be employed, whenever they are applicable, and that no other terms be used instead.** Thus, *always* write **Typhoid fever**; not sometimes *Typhoid fever*, sometimes *Enteric fever*, or "*Continued fever*," "*Typhomalarial fever*," etc. Of course many diseases are not given in the terms in bold-faced type below, but only the most important ones. For others, any terms recommended by the Nomenclature of Diseases of the Royal College of Physicians, London (fourth edition, 1906), or the Nomenclature of Diseases and Conditions of Bellevue and Allied Hospitals, New York (last edition, 1911), may be used. *Terms printed in italics are indefinite or otherwise undesirable, and should never be used when a more definite statement can be given.* "*Heart failure*," for example, is simply equivalent to cause of death unknown. "*Convulsions*," "*Marasmus*," "*Debility*," "*Old age*," are terms of this character. See List of Undesirable Terms, also special instructions for deaths from External Causes. **Please aid in the improvement of our vital statistics by using only precise and definite terms.**

(I.—GENERAL DISEASES.)

1. **Typhoid fever.**
2. **Typhus fever.**
3. **Relapsing fever.** [Insert "(spirillum)."]
4. **Malaria.**
5. **Smallpox.**
6. **Measles.**
7. **Scarlet fever.**
8. **Whooping cough.**
9. **Diphtheria and croup.**
10. **Influenza.**
11. **Millary fever.** [True **Febris millaris** only.]
12. **Asiatic cholera.**
13. **Cholera nostras.**
14. **Dysentery.** [**Amebic? Bacillary?** Do not report ordinary diarrhea and enteritis (104, 105) as dysentery.]
15. **Plague.**
16. **Yellow fever.**
17. **Leprosy.**
18. **Erysipelas.** [State also cause; see Class XIII.]
19. Other epidemic diseases:
 - Mumps,**
 - German measles,**
 - Chicken-pox,**
 - Rocky Mountain spotted (tick) fever,**
 - Glandular fever, etc.**
20. Purulent infection and **septicemia.** [State also cause; see Classes VII and XIII especially.]
21. **Glanders.**
22. **Anthrax.**
23. **Rabies.**
24. **Tetanus.** [State also cause; see Class XIII.]
25. **Mycoses.** [Specify, as **Actinomycosis of lung, etc.**]
26. **Pellagra.**
27. **Beriberi.**
28. **Tuberculosis of the lungs.**
29. **Acute millary tuberculosis.**
30. **Tuberculous meningitis.**
31. **Abdominal tuberculosis.**
32. **Pott's disease.** [Preferably **Tuberculosis of spine.**]
33. **White swellings.** [Preferably **Tuberculosis of — joint.**]
34. **Tuberculosis of other organs.** [Specify organ.]
35. **Disseminated tuberculosis.** [Specify organs affected.]

36. **Rickets.**
 37. **Syphills.**
 38. **Gonococcus infection.**
 39. **Cancer**¹ *of the buccal cavity.* [State part.]
 40. **Cancer**¹ *of the stomach, liver.*
 41. **Cancer**¹ *of the peritoneum, intestines, rectum.*
 42. **Cancer**¹ *of the female genital organs.* [State organ.]
 43. **Cancer**¹ *of the breast.*
 44. **Cancer**¹ *of the skin.* [State part.]
 45. **Cancer**¹ *of other or unspecified organs.* [State organ.]
 46. Other *tumors* (tumors of the female genital organs excepted). [Name kind of *tumor* and organ affected. **Malignant?**]
 47. **Acute articular rheumatism.** [Always state "rheumatism" as *acute* or *chronic.*]
 48. **Chronic rheumatism** [preferably **Arthritis deformans**] and **gout.**
 49. **Scurvy.**
 50. **Diabetes.** [**Diabetes mellitus.**]
 51. **Exophthalmic goiter.**
 52. **Addison's disease.**
 53. **Leukemia.**
 54. **Anemia, chlorosis.** [State form or cause. **Pernicious?**]
 55. Other general diseases:
 Diabetes insipidus,
 Purpura hemorrhagica, etc.
 56. **Alcoholism (acute or chronic).**
 57. **Chronic lead poisoning.** [State cause. Occupational?]
 58. Other chronic occupation poisonings. [State exact **name of poison**, whether the poisoning was **chronic and due to occupation**, and also please be particularly careful to see that the **Special Occupation and Industry** are fully stated. If the occupation stated on the certificate is not that in which the poisoning occurred, add the latter in connection with the statement of cause of death, e. g., "**Chronic occupational phosphorus necrosis (dipper, match factory, white phosphorus).**" Give full details, including pathologic conditions contributory to death. Following is a List of Industrial Poisons (Bull. Bureau of Labor, May, 1912) to which the attention of physicians practicing in industrial communities should be especially directed:

Acetaldehyd,
Acridin,
Acrolein,
Ammonia,
Amyl acetate,
Amyl alcohol,
Anilin,
Anilin dyestuffs [name],
Antimony compounds [name],
Arsenic compounds [name],
Arseniureted hydrogen,
Benzin,
Benzol,
Carbon dioxide,
Carbon disulphid,
Carbon monoxid (coal vapor, illum-
inating water gas, producer gas),
Chlorid of lime,
Chlorin,
Chlorodinitrobenzol,
Chloronitrobenzol,
Chromium compounds [name],
Cyanogen compounds [name],
Diazomethane,
Dimethyl sulphate,
Dinitrobenzol,
Formaldehyd,
Hydrochloric acid,

Hydrofluoric acid,
Lead (57),
Manganese dioxid,
Mercury,
Methyl alcohol,
Methyl bromid,
Nitranilin,
Nitrobenzol,
Nitroglycerin,
Nitronaphthalin,
Nitrous gases,
Oxalic acid,
Petroleum,
Phenol,
Phenylhydrazin,
Phosgene,
Phosphorus (yellow or white),
Phosphorus sesquisulphid,
Phosphureted hydrogen,
Picric acid,
Pyridin,
Sulphur chlorid,
Sulphur dioxide,
Sulphureted hydrogen,
Sulphuric acid,
Tar,
Turpentine oil.

Not all substances in the preceding list are likely to be reported as causes of death, but the physician should be familiar with it in order to recognize, and to report, if required, cases of illness, and should also be on the alert to discover new forms of industrial poisoning not heretofore recognized. In the Bulletin cited full details may be found as to the branches of industry in which the poisoning occurs, mode of entrance into the body, and the symptoms of poisoning. Attention should also be called to industrial infection, e. g., Anthrax (22), and the influence of gases and vapors, dust, or unhygienic industrial environment.]

¹ "Cancer and other malignant tumors." Preferably reported as **Carcinoma of —, Sarcoma of —, Epithelioma of —, etc.**, stating the exact nature of the neoplasm and the **organ or part of the body first affected.**

59. Other chronic poisonings:
Chronic morphinism,
Chronic cocainism, etc.

(II.—DISEASES OF THE NERVOUS SYSTEM AND OF THE ORGANS OF SPECIAL SENSE.)

60. *Encephalitis.*
 61. *Meningitis:*
Cerebrospinal fever or Epidemic cerebrospinal meningitis,
Simple meningitis. [State cause.]
 62. **Locomotor ataxia.**
 63. Other diseases of the spinal cord:
Acute anterior poliomyelitis,
Paralysis agitans,
Chronic spinal muscular atrophy,
Primary lateral sclerosis of spinal cord,
Syringomyelia, etc.
 64. **Cerebral hemorrhage, apoplexy.**
 65. *Softening of the brain.* [State cause.]
 66. *Paralysis without specified cause.* [State form or cause.]
 67. **General paralysis of the insane.**
 68. Other forms of mental alienation. [Name **disease causing death.** Form of insanity should be named as CONTRIBUTORY CAUSE only, *unless* it is actually the disease causing death.]
 69. **Epilepsy.**
 70. *Convulsions (non puerperal).* [State cause.]
 71. *Convulsions of infants.* [State cause.]
 72. **Chorea.**
 73. **Neuralgia and neuritis.** [State cause.]
 74. Other diseases of the nervous system. [Name the disease.]
 75. Diseases of the eyes and their annexa. [Name the disease.]
 76. Diseases of the ears. [Name the disease.]

(III.—DISEASES OF THE CIRCULATORY SYSTEM.)

77. **Pericarditis.** [**Acute** or **chronic; rheumatic** (47), etc.]
 78. **Acute endocarditis.** [Cause? Always report "endocarditis" or "myocarditis" as **acute** or **chronic.** Do not report when mere terminal condition.]
Acute myocarditis.
 79. Organic diseases of the heart: [Name the disease.]
Chronic valvular disease, [Name the disease.]
Aortic insufficiency,
Chronic endocarditis, [See note on (78).]
Chronic myocarditis, [See note on (78).]
Fatty degeneration of heart, etc.
 80. **Angina pectoris.**
 81. Diseases of the arteries, **atheroma, aneurism, etc.**
 82. **Embolism and thrombosis.** [State organ. Puerperal (139)?]
 83. Diseases of the veins (**varices, hemorrhoids, phlebitis,** etc.).
 84. Diseases of the lymphatic system (**lymphangitis,** etc.). [Cause? Puerperal?]
 85. *Hemorrhage;* other diseases of the circulatory system. [Cause? *Pulmonary hemorrhage* from **Tuberculosis of lungs** (28)? Puerperal?]

(IV.—DISEASES OF THE RESPIRATORY SYSTEM.)

86. Diseases of the nasal fossae. [Name disease.]
 87. Diseases of the larynx. [Name disease. Diphtheritic?]
 88. Diseases of the thyroid body. [Name disease.]
 89. **Acute bronchitis.**
 90. **Chronic bronchitis.** } [Always state as **acute** or **chronic.** Was it tuberculous?]
 91. **Bronchopneumonia.** [If secondary, give *primary* cause.]
 92. *Pneumonia.* [If lobar, report as **Lobar pneumonia.**]
 93. **Pleurisy.** [Cause? If tuberculous, so report (28).]
 94. *Pulmonary congestion, pulmonary apoplexy.* [Cause?]
 95. **Gangrene of the lung.**
 96. **Asthma.** [Tuberculosis?]
 97. **Pulmonary emphysema.**
 98. Other diseases of the respiratory system (tuberculosis excepted). [Such indefinite returns as "*Lung trouble,*" "*Pulmonary hemorrhage,*" etc., compiled here, vitiate statistics. **Tuberculosis of lungs** (28)? Name the disease.]

(V.—DISEASES OF THE DIGESTIVE SYSTEM.)

99. Diseases of the mouth and annexa. [Name disease.]
 100. Diseases of the pharynx. [Name disease. Diphtheritic?]
Streptococcus sore throat.

101. Diseases of the esophagus. [Name disease.]
 102. **Ulcer of the stomach.**
 103. Other diseases of the stomach (cancer excepted). [Name disease. Avoid such indefinite terms as "*Stomach trouble*," "*Dyspepsia*," "*Indigestion*," "*Gastritis*," etc., when used vaguely.]
 104. **Diarrhea and enteritis** (under 2 years).
 105. **Diarrhea and enteritis** (2 years and over).
 106. **Ankylostomiasis.** [Better, for the United States, **Hookworm disease** or **Uncinariasis.**]
 107. Intestinal parasites. [Name species.]
 108. **Appendicitis** and typhlitis.
 109. **Hernia**, intestinal obstruction. [State form and whether **strangulated.**]
Strangulated inguinal hernia (operation),
Intussusception,
Volvulus, etc.
 110. Other diseases of the intestines. [Name disease.]
 111. **Acute yellow atrophy of the liver.**
 112. **Hydatid tumor of the liver.**
 113. **Cirrhosis of the liver.**
 114. **Biliary calculi.**
 115. Other diseases of the liver. ["*Liver complaint*" is not a satisfactory return.]
 116. Diseases of the spleen. [Name disease.]
 117. **Simple peritonitis (nonpuerperal).** [Give cause.]
 118. Other diseases of the digestive system (cancer and tuberculosis excepted). [Name disease.]

(VI.—NON-VENEREAL DISEASES OF THE GENITO-URINARY SYSTEM AND ANNEXA.)

119. **Acute nephritis.** [State primary cause, especially **Scarlet fever**, etc. Always state "**nephritis**" as **acute** or **chronic.**]
 120. Bright's disease. [Better, **Chronic interstitial nephritis**, **Chronic parenchymatous nephritis**, etc. Never report mere names of symptoms, as "*Uremia*," "*Uremic coma*," etc. See also note on (119).]
 121. **Chyluria.**
 122. Other diseases of the kidneys and annexa. [Name disease.]
 123. **Calculi** of the urinary passages. [Name **bladder**, **kidney.**]
 124. Diseases of the bladder. [Name disease.]
Cystitis. [Cause?]
 125. Diseases of the urethra, **urinary abscess**, etc. [Name disease. Gonorrheal (38)?]
 126. Diseases of the prostate. [Name disease.]
 127. Nonvenereal diseases of the male genital organs. [Name disease.]
 128. **Uterine hemorrhage (nonpuerperal).** [Cause?]
 129. **Uterine tumor (noncancerous).** [State kind.]
 130. Other diseases of the uterus. [Name disease.]
Endometritis. [Cause? Puerperal (137)?]
 131. **Cysts** and other tumors of the ovary. [State kind.]
 132. **Salpingitis** and other diseases of the female genital organs. [Name disease. Gonorrheal (38)? Puerperal (137)?]
 133. **Nonpuerperal** diseases of the **breast** (cancer excepted). [Name disease.]

(VII.—THE PUERPERAL STATE.)

NOTE.—The term **puerperal** is intended to include pregnancy, parturition, and lactation. Whenever parturition or miscarriage has occurred within one month before the death of the patient, the fact should be certified, even though childbirth may not have contributed to the fatal issue. Whenever a woman of childbearing age, especially if married, is reported to have died from a disease which might have been puerperal, the local registrar should require an explicit statement from the reporting physician as to whether the disease was or was not puerperal in character. The following diseases and symptoms are of this class:

Abscess of the breast,
Albuminuria,
Cellulitis,
Coma,
Convulsions,
Eclampsia,
Embolism,
Endometritis,
Gastritis,
Hemorrhage (uterine or unqualified),
Lymphangitis,
Metritis,

Metroperitonitis,
Metrorrhagia,
Nephritis,
Pelvipерitonitis,
Peritonitis,
Phlegmasia alba dolens,
Phlebitis,
Pyemia,
Septicemia,
Sudden death,
Tetanus,
Thrombosis,
Uremia.

Physicians are requested always to write **Puerperal** before the above terms and others that might be puerperal in character, or to add in parenthesis (**Not puerperal**), so that there may be no possibility of error in the compilation of the mortality statistics; also to respond to the requests of the local registrars for additional information when, inadvertently, the

desired data are omitted. The value of such statistics can be greatly improved by cordial coöperation between the medical profession and the registration officials. If a physician will not write the true statement of puerperal character on the certificate, he may privately communicate that fact to the local or state registrar, or write the number of the International List under which the death should be compiled, e. g., "Peritonitis (137)."

134. Accidents¹ of pregnancy: [Name the condition.]

Abortion. [Term not used in invidious sense; **Criminal abortion** should be so specified (184).]

Miscarriage,
Ectopic gestation,
Tubal pregnancy, etc.

135. **Puerperal hemorrhage.**

136. Other accidents¹ of labor: [Name the condition.]

Caesarean section,
Forceps application,
Breech presentation,
Symphysiotomy,
Difficult labor,
Rupture of uterus in labor, etc.

137. **Puerperal septicemia.**

138. **Puerperal albuminuria and convulsions.**

139. **Puerperal phlegmasia alba dolens, embolus, sudden death.**

140. *Following childbirth (not otherwise defined).* [Define.]

141. **Puerperal diseases of the breast.** [Name disease.]

(VIII.—DISEASES OF THE SKIN AND CELLULAR TISSUE.)

142. **Gangrene.** [State part affected, **Diabetic** (50), etc.]

143. **Furuncle.**

144. *Acute abscess.* [Name part affected, nature, or cause.]

145. Other diseases of the skin and annexa. [Name disease.]

(IX.—DISEASES OF THE BONES AND OF THE ORGANS OF LOCOMOTION.)

146. Diseases of the bones (tuberculosis excepted): [Name disease.]

Osteoperiostitis, [Give cause.]

Osteomyelitis,

Necrosis, [Give cause.]

Mastoiditis, etc. [Following **Otitis media** (76)?]

147. Diseases of the joints (tuberculosis and rheumatism excepted). [Name disease; always specify **Acute articular rheumatism** (47), **Arthritis deformans** (48), **Tuberculosis of — joint** (33), etc., when cause is known.]

148. *Amputations.* [Name disease or injury requiring amputation, thus permitting proper assignment elsewhere.]

149. Other diseases of the organs of locomotion. [Name disease.]

(X.—MALFORMATIONS.)

150. **Congenital malformations** (stillbirths not included): [Do not include **Acquired hydrocephalus** (74) or **Tuberculous hydrocephalus** (**Tuberculous meningitis**) (30) under this head.]

Congenital hydrocephalus,
Congenital malformation of heart,
Spina bifida, etc.

(XI.—DISEASES OF EARLY INFANCY.)

151. **Congenital debility, icterus, and sclerema:** [Give cause of *debility*.]

Premature birth,

Atrophy, [Give cause.]

Marasmus, [Give cause.]

Inanition, etc. [Give cause.]

152. Other diseases peculiar to early infancy:

Umbilical hemorrhage,

Atelectasis,

Injury by forceps at birth, etc.

153. **Lack of care.**

(XII.—OLD AGE.)

154. **Senility.** [Name the **disease** causing the death of the old person.]

¹In the sense of *conditions or operations dependent* upon pregnancy or labor, not "accidents" from external causes.

(XIII.—AFFECTIONS PRODUCED BY EXTERNAL CAUSES.)

NOTE.—Coroners, medical examiners, and physicians who certify to deaths from violent causes, should always clearly indicate the fundamental distinction of whether a death was due to **Accident, Suicide, or Homicide**; and then state the **Means or instrument of death**. The qualification "*probably*" may be added when necessary.

155. **Sulcide by poison.** [Name poison.]
156. **Sulcide by asphyxia.** [Name means of death.]
157. **Sulcide by hanging or strangulation.** [Name means of strangulation.]
158. **Sulcide by drowning.**
159. **Sulcide by firearms.**
160. **Sulcide by cutting or piercing instruments.** [Name instrument.]
161. **Sulcide by jumping from high places.** [Name place.]
162. **Sulcide by crushing.** [Name means.]
163. **Other sulcides.** [Name means.]
164. **Poisoning by food.** [Name kind of food.]
165. **Other acute poisonings.** [Name poison; specify **Accidental**.]
166. **Conflagration.** [State fully, as **Jumped from window of burning dwelling, Smothered—burning of theater, Forest fire, etc.**]
167. **Burns** (conflagration excepted). [Includes **Scalding**.]
168. Absorption of deleterious gases (conflagration excepted):
Asphyxia by illuminating gas (accidental),
Inhalation of — (accidental), [Name gas.]
Asphyxia (accidental), [Name gas.]
Suffocation (accidental), etc. [Name gas.]
169. **Accidental drowning.**
170. Traumatism by **firearms.** [Specify **Accidental**.]
171. Traumatism by **cutting or piercing instruments.** [Name instrument. Specify **Accidental**.]
172. Traumatism by **fall.** [For example, **Accidental fall from window**.]
173. Traumatism in mines and quarries:
Fall of rock in coal mine,
Injury by blasting, slate quarry, etc.
174. Traumatism by **machines.** [Specify kind of machine, and if the Occupation is not fully given under that head, add sufficient to show the exact industrial character of the fatal injury. Thus, **Crushed by passenger elevator; Struck by piece of emery wheel (knife grinder); Elevator accident (pile driver), etc.**]
175. Traumatism by other crushing.
Railway collision,
Struck by street car,
Automobile accident,
Run over by dray,
Crushed by earth in sewer excavation, etc.
176. Injuries by animals. [Name animal.]
177. **Starvation.** [Not "inanition" from disease.]
178. Excessive cold. [**Freezing**.]
179. Excessive heat. [**Sunstroke**.]
180. **Lightning.**
181. **Electricity** (lightning excepted). [How? Occupational?]
182. **Homicide by firearms.**
183. **Homicide by cutting or piercing instruments.** [Name instrument.]
184. **Homicide by other means.** [Name means.]
185. **Fractures** (cause not specified). [State means of injury. The nature of the lesion is necessary for hospital statistics but not for general mortality statistics.]
186. Other external causes:
Legal hanging,
Legal electrocution,
Accident, injury or traumatism (unqualified). [State **Means of injury**.]

(XIV —ILL-DEFINED DISEASES.)

NOTE.—If physicians will familiarize themselves with the nature and purposes of the International List, and will cooperate with the registration authorities in giving additional information so that returns can be properly classified, the number of deaths compiled under this group will rapidly diminish, and the statistics will be more creditable to the office that compiles them and more useful to the medical profession and for sanitary purposes.

187. Ill-defined organic disease:
Dropsy, Ascites, etc. [Name the disease of the heart, liver, or kidneys in which the dropsy occurred.]
188. **Sudden death.** [Give cause. Puerperal?]
189. Cause of death not specified or ill-defined. [It may be extremely difficult or impossible to determine definitely the cause of death in some cases, even if a post mortem be granted. If the physician is absolutely unable to satisfy himself in this respect, it is better for him to write **Unknown** than merely to guess at the cause. It will be helpful if he can specify a little further, as **Unknown disease** (which excludes

external causes), or **Unknown chronic disease** (which excludes the acute infective diseases), etc. Even the ill-defined causes included under this head are at least useful to a limited degree, and are preferable to no attempt at statement. Some of the old "chronics," which well-informed physicians are coming less and less to use, are the following: *Asphyxia; Asthenia; Bilious fever; Cachexia; Catarrhal fever; Collapse; Coma; Congestion; Cyanosis; Debility; Delirium; Dentition; Dyspnea; Exhaustion; Fever; Gastric fever; HEART FAILURE; Laparotomy; Marasmus; Paralysis of the heart; Surgical shock; and Teething.* In many cases so reported the physician could state the **disease** (not mere symptom or condition) **causing death.**]

LIST OF UNDESIRABLE TERMS

As a result of the conferences between the Committee on Nomenclature and Classification of Diseases appointed by the American Medical Association with committees of other national medical organizations and with medical representatives of the Army, Navy, Public Health Service, and the Bureau of the Census,¹ it was agreed:

"That practical suggestions be framed relative to the reporting of causes of death and of sickness by physicians, and that a list of the most **undesirable terms** frequently employed be brought to their attention with the **recommendation that they be disused.**"

In framing the following list of undesirable terms use has been made of the London Nomenclature, the Bellevue Nomenclature, and especially of the "Suggestions to Medical Practitioners respecting Certificates of Causes of Death," issued by the Registrar-General of England and Wales, October, 1911.

UNDESIRABLE TERM.	REASON WHY UNDESIRABLE, AND SUGGESTION FOR MORE DEFINITE STATEMENT OF CAUSE OF DEATH.
(It is understood that the term criticised is in the <i>exact form</i> given below, <i>without further explanation or qualification.</i>)	
"Abscess," "Abscess of brain," "Abscess of lung," etc.	Was it tuberculous or due to other infection? Traumatic? The return of "Abscess," unqualified, is worthless. State cause (in which case the fact of "abscess" may be quite unimportant) and location.
"Accident," "Injury," "External causes," "Violence." Also more specific terms, as "Drowning," "Gunshot," which might be either accidental, suicidal, or homicidal.	Impossible to classify satisfactorily. Always state (1) whether Accidental, Suicidal, or Homicidal ; and (2) Means of injury (e. g., Railroad accident). The lesion (e. g., Fracture of skull) may be added, but is of secondary importance for general mortality statistics.
"Anasarca," "Ascites"	See "Dropsy."
"Atrophy," "Asthenia," "Debility," "Decline," "Exhaustion," "Inanition," "Weakness," and other vague terms.	Frequently cover tuberculosis and other definite causes. Name the disease causing the condition.
"Blood poisoning"	See "Septicemia." Syphilis?
"Cancer," "Carcinoma," "Sarcoma," etc.	In all cases the organ or part first affected by cancer should be specified.
"Catarrh"	Term best avoided, if possible.
"Cardiac insufficiency," "Cardiac degeneration," "Cardiac weakness," etc.	See "Heart disease" and "Heart failure."
"Cardiac dilatation"	Do not report when a mere terminal condition. State cause.
"Cellulitis"	See "Abscess," "Septicemia."
"Cerebrospinal meningitis"	See "Meningitis."

¹ Mortality Statistics, 1907, p. 19.

UNDESIRABLE TERM.	REASON WHY UNDESIRABLE, AND SUGGESTION FOR MORE DEFINITE STATEMENT OF CAUSE OF DEATH.
"Congestion," "Congestion of bowels," "Congestion of brain," "Congestion of kidneys," "Congestion of lungs," etc.	Alone, the word "congestion" is worthless, and in combination it is almost equally undesirable. If the disease amounted to <i>inflammation</i> , use the proper term (lobar pneumonia, chronic nephritis, enteritis, etc.); merely passive congestion should not be reported as a cause of death. State the primary cause.
"Convulsions," "Eclampsia," "Fit," or "Fits."	"It is hoped that this indefinite term ["Convulsions"] will henceforth be restricted to those cases in which the true cause of that <i>symptom</i> can not be ascertained. At present more than eleven per cent. of the total deaths of infants under one year old are referred to 'convulsions' merely."— <i>Registrar-General</i> . "Fit.—This is an objectionable term; it is indiscriminately applied to epilepsy, convulsions, and apoplexy in different parts of the country."— <i>Dr. Farr, in First Rep. Reg.-Gen., 1839.</i>
"Croup"	"Croup" is a most pernicious term from a public health point of view, is not contained in any form in the London or Bellevue Nomenclatures, and should be entirely disused. Write Diphtheria when this disease is the cause of death.
"Dentition," "Teething"	State disease causing death.
"Disease," "Trouble," or "Complaint" of [any organ] e. g., "Lung trouble," "Kidney complaint," "Disease of brain," etc.	Name the disease , e. g., Lobar pneumonia, Tuberculosis of lungs, Chronic interstitial nephritis, Syphilitic gumma of brain , etc.
"Dropsy"	"Dropsy" should never be returned as the cause of death without particulars as to its probable origin, e. g., in disease of the heart, liver, kidneys, etc."— <i>Registrar-General</i> . Name the disease causing (the <i>dropsy</i> and) death.
"Edema of lungs"	Usually terminal. Name the disease causing the condition.
"Fever"	Name the disease, as Typhoid fever, Lobar pneumonia, Malaria , etc., in which the "fever" occurs.
"Fracture," "Fracture of skull," etc.	Indefinite; the principle of classification for general mortality statistics is <i>not</i> the lesion but (1) the nature of the violence that produced it (Accidental, Suicidal, Homicidal), and (2) the Means of injury.
"Gastritis," "Gastric catarrh," "Acute indigestion."	Frequently worthless as a statement of the actual cause of death; the terms should not be loosely used to cover almost any fatal affection with irritation of stomach. Gastro-enteritis? Acute or chronic, and cause?
"General decay," etc.	See "Old age."
"Heart disease," "Heart trouble," even "Organic heart trouble."	The exact form of the cardiac affection, as Mitral regurgitation, Aortic stenosis , or, less precisely, as Valvular heart disease , should be stated.
"Heart failure," "Cardiac weakness," "Cardiac asthenia," "Cardiac exhaustion," "Paralysis of the heart," etc.	"Heart failure" is a recognized synonym, even among the laity, for ignorance of the cause of death on the part of the physician. Such a return is forbidden by law in Connecticut. If the physician can make no more definite statement, it must be confined among the class of ill-defined diseases (<i>not</i> under Organic heart disease).

UNDESIRABLE TERM.	REASON WHY UNDESIRABLE, AND SUGGESTION FOR MORE DEFINITE STATEMENT OF CAUSE OF DEATH.
"Hemorrhage," "Hemoptysis," "Hemorrhage of lungs."	Frequently mask tuberculosis or deaths from injuries (traumatic hemorrhage), Puerperal hemorrhage , or hemorrhage after operation for various conditions. What was the cause and location of the hemorrhage? If from violence, state fully.
"Hydrocephalus".....	"It is desirable that deaths from hydrocephalus of tuberculous origin should be definitely assigned in the certificate to Tuberculous meningitis , so as to distinguish them from deaths caused by simple inflammation or other disease of the brain or its membranes. Congenital hydrocephalus should always be returned as such."— <i>Registrar-General</i> .
"Hysterectomy".....	See " <i>Operation</i> ."
"Infantile asthenia," "Infantile atrophy," "Infantile debility," "Infantile marasmus," etc.	See " <i>Atrophy</i> ."
"Infantile paralysis".....	This term is sometimes used for paralysis of infants caused by instrumental delivery, etc. The importance of the disease in its recent endemic and epidemic prevalence in the United States makes the exact and unmistakable expressions Acute anterior poliomyelitis or Infantile paralysis (acute anterior poliomyelitis) desirable.
"Inflammation".....	Of what organ or part of the body? Cause?
"Laparotomy".....	See " <i>Operation</i> ."
"Malignant," "Malignant disease."	Should be restricted to use as qualification for neoplasms; see Tumor.
"Malnutrition".....	See " <i>Atrophy</i> ."
"Marasmus".....	This term covers a multitude of worthless returns, many of which could be made definite and useful by giving the name of the disease causing the "marasmus" or wasting. It has been dropped from the English Nomenclature since 1885 ("Marasmus, term no longer used"). The Bellevue Hospital Nomenclature also omits this term.
"Meningitis," "Cerebral meningitis," "Cerebrospinal meningitis," "Spinal meningitis."	Only two terms should ever be used to report deaths from Cerebrospinal fever , <i>synonym</i> , Epidemic cerebrospinal meningitis , and they should be written as above and in no other way. It matters not in the use of the latter term whether the disease be actually <i>epidemic</i> or not in the locality. A single sporadic case should be so reported. The first term (Cerebrospinal fever) is preferable because there is no apparent objection to its use for any number of cases. No one can intelligently classify such returns as are given in the margin. Mere terminal symptomatic meningitis should not be entered at all as a cause of death; name the disease in which it occurred. Tuberculous meningitis should be reported as such.
"Natural causes".....	This statement eliminates external causes, but is otherwise of little value. What disease (probably) caused death?
"Old age," "Senility," etc.....	Too often used for deaths of elderly persons who succumbed to a definite disease. Name the disease causing death.

UNDESIRABLE TERM.	REASON WHY UNDESIRABLE, AND SUGGESTION FOR MORE DEFINITE STATEMENT OF CAUSE OF DEATH.
<p>"Operation," "Surgical operation," "Surgical shock," "Amputation," "Hysterectomy," "Laparotomy," etc.</p>	<p>All these are entirely indefinite and unsatisfactory—unless the surgeon desires his work to be held primarily responsible for the death. Name the disease, abnormal condition, or form of external violence (Means of death; accidental, suicidal, or homicidal?), for which the operation was performed. If death was due to an anesthetic (chloroform, ether, etc.), state that fact and the name of the anesthetic.</p>
<p>"Paralysis," "General paralysis," "Paresis," "General paresis," "Palsy," etc.</p>	<p>The vague use of these terms should be avoided, and the precise form stated, as Acute ascending paralysis, Paralysis agitans, Bulbar paralysis, etc. Write General paralysis of the insane in full, not omitting any part of the name; this is essential for satisfactory compilation of this cause. Distinguish Paraplegia and Hemiplegia; and in the latter, when a sequel of Apoplexy or Cerebral hemorrhage, report the primary cause.</p>
<p>"Peritonitis"</p>	<p>"Whenever this condition occurs—either as a consequence of Hernia, Perforating ulcer of the stomach or bowel [Typhoid fever?], Appendicitis, or Metritis (puerperal or otherwise), or else as an extension of morbid processes from other organs [Name the disease], the fact should be mentioned in the certificate."—<i>Registrar-General</i>. Always specify Puerperal peritonitis in cases resulting from abortion, miscarriage, or labor at full term. Always state if due to tuberculosis or cancer. When traumatic, report means of injury and whether accidental, suicidal, or homicidal.</p>
<p>"Pneumonia," "Typhoid pneumonia."</p>	<p>"Pneumonia," without qualification, is indefinite; it should be clearly stated either as Bronchopneumonia or Lobar pneumonia. The term Croupous pneumonia is also clear. "The term '<i>Typhoid pneumonia</i>' should never be employed, as it may mean either Enteric fever [Typhoid fever] with pulmonary complications, on the one hand, or Pneumonia with so-called typhoid symptoms on the other."—<i>Registrar-General</i>. When lobar pneumonia or bronchopneumonia occurs in the course of or following a disease, the primary cause should be entered first, with duration, and the lobar pneumonia or bronchopneumonia be entered beneath as the contributory cause, with duration. Do not report "<i>Hypostatic pneumonia</i>" or other mere terminal conditions as causes of death when the disease causing death can be ascertained.</p>
<p>"Ptomain poisoning," "Auto-intoxication," "Toxemia," etc.</p>	<p>These terms are used very loosely and it is impossible to compile statistics of value unless greater precision can be obtained. They should not be used when merely descriptive of symptoms or conditions arising in the course of diseases, but the disease causing death should alone be named. "Ptomain poisoning" should be restricted to deaths resulting from the development of putrefactive alkaloids or other poisons in food, and the food should be named as Ptomain poisoning (mussels), etc.</p>
<p>"Pulmonary congestion," "Pulmonary hemorrhage."</p>	<p>See "<i>Congestion</i>," "<i>Hemorrhage</i>."</p>
<p>"Pyemia"</p>	<p>See "<i>Septicemia</i>."</p>
<p>"Septicemia," "Sepsis," "Septic infection," etc.</p>	<p>Always state cause of this condition, and, if localized, part affected. Puerperal? Traumatic?</p>

UNDESIRABLE TERM.	REASON WHY UNDESIRABLE, AND SUGGESTION FOR MORE DEFINITE STATEMENT OF CAUSE OF DEATH.
"Shock" (post-operative).....	See " <i>Operation.</i> "
"Specific".....	The word <i>specific</i> should never be used without further explanation. It may signify <i>syphilitic, tuberculous, gonorrheal, diphtheritic</i> , etc. Name the disease.
"Tabes mesenterica," "Tabes.".....	"The use of this term [" <i>Tabes mesenterica</i> "] to describe tuberculous disease of the peritoneum or intestines should be discontinued, as it is frequently used to denote various other wasting diseases which are not tuberculous. Tuberculous peritonitis is the better term to employ when the condition is due to tubercle." — <i>Registrar-General</i> . Tabes dorsalis should not be abbreviated to " <i>Tabes.</i> "
"Teething".....	See " <i>Dentition.</i> "
"Toxemia".....	See " <i>Ptomain poisoning.</i> "
"Tuberculosis".....	The organ or part of the body affected should always be stated, as Tuberculosis of the lungs, Tuberculosis of the spine, Tuberculosis meningitis, Acute general miliary tuberculosis , etc.
"Tumor," "Neoplasm," "New growth.".....	These terms should never be used without the qualifying words Malignant, Nonmalignant, or Benign . If malignant, they belong under Cancer , and should preferably be so reported, or under the more exact terms Carcinoma, Sarcoma , etc. In all cases the organ or part affected should be specified.
"Uremia".....	Name the disease causing death , i. e., the primary cause, not the mere terminal conditions or symptoms, and state the duration of the primary cause .
"Uterine hemorrhage".....	See " <i>Hemorrhage.</i> "

STATEMENT OF OCCUPATION AND OTHER IMPORTANT DATA

The physician's responsibility is usually confined to the correct statement of the cause of death, but he may in some instances fill out the entire certificate, or he may note errors in the statement of the personal and statistical particulars, the correction of which will be of service to statistical accuracy as well as insure more truthful legal records. Hence his interest is solicited in the **completeness and correctness in all respects** of all certificates passing through his hands, and more especially in the correct statement of **sex, color, marital condition, age, occupation, birthplace, birthplace of father, birthplace of mother, and length of residence** when the latter is required.

Age is of special importance, and as a check on the accuracy of the statement, the **date of birth** is also required. **For infants under 1 day old state the hours, or even the minutes if less than 1 hour old.** This is necessary in order that stillbirths may be distinguished with absolute precision from deaths of children born alive. Stillbirths may be registered, under various laws, either as births, as deaths, or, preferably, both as births and deaths; they should be *compiled*, in statistical tables, neither as births nor deaths, but separately as *stillbirths*. **A stillborn child is dead at the moment of birth, hence no age whatever, not even 1 minute, should be entered under the statement of age, but the space should be filled with a cipher ("0").** Conversely, if the child lived any time whatever, even a single minute, after birth, "**Stillborn**" should not be reported as the cause of death.

Precise statement of **OCCUPATION** (including **Special occupation and Industry**) is very important, so that the relative healthfulness of various pursuits can be known. The instructions on the back of the Revised United States Standard Certificate of Death, together with any additional instructions approved by state or municipal authority, should be carefully followed in this respect, and physicians should especially note **occupational influences affecting the cause of death.**

The statement should include (a) **Trade, profession, or particular kind of work** (e. g., Spinner); and (b) **General nature of industry, business, or establishment** in which employed (or employer), whenever the latter is indicated (e. g., Cotton mill).

STANDARD CERTIFICATE OF BIRTH

The following is a reduced facsimile of the Standard Certificate of Birth which is now in use in many of the states and cities:

Standard Certificate of Birth

PLACE OF BIRTH		Department of Commerce BUREAU OF THE CENSUS	
County of <u>Alleghany</u>		STANDARD CERTIFICATE OF BIRTH	
Township of _____		Registered No. <u>374</u>	
or Village of _____		St. _____ Ward _____	
City of <u>Lumberland</u> (No. <u>190</u> , <u>Washington</u>)		St. _____ Ward _____	
FULL NAME OF CHILD <u>James Smith</u>		If child is not yet named, make supplemental report as directed	
Sex of Child <u>M.</u>	Twin, triplet, or other? _____	Number in order of birth _____	Legit-imate? _____
(To be answered only in event of plural births)		Date of birth <u>Feb. 3</u> , 19 <u>14</u>	(Month) (Day) (Year)
FATHER		MOTHER	
FULL NAME <u>Thomas Smith</u>	FULL MAIDEN NAME <u>Mary Brown</u>		
RESIDENCE <u>190 Washington St.</u>	RESIDENCE <u>190 Washington St.</u>		
COLOR <u>W.</u>	AGE AT LAST BIRTHDAY <u>30</u> (Years)	COLOR <u>W.</u>	AGE AT LAST BIRTHDAY <u>27</u> (Years)
BIRTHPLACE <u>Wd.</u>	BIRTHPLACE <u>Wd.</u>		
OCCUPATION <u>Salesman</u>	OCCUPATION <u>Housewife</u>		
Number of children born to this mother, including present birth <u>3</u>		Number of children of this mother now living <u>3</u>	
CERTIFICATE OF ATTENDING PHYSICIAN OR MIDWIFE*			
I hereby certify that I attended the birth of this child, who was <u>born alive</u> at <u>6 a. m.</u> , on the date above stated. (Born alive or Stillborn)			
*When there was no attending physician or midwife, then the father, householder, etc., should make this return. A stillborn child is one that neither breathes nor shows other evidence of life after birth.		(Signature) <u>John Brown</u>	Physician or Midwife
Given name added from a supplemental report _____, 19 <u>14</u>		Address <u>30 Main Street</u>	
		Filed <u>Feb. 5</u> , 19 <u>14</u> .	<u>Frank Jones</u> REGISTRAR

(Instructions on certain points may be printed on the back. Size of certificate, 6 1/2 x 7 1/2 inches.)
MARGIN RESERVED FOR BINDING
WRITE PLAINLY, WITH UNFADING INK—THIS IS A PERMANENT RECORD
 N. B.—In case of more than one child at a birth, a SEPARATE RETURN must be made for each, and the number of each, in order of birth, stated

1Adopted by the American Public Health Association and approved by the Bureau of the Census for use beginning January 1, 1910. A reduced fac-simile is shown on p. 920.

RECIPROCITY

By reciprocity is meant the arrangement between two or more states whereby an examining board may waive the written examination for an applicant formerly licensed in another state, and who, in the judgment of the board, can fully comply with their requirements to practice medicine. The term "reciprocity" implies that the State Examining Board whose license is thus accepted will return the courtesy. As usually provided, reciprocity is a discretionary and not a mandatory measure. In individual instances, therefore, where the applicant cannot satisfy the board that he is properly qualified to practice medicine, the board has the right to refuse a license on that basis.

The ideal basis for reciprocity would, of course, be uniform—and therefore equally high—standards enforced in all the states. As conditions now exist a number of states having comparatively equal standards have arranged for reciprocity on one or both of the two following bases: (1) On the basis of a written examination by a State Examining Board, and (2) on the basis of a diploma from a recognized medical college without examination.

1. On the Basis of an Examination.—This basis is acceptable to a larger number of states than the second. Applicant must have passed a written examination before another examining board and received his license to practice medicine.

2. On the Basis of a Diploma.—This basis is mostly for old practitioners and applies only where the applicant was registered in another state prior to the date when the state receiving him through reciprocity required an examination. For example, a physician of good repute was registered to practice medicine in Nebraska in 1880. For good reasons he desires to change residence to Minnesota. Taking for granted his credentials are otherwise acceptable, he is eligible to registration in that state through reciprocity, since Minnesota did not require examination of all applicants until Jan. 1, 1887. Those who registered in Nebraska since Jan. 1, 1887, would not be eligible to register in Minnesota through reciprocity unless they could register on Basis No. 1.

The accompanying reciprocity table has been prepared to show at a glance what states have reciprocity with others. If the state has reciprocity only on the basis of an examination it is indicated by the figure 1. The figure 2 indicates that the state reciprocates on both bases.

The table in reality shows more than the title would indicate, since a number of states accept certificates from others regardless of reciprocity.

While the various states reciprocate, as stated in the table, most of them have other requirements. All of them require that the applicant must be of good moral character and that he shall hold credentials from a recognized medical college. Many require one or two years of reputable practice, and some require that he must have been a member of a county, state or national medical society for at least a year. Regarding these special requirements one should correspond with the secretary of the examining board of the state wherein he wishes to locate.

No Reciprocity.—The following states do not reciprocate: Alabama, Arizona, Rhode Island and Washington.

RECOGNIZE GOVERNMENT EXAMINATION

The examination given under federal authority, which should be generally recognized by all state licensing boards as a qualification for license to practice medicine, is that given to medical officers of the United States Army, Navy, and Public Health Service. In fact, retired officers from the services mentioned are now eligible to receive licenses without further examination in

Alabama
California

Colorado
Illinois

North Dakota

ESSENTIAL FEATURES OF STATE LAWS AND CONDITIONS SURROUNDING MEDICAL LICENSURE

State	Examinations only— Graduation not essential	Preliminary Education					Medical Education					Has Reciprocity with Other States	Examining Boards Separate	Examination Fee	Reciprocal Fee	
		Diploma and Examination	Law Provides For	All Credentials In- spected by Boards ¹	Years in High School Required	Years in a College of Arts ⁴	Advanced Standing for A.B., B.S.	Required Years of Medical Study	Minimum Hours per Week	Minimum Weeks per Year	Required Months per Year					Minimum Total Hours of Course
Alabama		Yes	Yes		4	2		4					No		\$10	
Alaska		Yes	Yes		4			4					Yes		25	\$25
Arizona		Yes	Yes		4			4					No		25	
Arkansas		Yes	Yes	Yes	4	1		4					Yes		15	25
California		Yes	Yes	Yes	4	1		4		32	8	4800	Yes		25	50
Canal Zone		Yes	Yes										No		5	
Colorado	Yes	Yes	Yes		4	2		4			9	3600	Yes		25	25
Connecticut		Yes	Yes		4	1		4	36	26	6½	3744	No	Yes	15	15
Delaware		Yes	Yes		4			4			7		Yes	Yes	10	50
Dist. of Col.		Yes	Yes		4			4					Yes	Yes	10	10
Florida		Yes	Yes		4			4					No	Yes	15	
Georgia		Yes	Yes		4			4	40	32	8	5120	Yes		20	50
Hawaii		Yes	Yes		4			4					No		10	
Idaho		Yes	Yes										Yes		25	25
Illinois		Yes	Yes		4	1		4		32	8	3200	Yes		10	10
Indiana		Yes	Yes	Yes	4	2		4	30	30	7½	3600	Yes		25	50
Iowa		Yes	Yes		4	2	No	4	26	26	7	4180	Yes		10	50
Kansas		Yes	Yes		4	1		4	6	6	6		Yes		15	15
Kentucky		Yes	Yes	Yes	4	1	No	4	32	8			Yes		10	10
Louisiana		Yes	Yes		4			4					Yes	Yes	25	50
Maine		Yes	Yes		4			4					Yes		15	15
Maryland		Yes	Yes	Yes	4			4					Yes	Yes	15	25
Massachusetts	Yes	Yes	Yes	Yes	4			4					No		20	
Michigan		Yes	Yes	Yes	4	1	No	4	36	34½	8½	3600	Yes		25	50
Minnesota		Yes	Yes		4	2	No	4		26	6½		Yes		10	50
Mississippi		Yes	Yes		4			4					Yes		10	50
Missouri		Yes	Yes	Yes	4			4			7		Yes		15	25
Montana		Yes	Yes		4			4			6		No		25	
Nebraska		Yes	Yes		4			4			6		Yes		25	25
Nevada		Yes	Yes		4			4					Yes		25	25
New Hampshire		Yes	Yes		4	1		4			9		Yes	Yes	10	5
New Jersey		Yes	Yes		4			4			7		Yes		25	50
New Mexico		Yes	Yes		4			4	30	30	7½	3600	Yes		25	25
New York		Yes	Yes	Yes	4		No	4			7		Yes		25	25
North Carolina		Yes	Yes		4			4					Yes		15	50
North Dakota		Yes	Yes		4	2		4	30	30	8	3600	Yes		25	25
Ohio		Yes	Yes	Yes	4			4		30			Yes		25	50
Oklahoma		Yes	Yes		2	1		4					Yes		15	25
Oregon	Yes	Yes	Yes										No		10	
Pennsylvania		Yes	Yes	Yes	4	1		4	35	32			Yes		25	50
Philippine Is.		Yes	Yes										No		15	
Porto Rico		Yes	Yes										No		10	
Rhode Island		Yes	Yes		4	1		4					No		20	
South Carolina		Yes	Yes		4			4		26	6½		Yes		10	10
South Dakota		Yes	Yes		4	2		4		26	6½		Yes		20	20
Tennessee	Yes	Yes	Yes		4			4					Yes		10	10
Texas		Yes	Yes	Yes	4		No	4				3600	Yes		15	20
Utah		Yes	Yes		4	1		4					Yes		25	75
Vermont		Yes	Yes		4	1		4					Yes		20	50
Virginia		Yes	Yes		4	1		4					Yes		25	25
Washington		Yes	Yes		4	1		4		32			No		25	
West Virginia		Yes	Yes		4			4					Yes		10	10
Wisconsin		Yes	Yes	Yes	4			4			7		Yes		20	25
Wyoming		Yes	Yes		4								Yes		25	25

¹ Previous to or at the time of matriculation.

² Will accept a diploma without examination if from a recognized college.

³ Reciprocal fee is the same as that charged by the state from which applicant comes.

⁴ Or its equivalent in the medical college.

The Examining Board of	Required examination of all applicants since	Reciprocates with, or recog-															
		Alabama	Arizona	Arkansas	California	Colorado	Connecticut	Delaware	Dist. of Col.	Florida	Georgia	Idaho	Illinois	Indiana	Iowa	Kansas	Kentucky
Alabama	1903																
Arizona	1897																
Arkansas	1903							1		1		1	2		1	2	1
California	1901				1					1						1	1
Colorado	1900			1						1			2	1	1	1	1
Connecticut	1897									1							
Delaware	1895							1		1					1	1	1
District of Columbia	1896			1				1		1			2		1	1	1
Florida	1889																
Georgia	1895			1	1	1		1					1	2	2	2	1
Idaho	1899																
Illinois	1899			1								1			1	1	1
Indiana	1901		2		2			2		1		1		2	2	2	1
Iowa	1899				1		1			2		2			2	2	1
Kansas	1902		1	1	1		1	1	2	2		1	2	2		2	1
Kentucky	1907		2	1	1		1	1	2			1	2	2	2		1
Louisiana	1894		1		1		1	1	1	1		1	1		1	1	
Maine	1901		1		1		1	1	2		1	2	2	2	2	2	1
Maryland	1892		2	1			1		2		1	2	2	2	2	2	1
Massachusetts	1895																
Michigan	1903		2	2	1		1	1	2		1	2	2	2	2	2	1
Minnesota	1887		1		1		1	1	1	1		1	2	2	2	1	1
Mississippi	1882		1		1					1		1		1	1	1	
Missouri	1901			2	1				2		1	2	2	2	2	2	1
Montana	1889																
Nebraska	1903		1		1			2		2		1	2	2	2	2	1
Nevada	1907		1		1							1	2	2		2	1
New Hampshire	1897				1					2			1	2	2	1	1
New Jersey	1890				1		1	1	1	1		1	1	1	1	1	1
New Mexico															1	1	1
New York	1890							1				1					
North Carolina	1885									2			2	2	2	1	1
North Dakota	1890		1									1			1	1	1
Ohio	1900		2		2		1	2				1	2	2	2	2	1
Oklahoma	1903		2							1			2				2
Oregon	1895																
Pennsylvania	1894		1		1		1	1		1		1			1	1	1
Rhode Island	1902																
South Carolina	1904																
South Dakota	1903																
Tennessee	1901				1							2					
Texas	1901		1					1		1			1	1	1	1	1
Utah	1882				1					2	1	1	2	2	2	2	
Vermont	1905		1	2				1				1	2			2	1
Virginia	1885		1				1	1		2			2	1		1	1
Washington	1890																
West Virginia	1895							2		2		1	2	2	2	2	1
Wisconsin	1901		1	2	2			2		2		1	2	2	2	2	1
Wyoming	1901							1				1	1	1	1	1	1
Totals			22	9	21		14	20		26	1	20	32	24	29	33	28

Key: 1, Reciprocates on the basis of an examination only. 2, Reciprocates on the basis Note.—To be eligible for registration on basis No. 2, the applicant's diploma and license which he desires reciprocal registration began requiring an examination of all applicants.

Note.—California, Colorado and North Carolina will register without examination licen record, and in addition thereto credentials which correspond to those required by their

¹ This Table and the preceding two pages are published by

TABLE 1

nizes certificates granted by

State	1915	1914	1913	1912	1911	1910	1909	1908	1907	1906	1905	1904	1903	1902	1901	1900	Total														
Maine																															
Maryland	2	1															3														
Massachusetts	2	2															4														
Michigan	2	1															3														
Minnesota	1	1															2														
Mississippi	1	1															2														
Missouri	2	2															4														
Montana																															
Nebraska	1	1															2														
Nevada	1	1															2														
New Hampshire																															
New Jersey	1	1															2														
New Mexico																															
New York																															
North Carolina																															
North Dakota	1	1															2														
Ohio	2	2															4														
Oklahoma	2	2															4														
Oregon																															
Pennsylvania	1	1															2														
Rhode Island																															
South Carolina																															
South Dakota																															
Tennessee																															
Texas	1	1															2														
Utah	1	1															2														
Vermont	1	1															2														
Virginia	1	1															2														
Washington																															
West Virginia																															
Wisconsin	1	1															2														
Wyoming	2	2															4														
27	27	..	34	31	12	26	..	28	18	20	25	5	8	11	15	26	15	..	25	..	4	2	15	22	22	24	26	..	27	31	19

of a diploma or of an examination. must have been issued prior to the date (shown in the second column) when the state in tiates of any state who present satisfactory evidence of good moral character and practice respective states at the time such licenses were issued. permission, taken from "Laws," American Medical Association, 1915.

THE MORE COMMON POISONS, THEIR SYMPTOMS, ANTIDOTES, AND TREATMENT

POISONS.	Symptoms.	Antidotes and treatment.
<p>ACIDS.</p> <p>Acetic.</p> <p>Citric.</p> <p>Muriatic.</p> <p>Nitric.</p> <p>Oxalic.</p> <p>Sulphuric.</p> <p>Tartaric.</p>	<p>All highly corrosive, excoriating the parts with which they come in contact, occasioning intense pain, followed by symptoms of shock. Nitric acid makes yellow stains; sulphuric blackens.</p>	<p>For nitric and oxalic acids, the carbonate of magnesia or lime; for sulphuric acid, strong soapsuds; for oxalic, limewater; for the others, any dilute alkali. Induce vomiting, give demulcent drinks, and treat the consequent inflammation and shock as if from any other injury. Neutralization or dilution of the irritant is of first importance. After dilution prompt washing of the stomach is of more importance than all other means in phenol poisoning.</p>
<p>Carbolic (<i>Creosote</i>).</p>	<p>Caustic; whitening of the mucous membrane, with intense burning and numbness, nausea, weakness, stupor, and collapse.</p>	<p>Oil, milk. Alcohol used immediately and then washed out. Secure rest, warmth of the body, and stimulation.</p>
<p>Prussic.</p>	<p>Gives an odor of peach kernels; nausea, giddiness, pain in the head, convulsions, and death.</p>	<p>Dilute ammonia. Cold affusion to the spine, emetics, and stimulants. A fatal dose leaves scarcely time for any treatment, death occurring in from 3 to 5 minutes.</p>
<p>ALKALIS and EARTHS.</p> <p>Ammonia.</p> <p>Baryta.</p> <p>Lime.</p> <p>Potash.</p> <p>Soda.</p>	<p>Violent caustics, causing destruction of the mucous membrane, acute burning pain, vomiting and purging of bloody matter, and death by shock.</p>	<p>The vegetable acids—dilute vinegar, lemon-juice, etc.—neutralize them. The fixed oils—castor, linseed, olive, etc.—unite with them to form harmless soaps. Give these, and demulcent drinks; stimulants, if necessary.</p>
<p>METALLIC IRRITANTS.</p> <p>Antimony.</p> <p><i>Tartar Emetic.</i></p>	<p>Symptoms like those of cholera; violent cramps and purging, collapse; inflammation of whole alimentary canal, with metallic taste, suppression of urine, vomiting, cramps, delirium or stupor, death.</p>	<p>Induce vomiting, if the poison has not already done so, and give astringent infusions, as of strong tea or oak bark.</p>
<p>Arsenic.</p> <p><i>Paris Green.</i></p> <p><i>Scheele's Green.</i></p> <p><i>Fowler's Solution.</i></p> <p><i>Arsenate of Lead.</i></p> <p><i>Rough on Rats.</i></p> <p><i>Green coloring matters</i></p>	<p>Intense pain, thirst, vomiting and purging, tenesmus, suppression of urine, clammy sweat, delirium or collapse, and death either in a few hours from shock, or after several days from inflammation.</p>	<p>Arsenic should be removed by lavage as promptly as possible, saline catharsis for that which has passed beyond the stomach.</p>

THE MORE COMMON POISONS, THEIR SYMPTOMS, ANTIDOTES, AND TREATMENT

POISONS.	Symptoms.	Antidotes and treatment.
Bismuth. Copper. <i>Blue Vitriol.</i> <i>Verdigris.</i> <i>Food cooked in copper vessels.</i>	Symptoms like other irritants.	Emetics, milk, albumin, and mucilaginous drinks.
Iodin. Iron. <i>Green Vitriol.</i>	May occasion paralysis.	Starch unites with iodine, forming an insoluble compound, but not with the iodide of potassium. Iodized starch should be removed after its formation.
Lead. Mercury. <i>Calomel.</i> <i>Corrosive Sub.</i> <i>Vermilion.</i>		Albumin in some form, preferably the white of eggs, milk, flour gruel.
Phosphorus. <i>Matches.</i>		Emetics, mucilage, and magnesia. No oil.
Silver, <i>Nitrate of.</i> Tin. Zinc. <i>White Vitriol.</i>		Dilute solutions of copper sulphate (1-500) precipitate an insoluble coating on metallic phosphorus. May be decomposed by common salt. Carbonate of soda in solution, milk and albumin.
VEGETABLE IRRITANTS. Colocynth. Croton Oil. Savin Oil.	Violent vomiting, diarrhea, and pain, thirst and constriction of the throat, difficult breathing, delirium or stupor, death.	Evacuate the stomach and bowels as promptly as possible, and stimulate.
ANIMAL IRRITANTS. Cantharides.	Severe pain and burning all through the alimentary canal, bloody evacuations, strangury or retention of urine, convulsions, delirium, death.	Excite vomiting, give emollient drinks and enemata, but no oil. Rub the abdomen with camphor, or camphorated oil to relieve the strangury.
Poisonous fish.	Indigestion, headache, vertigo, thirst, vomiting and diarrhea, collapse. Often an eruption on the skin.	Emetics, purgatives, and stimulants.

THE MORE COMMON POISONS, THEIR SYMPTOMS, ANTIDOTES, AND TREATMENT

Poisons.	Symptoms.	Antidotes and treatment.
<p>NARCOTICS and ACRONARCOTICS. Aconite. Alcohol. Belladonna (<i>Night-shade</i>) Camphor. Choral. Colchicum. Conium (<i>Hemlock</i>). Dulcamara (<i>Bitter-sweet</i>). Ergot. Hellebore. Hyoscyamus. Laburnum. Lobelia. Nux Vomica. Strychnin. Physostigma. Opium. <i>Morphin</i>. Tobacco. Toadstools. Turpentine.</p>	<p>These are nearly all vegetable poisons. They occasion nausea, numbness, stupor, delirium or convulsions, over-stimulation of the heart, followed by its failure, insensibility, coma, death. With the acronarcotics, these symptoms are preceded by those of irritants, an acrid taste, dryness, and constriction of the mouth and throat, fever, vomiting and diarrhoea, with intestinal pain. The pupils of the eyes are usually dilated, except under opiates, which contract them. Belladonna dilates them widely.</p> <p>Strychnin excites violent convulsions, like those of tetanus.</p>	<p>Evacuate the stomach as thoroughly as possible, and give active purgatives; give strong coffee and keep the patient roused. The custom of walking the patient up and down, and slapping with wet towels, is objectionable; it adds exhaustion to depression, and risks giving him pneumonia. Keep him in the recumbent position, and employ friction, and, if necessary, artificial respiration.</p> <p>The spasms may be quieted by inhalation of ether.</p>
<p>GASES. Acetylene. Acetic acid. Carbonic acid. Carbonic oxid. Nitrous oxid. Sulphuretted hydrogen. Chlorin. Chloroform.</p>	<p>Chlorin violently irritates the respiratory organs; the others act like narcotics. Each has a certain characteristic odor, by which it may be recognized.</p>	<p>Give plenty of fresh air, cautious inhalations of ammonia, stimulants, and artificial respiration, if necessary.</p>

ABBREVIATIONS AND SYMBOLS

AA, <i>ana</i> , of each.	Hor. decub., <i>hora decubitus</i> , at bedtime.
Add., <i>adde</i> , add to it.	Inf., <i>infusum</i> , an infusion.
Ad lib., <i>ad libitum</i> , as you please.	Inject., <i>injection</i> , an injection.
Alt. dieb., <i>alternis diebus</i> , every other day.	Lb., <i>libra</i> , a pound.
Alt. hor., <i>alternis horis</i> , every other hour.	Liq., <i>liquor</i> .
Alt. noc., <i>alterâ nocte</i> , every other night.	Lot., <i>lotio</i> , a lotion.
Ante., <i>anteriorum</i> , before.	M., <i>misce</i> , mix.
Ante cib., <i>ante cibum</i> , before meals.	Man., <i>manipulus</i> , a handful.
Applic., <i>applicatur</i> , apply.	Mist., <i>mistura</i> , a mixture.
Aq. dest., <i>aqua destillata</i> , distilled water.	N., <i>nocte</i> , at night.
Aq. pur., <i>aqua pura</i> , pure water.	No., <i>numero</i> , in number.
B. i. d., <i>bis in dies</i> , twice a day.	O., <i>octarius</i> , a pint.
C., <i>congius</i> , a gallon.	Ol., <i>oleum</i> , oil.
Cap., <i>capiat</i> , let him take.	O. m., <i>omni mane</i> , every morning.
Comp., <i>compositus</i> , compound.	Ov., <i>ovum</i> , an egg.
Conf., <i>confectio</i> , a confection.	Pil., <i>pilula</i> , a pill.
Cort., <i>cortex</i> , bark.	P. r. n., <i>pro re natâ</i> , as occasion arises.
Decub., <i>decubitus</i> , lying down.	Pulv., <i>pulvis</i> , a powder.
Det., <i>detur</i> , let it be given.	Q. d., <i>quater in die</i> , four times a day.
Dil., <i>dilutus</i> , dilute.	Q. S., <i>quantum sufficit</i> , as much as is sufficient.
Dim., <i>dimidius</i> , one-half.	℞, <i>recipe</i> , take.
Div. in p. æq., <i>dividatur in partes æquales</i> , divide into equal parts.	Rad., <i>radix</i> , root.
Dr., <i>drachma</i> , a dram.	S. or Sig., <i>signa</i> , write.
Emp., <i>emplastrum</i> , a plaster.	Sem., <i>semen</i> , seed.
F., <i>fahrenheit</i> , degree of heat.	SS. or s., <i>semissts</i> , a half.
F. m., <i>fiat mistura</i> , make a mixture.	Sum., <i>summendum</i> , to be taken.
Far., <i>faradic</i> , faradic.	S. V. G., <i>spiritus vini gallici</i> , brandy.
Fe., <i>ferrum</i> , iron.	S. V. R., <i>spiritus vini redificatus</i> , alcohol.
F. pil., <i>fiat pilula</i> , make a pill.	Syr., <i>syrupus</i> , sirup.
Fl. or f., <i>fluidus</i> , fluid.	T. i. d., <i>ter in dies</i> , three times a day.
Ft., <i>fiat</i> , let there be made.	Tr., <i>tinctura</i> , tincture.
Garg., <i>gargarisma</i> , a gargle.	Troch., <i>trochisci</i> , lozenges.
Gr., <i>granum</i> or <i>grana</i> , a grain, or grains.	Ung., <i>unguentum</i> , ointment
Gtt., <i>gutta</i> or <i>guttae</i> , a drop, or drops.	℥, <i>minimum</i> , a minim.
Guttat., <i>guttatim</i> , by drops.	ʒ, <i>drachma</i> , a dram.
H., <i>hora</i> , an hour.	ʒ, <i>unica</i> , an ounce.
Hg., <i>hydrargyrum</i> , mercury.	ʒ, <i>scrupulum</i> , a scruple.

TABLES OF WEIGHTS AND MEASURES

APOTHECARIES' WEIGHT

In preparing prescriptions druggists use apothecaries' weight

20 grains (gr. xx)	= 1 scruple (℥ sc. or ʒ j)
3 scruples (ʒ iiij)	= 1 dram (℥ dr. or ʒ j)
8 drams (ʒ viij)	= 1 ounce (℥ oz. or ʒ j)
12 ounces (ʒ xij)	= 1 pound (℥ lb. or lb j)

APOTHECARIES' MEASURE

60 min. (℥ lx)	= 1 fluid dram (f ʒ j)
8 fluid dram (f ʒ viij)	= 1 fluid ounce (f ʒ j)
16 fluid ounces (f ʒ xvj)	= 1 pint (O j)
8 pints (O viij)	= 1 gallon (C j)

45 drops, or a common teaspoonful, make about 1 fluid dram; 2 tablespoonfuls about 1 fluid ounce; a wineglassful about 1½ fluid ounces; and a teacupful about 4 fluid ounces.

AVOIRDUPOIS WEIGHT

16 ounces (oz.)	= 1 pound (lb.)
2,000 pounds	= 1 ton (T.)

100 lb. is still sometimes used as a unit of measure and abbreviated cwt. 2,000 lb. is often called a *short ton*, and the ton of 2,240 lb., used at the mines in weighing coal and ores, is called the *long ton* or *gross ton*. A pound avoirdupois (avd.) contains 7,000 grains.

DRY MEASURE

2 pints (pt.)	= 1 quart (qt.)
8 quarts	= 1 peck (pk.)
4 pecks	= 1 bushel (bu.)

LINEAR MEASURE

12 inches (in.)	= 1 foot (ft.)
3 feet	= 1 yard (yd.)
16.5 feet	= 1 rod (rd.)
320 rods	= 1 mile (mi.)
1,760 yards	= 1 mile
5,280 feet	= 1 mile

LIQUID, OR WINE MEASURE

4 gills (gi.)	= 1 pint (pt.)
2 pints	= 1 quart (qt.)
4 quarts	= 1 gallon (gal.)
63 gallons	= 1 hogshead
2 hogsheads	= 1 pipe
2 pipes	= 1 tun

SQUARE MEASURE

144 square inches (sq. in.)	= 1 square foot (sq. ft.)
9 square feet	= 1 square yard (sq. yd.)
30¼ square yards	= 1 square rod (sq. rd.)
160 square rods	= 1 acre (A.)
640 acres	= 1 square mile (sq. mi.)
36 square miles	= a township.

SOLID OR CUBIC MEASURE

1,728 cubic inches (cu. in.)	= 1 cubic foot (cu. ft.)
27 cubic feet	= 1 cubic yard (cu. yd.)

TROY WEIGHT

Valuable metals like gold and platinum are still weighed by troy weights.

24 grains (gr.)	= 1 pennyweight (pwt. or dwt.)
20 pennyweights	= 1 ounce (oz.)
12 oz.	= 1 pound (lb.)

The *carat* weight, used in weighing diamonds, varies; but it should be taken as 3½ troy grains unless otherwise stated.

In speaking of gold as "so many carats fine," one means so many twenty-fourths of pure gold. Thus, gold 14 carats fine is 14/24 pure gold and 10/24 alloy (cheaper metals).

METRIC, OR FRENCH WEIGHTS

	Gram	Troy Gr.		
Milligram	= .001	= .01543		
Centigram	= .01	= .15433		
Decigram	= .1	= 1.5433	Avoir. Oz.	Avoir. Lb.
Gram	= 1.	= 15.43316	= .03528	= .0022047
Decagram	= 10.		= .3528	= .022047
Hectogram	= 100.		= 3.52758	= .2204737
Kilogram	= 1000.		= 35.2758	= 2.204737
Myriogram	= 10000.			= 22.04737
Quintal	= 100000.			= 220.4737
Tonneau	= 1000000.			= 2204.737

METRIC, OR FRENCH DRY AND LIQUID MEASURE

	Liter	U. S. Cu. In.		U. S.
Milliliter	= .001	= .061	= { Liquid	.00845 gill
			= { Dry	.0018 pint
Centiliter	= .01	= .61	= { Liquid	.0845 gill
			= { Dry	.018 pint
Deciliter	= .1	= 6.1	= { Liquid	.845 gill = .2113 pint
			= { Dry	.18 pint

	Liter	U. S. Cu. In.		U. S.	
Liter	= 1.	= 61.02	= {	Liquid 2.113	pints = 1.057 quarts
				Dry 1.8	pt. = .908 qts. = .1135 pk.
Decaliter	= 10.	= 610.16	= {	Liquid 2.641	gallons
				Dry 9.08	qts. = 1.135 pk. = .284 bu.
		U. S. Cu. Ft.			
Hectoliter	= 100.	= 3.531	= {	Liquid 26.414	gallons
				Dry 2.837	bushels
Kiloliter	= 1000.	= 35.31	= {	Liquid 264.141	gallons
				Dry 28.374	bushels
Myrialiter	= 10000.	= 353.1	= {	Liquid 2641.4	gallons
				Dry 283.7	bushels

METRIC, OR FRENCH CUBIC OR SOLID MEASURE

	Meter		U. S. Cu. In.	
Cub. Centimeter (c.c.)	= .0001	=	.0610165	
Cubic Decimeter	= .001	=	61.0165	U. S. Cu. Ft.
Centistere	= .01	=	610.165	= .353105
Decistere	= .1	=	6101.65	= 3.53105 = .13078
Stere	= 1.			= 35.3105 = 1.3078
Decastere	= 10.			= 353.105 = 13.078
Hectostere	= 100.			= 3531.05 = 130.78

METRIC, OR FRENCH LINEAL MEASURE

	Meter	U. S. In.	Ft.	
Millimeter ¹	= .001	= .03937	=	.00328
Centimeter ²	= .01	= .3937	=	.03280
Decimeter	= .1	= 3.937	=	.32807 = Yd. .10936
Meter	= 1.	= 39.3685	=	3.2807 = 1.0936
Decameter	= 10.		=	32.807 = 10.936
Hectometer	= 100.		=	328.07 = 109.36 = Mile .621347
Kilometer	= 1000.		=	3280.7 = 1093.6 = .6213466
Myriameter	= 10000.		=	32807. = 10936. = 6.213466

¹ Nearly the $\frac{1}{8}$ part of an inch. ² Full $\frac{3}{8}$ inch.

METRIC, OR FRENCH SQUARE MEASURE

	Sq. Meter	U. S. Sq. In.	Sq. Ft.	Sq. Yd.	Acre
Sq. Centimeter	= .01	= .155			
Sq. Decimeter	= .1	= 15.5	= .10763	= .01196	
Centiare	= 1.	= 1549.88	= 10.763	= 1.196	= .00025
Are	= 10.	= 154988.	= 1076.3	= 119.6	= .0247
Hectare	= 100.		= 107630.	= 11959.	= 2.47
Sq. Kilometer	= 38607	Sq. Mile			= 247.
Sq. Myriameter	= 38607	Sq. Miles			= 24708

WEIGHTS

Unit of Measurement	Approximate Equivalent	Accurate Equivalent
1 gram	15 $\frac{1}{2}$ grains	15.432
1 grain	0.064 gram	0.064
1 kilogram (1000 grams)	2 $\frac{1}{2}$ lbs. avoirdupois	2.204
1 pound avoirdupois	$\frac{1}{2}$ kilogram	0.453
1 ounce avoirdupois (437 $\frac{1}{2}$ grains)	28 $\frac{1}{2}$ grams	28.349
1 ounce, Troy or apothecary (480 grains)	31 grams	31.103

SUGGESTIONS TO MEDICAL AUTHORS

INSTRUCTIONS FOR READING GALLEY PROOF

1. Gallies should be carefully read and corrected on the margins in ink, *all queries being answered.*

2. Special attention should be given to the spelling of proper names and the dosage of drugs, as errors of this sort are not easily caught by the printer.

3. As few corrections as possible should be made, as the printer's charge for author's alterations is very high—out of all proportion to the original cost of composition.

4. It should be borne in mind that the addition of even a few words at the beginning of a paragraph will necessitate the resetting of the entire paragraph.

5. Proofs of all cuts, bearing the figure number and caption, should be returned with the galleys in which they are called for. The point at which they are to be inserted in the proof should be indicated on the galley margin thus: < Figure 8. Proofs of cuts should *not* be pinned or pasted to the galleys.

6. Corrections should be made on the set of proofs bearing the printer's marks and these should be returned *with the original manuscript. This is very important.*

7. The duplicate set of proofs is to be retained by the author.

INSTRUCTIONS FOR READING PAGE PROOF

1. Pages should be read to see that all corrections marked on the galleys have been properly made. Any corrections should be made in ink on the margin and all queries should be answered.

2. It should not be necessary to make any extensive changes in page proof, and under no circumstances should material be added to a page without the elimination of an equal amount of matter to balance the page.

3. References to cuts should be verified and all cross references should be filled in with the proper page number.

4. Corrections should be made on the set of proofs containing the printer's marks and these should be returned *with the galleys originally corrected. This is very important.*

5. The duplicate set of pages is to be retained by the author.

PROOF MARKS

Marginal Mark	Corresponding Mark in Proof	Meaning
human ^	When in the course of events	insert
∩	When in the course of human events	invert
∩	When in the course of human events	take out
∩	When in the course of human events	close up
l.c.	When in the course of human events	lower case letter
w.f.	When in the course of human events	wrong font letter
tr	When in the course of events human	transpose
stet	When in the course of human events	let stand
□	When in the course of human events	indent em quad
#	When in the course of human events	space
√ √	When in the course of human events	even spacing
↓	When in the course of human events	push down space
¶	days. When in the course of human	make paragraph
⌈	⌈ When in the course of human events	move over
Ⓢ?	When in the course of human event	query to author
x	When in the course of human events	broken letter
⊙	When in the course of human events	period
∨	Human events mark the days course	apostrophe
∨ ∨	When in the course of human events	quotation marks
-/	The course of the sidetracked events	hyphen
Capo	When in the course of human events	capitals
sm.c.	When in the course of human events	small capitals
rom.	When in the course of human events	put in roman
ital	When in the course of human events	put in italic
b.f.	When in the course of human events	bold-face

BIBLIOGRAPHIC REFERENCES

- I. Number the quotations from authorities in the text; 1 for the first, 2 for the second, etc., to the end of the article, at the same time affixing to the full reference to each authority its corresponding number. When all are numbered, arrange the references in a column at the end of the article as a "Bibliography," if exhaustive; "References," if only a partial list.
- II. In each reference conform to the style of the "Index Medicus" and "Index Catalogue of the Library of the Surgeon-General's Office."
- A. If the reference is to a book, give:
1. Author's name with initials.
 2. Title of Book.
 3. Publisher.
 4. Place of Publication.
 5. Date of Publication (Year).
 6. Volume (if more than one).
 7. Page or pages.
- B. If the reference is to an article in a magazine, or a "system," the form is nearly the same; give:
1. Author's name with initials.
 2. Title of Article.
 3. Title of Periodical.
 4. Place of Publication.
 5. Date of Publication (Year). (Exact date, as, Jan. 24, 1913, is sometimes a help.)
 6. Volume (with series number if necessary) in Roman Notation.
 7. Page (inclusive paging) in Arabic.


Examples:


- A. 1. Hall, J. N. "*Borderline Diseases.*" D. Appleton & Co. N. Y. 1915. I. 351.
 2. Hiss, P. H., and Zinsser, H. "*A Text-book of Bacteriology.*" D. Appleton & Co. N. Y. 1914.
- B. 3. Janeway, T. C. "*A Clinical Study of Hypertensive Cardiovascular Disease,*" *Archives of Internal Medicine.* Chic. 1913. XII. 755-798.
 4. Lyle, H. H. M. "*Amputations,*" *Operative Therapeutics.* (A. B. Johnson.) D. Appleton & Co. N. Y. 1915. II. 263-373.

- III. Verify all references by consulting the original sources. (2)

12. 1. 17







LIBRARY OF CONGRESS



0 022 216 101 0