

TT 820

.C65



JEWEL CROCHET BOOK



By MRS. LEROY A. CLARK

PRICE 10 CENTS

Key to Terms Used in this Book

- Stitch (st). Between (bet). Join (j). Mesh (m). Row (R). * (repeat).
- Chain (ch)—Tie a slip knot, insert hook, thread over hook, draw through. Repeat as many stitches as desired.
- Slip Stitch (sl-st)—Hook through a stitch of the foundation, draw a stitch through that and the loop on the hook without throwing thread over.
- Double (d)—With stitch on hook, hook through work, draw a stitch through, making two on hook. Throw thread over hook again and draw it through both of these stitches.
- Treble (tr)—With a stitch on the hook, take up thread as for a stitch, hook through the work, draw a stitch through, making three on hook. Throw thread over, draw through two stitches, then over again and draw through the two remaining stitches.
- Double Treble (dtr)—Thread over hook twice, cast off three times—two and two and two.
- Half Treble (htr)—With stitch on hook, take up thread as for a stitch, hook through work, draw a stitch through, throw thread over, draw stitch through the three stitches on hook.
- Triple Treble (ttr)—Thread over the hook three times. Cast off four times—two, two, two and two.
- Picot (p)—Chain 3, 4 or 5, as you like. Insert hook in first stitch, throw thread over hook and draw through chain stitch and stitch on hook.
- Triple Picot (tp)—Three picots in succession.
- Cluster (cl)—Stitch on hook, thread over hook, hook through work, thread over hook, draw through, thread over, draw through only two loops. Repeat 1 treble, drawing thread through only two loops or stitches. Make third treble, having four stitches on hook, thread over, draw through all four stitches. Chain 1 to draw cluster tightly at top.
- Note—Where ** is found do not repeat except as per directions given farther on in work.



Our crochet hook of 44 pages, published by Mrs. Leroy A. Clark, contains designs of beautiful things for every room in the home as well as yokes, belt, bag, buttons and many handsome laces for dresses and all kinds of uses. There are beautiful edges in widths varying from ¼-inch to twelve inches. This book contains such a wide variety of designs that every lady cannot fail to find something to suit her need. Handsome illustrations with complete instructions for every design.

If your dealer cannot supply you with this book, send a quarter and a 2c stamp, with your full name and address written plainly and we will send the book to your postpaid.

NOV 20 1915

©CLA413710

JEWEL CROCHET BOOK

A COLLECTION OF UNIQUE AND
USEFUL DESIGNS WITH

FULL WORKING INSTRUCTIONS


By MRS. LEROY A. CLARK

PRICE
TEN
CENTS

Published by
MILLER-CLARK DESIGNING COMPANY
ST. JOSEPH, MISSOURI

Copyrighted 1915
By Mrs. Leroy A. Clark, 2516 Mulberry St.
Saint Joseph, Missouri


ALL RIGHTS RESERVED



Child's Collar

12-inch neck, No. 60 thread, No. 11 hook, ch10, j. **1st R.** 18d in ring, j. **2nd R.** ch5 for first tr in first st of ch. ((ch3, miss 2d, (tr, ch2, tr) in 3rd)) 5 times, ch3, j. **3rd R.** ch4 for first of cluster of 5dtr, finish cl. (ch10, cl under 3ch) 5 times, ch10, j. **4th R.** (4d, p, ch4, p, ch4, p, ch4) under each 10ch, j. Join each wheel to last one at center p as the


last row of each is made. Baste wheels on paper, run ch around joining to picots of wheels with tr and dtr as shown in picture. Cover runner ch with d making picots around neck as shown. **Edge.** (ch4, miss 3sts, tr in next st, tp, ch4, d in 4th st) all^oaround outside edge.



Web Lace

1st R. ch68, turn, tr in 4th st from hook. ** ch3, d in 3rd st, ch5, miss 2sts, 16tr in next 16sts, ch7, miss 7sts, 5d in next 5sts, ch7, miss 7sts, 16tr in next 16sts, ch5, d in 3rd st, ch3, miss 2sts, 2tr in next 2sts, ch3, turn. **2nd R.** tr over tr, ch5, d under 5ch, ch5, miss 3tr, 10tr over 10tr, ch2 miss 2tr, tr over tr, 3tr under 7ch, ch7, miss 1d, 3d over 3d, ch7, 3tr under 7ch, tr over tr, ch2, miss 2tr, 10tr over 10tr, ch5, d under 5ch, ch5, 2tr over 2tr, ch3, turn. **3rd R.** tr over tr, ch3, d under 5ch, ch5, d under next 5ch, ch5, miss 3tr, 4tr over 4tr, (ch2, miss 2sts, tr over tr) 3 times, 3tr under 7ch, ch7, d over center d, ch7, 3tr under 7ch, tr over tr, (ch2, miss 2sts, tr over tr) 3 times, 3tr in next 3sts, (ch5, d under 5ch) twice, ch3, 2tr over 2tr, ch3, turn. **4th R.** tr over tr, (ch5, d under 5ch) twice, ch5, miss 3tr, 4tr in next 4sts, (ch2, miss 2sts, tr over tr) 3 times, 3tr under 7ch, ch2, 3tr under next 7ch, tr over tr, (ch2, miss 2sts, tr over tr) 3 times, 3tr in next 3sts. (ch5, d under 5ch) twice, ch5, 2tr over 2tr, ch3, turn. **5th R.** tr over tr, ch3, (d under 5ch, ch5) 3 times, miss 3tr, 4tr in next 4sts, (ch2, miss 2sts, tr over tr) 3 times, 3tr in next 3sts, (ch2, miss 2sts, tr over tr) 3 times, 3tr in next 3sts, (ch5, d under 5ch) 3 times, ch3, 2tr over 2tr, ch3, turn. **6th R.** tr over tr, (ch5, d under 5ch) 3 times, ch5, miss 3tr, tr over tr, 3tr

in next 3sts, ch2, tr over tr, 9tr in next 9sts, ch2, tr over tr, 3tr in next 3sts, (ch5, d under 5ch) 3 times, ch5, 2tr over 2tr, ch3, turn. **7th R.** tr over tr, ch3, (d under 5ch, ch5) twice, 4tr under next 5ch, ch5, d under 5ch, ch5, miss 3tr, 16tr in next 16sts, ch5, d under 5ch, ch5, 4tr under next 5ch, (ch5, d under 5ch) twice, ch3, 2tr over 2tr, ch3, turn. **8th R.** like 6th R. **9th R.** like 5th R. **10th R.** tr over tr, (ch5, d under 5ch) twice, ch5, 3tr under 5ch, tr over tr, (ch2, miss 2sts, tr over tr) 3 times, 3tr in next 3sts, ch10, miss 2tr, tr over tr, 3tr in next 3sts, (ch2, miss 2sts, tr over tr) 3 times, 3tr under 5ch, (ch5, d under 5ch) twice, ch5, 2tr over 2tr, ch3, turn. **11th R.** tr over tr, ch3, (d under 5ch, ch5) twice, 3tr under 5ch, tr over tr, (ch2, miss 2sts, tr over tr) 3 times, 3tr in next 3sts, ch5, 3d under 10ch, ch5, tr over 4th tr, 3tr in next 3sts, (ch2, miss 2sts, tr over tr) 3 times, 3tr under 5ch, (ch5, d under 5ch) twice, ch3, turn. **12th R.** tr over tr, ch5, d under 5ch, ch5, 3tr under 5ch, 4tr over 4tr, 3tr in next 3sts, ch2, miss 2sts, 4tr in next 4sts, ch4, d in last st of 5ch, 3d over 3d, d in first st of 5ch, ch4, miss 2tr, tr over tr, 3tr in next 3sts, ch2, tr over tr, 6tr in next 6sts, 3tr under 5ch, ch5, d under 5ch, ch5, 2tr over 2tr, ch3, turn, tr over tr, * from ** in first row.



Insertion

1st R. ch53, turn, tr in 4th st from hook, ch5, miss 3sts, 4tr, (ch2, miss 2sts, tr in 3rd st) twice, 3tr, ch7, miss 4sts, 5d, ch6, miss 4sts, 3tr, (ch5, d in 5th st) twice, ch5, miss 4sts, 2tr, ch3, turn.
2nd R. tr, ch3, (d under 5ch, ch5,) twice, 2tr under 5ch, 3tr, 2tr under 6ch, ch6, 5d, ch7, 3tr under 7ch, tr over tr, (ch2, miss 2sts, tr over tr) twice, 3tr in next 3sts, ch5, d under 5ch, ch3, 2tr, ch3, turn.
3rd R. tr, ch5, d under 5ch, ch5, tr over 4th tr, 3tr in 3sts, (ch2, miss 2sts, tr over tr) twice, 3tr under 7ch, ch7, 3d, ch6, 2tr under 6ch, 7tr, 2tr under 5ch, ch5, d under 5ch, ch5, 2tr, ch3, turn.
4th R. tr, ch3, d under 5ch, ch5, 2tr under 5ch, 11tr, 2tr under 6ch, ch2, 3tr under 7ch, tr over tr, (ch2, miss 2sts, tr over tr) twice, 3tr in next 3sts, (ch5, d under 5ch) twice, ch3, 2tr, ch3, turn.
5th R. (ch5, d under 5ch) twice, ch5, tr over 4th tr, 3tr in 3sts, (ch2, miss 2sts, tr over tr) twice, 3tr under 2ch, ch2, miss 2tr, 11tr, ch5, d under 5ch, ch5, 2tr, ch3, turn.
6th R. tr, ch3, (d under 5ch, ch5) twice, miss 2tr, 7tr, ch2, 3tr under 2ch, tr over tr, (ch2, miss 2sts, tr over tr) twice, 3tr in next 3sts, ch5, d under 5ch, ch3, 4tr under 5ch, ch3, d under 5ch, ch3, 2tr, ch3, turn.
7th R. tr, (ch5, d under 3ch) twice, ch5, 3tr under 5ch, ch2, tr over 4th tr, 3tr in next 3sts, (ch2, miss 2sts, tr over tr) twice, 3tr in next 3sts, ch2, miss 2tr, 3tr, (ch5, d under 5ch) twice, ch5, 2tr, ch3, turn.
8th R. tr, ch3, d under 5ch, ch3, 4tr under 5ch, ch3, d under 5ch, ch5, tr over 3rd tr, 3tr in next 3sts, (ch2, miss 2sts, tr over tr) twice, 3tr in next 3sts, ch2, 2tr under 2ch, 3tr over 3tr, 2tr under 5ch, (ch5, d under 5ch) twice, ch3, 2tr, ch3, turn.
9th R. tr, ch5, d under 5ch, ch5, 2tr under 5ch, 7tr, 2tr under 2ch, ch2, tr over 4th tr, 3tr in next 3sts, (ch2, miss 2sts, tr over tr) twice, 3tr in next 3sts, (ch5, d under 3ch) twice, ch5, 2tr, ch3, turn.
10th R. tr, ch3, (d under 5ch, ch5) twice, 3tr under 5ch, tr over tr, (ch2, miss 2sts, tr over tr) twice, 3tr in next 3sts, ch10, 2tr under 2ch, 11tr, 2tr under 5ch, ch5, d under 5ch, ch3, 2tr, ch3, turn.
11th R. tr, ch5, d under 5ch, ch5, miss 2tr, 11tr, ch5, 3d under 10ch, ch5, tr over 4th tr, 3tr in next

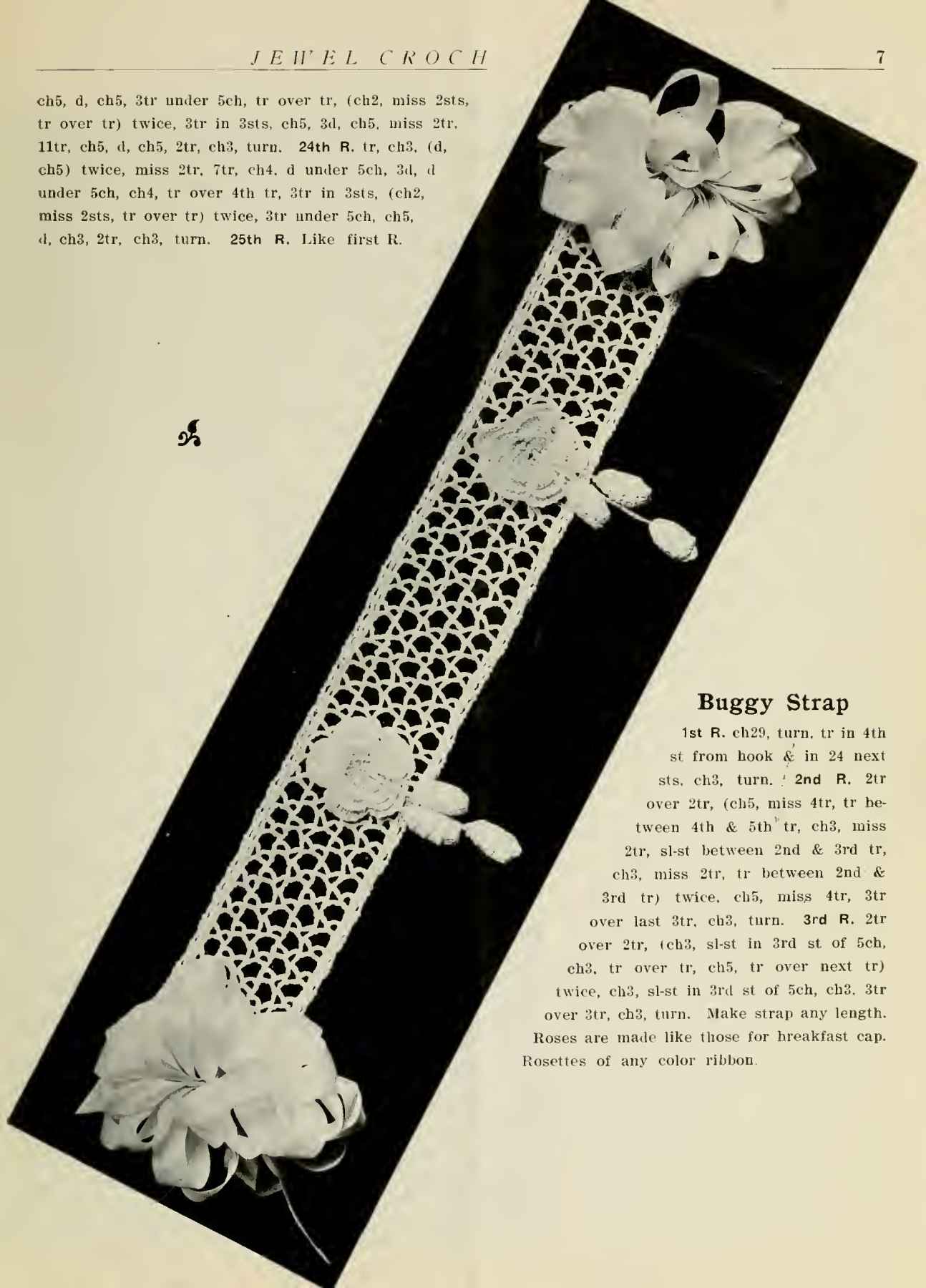
3sts, (ch2, miss 2sts, tr over tr) twice, 3tr in next 3sts, ch5, d under 5ch, ch5, 2tr, ch3, turn.
12th R. tr, ch3, d, ch5, 3tr under 5ch, tr over tr, (ch2, miss 2sts, tr over tr) twice, 3tr in next 3sts, ch4, d under 5ch, 3d, d under 5ch, ch4, miss 2tr, 7tr, (ch5, d under 5ch) twice, ch3, 2tr, ch3, turn.
13th R. tr, (ch5, d under 5ch) twice, ch5, miss 2tr, 3tr, ch6, 5d, ch7, tr over 4th tr, 3tr in next 3sts, (ch2, miss 2sts, tr over tr) twice, 3tr under 5ch, ch5, 2tr, ch3, turn.
14th R. tr, ch3, d under 5ch, ch5, tr over 4th tr, 3tr in next 3sts, (ch2, miss 2sts, tr over tr) twice, 3tr under 7ch, ch7, 5d, ch6, 2tr under 6ch, 3tr, 2tr under 5ch, (ch5, d under 5ch) twice, ch3, 2tr, ch3, turn.
15th R. tr, ch5, d under 5ch, ch5, 2tr under 5ch, 7tr, 2tr under 6ch, ch6, 3d, ch7, 3tr under 7ch, tr over tr, (ch2, miss 2sts, tr over tr) twice, 3tr in next 3sts, ch5, d under 5ch, ch5, 2tr, ch3, turn.
16th R. tr, ch3, (d under 5ch, ch5) twice, tr over 4th tr, 3tr in next 3sts, (ch2, miss 2sts, tr over tr) twice, tr over tr, 3tr under 7ch, ch2, 2tr under 6ch, 11tr, 2tr under 5ch, ch5, d under 5ch, ch3, 2tr, ch3, turn.
17th R. tr, ch5, d, ch5, miss 2tr, 11tr, ch2, 3tr under 2ch, tr over tr, (ch2, miss 2sts, tr over tr) twice, 3tr in 3sts, (ch5, d) twice, ch5, 2tr, ch3, turn.
18th R. tr, ch3, d, ch3, 4tr under 5ch, ch3, d, ch5, tr over 4th tr, 3tr in 3sts, (ch2, miss 2sts, tr over tr) twice, 3tr under 2ch, ch2, miss 2tr, 7tr, (ch5, d) twice, ch3, 2tr, ch3, turn.
19th R. tr, (ch5, d) twice, ch5, miss 2tr, 3tr, ch2, 3tr under 2ch, tr over tr, (ch2, miss 2sts, tr over tr) twice, 3tr in 3sts, ch2, 3tr under 5ch, (ch5, d) twice, ch5, 2tr, ch3, turn.
20th R. tr, ch3, (d, ch5) twice, 2tr under 5ch, 3tr, 2tr under 2ch (ch2, tr over 4th tr, 3tr in 3sts, (ch2, miss 2sts, tr over tr) twice, 3tr under 2ch, ch5, d, ch3, 4tr under 5ch, ch3, d, ch3, 2tr, ch3, turn.
21st R. tr, (ch5, d) twice, ch5, 3tr under 5ch, tr over tr, (ch2, miss 2sts, tr over tr) twice, 3tr in 3sts, ch2, 2tr under 2ch, 7tr, 2tr under 5ch, ch5, d, ch5, 2tr, ch3, turn.
22nd R. tr, ch3, d, ch5, 2tr under 5ch, 11tr, 2tr under 2ch, ch10, tr over 4th tr, 3tr in 3sts, (ch2, miss 2sts, tr over tr) twice, 3tr under 5ch, (ch5, d) twice, ch3, 2tr, ch3, turn.
23rd R. tr,

ch5, d, ch5, 3tr under 5ch, tr over tr, (ch2, miss 2sts, tr over tr) twice, 3tr in 3sts, ch5, 3d, ch5, miss 2tr, 11tr, ch5, d, ch5, 2tr, ch3, turn. 24th R. tr, ch3, (d, ch5) twice, miss 2tr, 7tr, ch4, d under 5ch, 3d, d under 5ch, ch4, tr over 4th tr, 3tr in 3sts, (ch2, miss 2sts, tr over tr) twice, 3tr under 5ch, ch5, d, ch3, 2tr, ch3, turn. 25th R. Like first R.



Buggy Strap


1st R. ch29, turn, tr in 4th st from hook & in 24 next sts, ch3, turn. 2nd R. 2tr over 2tr, (ch5, miss 4tr, tr between 4th & 5th tr, ch3, miss 2tr, sl-st between 2nd & 3rd tr, ch3, miss 2tr, tr between 2nd & 3rd tr) twice, ch5, miss 4tr, 3tr over last 3tr, ch3, turn. 3rd R. 2tr over 2tr, (ch3, sl-st in 3rd st of 5ch, ch3, tr over tr, ch5, tr over next tr) twice, ch3, sl-st in 3rd st of 5ch, ch3, 3tr over 3tr, ch3, turn. Make strap any length. Roses are made like those for breakfast cap. Rosettes of any color ribbon.



Egyptian Centerpiece

No. 20 thread, No. 10 hook. **1st R.** ch845, turn, tr in 8th st from hook, (ch1, miss 1st, tr in 2nd st) to end, j. Linen center 20 inches finished, with rolled or plain hem. Sew foundation ch to linen. There are 420 tr & 420 m around piece, all p have 4sts and are not included in number of sts in chains. **2nd R.** sl-st 1st, ch4, p, ch9, p, ch4, d between 7th & 8th tr. * all around, sl-st to 5th st of 9ch. **3rd R.** (ch4, p, ch9, p, ch4, d under 9ch of 2nd R) * all around, sl-st to 5th st of 9ch. **4th R.** (ch15, d under next 9ch) all around, j. **5th R.** ch4, ** miss 1st, tr in next st, (ch1, miss 1st, tr in next st) * over 4 of the 15 chains, making 3ltr, dtr over d, ch25, miss one 15ch, dtr over d, * from **, continue around, j, ch5 for ttr. **6th R.** tr in 3rd m of last R, (ch1, tr in next m) 27 times; With no st between, ttr in top of dtr of 5th R, ch10, miss 9sts, (7tr with 1ch bet) in next 7sts, ch10, ttr over dtr, on around, j, ch5 for ttr. **7th R.** tr between 3rd & 4th tr, (ch1, tr in next m) 22 times, ttr in top of ttr of last R, ch14, tr in m of lotus center, (ch1, tr in next m) 5 times, ch14, ttr in top of ttr, * around, j, ch5 for ttr. **8th R.** tr between 3rd & 4th tr, (ch1, tr in next m) 17 times, ttr in top of ttr of last R, ch5 for ttr, turn. **9th R.** tr between 3rd & 4th tr, (ch1, tr in next m) 12 times, ttr in top of ttr of last R, ch5 for ttr, turn. **10th R.** tr between 3rd & 4th tr, (ch1, tr in next m) 7 times, ttr in top of ttr, ch5 for ttr, turn. **11th R.** tr between 3rd & 4th tr, (ch1, tr in next m) twice, ttr in top of ttr, ch3, turn. **12th R.** tr over center tr, ch3, sl-st in top of ttr and down side over two tr, j in top of tr, begin lotus flower.

Lotus Flower. ** ch4, p of 4sts, ch9, p of 4sts, ch24, sl-st in top of first tr in lotus center, turn, work back on ch. **1st R.** 3d in 3sts, 13 htr in next 13sts, 3d, making 19sts, used on ch, ch1, turn. **2nd R.** miss 1d, 2d over 2d, 2htr over 2htr, 12tr over 12 htr, 2d over 2d, d in m at end, turn. **3rd R.** 3d, 13htr, 3d, 1sl-st on ch. * from ** till 5 leaves are made, ch4, p, ch9, p, ch9, ttr in top of ttr, working on next pyramid. * beginning with 8th R, but at end of 9th R on pyramid instead of making ttr, sl-st in 5th st of 2nd 9ch that came from last lotus leaf thus using those 5sts for ttr, ch5, turn. Do this on each 9th row on pyramids. After last lotus is made, j ch to end of 9th R, sl-st up side of pyramid to top. **13th R.** ch5, p of 4sts, ch5, sl-st in 5th st of 9ch between 2 picots, ch5, p, ch10, p, ch5, sl-st in 5th st of 9ch between first & 2nd leaf, (ch5, p, ch12, p, ch5, sl-st in 5th st of 9ch) 3 times, ch5,





p, ch10, p, ch5, sl-st in 5th st of 9ch, ch5, p, ch5, sl-st in top of pyramid. * 11 times, j at last to top of pyramid. 14th R. ch19, sl-st in center of 10ch between picots, (ch22, sl-st in center of 12ch) 3 times, ch22, sl-st in center of 10ch, ch19, sl-st in top of pyramid. * around, j, sl-st 9 sts on first 19 ch.

Crescent. 1st R. ch5, miss 4sts, tr in next st, (ch1, miss 1st, tr in next st) 51 times, making 52tr in first R; ttr in 9th st of 19ch, ch5, turn, work back over trebles. 2nd R. tr between 3rd & 4th tr of last R, (ch1, tr in next m) 46 times, ttr in top of end tr of last R, ch5, turn. 3rd R. tr between 3rd & 4th tr of last R, (ch1, tr in next m) 41 times, ttr in top of end tr of last R, ch5, turn. 4th R. tr between 3rd & 4th tr of last R, (ch1, tr in next m) 36 times, ttr in top of end tr of last R, ch5, turn. 5th R. tr between 3rd & 4th tr of last R, (ch1, tr in next m) 31 times, ttr in top of end tr of last R, ch5, turn. 6th R, tr between 3rd & 4th tr of last R, (ch1, tr in next m) 26 times, ttr in top of end tr of last R, ch5, turn. 7th R. tr between 3rd & 4th tr of last R, (ch1, tr in next m) 21 times, ttr in top of end tr of last R, ch5, turn. 8th R. tr between 3rd & 4th tr of last R, (ch1, tr in next m) 16 times, ttr in end tr of last R, fasten thread. * crescent 11 times, then without breaking thread ch4, turn work.

Open Row. 1st R. p, ch10, ** thread over hook 5 times, hook in 3rd m, draw st through, (thread over, draw through two sts) 3 times; 4sts are now on hook. With these sts on hook, ch4 for p and j back in first of 4sts to fasten p. (thread over hook, draw through two sts) 3 times**. Directions from ** to ** make a long tr with a p in center of it. We call this Ltrp to avoid repeating this explanation. ch6, miss 2m, Ltrp in next m, ch6, Ltrp over 3rd tr, ch6, Ltrp in 3rd m, ch6, miss 2m, Ltrp in next m, ch6, Ltrp over last tr, (ch6, Ltrp over end tr) of 7th, 6th, 5th, 4th, 3rd, 2nd and first R of crescent, ch6, Ltrp in st where ttr at end of first R is made in 19ch. Another Ltrp is made in the 19ch of next crescent. (ch6, Ltrp over end tr) of first, 2nd, 3rd, 4th, 5th, 6th, 7th & 8th R. * around piece, j. 2nd R. (ch9, dtr over next Ltrp, ch9, d over next Ltrp) 6 times, ch10, thread over hook 7 times, hook in top of next Ltrp, draw through, taking off 2sts at a time, keeping top st on hook with st that was on hook. Thread over hook 7 times, hook in top of 2nd Ltrp on next crescent, thread over, draw off 2sts at a time, draw st through all three sts on hook, ch10, d on 3rd Ltrp, (ch9, dtr over next Ltrp, ch9, d over next Ltrp) 9 times. Continue around, j. 3rd R. ch8, d in top of dtr, tp, (triple picot in this piece is made thus; ch8, sl-st in first st of 8ch, ch11, sl-st in first st of 11ch, ch8, sl-st in first st of 8ch). ch8, d over d, go around piece, j.



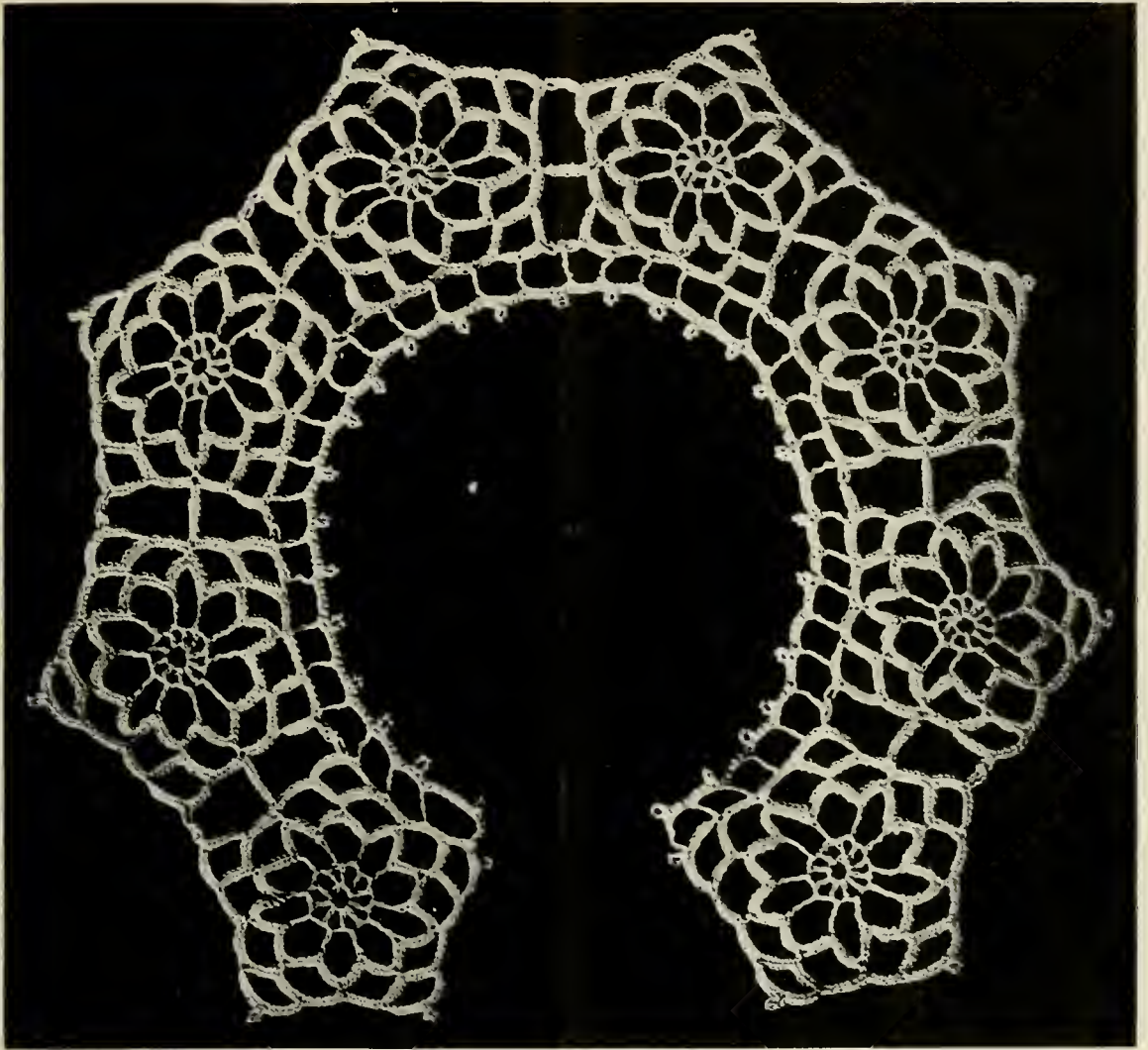
Opera Cap

May be made of any colored thread with tinsel silver or gold thread run in with other thread. No. 20 thread, No. 9 hook.

Rose. 1st R. ch10, j, (5tr in ring, d) 5 times. 2nd R. (ch4, j with sl-st to next d) all around behind scallops. 3rd R. Make 5 scallops of (7tr, d over d of last R.) continue rose in this way making 9tr in next R, 11tr in next R and 13tr in next R until rose is as large as desired. Foundation ch at back is increased the same way.

Seed Pods. 1st R. ch6, j. 14tr in ring, j. 2nd R. 14tr over 14tr, j. 3rd R. 14 tr over 14 tr, j. 4th R. 14tr over 14tr drawn off 4tr at a time at top, to narrow it off. Rnn hook through all 3sts at top, fasten, ch17, sl-st back on 6th st to form ring for 2nd seed pod. After 2nd pod is done, ch20, j in center of rose. All ch for seed pods are not same length

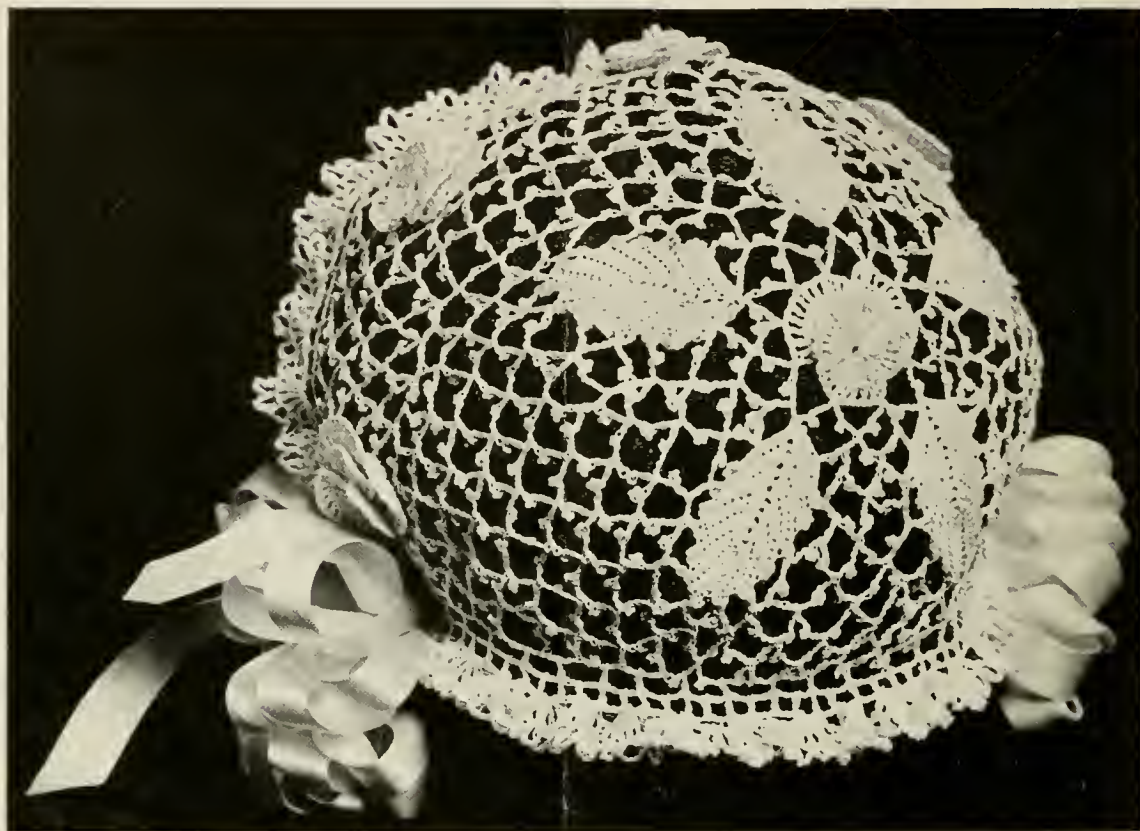
Crown. 1st R. ch10, j. ch5, (tr in ring ch2) 11 times, j. 2nd R. ch12. (dtr under 2ch, ch9) 11 times, j to 4th st of ch. 3rd R. 12d over each 9ch, all around, j. 4th R. sl-st 4sts, ch7, miss 4sts, tr in next st, ch4, tr in 4th st in next scallop, ch4, miss 4sts, tr in next st, continue all around, j. 5th R. sl-st 2sts, (ch8, d under 4ch) * all around, j. 6th R. sl-st 4sts, (ch8, d under 8ch) all around. 7th & 8th R. same. 9th R. ch3 for first of 9tr under 8ch, ch8, d under 8ch, ch8, 9tr under 8ch, * till 12 figures are made, finish R, j. 10th R. ch8, d in center of 9tr, ch8, d over 9th tr, (ch8, d under 8ch) twice, d over first of 9tr, * all around, j, sl-st 4sts. 11th R. ch8, d under 8ch all around. Make 20 more R like last one, then make runner ch around edge to make it fit the head. A band of gold, silver or velvet across front is caught down with a rose at each end.



Child's Collar

No. 60 thread, No. 11 hook. ch8, j. 1st R. ch5. (tr in ring, ch2) 9 times, j, sl-st 1st. 2nd R. ch12, (dtr under next 2ch, ch9) 9 times, j. 3rd R. 12d over each 9ch, j, sl-st 5sts. 4th R. (ch9, d in center next scallop) 10 times, j. 5th R. 12d over first 9ch, 6d over 2nd 9ch, ch9, turn, d in top of 12d of first loop, turn, 6d over 9ch just made, ch5 for p, 6d over

same 9ch, 6d over 2nd half of 9ch loop. Repeat 4 times. 2nd medallion is joined to first at point with ch3 to p, ch3 and return to medallion. At center ch6, j to first medallion, turn, cover 6ch with 7d, j next corner at p as before. A chain is begun at left side of neck. ch9, miss 5sts, dtr in next st, (ch5, dtr in 6th st) all across, turn, cover with (6d, p, 6d) all across.



Pansy Baby Cap

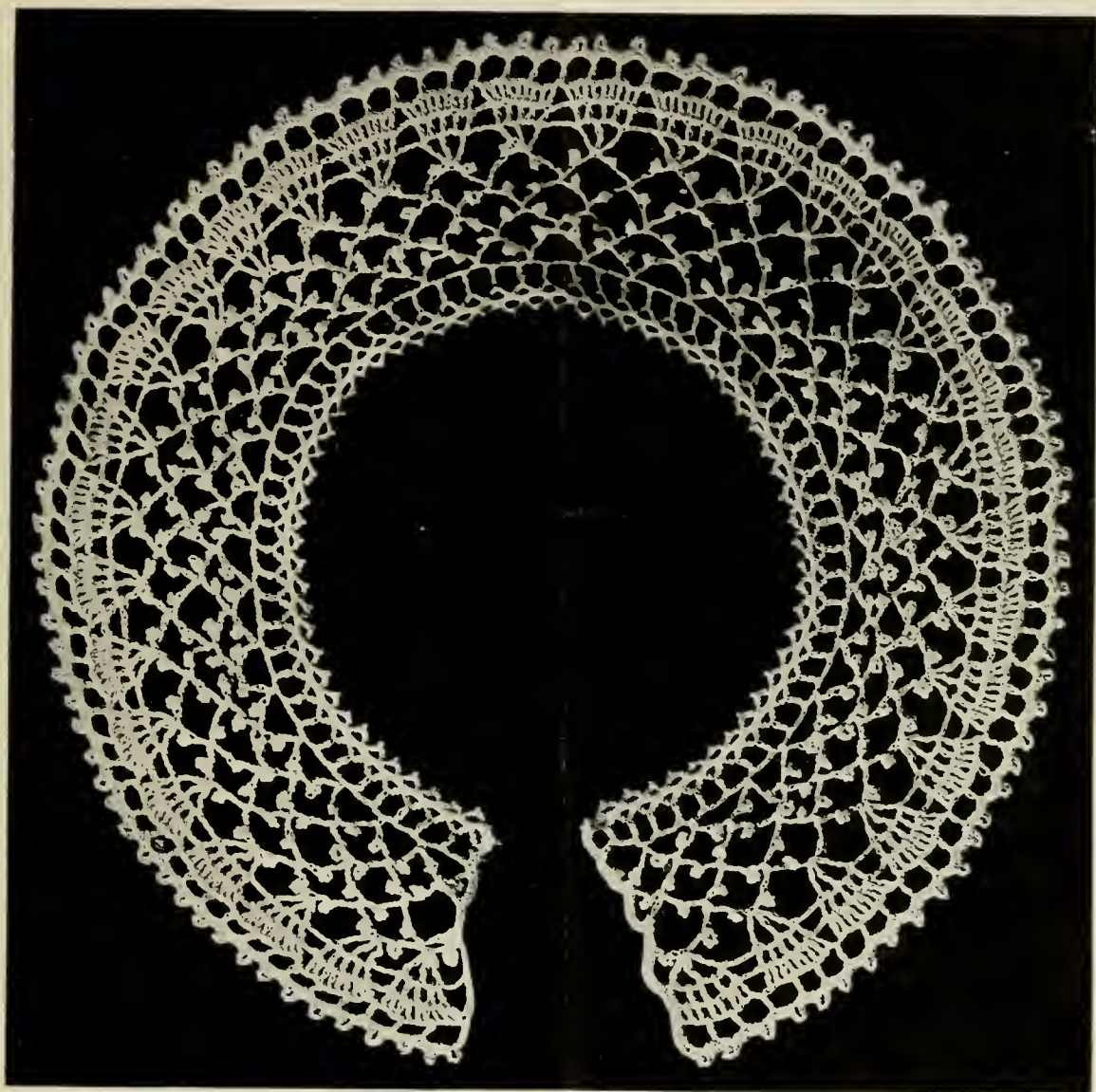
Fansy. 1st R. ch8, j, ch3 for tr, 10tr in ring, ch4, turn. 2nd R. 10tr with 1ch bet. over 10tr, ch4, catch in top of tr of first R, ch3, d in ring: this makes first leaf. * for 2nd leaf, work ch across back and make 3rd leaf bet these two leaves. Make 2 chains of 5sts across back of leaves for 4th & 5th leaves which are made just the same way.

Leaves. ch12, turn, miss 1st, 10d in 10sts, ch3, d in first 8sts of other side of ch, ** ch3, turn, d in each of 8d of last R, using only back part of sts to form rib, d under 3ch, ch3, d under 3ch, d in each of next 7sts. * from ** till you have 6 ribs on each side of center.

Crown. Baste pansy and leaves on paper, work bet. them with ch3, p, ch3, p, ch3, joining to edges

of pansy and leaves. When space is filled out to points of leaves, work 4 or 5R of loops all around, making a few extra R over each ear to shape cap, being sure to have enough loops to make cap flare enough, because it can be drawn up around edge to fit head when runner ch is made. Work back and forth across front of cap till it is desired size. Make runner ch of (ch7, tr in loop) all around. Another ch of (ch3, tr over tr, ch3, tr in 4th st of 7ch) all around, making extra loop at corners.

Edge. 1st R (7dtr with 2ch bet tr, in every other eyelet) all around. 2nd R. (ch7, d under 2ch) across scallops and ch7, d bet scallops. Sew on pansies around front of cap.



Irish Lace Collar

Braid or ch 12 inches long. No. 60 thread, No. 11 hook. **1st R.** (ch2, tr in 3rd st) all across, ch5, turn. **2nd R.** (ch3, p, ch2, p, ch3, d under 2ch) all around, the d coming in every other 2ch; ch5, turn, d under 2ch. **3rd R.** (ch3, p, ch2, p, ch3, d under 2ch at top of loops of former R) all around, ch2, turn. **4th R.** (ch3, p, ch3, p, ch3, d under 2ch at top of loops) all around, tr in loop at end to make straight edge, turn. **5th R.** like 4th R. **6th R.**

((dtr, ch2, dtr, ch2, dtr) in center st in top of loop; ch3)) all around, turn. **7th R.** (tr over tr, ch1, tr under 2ch, ch1, tr over tr, ch1, tr under 2ch, ch1, tr over tr, ch2) all around, turn. **8th R.** ((tr over tr, ch1, tr under 1ch, ch1) 4 times, tr over tr, ch1,) all around, ch6, turn. **9th R.** (tr under 3rd 1ch, ch4, tr under 5th 1ch, ch4, tr under 1ch between scallops) * all around. **10th R.** 3d, p, 3d under each 4ch all around, d up each end at front.


ch1, tr bet 12th & 13th tr, ch1, tr bet 14th & 15th tr, ch5, tr in 3rd st of 5ch, ch1, tr in 5th st of 5ch, ch1, tr under 1ch, ch1, tr under next 1ch, ch5, d under 5ch, ch3, 3tr, ch3, turn. 11th R. 2tr, ch5, d under 5ch, ch5, tr under 2nd 1ch, ch1, tr under 3rd 1ch, ch1, tr in first st of 5ch, ch1, tr in 3rd st of 5ch, ch5, miss 1tr, 5tr with 1ch bet over 5tr, ch5, d under 5ch, ch5, 3tr, ch3, turn. 12th R. 2tr, ch3, (d under 5ch, ch5) twice, 3tr with 1ch bet over 3tr, ch5, 4tr with 1ch bet, (ch5, d under 5ch) twice, ch3, 3tr, ch3, turn. 13th R. 2tr, ch5, 4tr under 5ch, ch5, d under 5ch, ch5, 4tr with 1ch bet, ch5, d under 5ch, ch5, 4tr under 5ch, ch5, 3tr, ch3, turn. 14th R. 2tr, ch3, (d under 5ch, ch5) twice, 4tr with 1ch bet, ch5, (3tr with 1ch bet) under 5ch, (ch5, d under 5ch) twice, ch3, 3tr, ch3, turn. 15th R. 2tr, ch5, d under 5ch, ch5, tr in 4th st of 5ch, (ch1, tr over tr) 3 times, ch1, tr in 2nd st of 5ch, ch5, 4tr with 1ch bet, ch5, d under 5ch, ch5, 3tr, ch3, turn. 16th R. 2tr, ch3, d under 5ch, ch5, 4tr with 1ch bet, ch5, tr in 4th st of 5ch, (ch1, tr over tr) 5 times, ch1, tr in 2nd st of 5ch, ch5, d under 5ch, ch3, 3tr, ch3, turn. 17th R. 2tr, ch5, tr in 4th & 5th st of 5ch, 2tr in each 6 eyelets, tr in first & 2nd sts of 5ch, ch5, 4tr with 1ch bet, ch5, 3tr, ch3, turn. 18th R. Like first R.

Shadow Lace

1st R. ch40, turn, tr in 4th & 5th sts from hook, ch5, miss 3sts, 16tr in 16sts, ch5, tr in 4th st, (ch1, miss 1st, tr in next st) 3 times, ch5, miss 3sts, 3tr in next 3sts, ch3, turn. 2nd R. 2tr over 2tr, ch3, d under 5ch, ch5, tr bet 2nd & 3rd tr, ch1, tr bet 3rd & 4th tr, ch1, tr in first st of ch, ch1, tr in 3rd st of ch, ch5, miss 2tr, 12tr, ch5, d under 5ch, ch3, 3tr over 3tr, ch3, turn. 3rd R. 2tr, ch5, d under 5ch, ch5, miss 2tr, 8tr, ch5, tr in 3rd st of 5ch, ch1, tr in 5th st, ch1, tr under 1ch, ch1, tr under 1ch, ch5, d under 5ch, ch5, 3tr over 3tr, ch3, turn. 4th R. 2tr, ch3, (d under 5ch, ch5) twice, tr under 2nd 1ch, ch1, tr under 3rd 1ch, ch1, tr in first st of 5ch, ch1, tr in 3rd st of 5ch, ch5, miss 2tr, 4tr, (ch5, d under 5ch) twice, ch3, 3tr, ch3, turn. 5th R. 2tr, ch5, 4tr under 5ch, ch5, d under 5ch, ch5, tr in 3rd st of 5ch, ch1, tr in 5th st, ch1, tr under 1ch, ch1, tr under next 1ch, ch5, d under 5ch, ch5, 4tr under 5ch, ch5, 3tr, ch3, turn. 6th R. 2tr, ch3, (d under 5ch, ch5) twice, 4tr under 5ch, ch5, tr under 2nd 1ch, ch1, tr under 3rd 1ch, ch1, tr in first of 5ch, ch1, tr in 3rd st of 5ch, (ch5, d under 5ch) twice, ch3, 3tr, ch3, turn. 7th R. 2tr, ch5, d under 5ch, ch5, 4tr as before, ch5, 2tr under 5ch, 4tr over 4tr, 2tr under 5ch, ch5, d under 5ch, ch5, 3tr, ch3, turn. 8th R. 2tr, ch3, d under 5ch, ch5, 2tr under 5ch, 8tr over 8tr, 2tr under 5ch, ch5, 4tr as before, ch5, d under 5ch, ch3, 3tr, ch3, turn. 9th R. 2tr, ch5, 4tr as before, ch5, 2tr under 5ch, 12tr over 12tr, 2tr under 5ch, ch5, 3tr, ch3, turn. 10th R. 2tr, ch3, d under 5ch, ch5, tr bet 2nd & 3rd tr, ch1, tr bet 4th and 5th tr, ch1, tr bet 6th & 7th tr, ch1, tr bet 8th & 9th tr, ch1, tr bet 10th & 11th tr,

Book Mark


1st R. ch25, turn, tr in 4th st from hook, ch2, 2tr in same st, (ch2, miss 2sts, tr in next st) 7 times, tr in same st with last tr, ch2, 2tr in same st, ch4, turn. 2nd R. (2tr, ch2, 2tr) under 2ch of shell, (ch2, tr over tr) 3 times, 3tr in next 3sts, (ch2, tr over tr) twice, ch2, shell of (2tr, ch2, 2tr) under 2ch of shell, ch4, turn. 3rd R. shell, (ch2, tr over tr) twice, 3tr in next 3sts, ch2, miss 2tr, tr over tr, 3tr in next 3sts, ch2, tr over tr, ch2, shell, ch4, turn. 4th R. shell, (ch2, miss 2sts, tr over tr, 3tr in next 3sts)



3 times, ch2, shell, ch4, turn. 5th R. like 3rd R. 6th R. like 2nd R. 7th R. like first R. 8th R. shell, ch2, miss 2sts, 4tr in next 4sts, (ch2, tr over tr) 4 times, ch2, shell, ch4, turn. 9th R. shell (ch2, tr over tr) 4 times, 3tr in next 3sts, ch2, tr over tr, ch2, shell, ch4, turn. 10th R. shell, (ch2, tr over tr) 3 times, 3tr in next 3sts, (ch2, tr over tr) twice, ch2, shell, ch4, turn. 11th R. shell, (ch2, tr over tr) twice, 3tr in next 3sts, (ch2, tr over tr) 3 times, ch2, shell, ch4, turn. 12th R. shell, (ch2, tr over tr) 5 times, 3tr in next 3sts, ch2, shell, ch4, turn. * from first till marker is desired length. Tie fringe across each end.

H 61 78 527






DEC 77

N MANCHESTER,
INDIANA

LIBRARY OF CONGRESS



0 014 083 370 8

