o "Income and Expenditures"

"Expenditures" column shall be filled with the total amount of payment of associations entered in "As of the End of this Fiscal Period" during this fiscal year classifying it in "From Supply" "From Rental" "From Mutual Assistance Work" "From Educational and Cultural Work" and "Others" according to the agency to which the payment was made.

Respective columns shall be filled with the grand total of payment made to each work.

"Total Payment" means the total amount of payment actually made.
"Others" column shall be filled with all other payment.

"Balance"

"Surplus" column shall be filled with the associations entered in "As of End of this Fiscal Period" classifying it in "Number of Associations with Surplus" and "Amount of Surplus."

"Deficit" column shall be filled with the associations entered in "As of End of this Fiscal Period" classifying it in "Number of Associations with "Deficit" and "Amount of Loss."

Associations without profit or loss shall also be included in this column.

"Balance of Total Amount" column shall be filled with the difference between amount of surplus and amount of loss and in case amount of surplus is larger (-) mark and in case of amount of loss is larger (-) mark shall be added.

"Amount of Principal Asset" column shall be filled with the total amount of assets owned by associations entered in "As of End of this Fiscal Period" at the end of this fiscal year roughly classifying it in "Floating Assets" and "Fixed Assets" in accordance with its fluidity.

"Assets" means the total amount of assets items on the balance sheet.

o "Borrowed Debt" column shall be filled with the total amount of borrowed debt as of end of the year of associations entered in "As of End of this Fiscal Period" and further its details shall be entered classifying it in "From Prefectural Government Funds" "From Public Financial Bank" "From Credit Cooperative Association" "From Banking Organ" and "Others" in accordance with main source of borrowing.

Shizuoka Statistic card

生活保護統計基礎小票

被保護者世帶番號	第　　號	地區担當員		統計担當員		世帶區分	

世帶主氏名		男	女

世帶主の狀況	世帶主が勞働力を有する場合	農林業	世帶主が勞働力を有さない場合	
		非農林業		

扶助開始原因	年　月　日第59號原因第　　項に因る
扶助廢止原因	年　月　日第60號理由第　　項に因る

勞働力を有する世帶員數（世帶主を除く）	就業		不就業	
	男	女	男	女

被保護世帶の實數	2人以上の世帶の被保護人員		單獨者		被保護世帶受保護中保護を受けない人員	
	男	女	男	女	男	女

扶助種類	生活扶助				教育扶助				住宅扶助				同左計金額
月	日	實人員	金額		實人員	金額			實人員	金額			

扶助種類	醫療扶助							
月	日	實人員	金額		實人員	金額	實人員	金額

27 March 1951

Mr. George Hoshino
Public Welfare Section
Kanto Civil Affairs Region

Regarding the Statistics Card

I am sorry for not having written earlier.

Thank you very much for your thoughtful guidance on the statistics card system. As the result of study we have devised the card as inclosed, for which I want to have your criticism.

We plan to adopt the system as from April, and will improve upon practice. Although we are well aware of the fact that the card is so big in size that it is inconvenient to handle and of the narrowness of the money amount columns on the back, we cannot get any idea better than this at the present. Institution of the card will do away with the formerly used individual payment record and will also serve for preparing the pay roll.

I may make some explanation as following:

(1) Twenty-four horizontal columns are arranged in the lower front part inasmuch as a plenty of space was made available compared with the back, so that for the family receiving in-door relief only this card can serve for two years.

(2) We left blank the column below the "old folks home" in the "general institution (except medical)" because there are no institutions concerned other than the old folks home in this city. We can put in name of institution according to necessity.

(3) Columns for EA, HA, MaA, and FA are scarecely necessary but were put into for form's sake. In the OA column six vertical columns were put into as six months are maximum period to achieve a technique.

(4) Columns for the name of shelter and for the name of disease are unnecessary on this statistics but will be filled out for the sake of reference.

(5) Others: ~~Deut~~ Due to the narrowness of columns for entering money amounts in the back, the entry will be made as below:

To separate figures at a thousand unit.

For instance, to enter "¥12,250,"

Sincerely yours,

KIJIMA, Chief
Welfare Section
Utsunomiya City Gov't

12.
250

拠えに不便なことと裏面の金額の記入欄が狹隘であることは承知しながら只今のところこれ以上の名案がございません。
尚このカード使用によつて從來の戸別の支拂記錄を廢止し支

宇都宮市役所

拂簿作成にも役立たせます。

(1) 次にカードの内容について説明を加えますと
表面の下部を二十四段（扶助金額欄）設けたがこれは裏面に比して紙面に余裕を生じたので施設外のみの保護を受けている世帯については二ヶ年使用出來るようにした。

(2) 裏面の「一般施設（醫療施設を除く）」中養老施設の下段を空欄にしたのは現在本市に於ては養老施設以外關係施設がないので必要に應じてその施設名を記入するようにした。

(3) 裏面の教育、住宅、出産、葬祭は殆と必要ないが一應それぞれ二欄設けた。

(4) 生業は技能修得の期間が六ヶ月限度であるので六欄にした。
裏面最下段の收容所、病名はこの統計上には必要ないが參考に記入するようにした。

(5) 其の他
裏面の金額（記入の）方法は欄狹隘のため次のように記載する。
千基準で二段に區切る
即ち 一二、二五〇圓と云う場合

12
250

とする

昭和二十六年三月二十七日

関東地方民事部厚生課
ジョージ星野様

宇都宮市役所民生課長　木島　肯

統計カードについて

御返事が遅れて申訳ありません。
統計カード方式について御親切な御指導有難とうございます。
研究の結果一應別紙の様な方式が出来上りましたから御批判を願います。
この方式は四月より使用することになつており、實際に當つて不備な點は改善したいと思つておりますが型の大きすぎて収扱えに不便なことと、裏面の金額の記入欄が狭隘であることは承知しながら只今のところこれ以上の名案がございません。
向このカード使用によつて従來の戸別の支拂記錄を廃止し支拂簿作成にも役立たせます。

次にカードの内容について説明を加えますと

(1) 表面の下部を二十四段一扶助金額欄一設けたがこれは裏面に比して紙面に余裕を生じたので施設外のみの保護を受けている世帯についてはニケ年使用出來るようにした。

(2) 裏面の「一般施設一醫療施設を除く一」中養老施設の下段を

宇都宮市役所

Utsunomiya City Plan
Statistical Card.

地区 district	# 区	統計カード STATISTICS CARD			
世帯主氏名 name of family-head		男 male	女 female	労働力を有する世帯員数（世帯主を除く） # of members able to work (except the head)	
世帯主状況 status of family-head	第58表状況第（ ）号 # status according to form #58			就業 Employed	不就業 Unemployed
扶助開始原因 Reason of commencing aid	年 月 日 date 第59表理由第 項に因る according to item # .			男 male / 女 female	男 m / 女 f
	年 月 日 第59表理由第 項に因る				
扶助廃止原因 Reason of discontinuing aid	年 月 日 第60表理由第 項に因る				
	年 月 日 第60表理由第 項に因る				

扶助種類 Type of aid		生活扶助 L A		教育扶助 E A		住宅扶助 H A		医療扶助 Me A		出産扶助 Ma A		[illegible]
年 Date	月	実人員 # of persons	金額 Amt	実人員	金額	実人員	金額	実人員	金額	実人員	金額	実人員

統計 STATISTICS CARD ー ド

ケース番号 case # 号

	男 male	女 female
号 to form #58		
項に因る according to item # .		
項に因る		
項に因る		
項に因る		

労働力を有する世帯員数 # of members able to work (except the head) 就業 Employed		不就業 Unemployed		被保護世帯の実数 # of recipient members 2人以上の世帯の被保護人員 recipient in family of more than two		単独者 Single-man family		被保護世帯中保護を受けていない人員 # of non-recipient out of the recipient family	
男 male	女 female	男 m	女 f	m	f	m	f	m	f

項	住宅扶助 H A 実人員	住宅扶助 H A 金額	医療扶助 Me A 実人員	医療扶助 Me A 金額	出産扶助 Ma A 実人員	出産扶助 Ma A 金額	生業扶助 t 技能修得 実人員	生業扶助 t 技能修得 金額	生業扶助 e 就労 実人員	生業扶助 e 就労 金額	葬祭扶助 F A 実人員	葬祭扶助 F A 金額

宇都宮市役所 UTSUNOMIYA CITY OFFICE

Number of recipient and relief amount in institutional care

施設内被保護者数及び保護費

施設の種類 Type of institution	生活 LA												教育 EA		住宅 HA		医療 MeA												出産 MaA		生
月 month	1	2	3	4	5	6	7	8	9	10	11	12					1	2	3	4	5	6	7	8	9	10	11	12			
一般施設(医療施設を除く) General inst (except med) — 養老施設 — 生活保護法による施設 DLSL inst — 公立 public — 人員 number of persons																															
一般施設 — 養老施設 — 生活保護法による施設 DLSL inst — 私立 private — 人員 number of persons																															
一般施設 — 養老施設 — 同法によらない施設 Non-DLSL — 人員																															
一般施設 — 生活保護法による施設 DLSL Inst — 公立 public — 人員																															
一般施設 — 生活保護法による施設 DLSL Inst — 私立 private — 人員																															
一般施設 — 同法によらない施設 Non-DLSL — 人員																															
医療施設 Medical institution — 病院 hospital — 生活保護法による施設 DLSL inst — 人員																															
医療施設 — 病院 hospital — 同法によらない施設 non-DLSL — 人員																															
医療施設 — 診療所 clinic — 生活保護法による施設 DLSL inst — 人員																															
医療施設 — 診療所 clinic — 同法によらない施設 non-DLSL — 人員																															
医療施設 — 療養所 sanatorium — 結核 TB — 生活保護法による施設 DLSL inst — 人員																															
医療施設 — 療養所 sanatorium — 結核 TB — 同法によらない施設 non-DLSL — 人員																															
医療施設 — 療養所 sanatorium — その他 other — 生活保護法による施設 DLSL inst — 人員																															
医療施設 — 療養所 sanatorium — その他 other — 同法によらない施設 non-DLSL — 人員																															
その他 other — 助産所 Lying-in agency / 按摩施術者等 Masseur, etc — 人員																															
収容所 Shelter																															
病名 Name of disease																															

of recipient and relief amount in institutional care

施設内被保護者数及び保護費																																							
		教育 EA		住宅 HA		医療 MeA												出産 MaA		生業 OA						葬祭 SA		Administrative cost 事務費											
11	12					1	2	3	4	5	6	7	8	9	10	11	12											1	2	3	4	5	6	7	8	9	10	11	12

DISL STATISTICS CARD

生活保護統計カード

Statistics # 統計NO.

Case Record # 台帳NO. | District # 地区NO. | Address 住所 町 番地 | Name of familyhead 世帯主氏名 | Case worker 担当員

	Relationship 続柄	Name 氏名	Date of birth 生年月日	Age 年令	性別	Employed or not 就不	Type of aid 保護種類	Remarks 摘要
1			. . . .		男 m 女 f			
2			. . . .		男 女			
3			. . . .		男 女			
4			. . . .		男 女			
5			. . . .		男 女			
6			. . . .		男 女			
7			. . . .		男 女			
8			. . . .		男 女			
9			. . . .		男 女			
10			. . . .		男 女			

世帯主況 Status of familyhead		男 m.	女 f.	合計 Total
	世帯員 members			

開始原因 Cause of relief 年 月 日 第 項 date & item

年 月 日 第 項

年 月 日 第 項

年 月 日 第 項

# of employed 稼働者数		# of recipients 被保護者実数						# of non-recipient 保護外人員数	
employed 就労		unemployed 不就労		more than two 二人以上		Single 単独者			
男 m	女 f	男 m	女 f	男 m	女 f	男 m	女 f	男 m	女 f

保護の種類別支給金額及人員 Relief amt and no. of persons per each type of aid

	扶助 Aids 月附 Date	生活扶助 L.A. 人員 # of persons	生活扶助 L.A. 金額 amt	教育扶助 Ed.A. 小中 #	教育扶助 Ed.A. 給食 lunch	教育扶助 Ed.A. 教育 ed.	住宅扶助 Hsg.A. 金額 amt.	合計 Total	扶助 Aids 月附 Date	医療扶助 Me.A. 人員 #	医療扶助 Me.A. 金額 amt	人員 #	金額 amt	人員 #	金額 amt	総合計 Grand total
	.			.					.							
	.			.					.							
	.			.					.							
	.			.					.							
	.			.					.							

備考 Remarks

(前橋市厚生課)

MAEBASHI CITY WELFARE SECTION

保護　通知傳票

（様式A）

区　昭和　年　月　日

原因

No.

台帖No.		氏名		男女	住所	町　番地

世帯構成員	続柄	氏名	生年月日	年令	性別	職業	教医就別、備考
1			．．．．		男.女		
2			．．．．		男.女		
3			．．．．		男.女		
4			．．．．		男.女		
5			．．．．		男.女		
6			．．．．		男.女		
7			．．．．		男.女		
8			．．．．		男.女		

金額	生活扶助	給食	教育	住宅	合計金額

発行者	医療	庶務	記入

前橋市厚生課

Statistics system being planned by Maebashi City, Gunma ken. Issued on trip 9 Mar 51. This paper was be presented by Maebashi to the meeting of 5 cities of Gunma ken 10 March. Is patterned after the Kanda Mansei kan (Tokyo) plan

統計資料蒐集系

生活保護係

保護開始(華・出・

保護変更(住所・人

保護廃止

(以上ハ医療関係ヲ含

医療券發行

(国庫法律ヲ含ム等合)

※ Ⓐ 印ハ A 伝票ヲ使用
Ⓑ 印ハ B 伝票ヲ使用

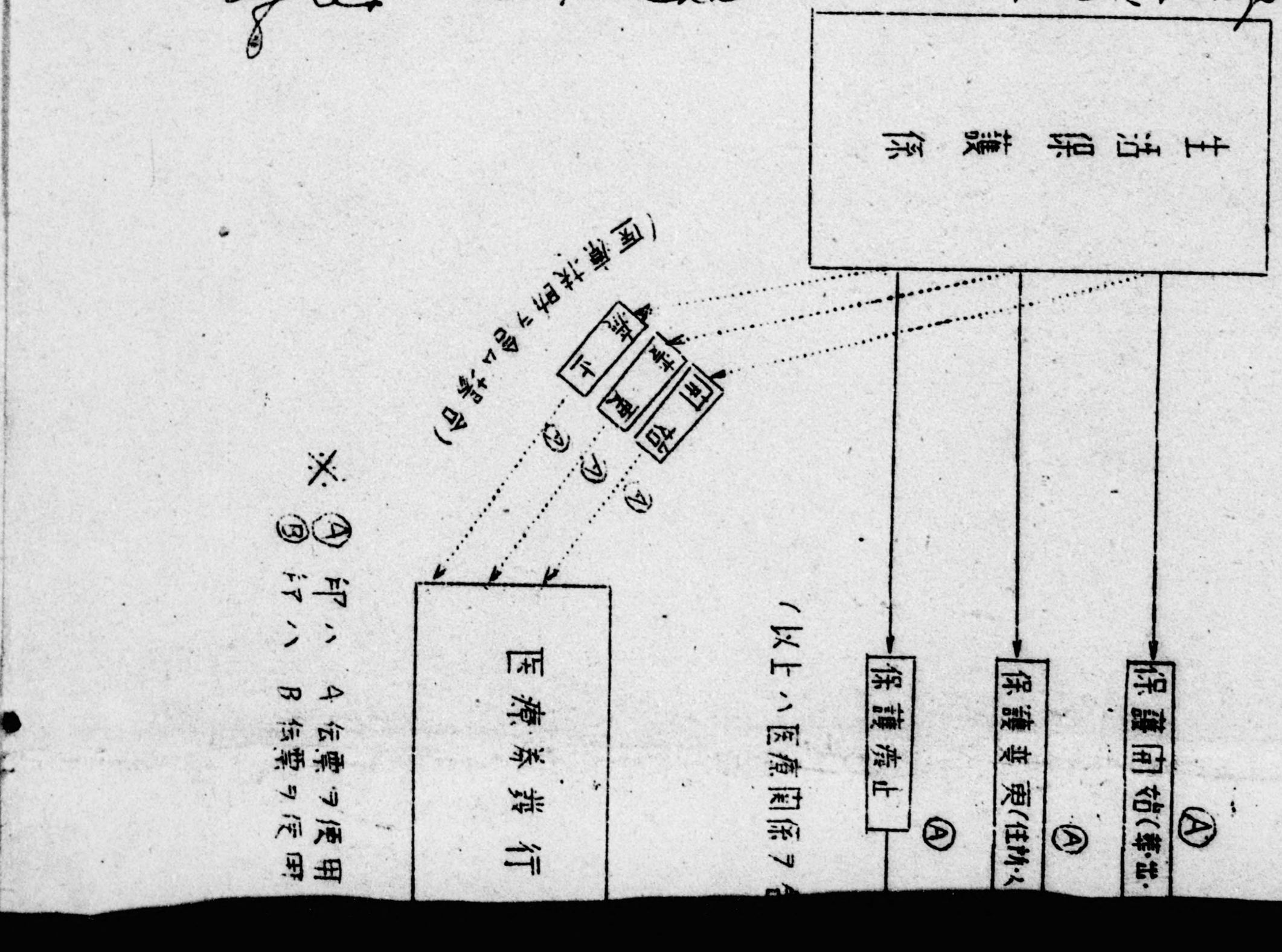

統計資料蒐集経路図

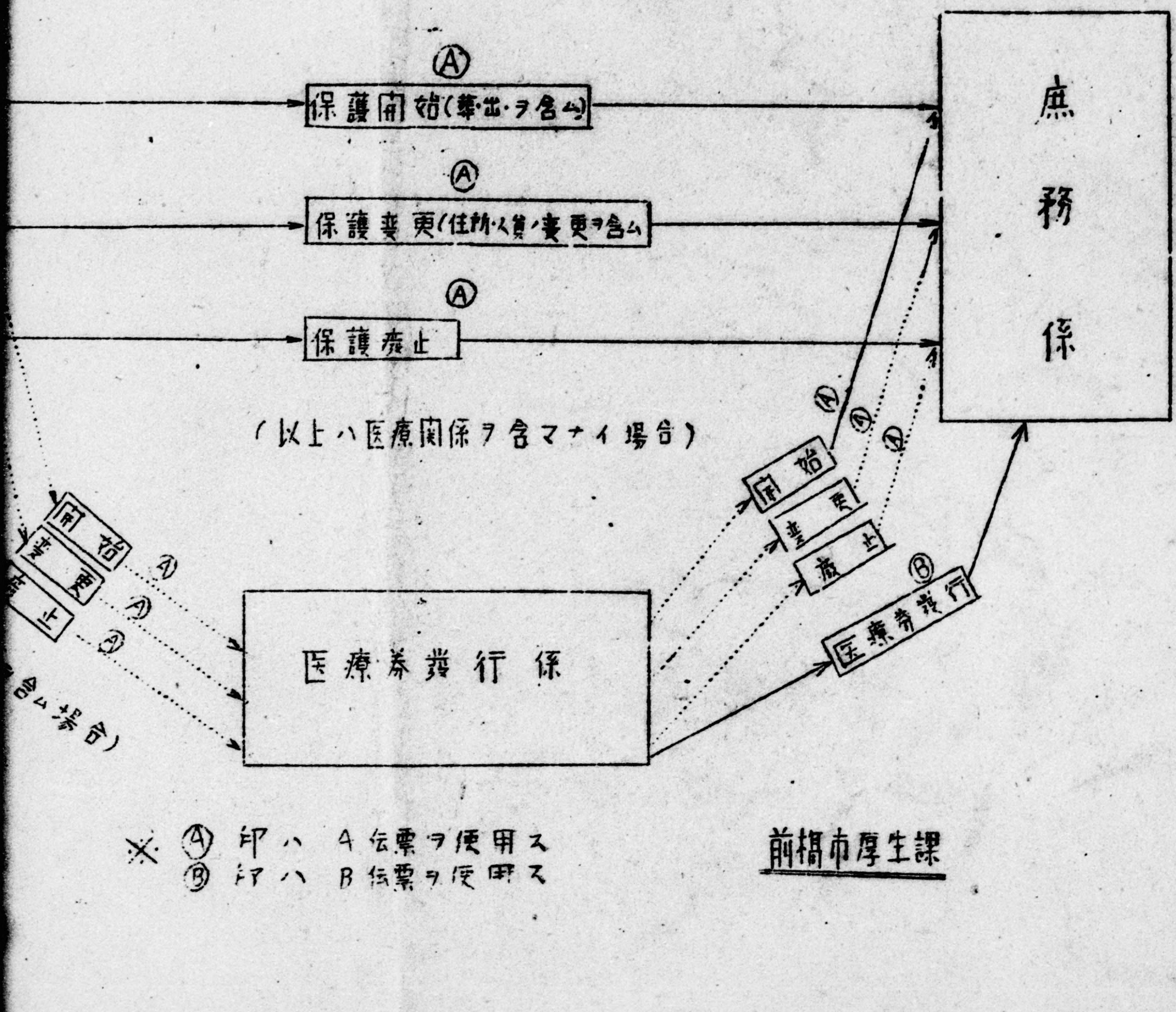

※ Ⓐ印ハ A伝票ヲ使用ス
Ⓑ印ハ B伝票ヲ使用ス

前橋市厚生課

(A)

保護　通知書

区　　昭和　年　月　日　原因　　NO.

台帳NO		氏名		男女	住所	町	番地
世帯構成員	続柄	氏名	生年月日	年令	性別	職業	教医就別	備考
1								
2								
3								
4								
5								
6								
7								
8								

	生活扶助	給食	教育	住宅	合計
金額					

執行者		医療		庶務		記帳		

Ⓑ

医療券發行伝票

併　單

發行No　　昭和　年　月　日No

区	世帯抵名		男女	受人	名

続	被療者氏名	性別	種別	入院病院名
		男女	通入	
		男女	通入	
		男女	通入	
備考				

發行者		庶務		記入	

(58表) 世帯主の状況

世帯主が労働力を有する場合	自営業		農林業	1
			非農林業	2
	被用者	常傭	農林業	3
			非農林業	4
		日傭	農林業	5
			非農林業	6
	家内労働者		農林業	7
			非農林業	8
	完全失業者		農林業	9
			非農林業	10
世帯主が労働力を	60才以上の老者			11
	身体障害又は傷病	身体障害者		12
		傷病		13
	乳幼児を抱へた寡婦			14

59表 開始の原因

生計中心者の死亡又は不在	1
生計中心者の身体障害	2
生計中心者の老衰	3
生計中心者の病気	4
生計中心者の失業	5
生計中心者の事業の破産	6
生計中心者の収入の減少（被用者家内労働者）	7
生計中心者の事業の収入減少	8
家族の病気	9
求生転入により扶養者の増加	10
家族の収入の減少又は喪失	11
災害	12
親戚友人よりの援助減少喪失	13
[illegible]	14

(60表) 廃止理由

生計中心者が帰って来たため	1
未亡人の再婚（生計中心者であったもの）	2
生計中心者の能力の恢復	3
生計中心者の就職	4
生計中心者の収入増（被用者家内労働者）	5
生計中心者（自営業）収入の増	6
家族の復病の恢復	7
死亡又は転出等により扶養者の減	8
家族の収入の増加	9
親戚友人よりの援助の増加	10
死亡	11
年金 社会保険給付を得た為	12
その他	13

主が労働力を有する場合	被用者	常備	農林業	3
			非農林業	4
		日傭	農林業	5
			非農林業	6
	家内労働者		農林業	7
			非農林業	8
	完全失業者		農林業	9
			非農林業	10
主が労働力を有さない場合	60才以上の老者			11
	身体障害又は傷病	身体障害者		12
		傷病		13
	乳幼児を抱へた寡婦			14
	姙婦			15
	15才未満の児童			16
	その他			17
	死者			18

生計中心者の老衰	3
生計中心者の病気	4
生計中心者の失業	5
生計中心者の事業の破産	6
生計中心者の収入の減少（被用者家内労働者）	7
生計中心者の事業の収入減少	8
家族の病気	9
求生転入により扶養者の増加	10
家族の収入の減少又は喪失	11
災害	12
親戚友人よりの援助減少喪失	13
賤産の減少、喪失	14
年金社会保険給付の不足停止	15
その他	16

生計中心者の能力の恢復	3
生計中心者の就職	4
生計中心者の収入増（被用者家内労働者）	5
生計中心者（自営業）収入の増	6
家族の復病の恢復	7
死亡又は転出等により扶養者の減	8
家族の収入の増加	9
親戚友人よりの援助の増加	10
死亡	11
年金 社会保険給付を得た為	12
その他	13

第62

Form No.

災害救助法による救助状況

Relief Given Under Disaster Relief

災害種別	災害回数	救助状況 Relief Given		救助費支出額及び救助人員 Expenditures and no of t (Under Ar				
		被救助世帯数	被救助人員	種別	収容施設供与	炊出し及び食品供与	被服寝具及び生活必需品給与又は貸与	医療及助産
Classification of Disaster	No. of Disaster	No. of Families	No. of persons	Classification	Shelter	Food	Providing and Lending Commodities For Daily life	Medica and monta aid
地震 Earthquake				金額 Amount of money expended	0	0	0	
火災 Fire								
水災 Flood								
風害 wind Storm								
津波 Tidal wave				件数 No. of Time Person given Relief	0	0	0	
火山噴火 Volcanic Eruption								
その他 other								
計 Total								

千葉県

災害救助法による救助状況

Under Disaster Relief Law

都道府県名 _____

Name of Prefecture _____

昭和26年2月分報告

Report for Month of 19__

救助費支出額及び救助人員（災害救助法 第23條による）

Expenditures and no of time Persons Received Disaster Relief
(Under Art 23 of Disaster Relief Law)

収容施設供与 Shelter	炊出し及び食品供与 Food	被服寝具及び生活必需品給与又は貸与 Providing and Lending Commodities For Daily life	医療及び助産 Medical and monternal aid	生業に必要な機具又は資金の給与又は貸与 Money or Tools Necessary for Occupation	学用品給与 School Materials	埋葬費 Funeral Expenses	人夫賃 Allowances For Laborer	輸送費 Transportation	その他 others	合計 Total
0	0	0	0	0	0	0	0	0	0	0
0	0	0	0	0	0	0	0	0	0	0

日引4番

B 5

第一号表

生活協同組合 消費生

Consumers' Co-operation

地区 Locality	組合数及組合加入者数及び組合脱入脱退者数 No. of Association, Members and Withdrawals						組合役員数	組合記書数	出資口数及出資金額	出資金		借入金	摘要
	地域組合 Community Associations			職域組合 Occupational Associations						出資総口数	出資総金額		
	組合数 No. of Associations (1)	組合加入者数 No. of Members (2)	組合脱退者数 No. of Withdrawals (3)	組合数 No. of Associations (4)	組合加入者数 No. of Members (5)	組合脱退者数 No. of Withdrawals (6)	No. of Officials (7)	No. of Employees (8)	No. of Shares held (9)	No. of Shares held by Members (10)	Value of Shares held by Members (11)	Amount of Paid-up Shares at the End of this Month (12)	Amount of Borrowed Money (13)	Remarks (14)
東京都の区の部 Wards Area of Tokyo-to														
五大都市 Five Great Cities														
その他の市 Other Cities														
町村 Towns & Villages														
計 Total														

生活協同組合

Cooperation

都道府県名 _____

Name of Prefecture _____

昭和　年　月分報告

Report for month of 19__

組合数 No. of Cooperatives (1)	出資口数 No. of Shares Held (2)	出資金 Total Paid-up Capital (3)		借入金 Borrowings (4)	資産総額 Total Assets		事業収支						連合会	
		出資組合数 No. of Cooperatives Having Paid-up Capital (5)	出資総口数 Total No. of Shares Held (6)		前月末現在額 Amount at End of Previous Month (7)	本日現在額 Amount at End of This Month (8)	収入 Receipts (9)	支出 Expenditures					地域連合会 Local Federations (21)	中央会 Central Union (22)
								給与 Salaries (10)	印刷費 Printing (11)	旅費 Traveling (12)	設備資材費 Equipment (13)	その他 Others (14)		

(103)

B判4番

第58

Form No.

生活保護法による保護をうけている世帯の世帯主の

Status of Care Head in Cases who Received Assistance Under Daily Li

状況 Status			世帯主の性別 Sex of Case Head		労働力を有する世帯主を除く世帯員数 Total Family members in Labor Force Excluding Case Head				保 Ai		
					就業 at work		不就業 out work		生活扶助 Living Aid	教育扶助 School Aid	住宅扶助 Housing Aid
			男 male	女 Female	男 male	女 Female	男 male	女 Female	(4)	(5)	(6)
世帯主が労働力を有する場合 Case Head is a Member of Labor Force	自営業 Self Employed	農林業 Agriculture & Forestry	630	576	200	418	224	278	3332	1492	897
		非農林業 non-agriculture & Forestry	576	798	119	322	134	269	2210	1618	1163
	被用者 Employees 常傭 Regular Employers	農林業 agriculture & Forestry	45	70	11	27	33	36	376	135	86
		非農林業 non-agriculture & Forestry	307	474	137	279	107	188	2617	997	706
	日傭 Day Labarers	農林業 agriculture & Forestry	286	603	80	174	76	196	2883	1032	310
		非農林業 non agriculture & Forestry	801	1647	286	466	432	671	7660	3027	2027
	家内労働者 Home Industry Worker	農林業 agriculture & Forestry	51	73	13	29	37	47	318	74	18
		非農林業 non agriculture & Forestry	170	685	67	106	173	311	2461	908	868
	完全失業者 Fully Unemployed	農林業 agriculture & Forestry	20	21		1	3	11	118	43	23
		非農林業 non agriculture & Forestry	175	170	13	44	81	114	878	177	260
世帯主が労働力を有さない場合 Case Head is not a member of Labor Force	60才以上の老者 Over age 60		1627	1945	77	221	170	447	4234	634	1238
	身体障害又は傷病 Physically Handicapped or Injury or Illness	身体障害者 Physically Handicapped	321	136	24	57	49	90	1147	264	264
		傷病 Injury or Illness	1381	733	118	423	200	400	4378	1202	1304
	乳幼児を抱へた寡婦 widowns with minor childrem			483	8	26	48	138	2135	912	299
	妊婦 expectant mother			11					26	10	1
	15才未満の児童 children Under age 15		143	136			98	114	534	394	27
	その他 others		94	177	6	21	61	85	650	229	216
計 Sub-Total			6377	8820	1088	2633	1729	3177	31438	13226	9142
死者 Deceased			9	4							
合計 Total			6386	8824	1088	2633	1729	3177	31447	13236	9142

をうけている世帯の世帯主の状況

ceived Assistance Under Daily Life Security Law

都道府県名 _____
地方事務所名 _____
市町村名
Name of prefecture _____
昭和 年 月分報告
Report for month of 19__

被保護世帯を有する世帯主を除く世帯員数 Family members other than Head			保護の種類 Aid Received								被保護世帯の実数 Actual No of Cases					被保護中うけていない世帯員数 No. of family members not Receiving assistance in cases	
不就業 out work			生活扶助 Living aid	教育扶助 School aid	住宅扶助 Housing aid	医療扶助 Medical aid	出産扶助 Maternal aid	生業扶助 Occupational aid		葬祭扶助 Funeral aid	二人以上世帯の数	保護人員 Family members		単独世帯 Single persons		人員合計 Total persons	
就業 Work								技能修得費用	就労助成			男 M	女 F	男 M	女 F		
女 Female	男 male	女 Female	(4)	(5)	(6)	(7)	(8)	(9)	(10)	(11)	(12)					(15)	
418	224	278	3322	1492	877	946	6		2		1045	1608	2025	31	87	3691	488	684
322	134	269	2310	1678	1163	370	5		1	10	1268	1838	2563	36	70	4507	401	477
27	33	86	376	135	86	15	1			1	108	187	241	4	3	430	21	33
279	107	188	2617	997	706	262	1			4	738	1130	1467	16	27	2722	279	302
174	76	106	2813	1032	310	114	2		2	1	784	1345	1728	28	37	3048	76	111
466	432	671	7660	3087	2087	609	2		4	8	2267	3511	4431	68	133	8133	494	810
29	37	87	318	74	18	16	2				107	167	271	1	16	455	24	22
108	173	311	2461	908	861	134				3	728	975	1526	24	73	2598	184	172
1	3	11	113	43	23	27	2			1	85	61	63	2	4	130	6	6
44	81	114	878	179	260	89			1	8	283	443	477	31	31	982	65	65
221	170	447	4234	1534	1228	396	1		2	36	1312	1503	1898	635	1535	5481	148	126
57	49	90	1147	364	364	135				9	367	570	679	44	44	1329	31	43
423	200	400	4838	1802	1304	1705	4		3	9	1611	2471	2823	263	263	5697	394	479
26	48	130	2135	916	299	69					819	833	1468			2301	21	71
			36	10	1	2	3				7	9	14	1	3	27		
	96	114	534	376	27	12					132	174	229	78	69	670	18	14
21	19	48	659	229	216	69				1	174	303	386	32	48	766	132	79
2633	1923	3177	37432	13236	9162	4071	29		15	87	11500	17183	22035	1273	2362	42867	2776	3093
										13				9	4	13		
2633	1923	3177	37432	13236	9162	4071	29		15	101	11500	17183	22035	1282	2366	42880	2776	3093

B 3/4 号

第59
Form No.

生活保護法による保護開始の主な原因
Principal Causes of Dependency of new Cases Opened Under Daily Life Security Law

原因	保護の種類 Aid Received						
	生活扶助 (1) Living aid	教育扶助 (2) School aid	住宅扶助 (3) Housing aid	医療扶助 (4) Medical aid	出産扶助 (5) Maternal aid	生業扶助 Occupational aid 技能修得 (6)	生業扶助 Occupational aid 就労助成 (7)
主訂中心者の死亡又は不在 Death or absence of Principal Wage Earner							
主訂中心者の身体障害 Physically Handicapped Principal Wage Earner							
主訂中心者の老衰 Disability of principal Wage Earner by age							
主訂中心者の傷病 Disability of principal Wage Earner by Sickness							
主訂中心者の失業 Unemployment of principal Wage Earner							
主訂中心者の事業の破産 Bankruptcy of Self Employment of principal							
主訂中心者の収入の減少（現に稼働中） Insufficient Income of P.W.E - Fully Employed							
主訂中心者の収入減少 Insufficient Income of Part Employment of P.W.E							
家族の傷病 Sickness of Family member other than P.W.E							
出生転入により扶養者の増加 Increase of no. of Dependents by Birth or Persons moving into Family							
家族の収入の減少又は喪失 Loss or Insufficiency of Income of Family Members other than principal Wage Earner							
傷害 Disaster							
親族扶養義務者よりの援助、減少、喪失 Lesser Insufficiency of contribution of Relatives or Friends outside of Family							
動産の減少、喪失 Loss or Insufficiency of Real or Personal Property							
恩給及年金保険給付の不足停止 Loss or Insufficiency of pension, Annuities or Discontinuance of social Insurance							
その他 Others							
合計 Total							

…動の主な原因

…dency of new
…le Security Law

都道府県名 _____
配方事務所名 _____
市町村名 _____
Name of prefecture _____
昭和　年　月分報告
Report for month of 19__

種類の種類 Received						世帯及び人員実数 Actual no of Cases					現在保護中の世帯で保護を受けていない世帯人員 no. of family members not receiving assistance in cases (12)	
			生業扶助 Occupational aid				左の世帯中の被保護人員 Family members (no.)		単独世帯 Single persons (11)			
住宅扶助 Housing aid (13)	医療扶助 Medical aid (14)	出産扶助 Maternal aid (15)	技能修得 (16)	就労訓練 Training on job (17)	就労斡旋 Job placement (18)	2人以上の世帯 no. of families of 2 or more persons (9)	男 male	女 Female	男 male	女 Female	人員合計 Total persons (12)	男 Male	女 Female

第59
Form No.

生活保護法による保護開始の主な原因
Principal Causes of Dependency of new Cases Opened Under Daily Life Security Law

原因	保護の種類 Aid Received						
	生活扶助 Living aid (1)	教育扶助 School aid (2)	住宅扶助 Housing aid (3)	医療扶助 Medical aid (4)	出産扶助 Maternal aid (5)	生業扶助 Occupational aid 技能修得 (6)	就労助成 Training (7)
生計中心者の死亡又は不在 Death or absence of Principal Wage Earner	209	106	36	44			2
生計中心者の身体障害 Physically Handicapped principal wage Earner	34	8	9	17			
生計中心者の老衰 Disability of principal wage Earner by age	211	58	21	67	1		
生計中心者の傷病 Disability of principal wage Earner by Sickness	262	85	82	162	2		2
生計中心者の失業 Unemployment of Principal wage Earner	92	39	21	10			1
生計中心者の事業の破産 Bankruptcy of Self Employment of principal	4	15		4	1		
生計中心者の収入の減少（被用者家内労働者） Insufficient Income of P.W.E - Fully Employed	67	461	15	48	7		
生計中心者の収入減少 Insufficient Income of Shelfemployment of P.W.E	117	63	26	20	2		
家族の傷病 Sickness of Family member other than P.W.E	63	13	9	178	1		
出生転入により扶養者の増加 Increase of no. of Dependents by Birth or persons moving into family	14	2		3	1		
家族の収入の減少又は喪失 Loss or Insufficiency of Income of Family Members other than principal wage Earner	23	9		11	2		
災害 Disaster	19	9	1	4			
親戚友人よりの援助、減少、喪失 Loss or Insufficiency of contribution of Relatives or Friends outside of family	12	4		2			
財産の減少、喪失 Loss or Insufficiency of Real or Personal Property	2		1				1
年金社会保険給付の不足停止 Loss or Insufficiency of pension, annuities or allowances of social Insurance	3			1			
その他 others	19	114	9	11	1		
合計 Total	1,151	956	230	582	18		6

子 等 票

都道府県名 _____
地方事務所名 _____
市町村名 _____
name of prefecture _____
昭和26年2月分報告
Report for month of 19__

而の主な原因

ndency of new
fe Security Law

類の種類 Received						世帯及び人員実数 Actual no of Cases						中のいて員 帯世 保護を受け人 保護をいない世帯の
			生業扶助 Occupational aid				被保護人員 Family members (10)		単独世帯 Single persons (11)		人員合計 Total persons (12)	no. of family members not receiving assistance in cases (13)
Housing aid (3)	医療扶助 medical aid (4)	出産扶助 Maternal aid (5)	技能修得 (6)	就労助成 Training work (7)	葬祭扶助 aid (8)	2人以上の世帯数 no. of families of 2 or more persons (9)	男 male	女 Female	男 male	女 Female		男 Male	女 Female
36	44			2	27	77	99	163	10	15	287	59	52
9	17				3	26	18	26	3	5	52	5	11
21	67	1				56	56	103	20	28	207	28	19
82	162	2		2	5	169	244	239	39	33	555	82	91
21	10			1		32	57	58	11	8	134	19	19
	4	1			1	1	3			2	5		
15	48	7			10	262	232	233	6	16	487	294	364
26	20	2			1	55	64	83	5	15	167	31	32
9	178	1			7	73	56	98	3	13	170	114	107
	3	1				9	5	10	1	2	18	1	4
	11	2				10	15	20	3	4	42	11	11
1	4					5	14	4		1	19	2	6
	2					4	5	9	1	4	19	4	3
1				1		2	1	1		1	3		
	1					2	1	2	1		4		
9	11	1			7	77	55	68	4	2	129	94	92
230	582	18		6	61	860	926	1117	107	149	2298	744	811

(6)

B第14號

第58　　生活保護法による保護をうけている世帯の世帯主

Form No.　　Status of Case Head in Cases who Received Assistance Under Daily

状況 Status			世帯主の性別 Sex of Case Head		労働力を有する世帯員を除く世帯員の労働力 Total Family Members in Labor force Excluding Case Head				被保護世帯員		
					就業 at work		不就業 out work				
			男 male	女 Female	男 male	女 Female	男 male	女 Female	生活扶助 Living (4)	住宅扶助 School aid (5)	住宅扶助 (6)
世帯主が労働力を有する場合 Case Head is a member of Labor Force	自営業 Self Employed	農林業 agriculture & forestry									
		非農林業 non-agriculture & forestry									
	被用者 Employees	常傭 Regular Employees	農林業 agriculture & forestry								
			非農林業 non-agriculture & forestry								
		日傭 Day Laborers	農林業 agriculture & forestry								
			非農林業 non-agriculture & forestry								
	家内労働者 Home Industry Worker		農林業 agriculture & forestry								
			非農林業 non-agriculture & Forestry								
	完全失業者 Fully Unemployed		農林業 agriculture & forestry								
			非農林業 non-agriculture & forestry								
世帯主が労働力を有さない場合 Case Head is not a member of Labor Force	60才以上の者 Over Age 60										
	身体障害又は傷病 Physically Handicapped or Injury or Illness	身体障害者 Physically Handicapped									
		傷病 Injury or Illness									
	15才未満の児童を有する母子 Widowers with minor children										
	妊婦 Expectant mother										
	15才未満の児童 Children Under age 15										
	その他 others										
計 Sub-Total											
死亡 Deceased											
合計 Total											

CORRECTION

THIS DOCUMENT

HAS BEEN REPHOTOGRAPHED

TO ASSURE LEGIBILITY

第58 生活保護法による保護をうけている世帯の世帯主
Form No. Status of Case Head in Cases who Received Assistance Under Daily

状況 Status			世帯主の年齢 Sex of Case Head		収入を得ている世帯員を除く労働力である世帯員 Total Family Members in Labor Force Excluding Case Head				保護の		
					就業 at work		不就業 out work		生活扶助 Living Aid (4)	教育扶助 School Aid (5)	住宅扶助 (6)
			男 male	女 Female	男 male	女 Female	男 male	女 Female			
世帯主が労働力である場合 Case Head is a member of Labor Force	自営業 Self Employed	農林業 agriculture & forestry									
		非農林業 non-agriculture & forestry									
	被用者 Employees	常傭 Regular Employees 農林業 agriculture & forestry									
		非農林業 non-agriculture & forestry									
		日傭 Day Laborers 農林業 agriculture & forestry									
		非農林業 non-agriculture & forestry									
	家内労働者 Home Industry Worker	農林業 agriculture & forestry									
		非農林業 non-agriculture & Forestry									
	完全失業者 Fully Unemployed	農林業 agriculture & forestry									
		非農林業 non-agriculture & forestry									
世帯主が労働力を有さない場合 Case Head is not a member of Labor Force	60才以上の者 Over age 60										
	身体障害又は傷病 Physically Handicapped or Injury or Illness	身体障害者 Physically Handicapped									
		傷病 Injury or Illness									
	寡婦 Widowers with minor children										
	妊婦 Expectant mother										
	15才未満の児童 children under age 15										
	その他 others										
計 Sub-Total											
死亡 Deceased											
合計 Total											

うけている世帯の世帯主の概況

ved Assistance Under Daily Life Security Law

都道府県名
郡区市町村名
Name of prefecture
昭和　年　月分報告
Report for month of

被保護世帯員のうち保護を受けていない人のある世帯数 No. of Family members not Receiving assistance in cases		被保護世帯の実数 Actual No. of Cases				保護の種類 Aid Received										被保護世帯員のうち世帯主を除く世帯員数 No. of family members excluding heads
											生業扶助 Occupational aid		葬祭扶助 Funeral aid			
男 M	女 F	人員合計 Total persons (15)	単身者 Single persons 男 M	単身者 Single persons 女 F	保護人員左世帯中の内 Family members 男 M	保護人員左世帯中の内 Family members 女 F	生活扶助 Living aid (4)	教育扶助 School aid (5)	住宅扶助 Housing aid (6)	医療扶助 Medical aid (7)	出産扶助 Maternal aid (8)	技能修得 (9)	就労助成 (10)	(11)	二人以上世帯の数 (12)	
																不就業 Not work
																就業 Work
																男 male
																女 female

150

B列4号

第59
Form No.

生活保護法による保護開始の主な原因
Principal Causes of Dependency of new Cases Opened Under Daily Life Security Law

原因	保護の種類 Aid Received						
	生活扶助 Living aid (1)	教育扶助 School aid (2)	住宅扶助 Housing aid (3)	医療扶助 Medical aid (4)	出産扶助 Maternal aid (5)	生業扶助 Occupational aid 技能修得 (6)	就労助成 Training (7)
生計中心者の死亡又は不在 Death or Absence of Principal Wage Earner	209	106	36	44			2
生計中心者の身体障害 Physically Handicapped principal wage Earner	34	8	9	17			
生計中心者の老衰 Disability of principal wage Earner by age	211	58	21	67	1		
生計中心者の病気 Disability of principal wage Earner by Sickness	262	85	82	162	2		2
生計中心者の失業 Unemployment of Principal wage Earner	92	39	21	10			1
生計中心者の事業の破産 Bankruptcy of Self Employment of principal	4	15		4	1		
生計中心者の収入の減少（被用者家内労働者） Insufficient Income of P.W.E - Fully Employed	67	461	15	48	7		
生計中心者の収入減少 Insufficient Income of Shelfemployment of P.W.E	117	63	26	20	2		
家族の病気 Sickness of Family member other than P.W.E	63	13	9	178	1		
出生転入により扶養者の増加 Increase of no. of Dependents by Birth or Persons moving into Family	14	2		3	1		
家族の収入の減少又は喪失 Loss or Insufficiency of Income of Family Members other than principal wage Earner	23	9		11	2		
災害 Disaster	19	9	1	4			
親戚友人よりの援助、減少、喪失 Lessen Insufficiency of contribution of Relatives or Friends outside of Family	12	4		2			
財産の減少、喪失 Lessen Insufficiency of Real or Personal Property	2		1				1
年金社会保険給付の不足停止 Loss or Insufficiency of pension, annuities or Allowances of social Insurance	3			1			
その他 others	19	114	9	11	1		
合計 Total	1.151	956	230	582	18		4

子 等 係

都道府県名 _____
地方事務所名 _____
市町村名 _____
name of prefecture _____
昭和 26 年 2 月分報告
Report For Month of 19__

扶助の主な原因

dency of new
e Security Law

扶助の種類 Received						世帯及び人員実数 Actual no of Cases						
	医療扶助 medical aid (4)	出産扶助 Maternal aid (5)	生業扶助 Occupational aid 技能修得 (6)	生業扶助 Occupational aid 就労助成 Training etc. (7)	葬祭扶助 not pleasant (8)	2人以上の世帯 no. of Families of 2 or more persons (9)	左の世帯中の被保護人員 Family members (10) 男 male	左の世帯中の被保護人員 Family members (10) 女 Female	単独者 Single persons (11) 男 male	単独者 Single persons (11) 女 Female	人員合計 Total persons (12)	被保護世帯中の保護をうけていない世帯人員 no. of Family members not receiving assistance in Cases (13) 男 Male	被保護世帯中の保護をうけていない世帯人員 no. of Family members not receiving assistance in Cases (13) 女 Female
26	44			2	27	77	99	163	10	15	287	59	52
9	17				3	26	18	26	3	5	52	5	11
21	67	1				56	46	103	20	28	207	28	19
82	162	2		2	5	169	244	239	39	33	555	82	91
21	10			1		32	57	58	11	8	134	19	19
	4	1			1	1	3		2		5		
45	48	7			10	262	232	232	6	16	487	294	364
26	20	2			1	55	64	83	5	15	167	31	32
9	178	1			7	73	56	98	3	13	170	114	107
	3	1				9	5	10	1	2	18	1	4
	11	2				10	15	20	3	4	42	11	11
1	4					5	14	4		1	19	2	6
	2					4	5	9	1	4	19	4	3
1				1		2	1	1		1	3		
	1					2	1	2	1		4		
9	11	1			7	77	55	68	4	2	129	94	92
30	582	18		6	61	860	926	1117	107	149	2298	744	811

(6)

B314

第60　生活保護法による保護廃止の主なる理

Form no.　Principal Causes of Closing Cases who Received Assistance Under Pub

理由 Cause	保護の種類 Aid Received					
	生活扶助 Living aid	教育扶助 School aid	住宅扶助 Housing aid	医療扶助 Medical aid	出産扶助 Maternal aid	生業 Occupat 技能修 Training aid (6)
生活中心者が帰つて来たため Return of Principal wage Earner	11	3	6	29		
未亡人の再婚（生活中心者であつたもの） Remarige of widows (Principl wage Earner)	28		9	5	1	
生活中心者の能力恢復 Recovery from Disability with Sufficient Income of Principal wage Earner	91	36	33	92	6	
生活中心者の就職 Job obtained by principal wage Earner with Sufficient Income	72	26	24	37		
生活中心者（費用者家内労働者）の収入増 Sufficient	65	10	11	38	1	
生活中心者（自営業）の収入増 Sufficient Income of principal wage Earner (Self Employed)	47	18	17	63	1	
家族の傷病の恢復	98	37	62	337	7	
死亡又は転出等により扶養者の減少 Decrease of Dependents by Death Leave	91	15	12	13		
家族の収入の増加 Increase of Income of others in Family	140	18	37	88		
親戚友人よりの援助の増加 Increase of Contribution of Friends or Relatives	12	2	1	34		
死亡 Deadred	29	1	1	26		
年金、社会保険、給付を得たため Agreement of pensions, Annuities or allowances of Social Insurance	6					
その他 others	20	7	25	81		
合計 Total	710	173	238	813	16	

DECLASSIFIED E.O. 11652 SECTION 5 (C)(3) NARS NO:

保護廃止世帯票

都道府県名
郡市町村名
福祉事務所名
Name of Prefecture
昭和26年2月分報告
Report For Month 19

生活保護法による保護廃止の主なる理由
Who Received Assistance Under Daily Life Security Law

保護の種類 Aid Received							世帯及び人員実数 Actual No. of Cases						
教育扶助 School aid	住宅扶助 Housing aid	医療扶助 Medical aid	出産扶助 Maternal aid	生業扶助 Occupational aid 技能修得 Training aid (6)	生業扶助 Occupational aid 就労扶助 Job placement (11)	葬祭扶助 Funeral aid (8)	2人以上の世帯 No. of Families of 2 or more persons (10)	左の世帯中の被保護人員 Family Members (10) 男 male	左の世帯中の被保護人員 Family Members (10) 女 female	単独者 Single Persons (11) 男 male	単独者 Single Persons (11) 女 Female	人員合計 Total persons (12)	被保護世帯中の保護をうけていない世帯人員 No. of Family members not Recving assistance in cases 43) 男 male	被保護世帯中の保護をうけていない世帯人員 No. of Family members not Recving assistance in cases 43) 女 Female
3	6	29					10	8	18	6	15	47	16	35
	9	5	1				10	9	18		3	30	2	6
96	33	92	6		4		58	76	62	10	11	159	36	56
26	24	37			5	1	36	49	54	2	7	112	9	9
10	11	38	1		5		15	30	28	5	17	80	9	5
18	17	63	1		1		50	42	41	6	11	100	38	67
97	62	337	7			2	149	136	150	41	24	351	205	167
25	12	13				1	29	40	43	3	3	89	31	11
18	37	88					58	80	82	12	6	180	43	28
2	1	34			3		21	16	18	2	3	39	34	61
1	1	26				25	31	17	22	13	15	67	34	28
							2		5		1	6		
7	25	61					13	11	16	6	4	37	19	19
73	238	813	16		18	29	482	414	557	106	120	1.297	476	492

別紙4号

DECLASSIFIED E.O. 12065 SECTION 3 402/NNBS NO.

第61

Form No.

不服申立並に決定件数

Appeals Made under Daily Life Security Law

不服の事項 Items Stated in the Appeals		決定の事項 Item Decided			
		申立の却下 Rejection of the Appeal Case (1)	申立容認 Acception of the Appeal		
			処分の取消 Convellation of the Disposition Made (2)	処分の変更 Change of Disposition (3)	
申請の却下 Rejection of the application					
保護の停止 Suspension of assistance					
保護の廃止 Closing of assistance					
保護の変更 Change of Assistance	種類 Kind				
	程度 Extent				
	方法 Method				
低額 Low Amount of grant					
その他 other					
計 Total					
(再掲) 40日を超えて決定したもの (Secondary Mention) Cases Decided Beyond 40 days after Appeal Submitted					

DECLASSIFIED E.O. 12065 SECTION 3 402/NNSC NO.

定件数

Security Law

都道府県名＿＿＿＿＿＿＿＿＿＿

name of Prefecture ＿＿＿＿

昭和　　年　　月分報告

Report for Month of 19＿＿

決定の事項 Item Decided				
抗告の容認 Acception of the Appeal			計 Total (5)	（再掲）30日を超えて受理したもの (Secondary Mention) Cases Accepted Beyond 30 Days After Disposition made (6)
原処分の取消 Revocation of Disposition Made (2)	原処分の変更 Change of Disposition (3)	再決定の指示 Order to make Another Decision (4)		
				(7)

B別4番

第60号
Form no.

生活保護法による保護廃止の主

Principal Causes of Closing Cases who Received Assistance

理由 Cause	保護の種類 Kinds of aid Received				
	生活扶助 Living aid	教育扶助 School aid	住宅扶助 Housing aid	医療扶助 Medical aid	出産 Mat a
生活中心者が帰つて来たため Return of Principal wage Earner					
未亡人の再婚（生活中心者であつたもの） Remarige of widows (Principl wage Earner)					
生活中心者の能力恢復 Recovery from Disability with Sufficient Income of Principal wage Earner					
生活中心者の就職 Job obtained by principal wage Earner with Sufficient Income					
生活中心者（被用者家内労働者）の収入増 Sufficient					
生活中心者（自営業）の収入増 Sufficient Income of principal wage Earner (Self Employed)					
家族の傷病の恢復					
死亡又は転出等により扶養者の減少 Decrease of Dependents by Death Leave					
家族の収入の増加 Increase of Income of others in Family					
親戚友人よりの援助の増加 Increase of Contribution of Friends or Relatives					
死亡 Deadsed					
年金、社会保険、給付を得るため Aquirement of pensions Annuities or allowances of Social Insurance					
その他 others					
合計 Total					

DECLASSIFIED E.O. 12065 SECTION 3-402/NNDG NO. [illegible]

都道府県名 ____________
地方事務所名 ____________
市町村名 ____________
Name of Prefecture ____________
昭和　年　月分報告
Report for Month 19____

…による保護廃止の主なる理由
…who Received Assistance Under Daily Life Security Law

保護の種類 aid Received							世帯及び人員実数 Actual no. of Cases						被保護世帯中の保護をうけていない世帯人員	
教育扶助	住宅扶助	医療扶助	出産扶助	生業扶助 Occupational aid		葬祭扶助	2人以上の世帯数	左の世帯中の被保護人員		単独者		人員合計	No. of Family members not Receiving assistance in cases (13)	
School aid	Housing aid	Medical aid	Maternal aid	技能修得 Training aid (6)	就労助成 Job placement (7)	Funeral aid (8)	No. of families of 2 or more persons (9)	Family member (10) 男	女	Single Persons (11) 男	女	Total persons (12)	男	女
								male	Female	male	Female		male	Female

B別4番

第61

Form No.

不服申立並に決定件数

Appeals Made Under Daily Life Security Law

不服の事項 Items Stated in the Appeals		決定の事項 Item Decided			
		申立の却下 Rejection of the Appeal Case (1)	申立容 Acception of the Appeal		
			係事処分の取消 Cancellation of the Disposition Made (2)	係事処分の変更 Change of Disposition (3)	
申請の却下 Rejection of the Application					
保護の停止 Suspension of assistance					
保護の廃止 Closing of assistance					
保護の変更 Change of Assistance	種類 Kind				
	程度 Extent				
	方法 Method				
低額 Low Amount of grant					
その他 other					
計 Total		0	0	0	
(再掲) 40日を超えて決定したもの (Secondary Mention) Cases Decided Beyond 40 days after Appeal Submitted		0	0	0	

定件数

ecurity Law

都道府県名 子 等 界

name of Prefecture _____

昭和26年2月分報告

Report for Month of 19___

決定の事項 Item Decided					
申立容認 Acception of the appeal			計 Total (5)	(再掲) 30日を超えて受理したもの (Secondary Mention) Cases Accepted Beyond 30 Days After Disposition made (6)
分の取消 tion of osition Made (2)	係事処分の変更 Change of Disposition (3)	再決定の指示 Order to make Another Decision (4)		
0	0	0	0	1
0	0	0	0	1

(注)

B列4番

第55
Form No

施設外で公的扶助をうけた世帯数、人員

Number of Families And Persons who Rece Public Assistance Outside of Institution

保護の種類 Kind of Assistance		2人以上の世帯数 No of Families of 2 or more Persons (1)	左世帯中の人員 no. of Persons in the Families (2)	単独世帯数（人員） No. of Single Unattached Persons (3)	人員合計 Total No of Persons (4)
生活保護法 Daily Life Security Law		11.083	38.333	3.377	41.710
身体障害者福祉法 Physically Handicapped Welfare Law					
災害救助法 Disaster Relife Law					
その他の国の法令によるもの Other National Ordenances or Ardens					
計 Sub-total		11.083	38.333	3.377	41.710
国の法令によらざるもの not in accordance with national ordenances or ordens	災害救助 Local Disaster Relief				
	その他 other				
合計 Total		11.083	38.333	3.377	41.710

千葉県

都道府県名 _____
町村市名 _____
Name of Prefecture _____
昭和26年2月分報告
Report For Month of 19__

保護を受けた世帯数、人員及び保護費

...ed Persons who Received
...Outside of Institutions & Expenditures

...中 ... of ... in ...ulas	単独世帯者（人員） No. of single unattached Persons (3)	人員合計 Total No of Persons (4)	保護費総額 Total Amount of Expenditure for assistance		徴収金額 Money Collected (7)	収入金 money with drawn (8)
			現金 Cash (5)	現物 Kind (6)		
33	3.377	41.710	19.060.947	2.727.721		
33	3.377	41.710	19.060.947	2.727.721		
33	3.377	41.710	19.060.947	2.727.721		

B判4種
(257×364)

第56

Form No.

施設外で生活保護法による保護をうけた世帯

Number of Families and Persons Outside of Institutions and Expenditures Under Daily Life Security Law.

扶助の種類 Kind of aid		併給で扶助をうけた世帯及び人員 Number of Families and persons who Received more than one service			単一の扶助をうけた世帯 Number of Families Received single service	
		併給で扶助をうけた2人以上世帯の数 No. of Families who Received more than one Service (1)	左の世帯中の人員 No. of Persons in Families who Received more than one Service (2)	併給で扶助をうけた単独者数 no. of single Unattached Persons who Received more than one Service (3)	単給で扶助をうけた2人以上世帯の数 no. of Families who Received single (4) Service	
生活扶助 Living aid						
教育扶助 School aid						
住宅扶助 Housing aid						
医療扶助 Medical aid						
出産扶助 maternal aid						
生業扶助 Occupational aid	技能修得 Training on job					
	就労輔導 Job Placement					
葬祭扶助 Funeral Aid						
計 Total						
実数 Actual Number						

保護をうけた世帯数、人員及び保護費

Outside of Institutions who Received Services
fe Security Law.

都道府県名_____
地方事務所名_____
市町村名_____
Name of Prefecture_____
昭和　年　月分報告
Report For Month of 19___

員 who	単一の扶助をうけた世帯数及び人員 Number of Families and Persons who Received Single Service			保護費 Expenditures For Assistance		
で扶助をう 単独者数 of Single Attached ons who ived more one Service (3)	単給で扶助をうけた2人以上世帯の数 no. of Families who Received Single (4) Service	左の世帯中の人員 no. of Persons in Families who Received Single Service (5)	単給で扶助をうけた単独者数 no. of Single Unattached Persons who Received Single Service (6)	現金 Cash	現物 Kind	合計 Total

B列4番
(257×364)

第55
Form 56

施設外で公的扶助をうけた世帯数、人員

Number of Families And Persons who Rec
Public Assistance Outside of Institutio

保護の種類 Kind of Assistance		2人以上の世帯数 No of Families of 2 or more Persons (1)	左世帯中の人員 No. of Persons in the Families (2)	単給世帯数（人員） No. of single Unattached Persons (3)	人員合計 Total No of Persons (4)
生活保護法 Daily Life Security Law					
身体障害者福祉法 Physically Handicapped Welfare Law					
災害救助法 Disaster Relife Law					
その他の国の法令によるもの other National Ordinances or Ordres					
計 Sub-total					
国の法令によらないもの Not in accordance with national ordinances or orders	災害救助 Local Disaster Relief				
	その他 Others				
合計 Total					

保護費及び保護人員並びに施設外保護を受けた世帯

Expenditures & Persons who Received Outside of Institutions

都道府県名 _____
地方事務所名 _____
市町村名 _____
Name of Prefecture _____
昭和 年 月分報告
Report For Month of 19__

施設中の人員 (2)	単給世帯数 (人員) (3)	人員合計 (4)	保護費総額 (5)	(6)	金銭収納額 (7)	収入金 (8)
			現金 Cash	現物 Kind		

B判4番
(257×364)

第56

Form No

施設外で生活保護法による保護をうけた世帯数及び人員並びに扶助費
Number of Families and Persons Outside of Institutions and Expenditures Under Daily Life Security Law.

保護の種類 Kind of Aid	併給で扶助をうけた世帯数及び人員 Number of Families and Persons who Received more than one service			単一の扶助をうけ Number of Fami Received Single	
	併給で扶助をうけた2人以上世帯の数 No. of Families who Received more than one Service (1)	左の世帯中の人員 No. of Persons in Families who Received more than one Service (2)	併給で扶助をうけた単独者数 no. of Single Unattached Persons who Received more than one Service (3)	単給で扶助をうけ左2人以上世帯の数 no. of Families who Received single (4) Service	左の人員 no. in Fa Receiv
生活扶助 Living aid	6.656	26450	917	2.955	
教育扶助 School aid	5.598	11.525	105	765	
住宅扶助 Housing aid	2.231	8.498	639	1	
医療扶助 Medical aid	1.276	1.742	241	679	
出産扶助 maternal aid	20	20		9	
生業扶助 Occupational aid	技能修得 Training on Job				
	就労斡旋 Job Placement	7	7	5	
葬祭扶助 Funeral Aid	65	65	14	13	
計 Total	15.853	48.307	1.916	4.427	1
実数 Actual Number	6.656	26.450	917	4.427	1

子業界

都道府県名＿＿＿＿＿＿
地方事務所名＿＿＿＿＿＿
市部行名＿＿＿＿＿＿
Name of Prefecture＿＿＿＿
昭和26年2月分報告
Report For Month of 19＿＿

保護をうけた世帯数、人員及び保護費
Outside of Institutions who Received Services Under Security Law.

員 who	単一の扶助をうけた世帯数及び人員 Number of Families and Persons who Received Single Service			保護費 Expenditures For Assistance		
で扶助をうけた単独者数 No. of Single Unattached Persons who Received more than one Service (3)	単給で扶助をうけた2人以上世帯の数 No. of Families who Received Single (4) Service	左の世帯中の人員 No. of Persons in Families who Received Single Service (5)	単給で扶助をうけた単独者数 No. of Single Unattached Persons who Received Single Service (6)	現金 Cash	現物 Kind	合計 Total
917	2.955	9.347	2.332	17179 822		17179.822
105	765	1.541	19	155723 24		155724
639	1	5		126990		126990
241	679	961	102		2727.72	2727.72
	9	9		14856		14856
	5	6	2	20000		20000
14	13	14	5	161955		161955
1.916	4427	11.883	2460	19060. 947	2727 721	21.78 8.668 (2)
917	4427	11.883	2460			

B5114番
(257×364)

第57

Form No.

施設内で生活保護法による保護をうけている人

Number of Persons And Cost of Care of Those Res
From Daily Life Security Funds And other

施設の種類 Kind of Institution				施設内保護者数及び Number of Recipients of D.L.S Assistance in Institution													
				生活扶助 Living aid (1)			教育扶助 School aid (2)			住宅扶助 Housing aid (3)			医療扶助 Medical aid (4)			出産扶助 Maternal (5)		
				人員 No. of persons	現金 Cash	現物 Kind	人員 No. of persons	現金 Cash	現物 Kind	人員 No. of persons	現金 Cash	現物 Kind	人員 No. of persons	現金 Cash	現物 Kind	人員 No. of persons	現金 Cash	現
一般施設 (Institutions)	養老施設 Aged (A)	生活保護法による施設 Under DLSL	公立 public	19	16210													
			私立 private	35	49.775								6		34969			
		生活保護法によらない施設 Not Under DLSL		8	15065													
		計 Total		62	81240								6		34969			
	収容施設 Relief (B)	生活保護法による施設 Under DLSL	公立 public	1	2469													
			私立 Private	16	6859		8	1027										
		生活保護法によらない施設 Not Under DLSL		3	5000													
		計 Total		20	14019		8	1027										
	更生施設 Rehabilitation (C)	生活保護法による施設 Under DLSL	公立 public	2	1380													
			私立 Private															
		生活保護法によらない施設 Not Under DLSL		1	4000													
		計 Total		3	5380													
	授産施設 Work Providing (D)	生活保護法による施設 Under DLSL	公立 public	4	2430													
			私立 private															
		生活保護法によらない施設 not Under DLSL		1	1510													
		計 Total		5	3930													
	宿所提供施設 Lodging (E)	生活保護法による施設 Under DLSL	公立 public	9	2000		4	500										
			私立 private															
		生活保護法によらない施設 Not Under DLSL		51	32253		26	2614					4		2210			
		計 Total		60	34253		30	3114					4		2210			

(一般施設 Welfare Institution (Excluding Medical Care Institution))

都道府県名 [illegible]
都市町村名
Name of Prefecture
昭和26年2月分報告
Report for Month of 2-19-

による保護をうけている人員並びに保護費
Cast of Care of Those Residing in Institutions
rity Funds And other Tax Sources

及び保護者数及び保護費
s Assistance in Institution and Direct Expenditures for Assistance

住宅扶助 Housing Aid (3)			医療扶助 Medical Aid (4)			出産扶助 Maternal Aid (5)			生業扶助 Occupational aid (6)			葬祭扶助 Funeral aid (7)			計 Total (8)			実人員	市町村における保護のための事務費 Administrative Expenditures in Cities, Towns and Villages		
人員 No. of persons	現金 Cash	現物 Kind	人員 No. of persons	現金 Cash	現物 Kind	人員 No. of persons	現金 Cash	現物 Kind	人員 No. of persons	現金 Cash	現物 Kind	人員 No. of persons	現金 Cash	現物 Kind	人員 No. of persons	現金 Cash	現物 Kind	No. of actual persons	事務費 Administration	設備費 Equipment	修理費 Repairs
															19	16210		18	4766		
			6		34969										41	42925	349 69	41	18682		
															8	15035		8	8521		
			6		34969										68	81240	349 69	67	31969		
															1	2460		1			
															24	7586		16			
															3	5000		3			
															28	15046		20			
															2	1380		1			
															1	4000		1			
															3	5280		2			
															4	2430		4			
															1	1510		1			
															5	3240		5			
															13	9500		9			
			4	2210											81	33867	2210	52			
			4	2210											94	37367	2210	71			

(13)

	その他 Other (F)	生活保護法による施設 Under D.L.S.L	公立 Public	
			私立 private	
		生活保護法によらない施設 Not Under D.L.S.L		
		計 Total		
	(ぬ)から(F)までの合計 Total Items (A)~(F)			
医療保護施設 Medical Care Institutions	病院 Hospital (G)	生活保護法による施設 Under D.L.S.L		
		生活保護法によらない施設 Not Under D.L.S.L		
		計 Total		
	診療所 Dispensaries (H)	生活保護法による施設 Under D.L.S.L		
		生活保護法によらない施設 Not Under D.L.S.L		
		計 Total		
	療養所 Sanitarium (I)	結核 T.B.	生活保護法による施設 Under D.L.S.L	
			生活保護法によらない施設 Not Under D.L.S.L	
			計 Total	
		その他 other	生活保護法による施設 Under D.L.S.L	
			生活保護法によらない施設 Not Under D.L.S.L	
			計 Total	
	その他 other (J)	生活保護法による施設 Under D.L.S.L		
		生活保護法によらない施設 Not Under D.L.S.L		
		計 Total		
	(G)から(J)までの合計 Total Items (G)~(J)			
総計 Grand Total				

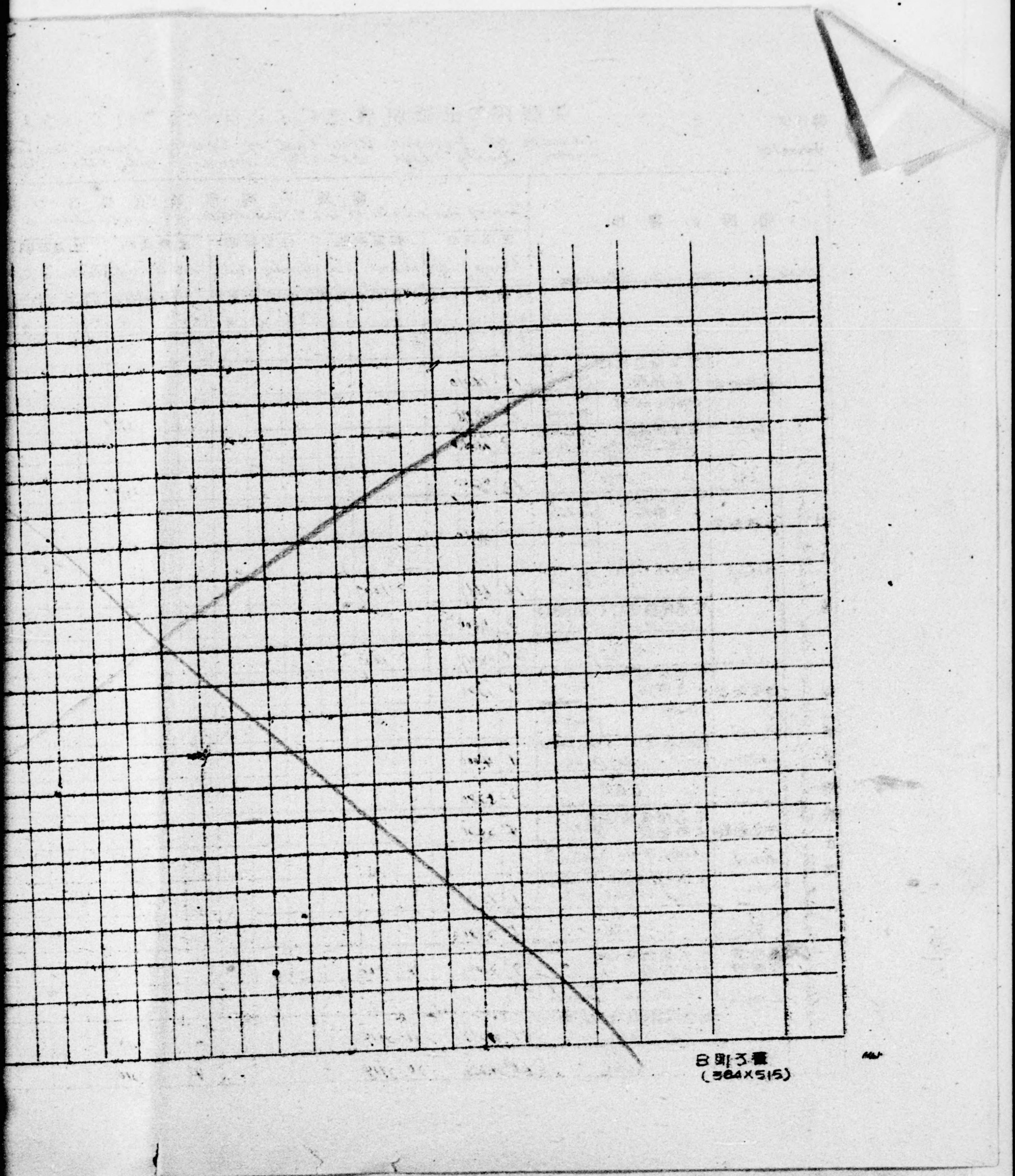

B判3種
(364×515)

第57

Form No.

施設内で生活保護法による保護をうけている人員及び金品

Number of Persons And Cast of Care of Those Residing in Institutions From Daily Life Security Funds And other Ta

施設の種類 Kind of Institution				施設内被保護者数及び Number of Recipients of D.L.S Assistance in Institution a													
				生活扶助 Living aid (1)			教育扶助 School aid (2)			住宅扶助 Housing aid (3)			医療扶助 Medical aid (4)			出産扶助 Maternal a (5)		
				人員 No. of persons	現金 Cash	現物 Kind	人員 No. of persons	現金 Cash	現物 Kind	人員 No. of persons	現金 Cash	現物 Kind	人員 No. of persons	現金 Cash	現物 Kind	人員 No. of persons	現金 Cash	現物 Kind
施設（医療施設を除く） Welfare Institution (Excluding Medical Care Institutions)	養老施設 Aged (A)	生活保護法による施設 Under DLSL	公立 public														
			私立 private														
		生活保護法によらない施設 Not Under DLSL															
		計 Total															
	収容施設 Relief (B)	生活保護法による施設 Under DLSL	公立 public														
			私立 Private														
		生活保護法によらない施設 Not Under DLSL															
		計 Total															
	更生施設 Rehabilitation (C)	生活保護法による施設 Under DLSL	公立 Public														
			私立 Private														
		生活保護法によらない施設 Not Under DLSL															
		計 Total															
	授産施設 Work Providing (D)	生活保護法による施設 Under DLSL	公立 Public														
			私立 private														
		生活保護法によらない施設 not Under DLSL															
		計 Total															
	宿所提供施設 Lodging (E)	生活保護法による施設 Under DLSL	公立 Public														
			私立 private														
		生活保護法によらない施設 not Under DLSL															
		計 Total															

による保護をうけている人員並びに保護費

Cast of Care of Those Residing in Institutions
...rity Funds and Other Tax Sources

都道府県名
地方出張所名
市町村名
Name of Prefecture
昭和 年 月分報告
Report For Month of -19-

設内被保護者数及び保護費 ...L S Assistance in Institution and Direct Expenditures for Assistance																				市町村における保護のための事務費 Administrative Expenditures in Cities, Towns and Villages		
	住宅扶助 Housing aid (3)			医療扶助 Medical aid (4)			出産扶助 Maternal aid (5)			生業扶助 Occupational aid (6)			葬祭扶助 Funeral aid (7)			計 Total (8)			実人員			
	人員 No. of persons	現金 Cash	現物 Kind	人員 No. of persons	現金 Cash	現物 Kind	人員 No. of persons	現金 Cash	現物 Kind	人員 No. of persons	現金 Cash	現物 Kind	人員 No. of persons	現金 Cash	現物 Kind	人員 No. of persons	現金 Cash	現物 Kind	No. of actual persons	事務費 Administration	設備費 Equipment	修理費 Repairs
					[illegible]		[illegible]															
					[illegible]		[illegible]				[illegible]			[illegible]								
					[illegible]		[illegible]															
					[illegible]		[illegible]				[illegible]			[illegible]								
					[illegible]		[illegible]															
					[illegible]		[illegible]															
					[illegible]		[illegible]															
					[illegible]		[illegible]							[illegible]								
					[illegible]		[illegible]							[illegible]								
					[illegible]		[illegible]							[illegible]								
					[illegible]		[illegible]															
					[illegible]		[illegible]															
					[illegible]		[illegible]															
					[illegible]		[illegible]			[illegible]	[illegible]		[illegible]	[illegible]								

(3)

		その他 Other	生活保護法による施設 Under DLSL	公立 Public											
				私立 Private	6	5.040									
			生活保護法によらない施設 Not Under DLSL												
		(F)	計 Total		6	5.040									
		(A)から(F)までの合計 Total Items (A)~(F)			156	18362		28	4481				10	3277	
施設 Medical Care Institutions	医療	病院 Hospitals (G)	生活保護法による施設 Under DLSL		98	26591							378	496. 636	
			生活保護法によらない施設 Not Under DLSL										35	260. 470	
			計 Total		98	26591							413	216 6096	
		診療所 Dispensaries (H)	生活保護法による施設 Under DLSL		17	11518		8	1362				85	263 096	
			生活保護法によらない施設 Not Under DLSL										40	25 714	
			計 Total		17	11518		8	1362				85	288 760	
		療養所 Sanitaria (I)	結核 T.B.	生活保護法による施設 Under DLSL	99	114130							419	1488 777	
				生活保護法によらない施設 Not Under DLSL	1	450							26	185. 586	
				計 Total	100	114580							445	1941 363	
			その他 other	生活保護法による施設 Under DLSL	5	10372							68	217 389	
				生活保護法によらない施設 Not Under DLSL									6	21 132	
				計 Total	5	10372							64	240 521	
		その他 other (J)	生活保護法による施設 Under DLSL										4	13130	
			生活保護法によらない施設 Not Under DLSL										4	14198	
			計 Total										8	27328	
		(G)から(J)までの合計 Total Items (G)~(J)			220	222 781		8	1362				1018	423 4068	
総計 Grand Total					376	36813		46	5843				1023	446 2287	

				6	5040		6	
				6	5040		6	
10	3279			204	148 003	381 79	161	31969
378	1905. 626			476	86 491	1905 626	387	
25	260. 470			25		260 470	23	
413	216 6096			541	86 491	216 6096	420	
45	263 046			70	12 880	263 046	57	
40	85 714			40		85 714	29	
85	348 760			110	12 880	348 768	86	
419	1695 777	2	3600	520	117. 720	1695 777	410	
26	145. 586			27	450	145 586	18	
445	1841 363	2	3600	547	118 170	1841 363	428	
58	219 389			63	10. 392	219 389	62	
6	21 132			6		21 132	5	
64	240 521			69	10372	240 521	67	
4	13130			4		13 130	4	
4	14198			4		14198	4	
8	27228			8		27228	8	
1,015	462 4068	2	3600	1245	227 913	462 4068	1,009	
1,025	466 2287	2	3600	1449	375 916	466 2287	1,170	31969

B列3番
(364X515)

HEADQUARTERS
KANTO CIVIL AFFAIRS REGION
APO 500

GH/mm

KPW 319.2 12 February 1951

SUBJECT: Organization and Methods ~~of~~ Statistics and Reports Compilation in Japanese Public Welfare.

TO: SUPREME COMMANDER FOR THE ALLIED POWERS
Attention: Chief, Civil Affairs Section (Public Welfare)
APO 500

1.a. This report will present the observations of this headquarters in regard to organization and methods of report and statistics compilation in the Japanese public welfare program and the activities and progress made in establishing more effective and efficient systems.

b. The distribution by the Welfare Ministry of the new public welfare statistical report forms, effective for the report month of January, has focused attention on the organization and methods used in compilation of statistical information, through all levels: welfare commissioner and welfare security offices (minsei-iin jimusho and minsei anteisho), the city welfare sections and prefectural departments.

2. Cities:

a. In cities, including Tokyo-To, Yokohama, and the 17 medium-sized cities in Kanto Region, a general affairs division has been established within the city welfare section charged with all administrative and housekeeping services for the entire section, including ~~especially~~ statistics and reports. This organization is based upon the division of all

responsibilities into those of administrative services, services to individuals, and services to groups, in order to define as clearly as possible the respective responsibilities, and in the case of the administrative division, to relieve the two program divisions of as much clerical, administrative type work as possible. It was deemed especially important that clerical work required of the case worker be held to a minimum so that the maximum of his time could be spent with clients.

b. Reviews of the cities revealed that the usual practice in compilation of reports is for the case worker to compile statistics for his own case load and district which are forwarded to the general affairs division for tabulation and submittal to the prefecture and the Ministry. This practice requires in effect that each case worker prepare the complete statistical report for his particular case load. The duplication, inefficiency, and time taken from the case worker's primary job ~~are~~ IS obvious. In a few cities, notably in ~~p~~those of Kanagawa Prefecture, the case worker does not prepare the statistics, but a time-consuming routing of the case record is employed and a system of posting in ~~registries~~ REGISTERS is utilized in the general affairs division ~~in~~ which PREPARES THE ~~the~~ report. ~~is prepared.~~ In Chiba City, the monthly reports had been compiled in the general affairs SECT. from account ~~registries~~ REGISTERS, but the new report forms required so much additional information that the section chief in desperation had planned that each case worker compile his own statistics for tabulation in general affairs.

c. The new report forms had been sent down without instructions (other than interpretative instructions for entries) as to methods of compilation;and none of the prefectural manuals, even those with sections on statistics and reports, treated sufficiently on the subject to guide city workers in preparation of reports. It was concluded, therefore, that concurrently with the distribution of the new reports a better system of statistics compilation was needed and accordingly a project was begun in Kanto Region. In Tokyo-To, the Kanda Welfare Office (Kanda Minsei Kan), the pilot office from which developments are extended throughout Tokyo, was selected; Yokohama was treated separately; and in the rural prefectures, the medium-sized city welfare council composed of 17 cities was utilized with the cities of Kawasaki (Kanagawa), Chiba (Chiba), and Kawaguchi (Saitama), the leaders in this group as the strategic cities from which the new plan could be extended. This council has set the pattern of local organization and operation in Kanto Region, and it was assumed that from this council,which includes at least one city from each Kanto prefecture, the plan would be adopted by the small cities and eventually be standardized by the prefectural departments for use throughout the prefectures, either through the medium of manuals of procedures or through the periodic intra-prefectural meetings of city and district welfare chiefs.

d. In the Kanda Office (Tokyo), case records are routed to the ward chief for approval and then returned to

It was suggested, instead, that the case record after approval be routed directly to a statistical clerk in the general affairs division

the case worker who compiled statistics from them as requested by the general affairs division who would post such data as required for reports onto a master chart listing names of all cases and statistical data on a horizontal line opposite each case name. As records of new, discontinued, or changed cases were routed in, such information would be posted continuously by the statistical clerk on the chart. At the end of the month, or whenever required, ~~then~~ it would THEN be possible to tabulate from the chart without requesting information from the case workers. The statistical clerk who developed the project, however, found that while theoretically such a chart was possible, the new reports required so many entries that a chart sufficiently long would be unworkable. He had devised, instead, a statistical card system in which a clerk entered data extracted from each case record onto cards containing all data necessary to make out the required reports. At the first of the month, all cards begin in one box. As records of new, discontinued, or changed cases come in, new cards are made out, or the changes are posted as applicable, and placed in another box. At the end of the report period, therefore, it is necessary only to tabulate the posted cards and correct the figures of the preceding report period. The number of changed cards which would have to be tabulated is not too great and tabulation is a simple job for the statistics clerk. In Chiba CITY, it was estimated that new, changed, or discontinued cases would not be ~~over~~ MORE THAN 200 of a total case load of 730. The Chiba office proposed the use of

CLASSIFIED AS

three boxes; unchanged, changed, and discontinued. The changed and discontinued cards are tabulated and the changed cards returned at the beginning of the report period to the active box, but the discontinued cases, which no longer affect the statistics, are put in an inactive file and in the discontinued Case record.

e. In Tokyo, the developments in the Kanda Office were brought to the attention of the To Welfare Bureau officials who accepted the plan in principle but revised somewhat the contents of the card to include more data. Though the To officials desired the card contain sufficient information so that the "situation of the family could be told at a glance," they were advised that the card was not designed for that purpose and should contain data required for one purpose only - the use of the statistical clerk in making out the statistical reports. If it was deemed necessary or desirable for case workers to have cards, they should be designed for that purpose, i.e., ready reference cards for the use of the case worker, an entirely different function. The To has decided to adapt this system for the entire To and, since it contemplates revision of its present manual, it will be included in the section on statistics and reports.

f. The plan was discussed with Kawaguchi (Saitama) and Chiba (Chiba) cities and the principle quickly grasped and plans made to proceed. The form and content of the card is governed by the requirements of the reports and there is no problem of devising a proper form once the principle is understood. The Kanda official presented a discussion of the

new system and distributed sample forms and a procedural chart at a conference of the 17 Kanto medium-sized cities, 9 February 1951, and there should be adoption of similar methods throughout the entire Kanto Region.

g. Guiding principles to be followed in preparation of manuals/procedure were laid at a Regional conference sponsored by Kanagawa Prefecture. These same officials were present as observers at the medium-sized city conference at Urawa and the discussions there will form the basis for the statistics-reports sections of the prefectural manuals.

3. Prefectural Level:

a. On the prefectural level, there are no centralized general affairs sections as have been established in the cities. In those prefectures,having the single "welfare" section (kosei-ka), the general affairs division of that section is charged with whatever department statistics are necessary; and in those prefectures having separate social and protection sections, the general affairs division of the social section performs that task, in addition to the general affairs work of the section. These divisions do not, however, provide a report-statistics service for the/other sections of the department. Each section, therefore, compiles its own statistics and a large part of each section's staff is ~~devoted to~~ ENGAGED IN this function. Unfortunately the Ministry-recommended prefectural organization, (PH&W Bulletin No. 51, 1948) does not provide for a centralized administrative office into which the responsibility for statistics compilation for the entire department could be placed.

4. District and Town and Village: Town and village statistical reports are sent to the district office where the reports are consolidated and forwarded to the requesting section/of the prefectural department for further consolidation.

5. Recommendations: The multitude of personnel compiling reports in cities, towns, villages, district offices and prefectures can lead only to inefficiency, duplication, and different interpretations of statistical requirements. It is recommended:

a. That the developments with regard to centralization of administrative services into general affairs sections in city welfare departments (including ministers, midwives and dentists) be brought to the attention of the Welfare Ministry with special emphasis upon the centralization of statistics and reports compilation.

b. That study be made toward elimination of or reduction to a minimum of the clerical and statistics-reports work required of case workers and that this be considered in setting standards as to case load per worker.

c. That the aforementioned principle of statistics compilation be included in manuals of procedure for use of city, town, village offices and any future welfare districts.

d. That further efforts be made to improve existing reporting methods toward simplification of procedures, forms and reports.

e. That separate general affairs section be established within prefectural departments of welfare which would include a distinct statistics-reports division responsible for compilation of all statistics and reports for the entire department.

f. That procedures be established which govern within prefectural departments establishment of report requirements; clearance to avoid duplication; methods of requesting reports from cities, towns and villages, and field operating and supervisory agencies or offices; methods of compilation of reports from the field and tabulation, distribution to the requesting section or sections, filing, and dispatch to the Ministry of Welfare.

g. That training programs include courses for statisticians in the interpretation and methods of compiling statistics and reports.

h. That compilation of reports be discontinued in district office welfare sections and towns and villages send reports directly to the reports-statistics division in the prefectural department.

FOR THE CHIEF:

GEO. B. NIBLOCK, Jr.
Lt Col, Infantry
Deputy Chief

PUBLIC WELFARE SECTION
KANTO CIVIL AFFAIRS REGION
APO 500

GH/es

10 February 1951

MEMORANDUM FOR: Chief of Public Welfare Section

SUBJECT: Statistics and Reports Compilation Methods and Recommendations for Improvement

1. This study is based upon observations in the cities and prefectures regarding methods used in compiling statistics and reports. It deals primarily with the public assistance statistics within the cities and the operating minsei-iin jimushos of Tokyo and the minsei anteishos of Yokohama and Kawasaki. The rationalization of organization and clarification of responsibilities of divisions and personnel in the cities has focused attention upon the extent of case worker time necessary for clerical work, and the new report forms sent down by the Ministry gives emphasis to the need for setting up better statistics compilation methods. The prefectures have lagged behind the cities in respect to reorganization, and again in the matter of centralization of general affairs and statistics, they have lagged behind.

2. The new statistical report forms prescribed by the Ministry for use beginning with the report month of January (due 15 February) were sent down (as is usual with Ministry instructions and policy) without implementing directions as to methods of compilation. Though instructions containing an elaboration on the items or interpretation of headings is out, the usual prefectural guidance, it was found, consisted of the prefectural department calling the cities in, passing out the forms, asking the cities to please get the reports in on time, and admonishing the cities to use care in making the entries. At every city visited, it was clearly evident that no prefectural department had any idea or attempted to explore possibilities in methods of compilation. Prefectural departments have been encouraged to include, in their manuals of procedures, sections on statistics and reports, yet in no manual is there anything definite to guide cities. What mention made is vague ~~and very general~~ and deals mostly with the importance of reports, the date due, and the importance of correct entry.

3. In the cities, especially Yokohama (big city) and the 17 medium-sized cities of Kanto Region, a general affairs section or division has been set up in the welfare section, charged with administrative services to the program divisions, including that of statistics and report compilation. It was found, however, that, in all the cities visited with the exception of the Kanagawa cities and Chiba City, the case worker is required to compiles statistics for reports for his own area and case load. These, then, are forwarded to the general affairs clerk for tabulation. In effect, then,

this necessitates that a complete report be made out by each of the case workers, a very duplicatory method, taking the case worker's time for clerical work when he is already overburdened with his case work, permitting as many different interpretations of report requirements as there are case workers, and making it impossible to spread the job of statistics compilation over the total month with resultant month-end overload. The time required for the case worker to compile statistics becomes important because of the shortage of personnel in some cities which often affects the number of case workers. Case workers are the newest additions to the personnel of the welfare sections, and it is seldom that the jobs of case workers are filled first and the clerical staff second, and even more seldom that clerical positions are reduced in order to provide case worker staff. The usual practice is to retain clerical positions ~~as is~~ and to fill case worker positions as budget becomes available. Most cities have set a standard of between 70 to 100 cases (DLSL) per worker. Some, unable to obtain the standard number, have case loads per worker ranging from 100 to 200, and clerical time required of these workers should be reduced to a minumum. At the beginning of the paid worker program, the usual estimate was approximately 50% of the case worker's time on clerical work, a disproportionate amount due to inefficient procedures, excessive or poorly designed forms, and report and statistics compilation. The cities are moving rapidly ahead in simplifying procedures, and forms are undergoing considerable revision, so that within the next few months the major problems of forms will be solved and only relatively minor changes will be necessary. The principle of the individual file folder, universally adopted in Kanto cities, necessitates that some new method of statistics compilation be devised. Formerly, under the minsei-iin system, the welfare office was a clerical office; the case work services being performed by the minse-iin, the individual file folder was not necessarily needed in the office and was seldom found. Papers were filed according to type, for ease in statistics compilation. The introduction of case workers handling individual cases necessitated the use of individual case folders, and this in turn necessitates that some new method of statistics compilation be devised, which will enable a statistics clerk to secure quickly and accurately, all the data needed from the case record without requesting the information from the case worker.

4. In view of the lack of specific instruction on compilation of statistics and reports and the inefficient methods employed in the cities; it was deemed advisable to initiate a project to establish a centralized statistics and report compilation procedure contained entirely within the general affairs divisions of the welfare sections. In Tokyo, the Kanda Minsei Kan in Chiyoda Ward is considered the pilot office from which developments are extended to other offices. Kawasaki (Kanagawa), Chiba (Chiba) and Kawaguchi (Saitama) were considered to be the leaders in the Kanto medium-sized cities council from which the project would spread. Yokohama was treated separately, but its procedures and methods, as well as in other Kanagawa cities, are more determined by the prefectural department than those of cities in other prefectures. The developments in the Kanda office of Tokyo are described in memorandum of 31 January 1951. Final conclusions for the Tokyo-To plan were worked out 7 January at a conference

SUBJECT: Statistics and Reports Compilation Methods and Recommendations for Improvement — 10 Feb 51

at the To Bureau attended by the undersigned, Mr. Sekioka, chief of the Protection Section; Mr. Momata, chief of the Guidance Division of the Protection Section; Mr. Ishikawa, chief of the Management Division of the Protection Section; Mr. Fujii, statistician of the Management Division; and Mr. Tsukamoto, chief of the Research and Statistics Division of the General Affairs Section. Mr. Sekioka had been previously informed of developments in Kanda, and Momata and Fujii had visited the office the day before to discuss the plan with Mr. Okuda and Mr. Kurabayashi. The To officials seemed to be somewhat astonished that a clerk in a jimusho could work out a system such as this. The To officials accepted the method as sound in principle and applicable to all To offices. Mr. Fujii, however, stated that the card worked out by Mr. Kurabayashi did not contain all the information required in the reports and had worked out what he thought was an improvement and one that would meet the needs. There was no great change, however, and the final form of the statistical card should not be a problem. Fujii, as is customary of too many officials who are not in close enough contact with operating offices, had included some items that a statistical clerk would not necessarily need, because "by glancing at the card, a person could tell all about the family." He was advised that this was not the purpose of the card which would have one, and only one, function - for the use of the statistics clerk in compiling statistics and reports. If the case worker's desired or needed case cards, the cards should be designed to fulfil their needs which are for ready information, an entirely different propose from that of the card of the statistics clerk who is concerned only with figures. It was also agreed that the To would write an article on the use of the card and statistics compilation which would replace the vague, general item in the present manual of procedures. It was suggested that Kurabayashi, who devised the original method, be asked to write the item and the To merely proofread it and reproduce it for applicability to the entire To. It is hoped that this will impress, in tangible terms, ~~the To officials of~~ the need for the looseleaf binding to permit change and addition.

5. This discussion was carried into the need for a central statistical report sub-section in the General Affairs Section that could gather, compile, tabulate, and distribute all statistics and reports. Mr. Tsukamoto is chief of the Research Subsection (Chosa Kakari which handles statistics) but his division does not perform this service. Instead, each section requests, receives, and compiles, all reports and then the consolidated reports are turned over to the Research Division for forwarding to the Ministry. Mr. Tsukamoto claimed he was responsible for "research" but it does not seem possible that a statistics clerk could do competent job of research. Instead of the several program sections collecting statistics for the Statistics Division research on, the Statistics Division should have been compiling statistics for the program sections to study. Duplication occurs in the accounts and protection divisions of the protection section asking for reports from the minsei-iin jimushos, different in form but containing substantially the same information. The statistical staff centralized into one office would vastly improve efficiency. All those present

readily agreed to the need for this and its advisability, yet both sections were obviously reluctant to take the step. The Protection Section desires to preserve its independentce and to have a complete operation within itself. The General Affairs Section does not want to assume the responsibility. The Protection Section claims that General Affairs is not interested in the reports, therefore, they are always late. The Children's Section reports were not gone into, but it can be assumed that the situation there is even worse, when one considers the multitude of reports required and the variety of workers and offices the reports must be gathered from. Most children's sections observed are hardly more than statistics compilation offices and the primary duty of providing child welfare services and supervision has been neglected. Since no improvement can be expected by section's chiefs' voluntarily turning over the responsibility of statistics compilation to general affairs and general affairs reluctant at ~~the same time~~ to assume responsibility and the "sectionalism" existing in the bureau, the only hope of remedy is action by the To Welfare Bureau Chief to remove general affairs activities entirely from the sections and then, within the general affairs section, setting up a "Reports-Statistics" Division charged with compilation of reports for the entire Bureau for transmittal to the Ministry and to the requesting sections or divisions. There should be much more efficient utilization of clerical personnel, and through the differentiation between administrative and welfare functions, should enable the program personnel to become more aware of their primary jobs and be freed of clerical work to perform those jobs.

6. A further refinement was suggested of sending the statistical cards to the To statistics division instead of retaining them in the individual jimushos, thereby removing the job of statistics compilation entirely from the 130 jimushos and 23 wards and complete centralization into a single office. While the To officials could visualize the process in theory, they deemed it unworkable in practice and the discussion was not continued. The new system at least should reduce the number of persons engaged in statistics compilation in the jimushos, from 750 (number of case workers in Metropolitan Tokyo) to 130 (one clerk in each jimusho).

7. In Kawasaki City (Kawasaki Anteisho) and Yokohama City (Tarumi Anteisho), ~~visited 30 January,~~ statistics are not compiled by the individual case worker for later tabulation by the general affairs, but an elaborate system of routing the case record is employed and entries are made into a number of "registries" and indexes which are counted by the clerk for the final figures. The system is that set down by the prefecture and contained in their manual. A more efficient system then will have to come through a revision of the prefectural manual and forms. In Kanagawa cities, therefore, the prefecture has attempted to prescribe a statistical process through the medium of forms but because it must visualize processes and is not closely enough associated with city workers, its system is too elaborate and forms, cards, and indexes serve too many purposes and duplicate each other in purpose and content. Kawasaki City and the Kanagawa prefectural welfare section chiefs participate in the Kanto bloc medium-sized city council,

a meeting of which will be held 9 February in Urawa and its plans should be influenced somewhat by the discussion there.

8. In Kawaguchi (Saitama Ken) ~~visited 5 February,~~ the system of case worker compilation of reports for later tabulation was practiced, and the chief was puzzled as to how to go about completing the new forms which required more information than the former ones. He readily grasped the workability and desirability of the centralized posting system and was eager to ~~either~~ visit the Kanda office for a view of an example. Since the system is simple, once understood and worked on, the Kawaguchi chief should have little trouble in setting up his system. ~~up.~~

9. In Chiba, (Chiba Ken), ~~visited 6 February~~, the reports had formerly been compiled in the general affairs division from account registries and case workers were not involved. However, with the new report forms, ~~the~~ IT WAS found ~~it~~ impossible for the statistical clerk to secure the necessary information from the various registries and finally "because he did not know how" he had passed the report forms on to the case workers and charged them to compile a report for their own district and case load for tabulation by the general affairs. ~~Mr. Teppozuka~~ THE SECTION CHIEF stated that the prefecture's guidance had cosisted of a conference at which the forms were handed out and the cities were urged to get them in on time and have them accurate. No advice was given on methods of compilation. Two possibilities were outlined by Civil Affairs: posting ~~on~~ to a master chart from case records; and use of a statistical card. ~~Mr. Teppozuka~~ THE CHIEF and ~~his~~ THE statistical clerk felt the statistical card more practical and proposed the use of three boxes:one for the unchanged cards in which all cards ~~begin~~ ARE PLACED at the first of the month; one for changed cards which are transferred from the first box as they are posted; and third for cards of cases discontinued during the month. Since the cards in the first box are unchanged, they need not be considered. The cards in the second and third boxes represent changes which must be tabulated, but the cards in the third box, being discontinued are not returned to the first box as are those in the second, which are still active cases. ~~Mr. Teppozuka~~ THE CHIEF said of his total case load of 730, that not more than 200 cards would require change and it would be quite a simple matter for the statistical clerk to tabulate and correct the last month's statistics. He was not sure as to the exact form of the card, but agreed to work it out together with the procedures involved in such a system and inform Civil Affairs when it was completed. Chiba, therefore, should not present a problem, and the plan adopted there should eventually become adopted throughout the prefecture as have other forms.

10. In regard to extension of this principle to Kanto Region, Mr. Okuda of the Kanda office spoke on his plan at the Urawa conference and distributed copies of his card and a procedural chart. There was great interest in the plan because of the timeliness in relation to the new report forms. It was also closely related to the agenda topic of payment of assistance grants; in many cities, for instance Maebashi, the case worker prepares the payment list for his own case load which, in the same manner as the statistical reports, is merely tabulated by the general affairs clerk. Using the same card devised by the Kanda office, it would be possible for the same clerk or an accountant to to quckly make out the payment list

without requesting such lists from the case workers. Some fear was expressed by delegates that the supervisors and case workers would not have statistics, but it was pointed out that this would not be the case; they would still have statistics, but the responsibility for compilation would merely be transferred from case worker to statistical clerk who would furnish case workers with any type of statistics desired. The possibilities of the system were obvious to delegates, ~~Mr. Fujimori, chief of the Kanagawa Welfare Section,~~ who had sponsored a preparatory study meeting on manuals, ~~of Kanto Region prefectural officials, and a second meeting had been scheduled for April.~~ During the meeting, ~~Mr. Fujimori~~ had made final arrangements for the second meeting with the prefectural observers present, and it can be assumed that a section on statistics and reports will be incorporated into these manuals and the basis will be the material and discussion at the Urawa conference. We can assume that, with slight variations, the centralized statistical card system of report compilation will become adopted in the 17 medium-sized cities and eventually be extended throughout each prefecture in Kanto Region through the prefectural observers and the manuals that are developing. In Tokyo, the Kanda plan will be extended by the To Bureau. In Yokohama and Kawasaki, some variation, but essentially a centralized statistical system should evolve with probable simplification.

11. This should set up a workable reports-statistics system in the cities in public assistance. There remains the child welfare reporting which has not been explored but probably is very duplicatory and inefficient. It is recommended that further study be made toward centralization of statistical reporting from workers, centers, institutions, and centers, and of removal, in so far as possible, of this clerical task from the children's sections to a general affairs section of the prefectural departments.

12. The same would apply to National Health Insurance statistics, notoriously late and inaccurrate. The administrative staff in some associations is often excessive, so much so that the cost of administration is so great that there is doubt that the insured gets a sufficient return in services from his premiums.

13. Within prefectural departments, it has been recommended that general affairs sections be set up that would assume from all the program sections, all responsibility for housekeeping and administrative duties and supply such services to the entire department. In this section should go responsibility for all accounting, correspondence and filing, personnel records, office supplies and equipment, and especially, all reports and statistics. Requests for reports should be cleared with this division and it should be the responsibility of this division to set up and dispatch the report forms, establish the system or procedures for compilation, receive and tabulate the reports from the operating offices, turn them over to the concerned section or division, and if required, to forward copies ~~up~~ to the Ministry. ~~Just~~ the centralization into a single bureau statistical unit should make evident the duplication of reports. Unfortunately, the organization of prefectural welfare departments is governed by Ministry recommendations set down in 1948, and those recommendations do not include a general affairs section. Consequently,

SUBJECT: Statistics and Reports Compilation Methods and Recommendations for Improvement

10 Feb 51

each section has its own general affairs division though often parading under guise of names such as "Research", "Plans", or "Management" divisions (Kakaris), and each section gathers and compiles its own statistics independently. It is recommended that a special report be prepared for SCAP outlining the need for reorganization of prefectural departments which might take the form of a study of and recommendations on the entire prefectural departments, or be confined to the specific need for a general affairs section, or even further narrowed down to the need for a centralized statistical-report division. Since the last would be somewhat dependent upon establishment of a general affairs section, probably a report of that subject with emphasis upon statistics division would be preferable.

OUT

GEORGE HOSHINO

*

14.

INFORMATION COPY

HEADQUARTERS
KANTO CIVIL AFFAIRS REGION
APO 500

KA 319.1

7 February 1951

MEMORANDUM THRU: Kanto Liaison and Coordination Office

FOR: The Governor
Tokyo-To
Chiba Prefecture
Gunma Prefecture
Ibaraki Prefecture
Kanagawa Prefecture
Nagano Prefecture
Saitama Prefecture
Shizuoka Prefecture
Tochigi Prefecture
Yamanashi Prefecture

SUBJECT: Recurring Reports

Section II of Inclosure 1 to Memorandum, this headquarters, file and subject as above, 5 January 1950, is rescinded and Inclosure 1 hereto substituted therefor.

FOR THE CHIEF:

GEO. B. NIBLOCK Jr.
Lt Col, Infantry
Deputy Chief

1 Incl
Sec II (in dupe)

Copy Furnished:
Chief, CAF Sec.
GHQ, SCAP

INFORMATION COPY

HEADQUARTERS
KANTÒ CIVIL AFFAIRS REGION
APO 500

KA 319.1

7 February 1951

MEMORANDUM THRU: Kanto Liaison and Coordination Office

FOR: The Governor
Tokyo-To
Chiba Prefecture
Gunma Prefecture
Ibaraki Prefecture
Kanagawa Prefecture
Nagano Prefecture
Saitama Prefecture
Shizuoka Prefecture
Tochigi Prefecture
Yamanashi Prefecture

SUBJECT: Recurring Reports

Section II of Inclosure 1 to Memorandum, this headquarters, file and subject as above, 5 January 1950, is rescinded and Inclosure 1 hereto substituted therefor.

FOR THE CHIEF:

GEO. B. NIBLOCK Jr.
Lt Col, Infantry
Deputy Chief

1 Incl
Sec II (in dupe)

Copy Furnished:
Chief, CAff Sec.
GHQ, SCAP

319.1 5 Jan 50
SUBJECT: Catalog of Recurring Reports Required from Japanese Prefectural Officials

SECTION II

(Reports required by the Public Welfare Section)

1. By whom submitted: Chief, Welfare Department

2. When submitted: Monthly reports will be submitted to arrive at this headquarters prior to the 25th of the following month. Annual reports will be submitted as soon as practicable.

3. Nature of Contents: A copy of all monthly and annual reports which, according to instructions received from the Ministry of Welfare, were to be effective beginning 1 January 1951. It is essential that a copy of all reports required by the Ministry of Welfare, in the new reporting procedure, be submitted to this headquarters.

a. A copy of the reports prepared by the Prefectural Welfare Department, covering the period from 1 January 1951 to 31 January 1951, as required by the Ministry of Welfare, will be substituted for those reports previously requested by this headquarters.

(Revised 7 Feb 51)

319.1 5 Jan 50
SUBJECT: Catalog of Recurring Reports Required from Japanese Prefectural Officials

SECTION II

(Reports required by the Public Welfare Section)

1. By whom submitted: Chief, Welfare Department

2. When submitted: Monthly reports will be submitted to arrive at this headquarters prior to the 25th of the following month. Annual reports will be submitted as soon as practicable.

3. Nature of Contents: A copy of all monthly and annual reports which, according to instructions received from the Ministry of Welfare, were to be effective beginning 1 January 1951. It is essential that a copy of all reports required by the Ministry of Welfare, in the new reporting procedure, be submitted to this headquarters.

a. A copy of the reports prepared by the Prefectural Welfare Department, covering the period from 1 January 1951 to 31 January 1951, as required by the Ministry of Welfare, will be substituted for those reports previously requested by this headquarters.

(Revised 7 Feb 51)

C
O
P
Y

HEADQUARTERS
KANTO CIVIL AFFAIRS REGION
APO 500

GBN/dp

319.2

5 January 1950

MEMORANDUM FOR: The Governor
Tokyo-To
Chiba Prefecture
Gumma Prefecture
Ibaraki Prefecture
Kanagawa Prefecture
Nagano Prefecture
Saitama Prefecture
Shizuoka Prefecture
Tochigi Prefecture
Yamanashi Prefecture

THRU: Kanto Liaison & Coordination Office
Tokyo-To Liaison Office

SUBJECT: Recurring Reports

1. The attached catalog of reports contains a complete list of all recurring reports required by this headquarters.

2. All directives previously issued by this headquarters, in conflict with the above, are rescinded.

3. Subsequent additions, revisions or changes to this catalog, will be furnished each addressee on revised pages, permitting the insertion of new pages and the destruction of the rescinded pages.

4. Reports not listed herein will not be submitted without prior approval of this headquarters.

FOR THE CHIEF:

1 Incl:
Catalog (in dup)

GEO. B. NIBLOCK JR.
Major, Infantry
Deputy Chief

C
O
P
Y

C O P Y

319.1 5 Jan 50
SUBJECT: Catalog of Recurring Reports Required from Japanese Prefectural Officials

SECTION II

(Reports required by the Public Welfare Section)

1. PUBLIC ASSISTANCE STATISTICAL REPORT

a. By whom submitted: Welfare Department Chief.

b. When submitted: 30th each month.

c. Nature of contents: This is duplicate of report submitted monthly to Ministry.

2. MINORITY GROUPS PUBLIC ASSISTANCE STATISTICAL REPORT

a. By whom submitted: Welfare Department Chief.

b. When submitted: 30th of each month.

c. Nature of contents: Number of Foreign Nationals by nationality, Koreans, and repatriates receiving public assistance.

3. REPATRIATION STATISTICAL REPORT

a. By whom submitted: Demobilization Section Chief.

b. When submitted: 30th of each month.

c. Nature of contents: The number of personnel repatriated during the current month; the accumulated number of repatriates. No information other than that referred to above will be reported.

4. CHILD WELFARE STATISTICAL REPORT

a. By whom submitted: Children's Section Chief.

b. When submitted: 30th of each month.

c. Nature of contents:

(1) Number of delinquents and vagrants apprehended by police.

(2) Child Welfare Consultation statistics of referrals, treatment, diagnosis, disposition.

(Revised 11 Oct 50)

C O P Y

Catalog of Recurring Reports - Section II Contd.

(3) Child Welfare officials statistics of new cases, treatment and closings.

(4) Copy of Child Welfare report submitted monthly to Welfare Ministry.

5. SOCIAL INSURANCE STATISTICAL REPORT

a. By whom submitted: Insurance Section Chief.

b. When submitted: 30th of each month.

c. Nature of contents:

(1) Premium collections statistics for each insurance program of collections percentages and arrearage.

(2) Benefit payment statistics for each insurance program of number of beneficiaries and amounts paid.

(3) Number of persons insured in each program.

6. PLANS FOR COMING MONTH

a. By whom submitted: Welfare Department Chief.

b. When submitted: 30th of each month for coming month.

c. Nature of contents: Plan of work, inspections and activities for coming month, including meetings and conferences with subject; inspections and reviews; projects or studies of each section.

7. IN-SERVICE TRAINING SCHEDULE REPORT

a. By whom submitted: Welfare Department Chief

b. When submitted: 30th of each month.

c. Nature of contents: Outline and plans for in-service training meetings and conferences to be held during month.

8. ACTIVITIES REPORTS

a. By whom submitted: Each section, Child Welfare Center, and Child Welfare Board.

b. When submitted: 4th of month.

c. Nature of contents: Report of activities engaged in analysis of findings and trends and recommendations made to Welfare Ministry.

C O P Y