DECLASSIFIED E.O. 11652, Sec 3(E) and 5(D) or (E) NND# 760050

TABLE 6 - STAPLE CROP PRODUCTION
JAPAN, 1931-1947

Thousands of metric tons

Year	Brown rice	Wheat	Barley	Naked barley	Sweet potatoes	White potatoes
1931-1935 average	8,857	1,094	782	865	2,912	1,164
1936-1940 average	9,861	1,453	758	830	3,122	1,824
1941-1945 average.	8,579	1,252	665	844	3,688	1,954
1941	8,245	1,458	706	937	3,437	1,964
1942	9,999	1,382	733	919	3,134	1,965
1943	9,422	1,092	572	732	4,021	2,063
1944	8,784	1,384	781	913	3,951	2,000
1945	6,445	943	535	720	3,897	1,771
1946	9,208	615	417	451	5,515	1,725
1947	8,813	777	517	647	4,415	2,192

SOURCE: Ministry of Agriculture and Forestry.

TABLE 7 - ESTIMATED CROP PRODUCTION ON RECLAIMED LAND
JAPAN, 1946

	Planted area Hectares	Yield M.T. per Ha., b.r.e.	Production M.T., b.r.e.
Rice	5,932	1.315	7,800
Wheat) Barley) Naked barley)	6,863	.831	5,700
Minor cereals	16,866	.560	9,450
Sweet and White potatoes	23,982	1.401	33,600
TOTAL	53,643		56,550

SOURCE: Report by the Land Reclamation Bureau of the Ministry of Agriculture and Forestry, 4 October 1947.

TABLE 8 - COMMERCIAL FERTILIZERS, JAPAN, 1936-1940, FISCAL YEARS 1946 AND 1947

Metric tons

	Annual average 1936-1940				Fiscal year 1946 1/				Fiscal year 1947 1/			
	Nitrogen	Phosphate 2/		Potash	Nitrogen	Phosphate 2/		Potash	Nitrogen	Phosphate 2/		Potash
	Ammonium sulfate equivalents 20% nitrogen	Rock phosphate 33% P_2O_5	Superphosphate 16% P_2O_5	Potassium chloride equivalents 40% K_2O	Ammonium sulfate equivalents 20% nitrogen	Rock phosphate 33% P_2O_5	Superphosphate 16% P_2O_5	Potassium chloride equivalents 40% K_2O	Ammonium sulfate equivalents 20% nitrogen	Rock phosphate 33% P_2O_5	Superphosphate 16% P_2O_5	Potassium chloride equivalents 40% K_2O
Agricultural requirements	3/ 2,082,000	0	3/ 1,834,400	3/ 275,500	3/ 1,865,000	0	3/ 1,518,750	3/ 295,000	1,905,000	0	1,554,750	301,250
Percent	100	0	100	100	100	0	100	100	100	0	100	100
Total agriculture supply 4/	2,199,000	0	1,851,600	281,750	359,553	0	47,397	923	925,653	0	395,014	114,184
Percent of agr. requirements	106	0	101	103	19.3	0	3.1	0.3	49	0	25	38
Production	1,813,000	0	1,936,000	25,000	359,553	0	47,397	923	809,570	0	443,095	1,648
Percent of agr. requirements	87	0	106	9	19.3	0	3.1	0.3	42	0	28	1
Imports	603,000	938,667	148,000	260,000	0	11,253	0	0	119,575	783,792 5/	0	112,536
Percent of agr. requirements	28	0	8	94	0	0	0	0	6	0	0	37
Exports	217,000	0	232,400	3,250	0	0	0	0	3,492	0	48,081	0

1/ Final data. Fiscal years: 1 July 1945 - 30 June 1946 and 1 July 1946 - 30 June 1947.

2/ Rock phosphate is imported and processed into superphosphate which is used for fertilizer application. Rock phosphate as such is not readily available for utilization by plants and is not used for direct fertilizer application.

3/ Requirements for 1936-1940 are represented by the actual consumption during 1936-1940 which was the period of great commercial fertilizer usage. Requirements for 1946 and 1947 fiscal years are the amounts of commercial fertilizer necessary to meet minimum crop needs at application rates slightly less than average recommended rates. The average recommended rates are the amounts of nitrogen, phosphorus, and potash per unit area specified by the Japanese Ministry of Agriculture and Forestry for application to the various crops, and are less than the amounts that would result in unprofitable fertilizer use. The crop acreages for which requirements have been calculated are smaller for 1946 and 1947 than the average for 1936-1940.

4/ Information not available on stockpiles at beginning and end of each year.

5/ Total quantity of rock phosphate was 866,805 metric tons with variable phosphoric acid (P_2O_5) and moisture content.

SOURCE: Ministry of Agriculture and Forestry and compilations from Economic and Scientific Section and Natural Resources Section

DECLASSIFIED E.O. 11652, Sec 3(E) and 5(D) or (E) NND# 760050

DECLASSIFIED E.O. 11652, Sec 3(E) and 5(D) or (E) NND# 760050

COMMERCIAL FERTILIZERS, JAPAN

1936-1940, FISCAL YEARS 1946 AND 1947

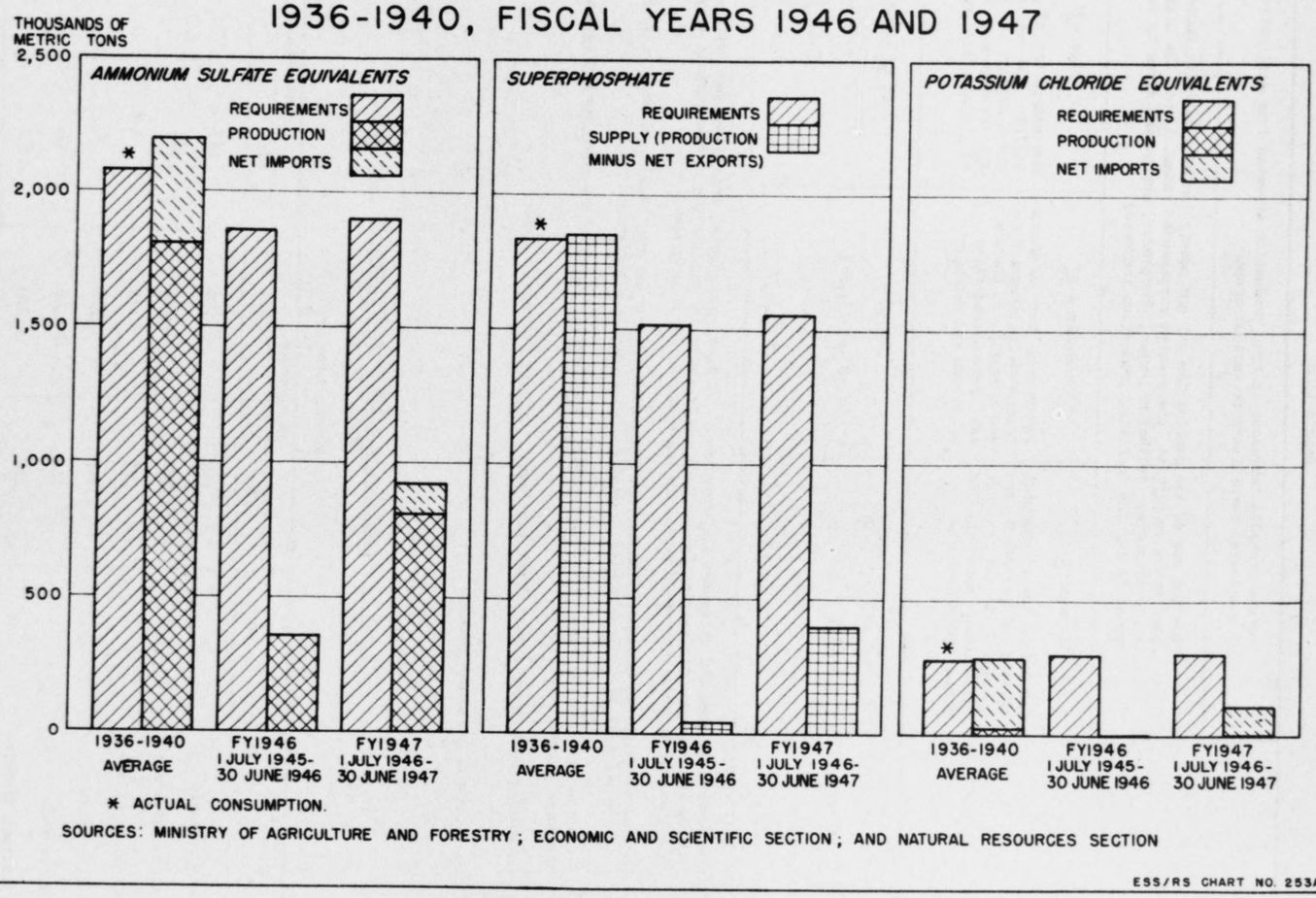

* ACTUAL CONSUMPTION.

SOURCES: MINISTRY OF AGRICULTURE AND FORESTRY; ECONOMIC AND SCIENTIFIC SECTION; AND NATURAL RESOURCES SECTION

ESS/RS CHART NO. 253A1

Chart Number 8

DECLASSIFIED E.O. 11652, Sec 3(E) and 5(D) or (E) NND# 760050

TABLE 9 - RESULTS FROM USE OF COMMERCIAL FERTILIZERS, JAPAN

Metric tons

Crop	Average probable increases in crop production expected from application of commercial fertilizers to various crops		
	From the use of the combination of one metric ton of a specific fertilizer and a supply, at the average recommended rates, 1/ of the other two fertilizers. Neither nitrogen, phosphorus, nor potash alone is responsible for the indicated production increases.		
	Nitrogen 2/ One metric ton of ammonium sulfate (20 percent N) and a supply, at the average recommended rates, 1/ of potash and phosphorus	Phosphorus 2/ One metric ton of superphosphate (16 percent P_2O_5) and a supply, at the average recommended rates, 1/ of potash and nitrogen	Potash 2/ One metric ton of potassium sulfate (50 percent K_2O) and a supply, at the average recommended rates, 1/ of nitrogen and phosphorus
Rice	2.76 3/ - 3.75 4/	1.50 3/	2.15 4/ - 4.75 3/
Wheat, barley	3.68 3/ - 5.00 4/	2.40 4/ - 3.40 3/	6.00 4/
Sweet potato	n.a.	n.a.	33.10 3/
White potato	20.20 3/	11.40 3/	24.00 3/

1/ The average recommended rates are the amounts of nitrogen, phosphorus, and potash per unit area specified by the Japanese Ministry of Agriculture and Forestry for application to the various crops, and are less than the amounts that would result in unprofitable fertilizer use.

2/ Applied at rates not exceeding the average recommended rates per unit area. The size of area receiving a ton of specific fertilizer varies depending on the rate of application.

3/ Estimates made by the Ministry of Agriculture and Forestry based on observations and generalized summaries of experimental work.

4/ Calculated from experimental fertilizer data from many sources in Japan.

SOURCE: Natural Resources Section.

TABLE 10 - AVAILABLE SUPPLIES OF INSECTICIDE AND FUNGICIDE JAPAN, 1946-47

Metric tons

	Requirement		Availability	
	1946	1947	1946	1947
Lead arsenate	1,650	1,650	463	605.5
Calcium arsenate	1,500	1,500	1,595	1,453.5
Nicotine sulfate	121	121	2.6	3.3
Tobacco dust	4,500	4,500	0	679
Derris root	146	146	44	81
Pyrethrum flowers	2,200	2,200	1,913	1,150

SOURCE: Ministry of Agriculture and Forestry

TABLE 11 - CUMULATIVE MONTHLY COLLECTIONS OF RICE AND RICE SUBSTITUTES
1942 - 1947 CROPS

Period	1942 crop		1943 crop		1944 crop		1945 crop		1946 crop		1947 crop	
	Thousands of metric tons b.r.e.	% of quota	Thousands of metric tons b.r.e.	% of quota	Thousands of metric tons b.r.e.	% of quota	Thousands of metric tons b.r.e.	% of quota	Thousands of metric tons b.r.e.	% of quota	Thousands of metric tons b.r.e.	% of quota
Sep	30.6	0.5	70.4	1.2	23.2	0.4	10.6	0.3	138.0	3.3	37.9	0.8
Oct	674.8	11.0	700.2	12.0	458.0	8.2	169.2	4.2	703.0	16.7	732.3	16.0
Nov	1,154.7	18.8	1,462.6	25.0	1,131.8	20.3	360.4	9.0	1,244.1	29.6	1,529.6	33.4
Dec	2,931.4	47.6	3,733.0	63.7	2,358.4	42.2	973.5	24.4	2,454.0	58.3	3,126.5	68.2
Jan	4,124.0	67.0	5,069.8	86.5	3,904.4	69.9	1,661.6	41.7	3,023.8	71.8	4,155.9 1/	90.7
Feb	4,712.4	76.6	5,653.6	96.5	4,803.9	86.0	2,069.2	51.9	3,263.0	77.5	4,508.1 1/	98.4
Mar	5,386.0	87.5	5,843.6	99.7	5,252.7	94.0	2,515.5	63.1	3,686.6	87.6	4,582.5 1/	100.0
Apr	5,756.7	93.6	5,899.6	100.7	5,478.2	98.0	2,847.2	71.5	4,153.4	98.7	-	-
May	5,908.0	96.0	5,931.6	101.2	5,556.9	99.5	2,966.6	74.5	4,322.1	102.7	-	-
Jun	5,952.6	96.7	5,946.3	101.5	5,570.1	99.7	3,020.6	75.8	4,358.4	103.5	-	-
Jul	5,973.6	97.1	5,948.4	101.5	5,582.8	99.9	3,044.4	76.4	4,386.9	104.2	-	-
Aug	5,984.7	97.3	5,950.0	101.6	5,587.8	100.0	3,058.4	76.8	4,392.4	104.3	-	-
Sep	5,991.9	97.4	5,951.8	101.6	5,591.2	100.1	3,072.3	77.1	-	-	-	-
Oct	5,994.9	97.4	5,952.2	101.6	5,592.9	100.1	3,085.4	77.4	-	-	-	-
Nov	5,995.0	97.4	5,952.3	101.6	5,594.0	100.1	3,088.6	77.5	-	-	-	-
Dec	-	-	-	-	5,594.1	100.1	3,090.4	77.6	-	-	-	-
Quota	6,153.0	100.0	5,859.0	100.0	5,588.0	100.0	3,984.0	100.0	4,209.5 2/	100.0	4,582.0	100.0

1/ Includes confiscations.
2/ A collection "goal" for rice was set at 110 percent of the rice quota; the "goal" for rice and rice substitutes thus became 4,588,200 metric tons.

SOURCE: Staple Food Bureau, Ministry of Agriculture and Forestry

DECLASSIFIED E.O. 11652, Sec 3(E) and 5(D) or (E) NND# 760050

DECLASSIFIED E.O. 11652, Sec 3(E) and 5(D) or (E) NND [redacted] # 760050

CUMULATIVE MONTHLY COLLECTIONS OF RICE AND RICE SUBSTITUTES

1942-1947 CROPS

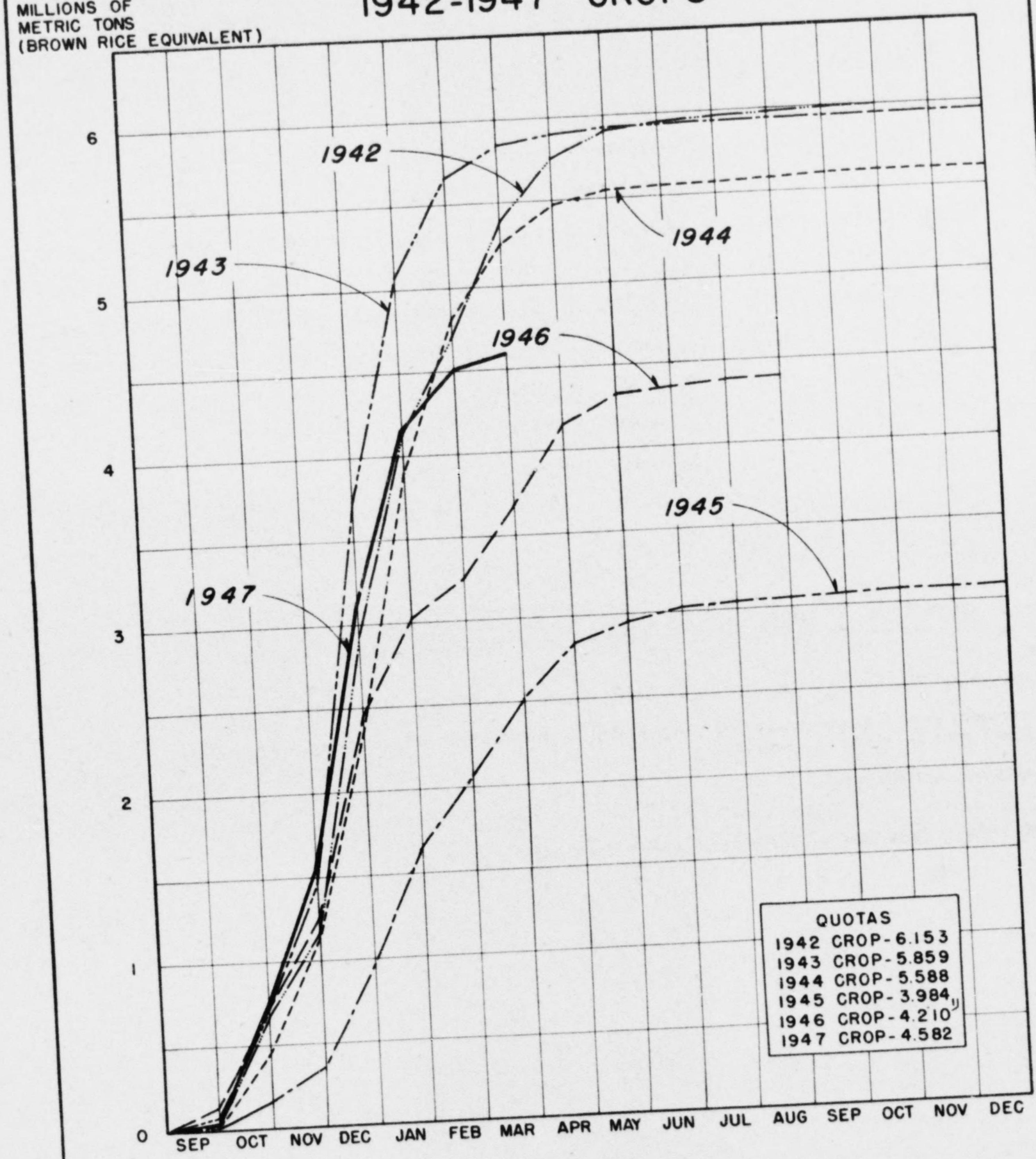

1/ GOAL - 4.588

SOURCE : MINISTRY OF AGRICULTURE AND FORESTRY

ESS/RS CHART NO. 220A1

Chart Number 9

DECLASSIFIED E.O. 11652, Sec 3(E) and 5(D) or (E) NND# 760050

TABLE 12 - CUMULATIVE MONTHLY COLLECTIONS OF WHEAT, BARLEY AND NAKED BARLEY 1944-1947 CROPS

Period	1944 crop		1945 crop		1946 crop		1947 crop	
	Metric tons b.r.e. 1/	% of quota	Metric tons b.r.e. 1/	% of quota	Metric tons b.r.e. 1/	% of quota	Metric tons b.r.e. 1/	% of quota
Jun	88,194	5.5	2,559	0.2	50,496	6.5	60,589	8.1
Jul	582,502	36.2	84,116	6.2	285,732	36.5	474,701	63.2
Aug	1,388,735	86.3	447,752	32.9	541,720	69.2	735,398	97.8
Sep	1,530,383	95.1	920,388	67.7	667.279	85.3	786,501	104.6
Oct	1,564,456	97.2	1,069,076	78.6	699,566	89.4	800,525	106.5
Nov	1,580,149	98.2	1,118,773	82.2	706,473	90.3	809,077	107.7
Dec	1,583,928	98.4	1,136,624	83.5	707.678	90.4	813,595	108.3
Jan	1,586,466	98.6	1,149,190	84.5	703,961 2/	90.0 2/	815,870 3/	108.6
Feb	1,587,053	98.6	1,154,015	84.8	704,362	90.0	816,121 3/	108.6
Mar	1,587,430	98.7	1,157,484	85.1	705,717	90.2	816,712 3/	108.7
Apr	1,587,675	98.7	1,159,820	85.3	705,722	90.2	-	-
May	-	-	1,160,151	85.3	705,042 2/	90.1	-	-
Jun	-	-	1,161,024	85.3	705,210	90.1	-	-
Jul	-	-	1,161,789	85.4	-	-	-	-
Aug	-	-	1,162,150	85.4	-	-	-	-
Quota	1,608,924	100.0	1,360,427	100.0	782,415	100.0	751,582	100.0

1/ Conversion factors to brown rice equivalent, wheat: .9, barley: .6, naked barley: .9

2/ Decreases result from transfer by farmers with over-quota deliveries of wheat and barley to credit against rice substitutes quota.

3/ Includes confiscations.

SOURCE: Staple Food Bureau, Ministry of Agriculture and Forestry

DECLASSIFIED E.O. 11652, Sec 3(E) and 5(D) or (E) NND# 760050

CUMULATIVE MONTHLY COLLECTIONS OF WHEAT, BARLEY AND NAKED BARLEY

1944-1947 CROPS

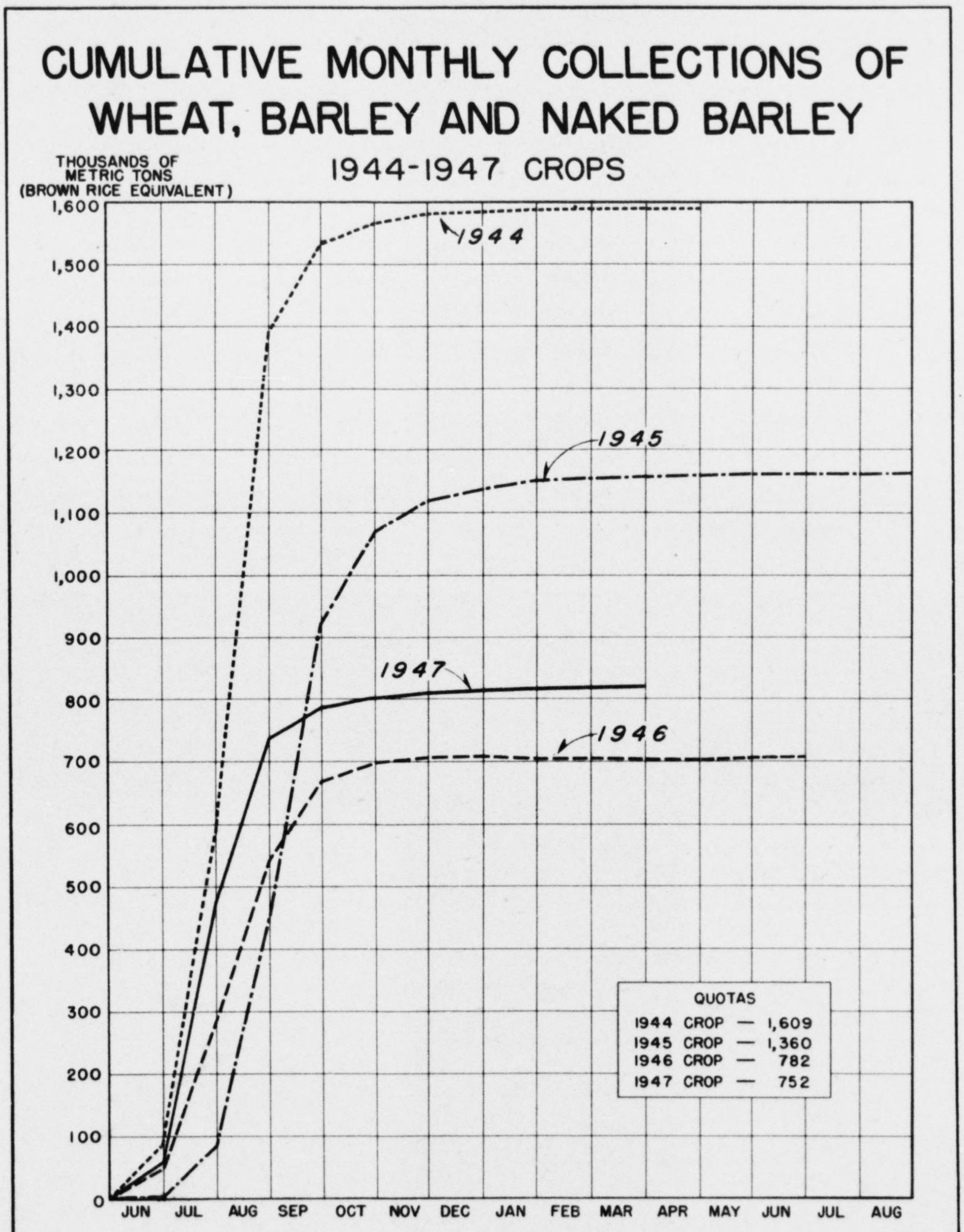

SOURCE: MINISTRY OF AGRICULTURE AND FORESTRY

ESS/RS CHART NO. 223 A1

DECLASSIFIED E.O. 11652, Sec 3(E) and 5(D) or (E) NND# 760050

TABLE 13 - CUMULATIVE MONTHLY COLLECTIONS OF WHITE POTATOES
1944-1947 CROPS

Period	1944 crop		1945 crop		1946 crop		1947 crop	
	Metric tons b.r.e. 1/	% of quota	Metric tons b.r.e. 1/	% of quota	Metric tons b.r.e. 1/	% of quota	Metric tons b.r.e. 1/	% of quota
Jun	8,089	3.2	-	-	3,704	2.3	3,840	2.2
Jul	32,766	13.1	9,143	2.9	28,180	17.4	50,847	29.0
Aug	56,716	22.6	42,606	13.5	51,994	32.2	83,969	47.9
Sep	81,124	32.3	75,640	23.9	66,731	41.3	91,162	52.0
Oct	102,075	40.7	100,821	31.9	87,977	54.4	141,051	80.6
Nov	122,402	48.8	107,282	33.9	127,603	78.9	167,776	95.8
Dec	150,371	59.9	114,315	36.1	131,510	81.3	189,192	108.0
Jan	156,957	62.6	126,466	40.0	143,233	88.6	190,431 3/	108.7
Feb	161,199	64.3	132,873	42.0	147,221	91.0	191,291 3/	109.2
Mar	164,172	65.4	139,087	44.0	151,811	93.9	192,812 3/	110.1
Apr	166,257	66.3	145,137	45.9	166,922	103.2	-	-
May	176,486	70.4	147,816	46.7	169,462	104.8	-	-
Jun	-	-	154,018 2/	48.7 2/	176,045	108.9	-	-
Quota	250,848	100.0	316,237	100.0	161,700	100.0	175,160	100.0

1/ Conversion factor, white potatoes to brown rice equivalent: .196

2/ As of 20 June 1946

3/ Includes confiscations

SOURCE: Staple Food Bureau, Ministry of Agriculture and Forestry

DECLASSIFIED E.O. 11652, Sec 3(E) and 5(D) or (E) NND# 760050

CUMULATIVE MONTHLY COLLECTIONS OF WHITE POTATOES

1944-1947 CROPS

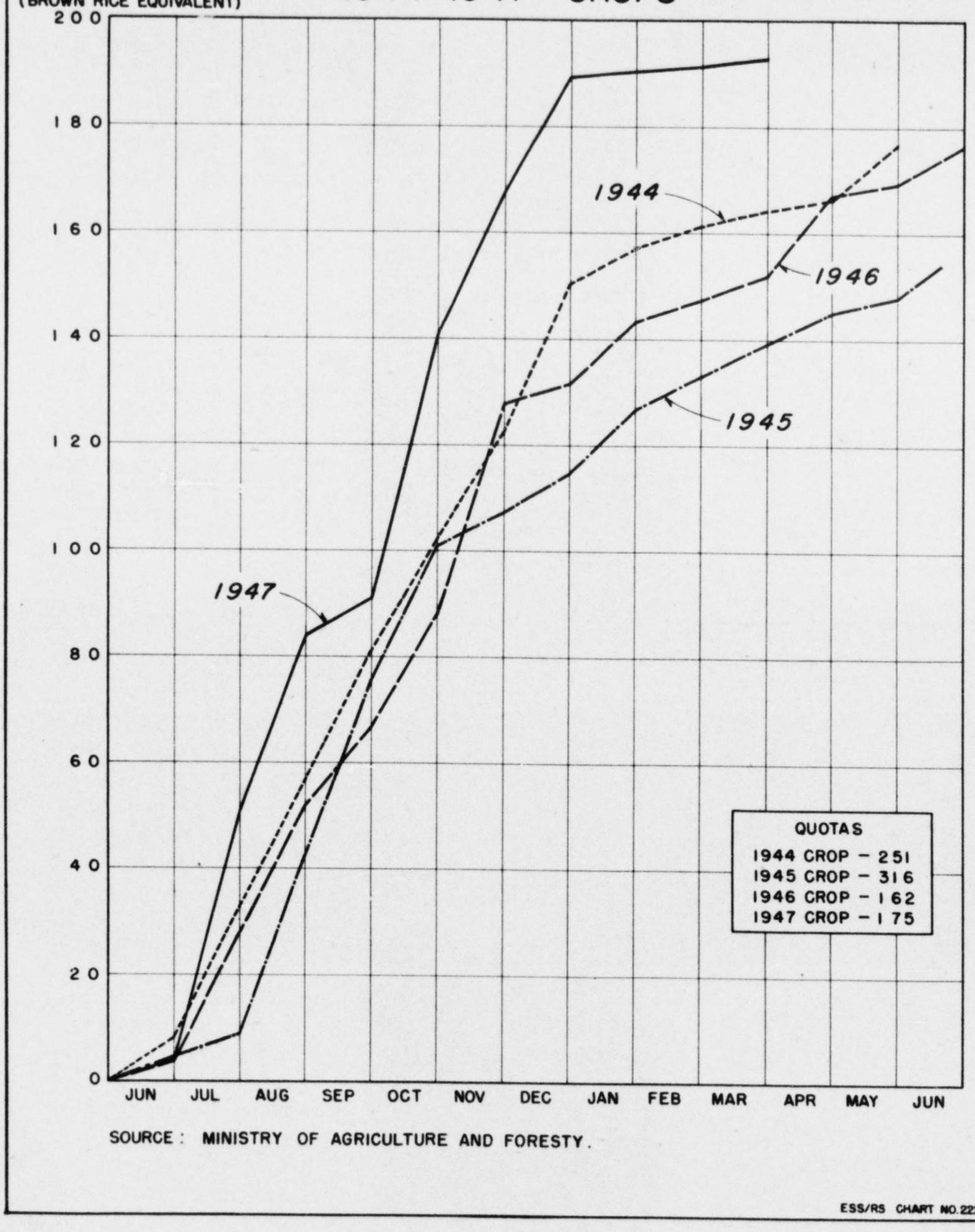

SOURCE: MINISTRY OF AGRICULTURE AND FORESTY.

ESS/RS CHART NO. 222 A1

DECLASSIFIED E.O. 11652, Sec 3(E) and 5(D) or (E) NND# 760050

TABLE 14 - CUMULATIVE MONTHLY COLLECTIONS OF SWEET POTATOES
1944-1947 CROPS

Period	1944 crop		1945 crop		1946 crop		1947 crop	
	Metric tons b.r.e. 1/	% of quota	Metric tons b.r.e. 1/	% of quota	Metric tons b.r.e. 1/	% of quota	Metric tons b.r.e. 1/	% of quota
Sep	7,418	1.0	-	-	75,418	9.6	6,292	0.9
Oct	46,353	6.1	77,284	12.0	258,957	33.1	102,857	15.4
Nov	159,998	21.1	188,256	29.2	434,610	55.5	322,169	48.2
Dec	235,948	31.2	298,437	46.3	545,224	69.7	496,569	74.3
Jan	301,888	39.9	333,894	51.8	613,134	78.3	571,961 2/	85.5
Feb	395,756	52.3	356,148	55.2	651,199	83.2	623,858 2/	93.3
Mar	450,223	59.5	392,838	60.9	671,727	85.8	642,578 2/	96.1
Apr	490,189	64.7	408,659	63.4	698,928	89.3	-	-
May	519,517	68.6	426,035	66.1	747,369	95.5	-	-
Jun	533,227	70.4	437,936	67.9	781,565	99.9	-	-
Jul	537,901	71.0	448,228	69.5	787,990	100.7	-	-
Aug	539,347	71.2	450,827	69.9	816,383	104.3	-	-
Quota	757,313	100.0	644,729	100.0	782,564	100.0	668,599	100.0

1/ Conversion factor, sweet potatoes to brown rice equivalent: .309

2/ Includes confiscations

SOURCE: Staple Food Bureau, Ministry of Agriculture and Forestry

DECLASSIFIED E.O. 11652, Sec 3(E) and 5(D) or (E) NND# 760050

TABLE 15 - STATUS OF COLLECTIONS OF 1946 STAPLE CROPS AS OF 31 AUGUST 1947

1946 crop	Collection Thousands of metric tons		Cumulative amount collected Thousands of metric tons	Percent collected	
	Quota	Goal		Quota	Goal
Rice and rice substitutes 1/	4,209.5	4,588.2 2/	4,392.4	104.3	95.7
Rice	3,786.6	4,165.3 3/	4,056.2	107.1	97.4
Rice substitutes 1/	422.9	422.9	336.2	79.5	
Wheat, barley and naked barley 1/	782.4	782.4	705.2	90.1	
Sweet potatoes 1/	782.6	782.6	816.4	104.3	
White potatoes 1/	161.7	161.7	176.0	108.9	
TOTAL 1/	5,936.2	6,314.9	6,090.0	102.6	96.4

1/ Brown rice equivalents: Conversion factor to brown rice: Wheat: 0.9, Barley: 0.6, Naked barley: 0.9, Sweet potatoes: 0.309, White potatoes: 0.196.

2/ Represents 110 percent of the rice quota plus 100 percent of the rice substitute quota.

3/ Represents 110 percent of the rice quota.

SOURCE: Staple Food Bureau, Ministry of Agriculture and Forestry

TABLE 16 - PREFECTURAL DISTRIBUTION IN TERMS OF PERCENTAGE COMPLETION OF 1946 STAPLE CROP QUOTAS AS OF 31 AUGUST 1947

Percentage completion	Rice and rice substitutes		Wheat and barleys	White potatoes	Sweet potatoes	All staples combined 3/	
	Quota	Goal				Quota	Goal
110 and over	23	2	4	20	22	7	1
100 - 109.9	18	22	11	3	9	30	16
95 - 99.9	3	11	3	5	3	3	11
90 - 94.9	2	9	4	2	3	5	14
80 - 89.9	0	2	10	6	4	1	4
70 - 79.9	0	0	6	2	1	0	0
Less than 70	0	0	7	8	1	0	0
TOTAL	46	46	45 1/	46	43 2/	46	46

1/ No quota was carried by one prefecture.

2/ No quotas were carried by three prefectures.

3/ Quotas and deliveries summed in terms of brown rice equivalents

SOURCE: Computed from data released by Ministry of Agriculture and Forestry

DECLASSIFIED E.O. 11652, Sec 3(E) and 5(D) or (E) NND [redacted] 760050

CUMULATIVE MONTHLY COLLECTIONS OF SWEET POTATOES

1944-1947 CROPS

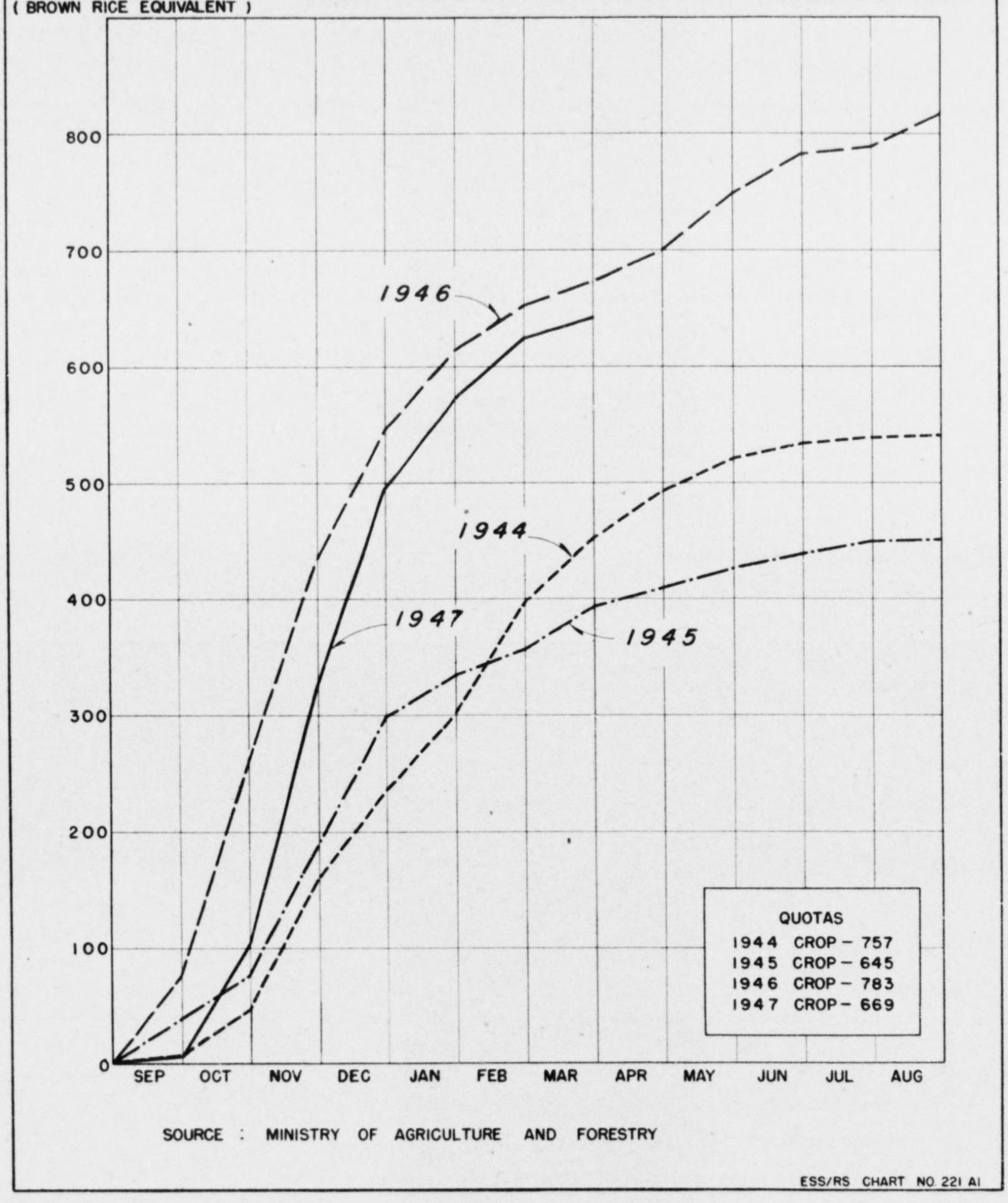

SOURCE : MINISTRY OF AGRICULTURE AND FORESTRY

ESS/RS CHART NO 221 A1

Chart Number 12

DECLASSIFIED E.O. 11652, Sec 3(E) and 5(D) or (E) NND [redacted]# 760050

TABLE 17 - DELIVERIES TO PREFECTURES OF INCENTIVE GOODS BY THE CENTRAL GOVERNMENT ON 1946 WHEAT, BARLEYS, AND WHITE POTATOES AS OF 31 MAY 1947

Item	Unit	Gross allocation thousands	Gross delivery thousands	Percent delivery of allocation	Point value per unit 1/
Cotton cloth	Roll 2/	3,636.4	1,712.6	47.1	15
Work dress	Suit	1,663.0	1,010.6	60.8	13
Work gloves	Pair	1,674.7	984.8	58.8	3
Towel	Piece	8,770.1	4,601.7	52.5	3
Rubber-soled socks	Pair	2,000.0	1,528.3	76.4	10
Matches	Piece	1,200.0	874.2	72.9	3
Soap	Piece	1,200.0	1,200.0	100.0	2
Paper	Piece	1,200.0	656.3	54.7	2
Cooking utensils	Piece	8,800.0	415.4	4.7	6
Lunch box	Piece	400.0	184.1	46.0	3
Letter paper	Piece	800.0	615.6	77.0	1
Plaster	Piece	4,200.0	2,329.0	55.5	2
Sockets	Piece	1,200.0	456.1	38.0	3
Tobacco	Piece	81,052.0	57,761.0	71.3	0.2
Sake	Koku	27,969.0	20,230.0	72.3	1.2

1/ Crop values were as follows:
Wheat ..... 10 points per delivered bale
Naked barley ..... 10 points per delivered bale
Potatoes ..... 2 points per delivered bale
Barley ..... 0.5 points per delivered kan

2/ One roll contains the equivalent of five square yards

SOURCE: Planning Section, Staple Food Bureau, Ministry of Agriculture and Forestry

TABLE 18 - DELIVERIES TO PREFECTURES OF INCENTIVE GOODS BY THE CENTRAL GOVERNMENT ON 1946 RICE AND RICE SUBSTITUTES AND SWEET POTATOES

Item	Gross allocation by Central Government	% of gross allocation received by prefectures as of		
		31 March 1947	30 June 1947	30 August 1947
Salt	24,480 M.T.	73	98	105
Sake	148,004 koku	78	98	111
Tobacco	350,000,000 pieces	56	82	92
Canned goods	10,554 M.T.	65	101	109
Fertilizer	257,492 M.T.	103	103	103
Miscellaneous goods 1/	4,279,800 points	31	83	91

1/

Item	Allocation	Point value
Work dress	837,900 suits	Two points / one suit
Women's clothes	150,000 suits	One point / " "
Baby clothes	300,000 suits	One point / " "
Knitted clothes	100,000 suits	One point / " "
Underclothes	100,000 suits	One point / " "
Tabi	100,000 pair	One point / one pair
Yarn	250,000 pounds	One point / one pound
Rubber-soled socks	1,110,000 pair	One point / one pair
Rubber boots	48,000 pair	One point / one pair
Elastic boots	80,000 "	One point / " "
Rubber boots--(short)	20,000 "	One point / " "
Bicycle tires	148,000 pieces	One point / one piece
Bicycle tubes	148,000 "	One point / " "
Tricycle tires	25,000 "	One point / " "
Tricycle tubes	25,000 "	One point / " "

SOURCE: Staple Food Bureau, Ministry of Agriculture and Forestry.

DECLASSIFIED E.O. 11652, Sec 3(E) and 5(D) or (E) NND# 760050

TABLE 19 - RATION DELIVERY, FAMILY EXPENDITURES AND STAPLE FOOD PRICES
TOKYO AND OSAKA, 1947

Period	TOKYO, 1947				OSAKA, 1947			
	Daily ration (monthly average) 1/ Grams per capita	Total family expenditure 1/ Yen per month	Non-ration price of rice Yen per kilogram	Effective price of all staples 2/ Yen per kilogram	Daily ration (monthly average) 1/ Grams per capita	Total family expenditure 1/ Yen per month	Non-ration price of rice Yen per kilogram	Effective price of all staples 2/ Yen per kilogram
Dec 30 - Jan 12	296	2,978	41.74	10.11	310	3,119	48.98	12.51
Jan 13 - Jan 26			45.78	9.09			51.96	12.91
Jan 27 - Feb 9	302	2,998	42.97	14.03	395	3,067	57.25	11.62
Feb 10 - Feb 23			42.52	10.88			63.25	15.71
Feb 24 - Mar 9	319	3,883	43.99	14.50	335	4,232	76.35	18.19
Mar 10 - Mar 23			35.92	14.48			88.15	24.37
Mar 24 - Apr 6	529	3,939	42.62	14.06	457	4,199	106.21	18.25
Apr 7 - Apr 20			57.70	13.06			112.04	13.15
Apr 21 - May 4			58.84	9.87			65.31	13.07
May 5 - May 18	307	4,605	62.38	20.99	321	5,067	115.81	23.84
May 19 - Jun 1			68.00	23.65			127.57	39.11
Jun 2 - Jun 15	261	5,105	79.20	25.68	311	5,777	139.82	31.27
Jun 16 - Jun 30			89.32	28.99			146.90	48.43
Jul 1 - Jul 15	290	6,662	106.81	38.82	222	6,252	144.12	50.68
Jul 16 - Jul 31			120.18				159.91	
Aug 1 - Aug 15	365	6,208	119.81	28.04	347	6,569	158.00	41.63
Aug 16 - Aug 31			92.76				133.98	
Sep 1 - Sep 15	366	6,114	95.04	26.18	335	6,548	128.70	40.08
Sep 16 - Sep 30			102.57				137.27	
Oct 1 - Oct 15	423	7,069	123.63	26.33	482	6,748	127.74	28.82
Oct 16 - Oct 31			111.50				114.75	
Nov 1 - Nov 15	326	6,917	110.64	30.19	394	6,785	118.47	26.22
Nov 16 - Nov 30			98.42				118.42	
Dec 1 - Dec 15	375	9,664	113.83	36.40	518	9,959	137.02	34.43
Dec 16 - Dec 31			116.13				143.80	

1/ Calendar months from January 1947.

2/ In terms of white rice equivalents.

SOURCES: Ration delivery: Ministry of Agriculture and Forestry; expenditures and prices: Consumer Price Survey, Economic and Scientific Section

DECLASSIFIED E.O. 11652, Sec 3(E) and 5(D) or (E) NND # 760050

DECLASSIFIED E.O. 11652, Sec 3(E) and 5(D) or (E) NND# 760050

RATION DELIVERY, FAMILY EXPENDITURES AND STAPLE FOOD PRICES

TOKYO—1947

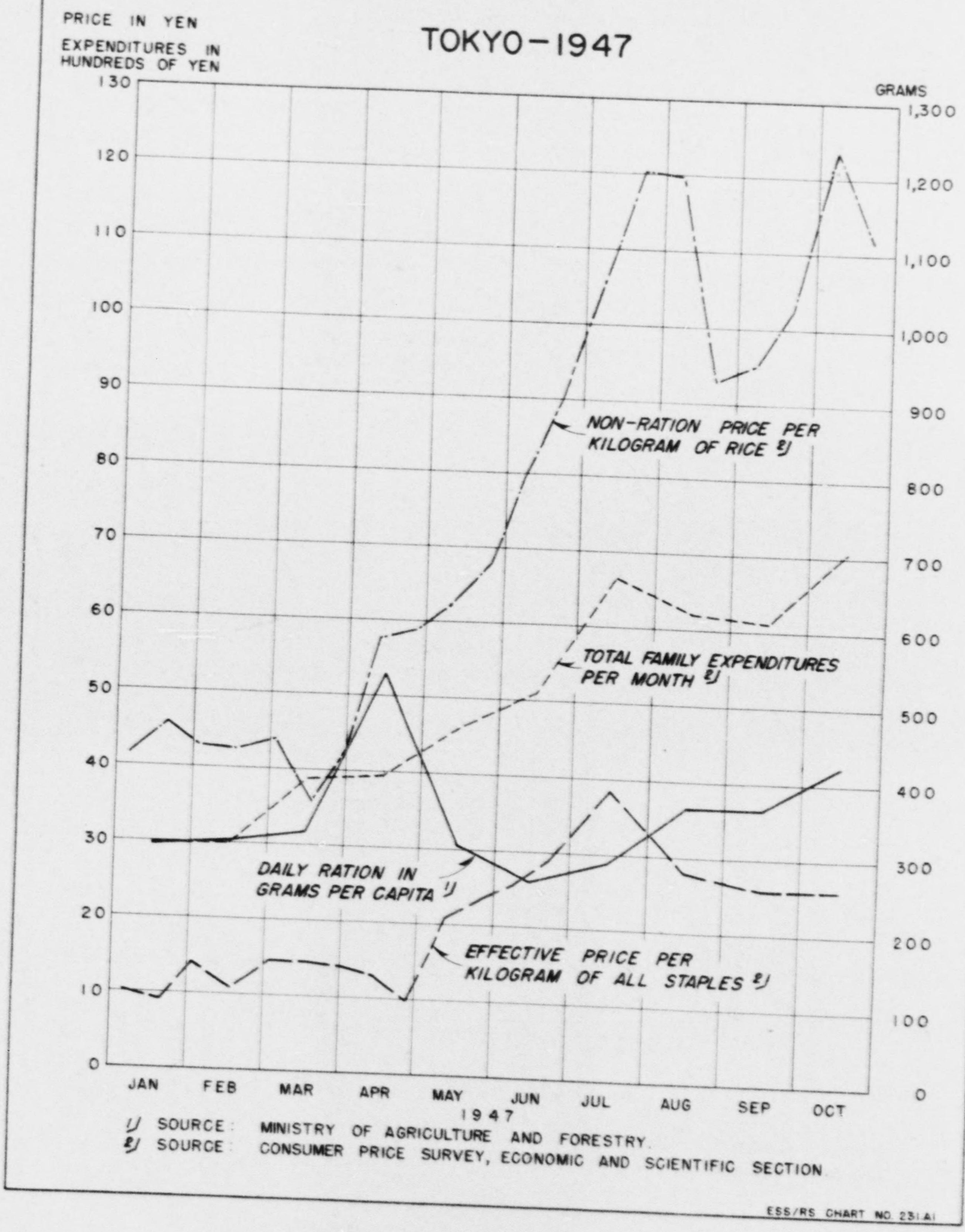

1/ SOURCE: MINISTRY OF AGRICULTURE AND FORESTRY.
2/ SOURCE: CONSUMER PRICE SURVEY, ECONOMIC AND SCIENTIFIC SECTION

ESS/RS CHART NO. 231.A1

Chart Number 13

DECLASSIFIED E.O. 11652, Sec 3(E) and 5(D) or (E) NND# 760050

RATION DELIVERY, FAMILY EXPENDITURES AND STAPLE FOOD PRICES

OSAKA - 1947

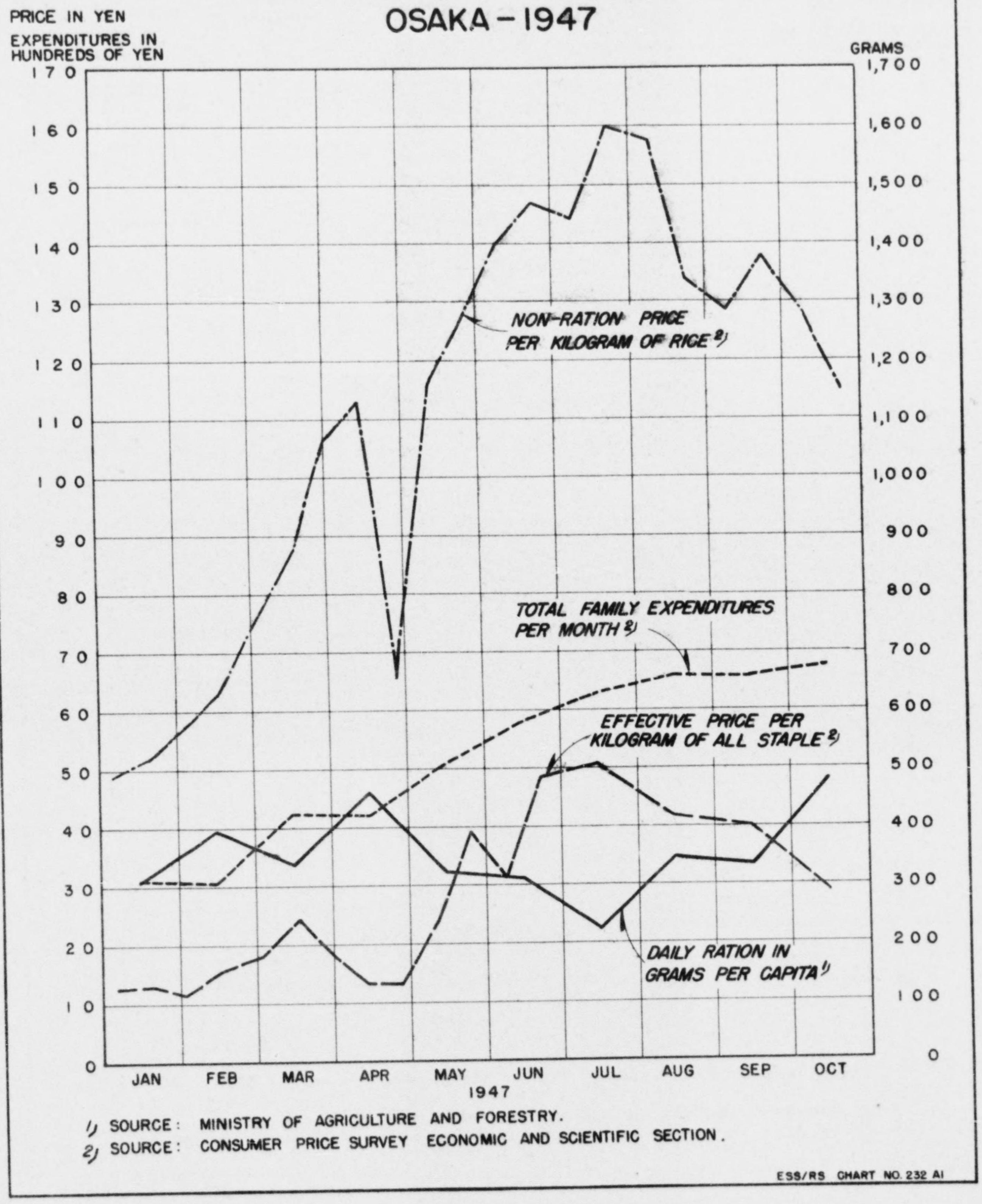

1/ SOURCE: MINISTRY OF AGRICULTURE AND FORESTRY.
2/ SOURCE: CONSUMER PRICE SURVEY ECONOMIC AND SCIENTIFIC SECTION.

ESS/RS CHART NO. 232 AI

Chart Number 14

DECLASSIFIED E.O. 11652, Sec 3(E) and 5(D) or (E) NND [redacted] 760050

TABLE 20 - PER CAPITA OFFICIAL DISTRIBUTION OF STAPLE FOOD IN TOKYO BY TYPE OF COMMODITY FROM AUGUST 1945

Kilograms per capita per month, brown rice equivalent

Period	Rice	Wheat and barley	Wheat flour and its products	Other grains and their products 1/	Potatoes and their products	Canned goods	TOTAL
1945							
Aug	7.8	0	0.7	4.2	2.7	0	15.4
Sep	4.6	0.1	0.9	2.2	0.5	0	8.3
Oct	6.2	0.2	1.1	0.6	1.7	0	9.8
Nov	4.9	0.2	1.3	0.3	2.8	0	9.5
Dec	7.9	0.3	1.5	0.3	0.3	0	10.3
1946							
Jan	10.1	0.1	0.3	0	0	0	10.5
Feb	8.3	0.4	1.3	0.1	0	0	10.1
Mar	6.7	0.2	2.5	0	0	0	9.4
Apr	5.3	0.1	2.4	0.1	0	0	7.9
May	3.0	0.2	3.4	0	0.2	0	6.8
Jun	1.3	0.5	5.5	0.1	0.1	0.1	7.6
Jul	0.4	0.2	7.2	0	0.5	1.2	9.5
Aug	0.2	0.5	7.6	1.0	0	1.1	10.4
Sep	0.4	0.6	4.8	0.3	1.3	0.5	7.9
Oct	3.2	0.4	2.3	0.1	4.2	0.6	10.8
Nov	9.3	0.1	0	0	1.0	0	10.4
Dec	10.3	0.1	0.4	0	0.7	0	11.5
1947							
Jan	6.3	0.2	2.4	0	0.1	0	9.0
Feb	5.9	0.2	2.3	0	0	0	8.4
Mar	4.9	0.7	3.5	0.4	0.1	0.1	9.7
Apr	6.2	1.2	3.2	4.8	0.4	0.1	15.9
May	2.5	0.7	2.3	3.2	0.1	0.4	9.2
Jun	2.6	0.8	2.2	2.1	0	0	7.7
Jul	1.9	0.3	3.2	3.4	0.2	0	9.0
Aug	1.1	1.1	4.8	3.5	0.8	0	11.3
Sep	0.4	1.1	6.2	2.5	0.2	0.4	10.8
Oct	1.8	0.8	7.2	2.1	3.0	0.1	15.0
Nov	6.1	0.1	0.1	0.8	2.8	0	9.9
Dec	8.4	0.3	1.9	.0	0.5	0.3	11.4

1/ Includes peas and beans.

SOURCE: Tokyo Foodstuffs Control Corporation

DECLASSIFIED E.O. 11652, Sec 3(E) and 5(D) or (E) NND [redacted]# 760050

PER CAPITA OFFICIAL DISTRIBUTION OF STAPLE FOODS IN TOKYO

BY TYPE OF COMMODITY, FROM AUGUST 1945

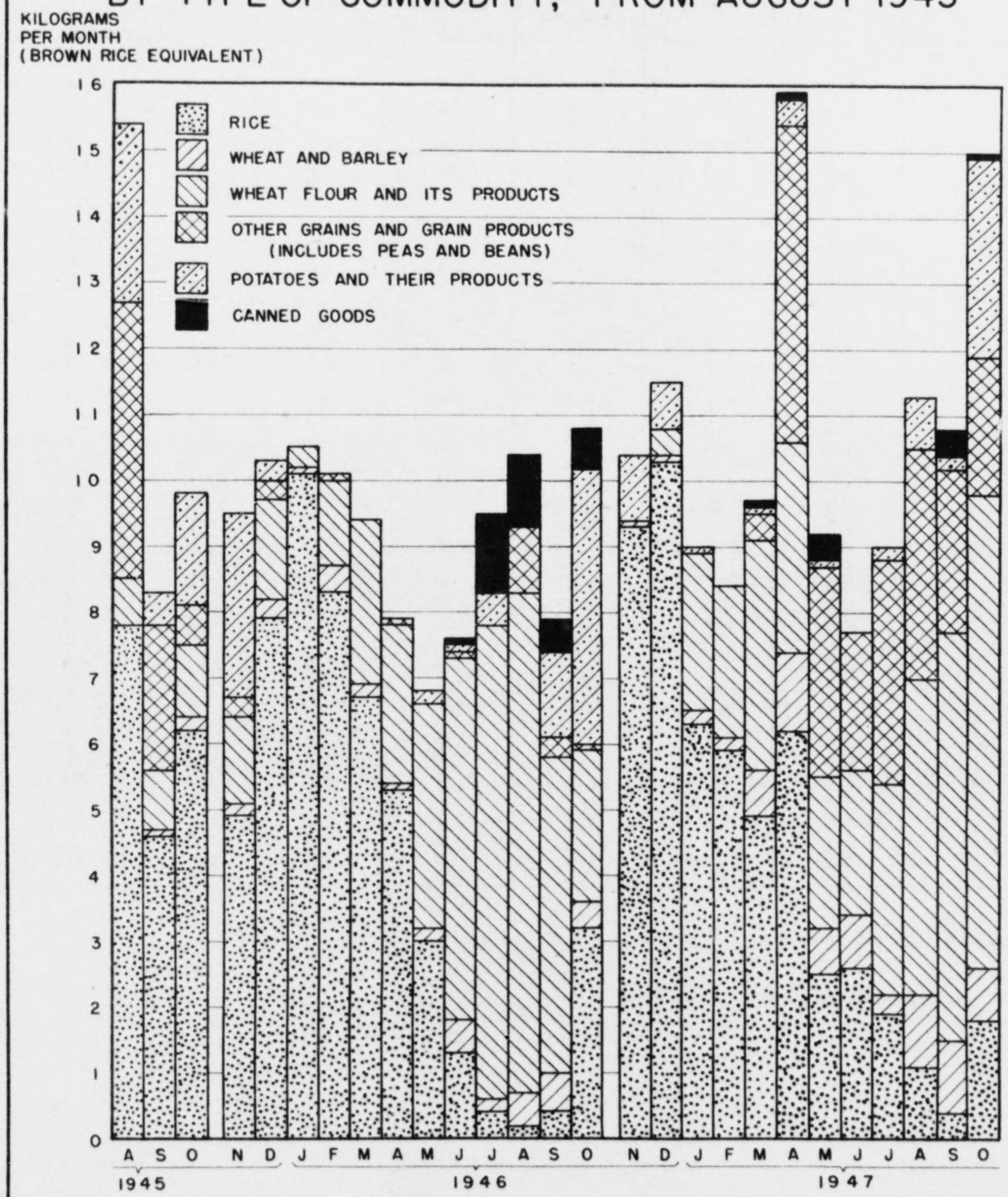

SOURCE: TOKYO FOODSTUFFS CONTROL CORPORATION

ESS/RS CHART NO. 233A1

Chart Number 15

DECLASSIFIED E.O. 11652, Sec 3(E) and 5(D) or (E) NND# 760050

TABLE 21 - MAXIMUM NUMBER OF DAYS' RATION DELAY 1/ AND AVERAGE EFFECTIVE PRICES 2/ OF STAPLE FOOD, TWENTY CITIES 1946-47

Cities	Maximum number 1/ of days' ration delay	Average effective price 2/ Yen per Kg
Kinki and Shikoku Districts		
Matsuyama	8.1	13.81
Otsu	8.5	12.01
Tokushima	10.0	13.17
Nara	10.0	14.49
Kobe	14.2	17.89
Kyoto	22.7	23.31
Osaka	24.7	24.39
Other Districts (except Hokkaido)		
Toyama	9.0	9.53
Sendai	10.0	9.59
Tottori	10.0	10.94
Aomori	18.0	12.00
Toyohashi	18.9	12.61
Shimonoseki	19.4	12.88
Chiba	20.0	14.31
Nagoya	21.0	14.82
Kofu	23.9	14.48
Yokohama	24.1	17.65
Tokyo	25.4	18.08
Hiroshima	26.6	18.28
Yawata	31.7	13.66

1/ Maximum accumulated days' ration delay occurring after February 1947; data previous to March are not available, but it is assumed that in no case would the maximum have occurred earlier in the rice year.

2/ Arithmetic average of effective monthly prices of staple foods from November 1946 through August 1947, from Consumer Price Survey.

SOURCES: Ministry of Agriculture and Forestry and Economic and Scientific Section

DECLASSIFIED E.O. 11652, Sec 3(E) and 5(D) or (E) NND [redacted] 760050

MAXIMUM NUMBER OF DAYS' RATION DELAY AND AVERAGE EFFECTIVE PRICES OF STAPLE FOOD-20 CITIES NOVEMBER 1946-AUGUST 1947

KINKI AND SHIKOKU DISTRICTS SEVEN CITIES

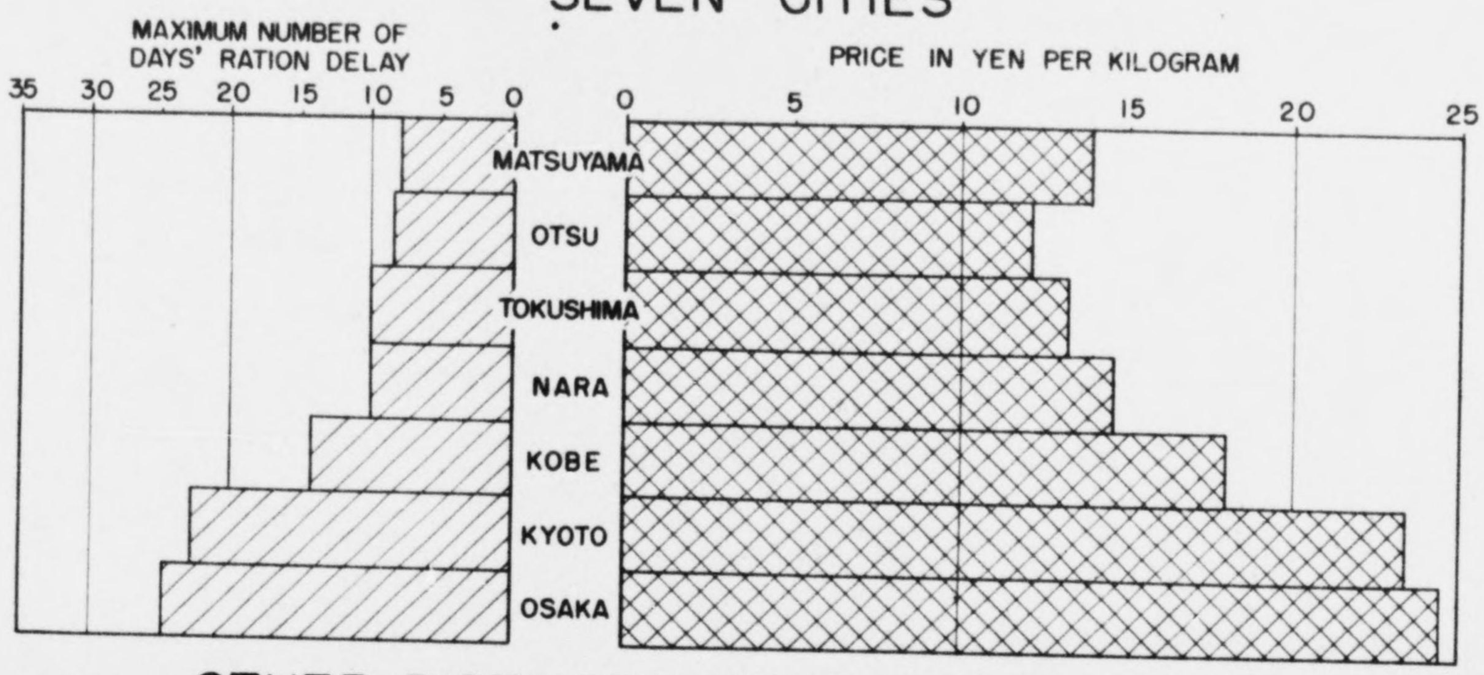

OTHER DISTRICTS (EXCEPT HOKKAIDO) THIRTEEN CITIES

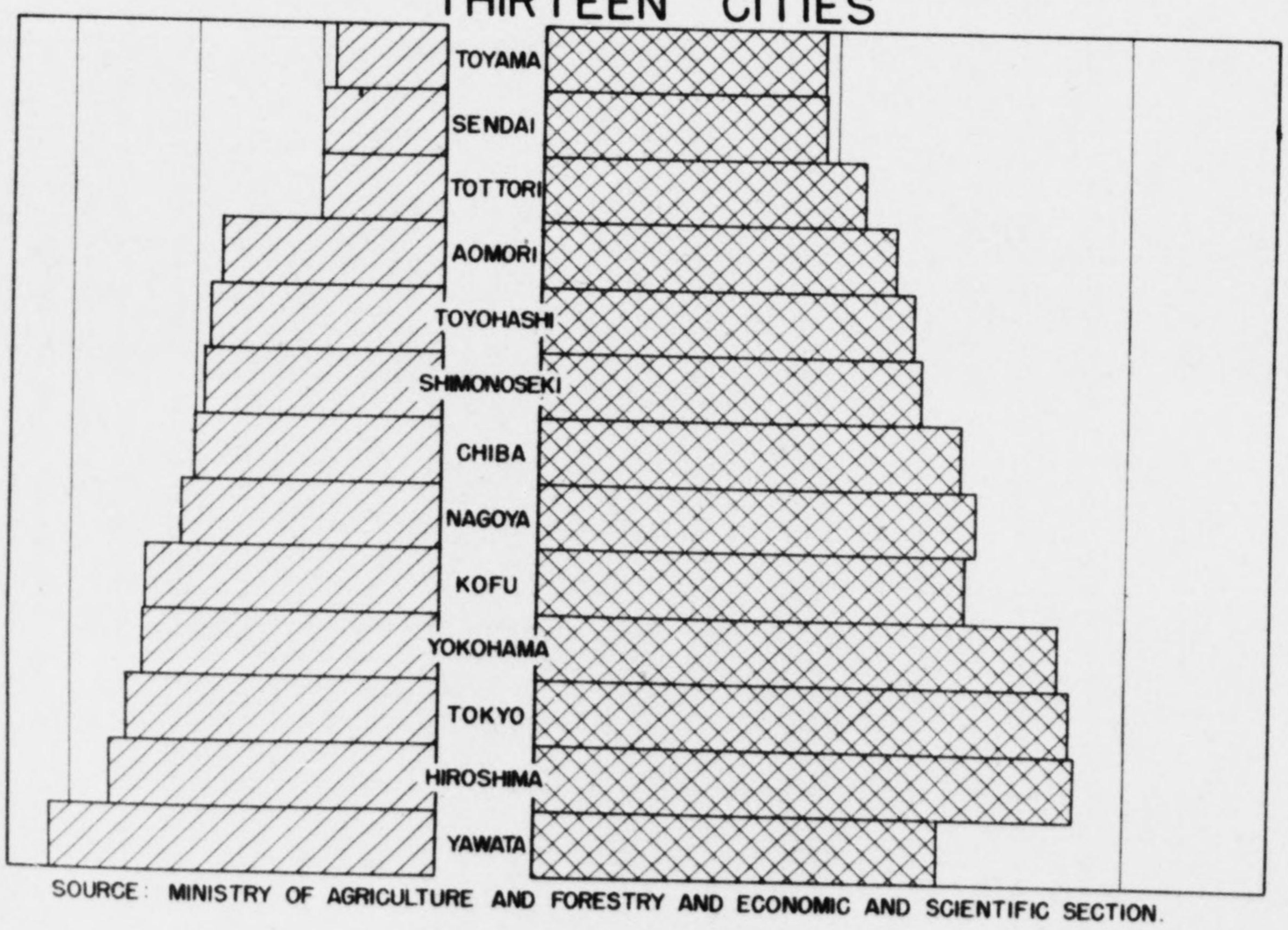

SOURCE: MINISTRY OF AGRICULTURE AND FORESTRY AND ECONOMIC AND SCIENTIFIC SECTION.

ESS/RS CHART NO. 243A1

Chart Number 16

TABLE 22 - PRICE OF RICE 1/
AVERAGE NON-RATION AND EFFECTIVE PRICES IN SELECTED CITIES
1946 - 1947

Prices in Yen per Kilogram

Period	Tokyo		Osaka		Nagoya		Kyoto		Kobe		Yokohama	
	Non-ration price	Effective price 2/	Non-ration price	Effective price 2/	Non-ration price	Effective price 2/	Non-ration price	Effective price 2/	Non-ration price	Effective price 2/	Non-ration price	Effective price 2/
1946												
Jul	51.96	39.24	n.a.	n.a.	n.a.	n.a.	n.a.	n.a.	n.a.	n.a.	53.21	52.94
Aug	39.15	41.19	77.80	43.58	52.36	14.32	64.64	62.71	64.98	35.56	99.29	52.33
Sep	42.35	27.30	58.81	40.92	48.77	13.78	49.13	26.28	56.99	31.02	45.51	35.33
Oct	44.48	12.50	53.55	16.75	36.67	8.74	50.76	8.68	49.49	7.99	43.16	9.66
Nov	39.07	5.95	46.88	8.16	40.50	8.38	41.76	5.37	39.41	4.93	38.78	4.67
Dec	41.04	8.35	47.06	9.53	41.98	6.38	48.71	10.00	44.10	7.80	44.54	6.81
1947												
Jan	43.75	7.91	52.12	9.85	40.76	6.46	47.70	8.71	45.91	9.09	44.70	9.84
Feb	42.65	9.51	63.87	12.93	41.77	5.88	56.64	9.36	55.25	10.53	47.91	9.37
Mar	40.27	11.46	88.55	17.87	41.06	6.03	80.52	11.02	74.75	12.06	52.71	9.03
Apr	54.22	10.62	93.70	13.02	56.94	8.06	92.36	12.54	94.48	14.47	58.91	8.45
May	65.23	31.18	118.39	36.67	72.89	20.36	102.07	15.91	113.19	27.74	76.59	22.79
Jun	84.25	39.88	142.86	46.69	93.18	22.26	129.04	36.72	130.33	30.09	92.95	49.02
Jul	113.60	57.56	152.40	60.94	112.53	28.05	141.55	70.44	142.18	70.12	108.68	40.18
Aug	108.25	67.59	145.08	87.81	111.92	54.07	136.94	92.02	147.05	38.97	116.46	83.93
Sep	98.64	75.80	133.07	130.83	105.78	79.19	123.10	95.52	119.37	116.59	109.12	87.23
Oct	118.18	62.64	123.06	40.37	103.11	32.85	136.25	43.45	129.55	36.65	124.80	57.30
Nov	105.44	30.93	118.45	22.48	105.94	37.95	130.97	25.78	128.46	22.31	111.77	21.58
Dec	115.13	34.20	141.89	28.80	85.81	23.66	107.79	29.42	129.83	28.21	121.41	21.73

1/ Data shown are composite prices for various grades of rice. Official price of rice during the period is as follows: July through October 1946, ¥1.95 per kg.; November 1, 1946 to July 5, 1947, ¥3.64 per kg; July 6, 1947 to October 31, 1947, ¥9.97 per kg.; November 1, 1947, ¥14.96 per kg.

2/ Effective price is the average for official ration and non-ration purchases weighted according to the quantities purchased at each price.

SOURCE: Consumer Price Survey, Economic and Scientific Section

DECLASSIFIED E.O. 11652, Sec 3(E) and 5(D) or (E) NND# 760050

DECLASSIFIED E.O. 11652, Sec 3(E) and 5(D) or (E) NND# 760050

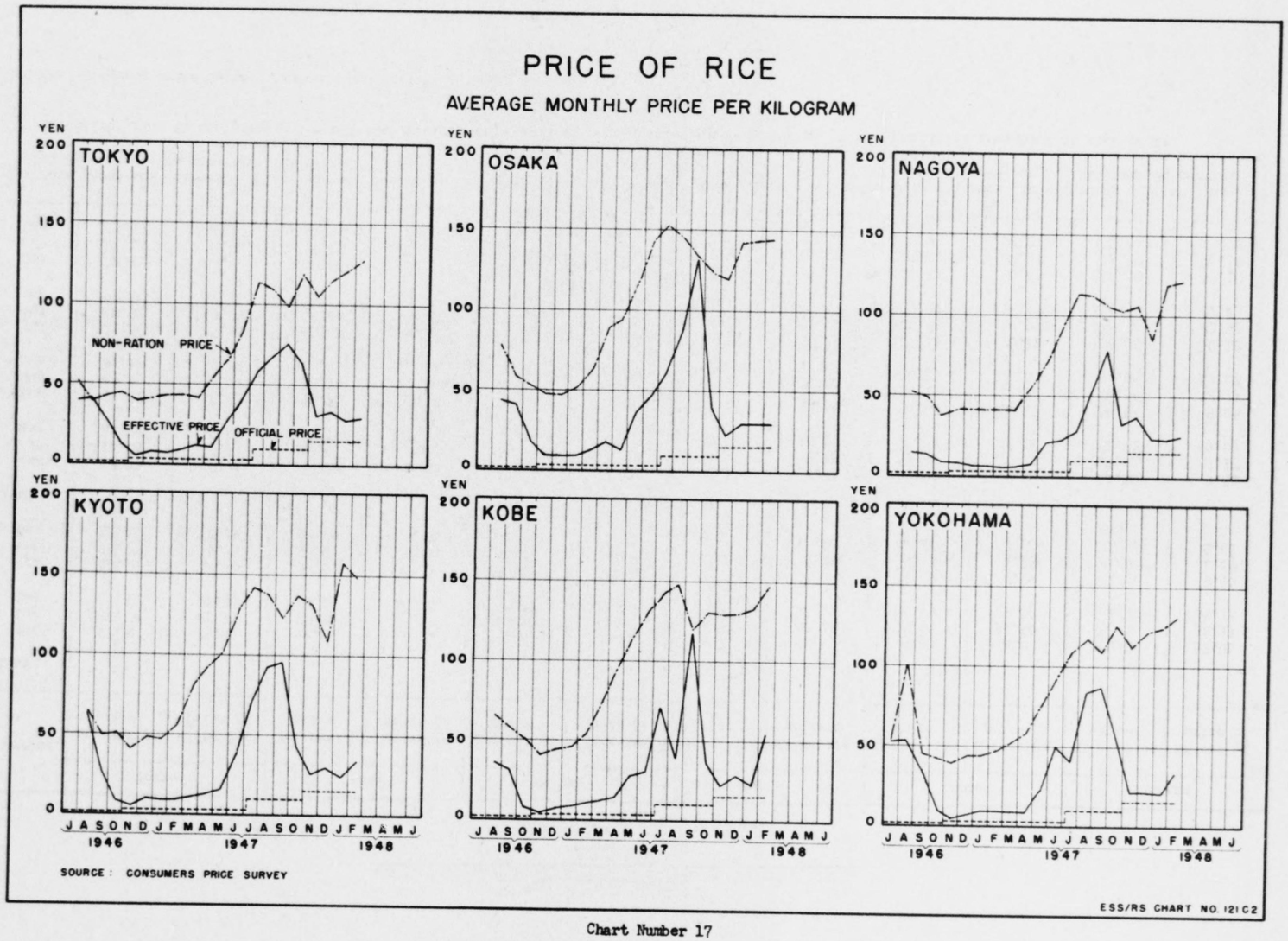

Chart Number 17

DECLASSIFIED E.O. 11652, Sec 3(E) and 5(D) or (E) NND# 760050

TABLE 23 - DAILY RATION ALLOWANCE BY GROUPS
JAPAN, 1946-47

Polished rice equivalents

Group	Grams per capita per day	Calories per capita per day
Basic ration		
1 - 2 years	160	562
3 - 5 years	220	772
6 - 10 years	290	1018
11 - 15 years	370	1299
16 - 25 years	380	1334
26 - 60 years	355	1246
61 and more years	320	1123
Supplementary ration 1/		
Pregnant women	70	246
Laborers 2/	70-485	246-1702

1/ Supplementary to the basic daily ration shown above. For laborers, the supplement applies only to working days.

2/ Rations for certain laboring groups are not included in this range. In some industries, the ration is on a monthly basis, while fishermen receive an allowance according to their catch, e.g., 3500 grams (12,285 calories) per 100 kan (375 kilograms) of fresh fish.

SOURCE: Ministry of Agriculture and Forestry.

DECLASSIFIED E.O. 11652, Sec 3(E) and 5(D) or (E) NND# 760050

TABLE 23 - DAILY RATION ALLOWANCE BY GROUPS JAPAN, 1946-47

Polished rice equivalents

Group	Grams per capita per day	Calories per capita per day
Basic ration		
1 - 2 years	160	562
3 - 5 years	220	772
6 - 10 years	290	1018
11 - 15 years	370	1299
16 - 25 years	380	1334
26 - 60 years	355	1246
61 and more years	320	1123
Supplementary ration 1/		
Pregnant women	70	246
Laborers 2/	70-485	246-1702

1/ Supplementary to the basic daily ration shown above. For laborers, the supplement applies only to working days.

2/ Rations for certain laboring groups are not included in this range. In some industries, the ration is on a monthly basis, while fishermen receive an allowance according to their catch, e.g., 3500 grams (12,285 calories) per 100 kan (375 kilograms) of fresh fish.

SOURCE: Ministry of Agriculture and Forestry.

DECLASSIFIED E.O. 11652, Sec 3(E) and 5(D) or (E) NND# 760050

Results of Nutrition Surveys - Japan - 1946-1947

TABLE 24 - NUTRIENTS IN GRAMS AND CALORIES, CONSUMED PER CAPITA PER DAY

Tokyo

	Dec 1945	May 1946	Aug 1946	Nov 1946	Feb 1947	May 1947	Aug 1947
Number of persons	16,020	13,097	13,368	13,299	13,316	12,916	12,613
Pop. ratio adult unit	0.875	0.822	0.829	0.828	0.834	0.831	0.820
Protein (g)							
Animal	13.6	12.9	18.4	14.5	16.4	12.9	9.6
Vegetable	50.6	37.8	52.9	42.0	41.5	53.8	47.4
TOTAL	64.2	50.7	71.3	56.5	57.9	66.7	57.0
Fat (g)	n.a.	13.3	20.3	13.7	10.2	11.7	11.9
Carbohydrate (g)	n.a.	248.7	329.0	413.0	388.2	344.2	331.1
Calories							
Ration	1,080	775	1,276	1,342 1/	934	1,337	1,029
Free market	787	495	430	574	924	410	610
Home product	23	20	75	86	19	16	38
Gift	81	62	47	49	44	29	27
TOTAL	1,971	1,352	1,828	2,051	1,921	1,792	1,704

1/ Ration increased from 2.1 go (297 grams of polished rice) of staple food to 2.5 go (355 grams of polished rice) 1 November 1946.

SOURCE: Public Health and Welfare Section

DECLASSIFIED E.O. 11652, Sec 3(E) and 5(D) or (E) NND# 760050

Results of Nutrition Surveys - Japan - 1946-1947

TABLE 25 - GRAMS OF VARIOUS CLASSES OF FOOD CONSUMED PER CAPITA PER DAY

Tokyo

	Dec.1/ 1945	May 1946	Aug. 1946	Nov. 1946	Feb. 1947	May 1947	Aug. 1947
Grains							
Rice	256	214.4	56.1	269.6	285.6	212.5	111.5
Wheat	38	87.5	281.9	45.1	47.1	98.7	179.7
Barley			23.5	10.9	5.1	30.1	29.4
Others	11	8.9	7.7	2.2	1.6	21.6	70.0
TOTAL	305	310.8	369.2	327.8	339.4	362.9	390.6
Potatoes							
Sweet	433	30.8	6.2	503.0	394.3	98.5	5.7
White	13	24.7	110.5	20.9	28.5	39.9	139.0
Others	6	8.1	0.2	30.0	11.2	18.2	-
TOTAL	452	63.6	116.9	553.9	434.0	156.6	144.7
Nuts, etc.	n.a.	0.3	0.2	0.7	0.3	0.3	0.2
Sugars	n.a.	0.8	1.0	0.8	1.2	0.9	0.8
Oils	n.a.	1.7	6.1	2.0	1.8	1.6	1.4
Legumes							
Soya	13	27.8	1.2	1.3	1.5	0.5	1.1
Soy products2/	24		12.5	13.3	16.2	18.5	14.7
Other beans	2	3.9	3.2	4.1	2.3	66.3	7.1
Animal foods							
Fish	52	109.5	55.3	52.5	60.5	58.3	41.3
Meat, poultry	n.a.	2.1	29.5	11.0	5.8	5.5	2.9
Eggs	n.a.	1.3	1.5	1.3	1.6	2.4	1.6
Milk	n.a.	1.0	0.7	0.7	0.6	0.7	0.5
Leafy, green and yellow vegetables	101	130.4	201.9	93.8	69.3	73.9	118.4
Other fruits and vegetables							
Citrus, tomato	18	1.5	66.1	5.3	4.3	3.7	70.6
Other fruits	n.a.	n.a.	10.5	8.0	1.5	0.9	7.0
Other veg.	193	71.2	160.5	137.9	138.7	70.5	99.1
TOTAL	211	72.7	237.1	151.2	144.5	75.1	176.7
Seaweeds	n.a.	17.1	2.6	8.0	5.5	4.4	2.1
Processed vegetables							
Dried	4	4.5	0.5	1.1	1.1	1.9	0.2
Pickled	-	10.9	28.2	29.2	47.2	29.8	17.6
Flavors	12	17.4	47.3	19.5	16.8	15.8	18.7
Others	n.a.	4.3	n.a.	n.a.	1.5	n.a.	n.a.

1/ 10 families only.

2/ Soybean products consist largely of miso and shoyu and represent 1/3 soybeans by weight.

SOURCE: Public Health and Welfare Section.

DECLASSIFIED E.O. 11652, Sec 3(E) and 5(D) or (E) NND# 760050

URBAN AND RURAL NUTRITION LEVELS

JAPAN, 1945-1947

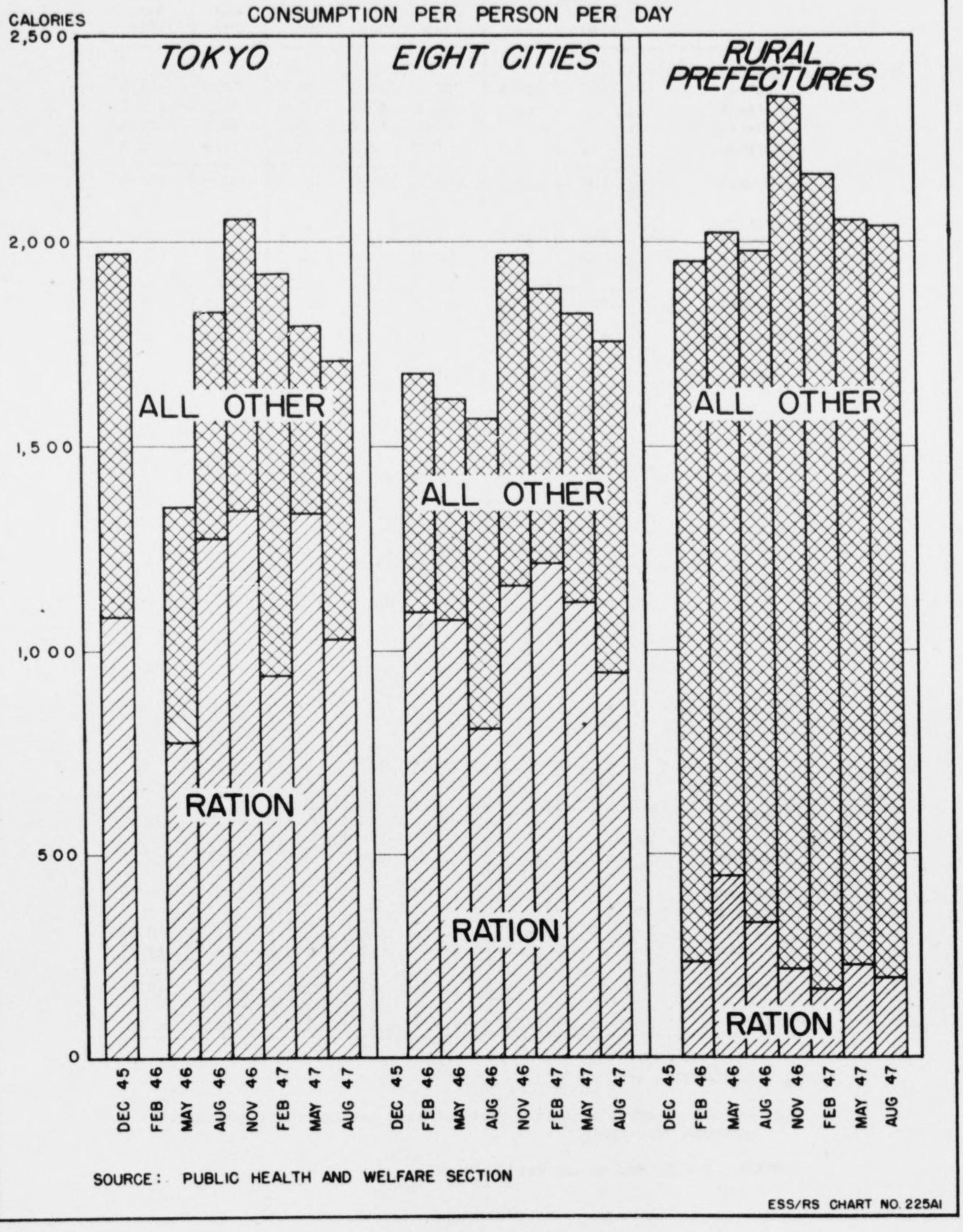

SOURCE: PUBLIC HEALTH AND WELFARE SECTION

ESS/RS CHART NO. 225AI

DECLASSIFIED E.O. 11652, Sec 3(E) and 5(D) or (E) NND# 760050

TABLE 26 - NUTRIENTS IN GRAMS AND CALORIES, CONSUMED PER CAPITA PER DAY

Eight Cities 1/

	Feb 2/ 1946	May 1946	Aug 1946	Nov 1946	Feb 1947	May 1947	Aug 1947	Cities 1926 3/
Number of persons	13,810	22,135	21,744	21,681	21,803	22,393	22,416	19,375
Pop. ratio adult unit	0.812	0.815	0.819	0.823	0.821	0.817	0.814	(0.823)
Protein (g)								
Animal	15.6	18.6	10.3	16.3	14.1	19.5	12.4	16.0
Vegetable	45.0	42.5	45.5	43.9	46.4	43.5	48.2	41.0
TOTAL	60.6	61.1	55.8	60.2	60.5	63.0	60.6	57.0
Fat (g)	n.a.	13.7	12.7	12.7	12.2	13.4	13.2	17.0
Carbohydrate (g)	n.a.	303.6	294.2	395.0	372.9	351.5	339.8	430.0
Calories								
Ration	1,092	1,077	807	1,157 4/	1,216	1,115	943	n.a.
Free market	443	423	575	667	567	609	698	n.a.
Home product	53	54	129	103	62	65	86	n.a.
Gift	89	59	56	41	39	33	30	n.a.
TOTAL	1,677	1,613	1,567	1,968	1,884	1,822	1,757	2,122

1/ Nagoya, Osaka, Kure, Fukuoka, Sapporo, Sendai, Kanazawa, and Matsuyama.

2/ Four cities.

3/ Average results of study on 4784 families of various incomes conducted by the Japanese Imperial Government, October and May, 1926. The data included studies on salaried workers, officials, bank employees, teachers, policemen, factory workers, miners, transportation workers, and day laborers.

4/ Ration increased from 2.1 go (297 grams of polished rice) of staple food to 2.5 go (355 grams of polished rice) 1 November 1946.

SOURCE: Public Health and Welfare Section

DECLASSIFIED E.O. 11652, Sec 3(E) and 5(D) or (E) NND# 760050

Results of Nutrition Surveys - Japan - 1946-1947

TABLE 27 - GRAMS OF VARIOUS CLASSES OF FOOD CONSUMED PER CAPITA PER DAY

Eight Cities

	May 1946	Aug 1946	Nov. 1946	Feb. 1947	May 1947	Aug. 1947	1926
Grains							
Rice	286.8	99.6	199.9	328.9	269.8	156.0	418.0
Wheat	57.5	158.2	76.3	65.0	48.0	111.2	11.0
Barley		37.3	21.8	9.8	15.5	49.2	
Others	7.9	13.3	5.9	3.4	47.2	55.1	25.0
TOTAL	352.2	308.4	303.9	407.1	380.5	371.5	454.0
Potatoes							
Sweet	10.5	11.7	458.4	110.5	72.7	6.7	1/
White	41.8	142.1	43.0	39.7	67.8	174.1	1/
Others	5.6	0.3	35.5	13.7	14.6	0.2	1/
TOTAL	57.9	154.1	536.9	163.9	155.1	181.0	1/
Nuts, etc.	0.03	0.3	0.3	0.03	0.06	0.1	n.a.
Sugars	0.2	0.4	1.0	1.1	1.5	0.6	41.0 2/
Oils	1.7	2.5	1.6	1.5	1.0	1.9	2/
Legumes							
Soya	22.2	4.5	1.5	3.6	2.2	4.4	16.0 3/
Soy products 4/		16.5	19.0	26.4	21.3	20.4	n.a.
Other beans	18.6	3.7	5.4	3.0	2.7	5.4	n.a.
Animal foods							
Fish	81.0	34.6	70.7	67.0	74.6	49.8	63.0
Meat, poultry	3.3	8.2	8.6	6.0	10.1	6.4	7.0
Eggs	2.0	1.8	0.9	2.0	2.6	2.0	6.0
Milk	1.3	2.0	2.1	1.2	1.3	1.4	11.0
Leafy, green and yellow vegetables	125.2	206.5	109.6	65.1	106.5	130.9	1/
Other fruits and vegetables							
Citrus, tomato	1.1	26.0	6.9	7.1	5.3	36.2	1/
Other fruits	0.2	14.8	16.2	3.8	3.8	13.9	38.0
Other veg.	128.8	214.7	240.1	223.6	120.6	193.7	200.0
TOTAL	130.1	255.5	263.2	234.5	129.7	243.8	238.0
Seaweeds	8.1	6.7	6.0	9.9	6.4	4.4	n.a.
Processed vegetables							
Dried	4.1	1.1	0.3	5.9	7.3	0.9	5.0 5/
Pickled	25.5	19.7	38.1	59.5	42.9	30.2	89.0
Flavors	18.7	16.7	24.9	35.9	23.0	21.5	77.0
Others	4.4	n.a.	n.a.	n.a.	n.a.	n.a.	n.a.

1/ Included in "Other vegetables", or "Other fruits".
2/ Candies and cakes. Sugar and oils included in "Flavors."
3/ Beans only. Miso and shoyu included in "Flavors," tofu included in "Processed vegetables" (pickled).
4/ Soybean products consist largely of miso and shoyu and represent approximately 1/3 soybeans by weight.
5/ Includes other dried foods.

SOURCE: Public Health and Welfare Section.

DECLASSIFIED E.O. 11652, Sec 3(E) and 5(D) or (E) NND# 760050

Results of Nutrition Surveys - Japan - 1946-1947

TABLE 28 - NUTRIENTS IN GRAMS AND CALORIES, CONSUMED PER CAPITA PER DAY

Rural (27) Prefectures 1/

	Feb 2/ 1946	May 1946	Aug 1946	Nov 1946	Feb 1947	May 1947	Aug 1947	Rural 1926 3/
Number of persons	37,836	49,609	49,436	48,759	48,206	49,391	50,928	3,913
Pop. ratio adult unit	0.818	0.893	0.876	0.912	0.840	0.882	0.887	(0.894)
Protein (g)								
Animal	4.8	6.9	5.4	7.0	5.7	8.1	6.0	12.0
Vegetable	47.8	53.0	54.4	55.5	53.3	49.4	53.8	76.0
TOTAL	52.6	59.9	59.8	62.5	59.0	57.5	59.8	88.0
Fat (g)	n.a.	12.8	12.2	11.9	10.4	11.1	11.0	16.0
Carbohydrate (g)	n.a.	395.2	394.4	481.4	446.4	418.9	421.7	588.0
Calories								
Ration	233	445	328	218	169	225	194	n.a.
Free market	75	72	73	85	72	126	82	n.a.
Home product	1,613	1,486	1,563	2,039	1,914	1,686	1,754	n.a.
Gift	31	19	14	14	10	15	11	n.a.
TOTAL	1,952	2,022	1,978	2,356	2,165	2,052	2,041	2,919

1/ Ibaraki, Tochigi, Gumma, Saitama, Chiba, Tokyo, Kanagawa, Shizuoka, Aichi, Shiga, Kyoto, Osaka, Hyogo, Wakayama, Okayama, Hiroshima, Fukuoka, Saga, Kumamoto, Hokkaido, Iwate, Miyagi, Toyama, Ishikawa, Fukui, Ehime and Kochi.

2/ Nineteen prefectures.

3/ Average results from nutrition surveys on 670 families with various incomes conducted by the Imperial Japanese Government, October to May, 1926. The data include studies on independent farmers who both own and rent land and farmers who rent land.

SOURCE: Public Health and Welfare Section

DECLASSIFIED E.O. 11652, Sec 3(E) and 5(D) or (E) NND# 760050

Results of Nutrition Surveys - Japan - 1946-1947

TABLE 29 - GRAMS OF VARIOUS CLASSES OF FOOD CONSUMED PER CAPITA PER DAY

Rural (27) Prefectures

	May 1946	Aug. 1946	Nov. 1946	Feb. 1947	May 1947	Aug. 1947	Rural 1926
Grains							
Rice	316.1	202.9	298.4	381.0	346.4	267.1	552.0
Wheat	130.1	84.2	35.8	24.9	29.2	74.0	63.0
Barley		118.9	76.9	43.5	54.3	102.3	
Others	16.8	26.6	18.9	17.6	15.5	17.9	37.0
TOTAL	463.0	432.6	430.0	467.0	445.4	461.3	652.0
Potatoes							
Sweet	69.0	7.8	446.6	207.2	153.9	11.1	1/
White	63.4	198.6	29.2	40.5	58.3	190.6	1/
Others	22.3	7.7	60.3	26.4	29.3	1.1	1/
TOTAL	154.7	214.1	536.1	274.1	241.5	202.8	1/
Nuts, etc.	0.3	0.13	0.7	0.2	0.3	0.3	n.a.
Sugars	0.1	0.04	0.4	0.5	0.5	0.3	21.0 2/
Oils	0.4	1.0	0.7	0.5	0.5	0.7	2/
Legumes							
Soya	43.4	1.5	3.3	4.4	2.5	2.1	39.0 3/
Soy products 4/		36.6	42.1	42.2	36.0	34.5	n.a.
Other beans	4.8	6.1	4.2	3.1	7.4	9.2	n.a.
Animal foods							
Fish	26.1	17.4	27.2	22.1	29.4	23.7	44.0
Meat, poultry	0.9	2.3	2.3	1.8	3.1	1.0	3.0
Eggs	1.6	1.3	0.5	1.1	1.7	1.3	3.0
Milk	5.2	5.7	2.3	0.8	3.7	4.4	3.0
Leafy, green and yellow Vegetables	117.0	194.2	131.6	76.1	85.7	134.3	1/
Other fruits and vegetables							
Citrus, tomato	0.8	29.7	1.7	6.6	1.7	37.6	1/
Other fruits	0.5	25.0	8.8	0.8	0.4	18.9	33.0
Other veg.	67.0	164.3	167.9	200.7	82.6	141.6	292.0
TOTAL	68.3	219.0	178.4	208.1	84.7	198.1	325.0
Seaweeds	6.1	1.4	2.9	1.6	2.5	0.9	n.a.
Processed vegetables							
Dried	4.3	0.4	0.5	3.8	7.3	1.3	5.0 5/
Pickled	48.9	69.7	75.1	87.9	64.7	59.4	89.0
Flavors	10.1	14.7	13.3	18.7	14.7	19.7	104.0
Others	3.1	n.a.	n.a.	n.a.	n.a.	n.a.	n.a.

1/ Included in "Other vegetables" or "Other fruits".
2/ Candies and cakes. Sugar and oils are included in "Flavors".
3/ Beans only. Miso and shoyu are included in "Flavors". Tofu included in "Processed vegetables" (pickled).
4/ Soybean products consist largely of miso and shoyu and represent approximately 1/3 soybeans by weight.
5/ Includes other dried foods.

SOURCE: Public Health and Welfare Section.

DECLASSIFIED E.O. 11652, Sec 3(E) and 5(D) or (E) NND # 760050

Results of Nutrition Surveys - Japan - 1946-1947

TABLE 30 - NUTRITIVE VALUE OF FOOD CONSUMED 1/ PER CAPITA PER DAY

Tokyo, Eight Cities, Rural (27) Prefectures, Coal Mines

Period	Calories	Protein Grams	Fat Grams	Carbo-hydrates Grams	Ca Mgm	Fe Mgm	A IU	Vitamins B_1 Mgm	Vitamins B_2 Mgm	Vitamins C Mgm
Tokyo										
May 46	1,352	50.7	13.3	249	305	35	4,213	1.08	.57	101
Aug 46	1,828	71.3	20.3	329	195	46	6,318	1.94	.77	185
Nov 46	2,051	56.5	13.7	413	244	55	3,019	1.03	.67	242
Feb 47	1,921	57.9	10.2	388	226	48	2,241	1.53	.62	192
May 47	1,792	66.7	11.7	344	259	63	2,397	1.67	.62	94
Aug 47	1,704	57.0	11.9	331	180	41	3,916	1.74	.67	132
8 cities										
May 46	1,613	61.1	13.7	304	365	52	5,720	2.42	.78	147
Aug 46	1,567	55.8	12.7	294	252	67	8,895	1.55	.88	216
Nov 46	1,968	60.2	12.7	395	389	75	6,089	1.82	.94 2/	269
Feb 47	1,884	60.5	12.2	373	256	42	2,239	1.41	.61	128
May 47	1,822	63.0	13.4	352	220	38	3,303	1.37	.63	118
Aug 47	1,757	60.6	13.2	340	215	46	4,146	1.64	.72	154
Rural (27) pref.										
May 46	2,022	59.9	12.8	395	292	58	5,661	1.96	.84	119
Aug 46	1,978	59.8	12.2	394	273	76	7,898	1.85	.97 2/	204
Nov 46	2,356	62.5	11.9	481	309	86	5,594	2.25	.99 2/	254
Feb 47	2,165	59.0	10.4	446	254	45	2,396	1.55	.70	154
May 47	2,052	57.5	11.1	419	238	37	2,574	1.51	.63	123
Aug 47	2,041	59.8	11.0	422	241	55	4,145	1.73	.70	152
Coal mines										
May 46	1,816	61.4	10.0	350	327	35	10,470	1.39	.80	220
Aug 46	2,010	71.9	14.4	381	312	71	14,435	1.94	1.07 2/	257
Nov 46	2,425	75.0	16.1	465	375	63	7,867	2.04	1.05 2/	240
Feb 47	2,008	65.2	14.4	400	234	39	1,804	1.33	.64	85
May 47	1,953	64.5	10.7	390	252	32	4,590	1.56	.70	137
Aug 47	2,233	68.5	12.6	451	235	47	5,895	1.89	.83	168

1/ The values for calcium and the vitamins refer to food before storage or cooking. There are considerable losses in preparation and storage before the food is consumed.

2/ Increased vitamin B_2 intake due to increased consumption of white potatoes and leafy green and yellow vegetables in August 1946 and sweet potatoes and leafy green and yellow vegetables in November 1946.

SOURCE: Public Health and Welfare Section

DECLASSIFIED E.O. 11652, Sec 3(E) and 5(D) or (E) NND# 760050

Results of Nutrition Surveys - Japan - 1946-1947

TABLE 31 - SOURCES OF STAPLE FOOD AS CONSUMED PER CAPITA PER DAY

Tokyo, Eight Cities

	Tokyo				Average of eight cities			
	Nov 1946	Feb 1947	May 1947	Aug 1947	Nov 1946	Feb 1947	May 1947	Aug 1947
Calories								
Total food	2,051	1,921	1,792	1,704	1,968	1,884	1,882	1,757
Staple food	1,815	1,679	1,431	1,515	1,707	1,601	1,518	1,478
Rice								
Calories	951	995	743	384	711	1,147	951	549
Percent								
Ration	97.7	80.1	86.8	38.5	66.2	79.8	74.7	53.2
Non-ration	1.5	18.0	12.2	57.9	27.5	14.1	19.0	40.5
Home product, gift	0.8	1.9	1.0	3.6	6.3	6.1	6.3	6.3
Other grains								
Calories	228	192	516	997	369	274	373	766
Percent								
Ration	20.3	46.1	87.7	80.6	75.5	79.7	77.6	73.3
Non-ration	64.4	47.8	10.6	17.0	18.5	15.0	17.3	19.9
Home product, gift	15.3	6.1	1.7	2.4	6.0	5.3	5.1	6.8
Sweet potatoes								
Calories	592	458	116	13	555	132	120	16
Percent								
Ration	52.8	1.3	8.6	6.2	60.0	1.2	23.5	28.5
Non-ration	38.8	96.2	86.4	87.6	31.8	87.3	62.5	50.0
Home product, gift	8.4	2.5	5.0	6.2	8.2	11.5	14.0	21.5
Other potatoes								
Calories	44	34	56	121	72	48	74	147
Percent								
Ration	5.7	2.4	6.0	23.0	16.1	8.1	27.9	36.9
Non-ration	62.3	85.4	86.5	70.9	44.5	67.5	59.3	48.3
Home product, gift	32.0	12.2	7.5	6.1	39.4	24.4	12.8	14.8

SOURCE: Public Health and Welfare Section

DECLASSIFIED E.O. 11652, Sec 3(E) and 5(D) or (E) NND [redacted]# 760050

Results of Nutrition Surveys - Japan - 1946-1947

TABLE 32 - CHANGES IN BODY WEIGHT AND CLINICAL SYMPTOMS

Tokyo, Eight Cities, Rural (27) Prefectures

Average percentage of individuals observed with:

A. Body weights more than ten percent below the Japanese standard:

Period	Tokyo		Eight cities		Rural (27) prefectures	
	Percent of persons	Ave. weight loss 1/ Kg	Percent of persons	Ave. weight loss 1/ Kg	Percent of persons	Ave. weight loss 1/ Kg
Feb 1946	n.a.	n.a.	21.0	n.a.	13.1	n.a.
May 1946	28.2	6.7	20.7	6.8	13.8	6.3
Aug 1946	29.9	7.0	28.3	6.9	18.4	6.5
Nov 1946	19.8	5.8	17.6	6.4	12.4	6.0
Feb 1947	20.1	5.9	16.1	6.0	10.2	5.7
May 1947	14.4	5.7	15.4	6.1	10.9	5.6
Aug 1947	20.5	6.1	22.2	6.7	15.7	6.2

B. One or more symptoms associated with nutritional deficiency:

Period	Tokyo	Eight cities	Rural (27) prefectures
May 1946	36.4	37.8	28.9
Aug 1946	29.4	30.6	27.6
Nov 1946	27.0	26.0	27.7
Feb 1947	22.3	22.3	25.6
May 1947	20.6	24.9	24.9
Aug 1947	22.9	25.5	25.0

1/ Average number of kilograms below the Japanese standard weight, among the group of individuals concerned.

SOURCE: Public Health and Welfare Section.

CHANGES IN BODY WEIGHT AND SYMPTOMS ASSOCIATED WITH NUTRITIONAL DEFICIENCIES

JAPAN 1946-47

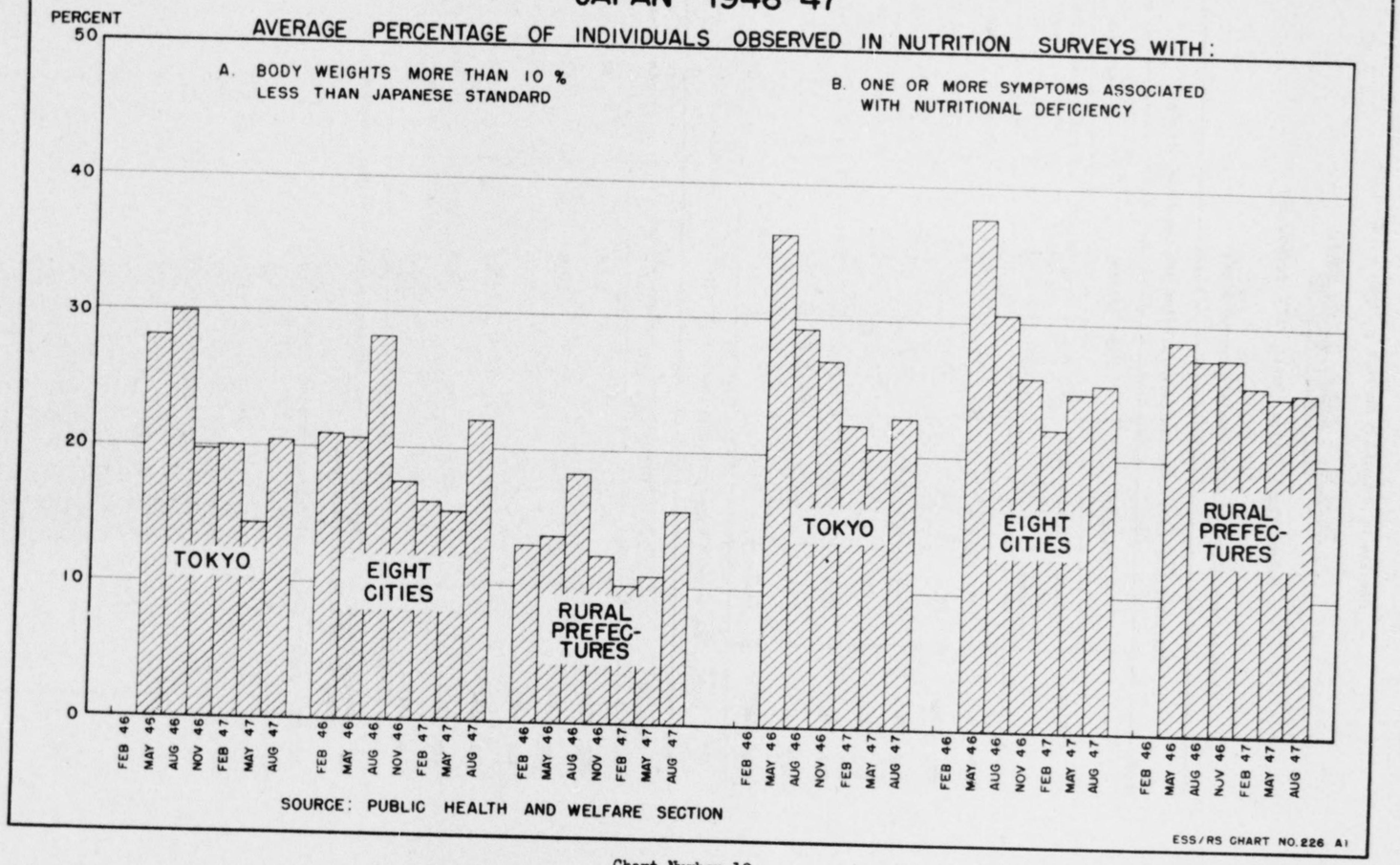

SOURCE: PUBLIC HEALTH AND WELFARE SECTION

ESS/RS CHART NO. 226 A1

Chart Number 19

DECLASSIFIED E.O. 11652, Sec 3(E) and 5(D) or (E) NND# 760050

TABLE 33 PERCENTAGE OF INDIVIDUALS SHOWING PHYSICAL SYMPTOMS ASSOCIATED WITH NUTRITIONAL DEFICIENCIES, 1946 - 1947

Tokyo, Eight Cities[1], Rural (27) Prefectures[2]

Month	Number of individuals	Impaired lactation[3]	Cheilosis	Loss of knee jerk	Edema	Anemia	Hyper-kera-tosis	Xeroph-thalmia	Glossitis	Chronic diar-rhea	Brady-cardia[4]	Delayed menstru-ation[5]	Bone mal-growth[6]	No symp-tom[7]
Tokyo														
Dec 45	31,965	n.a.	9.7	10.9	4.1	6.9	2.9	n.a.	3.7	2.9	2.4	19.3	n.a.	n.a.
May 46	32,871	39.0	7.6	12.2	4.0	9.5	3.1	0.3	2.9	2.3	7.2	18.8	1.7	63.6
Aug 46	31,116	27.8	6.4	10.3	1.9	7.1	0.9	0.3	1.7	1.7	3.3	18.5	1.9	70.6
Nov 46	29,890	24.0	6.0	9.1	1.8	4.1	1.9	0.1	2.0	0.8	1.4	16.5	0.5	73.0
Feb 47 [10]	29,691	29.9	5.9	7.8	2.1	2.8	1.4	0.1	1.2	0.9	1.4	12.4	0.8	77.7
May 47	28,858	33.8	5.5	8.8	2.2	2.4	0.8	0.1	1.2	0.7	2.1	9.5	0.3	79.4
Aug 47	28,054	38.1	5.4	9.7	1.9	3.4	0.3	0.2	1.8	2.0	2.5	10.4	0.6	77.1
Eight Cities [1]														
Feb 46 [8]	29,257	n.a.	8.7	6.1	4.0	10.2	4.4	n.a.	3.7	2.1	4.8	21.1	n.a.	n.a.
May 46	45,586	32.6	8.5	10.2	5.0	10.1	3.9	0.3	3.9	2.4	6.6	20.8	1.4	62.2
Aug 46	46,420	29.6	5.4	10.0	2.8	9.0	0.9	0.1	2.1	1.9	3.3	19.3	1.8	69.4
Nov 46	45,267	25.7	6.2	6.5	2.4	6.2	2.1	0.1	1.1	1.0	1.5	18.5	0.5	74.0
Feb 47 [10]	46,750	31.4	5.6	5.8	1.5	4.6	2.2	0.4	0.8	1.0	2.0	13.0	0.4	77.7
May 47	46,288	35.2	5.9	7.2	2.2	5.3	2.1	0.1	0.9	1.2	3.5	10.8	1.2	75.1
Aug 47	47,185	42.6	5.2	9.0	3.6	6.0	1.1	0.1	0.9	1.7	3.0	10.1	0.9	74.5
Rural (27) Prefectures [2]														
Feb 46 [9]	64,513	n.a.	10.7	4.6	1.6	2.3	2.1	n.a.	2.5	0.9	3.0	9.8	n.a.	n.a.
May 46	75,983	26.9	12.8	6.1	1.7	2.8	3.0	0.4	2.0	0.9	5.6	11.9	0.8	71.1
Aug 46	75,033	22.3	11.6	7.2	1.1	3.2	1.3	0.1	1.9	1.1	1.8	11.9	0.7	72.4
Nov 46	72,907	20.4	14.2	6.0	1.2	2.7	2.3	0.1	1.4	0.5	2.4	11.7	0.4	72.3
Feb 47 [10]	74,335	27.5	13.3	5.5	0.8	2.9	2.1	0.2	1.7	0.6	1.9	11.4	0.8	74.4
May 47	79,786	29.5	11.3	6.3	1.2	2.6	1.8	0.2	2.0	0.7	2.9	9.0	0.5	75.1
Aug 47	77,744	25.2	10.4	7.7	1.0	2.6	0.8	0.1	1.5	0.9	3.8	8.4	1.3	75.0

1/ Nagoya, Osaka, Kure, Fukuoka, Sapporo, Sendai, Kanazawa, Matsuyama.
2/ Ibaraki, Tochigi, Gumma, Saitama, Tochigi, Tokyo, Kanagawa, Shizuoka, Aichi, Shiga, Kyoto, Osaka, Hyogo, Wakayama, Okayama, Hiroshima, Fukuoka, Saga, Kumamoto, Hokkaido, Iwate, Miyagi, Toyama, Ishikawa, Fukui, Ehime, Kochi.
3/ Percent of lactating women whose children up to six months must be given mixed or artificial feeding.
4/ Percent of men and women over 13 years of age.
5/ Percent of women 17 to 45 years of age.
6/ Impaired growth of bone or rickets in children up to 6 years.
7/ Percent of individuals who showed no symptoms studied in the survey.
8/ Included only first four cities listed in Note 1.
9/ Included only first nineteen prefectures listed in Note 2.
10/ A new set of subjects are listed in the February 1947 surveys and throughout 1947.

SOURCE: Public Health and Welfare Section.

DECLASSIFIED E.O. 11652, Sec 3(E) and 5(D) or (E) NND# 760050

DECLASSIFIED E.O. 11652, Sec 3(E) and 5(D) or (E) NND# 760050

54

SYMPTOMS ASSOCIATED WITH NUTRITIONAL DEFICIENCIES

PERCENTAGE OF INDIVIDUALS SHOWING SELECTED SYMPTOMS
JAPAN 1946-47

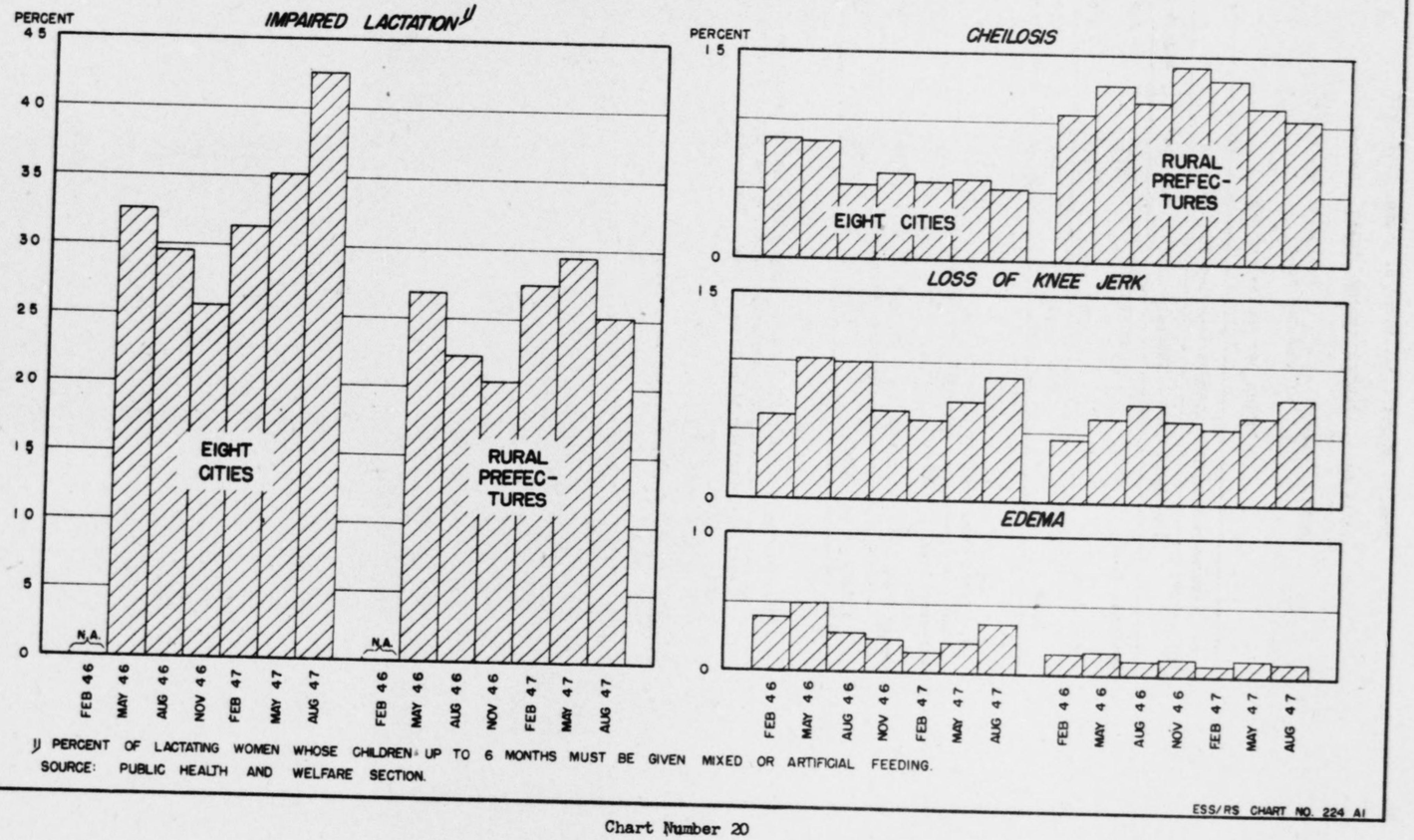

1/ PERCENT OF LACTATING WOMEN WHOSE CHILDREN UP TO 6 MONTHS MUST BE GIVEN MIXED OR ARTIFICIAL FEEDING.

SOURCE: PUBLIC HEALTH AND WELFARE SECTION.

ESS/RS CHART NO. 224 A1

Chart Number 20

DECLASSIFIED E.O. 11652, Sec 3(E) and 5(D) or (E) NND # 760050

Results of Nutrition Surveys: Japan, 1946-1947

TABLE 34 -- CALORIC INTAKE, TOKYO, 1946-47

Actual Consumption and an Estimated Exclusive of Imported Food

Calories per capita per day

A/ Assumed consumption without imported food 1/:				
	November 1946	February 1947	May 1947	August 1947
Rationed food	1349	674	364	342
Other food	709	987	455	575
TOTAL	2058	1661	819	917

B/ Total food consumption:				
Rationed food	1349	934	1357	1029
Other food	709	987	455	675
TOTAL	2058	1921	1792	1704

1/ That portion of the daily calorie consumption which consists of imported food was estimated from Foodstuffs Control Corporation data on the daily official distribution of rationed foods, indigenous and imported, in Tokyo.

SOURCE: Public Health and Welfare Section

DECLASSIFIED E.O. 11652, Sec 3(E) and 5(D) or (E) NND# 760050

CALORIC INTAKE IN TOKYO, 1946-47

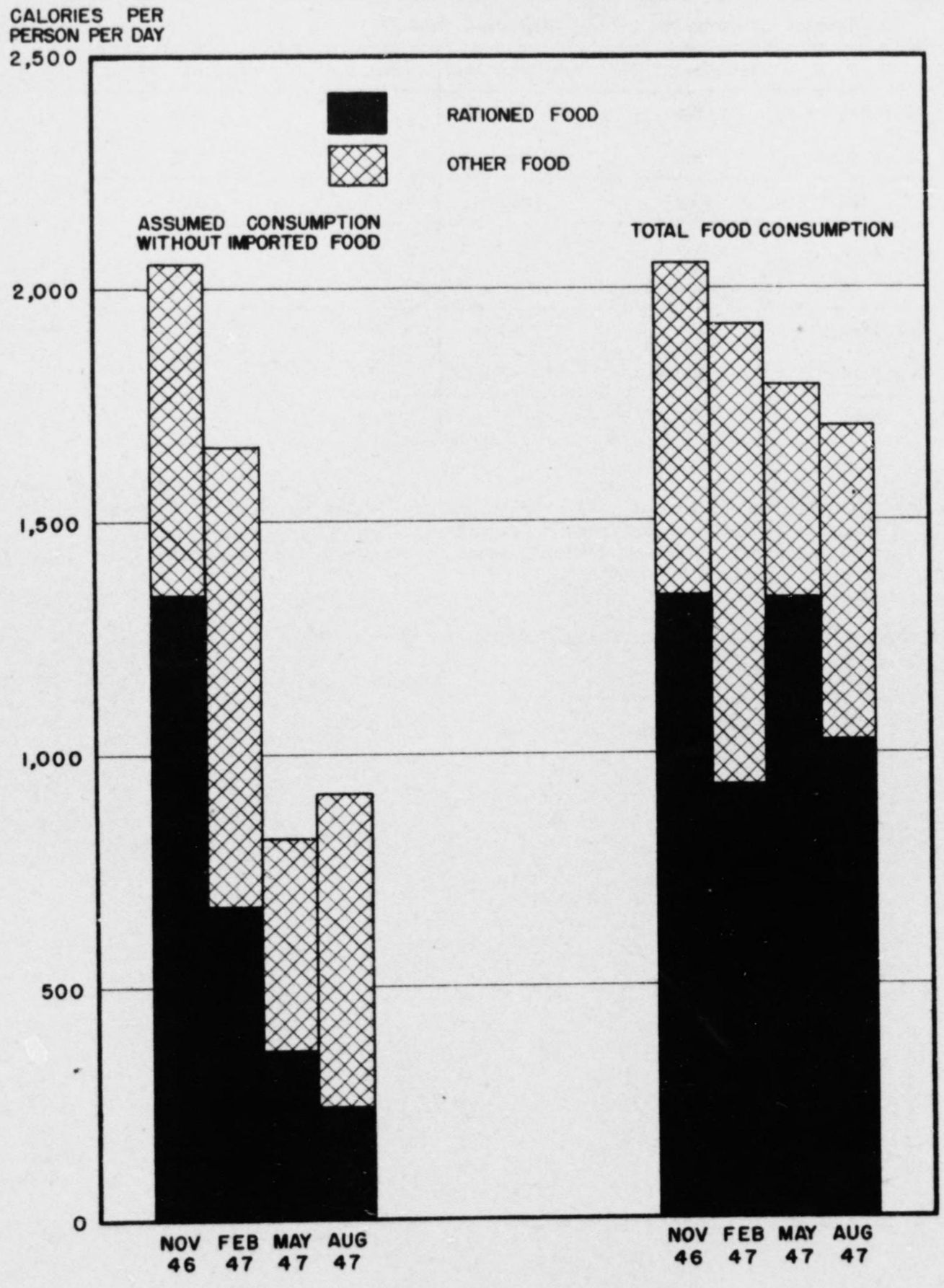

SOURCE: PUBLIC HEALTH AND WELFARE SECTION.

ESS/RS CHART NO. 241A1

Chart Number 21

1024—FEC Printing Plant—4 48—600

DECLASSIFIED E.O. 11652, Sec 3(E) and 5(D) or (E) NND # 760050

STANDARD FORM NO. 64

Office Memorandum · UNITED STATES GOVERNMENT

DATE: 7/20/48

TO : S/S - CR

FROM : O - G. W. Lewis

SUBJECT: Clearance of Attached Letter.

This letter has been cleared and retyped by "O" with the changes suggested by NA.

DECLASSIFIED E.O. 11652, Sec 3(E) and 5(D) or (E) NND# 760050

STANDARD FORM NO. 64

Office Memorandum · UNITED STATES GOVERNMENT

DATE: July 19, 1948

TO : S/S - CR

FROM : NA - Mr. Allison

SUBJECT: Clearance of Attached Letter.

NA has no objection to the substance of the attached letter but offers the following drafting suggestions:

Second para to read:

"Mr. Nozu's proposal, essentially, is that the Japanese increase their production of livestock. Historically, however, the Japanese have not found... feed them. It is of importance,... thereby."

Fourth line, third para, to read:

"directly to the Natural Resources Section, Headquarters of the Supreme Commander for the Allied Powers, APO 500."

Second line, fourth para, to read:

"recent publication by the Natural Resources Section of the Supreme Commander's Headquarts on this subject. If"

NA:RAF:lt

FE agrees with above Hms

2080

DECLASSIFIED E.O. 11652, Sec 3(E) and 5(D) or (E) NND # 760050

O:

The suggested changes seem worth making. Have you any others to suggest?

PLEASE INITIAL

IF YOU CONCUR AND

RETURN WITH THIS

SLIP TO CR KLD

NS-5259

M-169, 5-10-48 KLD

DECLASSIFIED E.O. 11652, Sec 3(E) and 5(D) or (E) NND # 760050

ACTION
is assigned to
OF

894.5018/7-1048

HUGH BUTLER, NEBR., CHAIRMAN
EUGENE D. MILLIKIN, COLO.
EDWARD V. ROBERTSON, WYO.
GUY CORDON, OREG.
HENRY C. DWORSHAK, IDAHO
LES N. ECTON, MONT.
GEORGE W. MALONE, NEV.
ARTHUR V. WATKINS, UTAH
CARL A. HATCH, N. MEX.
JOSEPH C. O'MAHONEY, WYO.
JAMES E. MURRAY, MONT.
SHERIDAN DOWNEY, CALIF.
ERNEST W. MC FARLAND, ARIZ.

HUGH R. BROWN, CHIEF CLERK

United States Senate

COMMITTEE ON
INTERIOR AND INSULAR AFFAIRS

July 10, 1948

DIVISION OF
NORTHEAST ASIAN AFFAIRS
AUG 26 1948
DEPARTMENT OF STATE

DIVISION OF OCCUPIED AREAS
ECONOMIC AFFAIRS
JUL 14 1948
DEPARTMENT OF STATE

The Honorable George E. Marshall
Secretary of State
Washington, D.C.

Dear Mr. Secretary:

It is not often that we receive a letter from a constituent which shows the application of real thought and consideration of an international problem. I have just received such a letter from Mr. Frank E. Nozu, loyal American Japanese and a citizen of the State of Nevada.

I am forwarding his original letter, together with his drafts and suggestions in regard to the Japanese food supply to you under same cover.

I will appreciate it very much if you will refer this letter to the proper department and advise me whether or not his suggestions are of practical value.

Best regards.

Sincerely,

George W. Malone

GWM:LA
encl.

INTERNATIONAL RESOURCES DIVISION
AUG 5 - 1948
DEPARTMENT OF STATE

RECEIVED
DEPARTMENT OF STATE
JUL 13 1948

FILED
AUG 11 1948

Will you then kindly return Mr. Nozu's letter and sketches to my files

Encl. w/d DCR 7/13/48 pvt

DECLASSIFIED E.O. 11652, Sec 3(E) and 5(D) or (E) NND # 760050

C
O
P
Y

February 20, 1948

Senator George W. Malone
United States Senate
Committee on Public Lands
Washington, D.C.

Dear Senator Malone:

Thank you for the nice letter you wrote me the early part of January.

I am writing to you regarding the food shortage in Japan as I believe it is a very critical condition. Since I have not had any farm work to do during these winter months, I have been sitting at my desk working out the enclosed plan which I thought would be of some help to the country.

I would appreciate it very much if you would look at the plan and refer it to the proper Committee if you think it would be of any assistance in the program of feeding Japan's starving people. I am very interested in helping the United States in reforming Japan. In the distant future I am planning to take a trip to Japan if things are in my favor and I would be glad to be of service to the United States if I can be of assistance to you.

Aside from the enclosed plan I have many other ideas which I have not written down and if you are interested I would be willing to share them with you.

How is Mrs. Malone: She must be keeping quite busy. Please extend my best regards to her. I was trying to see you on your recent trip here but you were quite busy. You are doing wonderful work and we are all for you.

I am hoping that I can work with the Government in some way as I am very interested in that type of work.

Thanking you for your kind attention in this matter, I remain

Very sincerely yours,

/s/ Frank E. Nozu

Frank E. Nozu
800½ Sutro St.,
Reno, Nevada.

C
O
P
Y

(NOTE TO DC/R: Charts and drawings attached to this letter returned by request to Senator Malone)

DECLASSIFIED E.O. 11652, Sec 3(E) and 5(D) or (E) NND# 760050

JUL 21 1948

In reply refer to
OE

894.5018/7-1048

My dear Senator Malone:

I have received your letter of July 10, 1948 enclosing the interesting suggestions of your constituent, Mr. Nozu, concerning the food problem in Japan.

Mr. Nozu's proposal, essentially, is that the Japanese increase their production of livestock. Historically, however, the Japanese have not found it efficient to devote considerable portions of their land to the raising of livestock and the necessary crops to feed them. It is of importance, particularly under present conditions, for the Japanese to utilize their land for the production of crops of high caloric value for direct consumption, rather than for consumption by livestock and the lower caloric value ultimately supplied thereby.

The Supreme Commander for the Allied Powers is making every effort to increase indigenous food production in Japan, and is always open to helpful ideas. I suggest that you advise Mr. Nozu to forward his plan directly to the Natural Resources Section, Headquarters of the Supreme Commander for the Allied Powers, APO 500, Care of the Postmaster, San Francisco.

Because of the interest Mr. Nozu has demonstrated, I enclose two recent publications by the Natural Resources Section of the Supreme Commander's Headquarters on this subject. If you feel these works will enable him to improve upon his plan, I would be happy to have you forward them to him. At your request, I return herewith Mr. Nozu's letter.

Thank you

CS/V

The Honorable
George W. Malone,
United States Senate.

WLS
WLS

894.5018/7-1048

DECLASSIFIED E.O. 11652, Sec 3(E) and 5(D) or (E) NND# 760050

In reply refer to
OE

My dear Senator Malone:

I have received your letter of July 10, 1948 enclosing the interesting suggestions of your constituent, Mr. Nozu, concerning the food problem in Japan.

Historically, the Japanese have not found it efficient to devote considerable portions of their land to the raising of livestock and the necessary crops to feed them. This appears to be the main body of Mr. Nozu's suggestions. It is of importance, particularly under present conditions, for the Japanese to utilize their land for the production of crops of high caloric value for direct consumption, rather than for consumption by livestock and the lower caloric value ultimately supplied thereby.

The Supreme Commander for the Allied Powers is making every effort to increase indigenous food production in Japan, and is always open to helpful ideas. I suggest that you advise Mr. Nozu to forward his plan directly to the Supreme Commander, Natural Resources Section, A.P.O. 500, care of the Postmaster, San Francisco.

Because of the interest Mr. Nozu has demonstrated, I enclose two recent publications by the Supreme Commander covering this subject. If you feel these works will enable him to improve upon his plan, I would be happy to have you forward them to him. At your request, I return herewith Mr. Nozu's letter.

Thank you for your interest in assisting us to meet a basic problem in the rehabilitation of Japan.

Sincerely yours,

Enclosures:

1. Crop Statistics for Japan.
2. Food Situation During the Second Year of Occupation.
3. Letter from Mr. Nozu with Enclosures.

The Honorable
George W. Malone,
United States Senate.

JUL 16 1948 P.M.
1948 P.M.
P.M.

OE:WSMcCormick:bcb 7/15/48

I.R. 488 OE NA

DECLASSIFIED E.O. 11652, Sec 3(E) and 5(D) or (E) NND # 760050

ACTION
is assigned to
OE

HUGH BUTLER, NEBR., CHAIRMAN
EUGENE D. MILLIKIN, COLO.
EDWARD V. ROBERTSON, WYO.
GUY CORDON, OREG.
HENRY C. DWORSHAK, IDAHO
ZALES N. ECTON, MONT.
GEORGE W. MALONE, NEV.
ARTHUR V. WATKINS, UTAH
CARL A. HATCH, N. MEX.
JOSEPH C. O'MAHONEY, WYO.
JAMES E. MURRAY, MONT.
SHERIDAN DOWNEY, CALIF.
ERNEST W. MC FARLAND, ARIZ.
HUGH R. BROWN, CHIEF CLERK

United States Senate

COMMITTEE ON
INTERIOR AND INSULAR AFFAIRS

July 22, 1948

DC/R

RECEIVED
JUL 23 1948
DEPT. OF STATE
DC/R

The Honorable George C. Marshall
The Secretary of State
Washington 25, D. C.

Your Reference: OE

NC

My dear Mr. Secretary:

In the absence of Senator Malone, I would like to acknowledge your letter of July 21st, signed by Counselor Charles E. Bohlen, and the enclosed publications on the food problem in Japan.

I am forwarding this material to Mr. Nozu with the copy of your letter, and wish to thank you for your cooperation in this matter.

Sincerely,

Florence S. Van Devanter

Florence S. Van Devanter
Office of
Senator George W. Malone

RECEIVED
DEPARTMENT OF STATE
1948 JUL 23 AM 10 39
RECORDS BRANCH
DIVISION OF OCCUPIED AREAS
JUL 26 1948
DEPARTMENT OF STATE

no answer required
DC/R file
Exec

DCR - CLAIMS UNIT
Anal. LA
Rev. JB
Cat.
Dist.

FILED
JUL 23 1948

894.5018/7-2248

894.5018/7-2248

DECLASSIFIED E.O. 11652, Sec 3(E) and 5(D) or (E) NND# 760050

MG
JMA

STANDARD FORM NO. 64

Office Memorandum • UNITED STATES GOVERNMENT

DATE: February 9, 1949

TO : NA - Mr. Bond

FROM : NA - Mr. Green

SUBJECT: Tokyo's 63 of January 29, 1949

Based on FEC-034/1 of June, 1946 requiring that measures be taken on behalf of UN nationals and neutrals to insure their health and welfare, SCAP has provided since then supplementary food rations to cover minimum nutritional requirements of non-enemy nationals and stateless persons. These rations are supplied in one of two types at the preference of the recipient: the non-rice dietary to approximately 8,000 persons (largely occidentals) and the rice dietary to approximately 36,000 persons (largely Chinese, including Formosan-Chinese).

Despite protests from various foreign national organizations in Japan, as well as the Chinese Mission, SCAP has gradually decreased this supplementary ration in measure as the regular ration for all persons, including Japanese, has increased. Today the total ration available to non-Japanese is slightly greater than it was when the supplementary ration system was established.

SCAP is now considering the discontinuance of supplementary food rations for foreign residents of Japan on the grounds of the appreciable increase in Japanese food rations, the increased availability of non-rationed foods on the free market, the present cost to the U.S. of more than $700,000 per year in providing additional imports necessitated by the supplemented rations, and the possibility that the cost to the U.S. may be substantially increased by the necessity of providing the same supplementary rations to some 600,000 Korean residents in Japan who may be able to establish their status as Korean nationals. Headquarters does not believe that FEC policy decision requires the further continuance of supplementary food rations. Headquarters does recognize, ~~however,~~ that to discontinue the occidental dietary would work considerable hardship on westerners in Japan who cannot import western type foods from abroad, having no access to foreign exchange. ~~It seems~~ they argue, however, that this situation could be met by the various foreign governments providing funds to the U.S. by which additional foods could be imported for the benefit of their nationals or to establish accounts in acceptable currency with the SCAP supervised Overseas Supplies Store.

FW 894.5018/1-2949

No

DECLASSIFIED E.O. 11652, Sec 3(E) and 5(D) or (E) NND# 760050

No action by FE required. If SCAP carries out the discontinuance of these rations, however, strong protests may be expected both to SCAP and to the FEC. I feel that this is a matter that is properly left to SCAP's determination and that unless our comments are requested ~~that~~ we should avoid involvement in what appears to be a rather complicated, technical issue.

Appraisal sheet is attached.

Sent

FE:NA:MGreen:clh

DECLASSIFIED E.O. 11652, Sec 3(E) and 5(D) or (E) NND# 760050

ACTION
is assigned to

THE FOREIGN SERVICE
OF THE
UNITED STATES OF AMERICA

DIVISION OF
NORTHEAST ASIAN AFFAIRS
FEB 7 - 1949
DEPARTMENT OF STATE

United States Political Adviser
for Japan

Tokyo, January 29, 1949.

No. 63

RESTRICTED (FOR DEPARTMENT USE ONLY)

OFFICIAL RECORD COPY
Return to DC/R Files
when ACTION is com-
pleted.

SUBJECT: Supplementary Food Rations for Foreign Nationals in Japan.

RECEIVED
DEPARTMENT OF STATE
1949 FEB 4 PM 21
FAC... BRANCH

The Honorable
The Secretary of State,
Washington.

Sir:

I have the honor to report that General Headquarters, Supreme Commander for the Allied Powers, is considering the discontinuance of supplementary food rations for foreign residents of Japan, and that as a result of reductions already made in such supplementary rations protests have been received from the Chinese Mission and from a committee representing the occidental residents of Kobe.

Considerations prompting the proposed discontinuance of supplementary rations, which have been provided to foreign nationals since the beginning of the occupation, are the increase in the Japanese food ration, the increased availability of non-rationed foods on the free market, the present cost to the United States of more than $700,000 per year in providing the additional imports necessitated by the supplementary rations, and the possibility that the cost to the United States may be substantially increased by the necessity of providing the same supplementary rations to Koreans who may be able to establish their status as Korean nationals.

Shortly after the occupation began the Japanese Government, under oral instructions from this Headquarters, provided extra food supplies to foreign residents. Food supplies were also distributed by the International Relief Committee.

Following the adoption by the Far Eastern Commission on June 5, 1946, of a policy decision entitled "Aliens in Japan" which stated in part that measures should be taken on behalf of United Nations nationals and neutrals to insure their health and welfare, and in order to standardize the supplementary ration already being made available, the Japanese Government was directed, in SCAPIN 1069 of July 19, 1946, to prepare for SCAP approval a plan for providing supplementary food rations to cover the minimum nutritional requirements of non-enemy nationals and stateless persons. The plan as

approved

894.5018/1-2949

DECLASSIFIED E.O. 11652, Sec 3(E) and 5(D) or (E) NND# 760050

approved by SCAPIN 1094 of July 30, 1946 provided a ration of approximately 1230 calories per day as a supplement to the Japanese food ration which was then 1124 calories per day for the normal consumer. The supplementary ration was subsequently extended on January 9, 1948 to include the nationals of former enemy nations, except Japan.

Supplementary food rations are supplied in one of two types, at the preference of the recipient: the non-rice dietary to approximately 8,000 persons, largely occidentals, and the rice dietary to approximately 36,000 persons, largely Chinese including Formosan-Chinese.

Although the Japanese ration has been increased from time to time, and has provided 1550 to 1600 calories per day since November 1, 1948, no reductions were made in the supplementary rations until December 1, 1948, when, in view of the disappearance of canned goods from the Japanese import program and the increases in the Japanese basic staple ration, the rice dietary and non-rice dietary supplementary rations were revised and reduced to 846 calories and 827 calories per day, respectively, giving a total ration for non-Japanese of approximately 2400 calories per day.

The monthly quantities of various items on the previous and present supplementary rations (which are in addition to the Japanese ration) are as follows:

"A" Ration (Rice Dietary)

Former		Current	
Rice	4.4 kg.	Rice	3 kg.
Shoyu	3 go	Shoyu	2 go
Oil	3 go	Oil	3 go
Sugar	1 kin	Sugar	1 kin
Wheat flour	600 momme	Wheat flour	500 momme
Canned food	5 lbs.	Eggs	10 pcs.
		Fish	100 momme

"B" Ration (Non-Rice Dietary)

Former		Current	
Oil	3 go	Oil	2 go
Sugar	1.5 kin	Sugar	1 kin
Wheat flour	500 momme	Wheat flour	500 momme
Potato	3 kan	Potato	2 kan
Beef	200 momme	Beef	300 momme
Butter	2 lbs.	Butter	1 lb.
Canned food	7 lbs.	Eggs	15 pcs.

The portion of the Japanese ration which is supported by imports to a level of 1440 calories per day includes only cereals, sugar, fats and oils, miso and shoyu. In addition, fish and vegetables are rationed, bringing the daily total of rationed foods to 1550 to 1600 calories for the normal Japanese consumer. Meat, eggs, butter, cheese, fruits, certain seafoods, and all other foods are unrationed and, to the extent that they are available, may be purchased on the free market. The inclusion of eggs, meat and butter on the supplementary ration therefore merely makes these items regularly available to foreign nationals at controlled prices.

The Chinese Mission, at the behest of the Chinese Overseas Associat

DECLASSIFIED E.O. 11652, Sec 3(E) and 5(D) or (E) NND# 760050

Association, an organization of Chinese nationals resident in Japan, orally requested that the Japanese Government be instructed to maintain the supplementary ration at the level established in 1946. The Mission subsequently stated that there was no objection to the reduction in the caloric value of the supplementary ration, in view of the increased Japanese ration and the increased availability of some non-rationed foods on the free market, but that the amount of rice supplied on the supplementary rice dietary ration was inadequate for the nutritional requirements of Chinese nationals. The Mission further indicated that as a means of forcing the continuance of the supplementary ration at the previous level the Chinese association might encourage Chinese nationals to transfer from the rice to the non-rice dietary, which it was felt (both by the Mission and by this Headquarters) would disrupt the rationing procedure through the difficulty of supplying large quantities of the items provided on the non-rice dietary.

The Chinese Mission was informed that, inasmuch as the total rice dietary ration now provides approximately 2400 calories per day, as compared with 2354 calories per day at the time the supplementary ration was established in 1946, it was felt that the ration as currently constituted adequately provides for the nutritional requirements of Chinese and other foreign nationals. The Mission was further advised that the increase in the rice component of the basic Japanese ration from 5.325 kilograms to 6.93 kilograms per month more than offsets the 1.4 kilogram reduction in the supplementary ration of rice. There have been no instances of further difficulties in regard to the supplementary ration for Chinese nationals.

1/ In a letter dated January 5, 1949, which was sent to this Mission, in its capacity as the Diplomatic Section of General Headquarters, for transmittal to the Supreme Commander, the "International Committee of Kobe", which describes itself as representing all occidental residents of Kobe, requested an upward revision in the quantities of staple items on the supplementary ration, the inclusion of certain additional items, and a downward revision in prices of rationed goods. The committee
2/ also sent letters of the same date to the Soviet Member, Allied Council for Japan, and to the heads of all foreign missions in Japan (except the Chinese, Philippine and Korean), enclosing a copy of its letter to the Supreme Commander and giving a detailed explanation of the consider-
3/ ations which prompted the appeal. The French Mission, in a memorandum of January 18, 1949, endorsed the committee's appeal, and it is probable that some other foreign missions may do likewise.

The Economic and Scientific Section of this Headquarters, to which the committee's letter has been referred, has informally indicated to this Mission that there are numerous inaccurate statements contained therein, such as that the increase of "4 lbs. in flour cannot offset a decrease of 8 lbs. in potatoes". The Economic and Scientific Section considers the food value of flour to be 3½ to 4 times that of an equal weight of potatoes.

This Mission considers that the reductions which have been made in the supplementary rations can be justified adequately by showing that the total ration is now slightly greater than it was when the supplementary rations were established. However, in view of the objections which have been made to the recent reduction in the supplementary rations, strong protests may be expected to be made both to SCAP and to the Far Eastern Commission in the event that the supplementary rations are entirely discontinued.

It is the feeling of the Public Health and Welfare and the

DECLASSIFIED E.O. 11652, Sec 3(E) and 5(D) or (E) NND# 760050

Economic and Scientific Sections of this Headquarters, as well as of this Mission, that the FEC policy decision of June 5, 1946 does not require the indefinite continuance of supplementary food rations for foreign nationals, and that although such rations are made available by the Japanese Government they place an unnecessary burden on the United States, inasmuch as foods must be imported from the United States to meet Japan's food deficit.

Apprehension is also felt in this Headquarters that an appreciable number of the approximately 600,000 Koreans in Japan may eventually qualify as foreign nationals and demand supplementary rations on the same basis as other foreign nationals. In this connection it should be mentioned that the statement in the FEC policy decision of June 5, 1946 that the Japanese authorities should "make adequate provision for the care, safety and welfare of Formosan-Chinese and Koreans pending their repatriation" has never been interpreted by this Headquarters as requiring supplementary rations for Koreans, although the supplementary rations have been made available to those Formosans who are registered as Chinese nationals by the Chinese Mission.

The sections of this Headquarters concerned with the matter are now considering the complete discontinuance of the supplementary rations. It is planned to make adequate provision at the same time for the needs of indigent foreign nationals on a higher level than Japanese welfare cases, presumably by requiring the Japanese Ministry of Welfare to provide sufficient relief aid to permit them to purchase supplementary foods on the free market to equal the current ration level of approximately 2400 calories per day.

4/ There is enclosed a copy of an intra-Headquarters memorandum (check sheet) from the Economic and Scientific Section dated January 13, 1949, showing that to provide the supplementary rations now costs the United States approximately $728,510 per year, at a cost of approximately $16.55 per person, and that the cost to the United States would be proportionately increased by providing the same supplementary ration to Koreans in Japan who may be able to establish their status as Korean nationals, and recommending that the supplementary rations be discontinued effective April 1, 1949. The proposed action is now under consideration by the Public Health and Welfare Section of this Headquarters.

It is the feeling of the authorities concerned in this Headquarters that the United States should not continue to provide indefinitely, through the Japanese Government, the additional foodstuffs necessary to afford the standard of living desired by foreign nationals in Japan. It is recognized that some western-type foods are not available in Japan, that such staple items as flour are not available on the free market and are available on the Japanese ration in quantities less than are ordinarily consumed by some occidentals, and that most foreign nationals in Japan are unable to import such staples and western-type foods from abroad because they have no access to foreign currencies and cannot convert their yen holdings into foreign exchange.

It is the opinion of this Mission, however, that foreign governments which feel that their nationals in Japan cannot live adequately under the Japanese rationing program might make arrangements either to

provide

DECLASSIFIED E.O. 11652, Sec 3(E) and 5(D) or (E) NND# 760050

provide funds to the United States by which additional foods could be imported for the benefit of their nationals, or to establish accounts in acceptable currency with the SCAP-supervised Overseas Supply Store by which the foreign nationals could secure such additional foodstuffs as their governments feel are required.

Respectfully yours,

W. J. Sebald

Enclosures:

1. Copy of letter from the International Committee of Kobe to SCAP, with three sub-enclosures.
2. Copy of letter from the International Committee of Kobe to the Heads of foreign missions in Japan.
3. Copy of memorandum from the French Mission.
4. Copy of ESS check sheet dated January 13, 1949.

500.2
THMurfin/bk

Original and hectograph to Department

DECLASSIFIED E.O. 11652, Sec 3(E) and 5(D) or (E) NND# 760050

Enclosure No. 1 to Despatch No. 63 dated January 29, 1949 from the United States Political Adviser for Japan, Tokyo, on the subject "Supplementary Food Rations for Foreign Nationals in Japan".

(COPY)

INTERNATIONAL COMMITTEE OF KOBE

30, Yamamoto-dori 2-chome
Ikuta-ku, Kobe

5th January 1949.

To the Supreme Commander for the Allied Powers,

Through the Chief of the Diplomatic Section, General Headquarters
Supreme Commander for the Allied Powers, Tokyo.

Sir,

As the Committee elected to represent all occidental residents of the Kobe area in matters affecting our common interests, we take the liberty of submitting a request for urgent and considerate action to make the food ration for foreigners more nearly adequate for our needs.

When in November 1945 the Japanese authorities were instructed to supply occidental residents with certain supplementary foodstuffs, in recognition of the different mode of life, we sincerely appreciated it as a move in the right direction, and hoped for a further gradual improvement, so much needed after the hardships of the war-years.

To our regret, these rations were unfavourably "adjusted" in July 1946; they permitted us, nevertheless, to continue to eat. The new schedule of Supplementary Food Rations recently put into effect in accordance with a notification from the Vice-Minister of Agriculture and Forestry to the Governor of Hyogo Prefecture, dated 29th November 1948, No. 23-SO-476, reduces our rationed food, on which we have in the main to rely, to a level which is decidedly insufficient.

We base our request upon three aspects:-

1. The overall decrease in the ration for foreign residents since July 1946;
2. The evident inferiority of present rations even when compared with conditions in Great Britain, reputed to have the lowest ration in occidental countries;
3. The economic condition of the majority of foreign residents.

1. The overall decrease from the rations stipulated in November 1945 and valid until June 1946 is reflected in the Comparative TABLE A, attached. The increase of, say, 4 lbs. in flour cannot offset a decrease of 8 lbs. in potatoes, while fats (butter and oil) are reduced by well over half. An additional 15 eggs per month cannot in any way compare with 7 lbs. of assorted canned goods, of which the largest proportion was prepared meat and the balance (or bulk substitutes) included such items as

dried

DECLASSIFIED E.O. 11652, Sec 3(E) and 5(D) or (E) NND# 760050

dried fruit, eggpowder and jams.

Furthermore, and repeatedly during the first period, extra supplies like canned milk, vegetables, fruit and fruit juices were issued. While the extra supplies ceased long ago, the remaining 7 lbs. of canned goods were undoubtedly a mainstay.

2. TABLE B tries to make a comparison with corresponding British rations. The shortage of fats at once becomes evident, even if we receive slightly more butter. The total British ration (including bacon and/or ham) is about 50% above ours. Meat is approximately double the quantity allowed in Japan. Sugar plus sweets amount to some 40% more, and to this may be added an unlimited quantity of jams, officially unobtainable in Japan.

Flour and bread, potatoes, vegetables, fish and salt are not rationed in Britain, while they are rationed here. The one item which we find free in Japan and rationed in Britain is tea - which nevertheless is hardly obtainable in the open market. The one case in which our rationing is superior to the British is in the matter of about nine eggs a month.

In regard to dairy products we have considered the "miso" ration as roughly of a nutritious equivalent to the British cheese. The important difference lies in the fact that "miso" is only an ingredient, and hardly suited to the Occidental's taste, and cheese is a useful food that helps the bread to become more palatable. - While Britain issues a varying ration of milk (at least 2.1/2 pints per week) our ration includes none at all, and a fair quality is almost unobtainable in the market. Canned milk, reserved for infants and invalids in theory, is issued only against a doctor's certificate (which involves a fee), one tin at a time, and after such a tortuous procedure that those needing it prefer to resort to the black market, as less cumbersome and hardly more expensive. The black market is well enough supplied with both milk and cheese - and butter.

For butter we are charged the extraordinary price of Yen 464.94 per pound, "inclusive of sales tax", while the same butter, without great restrictions, can be purchased at the Overseas Supply Stores at $ 1.-, or Yen 270.- per lb.

The ceiling price (maruko) for eggs was fixed at Yen 11.- per egg of 50 grams in May, 1948, and has not been amended. Yet the Ministry of Agriculture and Forestry has permitted to levy, in the case of rations for foreign residents, a "special price" (reigei Kakaku) of Yen 18.87 per egg of equal weight, "including sales tax". Evidently "ceiling" prices are not binding, even if, as we understand, the authorities are instructed to deliver all rations at not more than ceiling prices approved by General Headquarters. Eggs of fresher quality may be had in the black market at not much more.

The Japanese ration does provide some "shoyu", as the only seasoning apart from salt. No mention being made of any kind of seasonings in the British rationing list, we must take it that they are unrestricted; against which in Japan nothing whatsoever can be had in the legitimate market.

Two counts in the British food scheme are of foremost

importance

DECLASSIFIED E.O. 11652, Sec 3(E) and 5(D) or (E) NND# 760050

importance in respect to total food supplies, and make them incomparably better than ours:-

a) The 24 points per month issued per person, enabling him to purchase certain restricted canned foods;
b) The possibility of eating standard meals at reasonable fixed prices in restaurants, without restriction and without prejudice to the rations.

No choice of additional rationed food is included in the Japanese scheme. Restaurants are officially forbidden, and if a meal has to be taken outside, one is forced to patronize a "black" establishment, at incredible rates.

News from England confirms that numerous food items can freely be bought at fair prices, there being almost no "black market". It is well known that in Japan few items can be obtained except in the black market. Those in the "open market" are quoted almost as high, and being usually of inferior quality cause more waste. This general condition creates a still wider disparity between Great Britain and Japan in regard to "legitimate" food supplies.

3. The financial condition of most foreign residents in Japan has become such that they cannot purchase a sufficiency of food in the available markets over and above the present rationed articles. Yet not only more bulk, but also a better variety is imperative for even the most unpretentious nourishment compatible with health. It is a well-known fact that calories alone - which on the present basis seem entirely insufficient - do not make for bodily wellbeing, and the psychological effects of a monotonous and defective diet can be disastrous. Most residents are still trying to recover from the consequences of a wartime diet.

We do not plead on behalf of the post-war arrivals who, being the happy possessors of "hard currency", can purchase, or receive from abroad, whatever they need. Neither do we plead on behalf of that minority of pre-war residents who have managed to acquire such wealth as shrugs its shoulders at the extravagances of black markets. Yet investigation shows that of some 1450 residents registered in this district, by the end of November last, only 173 persons among them, including post-war arrivals, had access to the Overseas Supply Store, and of these, again, many are not able to spend more than a few dollars per month, the gift of some relative or friend abroad.

We are not posted in detail as to the situation of foreign residents in other districts of Japan, but understand that everywhere many of them are finding it difficult to meet their daily expenditure. Reports from responsible men in Osaka, Kyoto and the South are in line with this impression, and some letters which appeared in English language papers of the North would further confirm this. As regards the Kobe district, after careful scrutiny we have arrived at the conclusion that not more than one fourth of the foreign population is in a position to supplement their rations in the manner required, without hardships. Local salaries being completely out of line with costs,

they have

DECLASSIFIED E.O. 11652, Sec 3(E) and 5(D) or (E) NND [redacted]# 760050

they have to be supplemented by the sale or barter of personal belongings. As nothing could be added to one's pre-war stock for years, that means a disposal of actual necessities in many cases. Pre-war cash-assets have practically disappeared through official decrees and inflation.

Fifteen aged persons in the Kobe area are at present receiving public relief, and we are afraid that more will have to follow suit. The drastic cut in granted food, without a considerable increase in the cash allowance, to permit "black" purchases, will cause extreme distress in their ranks.

There can hardly be a doubt that the foreign residents are averse to patronizing the black markets, theoretically frowned upon by the authorities. But in order to cut them out, the minimum of food required must be made available. In this respect the needs of an Occidental are different from those of an Oriental. At the same time the prices charged on certain items which to us are of absolute necessity are such that, in view of salaries paid, an official rationing becomes almost meaningless.

TABLE C, also attached, shows the increase in charges made for rationed items during the past three years, which unfortunately could only include the 5 constant staple articles. Meat had to be omitted because of the purely fictitious ceiling prices up to August 1948; fish showed enormous discrepancies in prices quoted for small lots of various qualities placed at our disposal. Canned goods and vegetables were too erratic, and the other "foods" are a negligible entity. These five may be considered as basic. The comparison of monthly expenditure for these, which by no means constitute a living allowance, with fair average salaries paid by Army offices to local residents during the same period, is illuminating.

Japan has no free food market except for a few quite secondary items. The official food allotment thus acquires paramount importance, and, based on the respective standard of living, that of the foreigner has become less than adequate, ever since October last, when canned goods were removed, although the official notification reducing rations was issued as late as November the 29th.

We extremely regret that, in view of the above considerations, we must place our appeal before the highest authority, with our earnest request for an urgent upward revision of quantities in regard to staple items, the inclusion of such articles as milk, cheese, jams and condiments which make for a more palatable diet, and a corresponding downward revision in ration prices where such do not depend on exchange rates.

In addition, instructions to the concerned for a more regular and punctual distribution of allotments would be appreciated, since delays mean deprivation for long periods, and possibly spoilage when several deferred lots are delivered at one time.

Various interviews had by Committee members of our Food Distribution Center with the Japanese authorities concerned have

been

DECLASSIFIED E.O. 11652, Sec 3(E) and 5(D) or (E) NND# 760050

been completely negative, and complaints to pertaining General Headquarter Departments elicited sympathy but no action. As the very existence of a valuable group of legitimate residents in this country is affected, it has therefore been voted that our Committee send copy of this appeal to the Heads of all Diplomatic Missions at present in Tokyo, with explanatory comments. We must ask them, as a last resource, to take an active interest in the wellbeing not only of their co-nationals but of the occidental community in general. We have come to the conclusion, through bitter experience and too protracted patience, that the pre-war alien without foreign currency, after undergoing undeserved hardships during the war, is being gradually pushed into an abyss as an undesirable entity. This, we know, is not in accordance with the liberal world-policy of the Allied Powers.

In conclusion we wish to say that representatives of our community will be ready to go to Tokyo at any desired time and on short notice, to discuss these and related matters.

We have the honour to be, Sir,

Yours respectfully

INTERNATIONAL COMMITTEE OF KOBE

U. A. Casal, Chairman
W. A. McIlwaine, Hon. Secretary
P. Bjoerstedt, Hon. Treasurer

COPY TO:
The Head of the Apostolic Delegation
The Head of the Australian Mission
The Head of the Belgian Mission
The Head of the Canadian Mission
The Head of the Danish Diplomatic Mission
The Head of the French Mission in Japan
The Head of the Indian Liaison Mission
The Head of the Italian Diplomatic Mission
The Chief of the Netherlands Military Mission
The Head of the Norwegian Diplomatic Mission
The Head of the Portuguese Diplomatic Agency
The Head of the Spanish Diplomatic Mission
The Head of the Swedish Diplomatic Mission
The Head of the Swiss Diplomatic Mission
The Member for the U.S.S.R. on the Allied Council for Japan
The Head of the United Kingdom Liaison Mission
The Chief of the U.S.A. Diplomatic Section, G.H.Q., SCAP.

DECLASSIFIED E.O. 11652, Sec 3(E) and 5(D) or (E) NND# 760050

RESTRICTED

Sub-Enclosure No. 1 to Enclosure No. 1 to Despatch No. 63 dated January 29, 1949 from the United States Political Adviser for Japan, Tokyo, on the subject "Supplementary Food Rations for Foreign Nationals in Japan".

(COPY)

INTERNATIONAL
COMMITTEE
OF KOBE

TABLE A

COMPARATIVE TABLE OF BASIC AND SUPPLEMENTARY RATIONS

B - Basic S - Supplementary

Article	Weight	Period I Nov.'45- June '46	Per.II July '46 -Nov.'48	Per.III Dec. '48 onwards	Diff.ce between I & III	In per cent.
Flour - B & S *	kilo	11.640	12.540	13.440	+ 1.800	+ 15.1/2%
Potatoes - S	kan	3	3	2	- 1	- 33.1/3%
Butter - S	pound	3	2	1	- 2	- 66.2/3%
Oil - S **	go	5	3	2.1/3	- 2.2/3	- 53.1/3%
Sugar - S #	kin	1.1/2	1.1/2	1.1/2	o	o
Meat - S ##	momme	300	200	300	o	o
Canned Goods - S	lbs.	7	7	none	- 7	- 100%
Fish - B	momme	900	900	900	o	o
Vegetables - B	momme	900	900	900	o	o
Eggs - S	pcs.	none	none	15	+ 15	+ 100%
Miso - B	momme	100	100	100	o	o
Shoyu - B	go	3	3	3	o	o
Salt - B	grams	250	250	250	o	o

RATIONS FOR PERIOD III CORRESPOND APPROX. TO A DAILY ALLOWANCE OF:

Flour *	(29.63 lbs.)	0.970 lb.	(30.1/2 days per month
Potatoes	(16.53 ")	0.545	
Butter	(1.00 ")	0.033	
Oil (1 go say 180 grs.)	(1.06 ")	0.035	ABSOLUTE TOTAL GROSS ALLOWANCE PER DAY ABOUT
Sugar	(2.00 ")	0.065	
Meat	(2.48 ")	0.081	
Fish	(7.44 ")	0.211	
Vegetables	(7.44 ")	0.211	
Eggs (at 50 grs.) say	(1.66 ")	0.054	2 lbs.
Miso	(0.83 ")	0.027	4.1/2 oz.
Shoyu (1 go say 180 grs.)	(1.19 ")	0.039	
Salt	(0.55 ")	0.015	OF FOOD

* This includes allowance for baking our own bread. Basic is 500 momme.

** During period I the S. was 2 go of "salad oil" and 3 go of "cooking oil"; henceforth only inferior oil. Period III actually S. 2 go of oil and B. 60 grams of some undecided fats.

\# Period III actually: Basic 1/2 kin, Supplementary 1 kin.

\## Fresh meat at ceiling prices in fact only obtainable since August 1948; before that replaced by 2 lbs. of canned meat.

RESTRICTED

DECLASSIFIED E.O. 11652, Sec 3(E) and 5(D) or (E) NND# 760050

RESTRICTED

Sub-Enclosure No. 2 to Enclosure No. 1 to Despatch No. 63 dated January 29, 1949 from the United States Political Adviser for Japan, Tokyo, on the subject "Supplementary Food Rations for Foreign Nationals in Japan".

(COPY)

INTERNATIONAL
COMMITTEE
OF KOBE

TABLE B

COMPARISON BETWEEN PRESENT RATIONS FOR OCCIDENTALS IN JAPAN (Basic and Supplementary combined) AND BRITISH RATIONS

(Actual quantities converted into lbs. per month)

JAPAN	Article:	GREAT BRITAIN
29.1/2 lbs.	(FLOUR	unrationed
	(BREAD	unrationed
16.1/2 lbs.	POTATOES	unrationed
none	OATMEAL	unrationed
1 lb. 15 oz.*	FATS	2 lbs. 10 oz.**
2.1/2 lbs.	MEAT	5 lbs. approximately
7.1/2 lbs.	FISH	unrationed
15 pcs.	EGGS	6 pcs. approximately
7.1/2 lbs.	VEGETABLES	unrationed
none	MILK	10 to 13 pints
13.1/4 oz.	"MISO"-CHEESE	6.3/8 oz.
2 lbs.	SUGAR	2. lbs. 2 oz. plus 12 oz. Sweets & Chocolate
none	JAM	unrationed
7 oz.	SALT	unrationed
1.1/2 lb.	SAUCES	unrationed
none	TEA	8 oz.
none	COFFEE	unrationed
		24 POINTS with which to buy canned or other restricted foods

---

* (Japan) Butter 16 oz.
Cook.Oil 13 oz.
? Fats 2 oz.

** (Gr.Br.) Butter 12.3/4 oz.
Margar. 17 oz.
Cook.Fats 4.1/4 oz.
Bacon/Ham 8.1/2 oz.

RESTRICTED

DECLASSIFIED E.O. 11652, Sec 3(E) and 5(D) or (E) NND# 760050

Sub-enclosure No. 3 to Despatch No. 63 dated January 29, 1949 from the United States Political Adviser for Japan, Tokyo, on the subject "Supplementary Food Rations for Foreign Nationals in Japan".

RESTRICTED

(COPY)

INTERNATIONAL COMMITTEE OF KOBE

TABLE C

PRICES CHARGED PER UNIT OF THE FIVE STAPLE COMMODITIES ONLY, WITH TOTAL EXPENDITURE PER MONTH PER PERSON, AND COMPARISON WITH APPROXIMATE SALARY PAID TO ARMY'S FOREIGN EMPLOYEES

MONTH	FLOUR per kg.	POTATOES kan	BUTTER per lb.	OIL per go	SUGAR per kin	COST per Month	Fair INCOME p.m.	Income PROPORTION:
1946	(Exch. 1:15)							
Jan	-.39	-.65?	24.00	-.37	-.56	81.28	2180.-	27 x
Feb	.	.	..	-.38	1.26	82.33	.	27 x
Mar	.	1.85	.	.	.	85.88	.	25.1/2 x
Apr	1.80	6.03	.	.	1.46	115.50	.	19 x
May	.	.	50.00	1.00	1.50	196.66	3970.-	20 x
June	.	.	65.30	.	1.30	242.46	.	16.1/2 x
	First decrease in units rationed							
July	.	.	.	.	.	173.22	.	23 x
Aug	1.92	.	.	.	.	174.73	.	23 x
Sept	.	.	67.00	.	4.84	183.44	.	22 x
Oct	.	.	.	.	.	183.44	.	22 x
Nov	3.66	.	.	.	.	205.26	.	19 x
Dec	.	.	.	.	.	205.26	.	19 x
1947								
Jan	.	.	.	.	.	205.26	.	19 x
Feb	.	.	.	.	.	205.26	.	19 x
Mar	.	.	.	2.00	.	208.26	.	19 x
	(Exch. 1:50)							
Apr	.	.	.	.	.	208.26	.	19 x
May	.	12.60	.	.	12.10	241.85	.	16.1/2 x
June	.	.	.	.	22.27	257.10	.	15.1/2 x
July	9.70	.	.	.	.	332.84	.	12 x
Aug	.	.	88.00	.	.	374.84	.	10.1/2 x
Sept	.	15.10	.	4.97	22.64	391.94	.	10 x
Oct	.	.	201.85	.	.	619.64	.	6.1/2 x
Nov	.	.	.	.	.	619.64	.	6.1/2 x
Dec.	12.23	18.00	.	.	.	660.06	.	6 x
1948								
Jan	.	.	.	.	.	660.06	.	6 x
Feb	.	.	.	.	.	660.06	.	6 x
Mar	.	.	.	.	.	660.06	.	6 x
Apr	18.66	.	.	.	14.20	748.00	.	5.3 x
May	.	.	.	7.32	.	755.00	4950.-	6.6 x
June	.	.	.	.	.	755.00	.	6.6 x
	(Exch. 1:270)							
July	.	.	360.30	7.10	.	1101.90	.	4.5 x
Aug	24.86	.	.	7.00	17.15	1133.10	.	4.3 x
Sept	.	29.00	465.00	19.50	.	1413.00	.	3.5 x
Oct	.	.	.	.	.	1413.00	.	3.5 x
Nov	.	.	.	.	.	1413.00	9000.-	6.4 x
	Second decrease in units rationed							
Dec	37.70	.	.	.	47.48	1137.92	.	8 x

NOTE: At the end of 1948, the cost of 300 momme of meat, 900 momme of fish, 15 eggs, vegetables, the baking of bread and other minor items roughly came to almost Yen 1200.- per month.

RESTRICTED

DECLASSIFIED E.O. 11652, Sec 3(E) and 5(D) or (E) NND# 760050

RESTRICTED

Enclosure No. 2 to Despatch No. 63 dated January 29, 1949 from the United States Political Adviser for Japan, Tokyo, on the subject "Supplementary Food Rations for Foreign Nationals in Japan".

(COPY)

INTERNATIONAL COMMITTEE OF KOBE.
30 Yamamoto dori 2 chome
Ikuta ku Kobe.

5th January 1949.

Explanatory Letter to
The Heads of the various Diplomatic Missions etc.,
TOKYO.

Gentlemen,

We beg leave to refer to the enclosed copy of our to-day's Appeal to the Supreme Commander of the Allied Powers, and must bespeak your support, on behalf of your own nationals as well as for those who have no diplomatic representation in Japan at the present time, for plainly humanitarian reasons. We fear that a point has been reached where only intercession can help, since apparently any move on the part of the Japanese authorities to curtail what living facilities were left to the group concerned, receives official sanction.

The second, acute decrease since the original SCAP directives were issued soon after the end of the war, leaves our regulated food supplies on a level entirely insufficient for sustenance, at a time when uncontrolled prices for foodstuffs have attained heights where the majority of occidental residents no longer can afford adequate purchases. The salaries, in general based on what the Army offices pay, have for long been disproportionate to the devaluation of the Yen - drastically reflected in the cost of living - as well as to the comparable earnings of Japanese nationals. This in spite of the fact that the latters' corresponding standard of living is acknowledged to be inferior, and that they have means of obtaining supplies unavailable to the alien. The Japanese rice ration, incidentally, their main basis, has gone up from a war-time 2.1 "go" per day per person to, first 2.3 "go", then 2.5 "go", and now 2.7 "go". Sundry "extras" are apparently also distributed on occasion, which we no longer receive.

A very recent augmentation in army salaries, which for some time may not find its repercussion in private firms, is still negligible, as the purchasing power remains way below the one which a much smaller salary had three years ago. It must not be overlooked that the reduction of the "nominal" exchange rate from 15 to 50 and then 270 per dollar was fully followed by cost of living. Against a Yen devaluation of from 1 to 18 within the period, salaries have now, at the very tail-end, been increased from 1 to 6.

The result is that people simply no longer can live from their honest earnings. After conscientious investigation we have come to the conclusion that out of over 1450 registered foreign residents in our district only one quarter at the most, probably not

over

DECLASSIFIED E.O. 11652, Sec 3(E) and 5(D) or (E) NND# 760050

over 300 persons, can afford to buy freely in the black and uncontrolled markets the food which they need. Within this fourth, which includes all those who have arrived after the war and are in receipt of foreign currency salaries, only 173 persons (as of the end of November) had the facility of purchasing at the Overseas Supply Store; and of these, again, a large proportion cannot spend more than a few dollars a month, money which is sent to them as a gift by relatives or friends. This will certainly not suffice to cover all needs; but even where a person should have funds abroad, restrictions may prevent their full use.

The remainder, practically 1200 persons, have to subsist on an insignificant income unless they are "in business". Many are forced to supplement the salary by the sale of personal effects, and considering that already during the war few foreigners (except Axis nationals) had a regular income, and that quite a few lost their home in the bombings, this means an extraordinary hardship for them. Others are aged refugees of World War I, who had never been able to build up a comfortable new existence, and who now actually face starvation unless they apply for charity - a most galling degradation for an Occidental. Fifteen persons, 1½ per cent of the adult foreign population of this district, are already on Japanese relief; a few are assisted by private charity, and we expect many more to follow. Before the war, Kobe was proud to have hardly half a dozen foreigners on (communal) part-relief, with a vastly larger constant population, and a considerable floating one.

We do not exactly know what the situation is elsewhere, but understand that in every region there are quite a few old time residents whose lot is very hard. Our district may be in the worst position for the fact that we have such a large proportion of stateless persons. But the situation of others, allied or neutral, is often not a more enviable one, through no fault of their own. During the war, their opportunities to make a living were at best slight and haphazard. In most cases their capital was frozen, and what could be salvaged has since lost its purchasing power almost entirely. Long before the war, all ways to safeguard their assets were closed to them, and three years after its cessation the recovery of possible foreign investments is still beset with highly complicated hindrances.

The plea which we submit is made on behalf of the pre-war residents and their families, not the post-war arrivals who have all they need, and in abundance. Yet it is better that these should perchance share in a needless benefit than that their superfluity should cause the old-timers to starve.

The latter are not infrequently told that they should have left before the war, or could leave now if they did not like the conditions. Permit us a short review.

Those whose circumstances allowed them to leave have mostly done so. Six months before the outbreak of the war, travelling became virtually impossible for the majority. The "Exchange steamers", arranged for early in the war, were reserved for certain allied nationals, and insufficient even to take all the applicants. The many non-allied nationals had no possibility to

leave

DECLASSIFIED E.O. 11652, Sec 3(E) and 5(D) or (E) NND# 760050

leave until after the war (in spite of efforts made), and then only by practically abondoning all they had. Few care to go home "on the dole", and there is still no way of remitting one's funds abroad. Most persons able to start a new life elsewhere have gone in the meantime; so have those in the employ of firms abroad, or whose relatives were willing to support them. The ones left behind are mainly people without such ties, without foreign assets, and too old or too young to face an unknown fate in unfamiliar surroundings. (Provided, in the first instance, that there be a country ready to admit them, which is not a certainty). Others, again, had valuable organizations in Japan, and naturally hoped that within reasonable time after the termination of the war they could resume their activities - incidentally to the benefit of the international trade which is of such paramount importance in international recovery. It will not be the occasional visitor who is going to build up such intercourse.

During the war the Japanese looked on all aliens as enemies. The current joke was that the Japanese only distinguished between declared enemies, allied enemies, and neutral enemies. They were treated accordingly. Most men and many women of allied nationalities, including some very old and sickly ones, were interned in camps under disgraceful conditions, while others, allied and neutral (and Axis nationals suspected as non-conforming) were imprisoned under flimsy pretext, subjected to indignities and kept in filthy and maddening solitary confinement. Several persons died, in camp as well as in prison, whose death must directly or indirectly be attributed to lack of barest attention, if not to criminal neglect or worse. We have never heard of any protests having been lodged against such uncalled-for and harsh treatment of civilians (in contrast with the outcry against cruelty toward POWs) and these same sufferers are now discriminated against with the rest of the old residents.

Those who were left at home "in peace" - except for constant spying upon and the daily dread of the kempei tai - were fed less and less and more and more monotonously, until forced to buy in the black market at the very serious risk of police prosecution. That is when many began selling their possessions in order to keep body and soul together. The effects of this starvation period are still noticed by most, and can only be gradually removed by constantly improving one's diet. The means to do so are not made available. An occidental resident of whatever nationality and whatever number of years, cannot thrive on the food which supports an oriental.

We do not make a claim for luxuries, although the foreigner residing in Japan was used to a better-than-average style of living. Japan knew but few hand-to-mouth Occidentals; most were responsible business men, specialists, teachers and so forth, of no disgrace to their country. Also, whatever the length of their residence, they never became "japanified": they remained true to their home-land, returning there for vacations whenever feasible, and upheld the prestige of the West. The implication that these residents are but "white Japanese" we energetically refute. Their sentiment throughout the war, whether they belonged to allied nations

or not

DECLASSIFIED E.O. 11652, Sec 3(E) and 5(D) or (E) NND# 760050

Enclosure No. 2
to Tokyo's Despatch No. 63,
January 29, 1949

or not (unless naturally, Axis nationals, the remnant of whom have apparently been absolved), were definitely pro-allies. The Japanese knew it, and the foreigners were made to feel that they knew it.

When the Occupation Forces came, they were welcomed with open arms. War-weary residents had nothing to give them except a "home". We know how they appreciated this unselfish hospitality, and from assurances received gather that it considerably contributed to the morale of the young men in uniform. If a few homes made the welcome an occasion for shady business, we can only say that there must have been partners in the other camp. In the majority of cases the reception was friendly, sincere, and without ulterior motive - and offer enough at considerable cost to one's own comfort.

It was fully realized by the foreign residents that after the war a return to a normal way of living could not be expected within months. They were patient. But after almost three and a half years, and with no peace on the horizon, they now see that while more and more facilities are given to new arrivals, the unfortunate war-timer's life becomes more and more difficult. The discrimination is felt all the more keenly because many of these new arrivals are but old co-residents and friends; fortunate in having escaped the horrors and privations of actual warfare, but no whit the better of those they left behind. Not only that, but sundry resident Japanese are suddenly promoted to the full-fledged privileges of post-war Americans, upon the happy discovery of an accidental birth in USA... In various ways, insult is added to injury.

With a food situation which is now declared to be markedly better than it was three years ago, old residents are "entitled" to considerably fewer calories, less bulk, less variety in their already unbalanced diet. At the same time the black market for critical items - which in view of the initial insufficiency of "rations" had always to be patronized - has not only become far more expensive but has gone more underground, is harder to get at for the suspicioned alien.

We do not argue in favour of a wider black market. Quite on the contrary, we dislike the very idea of it having to be resorted to, and believe that with a better will and sincerity much more could be done to abolish it. In the meantime the few items that one can buy in the open market - at prices not much lower than "black" but of inferior quality - do not provide either the calories, bulk or variety of food such as an Occidental of even the most frugal habits needs for his health. Especially after several years of preceeding debilitation due to undernourishment.

The generosity of the American public, the American Government and Army, towards defeated and other necessitous nations is too well known to be doubted by us. We can only surmise that there must be a misrepresentation or exaggerated technicality in regard to this handful of aliens, a stumbling-block which it should not be impossible to remove, though we do not seem to succeed ourselves. Unfortunately the foreign residents have too long trusted in a gradual amelioration of their situation. Instead of which they are now

notified

DECLASSIFIED E.O. 11652, Sec 3(E) and 5(D) or (E) NND# 760050

notified of a further and serious aggravation.

Since it is the declared intention of the United States to improve the standard of living of oriental peoples, it seems entirely contradictory and illogical that Occidentals used to a very high standard, and who have so far quite successfully taught the Japanese in the matter of better alimentation, should not only be neglected but relegated to a level imcomparably inferior to what the Japanese have been accustomed to for ages. Yet while appeals made in various quarters by appointed representatives of this community usually elicted expressions of sympathy, nothing further ever happened to relieve the discouraging circumstances, which on the contrary are allowed to go from bad to worse. Sympathy alone does not nourish, and when it is recalled that in the whole of Japan there are not more than a few thousand occidental residents (less than 1500 in this major district of Kobe) more favourable arrangements do not seem beyond possibility.

If we analyze the system by which the Japanese Government pretends to abolish the black market of food (as well as other items), we come to the conclusion that it is by pegging the official prices to a level just below (in a few instances actually above!) the current "black" ones, which, now, represent the approximate maximum which the Japanese people can stand.

Salaries paid by private firms to foreign resident employees are usually based on those paid by the Army. In the Army such salaries, even after the recent increase are at a rate less than 20 per cent of the salary paid to Department Army Civilians. In order to bring salaries of foreign resident employees into line with cost of living and the earnings of the Japanese (on an average higher than those of a foreigner) a large and immediate increase would have to be made.

Numerous others, however, could not benefit from even such an adjustment. It would, in general, be much preferable to receive a sufficiency of fit foodstuffs, in adequate quantity and variety, at more moderate prices.

The group of destitutes at present at the public charge in the meantime will have to be compensated without delay for any reduction in the official rations. The present arrangement, under SCAP directive, is that they be given their complete rations free, plus a scanty monetary allowance. Having to purchase a greater amount of food in the markets, the monetary allowance (meant to cover rent, light, fuel, clothing and incidentals) will no longer be sufficient to prevent starvation. This group, we repeat, is bound to increase. The charitable LARA institution exclusively supplies the Japanese needy.

Permit us a few further comments on the food-rations which non-Army civilians now receive.

Certain food-items should be included in the rations as being essential to the Occidentals, although not important to the

Japanese

DECLASSIFIED E.O. 11652, Sec 3(E) and 5(D) or (E) NND# 760050

Enclosure No. 2
to Tokyo's Despatch No. 63,
January 29, 1949

Japanese. This applies in the main to cheese, milk, jam, eggs, more butter, more potatoes and vegetables, fruit at practicable prices. The main "vegetable" is onions.

We do not understand why cheese and milk should be withheld from foreign rations, when production evidently suffices to fully provide the black market. Our pleas to receive an official allotment have been rejected on the pretext that cheese was insufficient, canned milk reserved for infants and invalids. Yet infants, even, cannot obtain milk in sufficiency, and an occasional tin only after so much trouble, expense and loss of time that the mothers prefer to buy "black" which in the end is hardly more expensive. The costly fresh milk, difficult to get, is rarely unadulterated, and often contaminated. Cheese is but seldom and inofficially obtainable at (now) Yen 360.- a pound, which many cannot afford. Yet cheese would be a most acceptable substitute for fats or meat, and the production cost must be far below this price.

We do not see why the exorbitant price of Yen 465.- per pound should be charged for butter, "including tax", when the same Japanese brand is liberally sold at the Overseas Supply Store at $ 1.- At only one hundred yen more, around Yen 560.0, any amount of butter may be bought in the black market. It thus cannot be a question of shortage. - The oil which is given out deserves to be classed as "unfit for human consumption". Other fats there are none. Japanese "margarine" we would have to refuse as actually uneatable. - While the Japanese are accustomed to a non-fatty diet, the Occidentals rarely can adjust themselves to it.

As stated in the letter under reference, eggs, which have a ceiling price of Yen 11.-, cost Yen 18.87 with no guarantee as to their freshness. At an increase of about 10 per cent, eggs can be bought "black" when needed, and of good quality.

A small supply of tea and coffee would certainly be a great help. The former is "free", the latter only to be had "black" and both almost equally unobtainable.

Since admittedly a satisfactory supply of sugar is in view, an overall increase of half a kin per head - amounting to a monthly difference of perhaps a couple of tons for all of Japan - would have been appreciated. Sugar is a main necessity to Occidentals, to the Japanese it is but incidental.

As very few other vegetables can usually be bought, potatoes acquire a greater importance than ever. Also: they fill. Incidentally, the quantity allotted always contains a remarkable proportion of decayed tubers, so that it is misleading.

We understand that a certain amount of canned goods destined for export are regularly rejected on inspection, but nevertheless good enough to be served in hotels and other places managed by the Boeki-cho for "traders". Under the circumstances they ought to be good enough for foreign residents' consumption, and a transfer to the respective Department should not be impossible

even if

DECLASSIFIED E.O. 11652, Sec 3(E) and 5(D) or (E) NND # 760050

Enclosure No. 2
to Tokyo's Despatch No. 63,
January 29, 1949

even if a dollar remuneration had to be forsaken for this fractional amount.

Fresh meat has been put back on the quota for 1945-6 300 momme per month (about 1.1/3 ounce per day), but three years ago we received, in addition, 7 lbs. of canned goods, most of which was meat of some condensed kind. The present price of meat, in spite of a special reduction from ceiling price, is very high for many foreigners. It is not its cost alone which counts: the cooking involves further expenditure for fuel and ingredients.

With electricity almost unavailable for cooking, gas reduced to a minimum and poor in quality, coal not forthcoming even to a small quantity promised, wasteful because of dust, and unattainable to the average purse, a standard distribution of charcoal at reasonable price should be granted. An average irregular supply of half a "bale", say some 20 lbs., per household per month (1948), of inferior and dusty quality, is quite insufficient.

It should not be overlooked that the foreign resident has no opportunity to eat a meal or even a sandwich outside of his house, except at fantastic prices in "illegal" restaurants. Army employees are slightly better off, but few can take more than the lunch, partly for family reasons, partly because there is no place where they can spend the intervening time. There have been unpleasant remarks on the "greediness" of employees taking lunch only, when, as a matter of fact, this one meal may be almost all their daily food. The charges are monthly ones based on three daily meals.

It would considerably alleviate the lot of many if they were permitted to buy in the Overseas Supply Stores by purchasing a fixed amount of Dollars per month through an official agency, at the Army exchange rate, and provided they were not otherwise in receipt of "acceptable currency". A recommendation to this effect was made in a letter dated 14th October 1948, addressed to the Commanding General, I Corps, by Lt. Col. George L. Atwood, Commanding Hyogo Military Government Team, to whom the situation was fully and frankly explained, and who evidently realized the great difficulties of the aliens in Japan. So far nothing further has been heard. A possibility of varying one's meals with the help of certain condiments - which were always imported and always in use by Occidentals - seems to become an imperative necessity. Not even tomato-sauce is available, and almost nothing to make a sandwich.

Reluctantly, and only because further procrastination might threaten the very existence of a group of occidental people, have we resolved to unadornedly place the circumstances before the appointed representatives of our various governments, on behalf of all, and to request their good offices in arriving at some fair and workable solution. We believe our strong claim for more consideration of the old resident justified - he, too, was and is an ambassador of occidental culture and of a higher plane of living. It does not seem right that allied, neutral and stateless Occidentals whould suffer under comparatively greater handicaps than the Japanese themselves, in whose war, after all, they were involved against their will. It would appear better justice if the Japanese authorities, who indulged in their antipathies during the war, were now made to offer redress by a

markedly

DECLASSIFIED E.O. 11652, Sec 3(E) and 5(D) or (E) NND# 760050

markedly preferential treatment. Nor is it in accordance with the gospel of fairness and the pursuit of personal happiness when those unfortunate enough to have had to stay behind, must forcedly continue to undergo unwarranted privations, after the distress of the war-years, in contrast to their compeers lucky enough to repatriate in time, and now back in the same Japan. Isolated and neglected as this small minority group now is, in its time it was a valuable asset in international relations, and it is only too willing to again become so in the interests of trade, culture and a better international understanding.

We have the honour to be, Gentlemen,

Respectfully yours

INTERNATIONAL COMMITTEE OF KOBE

U. A. Casal, Chairman
W. A. McIlwaine, Hon. Secretary
P. Bjoerstedt, Hon. Treasurer

TO:
The Head of the Apostolic Delegation
The Head of the Australian Mission
The Head of the Belgian Mission
The Head of the Canadian Mission
The Head of the Danish Diplomatic Mission
The Head of the French Mission in Japan
The Head of the Indian Liaison Mission
The Head of the Italian Diplomatic Mission
The Chief of the Netherlands Military Mission
The Head of the Norwegian Diplomatic Mission
The Head of the Portuguese Diplomatic Agency
The Head of the Spanish Diplomatic Mission
The Head of the Swedish Diplomatic Mission
The Head of the Swiss Diplomatic Mission
The Member for the U.S.S.R. on the Allied Council for Japan
The Head of the United Kingdom Liaison Mission
The Chief of the United States Diplomatic Section

DECLASSIFIED E.O. 11652, Sec 3(E) and 5(D) or (E) NND# 760050

RESTRICTED

Enclosure No. 3 to Despatch No. 63 dated January 29, 1949 from the United States Political Adviser for Japan, Tokyo, on the subject "Supplementary Food Rations for Foreign Nationals in Japan".

(COPY)

MISSION FRANCAISE

AU

JAPON

Liberte - Egalite - Fraternite

REPUBLIQUE FRANCAISE

Tokyo, le January 18, 1949.

M E M O R A N D U M

To : SCAP, DIPLOMATIC SECTION

Subject : Status of Foreign Nationals residing in Japan.

The French Mission in Japan presents its compliments to the Diplomatic Section of SCAP and, referring to the letter from the International Committee if Kobe dated January 5, 1949, also sent to the Diplomatic Section, has the honor to make known that the reasons which have dictated this document seem to be fully justified. The French Mission thinks that, for considerations of impartiality and humanity, the facilities granted to Foreign nationals living in Japan - facilities that a great number cannot afford on account of local conditions - should be distributed in a better way.

Therefore, the French Mission has the honor to inform that it would approve any step which could bring a fair solution to this problem.

DECLASSIFIED E.O. 11652, Sec 3(E) and 5(D) or (E) NND# 760050

RESTRICTED

Enclosure No. 4 to Despatch No. 63 dated January 29, 1949 from the United States Political Adviser for Japan, Tokyo, on the subject "Supplementary Food Rations for Foreign Nationals in Japan".

(COPY)

GENERAL HEADQUARTERS
FAR EAST COMMAND

CHECK SHEET B. S. Appleton, 57-8395

(Do not remove from attached sheets) WFM/FLW/HFS/eb

File No. 230.033(13 Jan 49)ESS/PD Subject: Elimination of Supplementary Ration for Foreign Nationals

From: ESS To: G-1 Thru: PH&W DS Date: 13 January 1949

1 1. This Check Sheet formalizes conversations between ESS, PH&W, G-1, Diplomatic Section, and the Religious and Cultural Division of CIE with respect to the elimination of the supplementary ration to foreign nationals because of the improved food conditions in Japan, and the imminent establishment of a Korean Embassy and subsequent eligibility of approximately 600,000 Koreans for the Foreign Nationals supplementary ration (under SCAPIN 1069, dated 19 July 1946).

2. The historical background for the establishment of a supplementary ration to Foreign Nationals has been thoroughly checked. A JCS communication of 13 June 1946 to the Supreme Commander of the Allied Powers (JCS/51) contains a directive relative to the treatment of all aliens in Japan. This directive, prepared by the U. S. Department of the State implements the policy adopted by the FEC on 5 June 1946. The wording of several paragraphs implies that the responsibility of the Japanese government for the welfare of aliens is of a temporary nature, covering the period during which they are preparing for voluntary departure to their countries of origin. As illustration of the implied temporary natire of this responsibility, the following paragraphs from JCS/51 are quoted:

"a. Aliens shall be allowed, if they so desire, to leave Japan as early as possible, except such persons who are held as war criminals or for security reasons:

"b. Subject to your general control, the Japanese authorities should be held responsible for the care, safety, and welfare of such persons and for their transportation to ports of embarkation."

Again under "d" of JCS/51: - "Responsibilities of the Japanese Authorities: Measures should be taken on behalf of United Nations nationals and neutrals to insure the health and welfare and transportation to a port from which they may embark for transoceanic destinations." In no FEC or JCS communication is it directly stated or implied that the responsibility of the Japanese Government to provide special privileges and treatment for foreign nationals residing in Japan shall be of a permanent nature.

BASIC:

DECLASSIFIED E.O. 11652, Sec 3(E) and 5(D) or (E) NND# 760050

BASIC: Check Note No. 1 from ESS to G-1, Thru PH&W, DS, subj: "Elimination of Supplementary Ration for Foreign Nationals

3. To insure the health and welfare of aliens in Japan at a period when the food shortage was critical and the mechanism of distribution highly disorganized, SCAPIN 1069 was issued in July 1946 by PH&W formalizing the responsibility of the Japanese Government to "cover the minimum nutritional requirements" at regular periods in a standardized manner. The contents of the supplementary ration was based on the physiological needs of foreigners as well as on availabilities. In July of 1946, the total rationed foods, both staple and non-staple, amounted to 1124 calories per capita per day for the normal consumer. Not infrequently even this low ration level could not be maintained. The free market offered little and many Japanese managed to survive only by frequent trips to the country to forage.

4. Two and a half years have now elapsed. Foreign Nationals now remaining in Japan, with few exceptions, are here because they choose to make Japan their home. The majority of foreign nationals have reestablished themselves economically to a greater or lesser degree. The food situation, although still requiring strict controls of basic items and significant imports of cereals, pulses, sugar, and fats and oils, has improved to a marked degree. The basic ration of cereals, sugar, fats and oils, miso and shoyu now amounts to 1440 calories a day for the normal consumer. During the past year, no ration days have been skipped. With rationed fish and vegetables included, the average daily caloric value of all rationed foods included in the Japanese basic ration is 1550-1600 calories per day. In addition, while admittedly at higher prices, the free market is again functioning, and now offers a wide selection that includes meat, eggs, butter, shellfish, most high grade fish, peanuts and fruit. Although the additional ration of flour and rice provided by the supplementary ration is not available on the free market, the 2.7 "go" ration in effect since November 1948 plus the free market foods now available can provide ample calories to satisfy the minimum requirements of foreign nationals with a better and more balanced diet than the present supplementary ration with its high carbohydrate component.

5. It is the policy of the U. S. to finance from appropriated funds the imported food necessary to support a 1440 caloric level. Thus directly, or indirectly, additional ration requirement must be considered an additional charge on the U. S. Treasury. At present there are approximately 36,000 Foreign Nationals (principally Formosans and Chinese) receiving the rice dietary supplementary ration, and approximately 8000 foreign nationals receiving a non-rice dietary supplementary ration of whom 579 are stateless. The table below shows the annual cost per capita for the supplementary rice dietary - the present total cost of the supplementary ration program in terms of imported foods (assuming the cost of the rice and non-rice dietary to be approximately the same), and the additional cost in terms of imported food for the supplementary ration for 600,000 Korean.

Commodity

DECLASSIFIED E.O. 11652, Sec 3(E) and 5(D) or (E) NND# 760050

Commodity	Average Unit Cost (M. T.)	Per Annual Capita Rice Dietary Supplementary Ration Quantity	$ Value	Total Quantity 4/ and cost for present Supplementary Ration Quantity	Cost	Additional Quantity Required for Koreans and cost Quantity	Cost
Rice	$175	36 kgs	$6.300	1,584 M.T.	$277,200	21,600	$3,780,000
Wheat flour	$117	22.5 kgs.	2.633	990 M.T.	115,830	13,500	1,579,000
Shoyu 1/		5.2 kgs.	---	228.8	---	3,120	---
Salt	$18	.78	.014	34.32	617.76	468.M.T.	8,424
Soybeans	$100	.676	.068	29.74	2,974.0	405.6	40,500
Fats and Oils	$600	5.94 kgs.	3.564	261.4	$156,840.	3,564	2,138,400
Sugar	$135	7.2 kgs.	0.972	316.8	42,748	4,320 M.T.	583,200
Eggs 2/		120 pcs.	---	5,480,000 pcs.	---	72,000,000 pcs.	---
Feed	$ 75	40.0 kgs.	3.00	1,764. M.T.	$132,300	24,000 M.T.	$1,800,000
Fish 3/		1200 momme					
	TOTAL		16.55		$728,510		$9,930,024

1/ Cost calculated on basis of imported raw materials - soy sauce 15% by weight salt, and 13% by wgt soybeans.

2/ Cost of eggs calculated at the cost of imported feed required - 1 M.T. of feed for 3000 eggs.

3/ Indigenous.

4/ Figured on the basis of 44,000 foreign nationals at present receiving supplementary rations. Of these 8,000 receive non-rice dietary, but the cost is not significantly different.

Enclosure No. 4 to
Tokyo's Despatch No. 63,
January 29, 1949.

RESTRICTED

DECLASSIFIED E.O. 11652, Sec 3(E) and 5(D) or (E) NND# 760050

Enclosure No. 4 to
Tokyo's Despatch No. 63,
January 29, 1949.

BASIC: Check Note No. 1 from ESS to G-1, Thru PH&W, DS, subj: Elimination of Supplementary Ration for Foreign Nationals

6. It is concluded that:

a. Present circumstances with respect to the repatriation of foreign nationals and the general food condition in Japan point to the need for a revision of the present policy vis-a-vis the supplementary ration for foreign nationals.

b. The continuation of the supplementary ration will entail additional rationing obligations valued at about $10,000,000.

7. It is recommended that:

a. As of 1 April 1949, all supplementary rations for foreign nationals shall be eliminated.

b. That indigent foreign nationals on whom the elimination of the supplementary ration inflicts a demonstrable hardship shall, as indigents continue to be the responsibility of the Japanese Government and will be supplied with the quantities and kind of free market foods considered necessary for their minimum requirements at the expense of the Japanese Government.

- W.F.M. - - - - - - - -