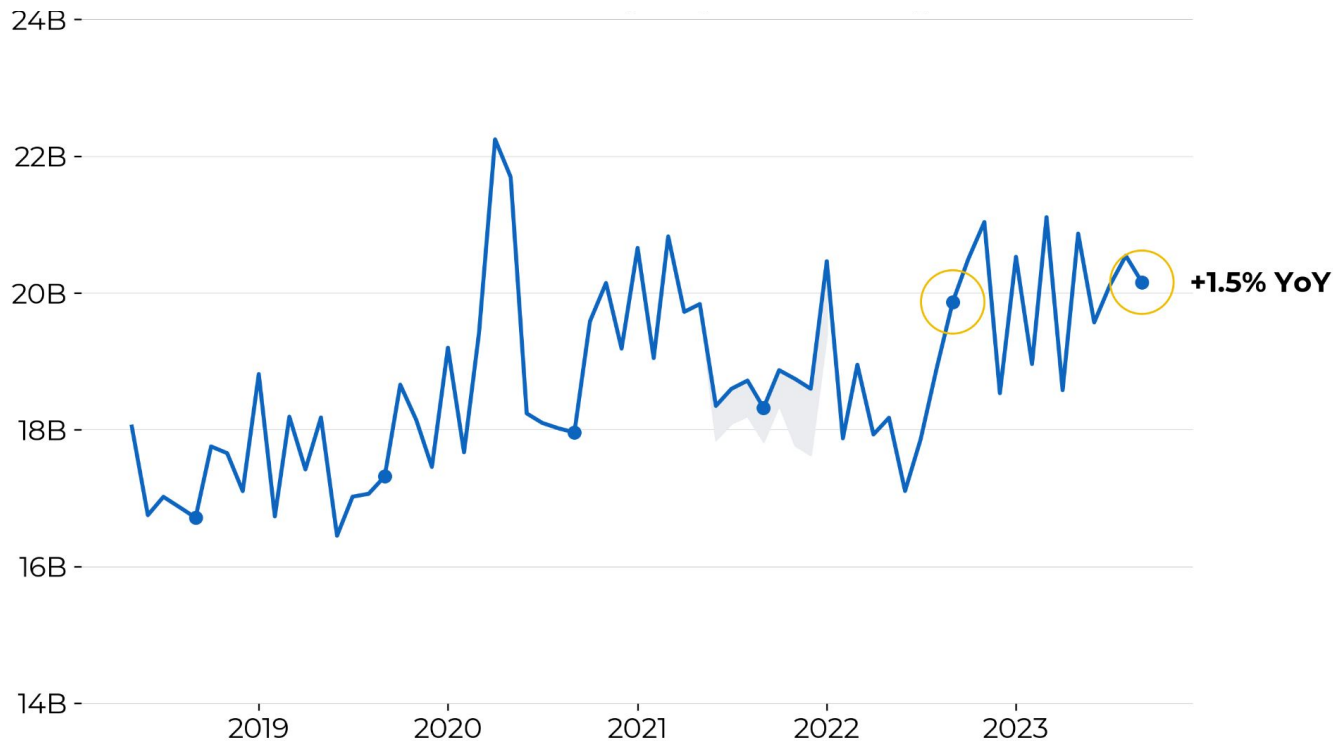


September 2023 Wikimedia movement metrics

Content interactions (September): Across Wikimedia, there were 20.2B content interactions in September, a 1.5% YoY increase



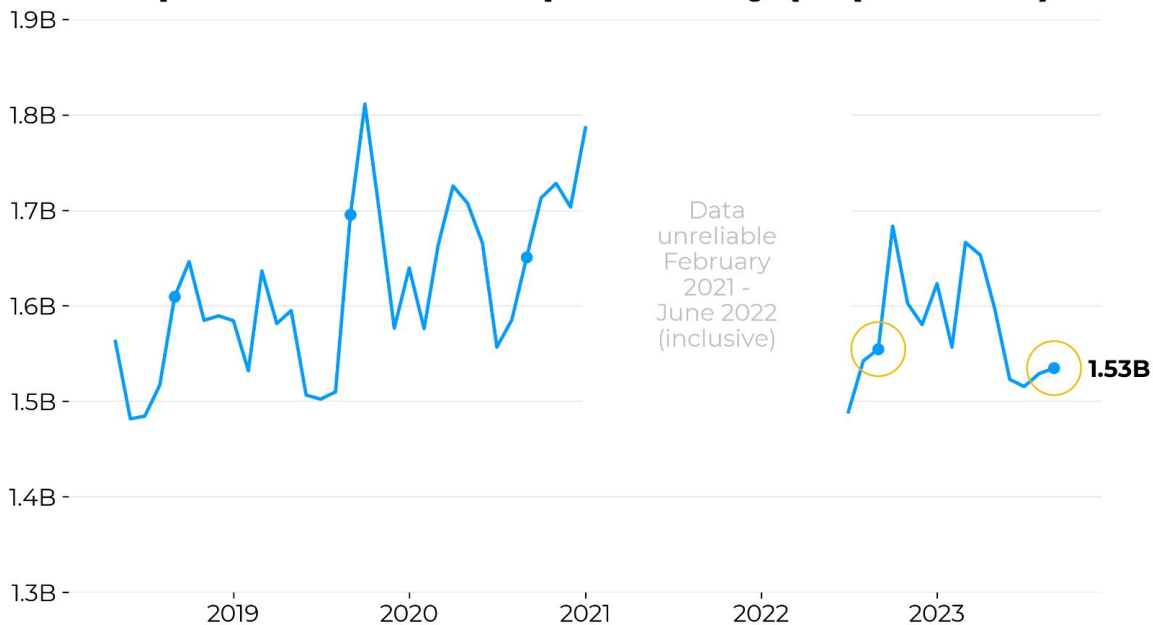
Graph Notes: Created by Movement Insights 2023-10-12 using data from <https://github.com/wikimedia-research/Reader-movement-metrics>

Explore [Content Metrics](#), [Readers Metrics](#) and [Editors Metrics](#) in Superset. Monthly aggregates are also available in Sheets: [Editors & Content](#) and [Readers](#). For metric definitions, see the [Product data glossary](#). For questions: [#insights-and-data](#)

Unique devices decreased by 1.3% YoY

This is also our third month of reliable year-over-year data after the unique devices [overcount issue](#).

Unique Devices - Wikipedia Only (September)

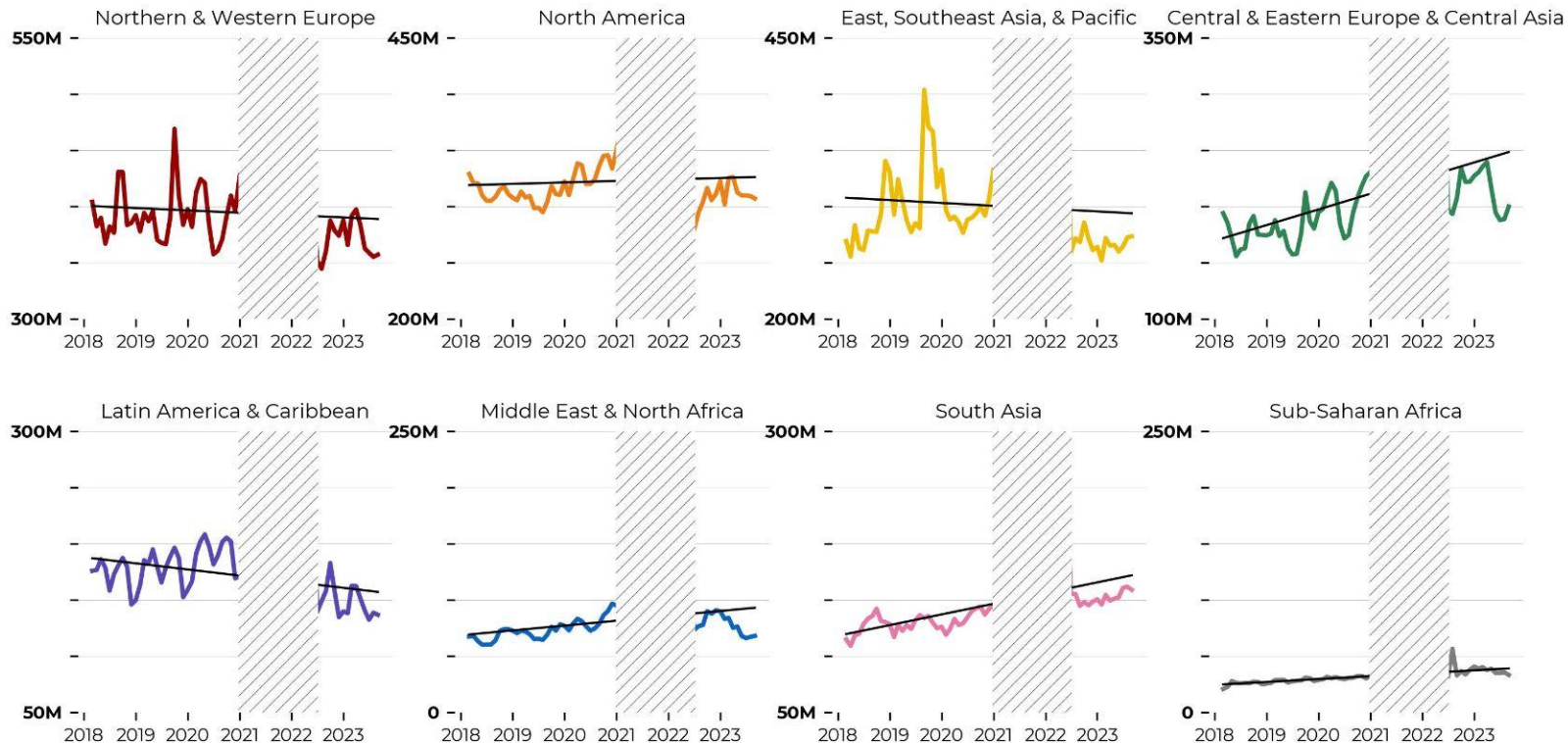


Graph Notes: Created by Movement Insights 2023-10-12 using data from <https://github.com/wikimedia-research/Readers-movement-metrics>

Explore [Content Metrics](#), [Readers Metrics](#) and [Editors Metrics](#) in Superset. Monthly aggregates are also available in Sheets: [Editors & Content](#) and [Readers](#). For metric definitions, see the [Product data glossary](#). For questions: [#insights-and-data](#)

Regional Unique Devices (September)

▨ Data unreliable [February 2021 - June 2022] (period not shown)

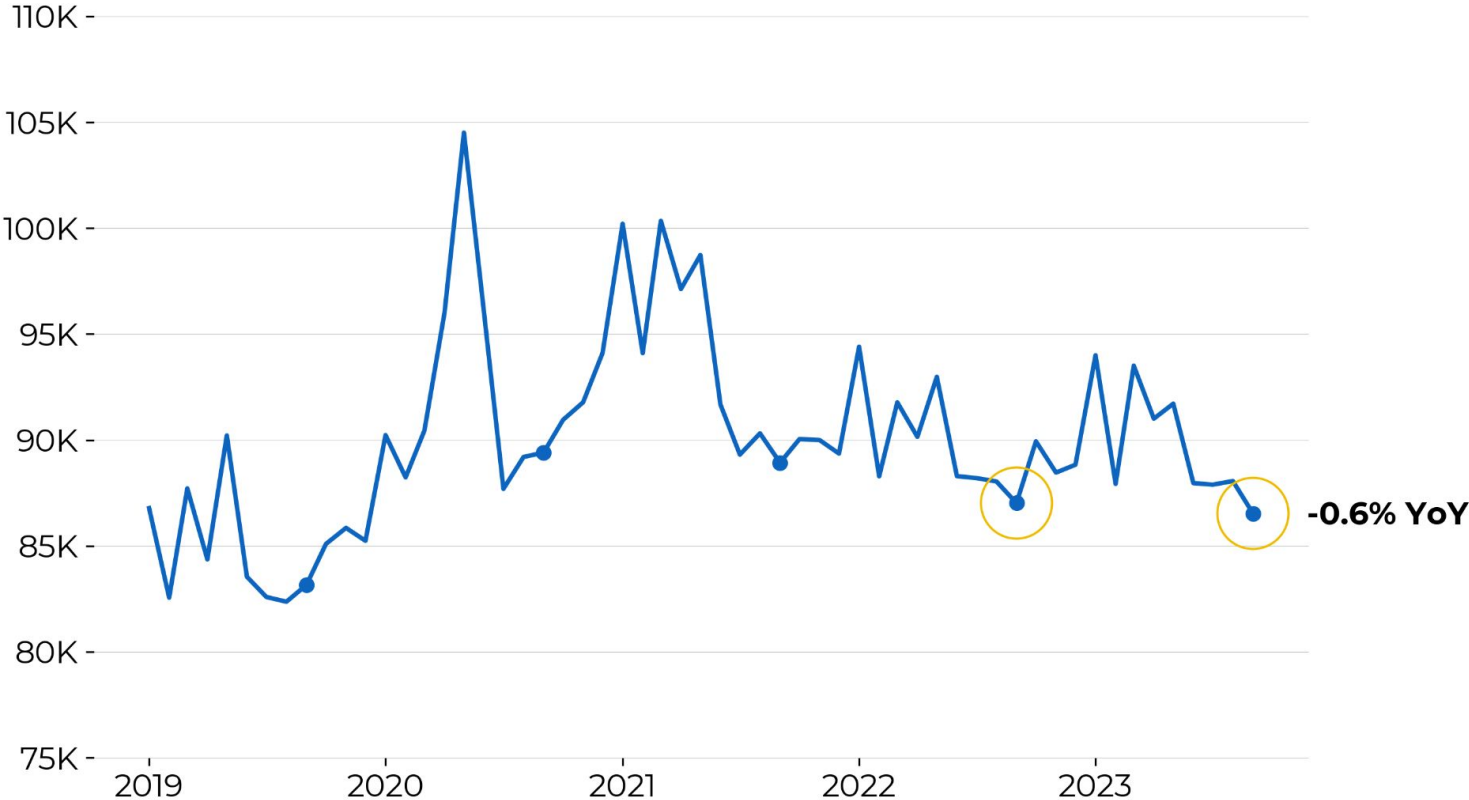


Graph Notes: Created by Movement Insights 2023-10-12 using data from https://docs.google.com/spreadsheets/d/13XrrnCaz9qsKs5Gu_IUs2jtsK9VrSiGllCleDgR6KM

Explore [Content Metrics](#), [Readers Metrics](#) and [Editors Metrics](#) in Superset. Monthly aggregates are also available in Sheets: [Editors & Content](#) and [Readers](#).

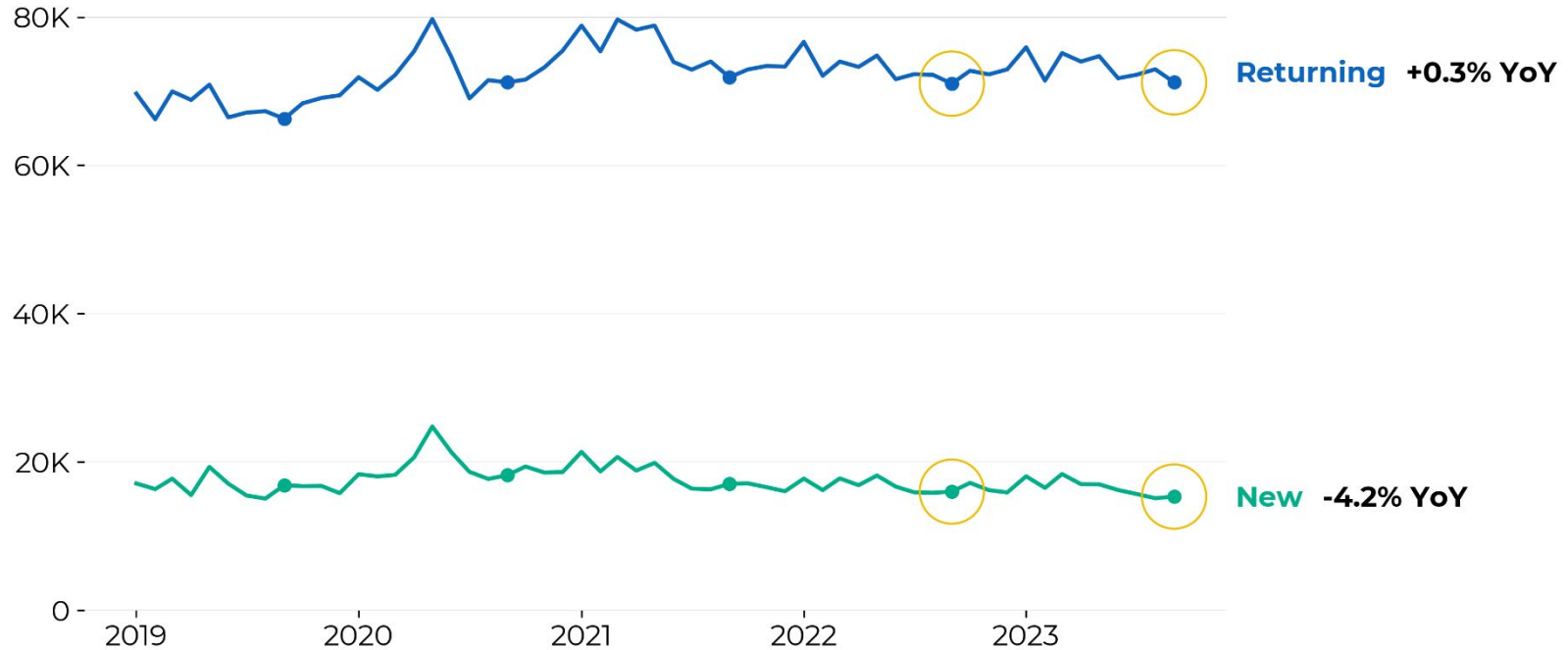
For metric definitions, see the [Product data glossary](#). For questions: [#insights-and-data](#)

Active editors decreased slightly YoY to 86k in September

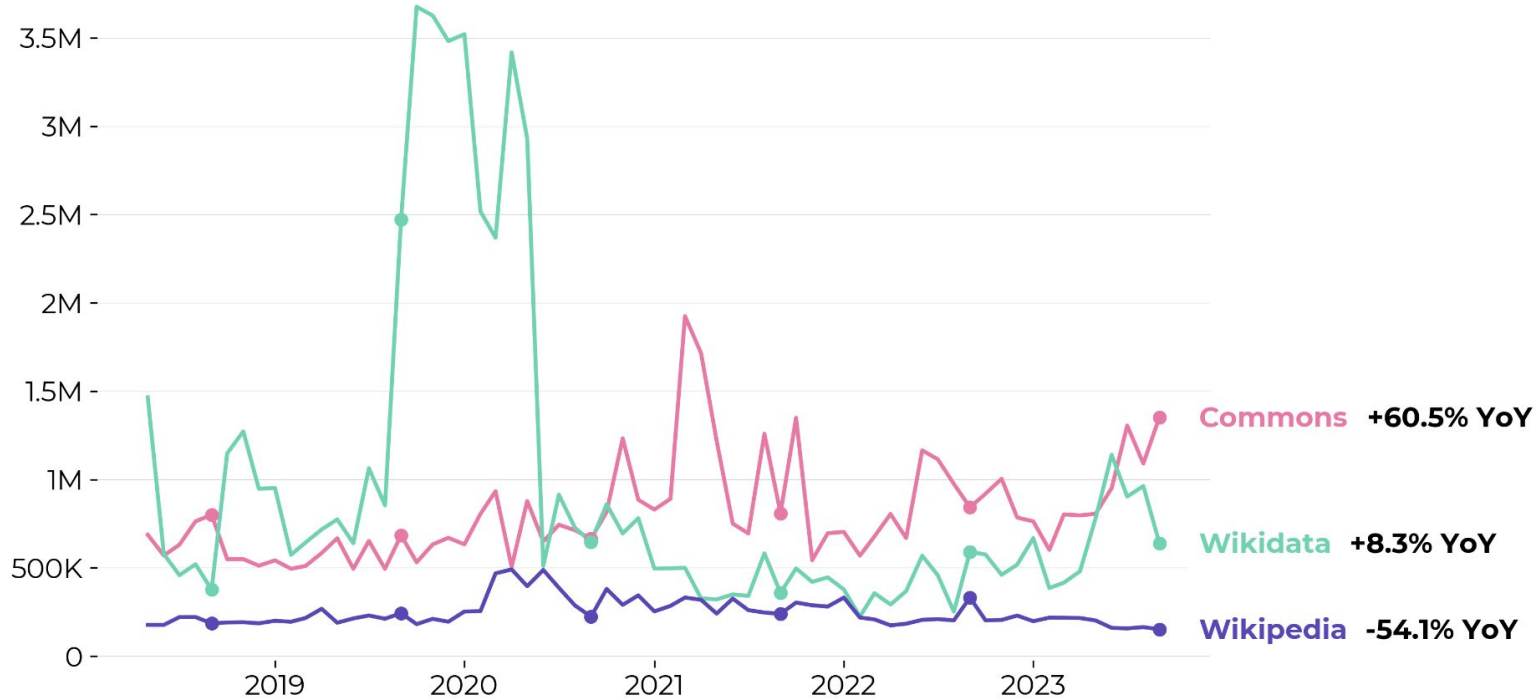


Explore [Content Metrics](#), [Readers Metrics](#) and [Editors Metrics](#) in Superset. Monthly aggregates are also available in Sheets: [Editors & Content](#) and [Readers](#). For metric definitions, see the [Product data glossary](#). For questions: [#insights-and-data](#)

In September, returning editors were relatively flat YoY while new editors decreased compared to this time last year



In September, net new content decreased on Wikipedia and Wikidata. Commons content continued to increase.



Graph Notes: Created by Movement Insights 2023-10-12 using data from <https://github.com/wikimedia-research/Editing-movement-metrics>

Explore [Content Metrics](#), [Readers Metrics](#) and [Editors Metrics](#) in Superset. Monthly aggregates are also available in Sheets: [Editors & Content](#) and [Readers](#). For metric definitions, see the [Product data glossary](#). For questions: [#insights-and-data](#)

In September, the percentage of articles about underrepresented regions remained relatively stable at 36.2%



In September, the percentage of biographical articles about women and gender diverse people decreased slightly to 23.3%

