

0 1 2 3 4 5 6 7 8 9 10

昭和六年

拓務統計

省務拓

庫文閣内			
函	五 八 三 六	號	和
架			冊
			類

土地及氣象	2頁
人口	4
司法	17
宗教及教育	26
衛生	29
財政	32
產業	40
商工業及金融	62
貿易	71
交通	96
通信	104
南滿洲鐵道株式會社	114
東洋拓殖株式會社	122
移植民及海外拓殖事業	131

拓務統計正誤表

頁	表	種	行	正	誤	頁	表	種	行	正	誤
2	2	國 債	全 地 址	681,013.69	681,014.69	76	54	昭和二年、移出	20 償還	13,907,138	13,907,138
5	6	内 債	大 6	86,335.971	86,335.971	77	55	昭和四年、移出	25 償還	7,239,663	7,239,663
26	27	建設、金債	種、昭 5	952,638	852,638	78	56	昭和四年、建設	1 償還	49,324,442	49,324,442
38	30	建設、建設	大 11	310,395,454	310,394,434	82	57	昭和二年、建設	昭、 6	99	99
44	33	大百、償還	昭、昭 5	419,940	602,620	83	58	昭和四年、移出	昭、 18	11,963	110,663
45	34	大百、償還	昭、昭 2	1,730,073	1,173,073	84	59	昭和五年、建設	昭、 11	361,000	261,000
46	35	大百、償還	昭、昭 6	15,06	15,06	85	60	昭和二年、建設	昭、 5	6742,667	68,742,667
60	36	森林、昭 2	昭、昭 2	679.1	1,976	100	61	昭 東	昭、大 10	218,839,748	28,839,748
37	37	大 他	昭、昭 5	1,217.59	1,217,609	101	62	昭 東	内、昭 5	691,641	6,239,109
54	38	其他、昭 4	昭、昭 6	13,699	13,669,112	102	63	昭 東	内、昭 6	663,895	6,495,238
60	43	建設、昭 5	昭、昭 5	14,846,487	15,030,613	108	64	昭 東	昭、大 11	12,391	111,391
61	44	建設、昭 4	昭、昭 4	5,293,071	5,923,071	114	71	昭 東	昭、大 10	1,638,889	1,609,889
66	46	建設、昭 6	昭、昭 4	8,171,333	8,173,333	115	72	昭 東	昭、大 8	241,965	242,965
67	47	建設、昭 8	昭、昭 6	3,932	3,932	118	75	昭 東	昭、大 13	123,752,423	128,752,423
70	49	建設、昭 12	昭、昭 8	218,304,000	319,304,000	123	82	昭 東	昭、大 6	1952,345	1,933,345
71-72	50-51	建設、昭 8	昭、昭 8	26,581	26,581	124	83	昭 東	昭、大 7	117,463	117,463
74	52	建設、昭 2	昭、昭 8	61,512,795	21,512,795	125	84	昭 東	昭、大 3-5	0.07	0.065
75	53	建設、昭 5	昭、昭 5	223,667,823	225,667,823	137	96	昭 東	昭、大 6	△ 0.06	△ 0.075
82-83	54	建設、昭 5	昭、昭 5	1,488,037	4,185,037	138	97	昭 東	昭、大 6	△ 0.06	△ 0.075
76	54	建設、昭 5	昭、昭 5	1,488,037	4,185,037	139	98	昭 東	昭、大 6	△ 0.06	△ 0.075

317
58136
157

凡 例

1. 本書ハ拓務行政ニ關聯スル事項ノ統計ヲ輯録セリ
2. 本書ハ主トシテ昭和六年ノ事實ヲ掲載セルモ既往數年間ノ數字及内地ノ數字ヲモ掲ゲ以テ比較ニ便ナラシメタリ
3. 本書ハ大體第三回(昭和五年)ニ準ジタルモ其ノ内容様式ニハ相當ノ補訂改善ヲ加ヘタリ
4. 本書諸表中年度トアルハ會計年度ヲ示ス
5. 本書諸表中該當事項ナキモノ、調査ヲ缺クモノ又ハ不明ノモノハ總テ一ヲ以テ示セリ
6. 本書ノ度量衡ハメートル法ニ依ルモ猶從來ノ尺貫法ニ依ルモノアリ

度 量 衡 比 較 表

メ ー ト ル 法 其 ノ 他	尺 貫 法
1 軒	0.2546里又ハ0.6213哩
1 平方米	10.89 平方尺
1 ヘクタール	1.0083町歩
1 平方軒	0.0648平方里
1 甲	0.928町歩
1 庇	0.2666貫又ハ1.6666斤
1 匁	266.6666貫
1 英噸	270.9504貫
1 米噸	241.92貫
1 擔	100 斤

昭和七年十二月

拓務大臣官房文書課

拓務統計

目次

圖表

- 面積及人口
- 所管地別歲出
- 輸移出入金額五年間比較
- 海外移民渡航者

統計表

土地及氣象

1. 位置	1
2. 面積	2
3. 氣象總覽	3

人口

4. 世帯及人口	4
5. 人口總數累年比較	5
6. 現住戶口	6
7. 職業別人口	8
8. 婚姻及離婚	12
9. 出產	
I. 出生	13
II. 死產	14
10. 死亡	15
11. 主要都市人口	16

司法

12. 民事事件	17
13. 登記事件	18
14. 刑事事件	18
15. 第一審裁判人員	

- I. 朝鮮19
- II. 臺灣20
- III. 樺太21
- IV. 關東州22
- V. 南洋群島23
- 16. 犯罪即決事件人員24
- 17. 在監人員25
- 18. 入出監人員24

宗教及教育

- 19. 社寺、布教所、布教者及信徒26
- 20. 學校、教員、學生、生徒及兒童27

衛生

- 21. 醫療機關29
- 22. 傳染病30

財政

- 23. 特別會計歲入歲出32
- 24. 地方費收入支出32
- 25. 國稅收入及一人當負擔額33
- 26. 直接國稅納付金額34
- 27. 間接國稅納付金額36
- 28. 地方稅收入38
- 29. 專賣收入39
- 30. 國債及借入金38

產業

- 31. 農業者戶口40
- 32. 耕地面積41
- 33. 農產物42
- 34. 產繭額46
- 35. 家畜及家禽47
- 36. 林野面積50
- 37. 林產物價額50
- 38. 水產業者戶口51

- 39. 漁獲物52
- 40. 水產製造物56
- 41. 水產養殖59
- 42. 製鹽59
- 43. 礦產物60

商工業及金融

- 44. 會社營業別62
- 45. 會社組織別64
- 46. 工場65
- 47. 銀行總括表67
- 48. 銀行預金68
- 49. 銀行貸出金70

貿易

- 50. 貿易入港船舶71
- 51. 貿易出港船舶72
- 52. 外國貿易價額73
- 53. 內國貿易價額73
- 54. 主要輸移出品
 - I. 朝鮮76
 - II. 臺灣78
 - III. 樺太80
 - IV. 關東州82
 - V. 南洋群島82
- 55. 主要輸移入品
 - I. 朝鮮84
 - II. 臺灣88
 - III. 樺太92
 - IV. 關東州94
 - V. 南洋群島94

交通

- 56. 船舶96
- 57. 航路標誌98
- 58. 國有鐵道99
- 59. 地方鐵道102

通 信

60. 通信局所、線路及線條104

61. 小包郵便物105

62. 通常郵便物106

63. 電報通數108

64. 電話加入者及通話度數109

65. 郵便貯金110

66. 郵便振替貯金111

67. 郵便爲替112

68. 簡易生命保險113

69. 郵便年金113

南滿洲鐵道株式會社

70. 資本及株式114

71. 事業費114

72. 營業收支總額累年比較115

73. 利益金處分116

74. 出炭高116

75. 賣炭成績118

76. 銑鐵生產高118

77. 銑鐵販賣種別119

78. 公費歲入歲出120

79. 地方事業收支120

東洋拓殖株式會社

80. 資本122

81. 株式123

82. 累期財產狀況

 I. 資產122

 II. 負債124

83. 累期損益狀況

 I 利益126

 II 損失126

84. 累期利益金處分狀況128

85. 各年度貸付回收狀況128

86. 貸付金現在高地方別、種類別128

87. 貸付金現在高地方別、用途別129

88. 朝鮮產米增殖資金貸付現在高129

89. 朝鮮產米增殖資金取入狀況130

90. 移住民道別戶數130

移植民及海外拓殖事業

91. 六大洲別海外在留本邦人131

92. 海外在留本邦人職業別人口132

93. 海外渡航者134

94. 海外渡航者各十年比較136

95. 取扱別移民渡航者137

96. 渡航許可官廳別移民渡航者139

97. 渡航地別移民渡航者140

98. 目的別移民渡航者140

99. 職業別移民渡航者141

100. 年齡別移民渡航者141

101. 初渡航及再渡航別移民渡航者141

102. 移民歸國者142

103. 伯刺西爾、亞爾然丁行渡航費補助移民142

104. 海外興業株式會社取扱移民142

105. 海外興業株式會社取扱伯刺西爾移民143

106. 國籍別伯刺西爾入國移民144

107. 列國移民144

108. 南洋各地邦人栽培業租借、植付、生產、植付未済面積及投資額144

109. 南洋各地邦人主要栽培物植付、生產面積及生產高145

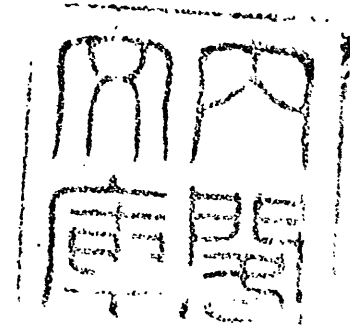


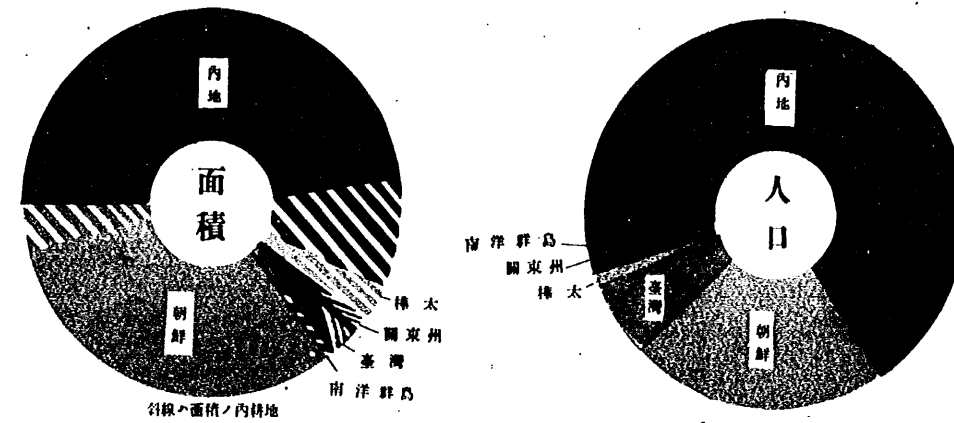
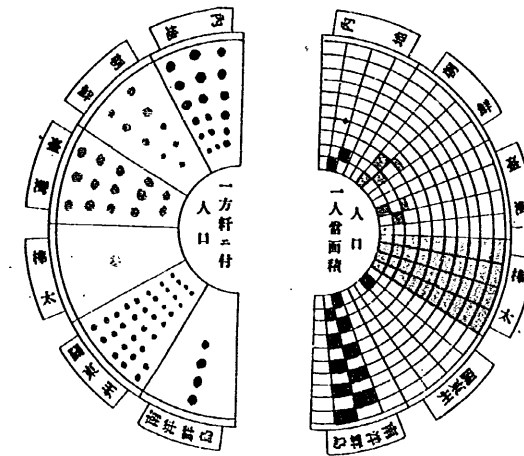
表 圖

面積及人口

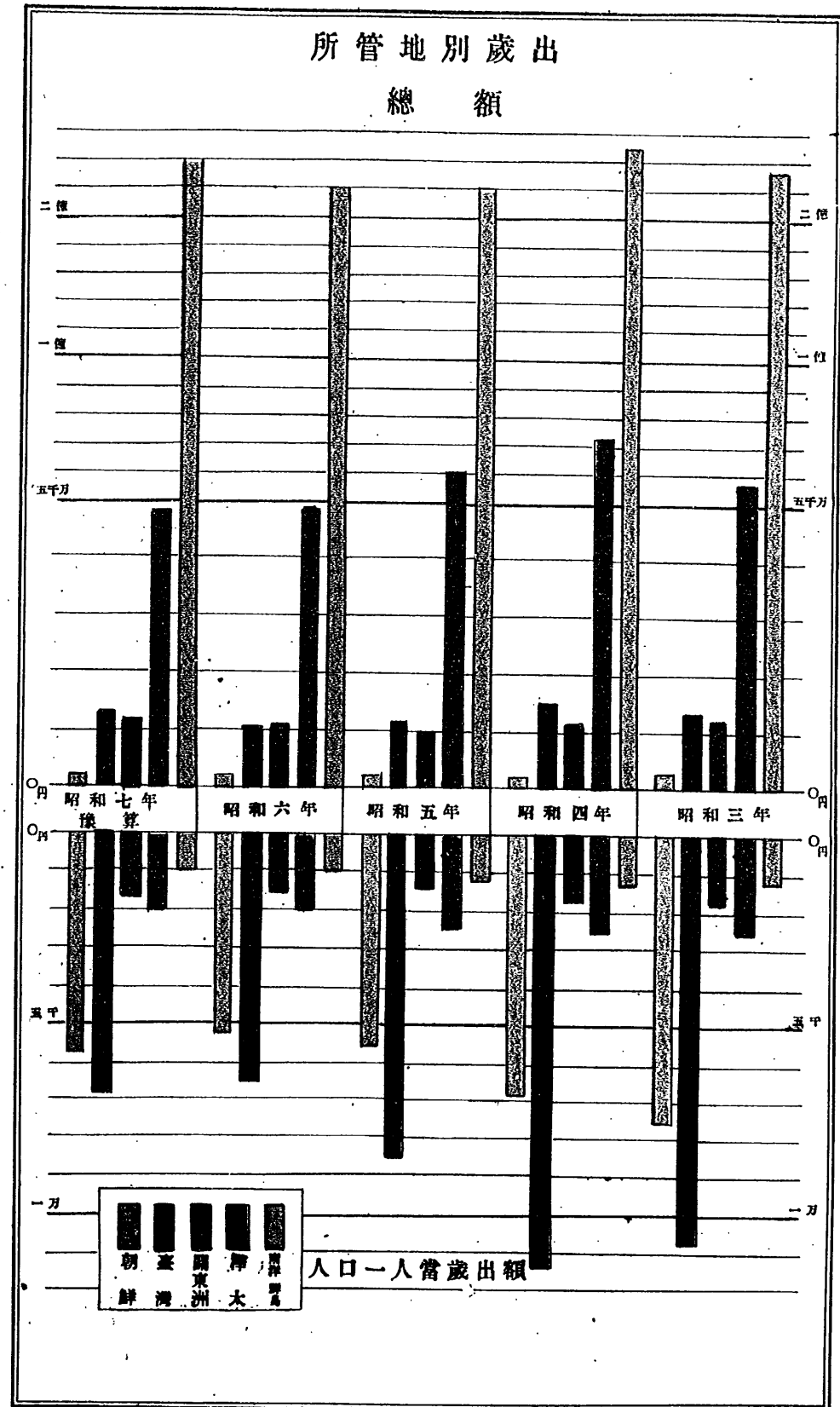
(昭和六年)

地域	總面積	耕地面積	人口	一方軒 坪人口	人口一 畝面積
内地	382,337	5,904,607	67,837,677	178	56
朝鮮	220,740	4,318,274	29,262,958	92	109
臺灣	35,973	810,260	4,803,970	134	75
樺太	36,089	29,338	287,377	8	1,256
關東州	3,452	202,558	1,275,185	340	29
南洋群島	2,148	13,397	73,027	34	294

關東州・鐵道附屬地ヲ含ム

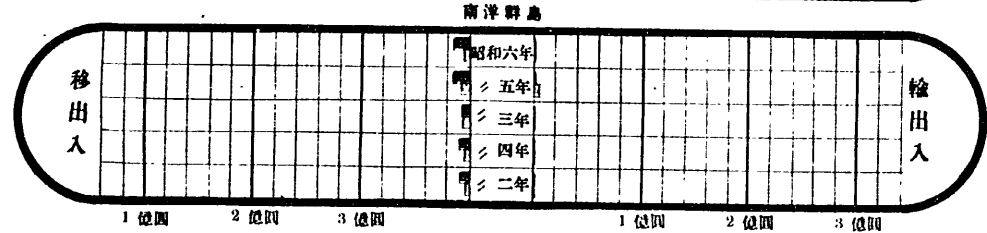
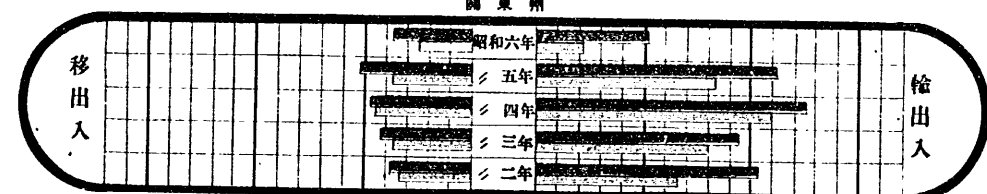
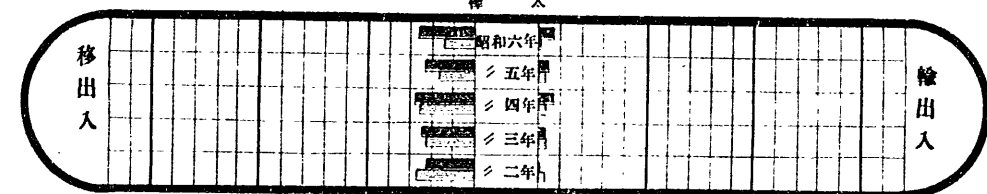
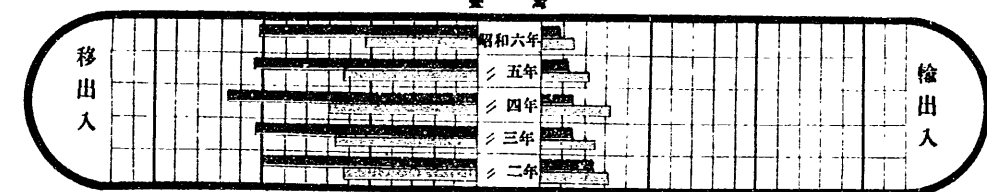
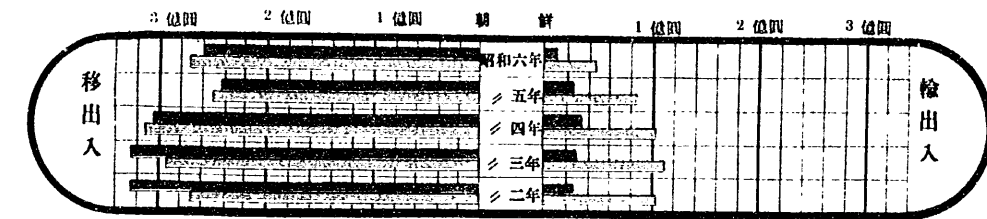


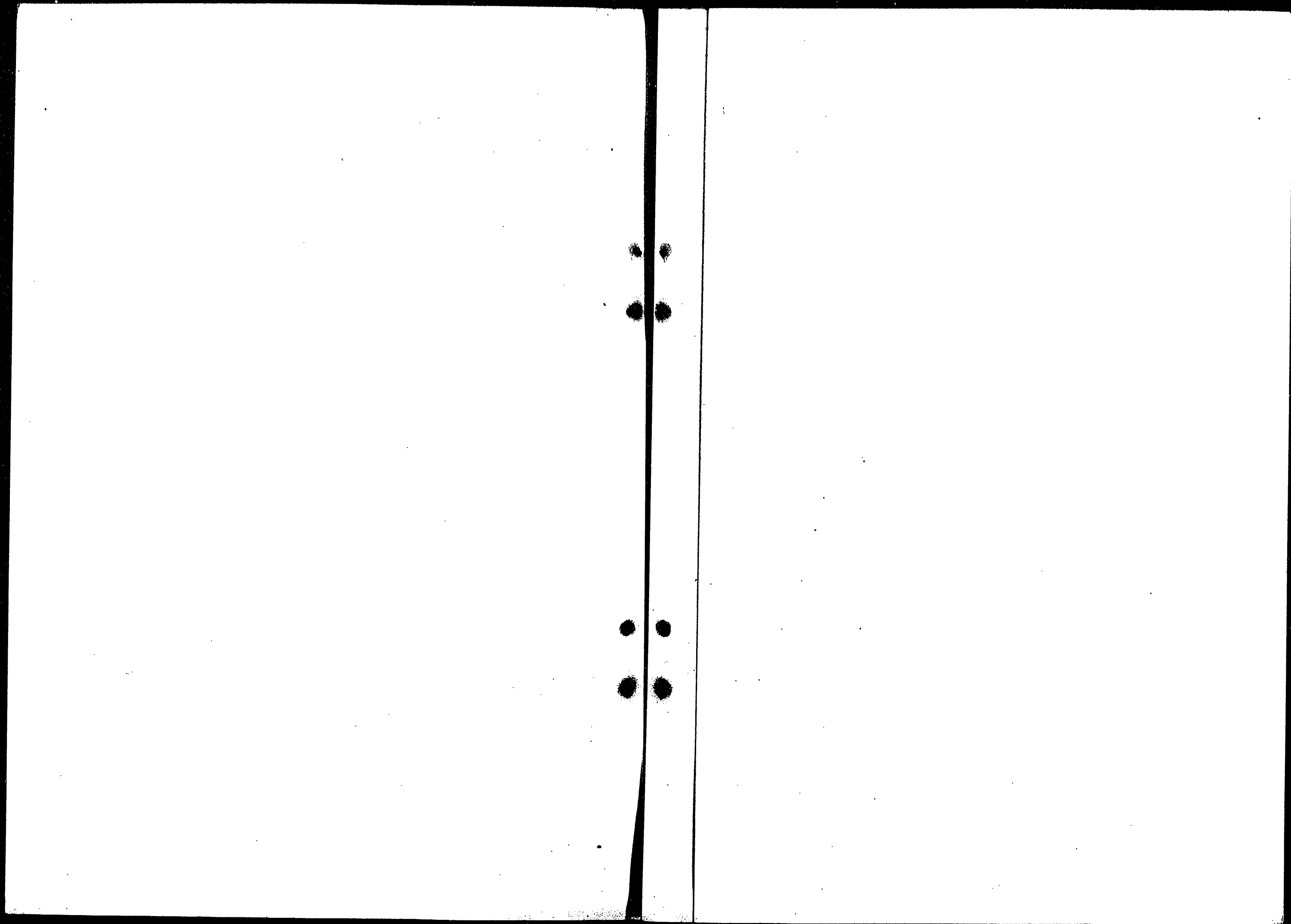
所管地別歳出
總額



輸移出入金額五年間比較

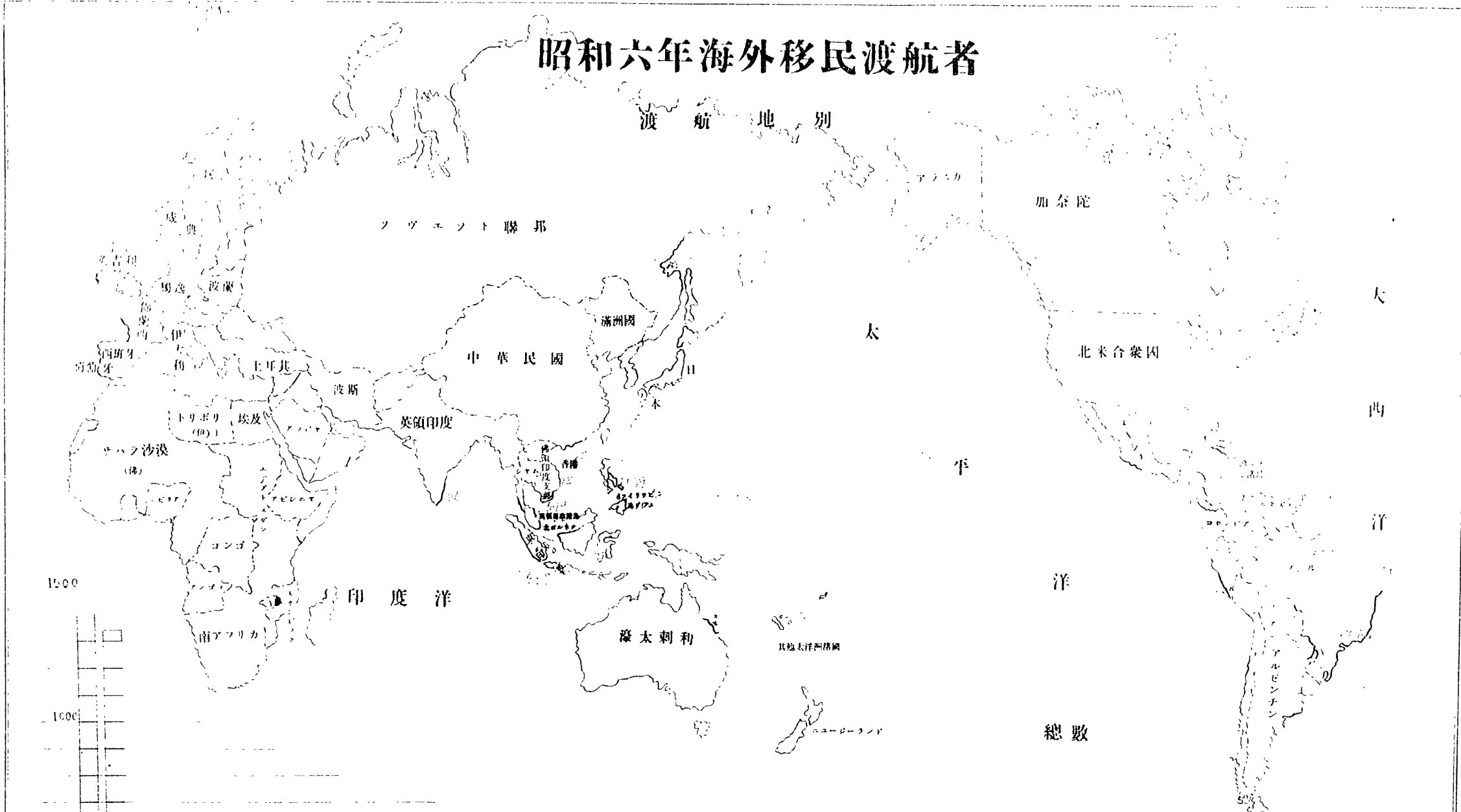
輸移出金額
 輸移入金額



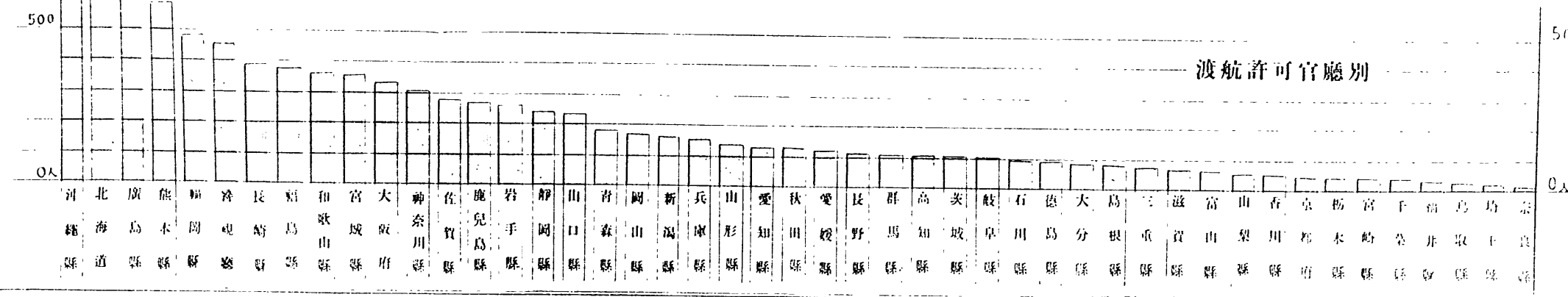


昭和六年海外移民渡航者

渡航地別



渡航許可官廳別



露光量違いにより重複撮影

統計表

土地及氣象

1. 位置

Table showing geographical locations with columns for location (地方), position (方位), name (地名), and coordinates (緯度, 經度).

2. 面積

Table showing land area statistics with columns for area (面積), percentage (千分比例), and various regional sub-totals.

3. 氣象總覽 (昭和六年)

Large table summarizing weather statistics for various locations, including temperature (氣温), precipitation (降水量), and wind speed (風速).

7. 職業

	年次	交通業				公務自由業				其他	
		總數	本地人	其他 本邦人	外國人	總數	本地人	其他 本邦人	外國人	總數	本地人
朝鮮											
大正	11					444,389	325,733	117,080	1,576	435,940	410,561
昭和	1					563,153	422,228	140,925	1,672	642,481	615,814
大正	9	118,922	97,571	18,199	3,152	122,523	64,114	57,678	731	202,411	200,895
臺灣											
大正	11	3,426		3,426		8,662		8,662		29,777	
昭和	1	9,985		9,985		16,169		16,169		48,580	
大正	11	83,325	51,443	31,830	52	42,560	14,674	27,799	87	55,534	5,137
昭和	1	98,922	60,584	38,178	160	60,477	21,258	38,940	279	85,686	75,067
大正	11	57		54	3	890	327	535	28	422	103
昭和	1	86		71	1	2,965	1,484	1,433	48	4,115	1,785
大正	9	25,439,472	2,540,968	4,488	4,016	3,208,355	3,202,571	741	5,043	1,091,275	1,087,434

臺灣及内地ハ國勢調査人口ナリ。内地本地人欄中ニハ内地人ヲ其他本邦人欄中ニハ殖民地人ヲ掲グ。朝鮮ノ商業人口ハ交通業ヲ

別人口 (續)

年次	有業者		家事使用人				無職業及無申告者			
	其他 本邦人	外國人	總數	本地人	其他 本邦人	外國人	總數	本地人	其他 本邦人	外國人
朝鮮										
大正	11	20,642	4,737				187,322	177,843	8,531	848
昭和	1	21,362	5,305				248,319	237,488	10,484	347
大正	9	575	941	3,578	3,398	97	83	77,064	73,572	3,141
臺灣										
大正	11	29,777					1,111		1,111	
昭和	1	41,165					3,028		3,028	
大正	11	53	8,051	6,832	1,214	5	9,707	6,413	6,413	2,863
昭和	1	9,002	145	14,713	11,063	1,294	22	11,209	6,910	4,259
大正	11	316	3	342	206	134	2	41,548	40,312	1,230
昭和	1	2,464	12	1,166	1,045	120	1	43,216	41,040	2,165
大正	9	2,436	1,405	40,425	40,357	10	58	1,497,543	1,489,733	2,196

含メ、昭和六年農業及林業人口ハ水産業ヲ含ム。棒太ノ大正十一年一昭和四年此ハ各業人口ニ家事使用人ヲ含ム。

9. 出 産 (二) 死 産

Table showing birth and death statistics for various regions (大正, 昭和) and categories (總數, 本地人, 内地人, 其他ノ本邦人, 外國人). Includes sub-sections for 關東州及鐵道附屬地 and 内地.

×印ハ性別不明ノモノナリ。

10. 死 亡 人 口 15

Table showing death statistics for various regions (大正, 昭和) and categories (總數, 本地人, 内地人, 其他ノ本邦人, 外國人). Includes sub-sections for 朝鮮, 臺灣, 關東州及鐵道附屬地, 南洋羣島, and 内地.

内地ノ總數ガ内詳ト符合セザルハ總數中ニ男女不詳者ヲ含ムニヨル。

11. 主要都市人口

Table of population data for major cities in Japan, organized by region (關東州, 畿内, 關西, 北陸, 中部, 近畿, 四国, 九州) and city name. Columns include city name, prefecture, and population for years 4, 5, and 6 of the Shōwa era.

内ハ昭和五年十月一日國勢調査ノ人口ナリ。△印ハ領事館管轄地内ノ人口ニシテ外書ナリ。

12. 民事事件

Table of civil cases (民事事件) categorized by type (民事訴訟, 民事調停, 民事和解) and region (關東州, 畿内, 關西, 北陸, 中部, 近畿, 四国, 九州). Columns show the number of cases for years 2 through 6 of the Shōwa era.



13. 登記件數

Table with columns for registration types (land/building, ship, etc.), years (昭和 2-6), and counts. Includes sub-sections for '朝鮮' and '臺灣'.

14. 刑事事件

Table showing criminal cases by year (昭和 2-6) and category (e.g., 竊盜, 強盜, 殺人). Includes sub-sections for '朝鮮' and '臺灣'.

15. 第一審裁判人員 (一) 朝鮮

Table showing first instance judges in Korea, categorized by crime type (e.g., 殺人, 強盜, 竊盜) and sentencing outcomes (death, imprisonment).

本表ハ刑法犯ノニシテ特別法犯ヲ含マズ。

15. 第一審裁判人員 (二) 臺灣

	總數	死刑	懲役		禁錮		罰金	拘留	科料	
			無期	有期	無期	有期				
昭和	2	5,069	2	4	2,787	—	3	1,980	1	292
3	5,494	—	3	3	2,955	—	2	2,207	2	325
4	5,239	—	5	5	2,616	—	1	2,198	2	417
5	3,777	—	3	3	2,028	—	2	1,544	1	199
6	5,639	4	3	3	2,847	—	7	2,600	—	178

罪名別 (昭和六年)

罪名	總數	死刑	懲役無期	懲役有期	禁錮無期	禁錮有期	罰金	拘留	科料
總數	5,639	4	3	2,847	—	7	2,600	—	178
皇室内閣公務執行ヲ妨害スル罪	27	—	—	23	—	—	—	4	—
逃犯藏匿及證據隠滅ノ罪	12	—	—	5	—	—	—	8	—
放火ノ罪	31	—	—	17	—	—	—	31	—
水及水利ニ關スル罪	27	—	—	4	—	—	22	—	1
往來居住秘密阿片煙ニ關スル罪	62	—	—	19	—	—	43	—	—
飲通文有印	70	—	—	31	—	—	25	—	1
偽造及偽造ノ罪	20	—	—	20	—	—	—	—	—
賭博及賭博ニ關スル罪	1,636	—	—	185	—	8	1,493	—	81
消殺傷過墮	1,368	4	2	524	—	7	756	—	88
遺捕及監禁	16	—	—	1	—	—	15	—	—
信用及業務	1,188	—	—	1	—	—	—	—	—
賭博及賭博ニ關スル罪	42	—	—	41	—	—	—	—	—

本表ハ刑法ノニシテ特別法犯ヲ含マズ。

15. 第一審裁判人員 (三) 樺太

	總數	死刑	懲役		禁錮		罰金	拘留	科料
			無期	有期	無期	有期			
昭和	2	1,027	1	—	—	—	—	—	52
3	885	—	2	289	—	—	—	—	41
4	985	—	—	227	—	—	—	—	39
5	679	—	1	271	—	—	—	—	12
6	360	—	—	263	—	6	—	—	5

罪名別 (昭和六年)

罪名	總數	死刑	懲役無期	懲役有期	禁錮無期	禁錮有期	罰金	拘留	科料
總數	360	—	—	317	—	—	—	—	5
皇室内閣公務執行ヲ妨害スル罪	9	—	—	9	—	—	—	—	—
逃犯藏匿及證據隠滅ノ罪	3	—	—	—	—	—	—	—	—
水及水利ニ關スル罪	2	—	—	—	—	—	—	—	—
往來居住秘密阿片煙ニ關スル罪	2	—	—	—	—	—	—	—	—
飲通文有印	13	—	—	13	—	—	—	—	—
偽造及偽造ノ罪	2	—	—	2	—	—	—	—	—
賭博及賭博ニ關スル罪	33	—	—	30	—	—	—	—	2
消殺傷過墮	58	—	—	42	—	—	—	—	3
遺捕及監禁	4	—	—	2	—	—	—	—	—
信用及業務	116	—	—	116	—	—	—	—	—
賭博及賭博ニ關スル罪	5	—	—	5	—	—	—	—	—

本表ハ刑法ノニシテ特別法犯ヲ含マズ。

16. 犯罪即決事件人員

Table with columns: 總數, 懲役, 禁錮, 罰金, 拘留, 科料, 管刑, 其他. Rows for years 昭和 2-6, categorized by region like 關東州, 鐵道附屬地, 南洋群島, 內地.

18. 入出

Table with columns: 總數, 受刑, 入, 出, 總數, 滿期, 死亡, 假出獄. Rows for years 昭和 1-6, categorized by region like 關東州, 鐵道附屬地, 南洋群島, 內地.

内地ハ樺太ヲ含ム。

17. 在監人員

Table with columns: 總數, 受刑者, 勞務場留置者, 刑事被告人, 乳兒. Rows for years 昭和 2-6, categorized by region like 關東州, 鐵道附屬地, 南洋群島, 內地.

監人員

Table with columns: 者, 刑事被告人, 勞務場留置者, 乳兒, 年次. Rows for years 昭和 1-6, categorized by region like 關東州, 鐵道附屬地, 南洋群島, 內地.

20. 學校、教員、學生、生徒、兒童 (續)

Table with columns for school types (e.g., 帝國大學, 高等專門學校), years (昭和 4, 5, 6), and counts for staff, students, and children. Includes sub-sections for 臺灣, 關東州及鐵道附屬地, and 南洋羣島.

本表ハ關東州及鐵道附屬地ハ各年末現在ニシテ、他ハ各年度末現在ナリ。

衛生

21 醫療機關

Table with columns for medical institutions (病院, 診療所, 衛生所), years (大正, 昭和), and counts for various medical services and personnel. Includes sub-sections for 臺灣, 關東州及鐵道附屬地, 南洋羣島, and 內地.



22. 傳染

Main table on page 30 showing epidemiological data for various diseases (Total, Cholera, Typhoid, Paratyphoid, etc.) across different years (1921-1925) and months (1-6).

病

Main table on page 31 showing epidemiological data for various diseases (Typhoid, Paratyphoid, Red Typhoid, etc.) across different years (1921-1925) and months (1-6).

23. 特別會 財

Table with columns for year (大正, 昭和), region (朝鮮, 臺灣, 關東州), and financial metrics (歳入, 歳出, 國庫補助金).

昭和七年度ハ豫算額ヲ揚グ國庫補助金ハ再掲ナリ。臺灣ハ國庫補助金ナシ。

24. 地方費收入支出 (単位 圓)

Table with columns for year (大正, 昭和), region (朝鮮, 臺灣, 關東州), and financial metrics (收入, 支出, 國庫補助金).

昭和七年度ハ朝鮮ノ昭和六年度ハ豫算額ヲ揚グ。國庫補助金ハ再掲ナリ。臺灣ハ市街廳費ヲ合マズ。

政 歲入歳出 (決算額 單位 圓)

Table with columns for year (大正, 昭和), region (樺太, 關東州, 南洋群島), and financial metrics (歳入, 歳出, 國庫補助金).

25 國稅收入並一人當負擔額 (決算額 單位 圓)

Table with columns for year (大正, 昭和), region (朝鮮, 臺灣, 關東州, 樺太, 南洋群島, 内地), and financial metrics (國稅, 一人當負擔額).

臺灣ノ一人當負擔額ハ臺地ニ在ル華人ヲ除キ算出ス。樺太ノ昭和七年度以前ハ警備稅ヲ合ム。關東州ノ一人當負擔額ハ關東州内ノ人口ノ以テ算出ス。南洋群島ノ一人當負擔額ハ出港稅及領區稅ヲ除キ算出ス。内地ノ稅額ハ四定額ヲ掲グ。

33. 農

Table with columns for crop types (燕, 麥, 大豆, 小豆, 粟, 稗) and rows for years (昭和 2, 3, 4, 5, 6). Includes sub-headers for '收穫高' and '價額'.

Table with columns for crop types and rows for years (昭和 2, 3, 4, 5, 6). Includes sub-headers for '作付面積' and '平均收穫高'.

産 物 (續) (單位 收穫高 價額 圓、作付面積 畝)

Table with columns for crop types (黍, 玉蜀黍, 蕎麥, 麥, 甘藷, 蔗, 苧, 薯) and rows for years (昭和 2, 3, 4, 5, 6). Includes sub-headers for '價額', '收穫高', and '作付面積'.

Table with columns for crop types and rows for years (昭和 2, 3, 4, 5, 6). Includes sub-headers for '平均收穫高' and '作付面積'.

34. 繭 産 額 (家 蠶)

Table with columns for area (繭園面積), number of households (養蠶戸數), and production amounts (繭産額) for various years from 1911 to 1936.

關 東 州 及 鐵 道 附 屬 地

Table showing production data for the Kanto region and railway-related areas, including years 1911-1936.

關 東 州 及 鐵 道 附 屬 地

Table showing production data for the Kanto region and railway-related areas, including years 1911-1936.

内 地 (單位千)

Table showing production data for inland areas, including years 1911-1936.

臺灣ノ計數中冬蠶ハ夏秋蠶ニ合計ス。内地ノ桑園面積ハ各年六月末現在ナリ。

35. 家 畜 及 家 禽

Table with columns for cattle (牛), horses (馬), and poultry (禽) production, including sub-categories like total, male, female, and mixed.

Table showing production data for cattle, horses, and poultry, including years 1911-1936.

Table showing production data for cattle, horses, and poultry, including years 1911-1936.

Table showing production data for cattle, horses, and poultry, including years 1911-1936.

Table showing production data for cattle, horses, and poultry, including years 1911-1936.

Table showing production data for cattle, horses, and poultry, including years 1911-1936.

Table showing production data for cattle, horses, and poultry, including years 1911-1936.

36. 林 野 面 積 (単位 陌)

Table showing forest and field area statistics by region (Chōshū, San'yū, Kinki, etc.) and year (1922-1926). Columns include total area, forest area, and field area.

林野面積ハ人工造林及播種造林ノ面積ヲ計上ス。内地ノ總數ガ内録ト一致セザルハ御料山林(1,277,844)社寺有山林(129,847)御料東野(154,805)社寺有原野(11,561)ヲ内録ノ計數中ニ含マザルヲ以テナリ。

37. 林 産 物 價 額 (単位 圓)

Table showing forest product prices by region and year. Columns include various products like timber, charcoal, and other forest goods.

38. 水 産 業 者 戸 口

Table showing the number of households in the fishing industry by region and year. Columns include total households and specific categories like fish catchers and boat owners.

39. 漁

Table with columns for fish types (魚), total value (總價額), and various fish categories (鱈, 鰻, 鮭, 鱒, 鱈). Includes data for years 2, 3, 4, 5, 6.

Table with columns for fish types (魚) and various fish categories (鱈, 鰻, 鮭, 鱒, 鱈). Includes data for years 2, 3, 4, 5, 6.

獲 物

(單位 數量 斤、價額 円)

Table with columns for fish types (魚) and various fish categories (鱈, 鰻, 鮭, 鱒, 鱈). Includes data for years 2, 3, 4, 5, 6.

商工業 44. 會社

Table with 12 columns: 總數, 農林業, 水産業, 商業, 工業. Each column has sub-columns for 社數, 公稱資本金, and 實收資本金. Rows represent years from 大正11 to 昭和6.

朝鮮及樺太ノ昭和六年工業欄中ニハ鐵業ヲ其他欄中ニハ水産業ヲ含ム。臺灣ノ昭和六年商業欄中ニハ銀行及金融業ヲ含ム。

及金融 營業別 (單位金額 千圓)

Table with 12 columns: 鐵業, 銀行及金融業, 運輸業, 其他. Each column has sub-columns for 社數, 公稱資本金, and 實收資本金. Rows represent years from 大正11 to 昭和6.

ノ昭和六年商業欄中ニハ銀行及金融業ヲ含ム。

45. 會社組織別 (單位金額千圓)

Table with 12 columns: 總社數, 公稱資本金, 持込資本金, 株式會社, 合資會社, 合名會社, and their respective financial metrics for various years (大正, 昭和).

△印ハ株式合資會社ト相互會社トノ合計數ナリ。

46. 工場

Table with 12 columns: 工場總數, 電力設備, 原力, 電力機, 蒸氣機關, 蒸氣タービン, 其他, and their respective metrics for various years (大正, 昭和).

臺灣ノ蒸氣機關中ノ計數ハ汽力原力機ノ總數ナリ。内地ハ昭和四年マデハ官營ヲ含ム。且ツ原力機關ハ汽力機トモノリモ含ム。

工場 (續)

Table showing industrial statistics by region (朝鮮, 臺灣, 關東州及鐵道附屬地, 南洋羣島, 内地) and year (大正, 昭和). Columns include employee counts by age and sex, capital, and production value.

職工欄中昭和三年迄ハ十六歳以上年齢階級別調査ナシ。關東州職工數ハ延人員ナリ。生産價額欄中内地ハ生産品中主要ナルモノノ價額合計シタルモノナリ。

47. 銀行總括表 (單位金額千圓)

Table showing bank statistics by region (朝鮮, 臺灣, 關東州及鐵道附屬地, 内地) and year (大正, 昭和). Columns include branch counts, deposits, loans, and other financial metrics.

△印ハ扶損金ナリ。本表ニハ當該地域外ニ本店ヲ有スル支店ノ元金持込金積立金等ハ之ヲ計上セズ。全國計數中ノ昭和四年以前ノ分ニハ朝鮮銀行ヲ除ク外朝鮮ニ本店ヲ有スル銀行ノ計數ヲ含マズ。尙各年共外國銀行本邦所在支店關係ノ計數ヲ含マズ。關東州ヲ除外ス。

48. 銀行

Table showing bank assets and liabilities for various years (大正, 昭和) and regions (朝鮮, 臺灣, 關東州及, 全). Columns include 總預高, 現在高, 官公預金, 定期預金, 當座預金.

朝鮮ハ朝鮮外ノ預金ヲ含ム、但シ大正十二年以前ハ之ヲ含マズ。臺灣ハ島外ノ預金及管内ニ本店ヲ有セザル銀行ノ預金ヲ

預金高 (單位圓)

Table showing deposit statistics for various years (大正, 昭和) and regions (朝鮮, 臺灣, 本, 關道附屬地). Columns include 特別當座預金, 通知預金, 別段預金, 貯蓄預金, 其他, 年次.

モ含ム。樺太及關東州ハ管内ニ本店ヲ有セザル銀行ノ預金ヲ含ム。全國計數中ニハ關東州ヲ除外ス。



49. 銀行貸出金高 (單位圓)

Table with columns for '數' (Number), '總' (Total), '貸付' (Lending), '當座貸越' (Overdraft), and '形' (Form). Rows are categorized by region (大正, 昭和) and month (10-12, 1-6).

朝鮮ノ貸付金中ニハ政府貸上、別途貸付、年賦及年期貸付及普通貸付金ヲ含ム、何レモ朝鮮外貸出ヲ含ム。臺灣ノ諸貸付中ニハ匯票貸付、手形貸付、諸割引手形中ニハ割引手形、荷爲替手形、買入及利付爲替手形ヲ含ム、何レモ島外貸出ヲ含ム。大正十一年度分ニハ貯蓄銀行ノ貸付ヲ又十一、十二兩年度ニハ儲蓄銀行支店及代理店ノ貸付ヲ含ム。大正十三年度ヨリハ諸貸付中ニ前掲ノ他年賦及年期償還貸付ヲ含ム。各地トモ本地ニ本店ヲ有セザル銀行ノ貸出金ヲ含ム。全國ノ計數中ニハ外國銀行内地支店、關東州及買入利付爲替手形ヲ除ク、又貸付金中ニハ官公貸上金、諸貸付金、コールローンノ合計ヲ掲ゲ。

貿易

50. 貿易入港船舶

Table with columns for '總數' (Total Number), '汽船' (Steamship), '帆船' (Sailing Ship), '其他' (Others), and '噸數' (Tonnage). Rows are categorized by region (大正, 昭和) and month (11-14, 1-6).

内地計數中ニハ内國貿易船ヲ含マズ、樺太(真岡豐原兩港)ノ入港船舶ヲ含ム。

51. 貿易出港船舶

Table with columns for ship types (汽船, 帆船, 其他), tonnage, and dates. It is divided into sections for 朝鮮, 臺灣, 日本, 東州, and 内地 (單位千).

内地計數中ニハ國內貿易船ヲ含マズ、樺太(與阿蒙原兩港)ノ出港船舶ヲ含ム。

52. 外國貿易價額 (單位圓)

Table showing foreign trade values by month (大正 1-14, 昭和 1-6) with columns for 朝鮮, 臺灣, and 總額.

△印ハ輸出超過ナリ。

53. 國內貿易價額 (單位圓)

Table showing domestic trade values by month (大正 1-14, 昭和 1-6) with columns for 朝鮮, 臺灣, and 總額.

△印ハ移入超過ナリ。

52. 外 國 貿 易

Table with columns for regions (樺太, 關東) and sub-categories (總額, 輸出, 輸入, 超過額) for years 1-14. Includes data for 大正 and 昭和 periods.

△印ハ輸出超過額ナリ。關東州ノ計數ハ各港ニ於ケル船舶ニ依ル貿易額中ヨリ對日本貿易額ヲ控除シタルモノナリ。内地(樺太

53. 内 國 貿 易

Table with columns for regions (樺太, 關東) and sub-categories (總額, 移出, 移入, 超過額) for years 1-14. Includes data for 大正 and 昭和 periods.

△印ハ移入超過額ナリ。關東州ノ計數ハ各港ニ於ケル對日本貿易額ヲ掲グ。内地(樺太ヲ含ム)ノ計數ハ對朝鮮及對樺太ノ移出入

Table titled '關東州金對' showing exchange rates for various years (大正 1-9) for gold and silver.

易 價 額 (單位 圓)

Table with columns for regions (南洋群島, 内地) and sub-categories (總額, 輸出, 輸入, 超過額) for years 1-14. Includes data for 大正 and 昭和 periods.

△印ハ貿易額中ニハ對關東州貿易額ヲ含ム。

易 價 額 (單位 圓)

Table with columns for regions (南洋群島, 内地) and sub-categories (總額, 移出, 移入, 超過額) for years 1-14. Includes data for 大正 and 昭和 periods.

總額ナリ。

Table titled '海關兩換算率' showing exchange rates for various years (大正 10-14, 昭和 1-6).

54. 主要輸出

	昭和二年			昭和三年		
	總數	輸出	移出	總數	輸出	移出
1 昆布						
2 鹽魚						
3 乾魚						
4 絲						
5 織物食料						
6 藥品染料塗料						
7 麻油及魚油						
8 海産肥料						
9 印刷用紙						
10 包裝用紙						
11 新聞用紙						
12 其他ノ紙						
13 パルプ						
14 木材				11,291	11,291	
15 木炭				196,966	196,966	
16 炭物						
17 其他ノ雜品						
18 醫藥糸類	8,883	8,883				
	1,669	1,669				
19 漁網	5,760	5,760				
	7,779	7,779				
20 布海苔						

移出品 (三) 樺太

	昭和四年			昭和五年			昭和六年			番號
	總數	輸出	移出	總數	輸出	移出	總數	輸出	移出	
	3,570,106		3,570,106	2,588,817	1,026	2,587,791	77		77	1
	809,214		809,214	681,922	400	681,522	32		32	
	2,764,326		2,764,326	5,324,382		5,324,382				2
	435,241		435,241	639,744		639,744	535,437		535,437	
	2,943,091		2,943,091	3,471,156		3,471,156				3
	1,038,948		1,038,948	1,034,962		1,034,962	1,003,099		1,003,099	
	1,815,952		1,815,952	757,385		757,385	664,335	14	664,321	4
	937,360		937,360	373,691		373,691	441,216	10	441,206	
	234,848		234,848	267,188		267,188	225,278		225,278	5
	1,383,948		1,383,948	1,261,903		1,261,903	1,244,776		1,244,776	
	25,340		25,340	47,473		47,434	39,774		39,774	6
	2,404		2,404	3,288		3,288				
	817,581		817,581	74,646		74,646	494,331		494,331	7
	35,832,569		35,832,569	40,945,996		40,945,996				
	4,486,625		4,486,625	4,684,269		4,684,269	3,117,479		3,117,479	8
	4,322,760	4,322,760		9,317,460	9,317,460			2,049,120		
	982,246	982,246		1,946,044	1,946,044			635,650		9
	50,640	50,640		7,560	7,560					
	12,834	12,834		1,750	1,750					10
	2,128,214		2,128,214	541,590		541,590	15,312,789		14,677,139	
	505,070		505,070	135,952		135,952				11
	46,839,183		46,839,183	51,959,450	145,380	51,814,070				
	12,525,210		12,525,210	13,620,223	39,102	13,581,121				12
	118,822,064		118,822,064	96,035,943		96,035,943	121,773,916		121,773,916	
	15,437,618		15,437,618	11,825,748		11,825,748	15,213,875		15,213,875	13
	1,754,899	19,277	1,735,622	1,177,658		1,177,658				
	16,110,540	265,337	15,845,203	10,066,036		10,066,036	11,160,828		11,160,828	14
	29,544		29,544	153,912		153,912	31,833		31,833	
	1,552		1,552	7,434		7,434	1,820		1,820	15
	578,544		578,544	406,407		406,407	309,604		309,604	
	979,210		979,210	972,119		972,119	1,195,069		1,195,069	16
										17
							18		18	18
									400	19
										20
				5,981		5,981				
				1,188		1,188	206		206	

55. 主要輸

Table with 8 columns: 昭和二年, 昭和三年, 總數, 輸出, 移出. Rows include 1. 麥, 2. 粟, 3. 大豆, 4. 小豆, 5. 高粱, 6. 玉蜀黍, 7. 烟草, 8. 生糸, 9. 毛糸, 10. 絲織物, 11. 鐵鋼, 12. 皮革, 13. 豆油, 14. 石炭, 15. 豆粕.

價額ノ單位ハ昭和二、三年ハ兩ニシテ昭和五、六年ハ圓トス。移出額ハ對日本貿易額ヲ掲グ。

56. 主要輸

Table with 8 columns: 昭和二年, 昭和三年, 總數, 輸出, 移出. Rows include 1. アイボリーナット, 2. 蔬菜果實及核子, 3. 砂糖, 4. 鱈節參, 5. 海參, 6. 酒精含有飲料, 7. 非酒精含有飲料, 8. 烟草, 9. 高嶺貝, 10. 眞珠, 11. 酒, 12. 布帛及同製品, 13. 衣類及同附屬品, 14. 金屬製品, 15. 金, 16. コブ, 17. 木材及木製品, 18. 木炭.

移出品 (四) 關東州—大連港

Table with 12 columns: 昭和四年, 昭和五年, 昭和六年, 總數, 輸出, 移出. Rows include 1. 麥, 2. 粟, 3. 大豆, 4. 小豆, 5. 高粱, 6. 玉蜀黍, 7. 烟草, 8. 生糸, 9. 毛糸, 10. 絲織物, 11. 鐵鋼, 12. 皮革, 13. 豆油, 14. 石炭, 15. 豆粕.

移出品 (五) 南洋群島 (單位圓)

Table with 12 columns: 昭和四年, 昭和五年, 昭和六年, 總數, 輸出, 移出. Rows include 1. アイボリーナット, 2. 蔬菜果實及核子, 3. 砂糖, 4. 鱈節參, 5. 海參, 6. 酒精含有飲料, 7. 非酒精含有飲料, 8. 烟草, 9. 高嶺貝, 10. 眞珠, 11. 酒, 12. 布帛及同製品, 13. 衣類及同附屬品, 14. 金屬製品, 15. 金, 16. コブ, 17. 木材及木製品, 18. 木炭.

55. 主 要 輸 入

移 入 品 (三) 雜 大

	昭 和 二 年			昭 和 三 年			昭
	總 數	輸 入	移 入	總 數	輸 入	移 入	總 數
1 米							517,073
							9,350,352
2 麥							5,280
							64,851
3 豆							12,722
							178,448
4 小麥粉							941,416
							218,843
5 其他ノ穀粉							13,697
							2,910
6 澱粉							67,727
							19,120
7 鹽				(擔)	(擔)		5,775,173
				270,752	270,752		339,447
8 食鹽	12,465,240	12,465,240		633,801	633,801		15,150,840
	478,768	478,768		16,245,120	16,245,120		594,373
9 燕麥				633,801	633,801		7,469,373
							952,125
10 麵粉							307,653
							112,318
11 蔬菜							830,554
							653,082
12 果實							787,134
							452,782
13 味噌							2,235,453
							507,895
14 醬油							13,757
							522,760
15 和酒							22,047
							439,235
16 啤酒							137,095
							674,190
17 清涼飲料水							52,931
							117,550
18 砂糖							798,985
							314,403
19 蔗糖							119,570
							3,465
20 烏草							43,558
							50,935
21 煙草							2,599,810
22 礦油							27,950
							582,831
23 藥品							23,112,759
							1,813,772
24 石灰	20,294	20,294		8,098	8,098		21,217
	236,090	236,090		95,640	95,640		308,830
25 石棉							13,035,438
							105,277
26 石棉粉							541,596
							30,902
27 コークス							2,478,706
							176,636
28 セメント							42,455,368
							1,756,697
29 鋼鐵及鋳鐵							3,195,745
							630,140
30 金屬							558,699
							121,705
31 木材							5,258
							97,016

	和 四 年			昭 和 五 年			昭 和 六 年			番 號
	輸 入	移 入	總 數	輸 入	移 入	總 數	輸 入	移 入	總 數	
			517,073			662,968			621,447	
			9,350,352			9,768,021			7,033,352	
			5,280			4,905			5,267	2
			64,851			44,310			37,057	
			12,722			13,783			15,257	3
			178,448			161,389			111,526	
			941,416			1,012,652			938,962	4
			218,843			211,251			180,901	
			13,697			37,312			12,294	5
			2,910			6,894			6,384	
			67,727			84,440			51,192	6
			19,120			20,692			12,071	
			5,775,173			2,719,791			4,301,064	7
			339,447			167,680			183,503	
			15,150,840			7,262,880			859,959	8
			594,373			262,563			70,628	
			7,469,373			3,378,376			2,888,656	9
			952,125			376,933			50,328	
			307,653			123,767			246,202	10
			112,318			34,729			64,676	
			830,554			392,715			392,715	11
			653,082			661,831			701,056	
			787,134			676,317			676,317	12
			452,782			301,338			316,175	
			2,235,453			2,110,103			2,147,261	13
			507,895			406,352			424,192	
			13,757			12,600			14,839	14
			522,760			441,813			450,091	
			22,047			42,507			42,507	15
			439,235			484,360			405,153	
			137,095			153,717			161,157	16
			674,190			725,070			653,017	
			52,931			54,200			16,214	17
			117,550			114,794			26,755	
			798,985			1,074,427			648,476	18
			314,403			361,062			254,916	
			119,570			256,643			275,522	19
			3,465			72,592			51,047	
			43,558			96,351			77,213	20
			50,935			103,825			66,613	
			2,599,810			1,901,266			802,592	21
			27,950			34,722			39,285	22
			582,831			635,526			682,644	
			23,112,759			27,361,315				
			1,813,772			2,133,926			1,828,645	23
			21,217			15,069			3,574	
			308,830			242,269			96,774	24
			13,035,438			40,747,688			720,000	25
			105,277			352,216			7,920	
			541,596			1,031,938			303,903	26
			30,902			42,696			19,488	
			2,478,706			865,556			592,398	27
			176,636			40,343			35,335	
			42,455,368			7,887,354			9,532,559	28
			1,756,697			360,308			467,577	
			3,195,745			1,669,875			1,922,163	29
			630,140			288,557			321,513	
			558,699			151,034			92,340	30
			121,705			30,862			21,073	
			5,258			3,560			37,743	31
			97,016			101,250			106,049	

55. 主要輸

Table with columns for years (昭和二年, 昭和三年, 昭和四年) and sub-columns for total, import, and export. Rows list various goods like rice, wheat, sugar, etc.

價額ノ單位ハ昭和二、三、四年度ハ兩ニシテ昭和五、六年ハ圓トス。石油ノ數量單位ハ昭和二年ノミハ箱トス。移入欄ニハ

56. 主要輸

Table with columns for years (昭和二年, 昭和三年, 昭和四年) and sub-columns for total, import, and export. Rows list goods like rice, sugar, alcohol, etc.

移入品 (四) 關東州—大連港

Table with columns for years (昭和四年, 昭和五年, 昭和六年) and sub-columns for total, import, and export. Rows list various goods with numerical values.

對日本貿易額ヲ掲グ。

移入品 (五) 南洋群島 (單位圓)

Table with columns for years (昭和四年, 昭和五年, 昭和六年) and sub-columns for total, import, and export. Rows list goods with numerical values.

56. 船

Table with multiple columns for ship statistics: 汽船 (Steamships), 總數 (Total), 不登簿 (Not registered), 登簿 (Registered), 五噸以上二十噸未満 (5-20 tons), 二十噸以上百噸未満 (20-100 tons), 百噸以上千噸未満 (100-1000 tons), 千噸以上 (1000+ tons), 船數 (Number of ships), 噸數 (Tonnage). Includes sub-sections for 朝鮮 (Chosen), 臺灣 (Taiwan), 關東 (Kanto), 南洋 (Nanyang), 內 (Inland).

×印ハ石油發動機船ナリ。

船

Table with multiple columns for ship statistics: 帆 (Sails), 總數 (Total), 不登簿 (Not registered), 登簿 (Registered), 五噸以上二十噸未満 (5-20 tons), 二十噸以上百噸未満 (20-100 tons), 百噸以上千噸未満 (100-1000 tons), 千噸以上 (1000+ tons), 船數 (Number of ships), 噸數 (Tonnage). Includes sub-sections for 朝鮮 (Chosen), 臺灣 (Taiwan), 關東 (Kanto), 南洋 (Nanyang), 島 (Islands), 地 (Land).

57. 航 路 標 識

Table of navigation aids (buoys, beacons, etc.) categorized by region (e.g., 朝鮮, 臺灣, 關東, 南洋群島, 内地) and year (大正, 昭和). Columns include counts for various types of aids.

南洋ノ昭和五年ハ昭和六年三月末、昭和六年ハ七年五月末現在ナリ、獨立標中四五兩年ハ船用立標ノノ計數ナリ。
内地計數中ニハ樺太及關東州ヲ含ム。

58. 國 有 鐵 道

Table of national railway statistics including passenger and freight volumes, and other metrics. Columns include '停車場' (stations), '營業料' (operating charges), and regional breakdowns (朝鮮, 臺灣, 關東, 内地).

東洋鐵道株式會社
KAIYUEN RAILWAY CO. LTD.
http://www.kaiyuen.co.jp/

58. 國 有

鐵 道 (續)

Table with columns for Train Miles (列車走行), Car Miles (車輛走行), and Tonnage (運輸數) for years 10 to 5. Includes sub-sections 朝, 暮, 夜, and 内.

損益額中△印ハ損ヲ示ス。

Table with columns for Revenue (收入), Expenses (營業費), Profit (損益), and Daily Average (一日一噸平均) for years 10 to 5. Includes sub-sections 朝, 暮, 夜, and 地.

59. 地 方

鐵 道

年 度	營業 軒 (噸)	車 輛 數			走 行 軒			運 旅 客
		機 關 車	客 車	貨 車	總 數	列 車	車 輛	
大正 10	266	46	373	653	7,854,810	527,871	7,326,939	4,530,864
11	277	51	142	695	6,346,454	686,613	5,659,841	1,698,913
12	334	60	128	666	6,767,698	823,642	5,935,056	1,995,259
13	398	69	156	738	7,212,565	1,053,001	6,159,564	2,707,813
14	464	75	155	751	9,044,824	1,267,962	7,776,862	3,437,884
昭和 1	481	78	170	816	10,355,782	1,468,435	8,887,347	4,028,819
2	515	79	153	891	11,570,347	1,595,393	9,974,954	4,063,804
3	468	74	143	746	9,198,300	1,441,560	7,756,740	3,115,665
4	510	67	161	703	9,479,775	1,571,494	7,908,281	3,127,938
5	1,073	86	152	847	13,383,962	2,397,178	10,986,784	2,710,627
大五 10	316	188	265	11,907	10,025,319	909,506	9,115,813	3,029,829
11	298	198	307	12,306	10,694,439	1,000,170	9,694,269	2,839,240
12	300	200	292	12,470	11,050,355	905,706	10,144,649	2,425,188
13	314	209	314	12,647	11,746,760	980,696	10,766,064	2,883,632
14	314	221	313	13,470	13,041,948	1,050,515	11,991,433	3,488,335
昭和 1	327	226	246	13,693	13,655,726	1,117,635	12,538,091	4,001,145
2	340	225	253	13,806	14,745,591	1,217,706	13,527,885	4,225,809
3	343	234	265	14,441	15,456,455	1,301,214	14,155,241	4,423,436
4	345	242	258	14,906	15,826,066	1,395,137	14,430,929	4,361,961
5	337	232	272	15,102	15,536,710	1,671,571	13,865,139	3,644,354
昭和 2	189	—	27	328	—	—	—	165,624
3	189	—	34	319	3,277,539	324,848	2,952,691	373,710
4	189	22	37	361	4,713,271	380,185	4,333,086	424,680
5	189	28	37	361	6,959,604	528,104	6,431,500	344,826
大正 10	1,103	347	349	6,028	—	—	—	6,926,619
11	1,103	366	373	6,180	—	—	—	7,645,068
12	1,119	377	391	6,247	—	—	—	8,762,862
13	1,118	405	401	6,509	—	—	—	8,732,718
14	1,118	425	430	6,642	—	—	—	9,109,004
昭和 1	1,112	432	440	6,811	—	—	—	8,290,085
2	1,214	447	500	6,841	—	—	—	8,355,657
3	1,214	459	525	7,585	—	—	—	9,928,133
4	1,227	461	540	7,957	—	—	—	10,594,497
5	1,227	469	557	8,154	—	—	—	8,218,152
大正 10	3,460	575	1,955	7,197	166,172,488	15,994,227	150,178,261	121,746,406
11	3,779	629	2,130	7,771	162,125,787	16,060,453	146,065,334	152,024,409
12	4,278	724	2,322	8,447	199,336,529	18,580,166	180,756,363	175,849,074
13	4,596	777	2,520	9,219	245,304,686	21,986,911	223,317,775	208,296,113
14	4,904	822	2,762	9,439	263,588,718	23,179,924	239,408,794	233,826,575
昭和 1	5,372	892	2,969	10,054	285,302,813	24,434,292	260,868,521	269,921,424
2	5,472	966	3,299	10,561	355,217,286	25,510,529	329,706,757	307,581,903
3	5,938	941	3,644	10,582	379,670,608	24,996,334	354,674,284	366,277,597
4	6,513	977	4,085	11,347	429,865,973	24,791,373	405,074,600	415,740,109
5	7,018	985	4,286	11,506	445,573,818	23,075,396	422,398,422	428,370,560

輸 送 量	運 輸 收 入 (圓)					年 次			
	手 小 荷 物	貨 物	總 數	旅 客	手 小 荷 物		郵 便 物	貨 物	其 他
(斤)	(噸)	(圓)	(圓)	(圓)	(圓)				
1,585,217	378,456	2,943,404	2,220,174	22,424	—	700,806	—	10	
1,659,294	331,576	1,829,935	944,956	30,483	—	854,496	—	11	
2,137,802	535,388	2,192,841	1,087,753	33,421	—	1,071,667	—	12	
2,786,872	540,173	2,440,762	1,306,679	42,153	—	1,091,930	—	13	
3,758,928	709,428	3,062,457	1,556,123	52,861	—	1,453,473	—	14	
5,302,541	924,921	3,825,864	1,742,411	69,827	—	2,013,626	—	1	
5,889,424	1,944,703	4,356,455	1,828,521	75,311	—	2,452,623	—	2	
4,828,160	1,048,064	4,073,759	1,598,972	64,944	—	2,409,843	—	3	
4,985,657	991,752	3,840,489	1,590,261	67,054	—	2,183,174	—	4	
3,051,940	964,145	3,163,173	1,261,659	60,011	—	1,841,503	—	5	
(斤)	(噸)	(圓)	(圓)	(圓)	(圓)	(圓)	(圓)		
—	281,152	1,160,064	834,375	—	—	325,689	—	10	
—	333,530	1,159,088	779,567	—	—	397,521	—	11	
—	363,248	1,072,010	647,862	—	—	424,148	—	12	
—	452,442	1,268,733	735,924	—	—	532,809	—	13	
—	609,920	1,531,164	892,005	—	—	639,159	—	14	
—	667,825	1,715,713	1,001,196	—	—	714,517	—	1	
—	743,747	1,641,699	893,668	—	—	748,030	—	2	
—	765,127	3,289,338	1,007,888	—	—	2,281,450	—	3	
—	722,334	3,243,353	929,023	—	—	2,314,330	—	4	
—	702,557	2,952,966	775,164	—	—	2,177,802	—	5	
(圓)	(圓)	(圓)	(圓)	(圓)	(圓)	(圓)	(圓)		
432	111,642	—	—	—	—	—	—	2	
651	145,993	742,830	472,483	10,707	—	236,822	—	3	
538	219,522	1,007,919	534,654	16,517	—	419,892	—	4	
—	325,883	1,033,928	416,022	14,042	—	541,954	—	5	
(圓)	(圓)	(圓)	(圓)	(圓)	(圓)	(圓)	(圓)		
27,311	10,400,208	78,204,132	11,289,060	908,227	—	59,615,835	6,394,010	10	
26,801	12,043,870	87,813,029	11,434,760	954,704	—	61,518,111	5,905,454	11	
28,330	13,371,673	92,269,704	12,480,239	951,616	—	72,582,757	6,255,092	12	
28,303	14,588,437	92,561,732	12,724,753	920,785	—	77,019,368	1,896,826	13	
19,926	15,045,292	97,395,228	13,498,836	735,050	—	80,535,820	2,328,466	14	
19,276	16,535,194	107,923,567	14,473,932	742,421	—	89,513,059	3,194,155	1	
21,473	18,468,358	113,413,837	15,331,848	849,957	—	94,130,719	3,101,313	2	
24,453	19,409,243	118,961,049	16,778,663	1,008,041	—	97,891,126	3,283,219	3	
24,318	20,603,313	122,507,452	16,608,980	993,560	—	101,280,405	3,629,507	4	
16,462	15,085,355	95,584,464	10,831,554	926,241	—	78,091,927	5,934,918	5	
(圓)	(圓)	(圓)	(圓)	(圓)	(圓)	(圓)	(圓)		
61,057	12,692,861	33,710,569	21,428,557	1,024,148	129,891	11,127,973	—	10	
81,349	15,102,885	44,009,073	27,576,805	1,419,631	156,448	14,856,189	—	11	
89,693	15,865,586	48,514,989	30,959,854	1,566,804	169,965	15,818,366	—	12	
96,375	18,055,368	54,976,577	34,878,159	1,716,089	174,683	18,207,646	—	13	
97,709	18,771,620	58,718,830	37,821,032	1,778,152	193,471	18,921,175	—	14	
102,869	21,047,780	64,935,182	42,098,771	1,855,405	293,139	20,687,867	—	1	
108,409	23,493,836	70,525,288	46,353,910	1,958,308	302,094	21,910,976	—	2	
105,574	25,093,461	77,205,989	52,093,649	1,932,884	297,334	22,882,122	—	3	
107,412	26,466,425	86,217,859	60,552,170	1,931,400	334,742	23,399,547	—	4	
95,450	22,949,877	81,066,996	59,389,665	1,606,502	339,313	19,731,516	—	5	

關東州ノ昭和五年運輸數量中手小荷物ハ金剛鐵道ヲ含マズ。

60. 通信局所線路及線條

	局 所	線 路 及 線 條 (幹)																
		郵便取 扱局所	電信取 扱局所	電 話 交換局	通話 局所	公衆 電話	郵 便 線				電 信 線		電 話 線					
							道路	鐵道	水路	其 他	線 路		線 條		線 路		線 條	
											陸上	水底	陸上	水底	線路	線條	線路	線條
朝鮮																		
大正	11	619	660	63	489	65	12,841	2,315	19,722			8,150	18	31,523	32	7,066	72,150	
" "	12	626	690	82	493	65	12,759	2,497	19,914			8,249	20	32,067	35	7,267	87,146	
" "	13	652	704	95	500	65	11,824	2,734	20,114			8,309	188	32,774	197	7,401	94,276	
" "	14	661	716	104	509	65	11,946	2,841	19,374			8,310	189	33,323	197	7,552	102,357	
昭和	1	670	728	117	507	65	12,048	2,924	24,751			8,291	192	34,383	224	7,933	107,635	
" "	2	684	741	127	507	65	11,989	3,168	28,114			8,322	192	35,350	299	8,271	113,592	
" "	3	704	746	133	513	65	11,621	3,346	28,591			8,342	192	36,167	366	8,660	120,481	
" "	4	725	764	135	529	65	11,172	3,558	26,067	910	8,448	194	37,384	371	8,833	128,346		
" "	5	752	759	144	541	65	11,286	3,835	25,877	910	8,439	194	38,897	389	9,015	138,429		
" "	6	778	804	157	545	65	11,498	4,170	24,451	940	8,448	190	39,314	438	9,147	144,168		
臺灣																		
大正	11	173	196	78	135	26	707	1,126			880	150	4,611	150	1,826	19,537		
" "	12	172	154	80	139	27	668	1,144			899	150	4,628	150	1,864	20,025		
" "	13	172	154	80	138	27	633	1,209			1,183	150	4,732	150	2,869	20,302		
" "	14	171	172	81	137	27	597	1,593			1,203	156	4,797	156	2,934	42,018		
昭和	1	173	172	82	139	27	640	1,609			1,215	156	4,923	156	2,956	43,077		
" "	2	173	176	84	140	27	644	1,585			1,215	156	4,967	156	3,321	44,770		
" "	3	173	179	84	144	27	703	1,559	3,165		1,220	156	5,184	156	3,356	46,310		
" "	4	175	172	84	152	29	699	1,563	3,165		1,226	156	5,233	156	3,456	48,224		
" "	5	175	184	86	154	30	770	1,485	3,165		1,229	156	5,372	156	3,541	56,505		
" "	6	177	188	86	157	31	965	1,467	3,165		1,228	156	5,954	156	3,693	59,367		
關東州及鐵道附屬地																		
大正	11	49	45	8	18		1,143	208	2,404			1,392		2,344		62	1,973	
" "	12	49	48	9	31		1,143	208	2,525			1,356		2,681		68	2,545	
" "	13	53	51	9	24		1,166	208	2,529			1,353		2,593		87	2,387	
" "	14	53	51	10	24	3	1,096	208	2,528			1,398	409	3,177	409	90	2,985	
昭和	1	55	52	12	27	3	1,119	257	2,528			1,398	409	3,320	409	104	2,865	
" "	2	59	55	15	15	3	950	482	2,528			1,398	409	3,350	409	111	2,861	
" "	3	61	63	17	15	7	830	482	2,528			1,408	409	3,594	409	124	3,146	
" "	4	66	73	20	20	9	830	482	2,528			1,429	418	4,180	418	242	4,143	
" "	5	72	79	20	27	9	890	564	2,528			1,477	418	4,594	418	243	4,174	
" "	6	75	81	23	29	13	902	585	2,816			1,499	438	4,683	438	259	4,423	
南洋羣島																		
大正	11	131	132	24	62		80	44	2,026			878	2	7,975	2	1,758	2,089	
" "	12	205	136	26	65		85	448	3,010			882	2	6,776	2	2,148	2,277	
" "	13	200	145	28	69		80	448				866	2	8,448	2	1,940	2,308	
" "	14	204	157	26	74		82	1,118	3,322			962	2	8,448	2	1,940	20,775	
昭和	1	210	161	28	74		82	1,118	3,518			888	2	8,196	2	2,105	19,664	
" "	2	216	174	22	77		79	2,197	3,471			888	2	8,173	2	2,042	23,925	
" "	3	218	182	25	85		79	2,197	3,471			1,186	2	8,770	2	2,400	27,864	
" "	4	220	199	31	84		82	2,199	3,472			1,233	2	10,627	2	2,478	29,105	
" "	5	223	201	31	88		75	2,204	3,472			1,234	2	8,951	2	1,614	29,216	
" "	6	223	206	32	89		85	2,204	3,472			1,244	2	10,012	2	2,678	30,261	
內 地																		
昭和	2	8,871	7,144	2,450	4,650	1,800	26,065	16,962	20,449	10,808	35,958	15,320	292,718	18,132	45,392	4,050,593		
" "	3	9,017	7,282	2,697	4,952	2,005	16,691	17,775	20,928	10,821	36,042	15,297	304,726	18,238	50,112	4,520,743		
" "	4	9,690	7,455	2,967	5,305	2,045	15,590	17,881	21,077	10,833	36,450	15,314	327,241	18,286	54,870	4,899,994		
" "	5	9,954	7,631	3,118	5,608	2,225	14,484	18,996	22,052	10,833	36,514	14,881	405,346	15,333	56,835	5,916,641		
" "	6	10,208	7,709	3,308	5,878	2,373	15,530	19,897	37,783	10,833	36,501	45,772	236,348	15,283	59,238	5,835,895		

61. 小包郵便物

	年 度	總 數										普 通				書 留				價 格 表 記			
		總 數	有 料		無 料		引 配	有 料		無 料		引 配	有 料		無 料		引 配	有 料		無 料			
			受	引	受	引		受	引	受	引		受	引	受	引							
																		受	引	受	引	受	引
朝鮮																							
大正	11	1,886,795	1,798,150	88,645	2,678,676																		
" "	12	1,988,757	1,900,716	88,041	2,670,757																		
" "	13	1,958,190	1,872,742	85,448	2,625,351																		
" "	14	2,050,032	1,961,786	88,246	2,799,657																		
昭和	1	2,135,270	2,045,143	90,127	2,985,038																		
" "	2	2,191,732	2,098,983	92,749	3,183,325																		
" "	3	2,292,763	2,201,921	90,842	3,321,953																		
" "	4	2,288,436	2,180,932	107,504	3,344,319																		
" "	5	2,174,373	2,056,431	117,942	3,214,691																		
" "	6	2,005,692	1,888,245	117,447	3,020,541																		
臺灣																							
大正	11	684,504	660,074	24,430	1,048,680	303,574	13,599	388,049	356,328	10,829	660,454	172	2	177									
" "	12	639,790	619,415	20,375	957,620	279,323	11,958	350,742	339,527	8,395	606,755	565	22	123									
" "	13	624,226	604,047	20,179	978,792	260,814	11,821	350,825	343,103	8,357	627,772	130	1	195									
" "	14	634,004	609,562	24,442	1,041,381	260,997	15,456	367,711	348,415	8,985	673,537	150	1	133									
昭和	1	652,552	621,873	30,679	1,103,396	275,520	22,220	411,676	346,259	8,457	691,613	94	2	107									
" "	2	660,633	626,073	34,560	1,152,659	278,859	24,970	441,610	347,174	9,590	710,936	40		113									
" "	3	679,430	642,250	37,180	1,219,357	284,949	27,420	473,055	357,258	9,760	746,123	43		179									
" "	4	695,176	653,526	41,650	1,255,961	299,444	31,054	495,401	354,051	10,596	760,491	31		69									
" "	5	676,610	633,789	42,821	1,246,984	299,361	32,679	508,683	334,092	10,142	738,301	66											
" "	6	640,451	594,476	45,975	1,121,530	288,675	34,341	514,693	305,671	11,634	696,837	130											
關東州及鐵道附屬地																							
大正	11	104,501	102,020	2,481	368,142	41,085	285	102,423	60,856	2,178	265,632	79	18	87									
" "	12	127,403	122,951	4,452	398,686	50,365	1,131	102,223	72,276	3,321	296,361	310		102									
" "	13	136,687	131,695	4,992	421,627	50,956	1,604	97,313	80,519	3,388	324,265	210		49									
" "	14	151,182	146,382	4,800	487,065	57,061	1,531	105,398	89,243	3,269	381,590	78		67									
昭和	1	160,978	154,781	6,197	550,272	60,781	2,484	119,220	93,964	3,713	430,959	36		99									
" "	2	176,004	167,848	8,156	605,585	69,209	3,926	144,565	98,588	3,926	460,972	51		48									
" "	3	193,584	184,440	9,144	639,895	76,347	4,294	156,814	108,061	4,850	483,002	32		79									
" "	4	205,462	194,196	11,266	6																		

02. 通 常

		總 數				普		
		引		受		引		受
		總 數	有 料	無 料	配 送	有 料	無 料	配 送
大正	11	169,971,337	162,575,857	7,395,480	177,808,247	158,468,189	6,475,894	17,340,058
昭和	12	164,361,549	157,648,273	6,713,276	174,127,235	153,217,832	5,683,877	20,909,403
昭和	13	174,021,889	166,726,786	7,295,103	189,077,049	162,192,084	6,185,501	26,884,965
昭和	14	186,876,960	179,078,406	7,798,554	199,116,467	174,487,999	6,680,359	24,628,467
昭和	1	180,266,705	171,905,412	8,361,293	197,931,948	167,202,291	7,194,736	30,729,657
昭和	2	201,391,454	192,909,940	8,481,514	222,388,485	187,878,060	7,235,508	34,510,425
昭和	3	222,726,175	213,952,353	8,773,822	246,180,479	208,840,484	7,444,982	38,339,995
昭和	4	240,533,268	230,938,737	9,594,531	261,948,145	225,464,421	8,141,769	36,483,724
昭和	5	283,076,433	228,492,611	9,583,822	254,837,114	222,780,648	9,075,433	32,056,465
昭和	6	238,411,914	—	—	255,358,734	231,040,320	—	—
大正	11	59,179,830	56,982,319	2,197,511	65,664,844	55,561,546	1,948,910	10,103,298
昭和	12	56,075,515	53,909,369	2,166,146	59,629,098	52,505,477	1,927,086	17,123,621
昭和	13	55,869,888	53,720,445	2,149,443	63,574,021	52,284,896	1,897,417	11,289,125
昭和	14	57,481,666	55,423,171	2,059,495	66,704,452	53,992,232	1,813,258	12,712,220
昭和	1	52,089,458	49,897,565	2,191,893	64,192,940	48,445,245	1,949,292	15,747,695
昭和	2	60,052,614	57,741,934	2,310,680	72,625,417	56,205,904	2,064,514	16,419,513
昭和	3	62,325,060	60,121,727	2,203,333	73,265,289	58,582,247	1,953,166	14,683,042
昭和	4	66,394,543	64,037,966	2,306,577	76,877,296	62,416,380	2,023,557	14,460,916
昭和	5	66,793,328	64,427,562	2,365,766	78,453,079	72,744,514	2,047,956	15,708,565
昭和	6	67,133,385	—	—	76,361,766	65,144,591	—	—
大正	11	13,656,146	13,210,360	445,786	17,705,740	13,007,490	388,494	4,698,250
昭和	12	16,449,710	15,948,917	500,793	19,219,842	15,686,742	485,261	3,533,100
昭和	13	19,958,509	19,397,748	560,761	23,220,608	19,104,796	490,631	4,115,812
昭和	14	23,131,750	22,559,664	572,086	25,890,247	22,243,178	497,974	3,647,069
昭和	1	20,259,063	19,642,531	616,532	23,976,418	19,320,872	535,486	4,655,546
昭和	2	21,166,182	20,487,772	678,410	27,347,683	20,136,380	587,731	7,211,303
昭和	3	22,279,483	21,576,330	703,153	29,004,994	21,186,136	626,533	7,818,858
昭和	4	24,987,027	24,247,573	739,454	32,933,744	23,823,559	666,982	9,110,185
昭和	5	21,797,376	—	—	29,521,953	21,326,810	—	—
昭和	6	22,552,023	—	—	28,330,471	22,115,844	—	—
大正	11	44,852,774	42,789,878	2,062,896	48,794,932	41,994,967	1,884,392	6,800,065
昭和	12	38,406,177	36,859,379	1,546,798	43,144,934	36,104,281	1,382,420	7,040,653
昭和	13	42,132,228	40,504,849	1,627,379	47,376,052	39,726,738	1,449,080	7,649,314
昭和	14	43,841,125	42,202,657	1,638,468	50,431,180	41,397,786	1,457,085	9,033,394
昭和	1	41,656,134	39,981,777	1,674,357	48,410,573	39,166,308	1,497,490	9,244,265
昭和	2	49,949,123	48,272,604	1,676,519	54,044,010	47,390,568	1,496,318	6,653,442
昭和	3	57,559,461	55,703,128	1,856,333	61,491,136	54,779,571	1,672,568	6,711,565
昭和	4	56,764,733	54,680,864	2,083,869	63,026,523	53,725,688	1,890,629	9,300,835
昭和	5	56,316,692	54,237,249	2,079,443	63,061,900	55,226,285	—	—
昭和	6	63,702,055	44,303,941	19,398,114	69,153,727	62,628,419	—	—
大正	12	234,235	225,262	8,973	360,026	216,630	7,826	143,396
昭和	13	280,205	268,610	11,595	385,490	259,566	10,494	125,924
昭和	14	318,514	306,443	12,171	462,214	297,572	11,204	164,642
昭和	1	431,625	418,779	12,846	561,320	408,671	11,981	152,649
昭和	2	447,766	432,726	15,040	618,704	421,132	14,070	197,572
昭和	3	569,704	549,008	20,696	934,083	537,355	19,283	396,728
昭和	4	673,969	649,564	24,405	988,975	636,499	22,282	352,476
昭和	5	971,673	—	—	1,223,947	955,481	—	—
昭和	6	939,143	—	—	1,334,487	923,158	—	—
大正	11	4,126,958	4,022,502	104,456	4,084,817	3,979,461	94,350	105,356
昭和	12	3,710,090	3,618,023	92,067	3,759,491	3,574,248	82,257	185,243
昭和	13	4,120,033	4,010,207	109,826	4,159,786	3,962,192	98,497	197,594
昭和	14	4,266,410	4,158,128	108,282	4,270,172	4,109,781	97,298	160,391
昭和	1	3,974,913	3,853,138	121,055	3,906,475	3,804,138	109,627	102,335
昭和	2	4,863,288	4,657,745	205,543	4,833,723	4,608,166	193,757	225,557
昭和	3	4,764,671	4,636,173	128,499	4,716,170	4,585,325	116,473	130,845
昭和	4	5,096,611	4,890,491	206,120	5,046,099	4,839,480	193,714	206,619
昭和	5	4,409,552	—	—	4,437,940	4,347,758	—	—
昭和	6	4,490,203	—	—	4,532,477	4,430,199	—	—

昭和五年以降關東州以外ハ價格表記郵便配速數ハ書留郵便配速數中ニ含ム。

郵 便 物

通 配	速 達	寄 留				價 格 表 記				年 次
		引		受		引		受		
		有 料	無 料	有 料	無 料	有 料	無 料	有 料	無 料	
朝鮮	11	172,773,435	4,068,690	804,701	4,837,156	38,978	119,835	197,656	11	
朝鮮	12	172,900,386	4,379,908	904,341	1,185,984	50,533	125,058	40,865	12	
朝鮮	13	183,277,263	4,477,666	984,162	5,558,046	57,036	125,440	241,740	13	
朝鮮	14	193,094,459	4,527,485	987,953	5,749,154	62,919	130,245	272,854	14	
朝鮮	1	191,702,514	4,634,587	1,031,662	5,936,036	68,534	134,895	134,895	1	
朝鮮	2	215,671,103	4,954,878	1,106,183	6,373,264	77,002	139,823	344,118	2	
朝鮮	3	239,965,002	5,030,823	1,184,435	5,958,691	81,046	144,405	256,786	3	
朝鮮	4	254,267,366	5,384,601	1,302,252	7,259,971	89,715	150,510	420,808	4	
朝鮮	5	248,262,323	5,621,785	1,355,822	6,574,791	90,178	152,567	—	5	
朝鮮	6	247,482,030	5,727,751	1,396,149	7,876,704	89,843	157,851	—	6	
臺灣	11	64,011,123	1,336,315	206,870	1,527,413	84,458	41,731	126,308	11	
臺灣	12	58,009,175	1,316,068	199,151	1,493,977	87,824	39,909	125,946	12	
臺灣	13	61,869,896	1,341,652	212,627	1,572,557	93,897	39,399	131,568	13	
臺灣	14	64,982,945	1,330,626	206,401	1,582,869	100,313	38,836	138,638	14	
臺灣	1	62,447,726	1,349,501	207,132	1,604,855	102,819	35,469	140,359	1	
臺灣	2	70,780,186	1,426,814	210,309	1,697,459	109,216	35,857	147,772	2	
臺灣	3	71,392,136	1,424,670	214,502	1,720,776	113,810	35,665	152,377	3	
臺灣	4	74,901,499	1,501,842	247,039	1,818,707	119,744	35,981	157,090	4	
臺灣	5	76,396,236	1,568,289	282,074	1,904,004	114,759	35,736	152,839	5	
臺灣	6	74,326,217	1,588,736	254,477	2,035,549	108,705	36,876	—	6	
日本	11	17,477,411	202,233	51,599	222,719	594	5,323	5,610	11	
日本	12	18,926,184	261,255	60,140	288,032	920	5,392	5,626	12	
日本	13	22,896,578	291,908	64,740	318,310	1,044	5,390	5,720	13	
日本	14	25,541,701	315,778	68,468	342,686	708	5,644	5,860	14	
日本	1	23,613,400	320,836	74,446	355,844	823	6,600	7,174	1	
日本	2	26,936,075	350,663	82,738	403,521	729	7,941	8,087	2	
日本	3	28,576,812	388,839	68,516	419,509	1,355	8,104	8,673	3	
日本	4	32,494,780	422,403	62,499	428,492	1,611	9,973	10,472	4	
日本	5	29,097,472	398,242	59,782	413,254	1,559	10,983	11,227	5	
日本	6	27,942,924	368,037	53,956	287,547	1,189	12,997	—	6	
鐵道	11	47,863,167	759,928	165,453	883,768	34,680	12,669	47,997	11	
鐵道	12	42,276,961	723,600	152,322	824,777	31,498	12,056	43,196	12	
鐵道	13	46,451,350	745,417	165,849	878,761	32,694	12,450	45,941	13	
鐵道	14	49,467,665	769,639	168,398	914,467	35,252	12,965	49,048	14	
鐵道	1	47,441,659	775,066	162,509	915,912	40,403	14,358	53,002	1	
鐵道	2	53,024,560	831,386	164,939	963,516	50,654	15,262	55,934	2	
鐵道	3	60,384,938	887,645	167,629	1,056,125	35,912	16,136	50,073	3	

63. 電 報 通 數

Table of telegraph statistics showing total numbers and breakdown by material type (有料, 無料) and region (國內, 國外).

64. 電 話 加 入 者 及 通 話 度 數

Table of telephone statistics showing the number of subscribers (加入者) and call volume (通話度數) by region and year.

臺灣ハ無料ノモノヲ含マズ。朝鮮ノ時數、件數ハ度數トス。樺太ノ加入申込者(大正十一年度)ハ十二年九月末トス。括弧内ハ長距離ニシテ再掲ナリ。

65. 郵 便 貯 金 (單位 金額 圓)

Table 65: Postal Savings. Columns include: 預入高 (口數, 金額), 拂戻高 (口數, 金額), 現在高 (總人員, 總金額, 預人員一人二付預金高總數). Rows are categorized by region (大正, 昭和) and sub-region (朝鮮, 臺灣, 關東州及鐵道附屬地, 南洋群島, 內地).

66. 郵 便 振 替 貯 金

Table 66: Postal Remittance Savings. Columns include: 加入人員, 脫退人員, 受入高 (口數, 金額), 拂出高 (口數, 金額), 現在高 (人員, 金額). Rows are categorized by region (大正, 昭和) and sub-region (朝鮮, 臺灣, 關東州及鐵道附屬地, 南洋群島, 內地).

67. 郵 便 爲 替

Table with columns for '振出口数' (Number of outgoing mail) and '振出金額' (Amount of outgoing mail), subdivided into '内国' (Domestic) and '外国' (Foreign). It includes data for '朝' (Morning) and '夕' (Evening) mail, and '大正' (Taisho) and '昭和' (Showa) eras.

×印ハ送信部取扱ニ係ルモノニシテ外書ナリ。

68. 簡 易 生 命 保 險

Table showing '新契約' (New contracts), '復活' (Revival), and '消滅' (Termination) statistics for '簡易生命保険' (Simplified Life Insurance). It includes columns for '件数' (Number of cases), '保料' (Premiums), and '保金額' (Insurance amounts) for '昭和' (Showa) years.

△印ハ減少ヲ示ス。

69. 郵 便 年 金

Table showing '新契約' (New contracts) and '消滅' (Termination) statistics for '郵便年金' (Postal Annuity). It includes columns for '件数' (Number of cases), '掛金額' (Premium amounts), and '年金額' (Annuity amounts) for '昭和' (Showa) years.

△印ハ減少ヲ示ス。

南 滿 洲 鐵 道

70. 資 本 及 株 式 (單位 千圓)

年度	資本金總額	在 株 式							
		總 數		政府所有株式		一般募集株式		募集未濟株式	
		總 數	拂込済	未拂込	拂込済	未拂込	拂込済		未拂込
營業開始	200,000	120,000	102,000	18,000	100,000	—	2,000	18,000	80,000
明治 40	200,000	120,000	102,000	18,000	100,000	—	2,000	18,000	80,000
" 41	200,000	120,000	102,000	18,000	100,000	—	2,000	18,000	80,000
" 42	200,000	120,000	102,000	18,000	100,000	—	2,000	18,000	80,000
" 43	200,000	120,000	102,000	18,000	100,000	—	2,000	18,000	80,000
" 44	200,000	120,000	102,000	18,000	100,000	—	2,000	18,000	80,000
大正 1	200,000	120,000	112,000	8,000	100,000	—	12,000	8,000	80,000
" 2	200,000	160,000	120,000	40,000	100,000	—	20,000	40,000	40,000
" 3	200,000	160,000	124,000	36,000	100,000	—	24,000	36,000	40,000
" 4	200,000	160,000	128,000	32,000	100,000	—	28,000	32,000	40,000
" 5	200,000	160,000	132,000	28,000	100,000	—	32,000	28,000	40,000
" 6	200,000	180,000	142,000	38,000	100,000	—	42,000	38,000	20,000
" 7	200,000	180,000	154,000	26,000	100,000	—	54,000	26,000	20,000
" 8	200,000	180,000	180,000	—	100,000	—	80,000	—	20,000
" 9	440,000	380,000	309,156	70,844	217,156	2,844	92,000	68,000	60,000
" 10	440,000	380,000	309,156	70,844	217,156	2,844	92,000	68,000	60,000
" 11	440,000	380,000	321,156	58,844	217,156	2,844	104,000	56,000	60,000
" 12	440,000	880,000	321,156	58,844	217,156	2,844	104,000	56,000	60,000
" 13	440,000	380,000	321,156	58,844	217,156	2,844	104,000	56,000	60,000
" 14	440,000	380,000	337,156	42,844	217,156	2,844	120,000	40,000	60,000
昭和 1	440,000	380,000	337,156	42,844	217,156	2,844	120,000	40,000	60,000
" 2	440,000	440,000	355,156	84,844	217,156	2,844	138,000	82,000	—
" 3	440,000	440,000	387,156	52,844	217,156	2,844	170,000	50,000	—
" 4	440,000	440,000	387,156	52,844	217,156	2,844	170,000	50,000	—
" 5	440,000	440,000	387,156	52,844	217,156	2,844	170,000	50,000	—
" 6	440,000	440,000	387,156	52,844	217,156	2,844	170,000	50,000	—

71. 事 業

年度	鐵 道	工 場	船 舶	港 灣	鐵 山	製 鐵 所
明治 40	9,099,301	630,934	—	523,310	665,108	—
" 41	22,510,759	396,990	—	1,582,730	2,832,629	—
" 42	8,276,670	867,889	—	1,610,788	1,989,976	—
" 43	14,096,717	2,444,648	—	2,616,619	2,120,071	—
" 44	11,809,955	1,342,432	—	682,662	1,389,058	—
大正 1	4,506,378	232,229	—	—	—	—
" 2	1,962,590	149,708	572,923	1,645,684	1,501,751	—
" 3	1,235,928	196,394	1,507,279	2,304,183	1,748,556	—
" 4	693,911	154,749	77,799	1,629,919	2,795,049	—
" 5	1,769,775	370,139	79,277	1,267,184	2,449,553	—
" 6	2,621,613	650,275	1,905,679	1,781,132	2,493,899	—
" 7	27,581,348	665,306	463,717	2,337,646	5,381,400	4,477,760
" 8	25,893,469	903,900	156,449	8,690,991	51,769,892	4,900,572
" 9	34,167,049	789,627	145,462	3,575,641	10,998,649	28,342,328
" 10	12,622,061	1,598,889	13,596	443,930	17,521,315	5,043,327
" 11	10,768,780	235,784	909,687	4,017,571	9,679,337	1,258,434
" 12	8,506,722	491,120	276,100	2,354,319	5,420,542	636,036
" 13	13,334,066	241,966	90,763	2,821,463	2,016,266	860,201
" 14	9,331,772	209,765	642,515	3,594,935	2,055,972	4,102,281
昭和 1	4,250,505	28,062	65,716	3,203,517	3,273,162	5,806,600
" 2	14,478,557	3,224,484	277,078	3,099,008	724,971	591,401
" 3	10,185,303	1,180,459	4,044,933	10,005,877	26,396,444	25,154,679
" 4	12,179,149	1,075,182	—	9,414,639	3,988,529	123,708
" 5	8,348,583	38,956	—	8,890,226	5,557,621	6,255,823
" 6	1,874,397	127,208	—	5,106,974	5,595,116	589,577
累 計	272,105,358	6,592,242	—	85,145,771	119,944,480	29,233,501
百 分 比 例	35.7	0.9	—	11.2	15.7	3.7

株 式 會 社

72. 營 業 收 支 總 額 累 年 比 較 (單位 圓)

年度	收 入	支 出	損 益	收入 100 = 付 指 數			
				支 出	收 入	支 出	損 益
明治 40	12,543,116	10,526,581	2,016,585	84	100	100	100
" 41	17,615,683	15,502,101	2,113,582	88	140	147	105
" 42	23,113,933	17,342,234	5,771,699	75	184	165	286
" 43	24,777,685	21,069,368	3,703,316	85	198	200	184
" 44	28,155,080	24,487,652	3,667,428	87	224	233	182
大正 1	33,541,477	28,620,433	4,926,045	85	267	272	244
" 2	42,417,123	35,249,844	7,167,279	83	338	335	355
" 3	44,670,616	37,129,525	7,541,091	83	356	353	374
" 4	43,786,025	35,705,526	8,080,499	82	349	339	401
" 5	52,402,408	42,294,801	10,107,608	81	418	402	501
" 6	63,429,252	54,503,610	14,925,643	79	554	518	740
" 7	96,257,878	47,064,706	22,193,171	77	767	704	1,101
" 8	153,133,387	123,752,423	24,374,964	84	1,221	1,223	1,209
" 9	174,738,287	147,346,303	27,391,985	84	1,393	1,400	1,358
" 10	147,100,603	115,714,464	31,386,139	79	1,173	1,099	1,556
" 11	169,956,646	134,876,402	35,080,244	79	1,355	1,281	1,740
" 12	185,698,324	150,902,732	34,795,592	81	1,840	1,434	1,725
" 13	194,181,785	159,628,872	34,552,914	82	1,548	1,516	1,713
" 14	201,598,309	166,733,029	34,865,230	83	1,607	1,584	1,724
昭和 1	215,614,944	181,457,060	34,157,884	84	1,719	1,724	1,694
" 2	230,558,524	194,284,201	36,274,323	84	1,838	1,846	1,799
" 3	240,427,752	197,874,891	42,552,861	82	1,917	1,880	2,110
" 4	240,998,062	195,492,205	45,505,857	81	1,921	1,857	2,257
" 5	188,104,063	166,430,601	21,673,462	88	1,500	1,090	1,075
" 6	194,830,940	174,455,782	20,375,158	90	1,553	1,657	1,010

費 (單位 圓)

製油工場	肥料工場	電 氣	瓦 折	窯 業	旅 館	地方施設	雜 施設	年 次
—	—	125,141	—	—	202,764	901,691	1,900,509	40
—	—	875,455	—	—	25,078	1,711,900	2,543,115	41
—	—	1,832,858	602,344	—	404,375	1,389,076	920,461	42
—	—	1,057,147	202,597	—	317,278	2,466,521	2,170,152	43
—	—	682,438	178,686	—	125,178	1,823,722	2,697,215	44
—	—	260,658	422,913	—	253,894	1,543,682	655,990	1
—	—	86,582	109,890	—	288,657	2,764,327	851,648	2
—	—	169,146	87,197	—	399,656	1,567,723	996,215	3
—	—	109,461	46,280	—	16,168	15,500	185,368	4
—	—	79,835	32,850	—	11,288	1,355,440	299,118	5
—	—	276,623	88,209	—	17,131	1,418,759	869,534	6
—	—	899,685	489,159	—	75,489	7,730,870	8,671,175	7
—	—	1,454,587	290,056	—	93,728	4,463,388	6,128,403	8
—	—	2,566,667	619,584	—	50,147	193,925	10,400,390	9
—	—	3,304,668	499,958	—	36,363	7,536,703	2,078,850	10
—	—	1,629,618	1,984,198	—	53,028	4,867,908	4,705,861	11
—	—	1,588,058	1,198,499	—	143,264	8,648,019	2,645,976	12
—	—	1,919,706	1,218,815	2,522,112	155,323	10,551,058	2,399,512	13
—	—	1,493,707	7,850,454	2,522,112	117,894	10,388,915	1,342,473	14
—	—	20,238,875	—	—	19,929	4,909,521	1,975,114	1
—	—	—	—	—	2,766,774	89,318,542	5,065,581	2
4,935,686	79,782	—	—	—	—	2,489,926	917,422	3
4,025,487	32,547	—	—	—	—	5,344,681	3,304,915	4
136,713	3,704	—	—	—	—	3,758,252	2,641,153	5
114,300	—	—	—	—	—	698,466	—	6
8,938,761	—	—	—	—	4,532,437	184,368,715	52,134,432	計
—	—	—	—	—	—	24.2	6.8	比

73. 利 益 金

Table with columns: 總數, 當期純益金, 前年度繰越金, 法定積立金, 特別積立金, 仕債償還積立金. Rows include 營業開始前, 明治 (40-44), 大正 (1-14), 昭和 (1-6).

74. 出 炭

Table with columns: 總數, 古城子, 東ヶ岡, 揚柏, 大山南坑, 大山本坑, 東郷本坑, 東郷南坑. Rows include 明治 (40-44), 大正 (1-14), 昭和 (1-6).

* 印ヲ付セルハ大山南坑露天ノ計數ヲ含ム。

處 分 (單位 圓)

Table with columns: 職員退職給與積立金, 翌年度繰越金, 政府配當金, 政府以外株主配當金, 同上第二配當金, 役員賞與及交際費, 退職役員慰勞金, 社留保率. Rows include 明治 (40-44), 大正 (1-14), 昭和 (1-6).

高 (單位英噸)

Table with columns: 炭, 煙臺, 南昌洋行, 1日平均出炭高. Sub-columns: 老虎臺坑, 萬達屋坑, 新屯坑, 龍鳳坑, 搭連坑, 支礦, 斤先捌. Rows include 明治 (40-44), 大正 (1-14), 昭和 (1-6).

78. 公 費 歲

Table with columns for year (前年, 年度), amount (總數, 課金, 手数料, 共他, 會社補助金, 總數), and sub-period (明, 大, 昭). Rows include years 40-44 and 1-6 for each period.

79. 地 方 事 業

Table with columns for revenue (收) and expenditure (支) for local affairs, categorized by year and sub-period (明, 大, 昭). Includes sub-categories like 不動産, 醫院, 中央試驗所, 共他, 總數, 事務費.

大正九年度以前=於ケル監業試驗工場及大正二年度以前=於ケル製絲試驗工場ノ收支ハ中央試驗所ニ、赤大正十二年以前=於

入 歲 出 (單位 圓)

Table showing income and expenditure for various categories (事務費, 土木費, 教育費, 衛生費, 養備費, 公團費, 共他) across years 40-44 and 1-6 for each period.

營 業 收 支 (單位 圓)

Table showing operating revenue and expenditure for local affairs, categorized by year and sub-period (明, 大, 昭). Includes sub-categories like 地方事務費, 醫院費, 學校費, 地方補助費, 中央試驗所費, 共他, 特別給與費.

ケル學事費及教育費ハ學校費ニ包含セシム。特別給與費中案印ハ總費分擔額ナリ。

東洋拓殖 80. 資本

Table showing capital details for 東洋拓殖株式會社 from 1911 to 1923, including columns for year, capital amount, paid-up amount, and un-paid-up amount.

82. 累期財產

Table showing accumulated assets from 1911 to 1923, with columns for total assets, paid-up capital, and various asset categories like land and buildings.

株式會社 概況

Table showing general information for the company, including capital amount, paid-up amount, and un-paid-up amount, with a sub-section for shares.

81. 株式

Table showing share details as of June 30, 1923, including total number of shares, government-owned shares, and shares owned by the royal family and other groups.

狀況(一) 資產

Table showing asset status as of June 30, 1923, categorized by land, buildings, machinery, agricultural products, and other assets.

82. 累期財産

Table showing cumulative assets from 1911 to 1937. Columns include: 耕牛 (Cattle), 耕牛渡金 (Cattle Transfer), 開墾工事費 (Reclamation Work Costs), 漁業工事費 (Fishing Work Costs), 山林費 (Forestry Costs), 竹林費 (Bamboo Forest Costs), 地所買収諸掛 (Land Acquisition Costs), 農具及肥料 (Agricultural Tools and Fertilizers), 植林費 (Afforestation Costs), 貸付肥料 (Lending Fertilizers), and 什器 (Miscellaneous Equipment).

82. 累期財産

Table showing cumulative assets from 1911 to 1937. Columns include: 總數 (Total), 資本金 (Paid-up Capital), 貸付補填準備金 (Loan Repayment Reserve), 配當平均準備金 (Average Dividend Reserve), 債券發行高 (Bond Issuance Amount), 定期預り金 (Term Deposit), 借入金 (Borrowing), 地所建物譲渡受高 (Land/Building Transfer Amount), 假受金 (Provisional Receipt), and 未拂金 (Unpaid Amount).

狀況 (一) 資産 (續) (單位 圓)

Table showing asset status from 1911 to 1937. Columns include: 特別預託金 (Special Deposit), 受取手形 (Accepted Bills), 本支店未送勘定 (Head Office/Branch Unsent Accounts), 持越小作物品 (Carried-over Small Items), 船舶 (Ships), 地所附屬工作物 (Assets Attached to Land), 地所費 (Land Costs), 新築費 (Construction Costs), 立替物品 (Replacement Items), 工作物 (Assets), 金銀在高 (Gold/Silver on Hand), 當期純損金 (Current Year Net Loss), and 年次 (Year).

狀況 (二) 負債 (單位 圓)

Table showing liability status from 1911 to 1937. Columns include: 爲替整理金 (Exchange Settlement), 特別受託金 (Special Deposit), 代理貸付保證 (Agency Lending Guarantee), 契約保證金 (Contract Guarantee), 身元保證金 (Solvency Guarantee), 退職給與基金 (Retirement Fund), 本支店未送勘定 (Head Office/Branch Unsent Accounts), 對銀及對金勘定 (Against Silver/Gold Accounts), 雜勘定 (Miscellaneous), 前期繰越益金 (Previous Year Carry-over Profit), 當期純益金 (Current Year Net Profit), and 年次 (Year).

83. 累 期 損

Table showing cumulative losses from 1911 to 1947. Columns include year, total loss, interest, and various income sources like land and forestry.

83. 累 期 損

Table showing cumulative losses from 1911 to 1947. Columns include year, total loss, and various expense categories like salaries and depreciation.

諸債却金欄中明治四十一年度×印ハ創立費償却金、同欄大正二年度△印ハ東拓債券償却金ナリ。

益 狀 況 (一) 利 益 (單位 圓)

Table showing profit status (一) from 1911 to 1947. Columns include year, profit, and various income sources like land and forestry.

益 狀 況 (二) 損 失 (單位 圓)

Table showing profit status (二) from 1911 to 1947. Columns include year, loss, and various expense categories like salaries and depreciation.

84. 累期利益金處分狀況 (單位圓)

Table showing cumulative profit distribution from 1910 to 1937. Columns include year, total profit, and various distribution categories like '前期利益' and '後期利益'.

△印ハ政府特種ヲ除ク

85. 各年度貸付回收狀況 (單位圓)

Table showing annual loan repayment status from 1910 to 1937. Columns include year, loan amount, and repayment amount.

86. 貸付金現在高地方別種類別 (單位圓)

Table showing current loan amounts by region and type (e.g., 總數, 朝鮮, 滿洲, 北部支那, 南洋).

87. 貸付金現在高地方別用途別 (單位圓)

昭和七年六月末現在

Table showing current loan amounts by region and purpose (e.g., 總數, 朝鮮, 滿洲, 北部支那, 南洋, 農林, 工業).

88. 朝鮮產米增殖資金貸付現在高

昭和七年六月末現在 (單位金額圓)

Table showing current loan amounts for rice production in Korea, categorized by region and amount.

89. 朝鮮產米増殖資金取入狀況 (單位 金額 圓)

Table showing financial data for rice production in Korea, including total amount, land improvement funds, and agricultural improvement funds, broken down by year from 1911 to 1927.

90. 移住民道別戸數 昭和七年六月末現在

Table showing the number of households of immigrants by region (e.g., 慶尚南道, 全羅南道) and type (e.g., 第一種, 第二種) from 1911 to 1927.

第一種移住民トハ第一回募集以來大正十年迄ニ募集シタルモノニシテ田畑約二町歩ヲ割當ラレ割當地全部ヲ自作スル自作移住民ヲ謂フ。第二種移住民トハ大正十一年以後募集セシモノニシテ田畑約五町歩ヲ割當テ割當地ノ一町歩以內ヲ自作シ爾餘ヲ小作ニ付スル地主移住民ナリ。移住民募集ハ明治四十三年第一回以來昭和二年迄迄十七回ニ亙リ行ハレタリ。

移植民及海外拓殖事業

91. 世界六大洲別海外在留本邦人

Table showing the number of Japanese residents abroad by continent (North America, South America, Africa, Oceania) and year, with sub-categories for total, local, Korean, and Taiwanese.

本表ハ南洋群島及關東州管内ヲ除外ス。大正十三年迄ハ毎年六月一日現在、以降ハ十月一日現在ナリ。*印ハ外書ニシテ男女別不詳ノ數ナリ、對前年増減欄ニ加算セズ。昭和三年以前ハ朝鮮人ノ數不詳ナルモノハカラズ亞細亞洲ニ西比利亞ニ於テ甚シク北亞米利加州ニモ若干アリ。

92. 海外在留本邦人

Table showing the number of Japanese residents abroad, categorized by region (e.g., Asia, Oceania, Europe) and occupation (Agriculture, Fishing). Includes sub-totals for total, domestic, and specific nationalities like Koreans and Taiwanese.

職業別人口 (昭和五年十月一日 國勢調査)

Table showing the population by occupation, categorized into Agriculture, Industry, Commerce, Transportation, Public Administration, and Domestic Service. Includes gender breakdown for each category.

93. 海外渡航者

Main table for page 134 showing immigration statistics by region (e.g., 大正, 昭和) and gender. Includes sub-tables for '別 (昭和六年)' and '旅券下付官廳別 (昭和六年)'. Regions include 聯邦門那, 馬來亞, 菲律賓, etc.

93. 海外渡航者 (續)

Main table for page 135 continuing immigration statistics. Includes sub-tables for '旅券下付官廳別 (續)' and '目的別 (昭和六年)'. Categories include 公務, 觀光, 商務, 學務, etc.

94. 本邦人海外渡航者各十年比較

Table showing the comparison of Japanese overseas travelers by decade. It includes columns for total number, gender (male/female), and ratios. The data is presented in three sections: '各年實數' (Actual numbers by year), '各十年間累計' (Cumulative totals by decade), and '各十年間平均' (Average by decade). A summary table at the bottom shows the average for the period from Meiji 1 to昭和6.

明治三十年迄ハ移民非移民ノ區別ナシ。

95. 取扱別移民渡航者

Table detailing immigration by type of handling. It includes columns for total number, gender, and specific categories like '契約移民' (Contract immigration) and '非契約移民' (Non-contract immigration). The data is presented in two sections: '渡航地別' (By destination) and '官廳別' (By official office). The destination list includes various countries and regions like 大正, 昭和, 英領, etc. The official office list includes 總務省, 海軍省, etc.

95. 取扱別移民渡航者 (續)

Table with columns for Total Number, Gender (Male/Female), and Origin (Country/Region) for immigration applicants.

Table showing the breakdown of immigration applicants by occupation (e.g., Agriculture, Industry, Commerce) and gender.

Table showing the breakdown of immigration applicants by age group (e.g., Under 5, 5-19, 20-29, etc.) and gender.

Table showing the breakdown of immigration applicants by company/organization type (e.g., Overseas Agricultural Co., etc.).

96 渡航許可官廳別移民渡航者

Table showing immigration statistics by immigration office (e.g., Tokyo, Osaka, etc.) from 1911 to 1936, including total numbers and gender breakdown.

97. 渡航地別移民渡航者

Table showing immigration statistics by destination from 1911 to 1936, including columns for years and total counts for various regions like Asia, Europe, and Oceania.

98. 目的別移民渡航者 (昭和六年)

Table showing immigration statistics by purpose in 1936, categorized by industry such as agriculture, industry, and commerce.

99. 職業別移民渡航者

Table showing immigration statistics by occupation from 1913 to 1936, listing various professions like agriculture, industry, and services.

100. 年齢別移民渡航者

Table showing immigration statistics by age group from 1913 to 1936, with categories for different age ranges.

101. 初渡航及再渡航別移民渡航者

Table showing immigration statistics by type of migration (first-time vs. return) from 1913 to 1936.

102. 移民歸國者

Table with columns for years (大正 11-14, 昭和 1-6) and categories (總數, 男, 女) for various regions like 智利, 亞爾然丁, 秘露, etc.

103. 伯刺西爾、亞爾然丁行渡航費補助移民

Table showing immigration statistics from 大正 12 to 昭和 6, categorized by organization like 海外興業株式會社, 信濃海外協會, etc.

104. 海外興業株式會社取扱移民

Table showing immigration statistics from 大正 11 to 昭和 6, categorized by region like 伯刺西爾, 秘露, 亞爾然丁, etc.

105. 海外興業株式會社取扱伯刺西爾移民

Large table showing immigration statistics from 大正 12 to 昭和 6, categorized by region like 北青秋山岩, 宮岡初茨群, 埼玉東京, etc.

106. 國籍別伯刺西爾入國移民

Table showing immigration statistics by nationality from 1911 to 1925. Columns include nationality (e.g., 日本, 英國), and years (昭和 2, 3, 4, 5).

107. 列國移民

Table showing immigration statistics by country from 1911 to 1925. Columns include country (e.g., 日本, 英國), and years (昭和 1, 2, 3, 4, 5).

出移民ハ歐羅巴以外ノ移出民ナリ×印ハ外國人ノ移出民ヲ含ム。△印ハ英吉利ヨリノ移入民ヲ含ム。

108. 南洋各地邦人栽培業租借、植付、生産、植付未済面積並投資額比較表

(昭和五年調査) (單位面積ヘクタール投資額圓)

Table comparing land rental, planting, production, and investment in Southeast Asia. Columns include area, investment, and production for various regions.

109. 南洋各地別邦人主要栽培物植付・生産面積及生産高 (單位 面積 畝)

Table showing planting and production areas and yields for various crops (e.g., rubber, sugar, tea) in Southeast Asia. Columns include crop type, area, and yield.

Detailed table showing planting and production areas and yields for various crops, including specific crop types and yields.

×印ハ間、混作ヲ含ム之等ノ合計ハ延面積ヲ示ス。△印ハ混作ニシテ再掲ナリ。

昭和八年一月十八日印刷

昭和八年一月二十日發行

拓務大臣官房文書課

東京市深川區牡丹町一丁目七番地

印刷人 今井彦太郎

東京市深川區牡丹町一丁目七番地

印刷所 今井印刷所

電話本所(73) {1078
2034

