

國立中央圖書館



0073753

循序英文讀本
STEP BY STEP
ENGLISH READERS

第一冊 BOOK I



THE COMMERCIAL PRESS, LIMITED



循序英文讀本(一)

STEP BY STEP
ENGLISH READERS

BOOK I

BY

LAWRENCE FAUCETT, M.A. Oxon., Ph.D.

FORMERLY PROFESSOR AT YENCHING UNIVERSITY

RESEARCH SCHOLAR ON BEGINNING ENGLISH OF THE CARNEGIE FOUNDATION

FONG F. SEC, M.A., LL.D.

FORMERLY CHIEF ENGLISH EDITOR OF THE COMMERCIAL PRESS

THE COMMERCIAL PRESS, LIMITED

CHINA

1948



Copyright, 1935, by The Authors
All Rights Reserved

The Step by Step English Readers are prepared especially for use of Chinese students of beginning English. Many devices, such as actions, tests, commands, questions, and conversations, are provided for teaching the lessons in the direct method.

The vocabulary is scientifically selected and systematically introduced. This forms the distinctive feature of this carefully graduated course. Frequent reviews and tests insure mastery of the vocabulary. Supplementary Readers making use of the vocabulary already introduced give the students practice in reading.

Grammar is taught simply. The Picture Dictionary drills and the use of flash cards to train for speed in reading are other features that distinguish this series.

803,18

8432

v. 1

CONTENTS

	Page
Introductory Lessons	
Listening and Speaking	1
Review	9
The English Alphabet	10
<i>Lesson One</i> The School Room	11
<i>Lesson Two</i> Children and Toys	13
<i>Lesson Three</i> Animals	15
<i>Lesson Four</i> Numbers	18
<i>Lesson Five</i> Nature and Colors	20
<i>Lesson Six</i> Tom and Joan.	22
<i>Lesson Seven</i> Teacher and Pupils	24
<i>Lesson Eight</i> A Doctor and a Nurse	27
<i>Lesson Nine</i> Reading and Writing	30
<i>Lesson Ten</i> Drawing and Coloring	33
<i>Lesson Eleven</i> Clothing	35
<i>Lesson Twelve</i> A Book of Pictures	38

073753

	Page
<i>Lesson Thirteen</i>	A Schoolboy's Things 41
<i>Lesson Fourteen</i>	A Teacher's Things 44
<i>Lesson Fifteen</i>	Tom's Room at Home 47
<i>Lesson Sixteen</i>	An American Home 50
<i>Lesson Seventeen</i>	Learning to Read and Write . 55
<i>Lesson Eighteen</i>	Going to America 58
<i>Lesson Nineteen</i>	Workers 62
<i>Lesson Twenty</i>	A Grammar Lesson 65
<i>Lesson Twenty-one</i>	At the Zoo 68
<i>Lesson Twenty-two</i>	A School in England 71
<i>Lesson Twenty-three</i>	Every Day 74
<i>Lesson Twenty-four</i>	Parts of the Body 76
<i>Lesson Twenty-five</i>	The Way to Do Things . . . 79
<i>Lesson Twenty-six</i>	The Months 82
<i>Lesson Twenty-seven</i>	Comparison 85
<i>Lesson Twenty-eight</i>	Writing a Letter 88
<i>Lesson Twenty-nine</i>	Day and Night 92
<i>Lesson Thirty</i>	Holidays 95
Picture Dictionary	98

INTRODUCTORY LESSONS

Listening and Speaking

Exercise 1



A map.

ă



A man.

m-



A pan.

p-



A bat.

b-

Exercise 2



A pen.

ě



A net.

n-



A tent.

t-



A bed.

-d

Exercise 3



A king.

ī



A wing.

-ng



Kicking.

k-



Digging.

-g

Exercise 4



A hat.

h-

ă



A well.

w-

ě



A hill.

-ll

i

Exercise 5



A pan.

ă



A pen.

ě



A pin.

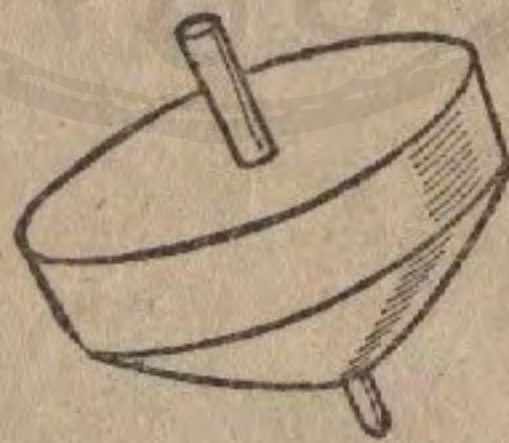
i

Exercise 6



A doll.

ö



A top.

ö



A shop.


sh-

Writing

i i i i i i i i i

n n n n n n n n n

Exercise 7



A duck.

The sun.

A cup.

ŭ

s-

c- (=k)

Writing

u u u uuu

m m m

mmm

Exercise 8



A book.

A cook.

A foot.

oo

oo

f-

Writing

e e e

eee

l l l

lll

Exercise 9



A rat.

A ring.

Running.

r-


r-

r-

Writing

a a a o o o c c c c c c

Exercise 10



A gate.

Rain.

A train.

ā

ai

tr-

Writing

a a a a a a d d d d d d

Exercise 11



A tree.

ee



Three trees.

th-



Three bees.

-s̄ (=z)

Writing

w w w w w w u u u u u u

Exercise 12



A kite.

i



Writing.

w (silent)



A vine.

v-

Writing

r r r r r r s s s s s s

Exercise 13



A rose.

A goat.

Throwing.

ō

oa

ōw (=ō)

Writing

l l l llll h h h hhh

Exercise 14



A cube.

A tube.

Pupils.

ū

ū

ū

Writing

k k k kkk x x x xxx

Exercise 15



The moon.

oo



A spoon.

sp-



A zoo.

z-

Writing

y y y yyy z z z zzz

Exercise 16



A star.

-ar



A jar.

j-



A cow.

-ow



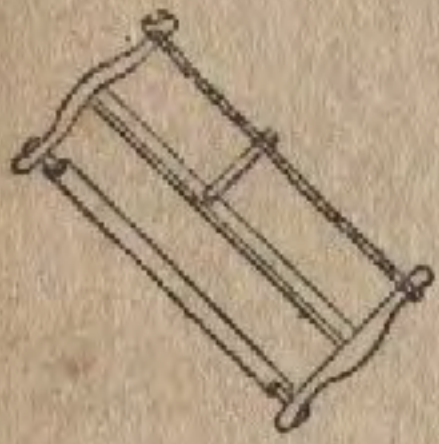
A house

-ou-

Writing

t t t ttt r r r rrr

Exercise 17



A saw.

A saucer.

A boy.

Pointing.

-aw

-au-

-oy

-oi-

Writing

f f f f f f j j j j j j

Exercise 18



A girl.

A church.

A feather.

A doctor.

-ir-

ch- ur

th -er

-or (= -er)

Writing

g g g g g g r r r r r r

Review

No. 1	Sound	man	pan	bat	rat
No. 2	Sound	gate	plate	rain	train
No. 3	Sound	pen	hen	well	bell
No. 4	Sound	bee	tree	three	sheep
No. 5	Sound	king	wing	kick	ship
No. 6	Sound	kite	write	white	vine
No. 7	Sound	top	shop	doll	box (x=ks)
No. 8	Sound	rose	nose	goat	coat
No. 9	Sound	cup	run	sun	gun
No. 10	Sound	cube	tube	pupil	
No. 11	Sound	book	cook	foot	
No. 12	Sound	moon	spoon	zoo	
No. 13	Sound	cow	house	mouse	
No. 14	Sound	jar	star	car	
No. 15	Sound	boy	toys	point	
No. 16	Sound	saw	draw	saucer	
No. 17	Sound	China	feather	doctor	
No. 18	Sound	girl	bird	church	

Note: Find these words in the PICTURE DICTIONARY:

plate hen bell sheep ship white box
 nose coat mouse toys (motor)car draw bird

The English Alphabet

a	A	<i>a</i>	<i>A</i>	n	N	<i>n</i>	<i>N</i>
b	B	<i>b</i>	<i>B</i>	o	O	<i>o</i>	<i>O</i>
c	C	<i>c</i>	<i>C</i>	p	P	<i>p</i>	<i>P</i>
d	D	<i>d</i>	<i>D</i>	q	Q	<i>q</i>	<i>Q</i>
e	E	<i>e</i>	<i>E</i>	r	R	<i>r</i>	<i>R</i>
f	F	<i>f</i>	<i>F</i>	s	S	<i>s</i>	<i>S</i>
g	G	<i>g</i>	<i>G</i>	t	T	<i>t</i>	<i>T</i>
h	H	<i>h</i>	<i>H</i>	u	U	<i>u</i>	<i>U</i>
i	I	<i>i</i>	<i>I</i>	v	V	<i>v</i>	<i>V</i>
j	J	<i>j</i>	<i>J</i>	w	W	<i>w</i>	<i>W</i>
k	K	<i>k</i>	<i>K</i>	x	X	<i>x</i>	<i>X</i>
l	L	<i>l</i>	<i>L</i>	y	Y	<i>y</i>	<i>Y</i>
m	M	<i>m</i>	<i>M</i>	z	Z	<i>z</i>	<i>Z</i>

Lesson One

THE SCHOOL ROOM



A map.

A flag.

A pen.

A book.

A bell.

A pencil.

A chair.

A table.

A desk.

A clock.

A pupil.

A teacher.

Questions

1. Is this a map?

Yes, it is.

2. Is this a flag?

Yes, it is.

- | | | |
|----|-------------------|-------------|
| 3. | Is this a pen? | Yes, it is. |
| 4. | Is this a pencil? | Yes, it is. |
| 5. | Is this a book? | Yes, it is. |
| 6. | Is this a bell? | Yes, it is. |

A Test

1. Point to the picture of a chair.
2. Point to the picture of a clock.
3. Point to the picture of a table.
4. Point to the picture of a desk.
5. Point to the picture of a pupil.
6. Point to the picture of a teacher.

Grammar

This is ____ . Is this ____ ?


Writing



*Is this a flag?
Yes, it is.*

Lesson Two

CHILDREN AND TOYS



A boy.

A bat.

A ball.

A top.

A drum.

A girl.

A doll.

A fan.

A kite.

A horn.

Is this a gun?

Yes, it is a gun.

Is this a flag?

No, it is not a flag.



Questions



This is a cap.

That is a hat.



1. Is this a cap? Yes, it is.
2. Is that a hat? Yes, it is.
3. Is that a cap? No, it is not.
4. Is that a bat? No, it is not.
5. Is this a doll? No, it is not.
6. Is this a ball? Yes, it is.
7. Is that a net? Yes, it is.



A Test

1. Draw a picture of a ball.
2. Draw a picture of a bat.
3. Draw a picture of a top.
4. Draw a picture of a kite.
5. Draw a picture of a horn.
6. Point to the picture of a drum.
7. Point to the picture of a doll.
8. Point to the picture of a fan.

Writing



Is this a drum?

No, it is not.

Lesson Three

ANIMALS



A dog.

A cat.

A goat.

A sheep.

A pig.

A horse.

A cow.

An ox.

A mouse.

A rat.

A cage.

A zoo.



Is this a hen or a duck?

It is a hen.

Is that a hen or a duck?

It is a duck.




Questions



This is a door.

The door is shut.

That is a window.



The window is open.

1. Is this a door or is it a window?

It is a door.

2. Is that a door or is it a window?

It is a window.

3. Is the window open or shut?

It is open.

4. Is the door open or shut?

It is shut.



5. Is this box open or shut?

It is open.

6. Is that book open or shut?

It is shut.



7. Is this an ass or an ox?

It is an ass.



8. Is that an ass or an ox?

It is an ox.



A Test

1. Write the number of the picture of a dog.
2. Write the number of the picture of a goat.
3. Write the number of the picture of a sheep.
4. Write the number of the picture of a pig.
5. Write the number of the picture of a mouse.
6. Write the number of the picture of a horse.
7. Write the number of the picture of a cow.
8. Write the number of the picture of a cage.
9. Write the number of the picture of a zoo.
10. Write the number of the picture of a rat.

Pronunciation

	P	B	M		
p	pen	pencil	point	picture	pupil
b	boy	bat	ball	bell	book
m	man	map	mouse		

Grammar

- (i) This is _____. This is not _____. Is this _____?
That is _____. That is not _____. Is that _____?
- (ii) Is this _____ or _____?
- (iii) a horse, an ass, an ox.

Writing

It is a cow.

It is an ox.

Lesson Four

NUMBERS

1	2	3	4	5
one	two	three	four	five
6	7	8	9	10
six	seven	eight	nine	ten
11	15	20	23	30
eleven	fifteen	twenty	twenty- three	thirty



Are these bees?

Yes, they are.

Are those ants?

Yes, they are.



Are these ants?

No, they are not.

Questions

- | | |
|--------------------------|-------------------|
| 1. Are these my books? | Yes, they are. |
| 2. Are these your books? | No, they are not. |
| 3. Are those your books? | Yes, they are. |
| 4. Are those my books? | No, they are not. |
| 5. Are these books open? | No, they are not. |
| 6. Are these books shut? | Yes, they are. |

Commands

- | | |
|---------------------------|---------------------------|
| 1. Go to the door. | 13. Point to nine sticks. |
| 2. Open the door. | 14. Point to ten men. |
| 3. Shut the door. | 15. Draw one box. |
| 4. Go to the box. | 16. Draw two caps. |
| 5. Open the box. | 17. Draw three flags. |
| 6. Shut the box. | 18. Draw four bells. |
| 7. Go to the book. | 19. Draw five balls. |
| 8. Open the book. | 20. Draw six tops. |
| 9. Shut the book. | 21. Draw seven fans. |
| 10. Point to your feet. | 22. Draw eight horns. |
| 11. Point to four frogs. | 23. Draw nine hats. |
| 12. Point to seven cocks. | 24. Draw ten sticks. |


Writing

Yes, they are.

No, they are not.

Lesson Five

NATURE AND COLORS



What is this?

It is the sun.

What is that?

It is the moon.



What is this?

It is a nest.

What is that?

It is an egg.



What are these?

They are leaves.

What are those?

They are roses.



What is this?

It is an apple.

What is that?

It is an orange.



Questions

1. What color is this piece of chalk? It is white.
2. What color is the blackboard? It is black.
3. What color is this book? It is red.
4. What color is this leaf? It is green.
5. What color is this pen? It is blue.
6. What color is this flag? It is red, white, and blue.

Commands

1. Draw the sun. Color it red.
2. Draw a rose. Color it yellow.
3. Draw a star. Color it yellow.
4. Draw a tree. Color it green.
5. Draw your flag. Color it red, white, and blue.

Pronunciation

		T	D	N		
t	table	teacher	tent	top	tube	
d	desk	dog	doll	door	duck	
n	nest	net	nose	no	not	

Grammar

- (i) this, that, these, those.
- (ii) It is _____. They are _____. Is it _____? Are they _____?
- (iii) a rose, an apple, an orange, the sun, the moon.

Writing

What is this?

It is the sun.



Lesson Six

TOM AND JOAN



Who is this ?

This is Tom.

Tom is a boy.

Tom is an American boy.

Tom is American.

What is this ? That is a
tennis racket.

And what is this ? That is
a bicycle.

What are these ? Those
are tennis balls.

Who is that ?

That is Joan.

Joan is a girl.

Joan is American too.

What is that ?

That is a chair.

And what is that ?

That is a doll for Joan.



Questions

1. Are you a pupil? Yes, I am.
2. Are you a teacher? No, I am not.
3. Are you an American boy (girl)? No, I am not.
4. Are you a Chinese boy (girl)? Yes, I am.
5. Are you a man? No, I am not.
6. Are you English? No, I am not.

A Test

1. Draw a football for Tom.
2. Point to a bicycle.
3. Point to a tennis racket.
4. Draw a fan for Joan.
5. Go to the blackboard and draw three tennis balls.



Pronunciation

K G NG

k	king	kick	kite	c (=k)	cat	cap	cage
g	gate	girl	goat		green	gun	go
ng	wing	kicking	drawing		digging	coloring	

Grammar

I am ——. Am I ——? I am not ——.

Writing

Yes, I am. No, I am not.

Lesson Seven

TEACHER AND PUPILS



This is a schoolroom. The teacher is standing. These are the pupils. The pupils are all boys. The pupils are standing too. Where is this schoolroom? It is in England. What is the teacher doing? He is pointing to the blackboard. What is on the blackboard?



Who is this?

That is Mr. Bell.

What is Mr. Bell?

He is a teacher.

This is Mr. Bell's class.

Where is this school?

It is in America.

DO AND SAY



Do

Stand up, please.
Bow.
Sit down, please.
Class, stand up.
Class, bow.
Class, sit down.

Say

I am standing up.
I am bowing.
I am sitting down.
We are standing up.
We are bowing.
We are sitting down.

Questions

- | | |
|----------------------|----------------------------|
| 1. Are you standing? | Yes, I am. (No, I am not.) |
| 2. Are you sitting? | Yes, I am. (No, I am not.) |
| 3. Are you bowing? | Yes, I am. (No, I am not.) |
| 4. Are you pupils? | Yes, we are. |
| 5. Are you teachers? | No, we are not. |

Pronunciation

Good morning, class.	Good morning, sir.
Good morning, Tom.	Good morning, Joan.
f fan flag frog foot	v vine five vase

A Test

1. Point to the blackboard.
2. Draw the sun and the moon.
3. Point to an American teacher.
4. Point to an English teacher.
5. Point to an American class.
6. Point to an English class.
7. Draw an airplane.
8. Draw an apple. Color it red.
9. Draw a leaf. Color it green.
10. Draw a book. Color it yellow.
11. Draw one clock.
12. Draw three bells.
13. Draw ten pens.
14. Draw six sticks.
15. Draw seven desks.
16. Draw two chairs.
17. Draw four tables.
18. Draw five horns.
19. Draw eight stars.
20. Draw nine roses.

Grammar

We are _____ ing _____. Are we _____ ing _____?

We are not _____ ing _____.

Picture Dictionary Drill

Point to the picture of a (an, the) _____.

Write the number of the picture of a (an, the) _____.

An airplane.	A bag.	A bell.	A book.
An ant.	A basket.	A bench.	A boot.
An apple.	A bat.	A boy bending.	A bottle.
An arm.	A bear.	A bicycle.	A boy bowing.
An ass.	A bed.	A bird.	A box.
An ax.	A bee.	A blackboard.	A boy.

Writing

Yes, we are. No, we are not.

Lesson Eight

A DOCTOR AND A NURSE

Who is that?

That is Doctor Brown.

Dr. Brown is Tom's father.

He is Joan's father too.

He is not a teacher.

He is a doctor.



Who is this?

This is Miss Cook.

Miss Cook is a nurse.

She is not a doctor.

Who is that?

That is Joan's mother, Mrs. Brown.

She is Tom's mother too.

She is a good mother.

That is her little baby.



Questions

1. Are mothers and fathers parents? Yes, they are.
2. Are boys and girls children? Yes, they are.
3. Is Dr. Brown a good doctor? Yes, he is.
4. Is Miss Cook a good nurse? Yes, she is.
5. Is Dr. Brown Joan's father? Yes, he is.
6. Is Mrs. Brown Tom's mother? Yes, she is.
7. Is Miss Cook a teacher? No, she is not.
8. Are Tom and Joan Chinese? No, they are not.
9. Are Dr. and Mrs. Brown Tom's parents? Yes, they are.
10. Are Dr. and Mrs. Brown American? Yes, they are.
11. What is that boy doing?
He is jumping.
12. What is that girl doing?
She is drawing.
13. What is she drawing?
She is drawing a flower.
14. What is that child doing?
It is drinking?
15. Is that child eating?
No, it is not.
16. Who are the parents of the baby?
Dr. and Mrs. Brown are the parents of the baby.



A Test

1. Point to the picture of Mrs. Brown's *baby*.
2. Point to the picture of Tom's *parents*.
3. Point to the picture of a *good nurse*.
4. Point to the picture of a *doctor*.
5. Point to the picture of Joan's *father and mother*.

Pronunciation

Good afternoon, class.

Good afternoon, sir.

Good-by, Dr. Brown.

Good-by, Mrs. Brown.

Good-by, Miss Cook.

Good-by, sir.

th three throw mouth south something

th this that these those mother father

Grammar

- (i) He is _____ing _____. Is he _____? He is not _____.
She is _____ing _____. Is she _____? She is not _____.
(ii) Stand up *quickly*. Sit down *slowly*.
Stand up *slowly*. Sit down *quickly*.

Picture Dictionary Drill

Write the number of the picture of a cage (a candle, a cap, a cat, a chair, a boy catching a ball, a church, a clock, a coat, a cock, a cook, a cow, a cube, a cup, some clouds, some chalk).

Writing

Yes, he is.

No, he is not.

Yes, she is.

No, she is not.

Lesson Nine

READING AND WRITING



What is this man doing?

He is reading a book.

How is he reading?

He is reading silently.

What is that boy doing?

He is writing his name.

His name is Tom White.

He is writing on the blackboard.

He is writing with a piece of
chalk.



This girl is writing too.

She is writing on a sheet of
paper.

She is writing on her desk.

How is she writing?

She is writing carefully.



Classroom Commands

Reading

1. Take your book.
2. Stand up, please.
3. Show me your book.
4. Open your book.
5. Read page ____.
6. Read quietly.
7. Read loudly.
8. Read quickly.
9. Read slowly.
10. Read silently.

Writing

1. Take your pencil.
2. Show me your pencil.
3. Take some paper.
4. Show me your paper.
5. Write your name.
6. Write quickly.
7. Write slowly.
8. Write carefully.
9. Write carelessly.
10. Give me your paper.

Drawing

1. Take a piece of chalk.
2. Draw a line quickly.
3. Draw a square carelessly.
4. Draw a circle carefully.
5. Draw a cube slowly.

Coloring

1. Take a piece of ____ chalk.
2. Color a square brown.
3. Color a circle blue.
4. Give me the chalk.
5. Go to your seat.

Questions

1. How am I reading? You are reading loudly (quietly, silently).
2. How am I drawing? You are drawing carefully (carelessly).
3. What am I drawing? You are drawing ____.

A Pronunciation Test (Rimes)

1. bat	2. gate	___ spoon	___ cat
3. hen	4. see	___ cook	___ plate
5. hit	6. kite	___ tree	___ write
7. box	8. boat	___ tube	___ goat
9. sun	10. cube	___ gun	___ cow
11. book	12. moon	___ toy	___ star
13. bow	14. car	___ wall	___ pen
15. boy	16. ball	___ fox	___ sit

Note: Find a word like the numbered words. Then write the number in the place for it. *Example:* 1 cat.

Grammar

I am reading.	Am I reading?	I am not reading.
You are writing.	Are you writing?	You are not writing.
He is drawing.	Is he drawing?	He is not drawing.
She is eating.	Is she eating?	She is not eating.
We are sitting.	Are we sitting?	We are not sitting.
They are stand- ing.	Are they stand- ing?	They are not stand- ing.

Pronunciation

s	(-ps) caps	(-ts) sits	(-ks) kicks	(st-) star	(-st) nest
z	chairs	squares	ears	runs	zoo
				rose	nose

Writing

Yes, you are. No, you are not.

Lesson Ten

DRAWING AND COLORING



This is a rainbow. The first color is red. The second color is yellow. The third color is green. The fourth color is blue. The fifth and last color is violet.

How many colors are there in a rainbow?

There are many colors in a rainbow. We can see five of these colors easily. These are red, yellow, green, blue, and violet.

Questions

1. How many circles are there in this picture?
There are two circles here.
2. How many squares are there?
There are also two squares.
3. How many cubes are there?
There is only one cube.
4. How many lines are there?
There is only one line.
5. Can you draw a cube? Yes, I can.
6. Can you draw and color a rainbow? Yes, I can.



A Test

1. Go to the blackboard and draw a cube.
2. Draw a rainbow and color it with all the rainbow colors.
3. Draw a violet and color it violet.
4. Draw an orange and color it orange.
5. Draw a circle and also draw two squares.
Color them brown.



Pronunciation

sh she ship fishes (zh) measure

Picture Dictionary Drill

Write the number of the picture of a deer (a dog, a desk, a doctor, a doll, a door, a dress, a drum, a duck, a girl drawing).

Writing

Yes, there is. No, there is not.
Yes, there are. No, there are not.

Lesson Eleven

CLOTHING



What is this boy doing?

He is putting on his coat.

What is he putting on?

He is putting his coat on.

What is that girl doing?

She is sewing.

She is making a dress.

She is using a sewing machine.

She sews very well.



Is this girl sewing or knitting?

She is knitting.

What is she knitting?

She is knitting a pair of gloves.

These are her knitting needles.



Questions

1. How many pupils are there in this room?
There are ____.

2. How many books are there on my table?
There are ____.

3. How many doors are there in this room?
There is only ____.

4. Is there a stamp on this envelope?
No, there is not.



5. Is there some writing on the envelope?
No, there is not.

6. Where is that doll?
It is in the box.



7. Is there a fan in the box?
No, there is not.



8. Where is this top?
It is on the box.

9. Where is this fish?
It is in the net.



10. Is there only one fish here?
Yes, there is (only one).

11. Where are these eggs?
They are in the nest.



12. How many eggs are there in the nest?
There are ____.

Pronunciation



A pair of stockings.

A pair of socks.

A pair of gloves.

A pair of shoes.

h	hat	hand	hill	y	yellow	yes
wh	whip	white	where	w	woman	we

Grammar

- (i) *Put on your coat (your hat, your cap). Take it off.*
Put your shoes (your gloves) on. Take them off.
- (ii) *There is a book there.*

Picture Dictionary Drill

Write the number of the picture of an egg (an envelope, an ear, an eye, some one eating).

A Test

1. Find the picture of a *sewing machine*.
2. Find the picture of a girl *knitting*.
3. Find the picture of a *knitting needle*.
4. Find the picture of a pair of *socks*.
5. Find the picture of a pair of *stockings*.

Writing

of for to in on off

Lesson Twelve

A BOOK OF PICTURES



How do you make a book of pictures?

First take some sheets of paper.

Then fold these carefully like a book.

Then draw or trace many pictures of animals, toys, and other things. Color these pictures. Last of all, cut these out carefully and paste them into your book. It is easy to trace pictures but it is difficult to draw them. You can trace ships, trains, motor-cars, motor-boats, and airplanes easily, but it is not easy to draw them. You can easily draw pictures of the sun, the moon, clouds, a flag, or a drum.

What is this boy doing? He is pasting a picture of an airplane into his book.

What can you see in this picture? I can see a boy, a book, an airplane, a pair of scissors, a cloth, and a bottle of paste.

Questions

1. What is that boy cutting out?
He is cutting out a house.
2. With what is he cutting the house out?
He is cutting it out with a pair of scissors.
3. What do we use for pasting?
We use paste.
4. What do we use for cutting out? We use scissors.
5. What do you use for writing? I use a pen or a pencil.
6. What do you use for writing on the blackboard? I use a piece of chalk.



MAKING A BOOK OF SOUNDS

Here are some words for the English vowel sounds. Draw or trace pictures for these words. Color these pictures; then cut them out carefully. With them make a Book of Sounds.

- | | | | |
|----------|----------|-----------|-----------|
| 1. hat | 5. stick | 9. cup | 13. house |
| 2. train | 6. vine | 10. cube | 14. jar |
| 3. bell | 7. top | 11. book | 15. toys |
| 4. sheep | 8. rose | 12. goose | 16. saw |
17. paper 2(before r) square 8(before r) door
18. bird 4(before r) deer 10(before r) Europe

Picture Dictionary Drill

Write the number of the picture of a fan (a fish, the figure *four*, a feather, a football, a flag, the figure *five*, a fork, a frog, a fox, a foot, a fly, two geese, a goat, a glass, a gate, a girl).

Classroom Commands

1. Come in.
2. Go out, please.
3. Put this in that box.
4. Take it out, please.
5. Put this on that box.
6. Take it off, please.
7. Trace this picture.
8. Cut out your tracing.
9. Draw this picture.
10. Cut out your drawing.
11. Cut out one leaf.
12. Now cut out two leaves.
13. Draw one knife.
14. Now draw two knives.
15. Count from one to five.
16. Fold this sheet of paper.
17. Fold these sheets like a book.
18. Show me your book.
19. Show me something green.
20. Show me something yellow.

Review

- | | |
|------------------------------|-------------------------|
| 1. What are you drawing? | I am drawing _____. |
| 2. What are you coloring? | I am coloring _____. |
| 3. What are you tracing? | I am tracing _____. |
| 4. What are you cutting out? | I am cutting out _____. |
| 5. What are you putting on? | I am putting on _____. |
| 6. What are you taking off? | I am taking off _____. |

Writing

What are you doing?

I am drawing.

What am I doing?

You are tracing.

What is he doing?

He is making a book.

Lesson Thirteen

A SCHOOLBOY'S THINGS



What are you?

I am a schoolboy.

What is your name?

My name is Li Chu-sheng.

What have you in your hand?

I have a book.

Whose book is it? It is my book. It is mine.

What are you? We are pupils.

Where are your books? Our books are in our desks. Whose things are in your desks? Our

things are there. Are all those things yours?

Yes, they are ours. Are those sheets of paper

yours? Yes, they are mine. Is this fountain pen

yours? No, it is not mine. Have you a box of

chalk in your desk? No, I have not. Have you

a book in your desk? Yes, I have.

Questions



1. What can you see here? I can see a notebook.
I can also see a sponge, a slate, a book, and a pencil.
I can see a bottle of ink too.
2. Have you a notebook in your desk? Yes, I have.
3. Whose notebook is it? It is mine.
4. Have you any of the things in the picture in your desk?
Yes, I have some of them.
5. Have you a box of crayons? _____

Grammar

- (i) who, whose; my, mine; your, yours; our, ours.
- (ii) What have you? I have _____. Have you _____?

Picture Dictionary Drill

Write the number of the picture of two hands (a hill, a horse, a hat, a house, a horn, a boy hitting a ball, a hen, some ink, some jewels, a boy jumping, a jar, a boy kicking a ball, a knife, a king, a kite, a lamp, three leaves, a line, a leg).

A Test

(i) Commands

1. Draw an envelope. Draw a stamp on it.
2. Write the figures for *three* and *two*.
3. Write your name. Then write mine.
4. Draw a shut umbrella. Then draw an open umbrella
5. Draw a lamp. Color it red and yellow.
6. Draw a motor-car. Draw a motor-boat too.
7. Draw a circle. Draw a line too. Also draw a cube.
8. Draw a hat. Also draw a cap. Draw a square too.
9. Draw a tennis net. Also draw a tennis racket and a ball.
10. Draw a hill with a church on it.

(ii) Questions

1. Have you a fountain pen?
2. Have you a slate?
3. Have you a bottle of ink?
4. Have you a box of chalk?
5. Have you a knife?
6. Have you a cap?
7. Have you a sponge?
8. Have you a notebook?
9. Have you some paste?
10. Have you a pair of scissors?

Pronunciation

l line slate school cloth class glass
r rain - crayons drawing tracing green throwing

Writing

Yes, I have. No, I have not.

Lesson Fourteen

A TEACHER'S THINGS

What am I?

You are a teacher of English.

What is my name?

Your name is Mr. Wang.

What have I on my table?

You have some English books.

Whose books are these?

They are yours.




What can you see in this picture?

I can see a bottle of ink, some books, and a box of chalk.

I can also see a pointer.

I can see a fountain pen too.

Can you see an eraser? No, I cannot, but by the table I can see a stool, a chair, a bench, and a desk.



Questions

1. Are the books on my table yours or mine?
2. Is the pencil in your hand yours or mine?
3. Have I an umbrella on my table?
4. Have we some desks in this room?
5. Have you a sponge and a slate in your desk?
6. Have I a watch in my hand?
7. Have I a ring on my hand?
8. Have we a blackboard in this room?
9. Have I a knife in my right hand?
10. Have I some crayons in my left hand?
11. Have the people of England a king?
12. Have the people of America a queen?
13. Have you an eraser or a pointer in your desk?
14. What things have you in your desk? I have _____.
15. What can you see in this room? I can see _____.

Picture Dictionary Drill

Write the number of the picture of a mouth (a mountain, a motor-boat, the moon, a map, a man, a mosquito, a measure, a motor-car, a mouse, a net, a nurse, a nest, a nose, the figure one, a girl opening a door, two oranges, some paper, some pupils, a woman pointing, a pump, a plate, a pen, a pencil, a pig, a queen).

Commands

1. Point to your desk. Then point to my table.
2. Draw a square. Color it brown. Then draw a line.
3. Draw a circle. Color it purple. Then draw a cube.
4. Show me your pencil. Then point to mine.
5. Find the picture of a school bag (a stool, a pointer).
6. Point to my books. Then show me yours.
7. Show me a piece of chalk. Then show me another.
8. Stand by your desk. Then stand by my table.
9. Draw a ring; then draw a watch near it.
10. Draw a little mouse; then draw a big rat near it.
11. Draw a little fish; then draw a big fish near it.
12. Draw a chair and write the figure for *one* under it.
13. Draw a stool and write the figure for *two* under it.
14. Draw a bench and write the figure for *three* under it.
15. Draw a desk and write the figure for *four* under it.

Grammar

- (i) I have a book. It is *my* book. It is *mine*.
You have a book. It is *your* book. It is *yours*.
We have books. These are *our* books. They are
ours.
- (ii) What are they doing? They are _____ ing.

Writing

Yes, you have.

No, you have not.

Lesson Fifteen

TOM'S ROOM AT HOME



Where is this room? It is in Tom's home. Is Tom sleeping? No, he is not sleeping; he is reading in bed. On the left of his bed is a table with books on it. In the corner of the room is his football. He has two tennis rackets on the wall. His shoes are on the floor by the bed.

What has Tom in his room? He has a bed, a table, a football, two tennis rackets, and some other things.

Has he a bicycle in his room? No, he has not.



Tom has a dog.
Its name is Spot.
It has a spot on its back.
Spot is Tom's dog.
It belongs to him.
It is his.

Joan has a cat.
Its name is Pat.
Pat is not Tom's cat.
Pat is Joan's cat.
It belongs to her.
It is hers.



These boys are going to school.

They have their books in their satchels.

These satchels belong to them.

They are theirs.



Conversation

Mr. Smith: Good morning, Tom.

Tom: Good morning, Mr. Smith.

Mr. Smith: Is that your bicycle?

Tom: Yes, it is mine.



Miss Cook: Good afternoon, Joan.

Joan: Good afternoon, Miss Cook.

Miss Cook: Is that tennis racket yours?

Joan: Yes, it is mine.



Mrs. Jones: Good evening, children.

Tom & Joan: Good evening, Mrs. Jones.

Mrs. Jones: Are these your toys?

Tom & Joan: Yes, they are ours.



Picture Dictionary Drill

Write the number of the picture of a ruler (a rabbit, a tennis racket, a rat, a girl reading, a rose, a boy running, rain, a spoon, a saucer, a saw, two stars, a stick, a store, the sun, a stove, a boy standing, a square, a stamp, snow, a boy sleeping, a boy sitting, a sheep, a girl shutting a door, a ship, and a school).

Writing

Yes, he has. No, he has not.


Yes, she has. No, she has not.

Yes, they have.

No, they have not.

Lesson Sixteen

AN AMERICAN HOME



What do you see in this picture?

I see a house, a flower garden, some trees, a road, a wall, and a gate.

Whose house is this? This is the home of Dr. and Mrs. Brown. This is where Tom and Joan live.

Can you see their little baby brother in the picture? Yes, I can. He is walking from the house to the front gate. In front of the house is the flower garden. We cannot see the back of the house, but at the back there is another garden where Tom and Joan play.

Where is this home? It is in America.

Tom and Joan have many animals. Here are some of the animals belonging to them.



Questions

1. What is Tom doing? He is riding his horse.
2. What is Joan doing? She is feeding her chickens.
3. What is Tom's dog doing? It is jumping up and down in front of the horse.
4. Can you see Joan's cat in the picture? Yes, I can. It is standing near her.
5. There is another animal in this picture. What is the name of this animal? It is a cow. It has a spot on its back and two horns on its head.
6. Which of these two animals is a lion?



This one is a lion.

7. Which animal is a tiger?

That one is a tiger.



Two Tests

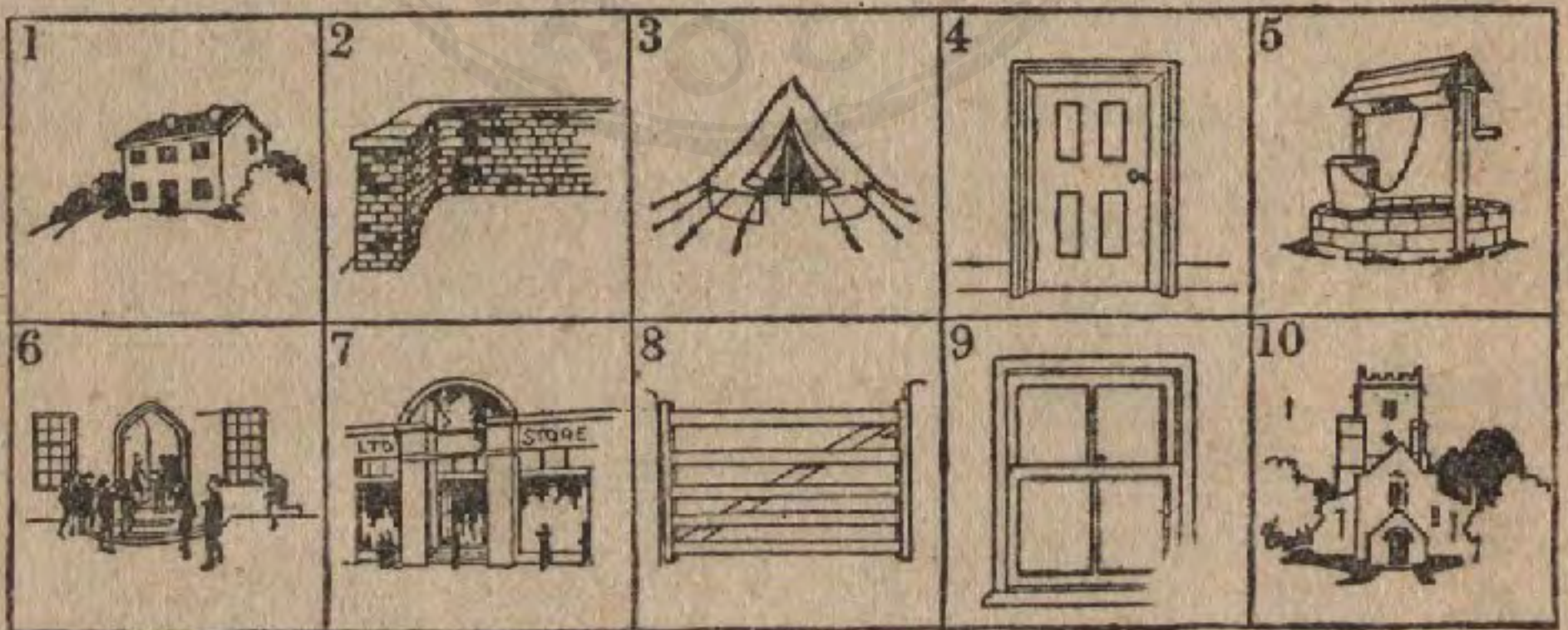
(i) More Animals



Write the number of the picture of _____.

- | | | | |
|----------------|----------------|----------------|--------------|
| _____ a fish | _____ a fox | _____ a hen | _____ a duck |
| _____ a frog | _____ a rabbit | _____ a nest | _____ a deer |
| _____ a mule | _____ an egg | _____ a wing | _____ a bird |
| _____ two ants | | _____ two bees | |

(ii) Buildings



Write the number of the picture of _____.

- | | | | |
|---------------|--------------|----------------|----------------|
| _____ a house | _____ a wall | _____ a tent | |
| _____ a door | _____ a well | _____ a school | |
| _____ a shop | _____ a gate | _____ a window | _____ a church |

Commands

1. Show me the way from the road to Dr. Brown's house.
2. Show me the way to beat a drum (blow a horn, wave a flag).
3. Show me a piano. Show me the way to play a piano.
4. Write your address once. Now write it again.
5. Write your name once. Write it twice.
6. Point to the hens (the cock) in the picture of animals belonging to Tom and Joan.
7. Show me an animal with two horns.
8. Point to some one riding a horse.
9. Draw and color some flowers for a school garden.
10. Draw a small gate in a garden wall.
11. Point to the floor of this room.
12. Read the first five lines on this page. Read them again.

Picture Dictionary Drill

Write the number of the picture of a tent (a teacher, a boy throwing a ball, a toothbrush, a top, a hand touching something, some toys, some trees, a tube, a table, the figure for *two*, a zoo, a zebra, a woman, a boy writing, a wall, a girl walking, a vase, an umbrella, a watch, a watermill, a windmill, a wheel, a well, and the figure for *zero*).

Writing

It is mine. It is yours.

It is ours. It is his.

It is hers. It is theirs.

Review

(i) Questions

1. Which is bigger, a mountain or a hill?
2. Which is smaller, a rat or a rabbit?
3. Which is more, six or seven?
4. Which is the biggest, a cat, a mouse, or an ant?
5. Which is the smallest, a lion, a fox, or a bee?
6. Does L come before or after O in the alphabet?
7. Does G come before or after D in the alphabet?
8. How many persons (people) are there in this room?
9. Are there more or fewer than ten in our class?
10. What is your address?

(ii) Grammar

<i>I</i> have _____.	It is <i>my</i> _____.	It belongs to <i>me</i> .	It is <i>mine</i> .
<i>You</i> have _____.	It is <i>your</i> _____.	It belongs to <i>you</i> .	It is <i>yours</i> .
<i>We</i> have _____.	It is <i>our</i> _____.	It belongs to <i>us</i> .	It is <i>ours</i> .
<i>He</i> has _____.	It is <i>his</i> _____.	It belongs to <i>him</i> .	It is <i>his</i> .
<i>She</i> has _____.	It is <i>her</i> _____.	It belongs to <i>her</i> .	It is <i>hers</i> .
<i>They</i> have _____.	It is <i>their</i> _____.	It belongs to <i>them</i> .	It is <i>theirs</i> .

Writing

THE CAPITAL LETTERS

ABCDE FGHIJ KLM
NOPQR STUVW XYZ

Lesson Seventeen

LEARNING TO READ AND WRITE

This is the way I read.

I take my reading book in both hands.

I stand straight and look at the book.

Then I read the words and sentences quickly but carefully, reading from left to right.

I do not read the words one by one, but I look at three or four words at a time. Then I read them as a group.

Sometimes I read aloud; at other times I read silently. Tom and Joan can read English easily, but they cannot read Chinese at all.

Can you read Chinese? How do you read Chinese? Do you read from left to right? Which is more difficult for you, reading English or reading Chinese?

This is the way I write.

First I sit up straight.



With my left hand I hold my paper.

I hold the pen in my right hand.

Both my feet are on the floor.

In this way I can write easily and quickly.

Can you write the name of your class? Can you write the name of this school?



Classroom Commands

1. Look up. Look down. Look at me. Look at this writing.
2. Turn to page _____. Read the first _____ lines.
3. Read these words one by one. Read these words in groups.
4. Begin to read. Stop reading, please. Begin again.
5. Begin to write. Write more carefully. Stop writing.

Questions

1. Do you know how to read English? Yes, I do.
2. Do you know how to write your names? Yes, we do.
3. Do I know how to write the alphabet? Yes, you do.
4. Do Tom and Joan know how to write Chinese? No, they do not.

Grammar

I teach. *Do I teach? I do not teach.*

You learn. *Do you learn? You do not learn.*

We know this. *Do we know this? We do not know this.*

They know that. *Do they know that? They do not know that.*

Conversation

Dr. Brown: Tom, is this your fountain pen?

Tom: No, Father, it isn't mine.

Dr. Brown: Is it Joan's?

Tom: Yes, Father, it is hers.

Dr. Brown: Is it empty or full?

Tom: It's full.

Mrs. Brown: Tom and Joan, come here.

Children: Yes, Mother.

Mrs. Brown: Please go into the back garden and play this morning.

Dr. Brown: Are you going to bed, Tom?

Tom: Yes, Father.

Dr. Brown: Good night, Tom.

Tom: Good night, Father.

Friend: Do you like music?

Girl: Yes, I do.

Friend: Can you play the piano?

Girl: I can't play very well, but I am learning to play.



Writing


Yes, I do. No, I do not.
Yes, you do. No, you do not.
Yes, they do. No, they do not.

Lesson Eighteen

GOING TO AMERICA

Where is this ship going?

It is going to the United States.



It is on its way across the Pacific Ocean.

It goes from Shanghai to San Francisco.

On this ship there is a Chinese student. He is on his way to New York.

This ship does not go through the Panama Canal. It stops at San Francisco and then goes back to China.

Our schoolboy friend is leaving his parents, his brothers, and sisters to go to the United States.

SAYING GOOD-BY

Student: I'm going to America. I'm going to a school in New York. Good-by, friends.

Friends: Good-by! Good-by!

Questions

1. Does the ship to America go east and west or north and south? It goes east and west.
2. Is a clock bigger than a watch? Yes, it is.
3. Has Tom a bicycle? Yes, he has.
4. Does Joan learn Chinese? No, she does not.
5. Does Tom like motor-boats? Yes, he does.
6. Is there a picture of a steamship or a train here? There is a picture of a steamship.
7. Are there some books under my table?
8. Is there some ink or some water in this bottle? There is some ink.
9. What things are there on my table? There are some books, a bottle of ink, and ———.

A Test

1. Write both your name and my name.
2. Write the name of the smallest pupil in this room.
3. Write your name; then write your address after it.
4. Write 1 under the name of a person, 2 under the name of a thing, and 3 under the name of an animal:

a lion

a bird

a fish

Joan

a spoon

a fork

a frog

Dr. Brown

a zebra

Mr. Bell

a feather

a plate

Conversations

FRIENDS

Mr. Smith: Dr. Brown, this is my friend, Mr. Jones.

Dr. Brown: How do you do, Mr. Jones?

Mr. Jones: I'm pleased to meet you, Dr. Brown.

"PLEASE" AND "THANK YOU"

Teacher: Do you want this fountain pen?

Student: Yes, please.

Teacher: Do you want that book?

Student: No, thank you.

Tom: Here is your morning paper, Father.

Dr. Brown: Thank you, Tom.

Mrs. Brown: Is there any news?

Dr. Brown: Very little.



Teacher: Do you want to learn to play the piano?

Schoolgirl: Yes, please.

Teacher: Do you like music?

Schoolgirl: Yes, very much.

Grammar

He likes ships. Does he like ships? He does not like them.

She likes music. Does she like music? She does not like it.

He is _____. He has _____. He does _____. He likes _____.

Writing

Yes, he does. No, he does not.

Yes, she does. No, she does not.

TRAVELING GAMES



1st Pupil: I'm going to travel. I'm going to ride in an airplane.

2nd Pupil: I'm going to travel. I'm going to ride in an airplane and a sailing boat.

3rd Pupil: I'm going to travel. I'm going to ride in an airplane, a sailing boat, and a bus.

4th Pupil: I'm going to travel. I'm going to ride in an airplane, a sailing boat, a bus, and a train, (etc.).

ANOTHER GAME

1st Pupil: I'm going to travel. I'm going to see a band.

2nd Pupil: I'm going to travel. I'm going to see a band and some Boy Scouts.

3rd Pupil: I'm going to travel. I'm going to see a band, some Boy Scouts and a taxi cab, (etc.).

Writing

Yes, he does. No, he does not.

Yes, she does. No, she does not.

Lesson Nineteen

WORKERS



Who is this?

This is Mary Bell.

She lives in Nanking.

Her father is a teacher
in Nanking.

She likes to help her
mother.

Here she is making a cake.

She helps with breakfast, dinner, and supper.
She can make her own dresses too. She likes to
sew and knit and work in the home.

Sometimes she works in the garden too. She
likes to feed the chickens and other animals.

You can see that she is a good worker and a
good daughter.

It is good for people to work.

This is Mary Bell's brother.

His name is Jack Bell.

He is going to school with his sister.

He likes work too, but he does not like house work. He likes to work in the garden or at school.

After school Mr. Bell sometimes works in his garden and Jack and Mary help him.



Questions

1. What has Jack on his head? He has a cap on his head.
2. Has he a hat on? No, he has not.
3. Can you see his collar and tie? Yes, I can. I can show them to you. This is his collar and this is his tie.
4. Are there pockets in his coat? Yes, there are. These are the pockets.
5. Does Joan like to help her mother? Yes, she does.

Grammar

Walk *across* the room.

Come *into* the room.

Stand *beside* me.

Put your hat *over* this pen.

Go *out of* the door.

Look *through* this.

Walk *round* this chair.

Walk *from* me *to* your desk.

Writing

across out of into through

beside round from over

between under

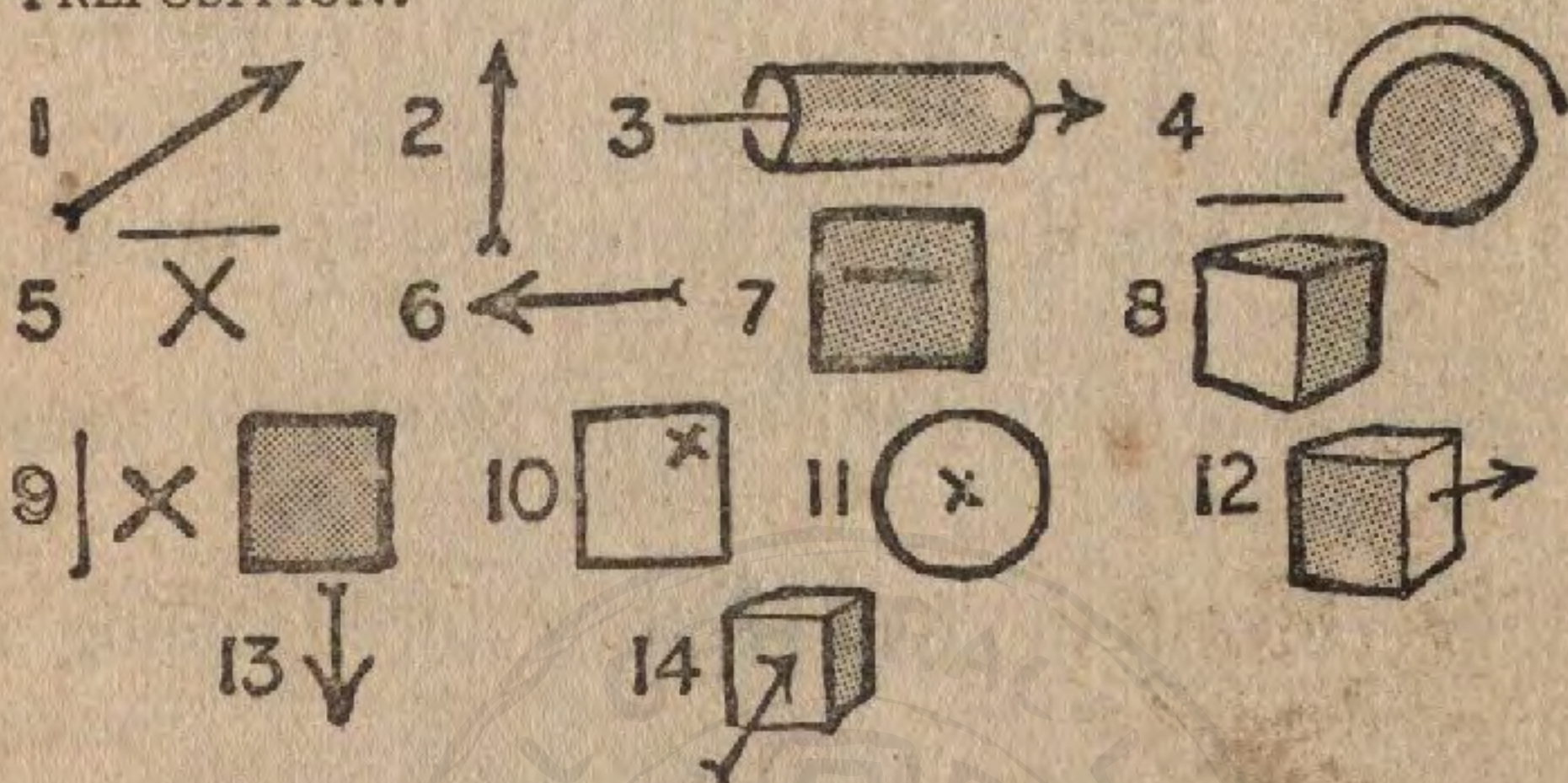
Questions for Study

1. Whose son is Tom? He is Dr. and Mrs. Brown's son.
2. Whose daughter is Mary? She is Mr. and Mrs. Bell's daughter.
3. Whose sister is Joan? She is Tom's sister.
4. Whose brother is the baby? The baby is the little brother of Tom and Joan.
5. Who is Dr. Brown's wife? Mrs. Brown is his wife.
6. Who is Mrs. Bell's husband? Mr. Bell is her husband.
7. With whom do you eat breakfast (lunch, dinner)?
8. With whom do you play games?
9. Do some ships go through the Panama Canal?
10. Do trains go across the United States?
11. Is there anything purple (brown, violet, orange) in this room?
12. Who is Jack's sister?
13. Who is Mrs. Brown's husband?
14. Who is the son of Mr. and Mrs. Bell?
15. Who is Dr. and Mrs. Brown's daughter?
16. To whom do these things on my table belong?
17. Does this book on my table belong to you? No, it does not.
18. Where is Shanghai? It's in China.
19. Where is San Francisco? It's in the United States.
20. Where's the Pacific Ocean? It's between China and America.

Lesson Twenty

A GRAMMAR LESSON

PREPOSITION.



The first arrow is pointing *to* the word PREPOSITION.

The second arrow is pointing *up*.

The third arrow is going *through* a tube.

The line in the fourth picture is going *round* a circle.

The cross in the fifth picture is *under* a straight line.

The arrow in the sixth picture is pointing *to* the left.

The line in the seventh picture is going *across* a square.

The line in the eighth picture is *over* a cube.

The cross in the ninth picture is *between* a line and a square.

The cross in the tenth picture is *in the corner* of a square.

The cross in the eleventh picture is *in the middle* of a circle.

The arrow in the twelfth picture is coming *out* of a cube.

The arrow in the thirteenth picture is pointing *down*.

The arrow in the fourteenth picture is going *into* a cube.

A Test

1. Point to your head.
2. Put your hands over your eyes.
3. Run from your desk to that window.
4. Look at the door. Then look at the blackboard.
5. Come with me and stand by this table.
6. Find something purple for me in this room. Give it to me.

Questions

1. With what does a person eat? He eats with his mouth.
2. With what does a person smell? He smells with his nose.
3. With what does a person walk? He walks with his legs.
4. What figure is between 8 and 10? 9 is between 8 and 10.
5. What letter is before D? C is before D.
6. What letter is after D? E is after D.

Conversations

Mr. Smith: Good morning, Dr. Brown. How are you this morning?

Dr. Brown: Quite well, thank you. And how are you?

Mr. Smith: I'm quite well, too, thank you.

Jack: Where are you going?

Mary: I'm going to school. Where are you going?

Jack: I'm going home.

Teacher: Can you write your name in English?

Pupil: Yes, I can.

Teacher: Can you read an English newspaper?

Pupil: No, I can't.

Teacher: Does the bicycle on page _____ belong to Jack?

Class: No, it doesn't.

Teacher: Does it belong to Tom?

Class: Yes, it does.

Writing


Yes, it does.

No, it does not.

Lesson Twenty-one

AT THE ZOO

Tom and Joan and two of their friends are at the zoo.



They are looking at the animals.

The boys are looking at the monkeys.

The girls are looking at the elephant.

Which do you like more, elephants or monkeys?

Tom likes to look at the monkeys.

They are so funny in their cage and they do such funny things.

Conversation

Mr. Bell: I'm going to the zoo. Who wants to go?

Jack: I do.

Mary: I do, too.

Mr. Bell: Who wants to ride the elephant? Do you, Jack?

Jack: Yes, please, Father.

Mary: No, thank you. I like elephants but I do not like riding on them.

FISHING

One, two, three, four, five;
I caught a fish alive:
Six, seven, eight, nine, ten;
I let it go again.



A STORY

After fishing all day, a fisherman caught only one small fish. The little fish said to the fisherman: "Please let me go, sir. I am much too small for you to eat now. If you put me back in the water, I shall become much bigger. Then I shall be very good to eat."

The fisherman answered: "No, no, my little fish! I have you in my hands now. If I put you back in the water, I may not catch you again."

Conversation



Jack: What did you do yesterday?

Mary: I went to the zoo. What
did you do?

Jack: I went fishing.

Questions

1. Did Mary go to the zoo yesterday? Yes, she did.
2. Did Tom go fishing yesterday? Yes, he did.
3. Did the fisherman catch more than one fish? No, he did not.
4. Did Tom want to ride on the elephant? Yes, he did.
5. Did Joan want to ride on the elephant? No, she did not.
6. Did the boys like to look at the monkeys? Yes, they did.
7. Did we go fishing yesterday? No, we did not.
8. Did you go to the zoo yesterday? No, I did not.

Classroom Commands

1. Add four and six. Four and six are _____. ($4+6=?$)
2. Subtract seven from eight. Eight less seven is _____. ($8-7=?$)
3. Multiply three by three. Three times three are _____. ($3\times 3=?$)
4. Divide ten by two. Ten divided by two is _____. ($10\div 2=?$)
5. Count from one to ten. Count from ten to one.
6. Show me the inside of this box. Now show me the outside.
7. Turn round once. Now turn twice. Now turn three times.

A Test

Write the number of the picture of a cook (a stove, a candle, a bear, a frog, a deer, a zebra, a candle, a fish).

Writing

Yes, I did. No, I did not.
Yes, you did. No, you did not.
Yes, he did. No, he did not.
Yes, they did. No, they did not.

Lesson Twenty-two
A SCHOOL IN ENGLAND



This is a picture of a school in England. Mr. Bell is going to send Jack to this school. This school is near London. Jack has an uncle and aunt in London. London is a long way from Nanking.

In this picture you can see the school building on the hill. Four schoolboys are going up the hill. One of the schoolmasters is walking over the bridge. There are some trees behind the school.

By the road on the way up the hill you can see the English flag.

Conversation

Student: What time is it, please?

Friend: It's just eight o'clock.

Student: Thank you. I must go to school at once. School begins at half past eight.



A HOSPITAL IN LONDON

Mr. Bell's brother is a doctor.

Dr. Bell is Jack's uncle.

This is the hospital where Dr. Bell works in London. There are many doctors and nurses in this hospital.



Questions

1. Who are going up the hill?
2. What are there behind the school?
3. What can you see in front of the school?
4. How many bridges do you see?
5. Is the school building near the bridge or a long way from the bridge?
6. Where does Dr. Bell work? He works _____.
7. Where do the Chinese people live? They live _____.
8. Do you understand Chinese?
9. Do we learn to read and write Chinese in this class?
10. Do you like to play games?
11. What do I teach you to do? You teach us to _____.
12. Do I teach you to add (subtract, multiply, divide)?
13. Do you learn drawing (music) in this class?
14. Has Jack an uncle and aunt in London?
15. What is his uncle's name?

A Test

1. Find the map of England in the PICTURE DICTIONARY.
2. Draw the British flag. Write *flag* under it.
3. Find the map of America in the PICTURE DICTIONARY.
4. Draw the flag of the United States. Write *flag* over it.
5. Stand behind my table. Stand beside it. Now stand in front of it.
6. Draw a basket. Draw some apples inside the basket. Color the outside of the basket brown.
7. Stand a long way from the door. Stand near it.
8. Show me the picture of a hospital. Then point to the doctor. After that, point to the nurse.
9. Show me where London is on the map of England.

Commands

- | | |
|-----------------------------|-------------------------|
| 1. Stand up, please. | 7. Draw one square. |
| 2. Stand up straight. | 8. Draw two squares. |
| 3. Point to the blackboard. | 9. Draw one circle. |
| 4. Point to a window. | 10. Draw three circles. |
| 5. Sit down, please. | 11. Stand up quickly. |
| 6. Sit up straight. | 12. Sit down slowly. |

Writing

Yesterday I went there.

Yesterday I studied my lesson.

Yesterday he came here.

Yesterday he worked.

Lesson Twenty-three

EVERY DAY



Tom Brown gets up at six o'clock every morning. Then he washes his face and hands. Then he puts on his clothes. After that at seven o'clock he eats breakfast.

At half-past seven he starts for school. In school he studies and learns many things. After school he plays games.

Teacher: What does Tom do every day?

Pupil: He gets up, washes, dresses, ____.

Teacher: What did Tom do yesterday?

Pupil: He got up, washed, dressed, ate breakfast, went to school, studied and learned many things in school, and played games.

Questions

1. At what time does Tom get up (wash, eat breakfast)?
2. At what time does he start for school? He starts for _____
3. Does it rain often in this season?
4. Does it snow in winter in North China?
5. When do you get up every morning?
6. What do you do in school?
7. What do you do after school?
8. What games do you like most?
9. When do you leave school every afternoon?
10. Does Tom learn to read and write in school?
11. Does Joan understand English well?
12. Does Mary learn how to be a nurse in her school?

Grammar

I *get up* every day. I *got up* yesterday.

He *gets up* every day. He *got up* yesterday.

You *go to school* every day. You *went to school* yesterday.

She *goes to school* every day. She *went to school* yesterday.

come, comes, came; dress, dresses, dressed; study, studies, studied; learn, learns, learned; eat, eats, ate; rain, rains, rained; snow, snows, snowed; like, likes, liked; understand, understands, understood; wash, washes, washed; put, puts, put.

Writing

I like him.

He likes me.

We liked them.

Lesson Twenty-four

PARTS OF THE BODY



Look at me!

Look at my hands!

This is my left hand.

This is my right hand.

Look at my feet!

This is my left foot.

This is my right foot.

We have two hands, two ears, and two eyes.

We must see many things with our eyes. We must do many things with our hands. And we must hear much with our ears.

But we have only one tongue. We must not speak much.

Why must we hear and see much, but talk little? We must hear and see much, but talk little, because we can learn more in this way.

A Test

Write the number of the picture of an ear (an eye, a leg, a foot, two hands, a nose, a mouth).

Questions

1. How many eyes has this boy?
He has two eyes.
2. How many ears has this boy?
He has two.
3. What does he do with his eyes?
He sees with his eyes.
4. What does he do with his ears? He hears with his ears.
5. What do you do with your nose? I smell with my nose.
6. What do I do with my mouth? You talk with your mouth.
7. How many arms (legs, hands, feet) have I? You have two.
8. How many eyes (ears, knees, lips) have you? I have two.
9. Have you a toothbrush? Yes, I have.
10. Have I only one tongue (mouth, head)? Yes, you have.
11. Has the boy in the picture more than ten fingers? No, he has not more than ten fingers. He has just ten.
12. Do you brush your teeth every morning before breakfast?
13. Do you brush your teeth every evening after dinner (supper)?
14. How many fingers have you?
15. Do people wash their hands and faces every day?
16. Do Tom and Joan brush their teeth every day?
17. How many feet has any person? He has ____.



A Test

1. Find the picture of a tube of tooth-paste.
2. Show me how you brush your teeth every morning.
3. Stand on your left leg. Then stand on your right leg.
4. Stand behind that chair. Now stand in front of it.
5. Count your fingers one by one.

Grammar

- (i) How many bottles are there? How much ink is there?
- (ii) Why do you do this? I do this because ____.
- (iii) Are there *few* or *many* apples in this basket?
Are there *more than* ten?
Are there *fewer than* ten?



Commands

- | | |
|------------------------|------------------------------------|
| 1. Stand up slowly. | 9. Point to the north. |
| 2. Sit down quickly. | 10. Point to the south. |
| 3. Draw four stars. | 11. Draw a blue line. |
| 4. Draw five stars. | 12. Draw a purple line. |
| 5. Draw a red line. | 13. Point to the east. |
| 6. Draw a green line. | 14. Point to the west. |
| 7. Draw a brown line. | 15. Draw the sun and color it red. |
| 8. Draw a yellow line. | |

Writing

more than *less than*

fewer than

How many are there?

How much is there?

Lesson Twenty-five

THE WAY TO DO THINGS



This boy is standing straight.

This is the right way to stand.

That boy is not standing straight.

That is the wrong way to stand.



This girl is sitting up straight.

Is this the right way to sit?

Yes, it is.

That girl is sitting in the wrong way.

We should stand straight and sit up straight.



We should brush our teeth every day.

We should always wash our hands before we eat.

We should sleep under mosquito nets.

We should eat and drink only clean food.

We should not wear dirty clothes.

Why should we do these things? We should do these things because we want to be strong and well.

A SONG

1. This is the way to beat a drum, to beat a drum,
to beat a drum;

This is the way to beat a drum, all on a
Monday morning.

This is the way

to throw a ball

to catch a ball

to blow a horn

to hit a ball

to kick a ball

to row a boat

2. This is the way I draw the sun, draw the sun,
draw the sun;

This is the way I draw the sun, all on a
Tuesday morning.

This is the way

I wash my face

I brush my teeth

I wash my hands

I go to sleep

I sing a song

I write my name

3. This is the way we bow to you, bow to you,
bow to you;

This is the way we bow to you, all on a
Wednesday morning.

This is the way

we read our books

we draw the moon

we eat our food

we clean our boots

we wave our flag

we ride a horse

THE DAYS OF THE WEEK

Sunday

Monday

Tuesday

Wednesday

Thursday

Friday

Saturday

Questions

1. How many days are there in the week?
2. What is the name of the first (second, third, fourth, fifth, sixth, seventh) day of the week?
3. Should we breathe clean or dirty air?
4. Should we eat clean or dirty food?
5. Should we wear clean or dirty clothes?
6. How many weeks are there in a month?
7. How many months are there in a year?

A Test

(A speed test. Use the large sentence cards.)

1. Draw a tree and color it green.
2. Draw two stars and color them blue.
3. Draw two squares and color them brown.
4. Draw a ring and color it yellow.
5. Draw a fan and color it purple.
6. Draw the moon and color it yellow.
7. Draw five stars and color them red.
8. Touch your lips. Touch your tongue.
9. Touch your eyes. Touch your ears.
10. Touch your nose. Touch your throat.

Grammar

This line is *shorter than* that. This is *the shortest* line of all.

big, bigger, biggest; long, longer, longest.

Writing

Yes, I (you, we, he, she, they) should.

No, I (you, we, he, she, they) should not.

Lesson Twenty-six

THE MONTHS

Thirty days has September,

April, June, and November.

February has only twenty-eight days. Every fourth year it has twenty-nine days. All the other months have thirty-one days.

A Test

January has ____ days.

February has ____ days.

March has ____ days.

April has ____ days.

May has ____ days.

June has ____ days.

July has ____ days.

August has ____ days.

September has ____ days.

October has ____ days.

November has ____ days.

December has ____ days.

Questions

1. Do English children go to school on Sundays?
2. Do American children go to church on Sundays?
3. Does February ever have more days than January?
4. Which month has the fewest number of days?

5. Why must we study? We must study so that we can learn.
 6. Why must people work? They must work so that they can live.
 7. Is today the first (second, etc.) day of the week?
 8. Is January the first (second, etc.) month of the year?
 9. Is this the first (second, etc.) desk in this row?
 10. How many desks are there in this row?
 11. What day of the month is it? It is the ____.
- 1st 2nd 3rd 4th 5th 6th 7th 8th 9th 10th 11th 12th 13th
 14th 15th 16th 17th 18th 19th 20th 21st 22nd 23rd 24th
 25th 26th 27th 28th 29th 30th 31st.
12. To whom does this book belong? It belongs to you.
 13. Whose book is this? It is yours.
 14. To whom do those things belong? They belong to me.
 15. Whose things are those? They are mine.

A Test

(Use the large sentence cards. A speed test.)

1. Draw a little mouse.
2. Draw a big rat.
3. Draw a little fish.
4. Draw a big fish.
5. Show me a pencil.
6. Show me a piece of chalk.
7. Draw a watch and a clock.
8. Draw a bed and a square.
9. Show me a sheet of paper.
10. Show me a bottle of ink.
11. Draw a table and a chair.
12. Draw a book and a box.
13. Bring me something white.
14. Draw an egg in a nest.

Conversation

AN AIRPLANE

The Airman: Who wants to go up in my airplane?

The Boy: I do.

Grammar

"CAN" AND "CANNOT"

1. Who can ____? I can. ____ can.
2. Who can fly an airplane? The airman can.
3. Shut your eyes. Can you see? No, we can't.
4. Open your eyes. Can you see? Yes, we can.
5. Who can spell the word "airplane"?
6. Who can show me the picture of a fly (a mosquito)?
7. Can you run as fast as a cat (a lion, an elephant)?
8. Can you run faster than a horse (a zebra, a rabbit)?
9. Can you run as fast as a mouse?
10. Can you eat with a knife and fork?
11. Can you fly an airplane?

A Test

1. How many days has February this year? _____
2. How many 10's are there in 100? _____
3. Add fifteen and sixteen together. _____
4. Subtract eleven from thirteen. _____
5. Multiply ten by three. _____
6. Divide eighteen by nine. _____

Writing

Yes, I (you, we, he, she, they)
can.

No, I (you, we, he, she, they)
cannot.

Lesson Twenty-seven

COMPARISON

Do you know these people?

You know one of them but you do not know the other two.

The man is Tom's uncle. The boy is Tom's school friend.

His name is Henry.

The two boys are measuring Tom's uncle to see

how tall he is. He must be very tall because Tom must stand on a chair to measure him. He is six feet and three inches tall.

Do you know how to measure a person? First the person must stand with his back to the wall. Then you put a ruler on his head. You must hold the ruler very straight and touch the wall with it. Then you make a mark on the wall. Last of all you measure from the floor to this mark.



Conversations

HOW OLD IS JACK?

- Mary: How old are you? Betty: I'm ten years old.
Mary: How old is Bob? Betty: He's twelve.
Mary: Bob is one year older than Jack.

HOW TALL IS TOM?

- Joan: How tall is Henry? Tom: He is just four feet.
Joan: Then you're five inches taller than he.

Questions

1. Which is taller, Tom or Henry?
2. Which is older, Betty or Bob?
3. Which is younger, Jack or Bob?
4. Who is the tallest pupil in this class?
5. Who is the shortest pupil in this class?
6. Who is the youngest pupil in this class?
7. Who is the largest person in this room?
8. What is your age? How tall are you?
9. How many brothers (sisters) have you?
10. Is your father's brother (your uncle) as tall as I?

A Test

1. Draw a short line. Then draw a long line. Then draw a very long line. Then write 1 under the longest line.
2. Draw a very small square. Then draw a large square. Then write 2 under the larger of the two squares.

Conversation

Man: Do you know the way to the nearest post office?

Boy: I'm sorry. I don't.

Man: Do you know where Dr. Brown lives?

Boy: Yes, sir. I can take you to his house.

Grammar

DO YOU KNOW THIS?

1. Do you know how to spell one hundred English words?
2. Do you know how to write your name in Chinese?
3. Do you know how to measure a person?
4. Do you know more than a thousand English words?
5. Do you know how to write a letter in English?

A Test

(Use the large sentence cards. A speed test.)

- | | |
|----------------------------------|------------------------|
| 1. Draw a book on a box. | 7. Bow once. |
| 2. Draw a ball under a square. | 8. Bow twice. |
| 3. Bring me something black. | 9. Bend to the left. |
| 4. Draw a rose in a vase. | 10. Bend to the right. |
| 5. Draw a hat on a table. | 11. Tell me your name. |
| 6. Draw a football under a line. | 12. Write your age. |

Writing

I am sorry. I am glad.

I do not know it.

I know him.

I know how to do it.

I know that I am right.

Lesson Twenty-eight

WRITING A LETTER

Study this letter that a Shanghai schoolboy wrote to one of his friends. From it you can learn to write a letter.

Shanghai Boys' School,

Shanghai, China,

June 1st, 1935.

Dear Bob,

How do you like your new school? I like this school very much. In the mornings we do our class work, and in the afternoons we play tennis, football, and other games.

On Saturdays we go for long walks. On Sundays we go to church.

I am sorry you are not here with me so that we could talk about these things. Please write me soon and tell me what you are doing in London.

Your friend,

William Green.

Now let's write a letter in class.

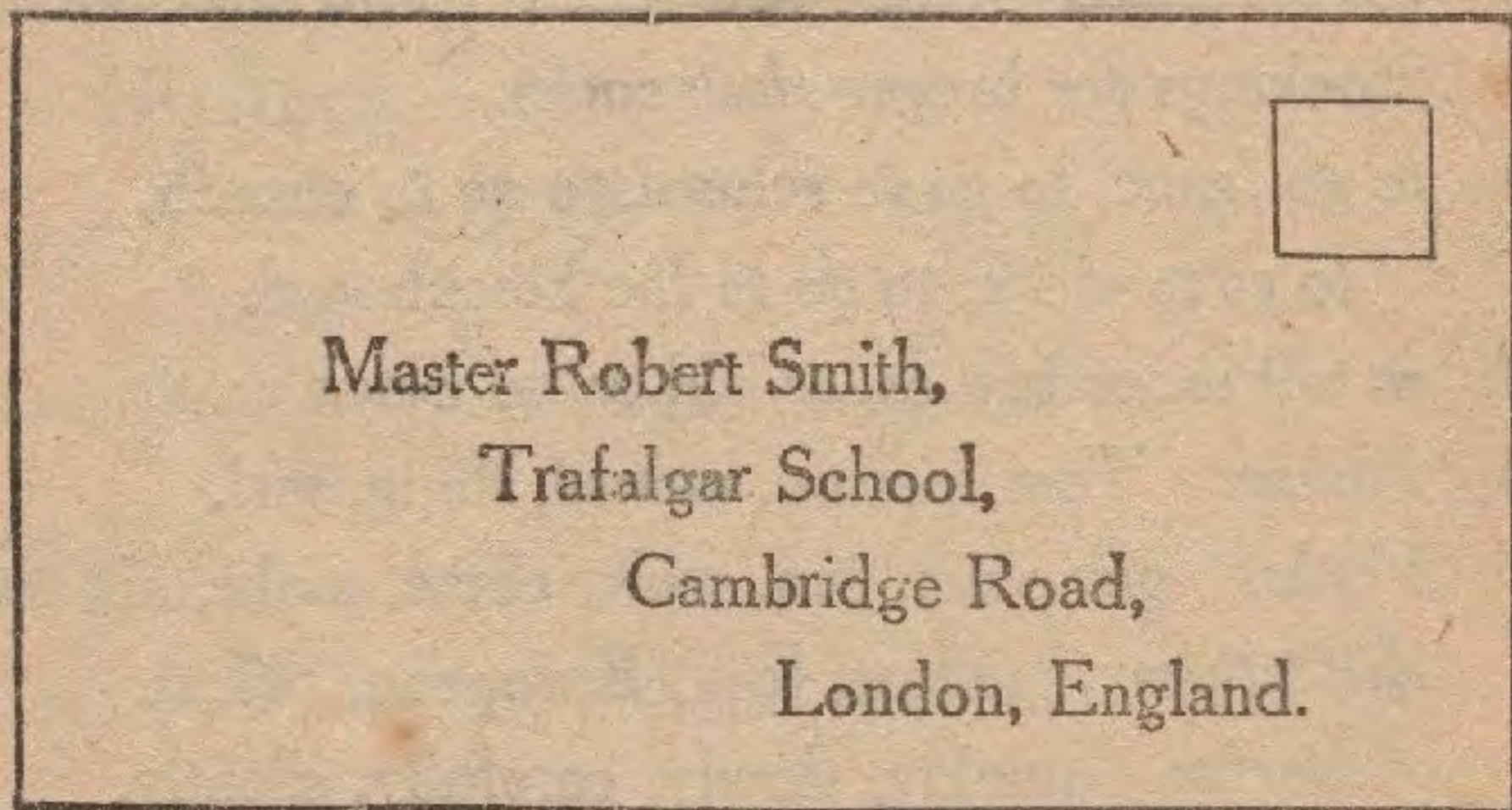
First take a sheet of paper. Show me the top of this sheet of paper. Now show me the right-hand side of the sheet. On the right-hand side at the top you should write your address. Then, under the address, write the date. The date is the month, the day of the month, and the year. December 25th, 1935, is a date.

After writing your address and the date, on the left-hand side of the sheet, near the top, write the name of the person to whom you are sending the letter.

Then write a letter like the one in this book.

THE ENVELOPE

In the middle of the envelope you must write the full name of the person to whom you are sending the letter. Under the name write the person's address. In the right-hand corner at the top, put the stamp.



Master Robert Smith,
Trafalgar School,
Cambridge Road,
London, England.

HOW TO WRITE DATES

1st Jan., 1940.

7th July, 1946.

Feb. 2nd, 1941.

August 8th, 1947.

3rd March, 1942.

9th Sept., 1948.

April 4th, 1943.

Oct. 10th, 1949.

5th May, 1944.

11th November, 1950.

June 6th, 1945.

Dec. 12th, 1951.

Learn to write -st, -nd, -rd, -th in the right way.

Study: 1st, 21st, 31st; 2nd, 22nd; 3rd, 23rd; 12th, 13th.

Conversation for the Classroom

I'm sorry. I don't understand you.

Please speak louder. Please talk more slowly.

Pronounce each sound carefully. Quiet, please.

Grammar

- (i) I must _____. Must you _____? You must not _____.
- (ii) Stockings are longer *than* socks.
- (iii) to go *home*, to go *to* school, to go *to* church,
to go *to* work, to go *to* the blackboard.
- (iv) as tall as, as fast as, as old as, as black as.
- (v) *Nouns*: Tom, person, animal, thing, girl.
Verbs: go, point, run, walk, come, make, hit, eat.
Adjectives: yellow, four, European, oldest.
Adverbs: quickly, slowly, carefully, silently.

Questions

1. Do you understand the meaning of the word *always*?
2. Do you know how to pronounce *often*?
3. Can you tell me how to write dates for letters?
4. What day is today? What month is it? What year is it?
5. Are socks longer than stockings?
6. What do people wear on their feet? They wear _____.
7. What do people wear on their heads?
8. Can you show me other things that people wear?
9. Do you understand me when I talk very fast?
10. How many quarters are there in two halves?
11. Add these: $\frac{1}{4}$ $\frac{1}{2}$ $\frac{3}{4}$ $\frac{1}{4}$ $\frac{3}{4}$ $\frac{1}{2}$ _____.
12. Do you know how to write a letter to a school friend?

A Test

(Use the large sentence cards. A speed test.)

1. Put one book under my table.
2. Put two books under your desk.
3. Put three books on my table.
4. Put four books by the box.
5. Write the name of your class.
6. Write the name of this school.

Writing

Jan.	Feb.	March	Apr.		
May	June	July	Aug.		
Sept.	Oct.	Nov.	Dec.		
1st	2nd	3rd	4th	5th	6th

Lesson Twenty-nine
DAY AND NIGHT


Every morning the sun comes up.

The sun always rises in the east.

Every evening the sun goes down.

The sun never goes down in the east.

It always sets in the west.



In the daytime we can often see the sun.

Sometimes there are clouds.

Then we cannot see the sun.

From these clouds come rain and snow.

We cannot see the sun behind the clouds.

At night we cannot see the sun but we can often see the moon and the stars. Sometimes we see the full moon, sometimes we see the half moon, and sometimes we see only a quarter moon. Sometimes we cannot see the moon or the stars at all.



Questions

1. Does the sun ever come up in the west? No, it never does.
2. Does the sun always come up in the east? Yes, it always does.
3. Does the moon sometimes come out in the daytime? Yes, it sometimes does.
4. Do I often teach you spelling? Yes, you often do.
5. Do we ever have class outdoors? Yes, we sometimes do.
6. What kind of day is it today?
7. Is it a fine (windy, cloudy, rainy) day?
8. What kind of day was it yesterday? It was _____.
9. What is the date today? What was the date yesterday?
10. Who can spell the names of all the months?
11. Who can spell the days of the week?

A Test

1. Tell me the date.
2. Write the day of the week.
3. Write the day of the month.
4. Write your address.
5. Draw a half-circle.
6. Draw a full moon.
7. Draw a half moon.
8. Draw a quarter moon.
9. Draw some clouds.
10. Point to the east (west).

Conversation

- Man:* Good morning, Boy! *Boy:* Good morning, Sir!
- Man:* How are you? *Boy:* Very well, thank you.
- Man:* How are your parents? *Boy:* They're very well too.

A POEM

The Early Morning

The moon on the one hand,
the dawn on the other.

The moon is my sister,
the dawn is my brother.

The moon on my left and
the dawn on my right.

My brother, good morning; my
sister, good night.

—Hilaire Belloc

Grammar

Today

I take something.
You drink water.
He knows this.
She understands this.
We play games.
They run away.
I do not understand you.
Does he know this?

Yesterday

I took something.
You drank water.
He knew it.
She understood it.
We played tennis.
They ran away.
I did not understand you.
Did he know this?

Writing

Yes, I always do.

No, I never do.

No, I never did.

Yes, he often does.

Yes, we sometimes do.

Yes, they often did.

Lesson Thirty

HOLIDAYS



Tom and Joan are very happy. In two weeks' time they will leave school and go away for the holidays.

In this picture you can see them on their way home. Tom is taking all his books home. He has them in his satchel on his back. Joan has her satchel in her hand.

During the holidays they will have a very happy time. They will read some of their story books. They will also go swimming and fishing. On fine days they will play games. They will also go to see their uncle and aunt.

After the holidays they will be glad to go back to school again because they have their friends in school.

Questions

1. How many seasons are there? There are four.
2. What are their names? Spring, summer, autumn, and winter.
3. Do you like spring or autumn better? Why?
4. What winter games do you like best?
5. Do you like summer holidays?
6. What is another way of saying twelve o'clock? We can say *noon*.
7. What time is tea-time? Tea-time in England is about four o'clock.
8. What does a.m. mean? It means before noon.
9. What does p.m. mean? It means after noon.
10. When do you eat breakfast (lunch, dinner) every day?
11. When do you go home (start to school) every day?
12. What time is it by this clock?

ten minutes to four a quarter past five about nine

just eleven almost twelve half past ten

MAKING A CLOCK

Take a sheet of paper. Draw a large circle on it. Draw the face of a clock in this circle. Draw a big hand and a little hand on another sheet. Color them black and cut them out. Put the hands of this clock at one o'clock (ten minutes past two, five minutes to three, a quarter past four, a quarter to five, half past six, about twelve o'clock). Put the hands just at noon. Put them at twenty-five minutes to (past) eleven.

















Grammar

- (i) Last month *was* _____. Next month *will be* _____.
 Yesterday I played football. Tomorrow I *shall* play tennis.
 Yesterday *was* _____. Tomorrow *will be* _____.
- (ii) *Nouns*: dictionary, evening, minute, China.
Pronouns: her, him, it, them; me, you, us; I, he, she.
Verbs: pronounce, wear, breathe, look, sing.
Adjectives: windy, rainy, wrong, young, younger, youngest.
Adverbs: always, often, sometimes, never.

Writing

What time is it, please?


<i>It is</i>	<i>just</i>	<i>five</i>	<i>minutes</i>	<i>to</i>	<i>one.</i>
	<i>about</i>	<i>ten</i>		<i>past</i>	<i>two.</i>
	<i>almost</i>	<i>twenty</i>			<i>three.</i>
		<i>twenty-five</i>			<i>four.</i>
<i>a quarter</i>					<i>five.</i>
<i>half past</i>					<i>six, etc.</i>

<p>Aa</p>	<p>6</p> 	<p>11</p> 	<p>17</p> 
<p>1</p> 	<p>7</p> 	<p>12</p> 	<p>18</p> 
<p>2</p> 	<p>Bb</p>	<p>13</p> 	<p>19</p> 
<p>3</p> 	<p>8</p> 	<p>14</p> 	<p>20</p> 
<p>4</p> 	<p>9</p> 	<p>15</p> 	<p>21</p> 
<p>5</p> 	<p>10</p> 	<p>16</p> 	<p>22</p> 

23



28



34



40



24




29



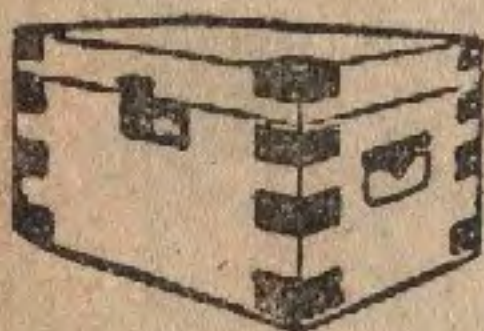
35



41



25



30



36



42



26



31



37



Dd

32



38



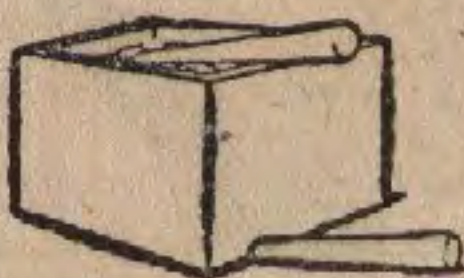
43



27



33



39



44



45 	51 	56 	61 
46 	52 	57 	62 5
47 	Ee	58 	63 
48 	53 	Ff	64 
49 	54 	59 	65 
50 	55 	60 	66 

67 	72 	77 	83 
68 4	73 	78 	Ii
69 	74 	79 	84 
70 	75 	80 	Jj
Gg	Hh	81 	85 
71 	76 	82 	86 

87



Ll

Mm

101



92



96



102



Kk

88



93



97



103



89



94



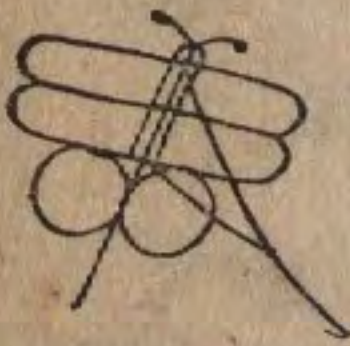
98



104



90



95



99



105








91



100



<p>Nn</p>	<p>Oo</p>	<p>114</p> 	<p>120</p> 
<p>106</p> 	<p>110</p> <p>1</p>	<p>115</p> 	<p>Qq</p>
<p>107</p> 	<p>111</p> 	<p>116</p> 	<p>121</p> 
<p>108</p> 	<p>112</p> 	<p>117</p> 	<p>Rr</p>
<p>109</p> 	<p>Pp</p>	<p>118</p> 	<p>122</p> 
<p>113</p> 	<p>119</p> 	<p>123</p> 	

124



135



141



125



130



136



142



126



131



137



143



127




132



138



144



128



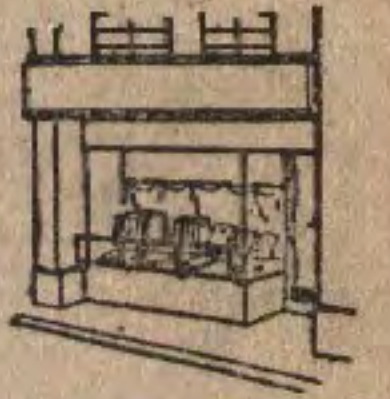
133




139



145



129



134




140



146



147



152




158

2

W w

153




U u

161



T t

148



154



159



162



149



155



V v

163



150



156



160



164



151



157



165



166




X x

167



Y y

168



Z z

169



171



170



172



(2-2=0)

173



WORDS IN THE PICTURE DICTIONARY

- | | | |
|----------------|----------------|------------------|
| 1. airplane | 29. cap | 57. envelope |
| 2. America | 30. cat | 58. eye |
| 3. ant | 31. catch(ing) | 59. fan |
| 4. apple | 32. chair | 60. feather |
| 5. arm | 33. chalk | 61. fish |
| 6. ass | 34. church | 62. five |
| 7. ax | 35. clock | 63. flag |
| 8. bag | 36. clouds | 64. fly(flies) |
| 9. ball | 37. coat | 65. foot(feet) |
| 10. basket | 38. cock | 66. football |
| 11. bat | 39. cook | 67. fork |
| 12. bear | 40. cow | 68. four |
| 13. bed | 41. cube | 69. fox |
| 14. bee | 42. cup | 70. frog |
| 15. bell | 43. deer | 71. gate |
| 16. bench | 44. desk | 72. goose(geese) |
| 17. bend(ing) | 45. doctor | 73. girl |
| 18. bicycle | 46. dog | 74. glass |
| 19. bird | 47. doll | 75. goat |
| 20. blackboard | 48. door | 76. hands |
| 21. book | 49. draw(ing) | 77. hat |
| 22. boot | 50. dress | 78. hen |
| 23. bottle | 51. drum | 79. hill |
| 24. bow(ing) | 52. duck | 80. hit(ting) |
| 25. box | 53. ear | 81. horn |
| 26. boy | 54. eat(ing) | 82. horse |
| 27. cage | 55. egg | 83. house |
| 28. candle | 56. England | 84. ink |

- | | | |
|-----------------|---------------------|------------------------|
| 85. jar | 115. pencil | 145. store |
| 86. jewels | 116. pig | 146. stove |
| 87. jump(ing) | 117. plate | 147. sun |
| 88. kick(ing) | 118. point(ing) | 148. table |
| 89. king | 119. pump | 149. teacher |
| 90. kite | 120. pupils | 150. tent |
| 91. knife(-ves) | 121. queen | 151. throw(ing) |
| 92. lamp | 122. rabbit | 152. tooth-brush |
| 93. leaf(-ves) | 123. racket | 153. top |
| 94. leg | 124. rain | 154. touch(ing) |
| 95. line | 125. rat | 155. toys |
| 96. man(men) | 126. read(ing) | 156. trees |
| 97. map | 127. rose | 157. tube(tooth-paste) |
| 98. measure | 128. run(ning) | 158. two |
| 99. moon | 129. ruler | 159. umbrella |
| 100. mosquito | 130. saucer | 160. vase |
| 101. motor-boat | 131. saw | 161. walk(ing) |
| 102. motor-car | 132. school | 162. wall |
| 103. mountain | 133. sheep(sheep) | 163. watch |
| 104. mouse | 134. ship | 164. water-mill |
| 105. mouth | 135. shut(ting) | 165. well |
| 106. nest | 136. sit(ting) | 166. wheel |
| 107. net | 137. sleep(ing) | 167. white |
| 108. nose | 138. snow | 168. windmill |
| 109. nurse | 139. spoon | 169. woman(women) |
| 110. one | 140. square | 170. write(writing) |
| 111. open(ing) | 141. stand(ing) | 171. zebra |
| 112. oranges | 142. stamp | 172. zero |
| 113. paper | 143. stars | 173. zoo |
| 114. pen | 144. stick(walking) | |

◆ (42047·1 A)

循序英文讀本

第一冊

Step by Step English Readers

Book I

版權所有翻印必究

編	著	者	Lawrence Faucett
			鄺 富 灼
			上海河南中路
發	行	人	夏 鵬
印	刷	所	商務印書館廠
			各 地
發	行	所	商務印書館

定價貳元伍角

印刷地點外另加運費

中華民國二十四年八月初版

中華民國三十七年七月四三版

H 4314

(本書校對者吳麟璋)



舊