DECLASSIFIED E.O. 12065 SECTION 3-402/NNDG NO. 775013

Name	Name of Manufacturer	Type dimension capacity	Inventory No.	Operation or suspended	Qty	Remarks
Water tank	Kure Naval Arsenal	dia 1,570m/m H. 5,100m/m 10m³ t. 13m/m	11-5(6)5064	Suspend	1	293
"	"	dia 1,570m/m H. 5,100m/m 10m³ t. 13m/m	11-5(6)5065	"	1	293
Oil tank	Unknown	dia 2,000m/m H. 3,000m/m	11-5(6)4962	"	1	140
Water tank	Kure Naval Arsenal	D 2,600m/m H. 3,500m/m 18m³	11-5(6)4788	"	1	1586
"	"	dia 3,000x3,800m/m 26m³	11-5(6)4789	"	1	1386
"	"	L. 3,000xW3,000xH. 2,310m/m T 12m/m V 18m³	11-5(6)4674	"	1	583
"	"	dia 1,700xL 4800 10m³	11-5(6)4704	"	1	598
"	"	L 7,400xW 1,950xH 2,000m/m t 6m/m V 27m³	11-5(6)4707	"	1	804
"	"	"	11-5(6)4708	"	1	804
"	"	dia 2,000x2,950m/m 9m³	11-5(6)4829	"	1	811
"	"	"	11-5(6)4831	"	1	811
"	Unknown	1set(2tanks)dia 1,800x2,00m/m T 3m/m V. 6.6m³	11-5(6)4778	"	1	998
"	"	"	11-5(6)4782	"	1	998
"	Kure Naval Arsenal	dia 2,000x2,200m/m 6m³	11-5(6)4872	"	1	1386
"	"	"	11-5(6)4873	"	1	1386
"	"	"	11-5(6)4874	"	1	1386
"	"	"	11-5(6)4875	"	1	1387
"	"	"	11-5(6)4876	"	1	1387
"	"	dia 3,200xH. 6,000m/m 50m³	11-5(6)4990	"	1	298
"	"	dia 3,600xH. 5,000m/m 50m³	11-5(6)4991	"	1	298
"	"	"	11-5(6)4992	"	1	298
"	"	L 3,000xW 3,000xH 2,300		"	1	503
Babcock-Babcock Co., (England)		W I F Type Pressure 11.25Kg/Cm² Temp 265oC Evaporation 5,500Kg/H. 373.47 sq.m Heating area	11-5(14) 62	"	1	Including Coal Punker 6
"	"	"	11-5(14) 63	"	1	Including Feed Tank 6
"	"	"	11-5(14) 64	"	1	6
"	"	"	11-5(14) 65	"	1	Including Water piping 6
"	"	"	11-5(14) 66	"	1	Including Electric test pump 6
"	"	"	11-5(14) 67	"	1	Including hand test pump 6
"	"	"	11-5(14) 68	"	1	Including Bilge pump 6

DECLASSIFIED E.O. 12065 SECTION 3-402/NNDG NO. 775013

Name	Name of Manufacturer	Type dimension capacity	Inventory No.	Operation or suspended	Qty	Remarks
Babcock	Babcock Co., (England)	Heating area 373.47 sq.m Economizer	11-5(14) 69	Suspend	1	7 Including Steam flow meter
Chain grate stoker	"	Chain grate type fire grate area 3.5 sq.m	11-5(14) 98	"	1	6
"	"	"	11-5(14) 99	"	1	6
"	"	"	11-5(14) 100	"	1	6
"	Babcock Co	"	11-5(14) 101	"	1	6
"	"	"	11-5(14) 102	"	1	6
"	"	"	11-5(14) 103	"	1	6
"	"	"	11-5(14) 104	"	1	6
"	"	"	11-5(14) 105	"	1	6
"	"	"	11-5(14) 106	"	1	6
"	"	"	11-5(14) 107	"	1	6
"	"	"	11-5(14) 108	"	1	6
"	"	"	11-5(14) 109	"	1	6
"	"	"	11-5(14) 110	"	1	7
"	"	"	11-5(14) 111	"	1	7
"	"	"	11-5(14) 112	"	1	7
"	"	"	11-5(14) 113	"	1	7
Bucket Conveyor	Okada Iron works	Pivot type mover 20HP carrying capacity 55 ton/h.	11-5(14) 114	"	1	2
Stoker engine	Kure Naval Arsenal	Vertical single cyl. type uncondensation type	11-5(14) 117	"	1	7
Stoker motor	B.T.H. Co., (England)	D.C. 20 HP 220V. 600r.p.m.	11-5(14) 118	"	1	7
Ash elevator	Toba denki	lift capacity 10ton 7.5HP Motor	11-5(14) 120	"	1	16
B.T.H. Steam turbine	B.T.H. Co., (England)	Horizontal impulsion type. Condensation type generation power 1,500K.W. 1,800r.p.m.	11-5(14) 135	"	1	19 Including steam piping
B.T.H. A C Dynamo	"	generation power 1,500 K.W. 2,200V. 1,800r.p.m.	11-5(14) 136	"	1	Including vibration gauge
B.T.H. Exciter	"	30 K.W. 125V	11-5(14)137	"	1	20
B.T.H. Condenser	"	Surface condensation type	11-5(14) 138	"	1	20
B.T.H. Circulating pump	(England) B.T.H. Co.	Voluto type directly connected to 50HP motor	11-5(14) 139	"	1	20
B.T.H. Condensed water pump	"	Vertical double cyl. type directly connected to 50 HP motor	11-5(14) 140	"	1	20

DECLASSIFIED E.O. 12065 SECTION 3-402/NNDG NO. 775013

Name	Name of Manufacturer	Type dimension capacity	Inventory No.	Operating suspended	Qty	Remarks
B.T.H. Steam turbine	(England) B.T.H. Co.,	Same type as Inventory No. 135	11-5(14) 166	Suspend	1	20 Including Steam piping
B.T.H. A.C. Dynamo	"	" No. 136	11-5(14) 167	"	1	20
B.T.H. Exciter	"	" No. 137	11-5 (14) 168	"	1	20
B.T.H, Condenser	"	" No. 138	11-5(14) 169	"	1	20
Water softening apparatus	(England) Co.,	Softening capacity 28 ton/h	11-5(14) 154	"	1	8
"	"	"	11-5(14) 155	"	1	8
Dynamo control-ling board	Shibaura seisaku-sho	2 sets, for 1,500 KW dynamo	11-5(14) 5	"	1	35 Only for B.T.H. & M.B.K.
M.B.K. Steam turbine	Mitsubishi Nagasaki zosensho	Vertical reaction type Condensation type generating power 1,500 KW 3,600r.p.m.	11-5(14) 141	"	1	19 Including Steam piping
M.B.K. A.C. Dynamo	"	A.C. dynamo 1,500KW 3,600r.p.m. 2,200V.	11-5(14) 142	"	1	19
M.B.K. Exciter	"	17 KW 35V	11-5(14) 143	"	1	19
M.B.K. Condenser	Mitsubishi Nagasaki zosensho	Surface condensation type cooling area 267 sq.m.	11-5(14) 144	"	1	19
" Circulating pump	"	Volute type directly connected to 63 HP motor	11-5(14) 145	"	1	19
" Condensed-water-pump	"	Vertical double cyl. directly connected to 63 HP motor	11-5(14) 146	"	1	19
" Steam turbine	"	Same type as Inventory No. 141	11-5(14) 147	"	1	18 Including Steam piping
" A.C. Dynamo	"	" as Inventory No. 142	11-5(14) 148	"	1	18
" Exciter	"	" as Inventory No. 143	11-5(14) 149	"	1	18
" Condenser	"	" as Inventory No. 144	11-5(14) 150	"	1	18
" Circulating pump	"	" as Inventory No. 145	11-5(14) 151	"	1	18

DECLASSIFIED E.O. 12065 SECTION 3-402/NNDG NO. 775013

Name	Name of Manufacturer	Type dimension capacity	Inventory No.	Operating or suspended	Qty	Remarks
M.B.K. Condensed water pump	Mitsubishi Nagasaki Zosensho	Same type as Inventory No. 146	11-5(14) 152	Suspend	1	18
Steam feed pump	Weirs Co., (England)	Vertical Weirs type feed water capacity 2.7 ton/m.	11-5(14) 121	"	1	8
B.T.H. Circulating pump	B.T.H. Co. (England)	Same type as Inv. No. 139	11-5(14) 172	"	1	20
B.T.H. Condensed water-pump	"	Same type as Inv. No. 140	11-5(14) 173	"	1	Scrap
Steam feed, pump	Weirs Co. (England)	Vertical Weirs type feed water capacity 2.7 ton/m.	11-5(14) 122	"	1	8
Intake Pump	Allen Co. (England)	Voluto type Calibre Capacity 400m/m 13.34 m^3	11-5(14) 130	"	1	30 Pipe in includ. between intake pump & pond
Boiler feed pump	"	Turbine type Calibre capacity 100m/m 47.5ton/h.	11-5(14) 125	"	1	8
Storage tank	unknown	3000x2440x1530m/m	11-5(91) 40	"	1	46
"	"	"	11-5(91) 39	"	1	46
Plunger pump	"	160r.p.m. Motor 5HP.	11-5(90) 4	"	1	39
"	"	0.6m^3/min suction 50 delivery 32	11-5(91) 36	"	1	40
"	Germany	Triple notion type 42Kg/cm^2, Cylinder D 45m/m	11-5(98) 11	"	1	30
Lancashire boiler		6 Kg/cm^2 heating area 50 sq.m.	11-5(91) 37	"	1	33
"	unknown	6 Kg/cm^2 heating area 50 sq.m.	11-5(91) 38	"	1	47
Fan	Fuji denki	220 m^3/min. suction dia 440m/m	11-5(91) 9	"	1	46
"	"	"	11-5(91) 8	"	1	45
Pump	Hidachi Seisakusho	Motor 150 HP, 36m^3/min. 13Kg/cm^2	11-5(6)3186	"	1	691
Intake pump	Allen Co. England	Volute type Dia 400m/m Capacity 13.6m^3/	11-5(14) 131	"	1	31 Pipe in include between intake pump & pond

DECLASSIFIED E.O. 12065 SECTION 3-402/NNDG NO. 775013

Name	Manufacturer	Name of Type dimension capacity	Inventory No.	Operating or suspended	Qty	Remarks
Locomotive		Max. velocity 30 km/h	11-5(6)3448	Suspend	1	1056
Hoist	Tokako	Motor 3HP lift 6.2m	11-5(6) 429	"	1	714
Pump	Arai Seisakusho	Voluto typo 580 L/m	11-5(6)1868	"	1	686
"	"	"	11-5(6)1867	"	1	686
Metal Sawing machine	Tokyo Gas	Motor 2 HP	11-5(7) 816	"	1	3 Consolidated machinesiin Amagasaki Area.
Tank	unknown	dia 700x800m/m	Scrap 1-[illegible]3	"	1	
Bucket	"	900x800	" 3-20	"	4	
"	"	"	" 3-20	"	8	
Trolle	"	Standard type 1.067x3ton	0-258	"	1	
"	"	"	4-2-46	"	1	
Tank	"	900x750x6,100	" 3-20	"	1	
"	"	1000x2000x2,500	" 27-15	"	1	
"	"	1300x1800x2,250	" 27-14	"	1	
"	"	d,4000xh 3,500m/m	" 46-[illegible]0	"	1	
Boiler	"	D.2,450xH9,050	" [illegible]-27-63	"	2	
Trolley	"	Standard type 1,067 x 3ton	" 0-249	"	1	
Tank	"	D. 1930xL 2160	" 46-[illegible]	"	1	
Chimney	"	400x20,000	" 48-[illegible]	"	1	

"Remarks"
Figures stated on romark columns of all papes are Index page No. in estimation records in the custody of the Kure Kanzai Shisho.

A Total ~~56~~ 153
Total ~~140~~ 249

DECLASSIFIED E.O. 12065 SECTION 3-402/NNDG NO. 775013

CYŪKŌ AREA



DECLASSIFIED E.O. 12065 SECTION 3-402/NNDG NO. 775013

A SCALE 1/2,800

TSUKUMO

E

F

PLAN ROOM AND MACHINE SHOP

6

B

LUMBER YARD

C

LUMBER YARD

WOO

SLIDE

PIER

3

R MACHINE ROOM

S FORMING ROOM

2

A

MILL

AL YARD

JIB CRANE

SIGN	AREA, m^3	TOTAL AREA
A	~~4,630.00~~ 10,800.00	

DECLASSIFIED E.O. 12065 SECTION 3-402/NNDG NO. 775013

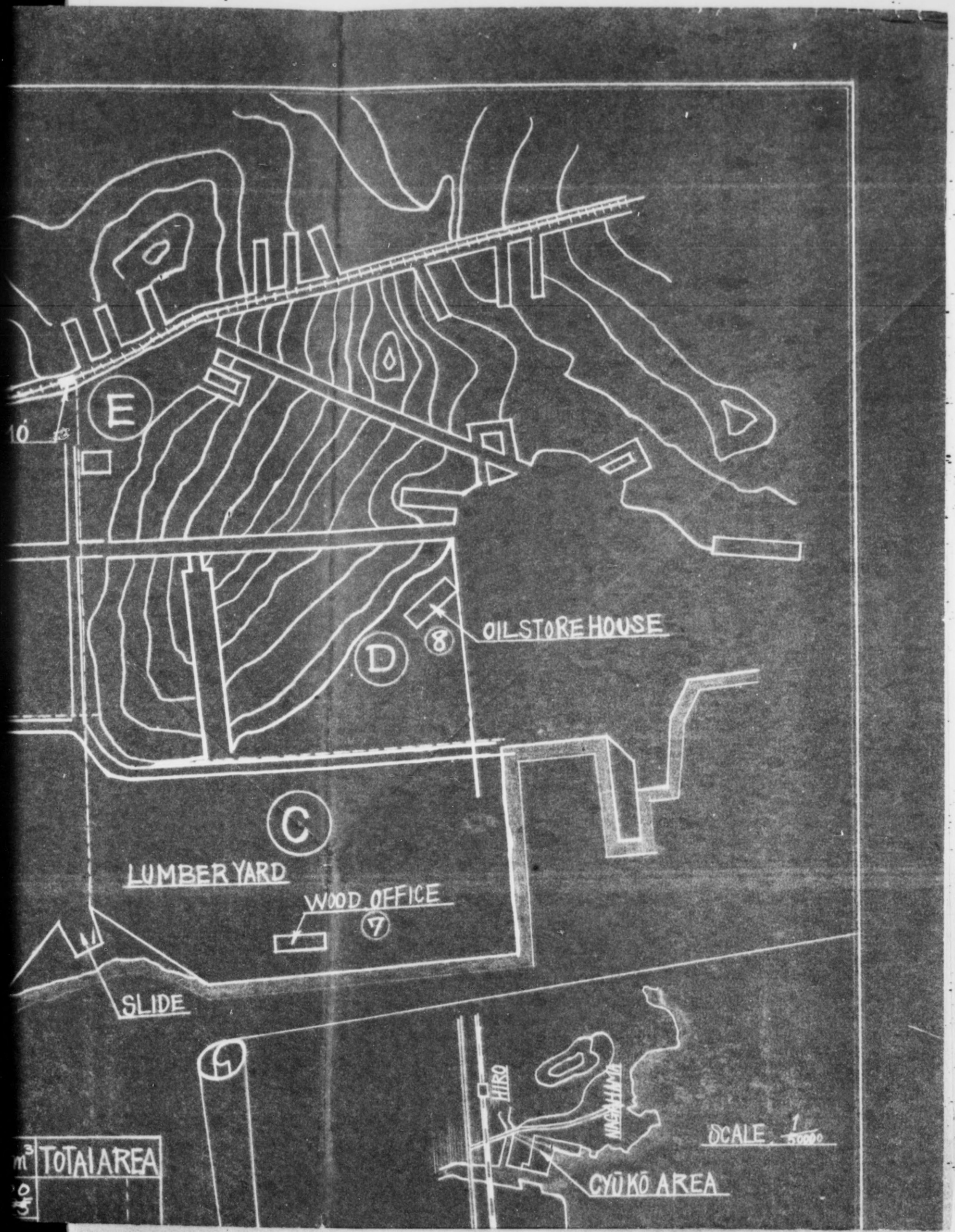

DECLASSIFIED E.O. 12065 SECTION 3-402/NNDG NO. 775013

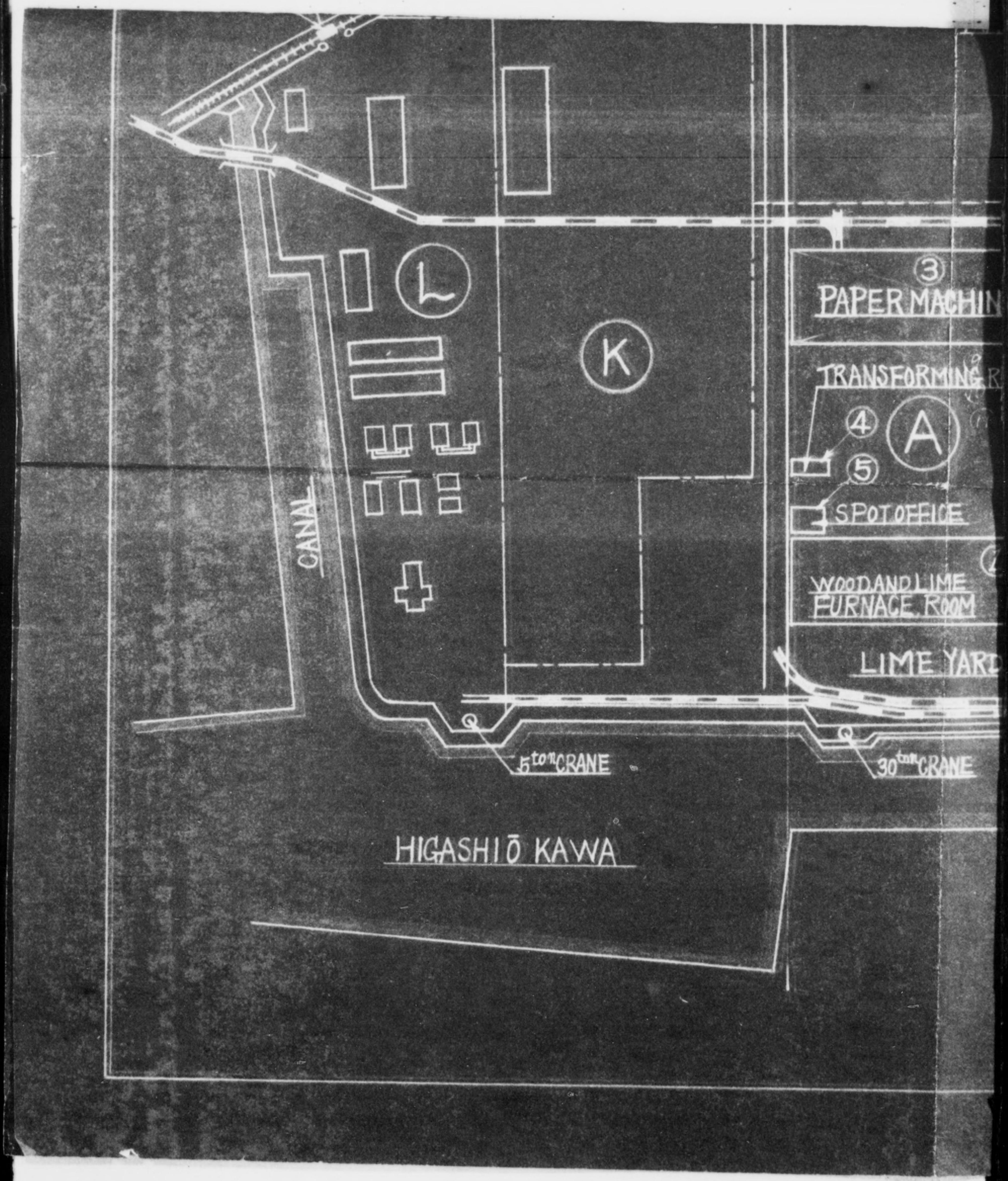

DECLASSIFIED E.O. 12065 SECTION 3-402/NNDG NO. 775013

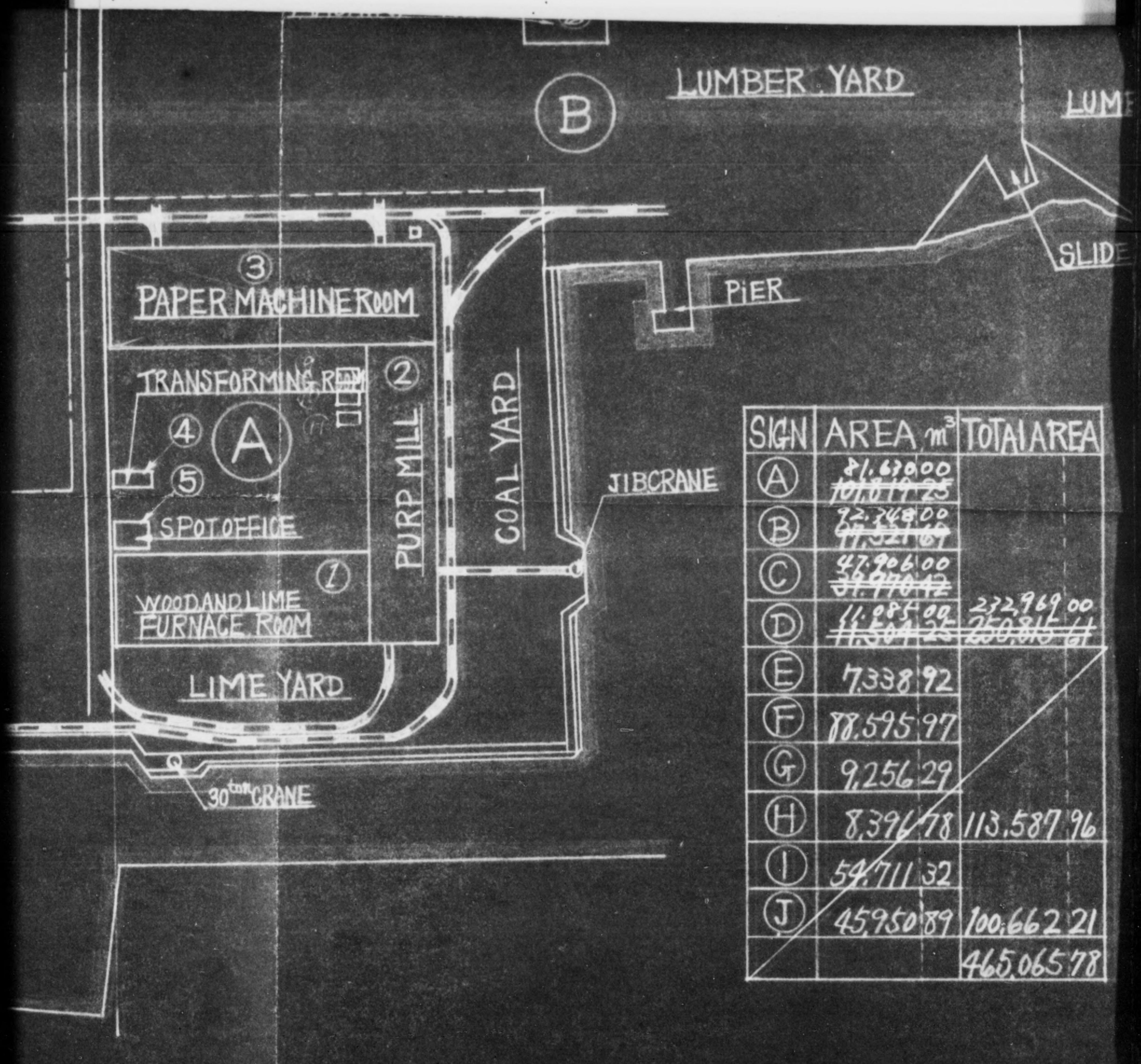

SIGN	AREA m³	TOTAL AREA
A	81.67000	
B	92.74800	
C	47.90600	
D	11.08500	232.969 00
E	7.338 92	
F	18.595 97	
G	9.256 29	
H	8.396 78	113.587 96
I	59.711 32	
J	45.950 89	100.662 21
		465.065 78

DECLASSIFIED E.O. 12065 SECTION 3-402/NNDG NO. 775013

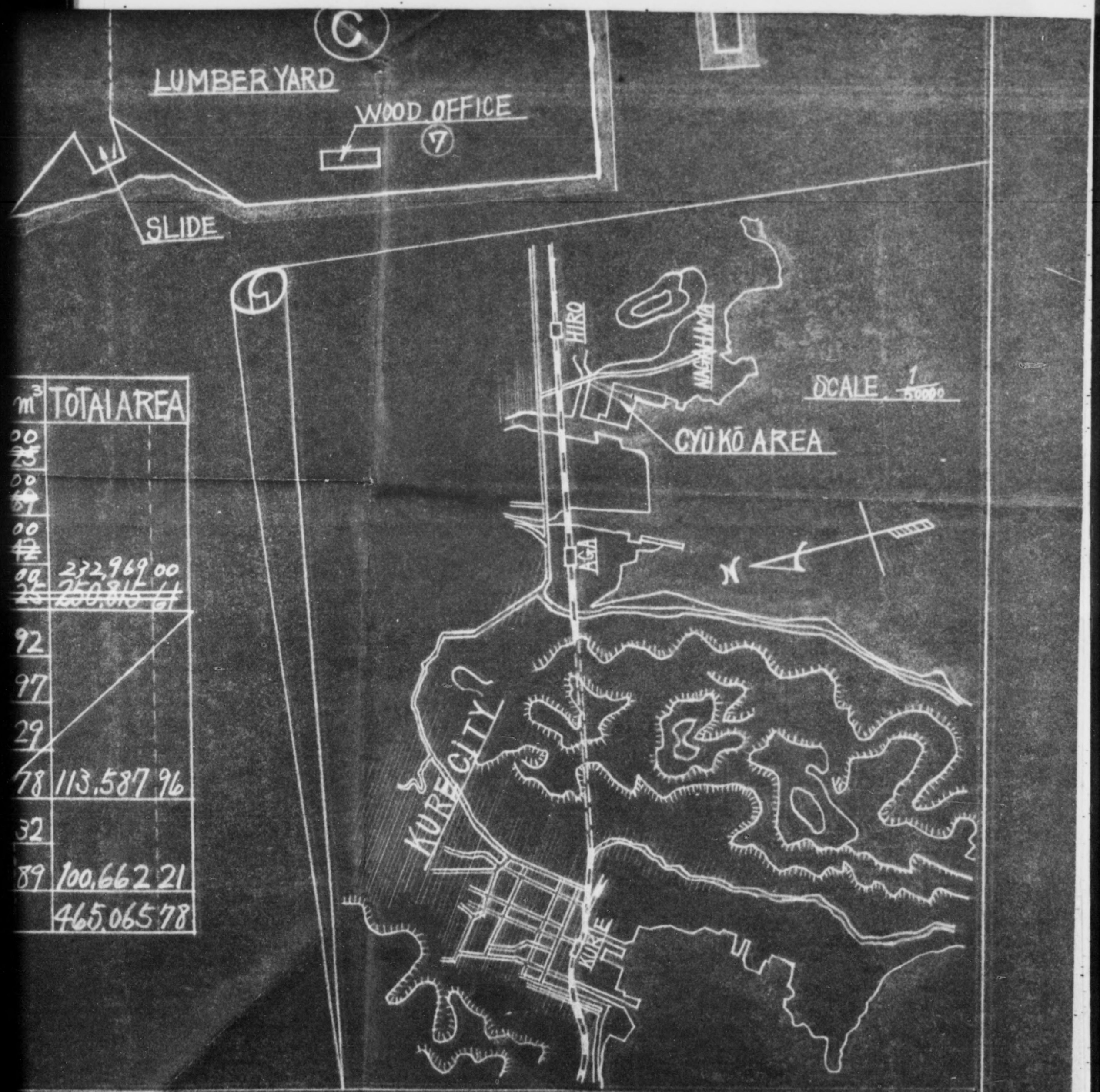

m³	TOTAL AREA
00	
00	
00	
09	232,969 00
25	250,810 41
92	
97	
29	
78	113,587 96
32	
89	100,662 21
	465,065 78

DECLASSIFIED E.O. 12065 SECTION 3-402/NNDG NO. 775013

Application for Authorized Use of Reparation Equipment (ship)

15 July, 1950

To : Minister of Finance.

From: T. Ikehata, Director of Fairway Safety Division, 6th District Maritime Safety HQ., Shimo-yamate-cho, Kure City.

1) Name of Plant and Code No.: Kure Naval Arsenal 11-05.

2) Location of Plant: Miyahara-dori, Kure City.

3) Production: Assistance of the minesweeping operation in Japanese waters.

4) Machinery and Equipment to be used: As shown in the attached list.

5) Necessity of using:

It is absolutely necessary for us to use the applied ship as an auxiliary vessel of which we are now in great shortage on the execution of minesweeping operation in Japanese waters.

Moreover the applied ship is temporarily allocated to us by the letter (S82/QS15/2591 dated 9 May 1950) from Commander Naval Forces Far East as shown in the attached copy.

MANUFACTURING AND INDUSTRY FILE 11-5 Sec. II

Signature T. Ikehata

T. Ikehata, Director of Fairway Safety Division, 6th District Maritime Safety HQ.

Attached List:

List of Machinery and Equipment to be Used.

Submitted to F. Ministry 1 Aug. 1950

DECLASSIFIED E.O. 12065 SECTION 3-402/NNDG NO. 77 5013

Attached List

List of Machiner and Equipment to be Used

Code No.: 11 - 05

Name of Plant: Kure Naval Arsenal

Address of Plant: Miyahara-dori, Kure City

Inv. No.	Name of Machinery	Brief Specifications	Quantity	Remarks
11-5(5)-3734	Cargo Ship	steel made Tonnage 150 tons 30m x 10m x 1.6m	1	
	Total		1	

DECLASSIFIED E.O. 12065 SECTION 3-402/NNDG NO. 775013

CNFE/S82/QS15
Serial: 2951

COMMANDER NAVAL FORCES, FAR EAST
NAVY NO. 1165
F.P.O. SAN FRANCISCO, CALIF

80-1e

9 May 1950

From: Commander Naval Forces, Far East
To: Ministry of Transportation, Maritime Safety Agency, Ex-Navy Ship Section
Via: Ministry of Foreign Affairs
(Attn: Liaison Bureau)

Subj: Temporary assignment of Ex-Japanese Naval Small Craft designated for reparations; authorization for

Ref: (a) SCAP ltr AC 387.6(20 Feb 50)CPC/AD of 26 Apr 1950 1st End on the ComNavFe ltr ser 950 of 20 Feb 1950 to SCAP
(b) M.S.A. ltr #1267(PE) of 27 Jan 1950 to ComNavFe

1. By Reference (a), request contained in reference (b) is approved for assignment of the below listed ex-Japanese Naval Small Craft which were released by the British Commonwealth Occupation Forces, and are designated for reparations:

NAME & NUMBER	TYPE	DIS/TON	LOCATION	REPARATION NUMBER	ASSIGNMENT
667-#1	Tug Boat	132.0	Kure	11-5(5)-3717	Ex-Navy Ship Section MSA
904-#4	Tug Boat	110.0	Kure	11-5(5)-3719	Ex-Navy Ship Section MSA
1575-#4	Tug and Traffic Boat	25.5	Kure	11-5(5)-3727	Light House Division MSA
3197-#21	Freight Lighter	104.5	Kure	11-5(5)-3733	Minesweeping Section MSA
4071-#22	Freight Lighter	157.0	Kure	11-5(5)-3734	Minesweeping Section MSA
3455-#2	Motor Boat	9.8	Kure	11-5(5)-3731U	Custom Service Min. of Finance
1576-#5	Tug and Traffic Boat	25.5	Kure	11-5(5)-3726	Min. of Finance (For Civilian Use)
1039-#6	Tug and Traffic Boat	25.5	Kure	11-5(5)-3723	Min. of Finance (For Civilian Use)
1222-#8	Tug and Traffic Boat	25.5	Kure	11-5(5)-3725	Min. of Finance (For Civilian Use)
5629-#23	Freight Lighter	104.5	Kure	11-5(5)-3735	Min. of Finance (For Civilian Use)

DECLASSIFIED E.O. 12065 SECTION 3-402/NNDG NO. 775013

CNFE/S82/QS15 COMMANDER NAVAL FORCES FAR EAST 80-1e
Serial: 2951 NAVY NO. 1165
F.P.O. SAN FRANCISCO, CALIF

9 May 1950

---------- continued ----------

2. The above assignment will be strictly on temporary basis, and these craft will be subject to re-call within thirty (30) days by order of Commander Naval Forces, Far East.

3. Strict care and maintenance of these craft while in use by the Japanese is hereby directed.

4. The Maritime Safety Agency, Ex-Navy Ship Section is directed to report in writing to Commander Naval Forces, Far East when the assignment of the subject craft has been completed.

G. P. HUNTER
Chief of Staff

Copy to:
sCAr G-2
G-3 G-4
CrC CTS
EbS CAS 10
CG 8th Army(TO) 2
NAS Kure

DECLASSIFIED E.O. 12065 SECTION 3-402/NNDG NO. 775013

APPLICATION FOR AUTHORIZED USE AND OR MOVE OF THE REPARATIONS EQIPMENT

HIROSHIMA HIKAKU-KOGYO
KABUSHIKI-KAISHA

MANUFACTURING AND INDUSTRY FILE
11-5th Sec II

Submitted to F. Ministry 18 Sept 50

DECLASSIFIED E.O. 12065 SECTION 3-402/NNDG NO. 775013

Copy

Certification

9, January, 1950

Special No. 25 Hiro Tsu San Zatsu 2

Adress of the applicant

Yano-cho, Akigun, Hiroshima
prefecture
prefecture

Name: Hiroshima hikaku-kogyo Kabushiki-kaisha (ltd.)

I hereby certify that aboved stated factory is engaging in tanning industry, and is one of the designated factories of International Trade & Industry Ministry.

This certificate is to be tendered to the Minister of Finance for the purpose of getting permission for the transient use of designated reparation facilities; namely a Leather-splitting machine, a boiler, two Hydraulic Press, and two pumps. This certificate will be effective until 5 February 1950.

Director of Hiroshima International Trade & Industry Bureau

Signed

DECLASSIFIED E.O. 12065 SECTION 3-402/NNDG NO. 775013

Application for Authorized Use and
or Move of the Reparation Equipment

To : Minister of Finance

From : Muneo Kawai ; representative
director of the Hiroshima Hikaku Kogyo
Kabushiki-kaisha
5453-banchi, Yano-cho, Aki-gun, Hiroshima
prefecture

Date : 30, November

1. Name of plant (Code No.) : The late Kure
Naval Arsenal (11-5)
2. Location of plant : Kure City, Hiroshima
prefecture
3. Name of products planned : Leather
4. Experience of the production planned :

Since our company started 1947, the career of leather production as a manufacturer is not long, but in respect of technique and capacity our campany has many able engeneers with many years' experience and learning, and moreover the equipment and its efficiency is full, so we have shown superior records in point of quality as well as production, and our company has been recognized widely in the Chugoku district.

5. 1939-1949 production :

From September till December of 1947, we spent time to equip machines and tanks etc, and did not producted really.

DECLASSIFIED E.O. 12065 SECTION 3-402/NNDG NO. 775013

1948	Sort	Sole leather	Box leather	Horse box leather	Rabbit leather
	Output	300	270	150	10,000
1949	Sort	Sole leather	Box leather	Horse box leather	Rabbit leather
	Output	310	260	146	9,000

Unit : sheet

6. Period of desired permission : From the day when the application is permitted, till the day when the reperation is cancelled.

7. Scale of the production planned by month for period on this application :

The production does not change by month, but is nearly constant through every month in our factory, and so we show next the average output by month.

Sort	Sole leather	Box leather	Horse box leather	Rabbit leather
Average output planned by month	25	13	20	900
Monthly output by use of the equipment applied	29	19	24	1,080

Unit : sheet

Increase of the production by use of the equipment applied is estimated like next.

Sole leather 15% Box leather 25%

Horse box leather 20% Rabbit leather 20%

By equipment just we have now, it is difficult to manufacture superior leather suitable for export, but we can attain this aim by use of the machines applied here, and can not only improve quality but also increase the production by 20%

DECLASSIFIED E.O. 12065 SECTION 3-402/NNDG NO. 775013

on the average as has been mentioned above.

8. Name and location to which products are to be delivered: the shoe-makers' industrial association in each prefecture.

9. Scale of proposed change in physical facilities:
We know that reconstruction of Japanese economy consist in promotion of export, but it is difficult for us to answer for the demand of export just by equipments we have now. In order to improve quality, increase efficiency of the production, and promote production of the products for export, we desire earnestly that it is permitted to use the applied equipments which are superior in quality as well as in capacity. But it is too difficult to get machines that content us with quality as well as capacity in present goods, and so we intend to get permit to use the applied machines mentioned on the other paper and move them to our factory to use.

10. Intended expence for authorized use:

A. Materials needed

Applied equipment		11-5(5) 580	11-5(5) 2772	11-5(7) 659	11-5(6) 701	11-5(16) 52	11-5(6) 202
Foundation work & installation	Cement	200 Kg	400 Kg	600 Kg	500 Kg	50 Kg	150 Kg
	Sand	1 m^3	1.5 m^3	2.5 m^3	2 m^3	0.5 m^3	0.7 m^3
	Gravel	1.5 m^3	2.5 m^3	3.5 m^3	3 m^3	1 m^3	1.6 m^3
	Wooden board	2 m^2	5 m^2	7 m^2	6 m^2	1 m^2	2 m^2
Repair	Steel		50 Kg	70 Kg	65 Kg		

DECLASSIFIED E.O. 12065 SECTION 3-402/NNDG NO. 775013

Necessary cost

Applied equipment		11-5(6) 580	11-5(5) 2772	11-5(7) 659	11-5(6) 701	11-5(16) 52	11-5(6) 202
Foundation work & installation	Sand	¥1,040 200	¥ 2,080 300	¥ 3,120 500	¥ 2,600 400	¥ 260 100	¥ 780 140
	Gravel	3,000	5,000	7,000	6,000	2,000	3,200
	Wooden board	200	500	700	600	100	200
Repair	Steel		1,000	2,000	1,000		
Transport		1,000	5,000	10,000	10,000	500	500

B. Labour

Applied equipment	11-5(6) 580	11-5(5) 2772	11-5(7) 659	11-5(6) 701	11-5(16) 52	11-5(6) 202
Transport	6 men × 1 day	8 men × 2 days	10 men × 2 days	10 men × 2 days	2 men × 1 day	3 men × 1 day
Foundation work	4 × 1	4 × 2	6 × 2	6 × 2	2 × 1	3 × 1
Installation	4 × 1	6 × 2	7 × 2	6 × 2	2 × 1	3 × 1
Repair		2 × 3	2 × 3	2 × 3	1 × 1	1 × 1
Total number of men required	12 men	42 men	52 men	50 men	8 men	10 men

We intend to request a forwarding agent to carry the weighty machines, 11-5(7)-659 and 11-5(6)-701, and so both are estimated pretty high. Transport of the other ones, foundation work, installation, and repair are to be done by workers of our factory.

11. Plan and location to continue the production after reparation removal:

If the authorized equipments are removed, we will continue the production by equipment we have now

muneo Kawaji

DECLASSIFIED E.O. 12065 SECTION 3-402/NNDG NO. 775013

List of Facilities for Aplication

Code No. : 11-5

Name of plant : the Kure Naval Arsenal

Adress of plant : Kure city, Hiroshima prefecture

Machinery

Invent No	Name of Machinery	Brief Specifiction	Quantity	Remarks
11-5(6) 580	Leather sl li- ing machine	Deal with 6 sheets of cow hides an hour	1	We desire to remove after permission
11-5(5) 2772	Boiler	Power 5 horse-powers	1	We desire to remove after permission
11-5(7) 659	Hydraulic press	Maximum pressure 10 tons	1	We desire to remove after permission
11-5(6) 701	Hydraulic press	Maximum pressure 6 tons	1	We desire to remove after permission
11-5(16) 52	pump	Used with 10 tons press	1	We desire to remove after permission
11-5(6) 202	Drilling machine	Driven by 1/4 horse-powers motor	1	We desire to remove after permission
		Total	6	

DECLASSIFIED E.O. 12065 SECTION 3-402/NNDG NO. 775013

HEADQUARTERS
CHUGOKU CIVIL AFFAIRS REGION
APO 182

CCAR 386.3 (D-St) 26 September 1950

MEMORANDUM FOR: Chugoku Finance Bureau

THROUGH: Chugoku Liaison and Coordination Office

SUBJECT: Use of Reparations Equipment

1. Reference is letter Chu Zai Bai 404, subject: "Accident report in regard to sinking of reparation designated ship", 31 August 1950.

2. The Hirose Salvage Company Ltd., No. 59, 3 Chome, Kaigandori, Kure City, upon submission of their application were given authorized use of a steel barge, dry cargo, reparations code number 11-5(243)-4, by Hiroshima Military Government Team letter HMGT 386.3, 28 September 1948. Consequently custody and maintenance of this vessel has been the responsibility of the subject company since 28 September 1948.

3. This vessel sunk on 24 May 1950, while in the custody of Hirose Salvage Company, Ltd.

4. Therefore, the Hirose Salvage Company is required to salvage the sunken vessel and restore it to operable condition. This work will be accomplished at no cost to any reparations account and with the least practicable delay.

5. Upon completion of action required in paragraph 4, report will be submitted to this headquarters.

C. N. BAILEY
Colonel Inf
Chief

Subject File 11-5(243) Sec. II
MANUFACTURING AND INDUSTRY FILE 11-5(243)
26 Sep 50
216
Econ-1531

DECLASSIFIED E.O. 12065 SECTION 3-402/NNDG NO. 775013

Chugoku Finance Bureau

File Number Chu Zai Bai 404
Commanding Officer,
Chugoku Civil Affairs Region

August 31, 1950

Subject: Accident report in regard to sinking of reparation designated ship.

According to the subject matter, it is hereby reported as follows:

1. Name of former arsenal and its code number:

Kure Navy Arsenal 11-5(243)-4 u

2. Location:

Outside Kamaishi Harbor, Iwate-ken, Japan.

3. Item:

Official number and name: 3161 No.22 Otori-maru
Code Number: 11-5(243)-4
Type: Torpedo Barge
Gross Tonnage: 98.74
Engine & HP: Four cylinder diesel engine.
150 HP.

4. Custodian: HIROSE Kazuo,
Hirose Salvage K.K.,
119 1-chome Kyuzyominami-dori
Nishi-ku Osaka-shi.

5. Time sunk: 12 : 00 a.m. 25 May 1950

6. Place sunk: Near Kotsunazaki outside Kamaishi Harbor, Iwate-ken. water depth 9m

7. Reason of sinking:

Storm with northeast wind blew severely from 8 : 00 p.m. on 24 May 1950. Emergency measures were carried out, however, the chain of the anchor and the wirerope tieing down the ship from the sterm and stern were cut off and it is considered that the ship took in water and sunk.

8. Futher Action: Further actions will be taken upon you instruction.

K. Morioka

Kinichiro Morioka
Director

DECLASSIFIED E.O. 12065 SECTION 3-402/NNDG NO. 775013

HEADQUARTERS
CHUGOKU CIVIL AFFAIRS REGION
APO 182
BUCK SLIP

_____ 1950

FROM: Adm

TO : (NUMERICALLY) (INITIAL THRU YOUR NUMBER)

CHIEF	/ ECON
DEPUTY	L&G
HQ COMD	CI
ADM ASST	CE
PERS	PH
SP O CLK	PW
SUP-IND LAB	TRANS
MC	MESS
APO 182	

FOR: ____ SEE ME

___ACTION ___/ INFORMATION

___COMMENTS ___APPROVAL

___SIGNATURE ___PROOF READING

___FWDG IND ___LTR REPLY

___YOUR COPY 2 CENTRAL FILES

MIMEOGRAPH IN___ COPIES

REMARKS:

Ref Ltr Kure City 12 Sep 50
Ltr CCAR to Kure City
21 Sept 50 Econ-1497

Dead Posit

DECLASSIFIED E.O. 12065 SECTION 3-402/NNDG NO. 775013

CF 3863

BRITISH FORCES COMMONWEALTH

HEADQUARTERS

QG 804/12/5 Accn
20 Sep 50

Subject :- PETITION FOR USE OF AUTHORITY TO EFFECT IMPROVEMENTS NO.4 DOCK KURE PORT

Ref :- Your letter dated 12 Sep 50.

KURE City Hall

Copy to :

CHUGOKU Civil Affairs Region

1. It is advised that the portion of Kure Docks above referred to was relinguished to the custody of the Japanese Government on 30 Aug 50 and therefore any request for clearance to use any portion of the area should be forwarded through HQ CHUGOKU Civil Affairs Region.

2. BCOF has no objection to your use and rehabilitation of the area concerned.

Capt
(H.A.J. HOSKING) for Brigadier
Principal Administrative Officer

HAJH/TK

11-55(5) 5cc

23 Sept 50

787d

ZacN-1514

DECLASSIFIED E.O. 12065 SECTION 3-402/NNDG NO. 775013

HEADQUARTERS
CHUGOKU CIVIL AFFAIRS REGION
APO 182

CCAR 386.3 (D-St) 21 September 1950

MEMORANDUM FOR: The Mayor of Kure

THROUGH: Chugoku Liaison and Coordination Office

SUBJECT: Use of No. 4 Dock of Kure Arsenal

1. References:

a. Your letter, 12 September 1950, Subject: "Petition for the Grant on Improvement and Conversion of the No. 4 Dock of Kure Port".

b. SCAPIN 2103, Subject: "Revision of Scope of Activities in Former Japanese Naval Shipyards", 23 June 1950.

2. Paragraph 2c of reference 1b requires prior approval of the Supreme Commander for the Allied Powers for any new operations in the Kure ex-naval shipyard.

3. Paragraph 5 of reference 1b authorizes direct communication between the Economic and Scientific Section, General Headquarters, Supreme Commander for the Allied Powers, and the Ministry of Transportation regarding your request contained in reference 1a.

4. It is recommended that your application be made to the Ministry of Transportation of the Japanese Government in compliance with reference 1b, and that three copies of it be furnished to this headquarters for information and appropriate action.

1 Incl
Copy of reference 1b

C. N. BAILEY
Colonel, Inf
Chief

R 11-35 Sec III
Subject File
RSS
HHK

Econ-1497

DECLASSIFIED E.O. 12065 SECTION 3-402/NNDG NO. 775013

KURE CITY HALL
KURE

SUBJECT: Petition for the Grant on Improvement and Conversion of the No.4 Dock of Kure Port.

TO : Col. Clark N. Bailey, Chief of C.C.A.R.

FROM : Tedate Suzuki, Mayor of Kure City.

12 September 1950

We hereby have the honour of submitting the petition for your grant on improvement and conversion of the No.4 Dock of ex Kure Arsenal for the purpose of the mentioned below.

1. To use the No.4 Dock for the use of wharf for merchant ships expected to enter Kure Port, because there is no appropriate facility alongside which the merchant vessels can lie.

2. The map of plan and the list of itemized cost of the project are as per the attached.

T. Suzuki
.....
T. SUZUKI,
Mayor of Kure.

19 Sept 50 7860 GHQ-1497

DECLASSIFIED E.O. 12065 SECTION 3-402/NNDG NO. 77 5013

5

Cost of Converting & Improving Wharf at No.4 Dock, Kure Port

Item	Unit	Total Work	Cost per Unit Yen	Total Cost ¥ 1,000	Remarks
Construction of Wharfing Facility (Apron)	Meter	700	35,000	24,500	Depth of Water 9.70 M.: Reinforced concrete
Repairing Apron	Sq. Meter	7,000	400	2,800	
Removing Obstacles	"	18,000	150	2,700	Mine-sweeping 4. Dredging Operations: Depth of Water 9.70 M.
Total				30,000	To be carried out under the direct control of the central gov't.
Shed & Warehouse	Sq.Meter	19,400	13,000	252,200	Two-stored: Reinforced Concrete
Constructing Railway siding	Meter	700	3,000	2,100	
Removing Miscellaneous Buildings	Sq. Meter	1,800	1,000	1,800	
Further Equipment of Loading Machine				3,900	
Total				260,000	To be Carried Out Under The Control Of Kure City & Other Public Entities
Grand Total				290,000	

DECLASSIFIED E.O. 12065 SECTION 3-402/NNDG NO. 775013

LAYOUT OF HARIMA S.B.W LTD

SCALE 1/1000

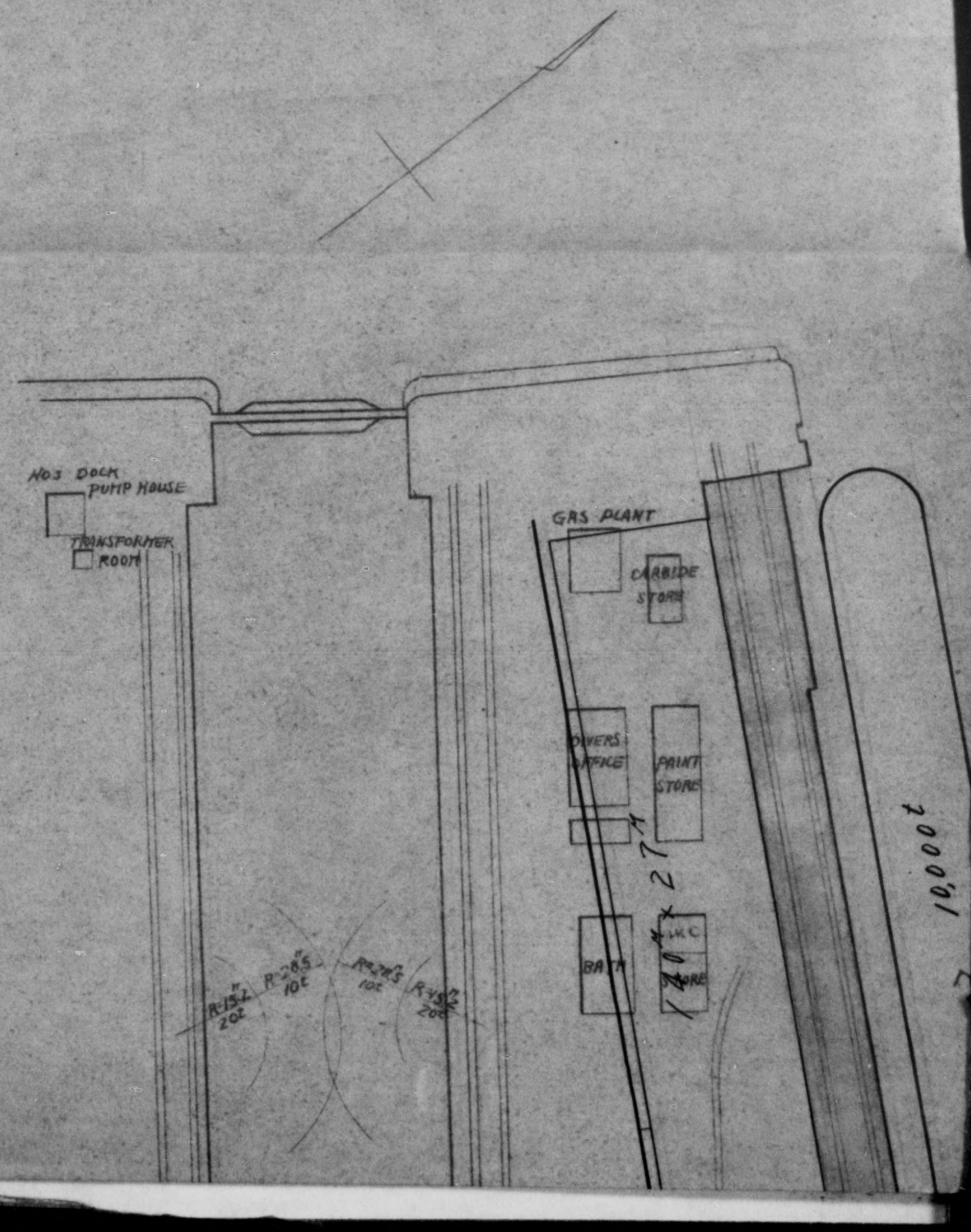

DECLASSIFIED E.O. 12065 SECTION 3-402/NNDG NO. 775013

OF PLANT

LTD KURE DOCK

1/1000

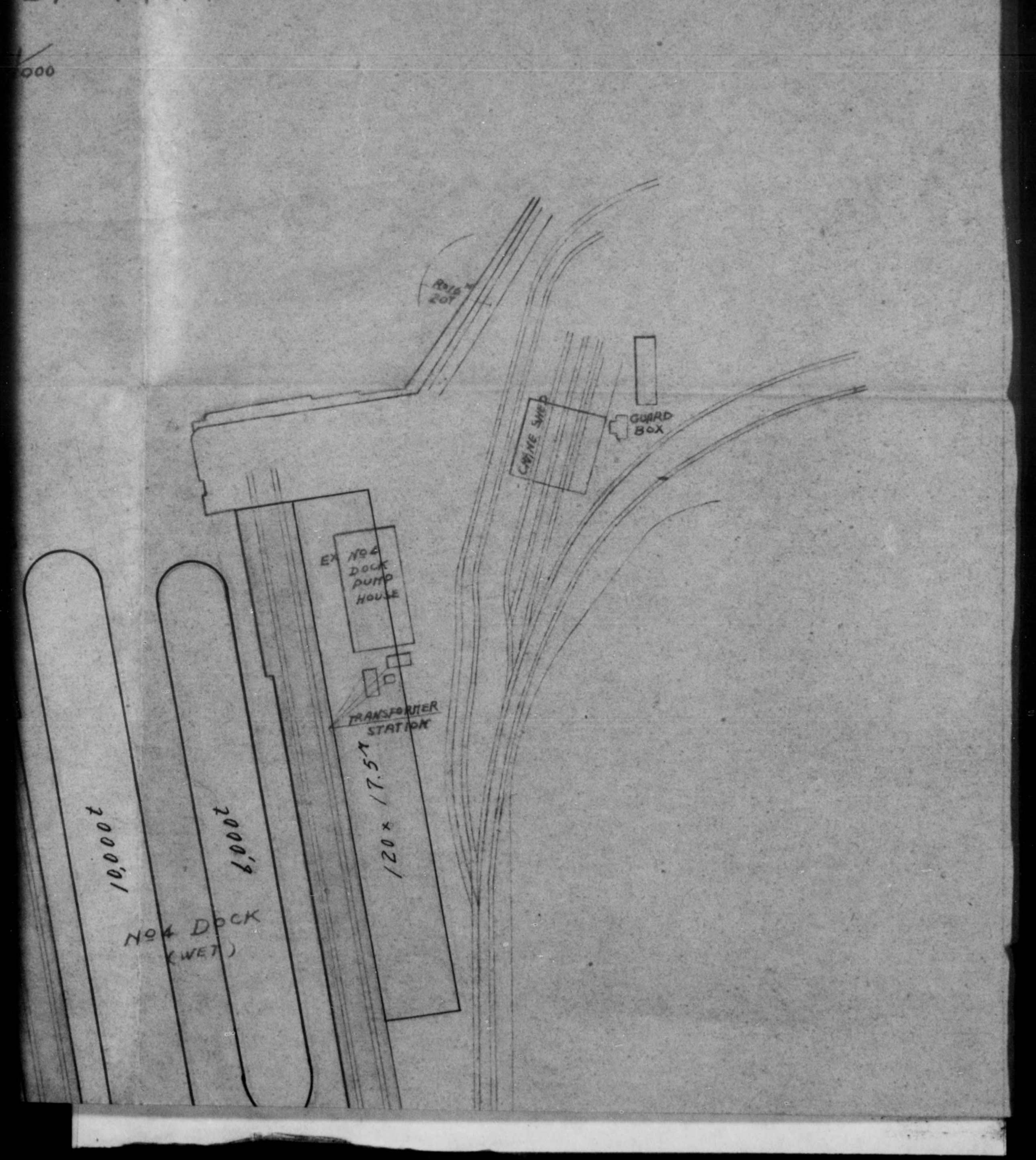

DECLASSIFIED E.O. 12065 SECTION 3-402/NNDG NO. 775013

DECLASSIFIED E.O. 12065 SECTION 3-402/NNDG NO. 775013

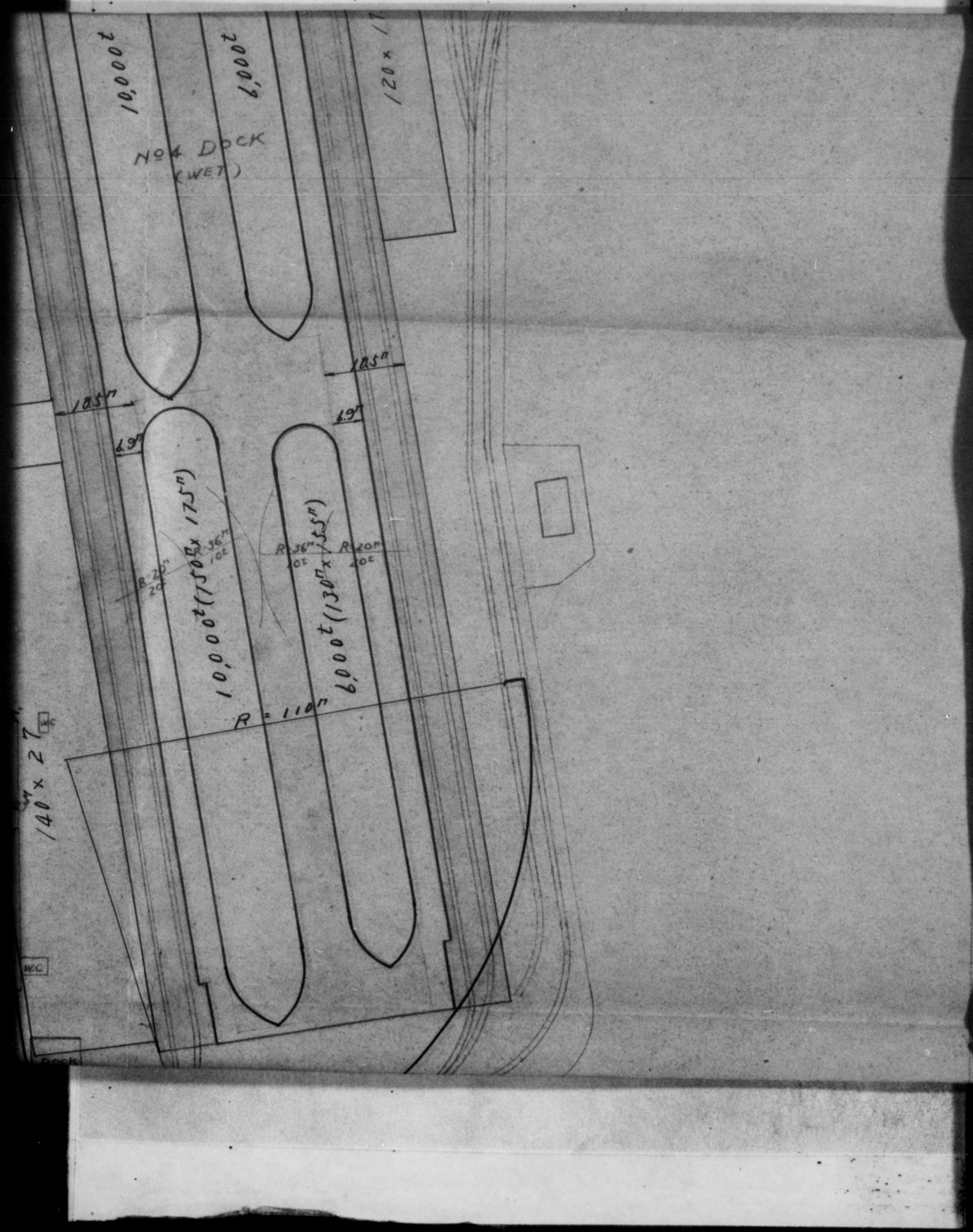

DECLASSIFIED E.O. 12065 SECTION 3-402/NNDG NO. 775013

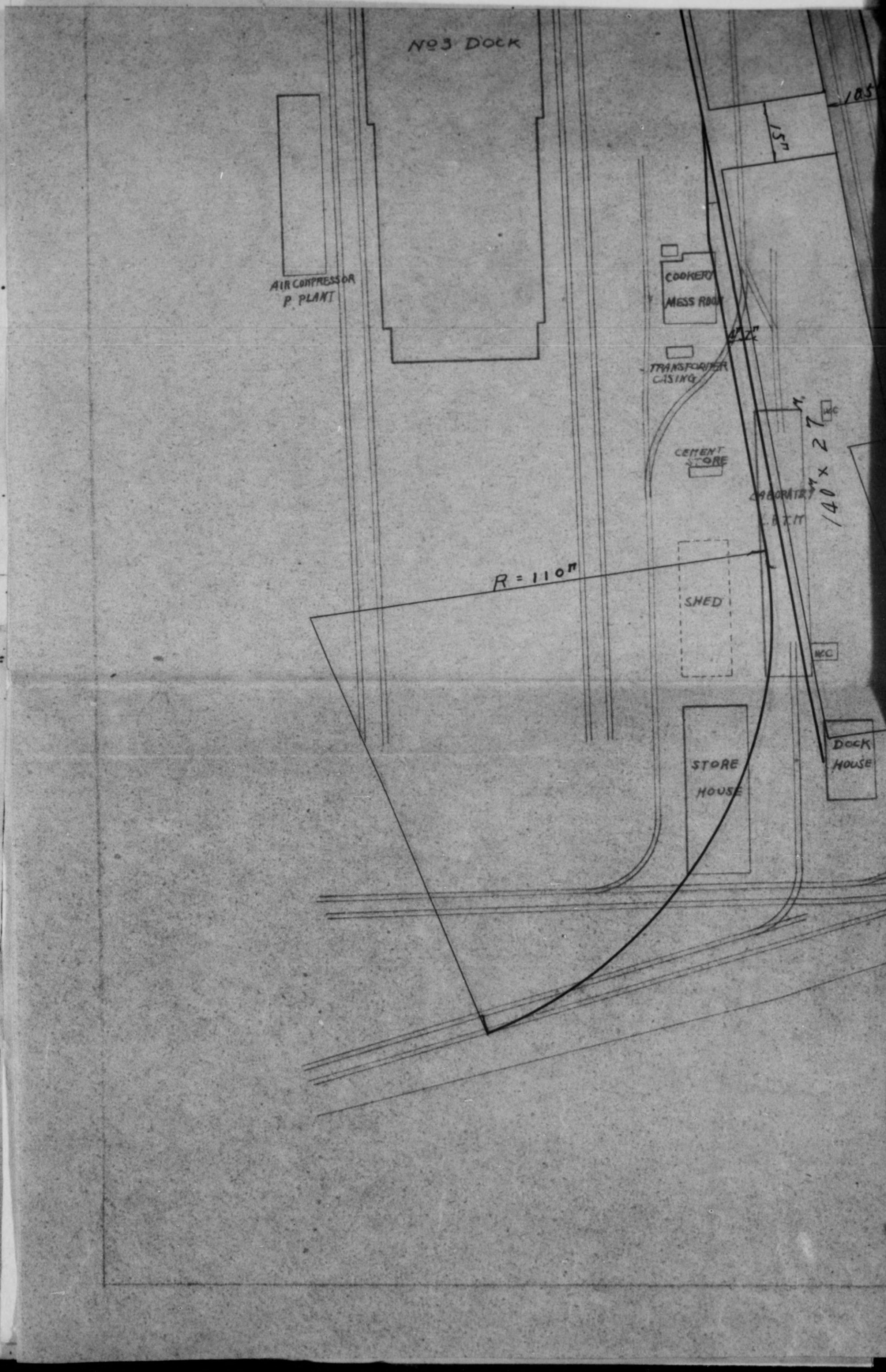

DECLASSIFIED E.O. 12065 SECTION 3-402/NNDG NO. 775013

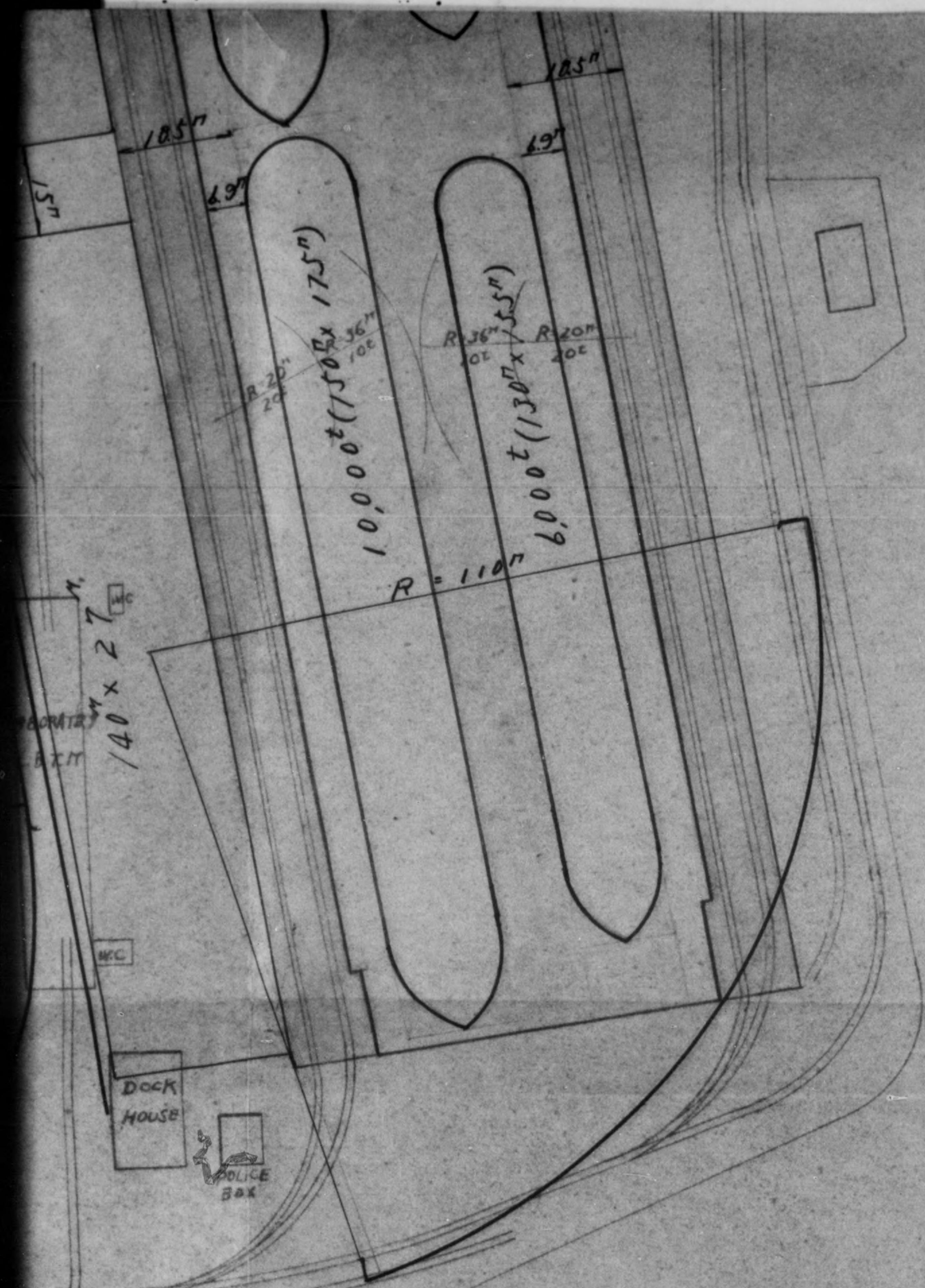

凡	例	
	上屋ト倉庫	Shed & Warehouse
	前庭鋪裝	Apron
	接岸施設(横杭櫓式)	Quay
———	臨港線新設	Railway

DECLASSIFIED E.O. 12065 SECTION 3-402/NNDG NO. 775013

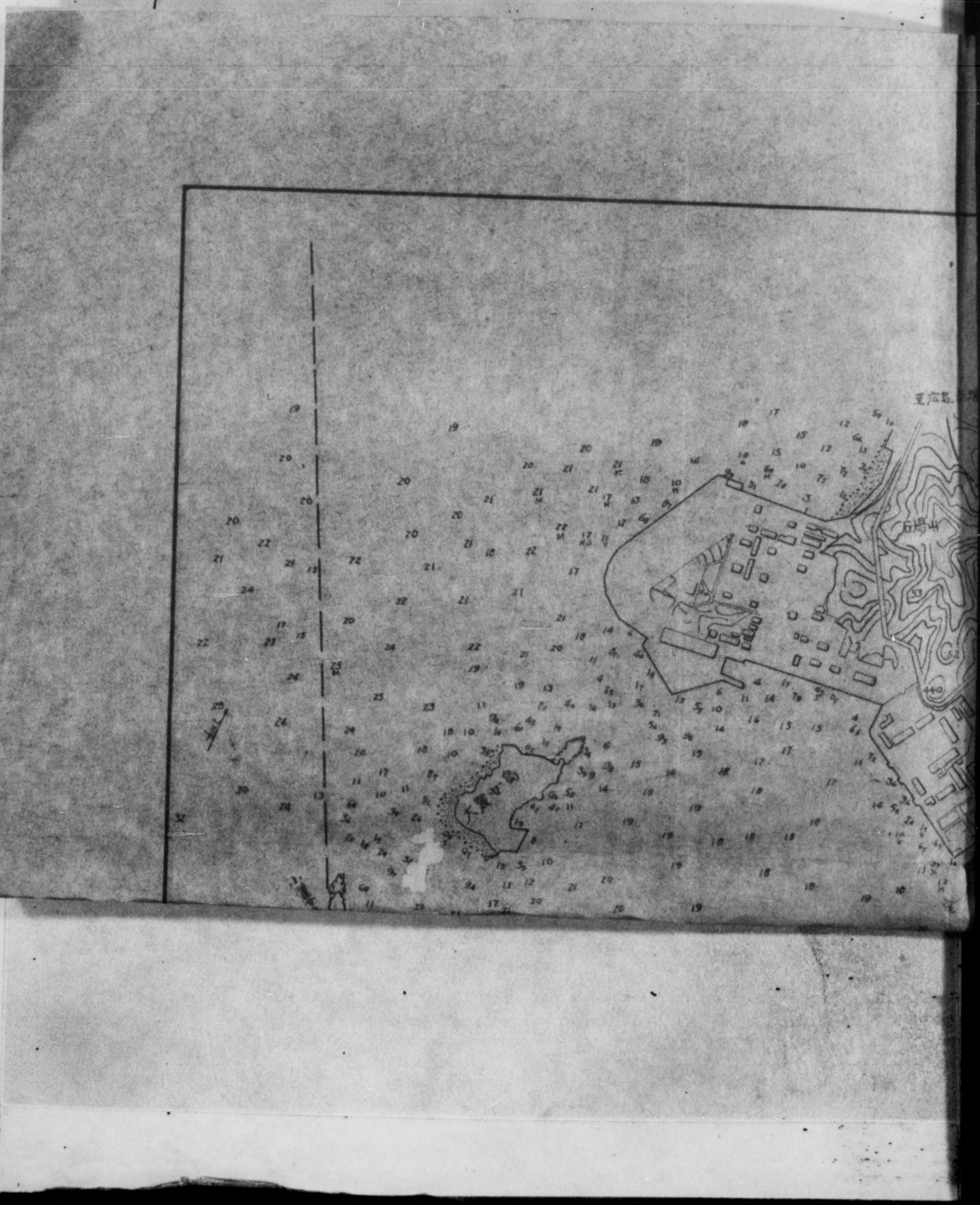

DECLASSIFIED E.O. 12065 SECTION 3-402/NNDG NO. 775013

呉港平面圖

縮尺 1/8500

No.4 Dock 利用計画位置圖

DECLASSIFIED E.O. 12065 SECTION 3-402/NNDG NO. 775013

明治40年日本水路部ノ測量
昭和22年迄ノ諸資料ヲ加フ

単位米

大鷲女島 O-Urumesima
北緯(Lat N.) 34°-14'-20"
東経(Long. E) 132°-31'-30"

潮 Tides

平均高潮間隙(M.H.W.I)	3.37m
大潮升(Sp. rise)	3.4m
小潮升(Nip. rise)	2.6m
平均水面(基本予面ヨリ)	2.0m

尺 1/8500

DECLASSIFIED E.O. 12065 SECTION 3-402/NNDG NO. 775013

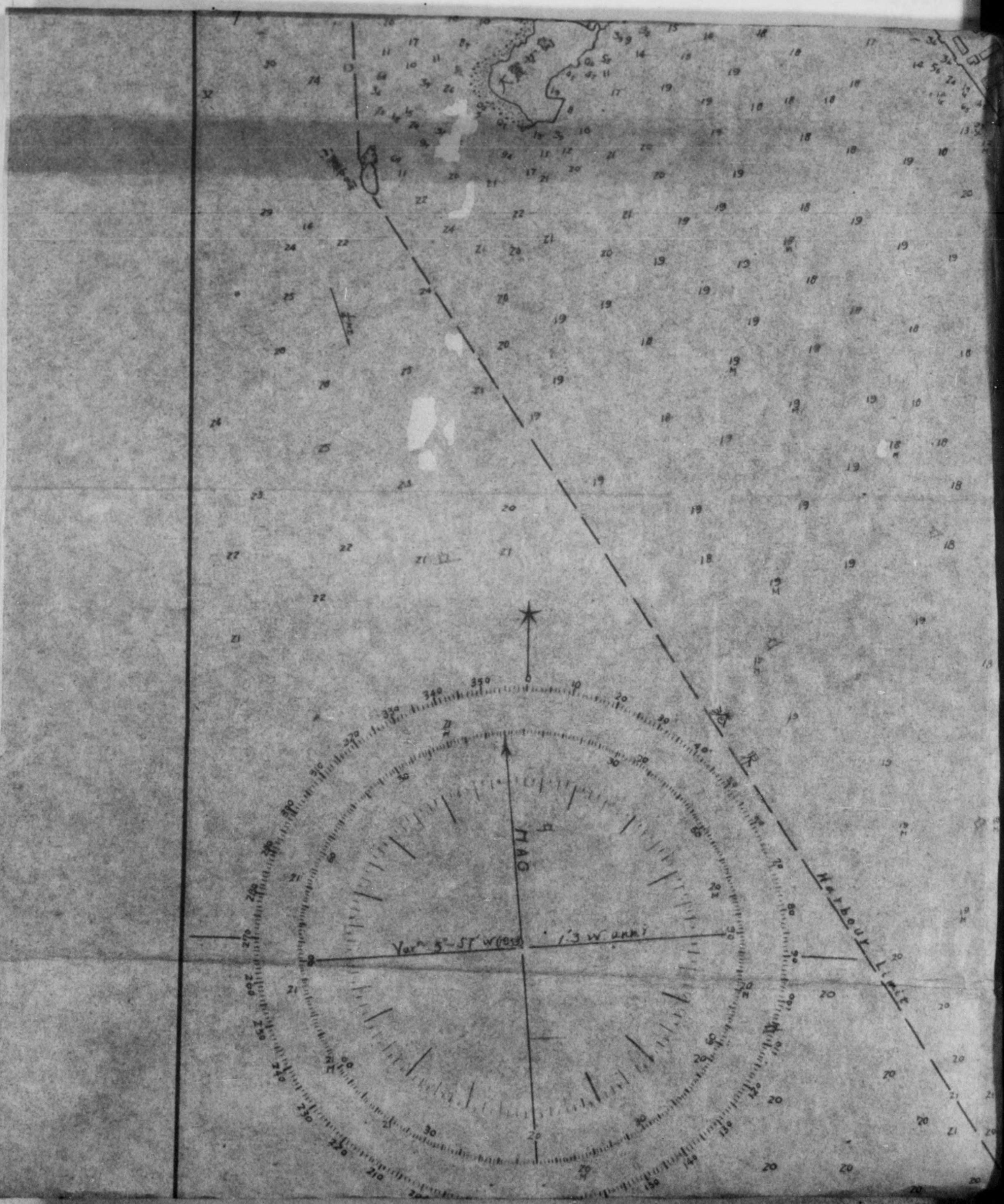

DECLASSIFIED E.O. 12065 SECTION 3-402/NNDG NO. 775013

計画区域

DECLASSIFIED E.O. 12065 SECTION 3-402/NNDG NO. 775013

No.4 Dock

神原町

風向風速圖

自 昭和22年 至 昭和24年 (年平均)

(1日3回観測)

DECLASSIFIED E.O. 12065 SECTION 3-402/NNDG NO. 775013

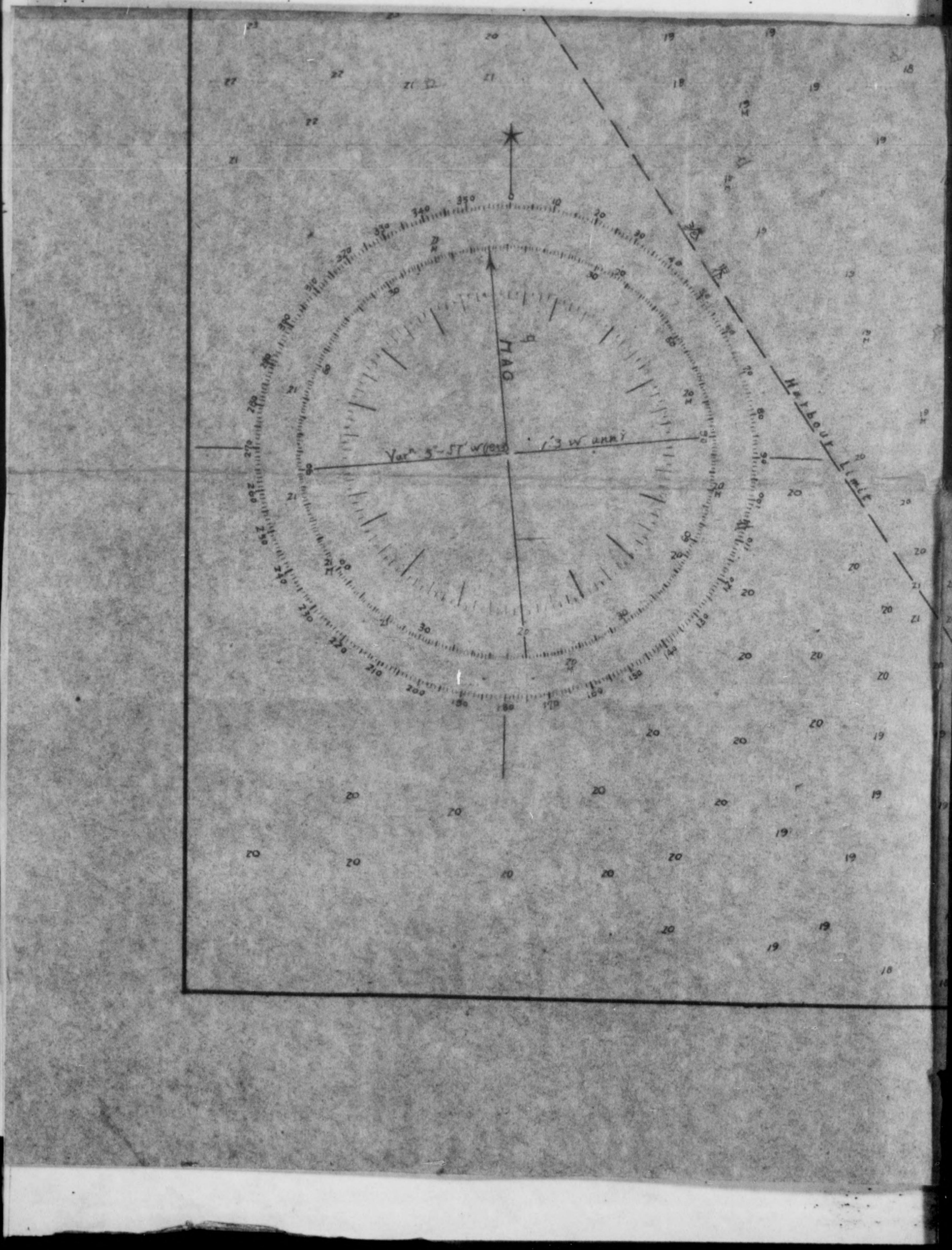

DECLASSIFIED E.O. 12065 SECTION 3-402/NNDG NO. 775013

DECLASSIFIED E.O. 12065 SECTION 3-402/NNDG NO. 775013

DECLASSIFIED E.O. 12065 SECTION 3-402/NNDG NO. 775013

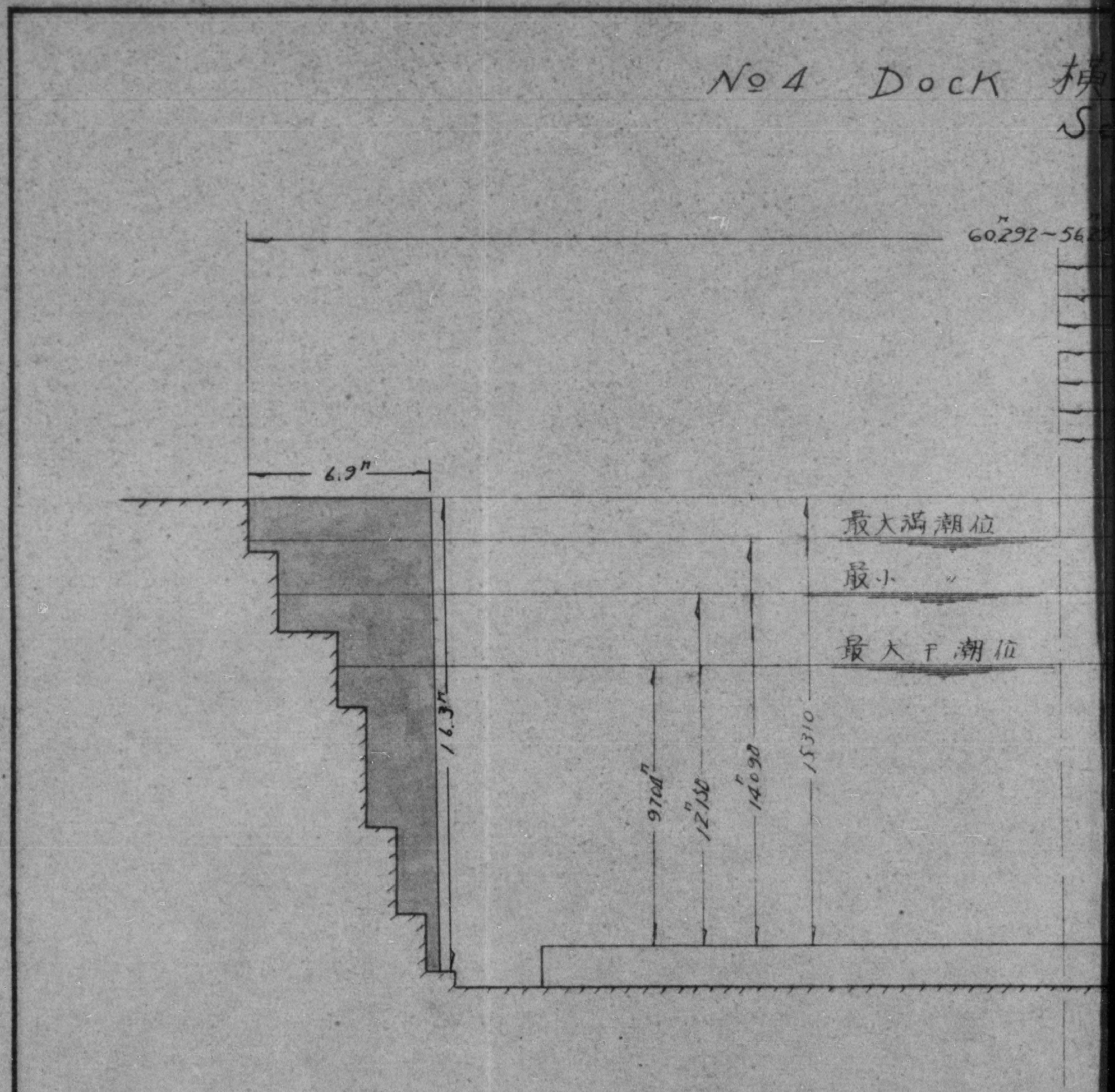

DECLASSIFIED E.O. 12065 SECTION 3-402/NNDG NO. 775013

水 横断面図 Scale 1/200
Section

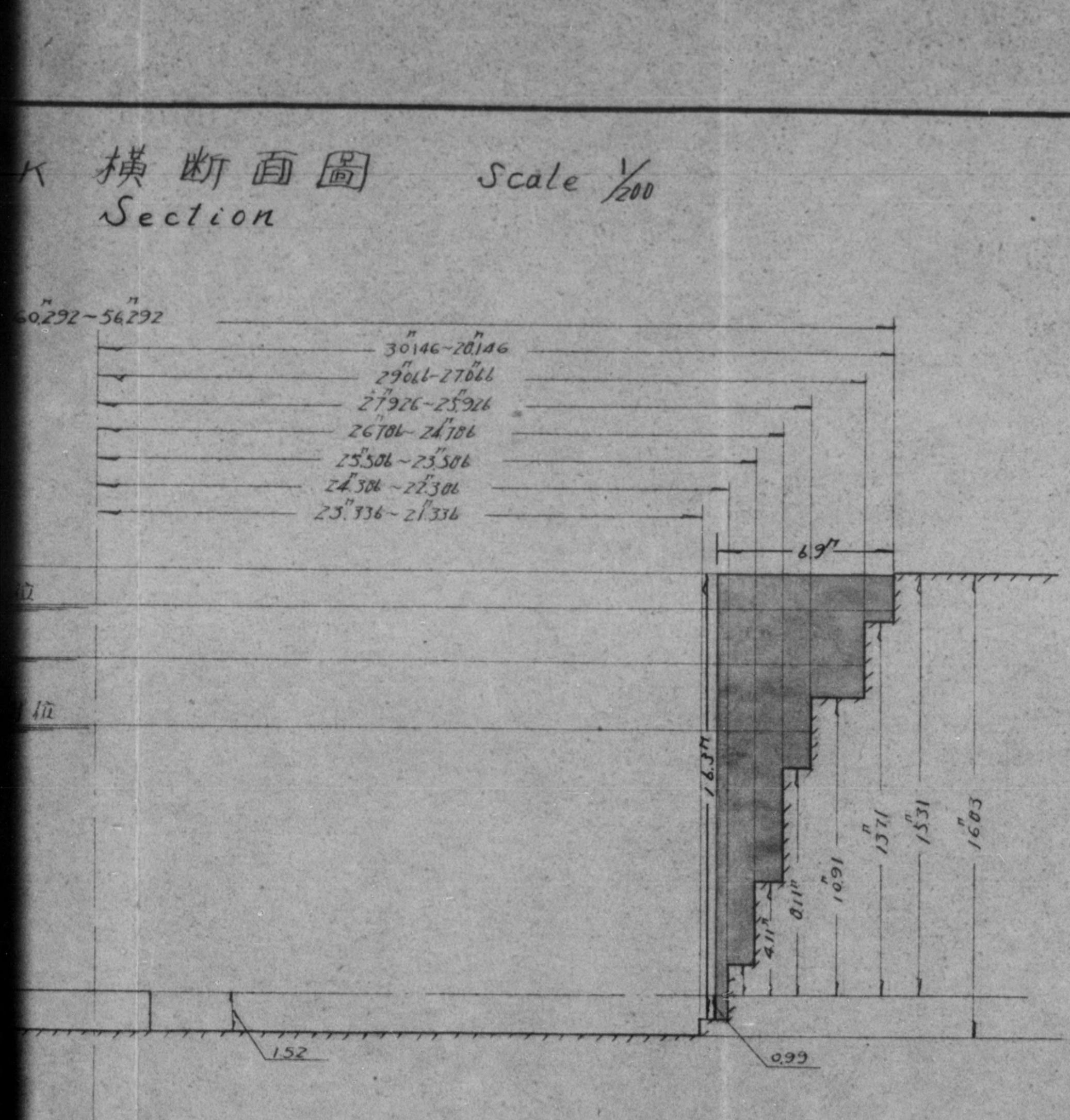

DECLASSIFIED E.O. 12065 SECTION 3-402/NNDG NO. 775013

NO

Plan

正　面

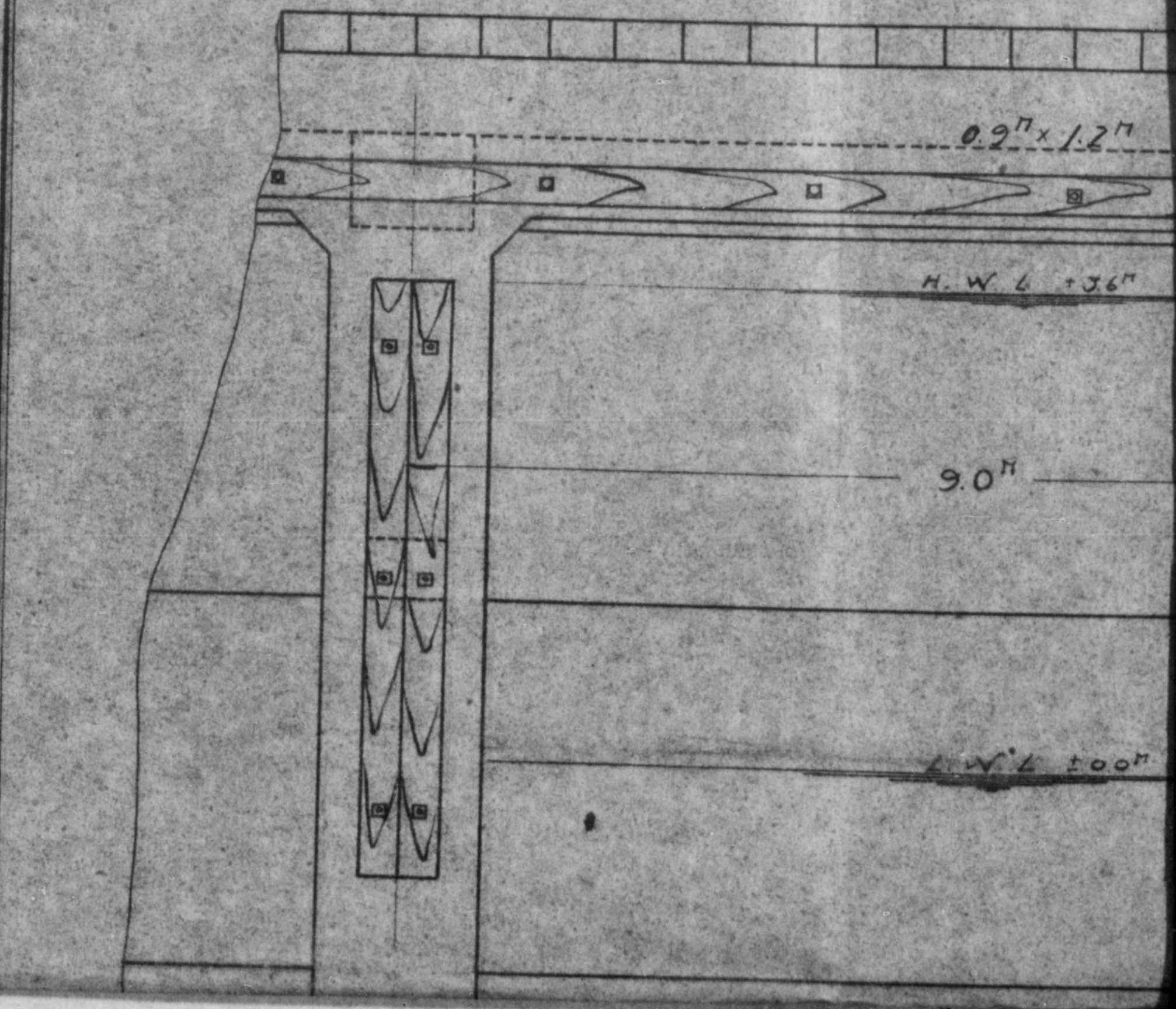

DECLASSIFIED E.O. 12065 SECTION 3-402/NNDG NO. 775013

NO 4 Dock 利用 Quay 岸壁 構造圖

正面圖 Plan

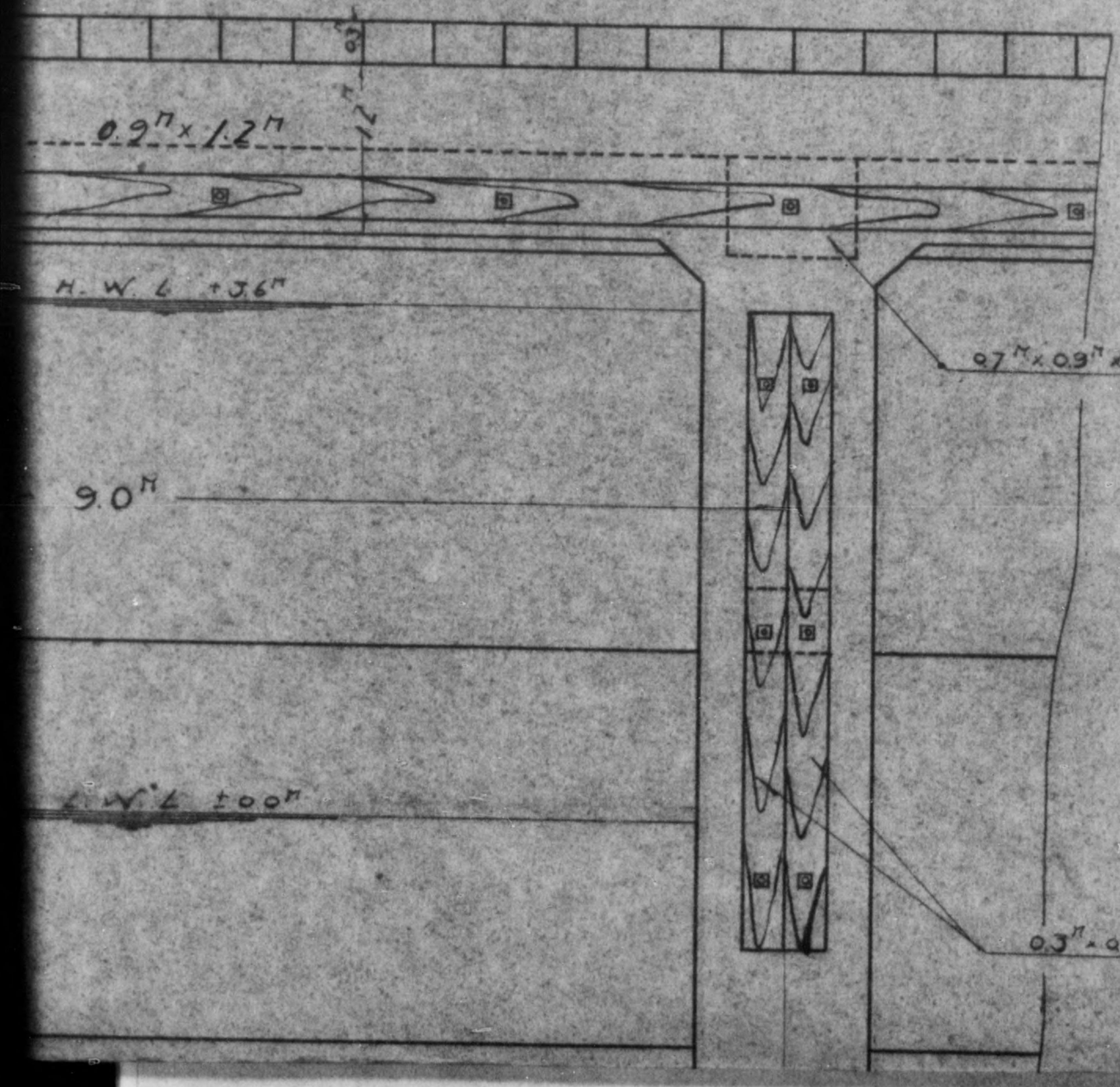

DECLASSIFIED E.O. 12065 SECTION 3-402/NNDG NO. 775013

構造圖 縮尺 1/50

Section
側面図

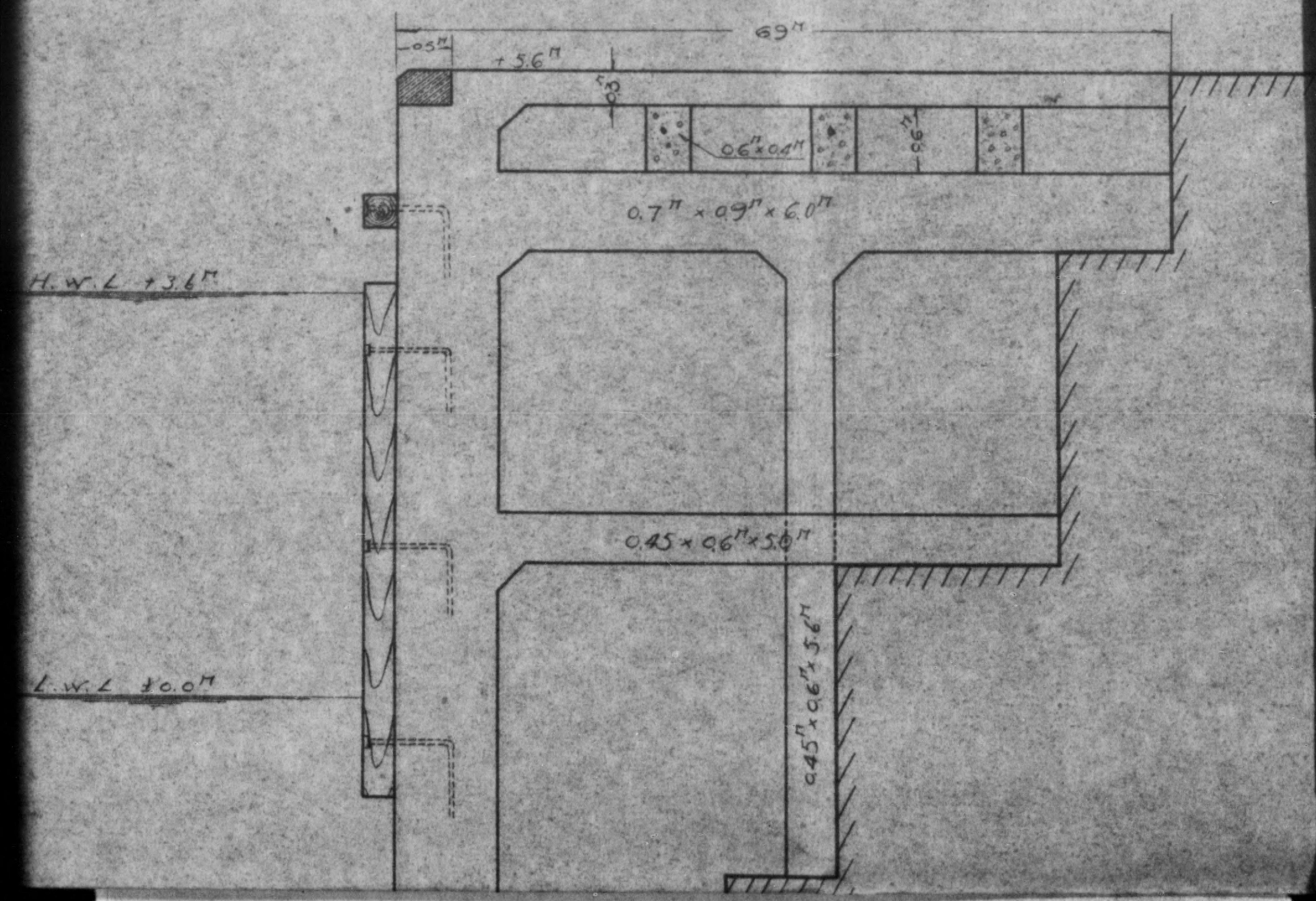

DECLASSIFIED E.O. 12065 SECTION 3-402/NNDG NO. 775013

尺 1/50

Section
側 面 図

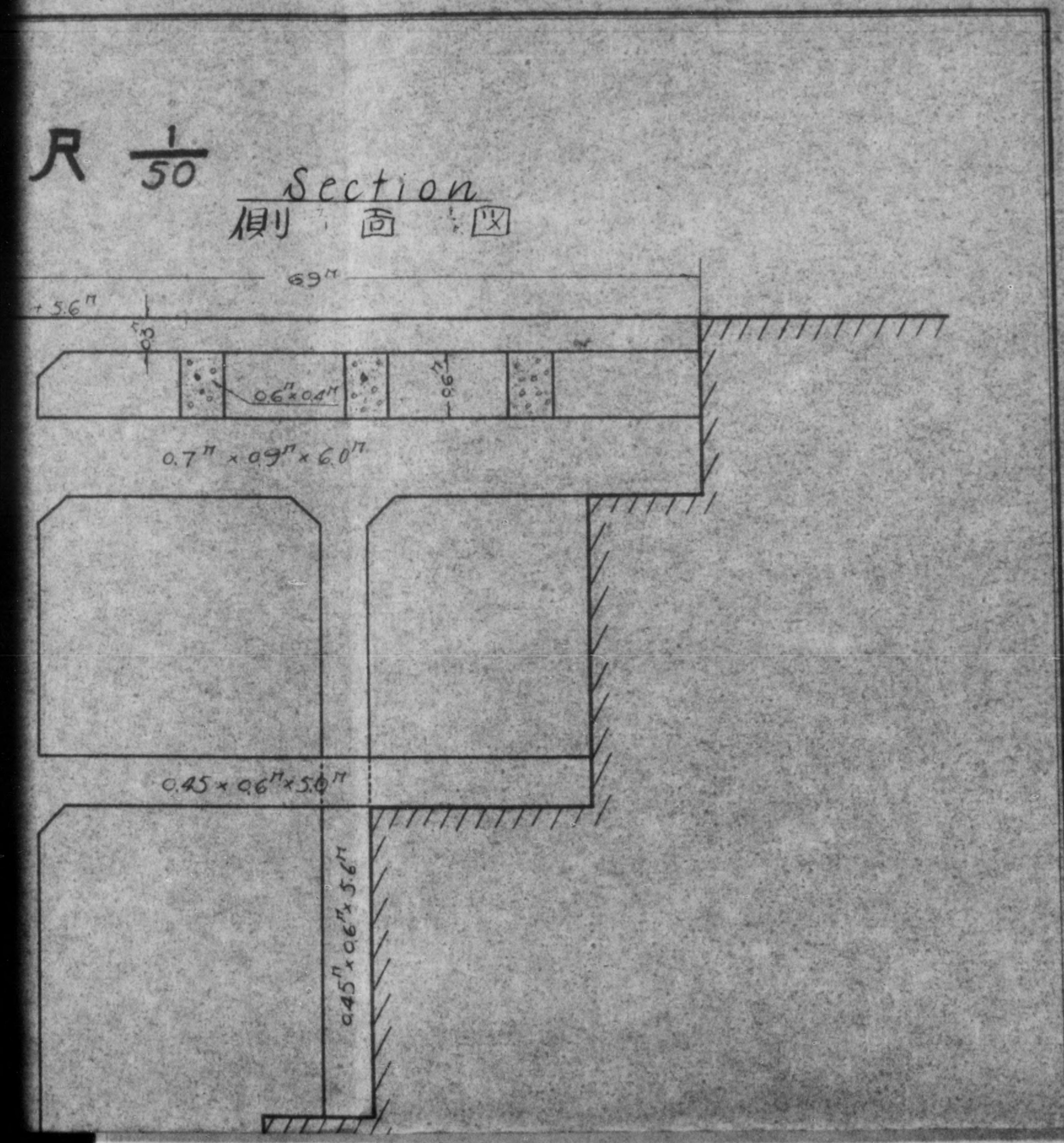

DECLASSIFIED E.O. 12065 SECTION 3-402/NNDG NO. 775013

DECLASSIFIED E.O. 12065 SECTION 3-402/NNDG NO. 775013

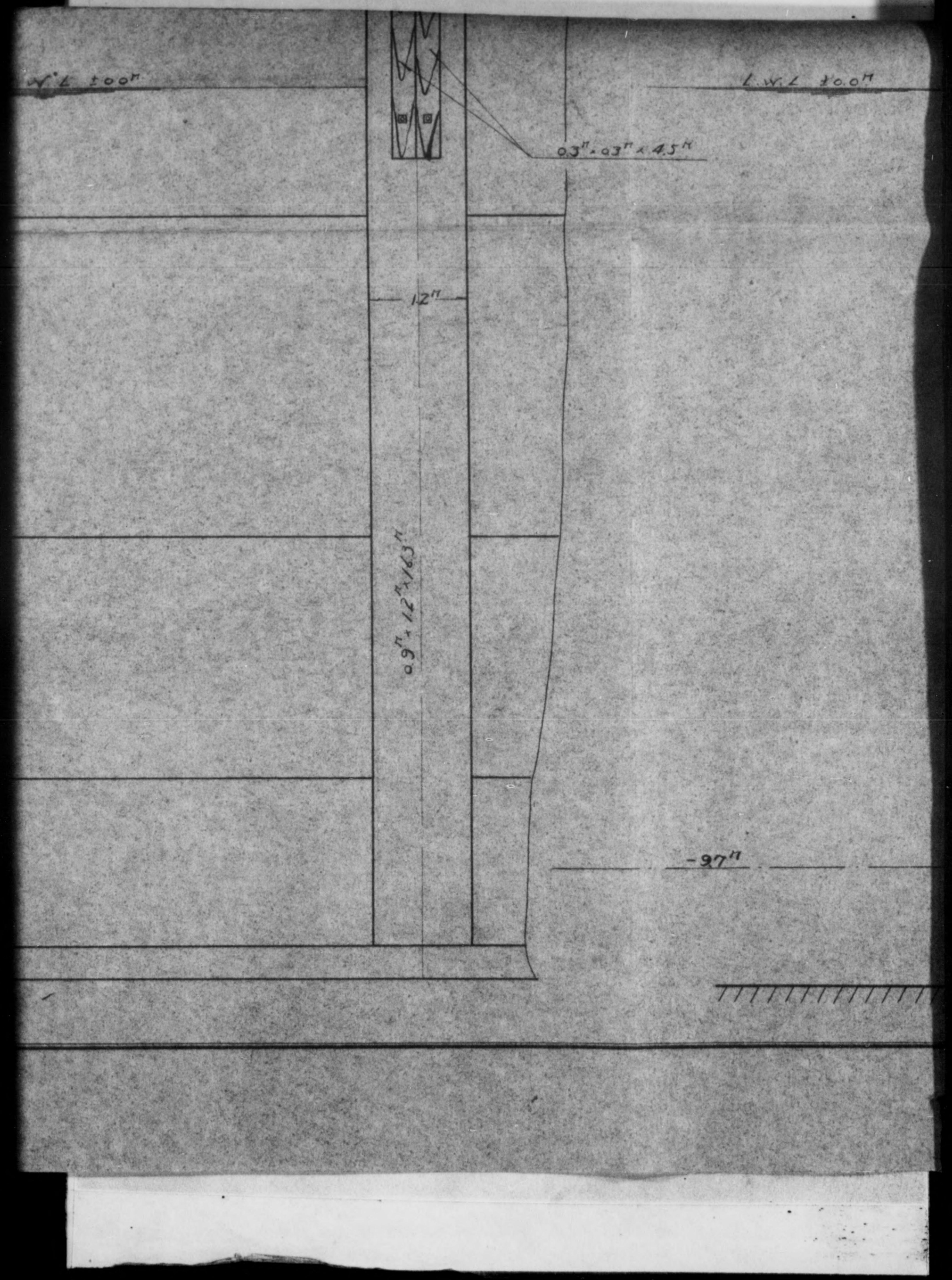

DECLASSIFIED E.O. 12065 SECTION 3-402/NNDG NO. 775013

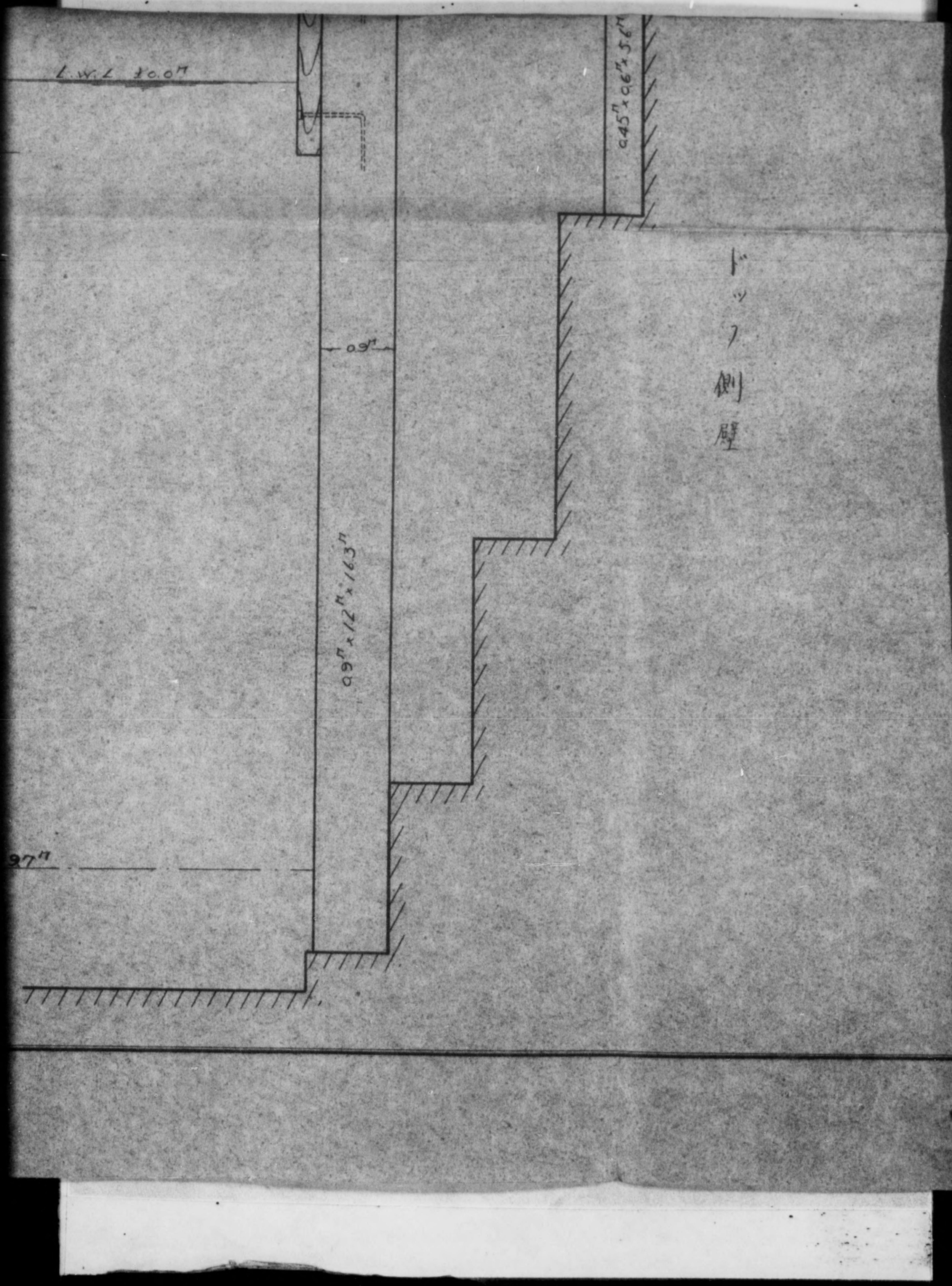

DECLASSIFIED E.O. 12065 SECTION 3-402/NNDG NO. 775013

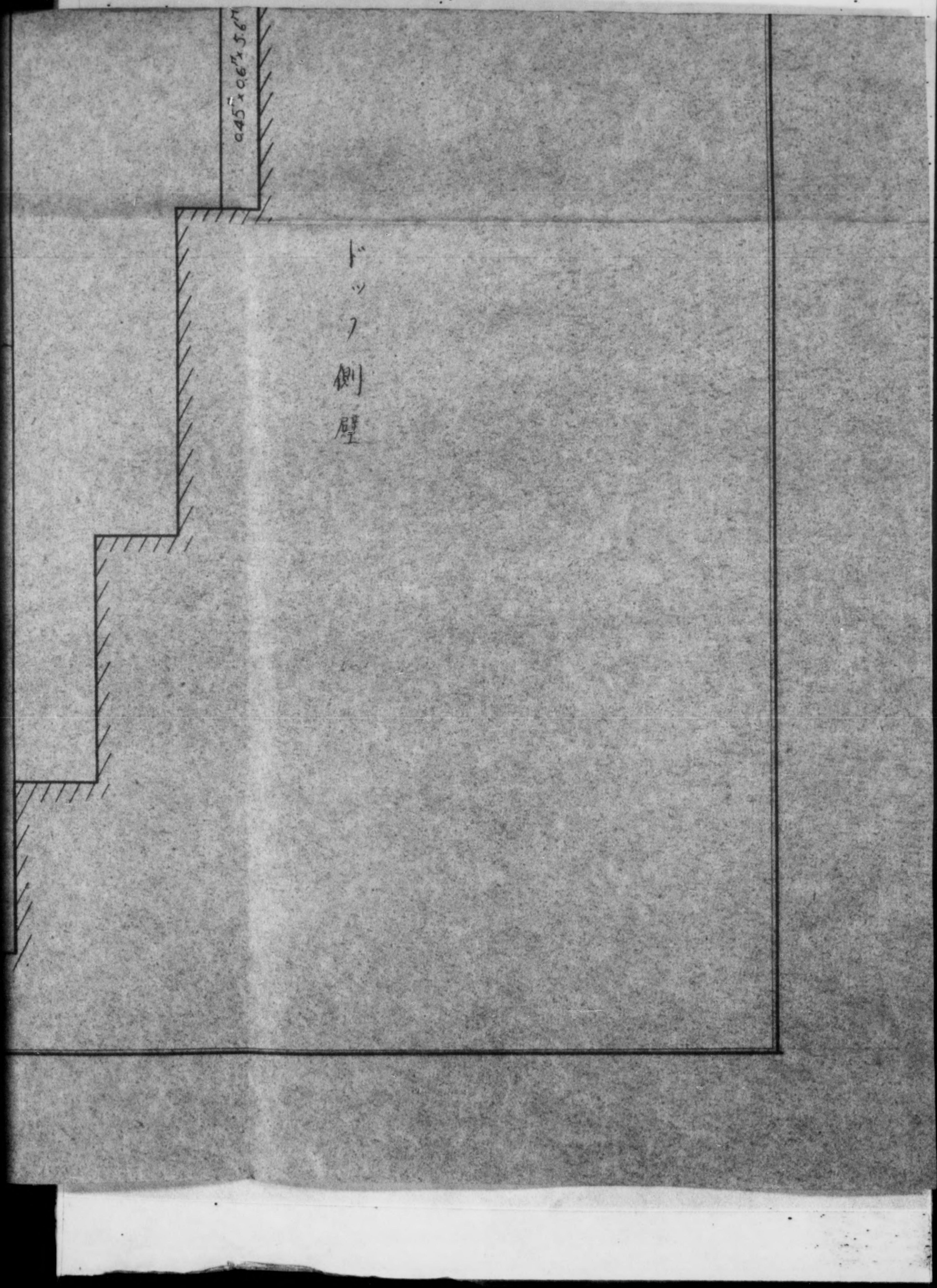

DECLASSIFIED E.O. 12065 SECTION 3-402/NNDG NO. 775013

PL

DN

DECLASSIFIED E.O. 12065 SECTION 3-402/NNDG NO. 775013

PLAN OF SHED

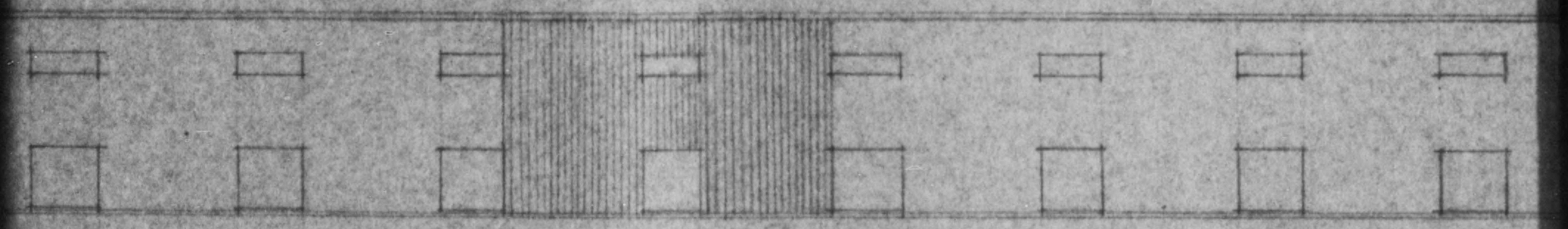

正面姿図

DECLASSIFIED E.O. 12065 SECTION 3-402/NNDG NO. 775013

D AND WAREHOUSE

側 断 図



呉市倉

建物自

DECLASSIFIED E.O. 12065 SECTION 3-402/NNDG NO. 775013

DUSE

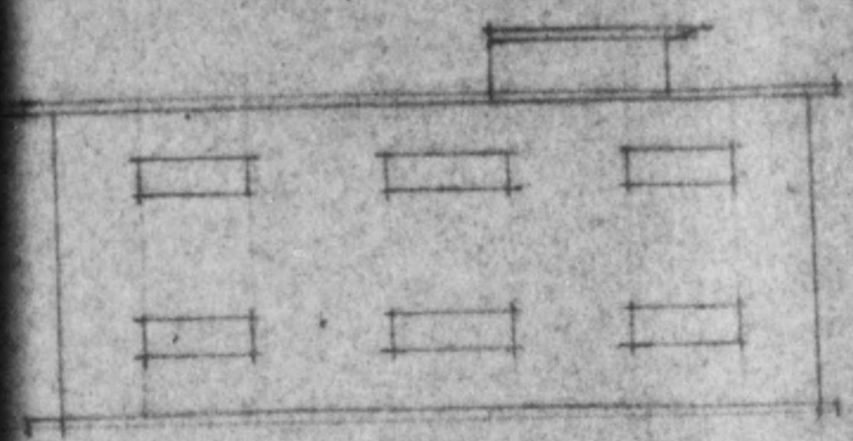

側 面 図

呉市倉庫建設計画図 S 400:1

建物面積 階下 3,780M² 階上 合 延 7,560M²
　　平屋 720M　　桁行 180M

DECLASSIFIED E.O. 12065 SECTION 3-402/NNDG NO. 775013

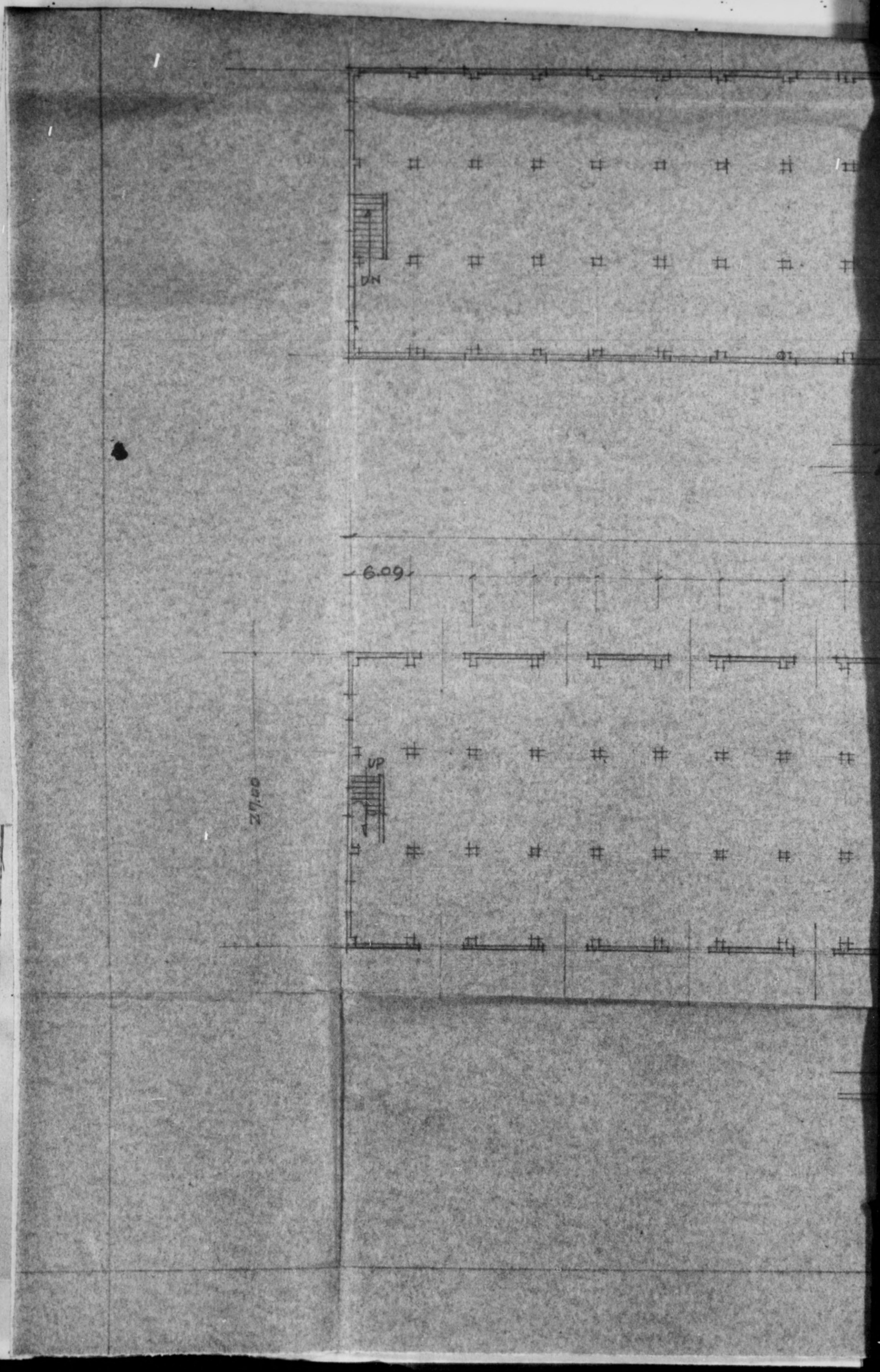

DECLASSIFIED E.O. 12065 SECTION 3-402/NNDG NO. 775013

2ND 平面図

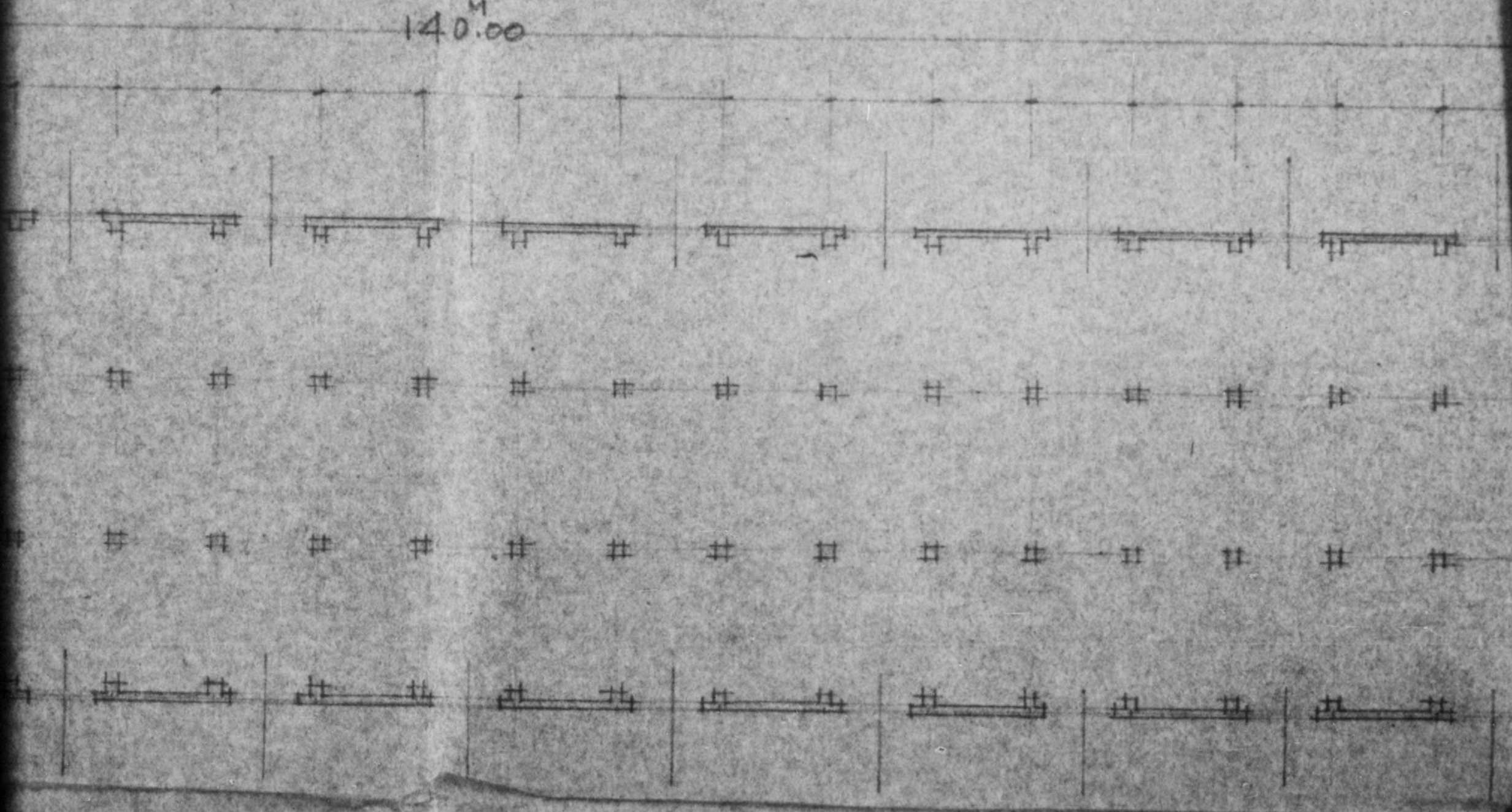

1ST 平面図

DECLASSIFIED E.O. 12065 SECTION 3-402/NNDG NO. 775013

呉市倉庫建設計

建物面積　階下
梁て
構　造　鉄筋

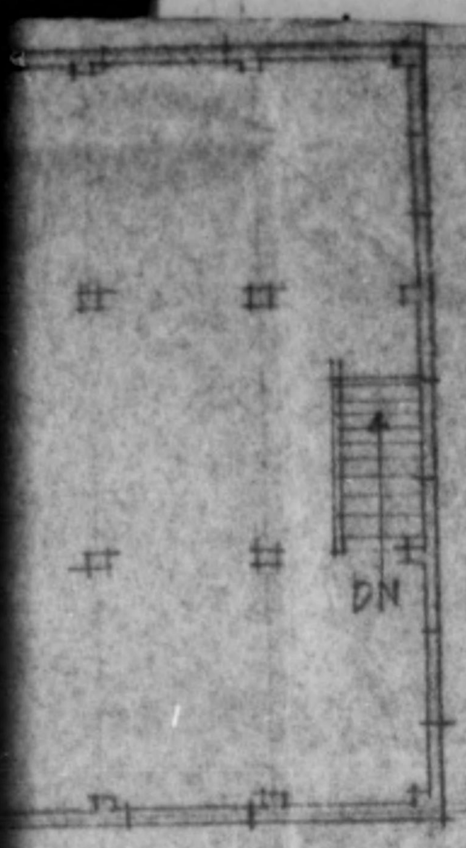

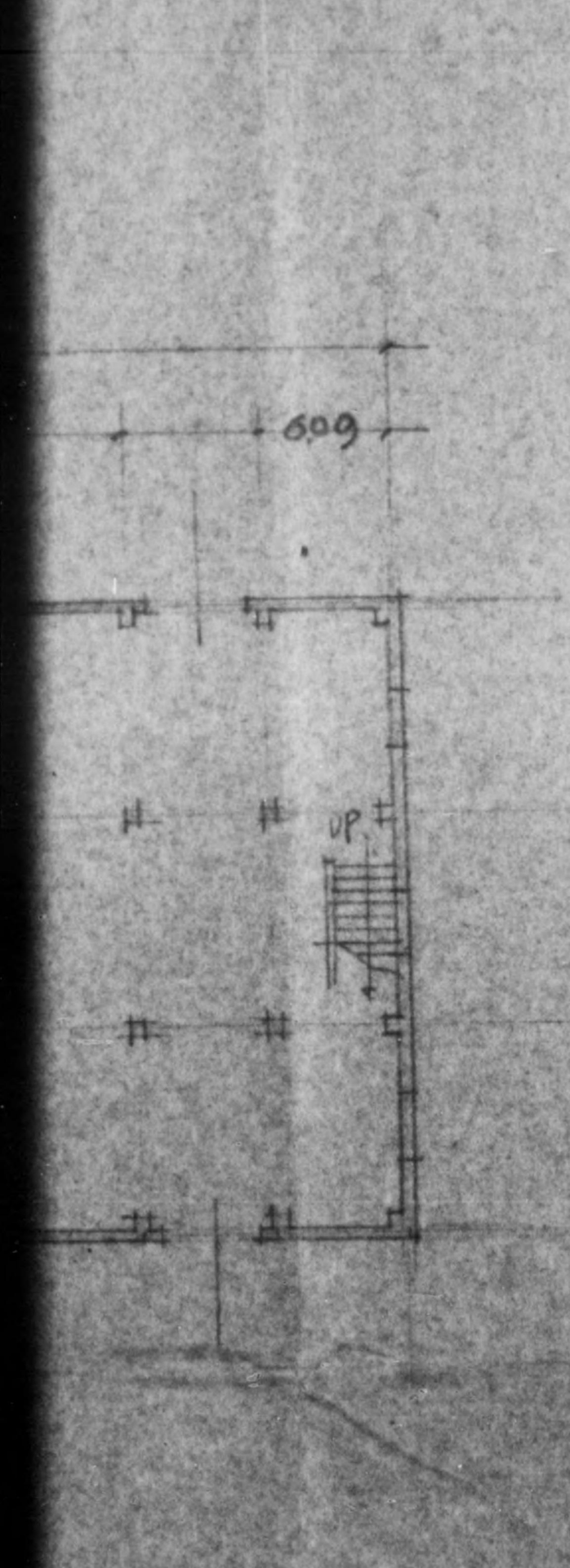

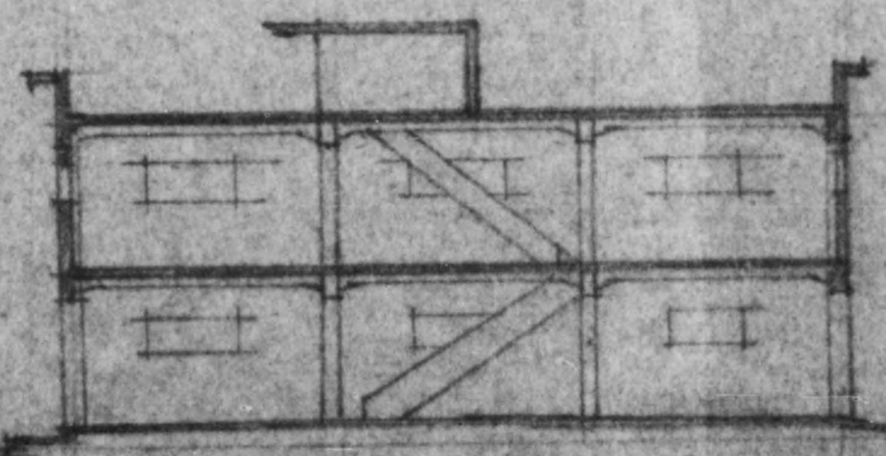

断　面　図

DECLASSIFIED E.O. 12065 SECTION 3-402/NNDG NO. 775013

呉市倉庫建設計画図 S 400:1

建物面積　階下 3,780 M²　階上 合 延 7,560 M²
梁 7 27M　桁行 140M

構造　鋼筋コンクリート

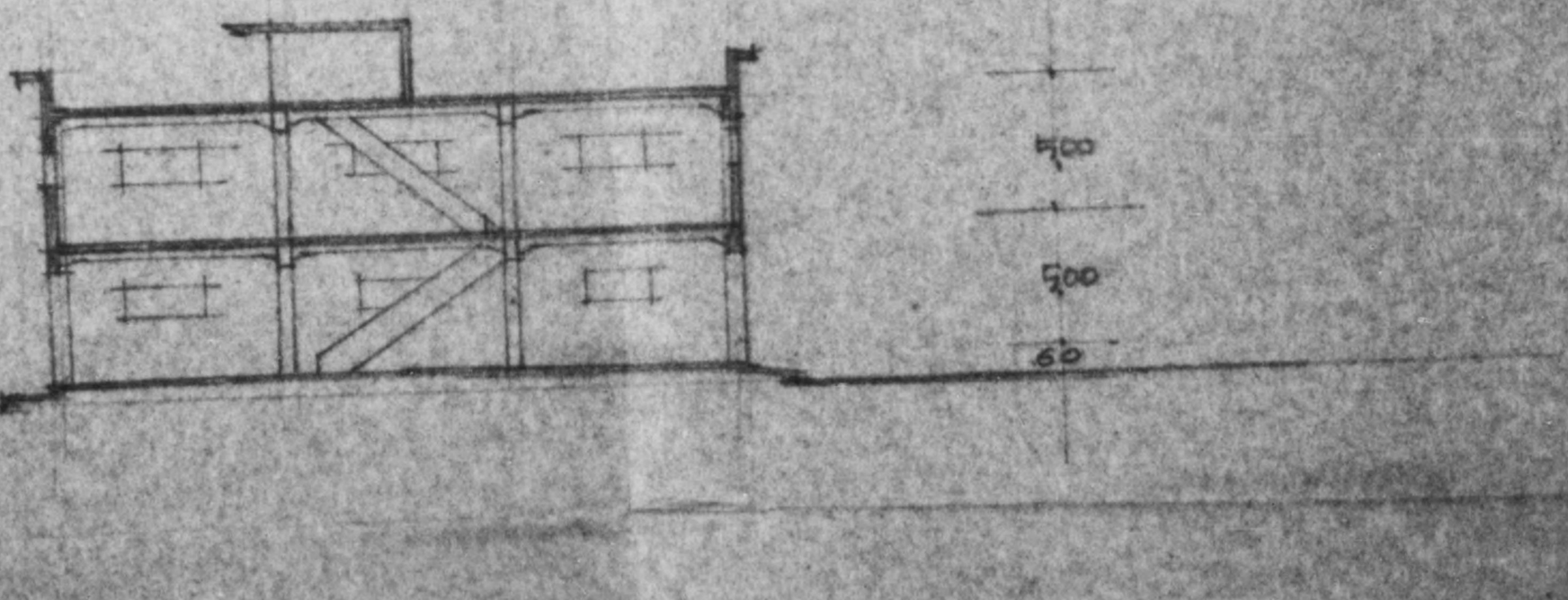

断面図

DECLASSIFIED E.O. 12065 SECTION 3-402/NNDG NO. 77 5013

Application for Authorized and or
Move of the Reparation Equipment (T.O. Approved a/ready)

To : Mr. Hayato Ikeda
Minister of Finance

From : Takeichi Nita
Setonaikai Kisen Co., Ltd.
1306 Ujina Machi, Hiroshima City, Hiroshima Pref.

Date : 5 Feb 1950

1. Name of plant. (Code No.) (11-5 (258)) Sec. II

Kure Ex-Naval Arsenal.
Code No. 11-5

2. Location of plant.

Miyabara Dori, Kure City, Hiroshima Pref.

3. Name of products planned.

A. List of facilities for application.
See attached sheet page 1.

B. Purpose of use.
1. Fuel storage.
2. Transporting of fuel.

4. Experience of production planned.

Company is undertaking passenger transportation bussiness, with Ujina, Kure, Eta Jima, Onomichi, Imabaru, Takehara, Mitsugahama, and Into as starting point, connecting Chugoku, Shikoku, and

A. List of facilities for application.
See attached sheet page 1.

B. Purpose of use.
1. Fuel storage.
2. Transporting of fuel.

4. Experience of production planned.

Company is undertaking passenger transportation bussiness, with Ujina, Kure, Eta Jima, Onomichi, Imabaru, Takehara, Mitsugahama, and Into as starting point, connecting Chugoku, Shikoku, and the islands.
The present supplying of fuels to boats of Ujina and Kure district is distributed by tanker with the fuel from the 130 ton storage tank at Koyo Port, Eta Jima, but to the boats of Onomichi and Into district, it is distributed by the oil barge (of this application).

5. 1939 - 1945 production.

None.

6. Period of desired permission.

From the date of permission till the date of release(or remove) of reparation.

7. Scale of the production planned by month for period on this application.

Company is undertaking passenger transportation bussiness, with Ujina, Kure, Eta Jima, Onomichi, Imabaru, Takehara, Mitsugahama as starting point, connecting Chugoku, Shikoku and the islands. Then, the distribution of fuel is done smoothly, to the boats of Ujina and Kure district from the oil storage tank at Koyo, Eta Jima, and to the boats of Onomichi and Into district with the oil barge.
With the smoothness of fuel distribution done by the oil barge, a monthly average of about one hundred thousand passengers and about 43,000 cases of freights are being transported without any hindrance.

DECLASSIFIED E.O. 12065 SECTION 3-402/NNDG NO. 77 5013

DECLASSIFIED E.O. 12065 SECTION 3-402/NNDG NO. 77 5013

8. Name and Location to which products are delivered.

None.

9. Scale of proposed chane in physical changes.

It has being used in the present status, but at present the motor powere plunger pump is out of order and unable to pump fuel, and it is being replaced by a semi-diesel powers type.

10. Intended expense for authorized use.

Already being used as T.O., and repair expenses for maintaining operational status shown in attached sheet page 2.

11. Plan and location to continue the production after reparational removal.

The present distributional method will be carried out after removal of oil barge till suitable oil storage tank can be located.

Signed.. J. Nita .....
Takeichi Nita

DECLASSIFIED E.O. 12065 SECTION 3-402/NNDG NO. 77 5013

List of Facilities for Application.

Code No. 11 -5

Name of plant. Kure Ex-Naval Arsenal.

Location of plant. Miyabara Dori, Kure City, Hiroshima Pref.

Machinery.

Inventroy No.	Name of Machine	Brief Specification	Quantity
11-5 (258)-1	Oil Barge	Length 25 Meter Beam 6.8 " Draft 3.3 " Gross tonage 157 Date of construction 1920	1

Remarks.

Being used under temporary permission.

DECLASSIFIED E.O. 12065 SECTION 3-402/NNDG NO. 77 5013

Data of Oil Barge Repair Expense.

Setonaikai Kisen Co., Ltd.

Name of Repairing Company	Amount (Yen)
Okamoto Tekko Sho	65.00
"	140.00
Eta Jima Nainenki	40.00
"	40.00
"	885.00
Okise Tekko Sho	2,680.75
~~Hiraxxxxxxx~~ Hiragami Yorio	71.00
"	262.00
Okise Tekko Sho	150.00
"	669.00
Yamaue Tekko Sho	450.00
Eta Jima Nainenki	5,536.20
"	535.00
"	642.00
Okise Tekko Sho	22,429.00
Eta Jima Zosen Sho	50,000.00
Eta Jima Shuri Kojyo	11,280.00
Total	95,874.95

DECLASSIFIED E.O. 12065 SECTION 3-402/NNDG NO. 775013

Copy

Application for Conversion of
designated Reparation Plant.

Date. 15th July, 1950.

To : Minister of International Trade
and Industry: Mr. Shigeru Yokoo

From: President of Nichia Steel Works, Ltd. Mr. Tokumatsu Tanaka.
Address: Tsurumachi 1 Banchi, Amagasaki City, Hyogo Pref.

1) Name of Plant (Code No.): Kure Naval Arsenal 11-5 (6)

2) Location of Plant: Miyahara Dori, Kure City, Hiroshima Pref.

3) Division of Plant: Naval Arsenal.

4) Production (Annual)

Present: None.

Planned:

The first stage of the plan.	The 150--400m.m. width Strip.	80,000 M.T.
The second stage of the plan.	The 150--400m.m. width Strip.	100,000 M.T.
	The 150--400m.m. width Cold rolled strip.	50,000 "
	The 150--400m.m. width Tin strip.	30,000 "
The third stage of the plan.	The 150--400m.m. width Strip.	120,000 "
	The 150--400m.m. width Cold rolled strip.	80,000 "
	The 150--400m.m. width Tin strip.	40,000 "
	The 50--200m.m. width Hoop.	56,000 "
	The 19-- 50m.m. width Hoop.	16,000 "
	The Middle Section Rolled steel.	96,000 "
	The Billet & Bloom.	250,000 "
	The Ingot.	220,000 "

5) Additional reparation item needed for the above production: Attached List.

6) Necessity for conversion
1. To supply the Strip, Cold rolled strip and Tin strip for domestic and export.
2. To rationalize the Steel industry.

MANUFACTURING AND INDUSTRY FILE 11-5(6) SEC. II

Signed by the President. T. Tanaka.

DECLASSIFIED E.O. 12065 SECTION 3-402/NNDG NO. 775013

LIST OF FACILITIES FOR APPLICATION

CODE No. 11-5 (6)
NAME OF PLANT
ADDRESS OF PLANT

KURE NAVAL ARSENAL
MIYAHARA DORI, KURE CITY.

1. Machinery

Inv. No.	Name of Machinery	Brief Specification	Quantity	Remarks
2004	Overhead travelling Crane.	Cap. 5T. Span 12,500 mm Travel 30,000 mm	1	3rd class
2005	"	Cap. 5T. Span 17,000 mm Travel 30,000 mm	1	"
2006	" (Girder & Rail	Cap. 5T. Girder L-70,000 mm) H- 450 mm)	1	"
3241	Overhead travelling Crane.	Cap. 5T.	1	Falling.
4620	Hoist.	Cap. 3T.	1	
2011	Overhead travelling Crane.	Cap. 5T.	1	2nd.
2012	"	Cap. 5T.	1	"
2013	" (Girder & Rail.	Cap. 5T. Girder L-80,000mm)	1	"
2014	Overhead travelling Crane. (Girder & Rail.	Cap. 5T. Girder L-80,000mm)	1	
2071	" (Girder & Rail	Cap. Main 30T. Sub. 5T. Girder L-180,000mm)	1	
2329	Jib Crane.	Cap. 10T.	1	
3268	Overhead travelling Crane.	Cap. 60T.	1	3rd.

DECLASSIFIED E.O. 12065 SECTION 3-402/NNDG NO. 775013

3269	Overhead travelling Crane. (Girder & Rail.	Cap. Main 250T. Sub. 75T. Girder L-200,000 mm) Rail L-160,000 mm)	1	2nd.
3270	Overhead travelling Crane.		1	3rd.
3271	"	Cap. Main 30T. Sub. 5T.	1	"
3272	" (Girder & Rail	Cap. Main 60T. Sub. 15T. L-104,000 mm)	1	"
3360	Overhead travelling Crane.	Cap. Main 30T. Sub. 5T.	1	2nd.
3361	"	Cap. Main 35T. Sub. 5T.	1	"
3557	Overhead travelling Crane. (Girder & Rail)	Cap. Main 80T. Sub. 15T.	1	2nd.
3273	Overhead Portal Crane. (Crane Rail)	Cap. Main 70T. Sub. 5T.	1	
3809	Hoist.	Cap. 0.5 T. L-7,500 mm.	1	
2072	Overhead travelling Crane.		1	
2073	"	Cap. Main 100T. Sub. 30T.	1	2nd.
2074	" (Girder & Rail)	Cap. Main 60T. Sub. 20T.	1	"
2075	Overhead travelling Crane.		1	
3274-	"	Cap. Main 50T. Sub. 20T.	1	2nd.
3275	"	Cap. Main 100T. Sub. 20T.	1	"

DECLASSIFIED E.O. 12065 SECTION 3-402/NNDG NO. 775013

3276	Overhead travelling Crane. (Girder & Rail.	Cap. Main 60T. Sub. 20T. L-400,000 mm)	1	2nd.
3277	Overhead travelling Crane.	Cap. Main 50T. Sub. 25T.	1	3rd.
3278	"	Cap. Main 150T. Sub. 30T.	1	2nd.
3279	"	Cap. Main 150T. Sub. 30T.	1	3rd.
3280	" (Girder & Rail.	Cap. Main 60T. Sub. 20T. Girder L-400,000 mm) Rail L-450,000 mm)	1	"
1231	Charging Machine.	Charging Cap. 5T. Lifting Cap. 10T.	1	1st.
1232	" (Rail)	"	1	2nd.
1234	Water-tube Boiler.	Takuma type. Max. effect press. 7 kg/cm^2	1	
1235	" (Chimney Steel).	"	1	
1236	Air compressor.	Vertical single cylinder. Cap. 13.6 m 3/min.	1	
2076	Overhead travelling Crane.	Cap. 20T.	1	2nd.
2077	"	Cap. 30T.	1	"
2081	" (Rail)	Cap. Main 50T. Sub. 15T.	1	"
2082	Overhead travelling Crane.	Cap. Main 150T. Sub. 30T.	1	1st.
2457	Melting Furnace. (Chimney Steel)	Cap. 70T. Ext. Dia. 2,300 mm) Height 51,000 mm)	1	

DECLASSIFIED E.O. 12065 SECTION 3-402/NNDG NO. 775013

2458	Gas Furnace.	Preheating for Ferro-alloy.	1	
2459	Melting Furnace. (Chimney Steel).	Cap. 70T.	1	
2460	Gas Furnace	Preheating for Ferro-alloy	1	
2461	Melting Furnace	Cap. 70T.	1	
2462	Melting Furnace. (Chimney Steel).	Cap. 70T.	1	
2467	Roasting Oven - Dolomite.		1	
2468	" - Lime stone.		1	
2470-2481	Gas Producer.	Dia. 3,060 mm H.T. 3,450 mm	12	
2482	Bucket conveyer	No. of bucket. 124 cap. 30T/H	1	
3370	Overhead travelling Crane.	Cap. 15T.	1	
3371	Gas Furnace		1	
3546	Overhead travelling Crane.	Cap. 30T.	1	
3721	Travelling Hoist. Run-Way Girder & Rail	Cap. 5T.	1	
1903-3203	Ladle.		1	Number of integrated facilities
2463	Ladle dryer.	4 gas nozzles.	1	
2466	Annealing Furnace.	Temp. 800C.	1	
2079	Overhead Travelling Crane.	Cap. 20T.	1	3rd.
2080	"		1	
3298	Overhead Portal Crane.	Cap. 50T.	1	
4784	"	Cap. 2T.		

DECLASSIFIED E.O. 12065 SECTION 3-402/NNDG NO. 775013

119	Condenser.	A.C. Cap. 250KVA 220V.	1	1st
120	"	"	1	"
114	Motor Generator.	Cap. 300KW. 720 r.p.m. 220V.	1	
116	Motor Generator.	Cap. 300KW. 720 r.p.m. 220V.	1	
1582	Transformer (Inside)	Cap. 200KVA 2200 - 210 V.	1	
1583	"	Cap. 200 KVA 2100 - 105 V.	1	
1584	"	Cap. 2000 KVA 2000 - 210 V.	1	
2377	"	Cap. 70 KVA 2200 - 420 V.	1	
2378	"	Cap. 70 KVA 2200 - 420 V.	1	
1979-1982	Transformer (Outside)	Cap. 300KVA 2300 - 2100 V. --220-210 V.	4	1st.
1983-1985	"	Cap. 100 KVA 2300 - 2100 V. --220-210 V.	3	2nd
1999-2001	"	Cap. 200 KVA 2200--210-105 V.	3	"
3555	Water pump.		1	"
1298	"	800 l/min. 4 kg/cm^2	1	
1299	"	"	1	

DECLASSIFIED E.O. 12065 SECTION 3-402/NNDG NO. 775013

1192-1194	Water pump (Hydraulic)	1000 kg/cm^2 Holizontal.	3	
1809	Water pump (Rotatory)	150 r.p.m.	1	
2300	"	8000 mm. Dia.	1	
3034	"		1	
727	Locomotive Crane	Cap. 5T. Gauge 1,423 mm.	1	
1269	Gantry Crane.	Cap. 7T.	1	
2516	Steam Locomotive.	Gauge 1,067 mm.	1	3rd.
3421	"	T.F. 1,800 kg. Gauge 1,067 mm	1	2nd.
3443	"	T.F. 1,000 kg.	1	"
3442	"	T.F. 800 kg.	1	3rd.
3430	"	T.F. 1,100 kg.	1	2nd.
3433	"	T.F. 2,600 kg.	1	"
3431	"	T.F. 3,000 kg.	1	3rd.
3432	"	T.F. 3,650 kg.	1	"
3440	"	T.F. 2,500 kg.	1	2nd.
3423	Electric Engine	T.F. 6,000 kg. Gauge 1,067 mm.	1	"
3424	"	"	1	"
3438	"	T.F. 2,800 kg.	1	3rd.
3444	Diesel Engine	T.F. 1,500 kg. Gauge 1,067 mm.	1	2nd.

DECLASSIFIED E.O. 12065 SECTION 3-402/NNDG NO. 775013

3446	Diesel Engine	T.F. 2,500 kg. Gauge 1,067 mm.	1	3rd.
3422	Tractor (Battery)	Hoisting Cap. 3T.	1	3rd.
3881	Electric Car.	Cap. 5T.	1	"
3883	Straight Trackage.	Gauge 1,423 mm. Wtof Rail 50 kg.	1	
3884	"	"	1	
3885	"	Gauge 1,067 mm Wtof Rail 30 kg.	1	
3886	Point	Gauge 1,423 mm Wtof Rail 50 kg.	1	
3887	"	" Wtof Rail 50 kg.	1	
3888	"	Gauge 1,423 mm. Wtof Rail 37 kg.	1	
3889	"	"	1	
3890	"	Gauge 1,067 mm. Wtof Rail 30 kg.	1	
3891	"	"	1	
3892	"	"	1	
3893	"	"	1	
3894	Crossing.	Gauge 1,423 mm. Wtof Rail 50 kg.	1	
3895	"	" Wtof Rail 37 kg.	1	
3896	"	Gauge 1,067 mm Wtof Rail 30 kg.	1	
4609	Water tank.		1	
4610	"		1	
4621	"		1	
4630	"		1	

DECLASSIFIED E.O. 12065 SECTION 3-402/NNDG NO. 775013

4631	Water tank.		1	
4632	"		1	
4898	"		1	
11-5(6)-7 (1G-10)	Air filter	Dia. of tank: 720 mm Dia. of pipe: 230 mm Filting cap.: 325 m^3/h.	1	
11-5(6)-7 (2G-10)	Air compressor Horiz.	Cap.: 600 m^3/h. Works press: 250 kg/cm^2	1	Oil pump, 6V belts, missing.
	Accessories: Air cooling tank	Dia. of tank: 1,320 mm Height of tank: 1,700 mm		
11-5(6)-7 (3G-10)	Motor - A.C. - Induction	3 Pha. 60 cyc. 2,200 V. 300 HP	1	Ammeter, Volt meter, Missing.
	Accessories: Main Oil Switch			
11-5(6)-7 (4G-10)	Air Purifier- Soda	Tested pressure: 22 kg/cm^2 Working pressure: 11 kg/cm^2 Dia. of pipe: 80 mm. Volume: 0.15 m^3	1	
11-5(6)-7 (5G-10)	Accumulator	Tested pressure: 250 kg/cm^2 Working pressure: 220 kg/cm^2 Volume: 0.17 m^3	1	

DECLASSIFIED E.O. 12065 SECTION 3-402/NNDG NO. 775013

11-5(6)-7 (6G-10)	Accumulator	Tested pressure: 350 kg/cm2 Working pressure: 230 kg/cm2 Volume: 0.15 m3	1	
11-5(6)-7 (7G-10)	Air dryer	Tested pressure: 350 kg/cm2 Working pressure: 230 kg/cm2 No. of bomb: 10 Each size: Dia. of bomb; 230 mm Height of bomb; 2,000 mm Volume; 0.08 m3	1	Bomb Missing
11-5(6)-7 (8G-10)	Oxygen separator	Tested pressure: 300 kg/cm2 Working pressure: 200 kg/cm2 Dia.: 1,100 mm. Height: 8,000 mm. Volume: 7.6 m3	1	Valve, Gauges, Missing.
	Accessories: Heat exchanger:	Dia. ; 1,100 mm Height ; 3,500 mm Volume ; 3.3 m3		
11-5(6)-7 (10G-10)	(2) Gas Holder-Oxygen.	Dia.: 2,200 mm Height: 3,100 mm Suction dia.: 90 mm Material steel plate.	1	
11-5(6)-15 (11G-10)	Gas compressor-Vert. Oxygen	Cap.: 430 l/hour Pressure: 300 kg/cm2 No. of cylinder: 5	1	

DECLASSIFIED E.O. 12065 SECTION 3-402/NNDG NO. 775013

11-5(6)-15 (12G-10)	Motor - A.C. - Induction.	3 Pha. 60 cyc. 2,200 V. 75 HP	1
11-5(6)-4783	Controlling Panel-Vert. Marble.		

Accessories: (1) Ammeter
(1) Voltmeter
(1) Oil Switch

TOTAL ..... 152 Items

DECLASSIFIED E.O. 12065 SECTION 3-402/NNDG NO. 775013

2. Building.

Area No.	Building No.	Name of Building.	Total Area (tsubo)	Construction	Remarks
First district of Kure naval arsenal, Amagasaki Area.	26-A	The third open hearth shop.	1,602.00	1st steel structure.	
	26-B	Yard.	492.00	"	
	26-C	Gas producer	280.72	"	
	26-D	Boiler room	62.92	"	
	30-B	Yard.	476.44	"	
	25	Warehouse.	4,265.00	"	
	24	"	3,297.25	"	
	23	Heat treating shop.	1,040.60	"	
	7	Substation	272.25	2nd rein forced	
	3-A	Warehouse	332.75	1st steel structure.	
	3-B	"	2,504.70	"	
	1-A	Oxygen producing plant	60.50	"	
	1-B	Warehouse	1,754.50	"	
	1-C	"	2,586.90	"	

DECLASSIFIED E.O. 12065 SECTION 3-402/NNDG NO. 775013

3. Land.

Area No.	Area	Remarks
First district of Kure naval arsenal Amagasaki area.	84,500 (tsubo) Karasu area.	Released by QG 804/12/4 Accn. 18-Mar-50.

DECLASSIFIED E.O. 12065 SECTION 3-402/NNDG NO. 775013

LETTER OF ASSENT

DATE. 15th July, 1950.

TO: The Ministry of Finance. Mr. Hayato Ikeda.

FROM: President of Nichia Steel Works, Ltd., Mr. Tokumatsu Tanaka.
Address: Tsurumachi 1 Banchi, Amagasaki City, Hyogo Pref.

SIRS: I, the undersigned, hereby assent for the Custodian of the Kure arsenal to take burden of the responsibility pertaining to maintenance of the reparation designated machinery and equipment, list of which is attached to the application herein, belong to the above arsenal, after the same were moved into the Kure plant Nichia Steel Works, Ltd.

Signed T. Tanaka

President Nichia Steel Works, Ltd.

Person who desires to use the reparation designated machinery and equipment.

DECLASSIFIED E.O. 12065 SECTION 3-402/NNDG NO. 775013



DECLASSIFIED E.O. 12065 SECTION 3-402/NNDG NO. 775013



DECLASSIFIED E.O. 12065 SECTION 3-402/NNDG NO. 775013

(1) Area of Land 84.500 tsubo

(2) Area of Building 16.310 tsubo

Details

Equipment	Area (tsubo)
Open Hearth Furnace	2.160
Office	370
Blooming Mill	1.770
400 m/m Strip Mill	1.770
200 m/m Hoop Mill	1.770
Middle Section Mill	1.770
Repairing Shop	665
45 m/m Hoop Mill	700
Sub - Station	190
Cold Strip Mill	1.150
Tinning Shop	1.100
Warehouse	1.140
Besides	1.755
Total	16.310

(3) Area of with-drawal building 3.400 tsubo

Supplementary equipment

No.2 Ware House 6[illegible] tsubo

No.6 200 m/m Hoop Mill 1303

No.11 45 m/m 2[illegible]12

Total 4665

DECLASSIFIED E.O. 12065 SECTION 3-402/NNDG NO. 775013

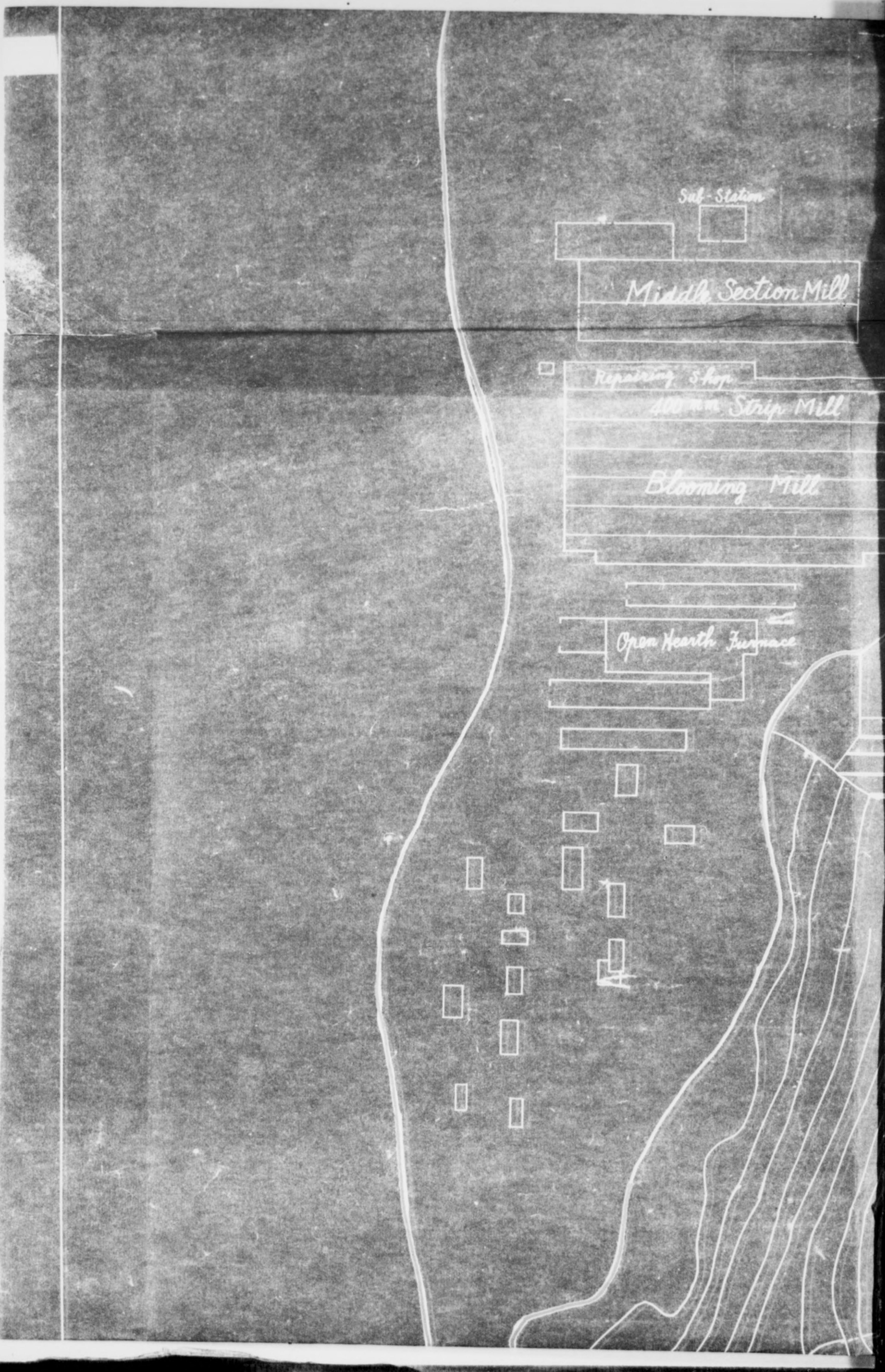

DECLASSIFIED E.O. 12065 SECTION 3-402/NNDG NO. 775013

DECLASSIFIED E.O. 12065 SECTION 3-402/NNDG NO. 775013

Supplementary equipment

No 2 Ware House 6 [illegible] Timber

No 6 200 mm. Hoop Mill 1303

No 11 44 mm 25.2

Total 4665

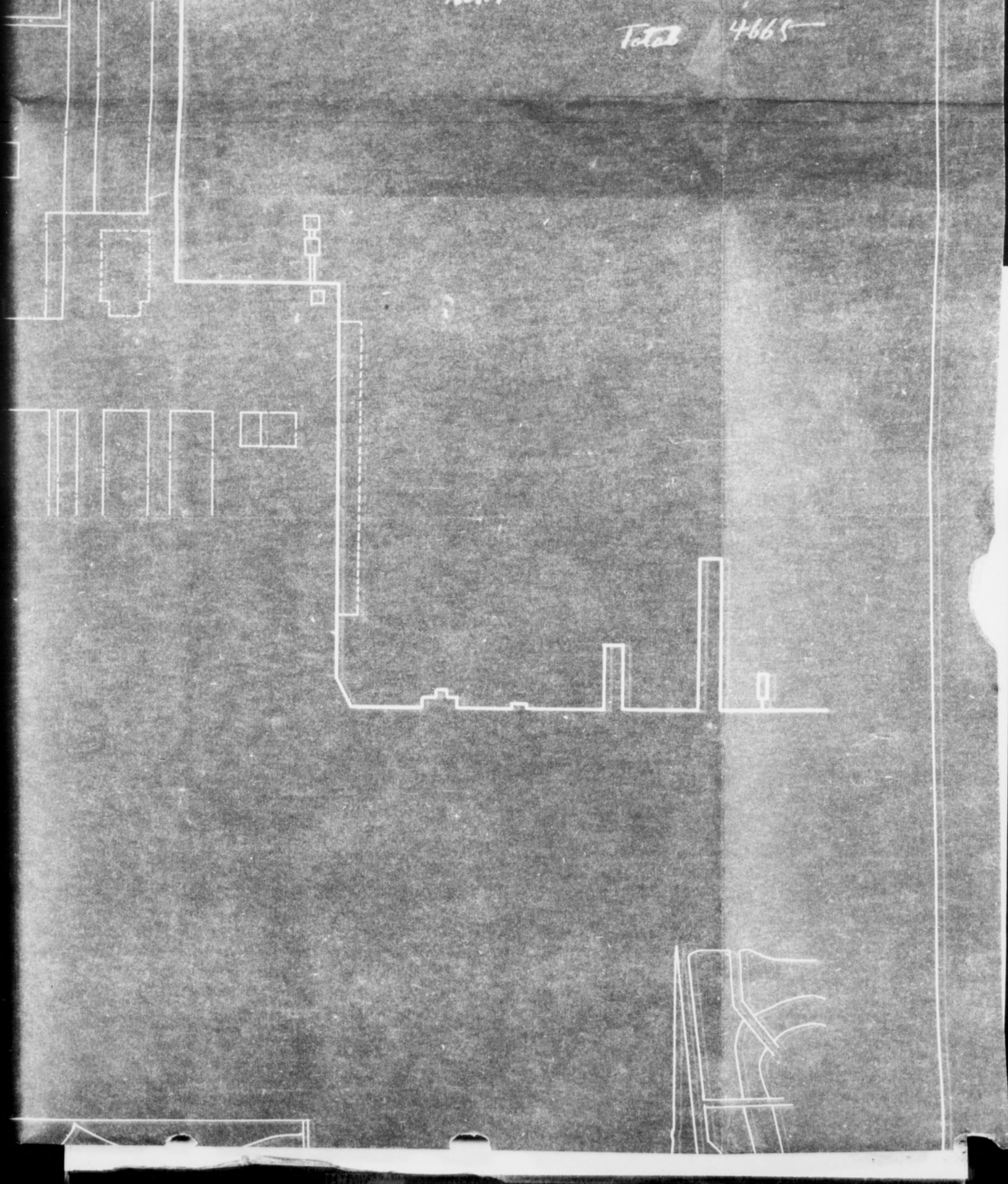

DECLASSIFIED E.O. 12065 SECTION 3-402/NNDG NO. 775013

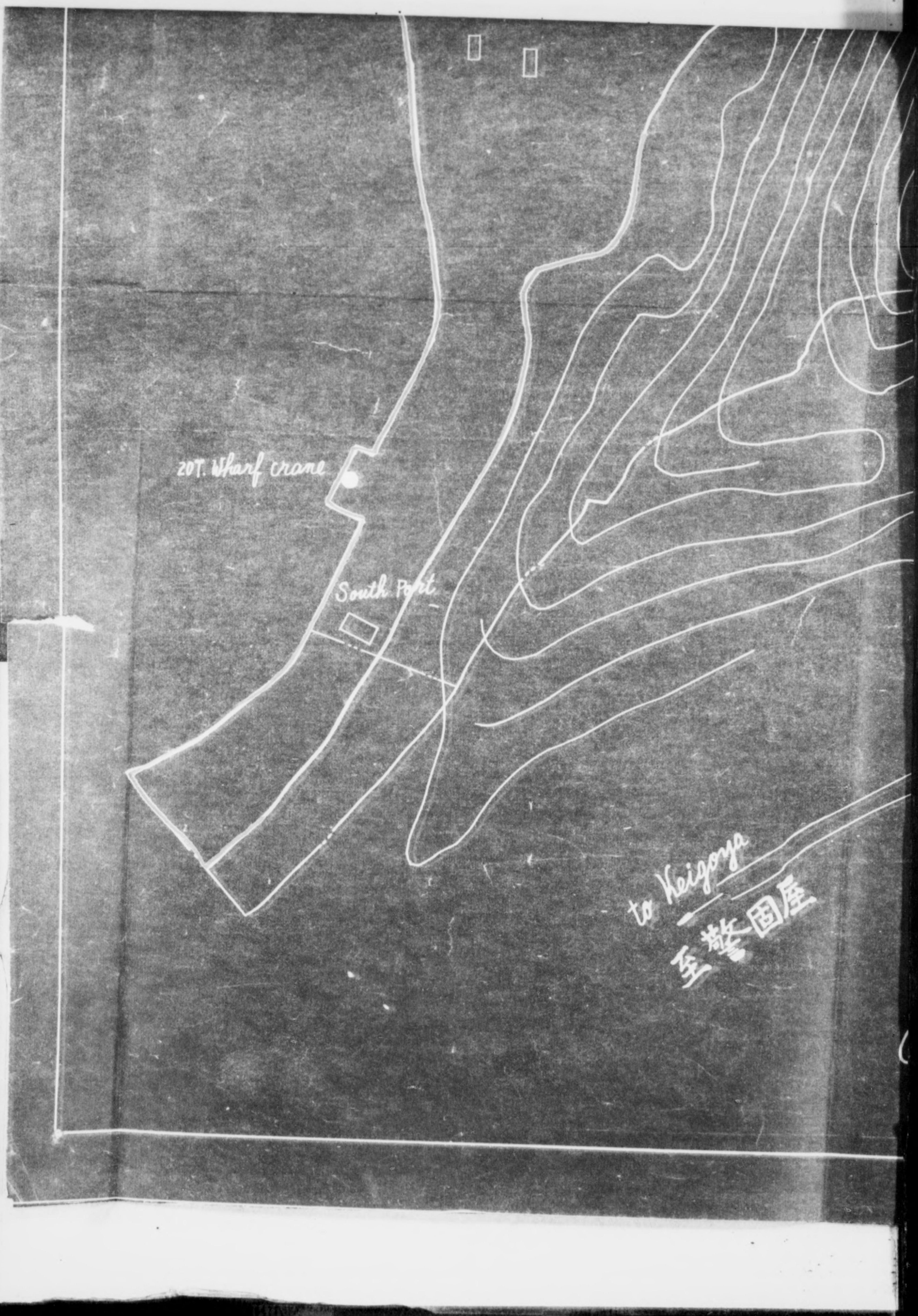

DECLASSIFIED E.O. 12065 SECTION 3-402/NNDG NO. 775013

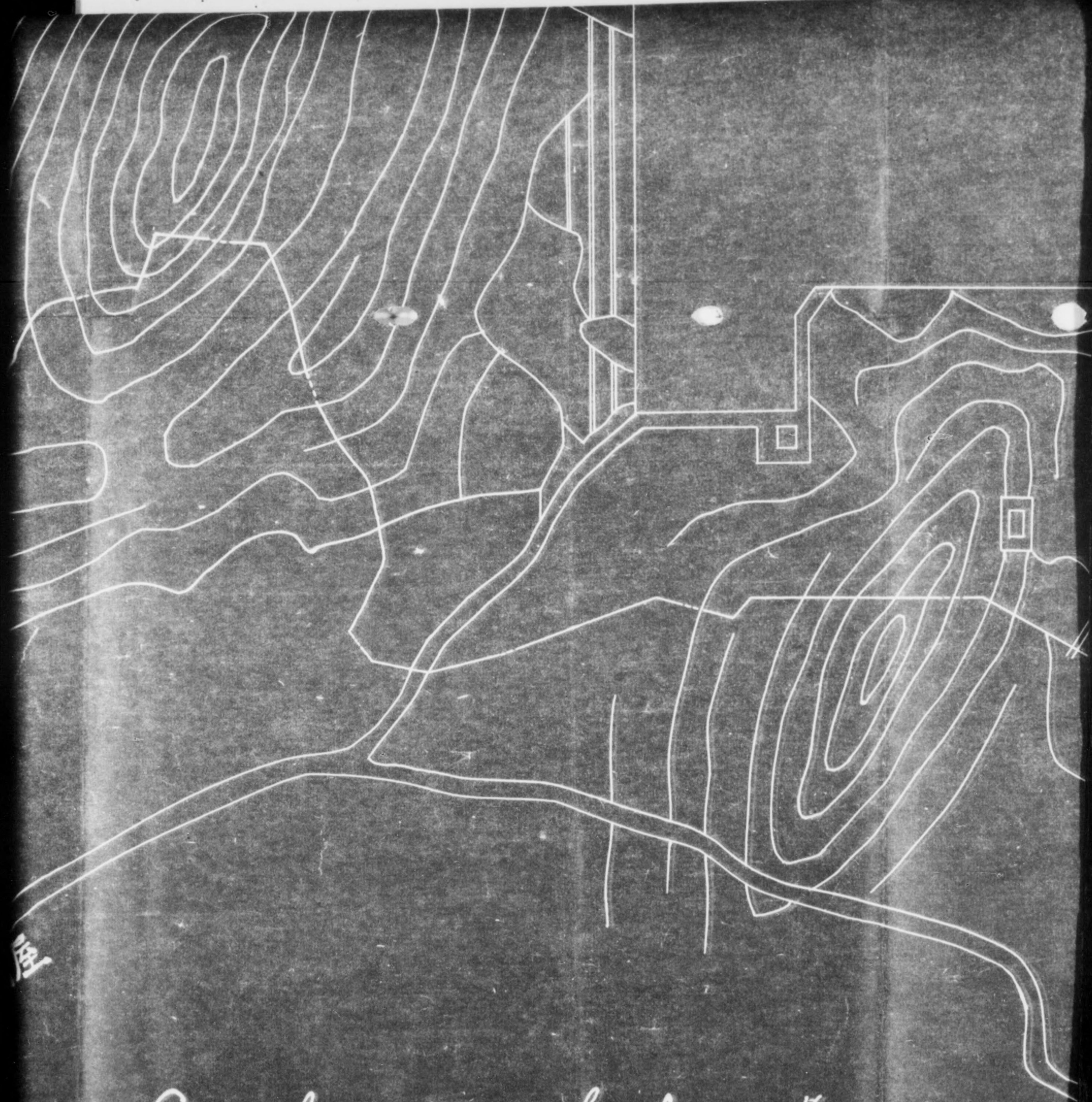

General arrangement of shop in Kure

DECLASSIFIED E.O. 12065 SECTION 3-402/NNDG NO. 775013

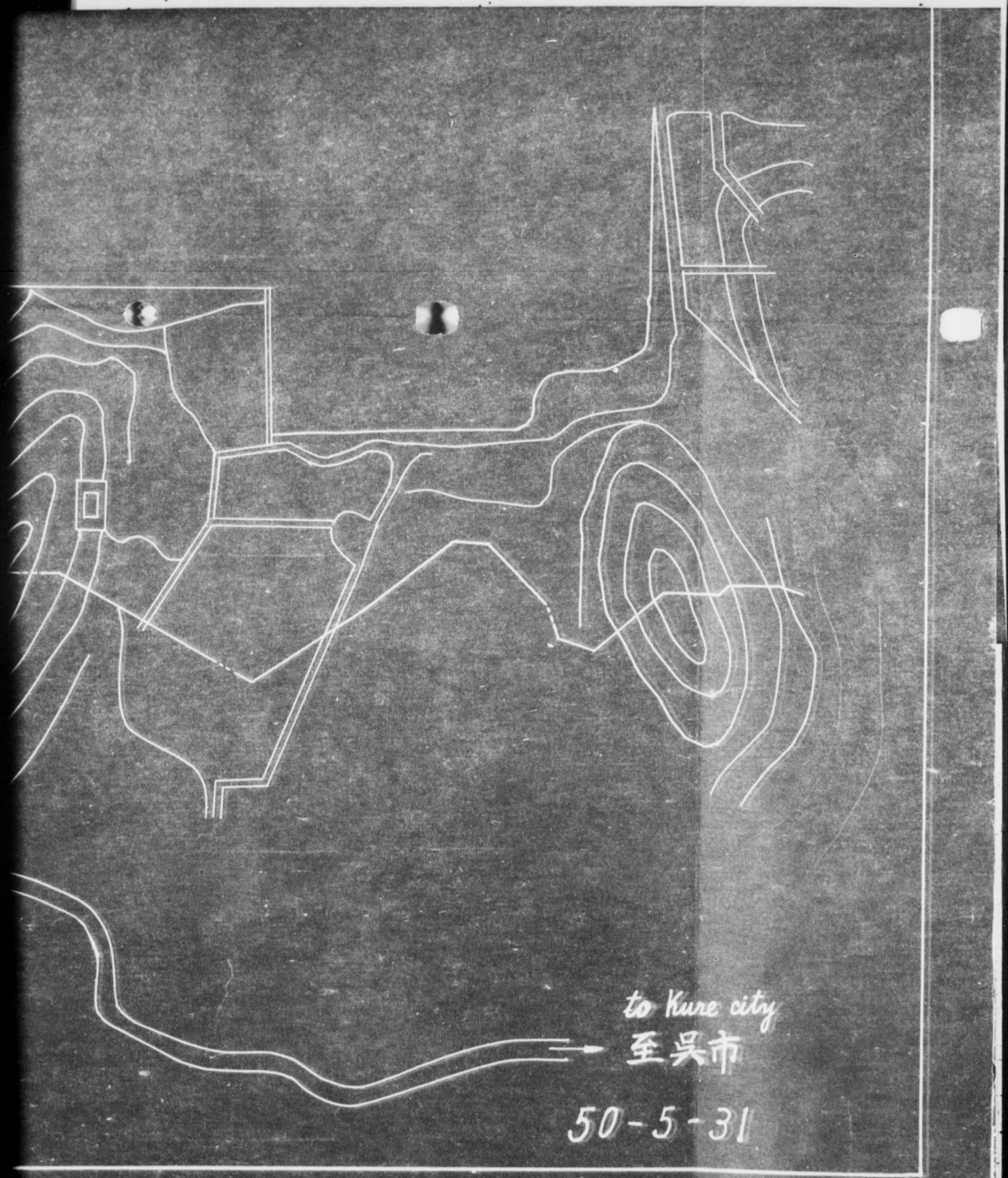

DECLASSIFIED E.O. 12065 SECTION 3-402/NNDG NO. 775013

HEADQUARTERS
CHUGOKU CIVIL AFFAIRS REGION
APO 182
BUCK SLIP

2 Aug 1950

FROM: Adm

TO : (NUMERICALLY) (INITIAL THRU YOUR NUMBER)

2 CHIEF	1 ECON RSH 14D
3 DEPUTY	L&G
HQ COMD	CI
ADM ASST	CE
PERS	PH
SP O CLK	PW
SUP-IND LAB	TRANS
MC	MESS
APO 182	

FOR: ___ SEE ME

RSH 1 ACTION 2-3 INFORMATION

___ COMMENTS ___ APPROVAL

___ SIGNATURE ___ PROOF READING

___ FWDG IND ___ LTR REPLY

___ YOUR COPY 4 CENTRAL FILES

MIMEOGRAPH IN ___ COPIES

REMARKS:

DECLASSIFIED E.O. 12065 SECTION 3-402/NNDG NO. 775013

MESSAGE FORM

Date - Time of origin

FROM : BCOF 24 1500 K

TO : SCAP
8TH ARMY
CHUGOKU CIVIL AFFAIRS

INFO : NOIC KURE

QQ 3486 RESTRICTED (.) FOR ESS AS AUTHORISED TELECON OVERTON/FERGUSON 24 AUG BCOF WILL USE HARIMA DOCKYARDS FOR EMERGENCY REPAIRS NECESSITATED BY CURRENT OPERATIONS DESPITE SCAPIN 2103 (.) THIRD ADDRESS PLEASE MAKE NECESSARY ARRANGEMENTS WITH HARIMA IMMEDIATELY

11-5-(5) Sec II

Internel Distribution :
Q Maint
Q Acen
Engrs

This message may be sent AS WRITTEN by any means except Wireless

Aug 50

Signed W/Cdr

Originator's Instructions
Degree of priority

~~IMPORTANT~~

ECON 1389

7471

DECLASSIFIED E.O. 12065 SECTION 3-402/NNDG NO. 775013

B.C.O.F.
QG/469.4/Maint
28 AUG 50.

Subject : AUTHORISED USE OF REPARATIONS EQUIPMENT

Commanding General
HQ Eighth US Army
APO 343

Copy to : Chugoku Civil Affairs Region.

1. Authority is requested for the temporary authorised use of the following reparations equipment,

(a) Code Number : 11 - 6 (236) - 1

Nomenclature : Overhead Swing Lathe
420 cm x 150 cm x 132 cm
with 7 HP elec motor, 250 volt,
3 phase, 1400 RPM
Maker SHOUN KOSASU.

(b) Code Number : 11 - 5 - (7) - 827

Nomenclature : Vertical Radial Drill with
5 HP, 220 Volt, 3 phase
electric motor
Maker, Wakayama.

2. The equipment is located in a reparations storage warehouse at HIRO, and is required for use by BCOF Engineer Regiment.

approved by telephone
Mr Woodward 26 aug 50
RHS

(D.G. McKENZIE) Lt-Col.
for Lieutenant-General.
Commander-in-Chief.
British Commonwealth Occupation Force.

ECON 1411

11-5-(7) Acc II

7400

DECLASSIFIED E.O. 12065 SECTION 3-402/NNDG NO. 775013

HEADQUARTERS
CHUGOKU CIVIL AFFAIRS REGION
APO 182

CCAR 386.7 (D-St) 25 August 1950

SUBJECT: Authorized Use of Reparations Equipment - 11-5(5)-9734

TO : General Officer
Commanding British Commonwealth Occupation Forces
Kure, Honshu

1. Reference your letter CS/850/6/7/Proc, 24 August 1950, subject: "Transfer of Pontoon 11-5(5)-9734 from Harima to HMAS Commonwealth".

2. Harima has been directed to remove at their expense their privately owned salvage equipment, now on subject pontoon, and put the pontoon into condition for transfer to the British Commonwealth. Mr. Morikawa of Harima estimates that they will require two (2) weeks to accomplish this.

3. They were informed that further modifications to the pontoon as required by HMAS Commonwealth would be subject to procurement demand.

C. N. BAILEY
Colonel, Inf
Chief

11-5(5)
Sec II
Subject File
RH

DECLASSIFIED E.O. 12065 SECTION 3-402/NNDG NO. 775013

HEADQUARTERS
CHUGOKU CIVIL AFFAIRS REGION
APO 182
BUCK SLIP

24 Aug 1950

FROM: [signature]

TO : (NUMERICALLY) (INITIAL THRU YOUR NUMBER)

2 CHIEF	/ ECON
DEPUTY	L&G
HQ COMD	CI
ADM ASST	CE
PERS	PH
SP & CLK	PW
SUP-IND LAB	TRANS
MC	MESS
APO 182	

FOR: ____ SEE ME

1 ACTION 2 INFORMATION

____ COMMENTS ____ APPROVAL

____ SIGNATURE ____ PROOF READING

____ FWDG IND ____ LTR REPLY

____ YOUR COPY ____ CENTRAL FILES

MIMEOGRAPH IN ____ COPIES

REMARKS: This was hand carried to Economic Section

[signature]

DECLASSIFIED E.O. 12065 SECTION 3-402/NNDG NO. 775013

BRITISH FORCES COMMONWEALTH

HEADQUARTERS
QG/850/6/7/Proc
24 Aug 50

Subject : TRANSFER OF PONTOON 11-5-(5)-9734 FROM HARIMA TO HMAS COMMONWEALTH

Civil Affairs
8th Army Procurement Section KURE
HMAS Commonwealth

1. Poontoon No. 11-5-(5)-9734 which is at present held by HARIMA is urgently required by HMAS Commonwealth. So that another pontoon may be released to COMNAVFE.

2. Authority for release of pontoon 11-5-(5)-9734 is contained in FEC letter AG 387.6 of 22 May copy attached.

3. The following action is required :

(a) Will Civil Affairs direct HARIMA to remove their salvage equipment from the pontoon and put the pontoon back into the same condition as they received it from BCOF without charge.

(b) Will Engrs make a work order against JPNT 702 and DA SPB to make such further modifications to the pontoon as HMAS Commonwealth may require.

(c) Will 8th Army Procurement Section KURE ensure that this matter is handled as expeditiously as possible. It would seem that as HARIMA are doing some of the work that it would be better if possible that they did the lot, but if this is likely to cause delay the appointment of another contractor would be preferable.

4. Will any addressee who strikes any snage please telephone W/Cdr FERGUSON 22115.

L. Ferguson. W/Cdr
(C. FERGUSON) for Lieutenant General
Commander in Chief
British Commonwealth Occupation Force

Internal Action :
Engrs - action para 3(b)

7512

Econ 1383

DECLASSIFIED E.O. 12065 SECTION 3-402/NNDG NO. 775013

C O P Y

Ltr, Hq, BCOF, QG/463/Maint, subj: Transfer or Reparation Equipment, 22 May 50

AG 387.6 (22 May 50) Gd 2d Ind

GENERAL HEADQUARTERS, FAR EAST COMMAND, APO 500

TO: Commanding General, Eighth Army, APO 343

1. Allocation Advice 75, this headquarters, 8 July 1950, allocated ¥3,319,000 to your headquarters to defray the cost of rehabilitating a suitable pontoon barge to replace item 11-5-(5) 14823 currently in use at the Yoshiura Petroleum Terminal but desired by the Navy at Yokosuka.

2. It is requested that your headquarters take necessary action to procure a suitable barge for use at the Yoshiura Petroleum Terminal and to effect the release of item 11-5-(5)-14823 to the Commander, Fleet Activities, at such time as the replacement barge is available and under conditions that will not prejudice operations at the Yoshiura Terminal. In this connection the use of item 11-5-(5)-9734 is authorized on a temporary loan basis if required at the Yoshiura Petroleum Terminal to replace item 11-5-(5)-14823.

3. Direct coordination between Eighth Army and Fleet Activities, Yokosuka, incident to arranging the details of the transfer is authorized.

BY COMMAND OF GENERAL MacARTHUR:

1 Incl
n/c

Copies furnished:
GOC, BCOF, Kure, Japan
COMNAVFE, Navy No. 1165

H. FRAZIER
Captain, AGD
Asst Adj Gen.

DECLASSIFIED E.O. 12065 SECTION 3-402/NNDG NO. 775013

Copy

APPLICATION FOR MOVEMENT AND AUTHORIZED USE OF DESIGNATED REPARATION MACHINERY AND EQUIPMENT

Date: 4 July 1950

To : Minister of International Trade and Industry

From : Kure Seito Sho, Ltd.

Address: No. 9, 5-chome, Yoshiura-shinmachi, Kure City

1. Name, code No. and location of the Plant which intends to use designated reparation machinery and equipment.

Name of the Plant	Code No.	Location
Kure Seito Sho, Ltd	None non-reparation	No. 9, 5-chome, Yoshiura-shinmachi, Kure City

2. Name, code No. Category and Location of the Plant where designated reparation machinery and equipment to used actually exsit.

Name of the Plant	Code No.	Category	Location
Kure Navy Arsenal	11-5(6)-	Arsenal	Kure City
11th. Naval Aero. Arsenal	11-6(8)	Arsenal	Hiro-machi, Kure City
"	11-6(10)	"	"

3. List of designated reparation machinery and equipment to be moved and used.

Inventory No.	Name of Machinery	Quantity	Brief Specification
11-6(8)- 1	Surface grinder	1	Complete
11-5(6)- 484	Vertical grinder	1	"
11-6(10)-315	"	1	Parts missing
11-5(6)-1002	Hydraulic press	1	Complete, with one motor & pump
11-5(6)-1713	"	1	Complete
Total :		5	

MANUFACTURING INDUSTRY AND FILE 11-5(6) Sec II

DECLASSIFIED E.O. 12065 SECTION 3-402/NNDG NO. 775013

4. Necessity for movement and use of machinery and equipment: As grinding stones have been produced on the process of manual pounding or manual pressing and depended completely upon the primitiv manufacturing process by human power, the quality of the products is quite different according to the skill of the labor. Thus the improvement of the grinding stones are hereby attained. It has been planned to mechanize the production process to better the quality and to increase the quantity of the products. However such machines as required for this purpose were strictly controlled during the war and none of them were allocated to companies which manufacture only secondary products like our company. This is the reason why the above plan has not yet been realized in our plant. The machines applied hereby for movement and authorized use meet completely our demand in their type, size, capacities etc. and can compose a best manufacturing unit together with our existing equipment. By using the applied machines the production of our plant will be raised by three times higher than the present one. In addition thereto the super-hard grindstones can be produced which could not be made. The applied machines cannot be presently obtained from other sources than to make them anew. The new manufacture of the machines cannot be paid under the present financial conditions of our company. The applied machines are very closely located from our plant and it is quite economical to remove the machines for the operation in our plant.

Signed M. Takahashi
MITSURU TAKAHASHI
President & Director
Kure Seito Sho, Ltd.

DECLASSIFIED E.O. 12065 SECTION 3-402/NNDG NO. 775013

LETTER OF ASSENT

Date June 21, 1950

To : Minister of Finance

From: Kure Seito Sho, Ltd.

Sirs:

I, the undersigned, hereby, assent for the custodian of Kure Navy Yard (11-5(6)) and 11th Naval Aeronautical Arsenal (11-6(8), 11-6(10)) to take burden of the responsibility pertaining to maintenance of the reparation designated machinery and equipment, list of which is attached to the application herein, belong to the above arsenal, after the same were moved into Yoshiura Plant Kure Seito Sho, Ltd.

Signed..... M. Takahashi

MITSURU TAKAHASHI
President & Director
Kure SEito Sho, Ltd.