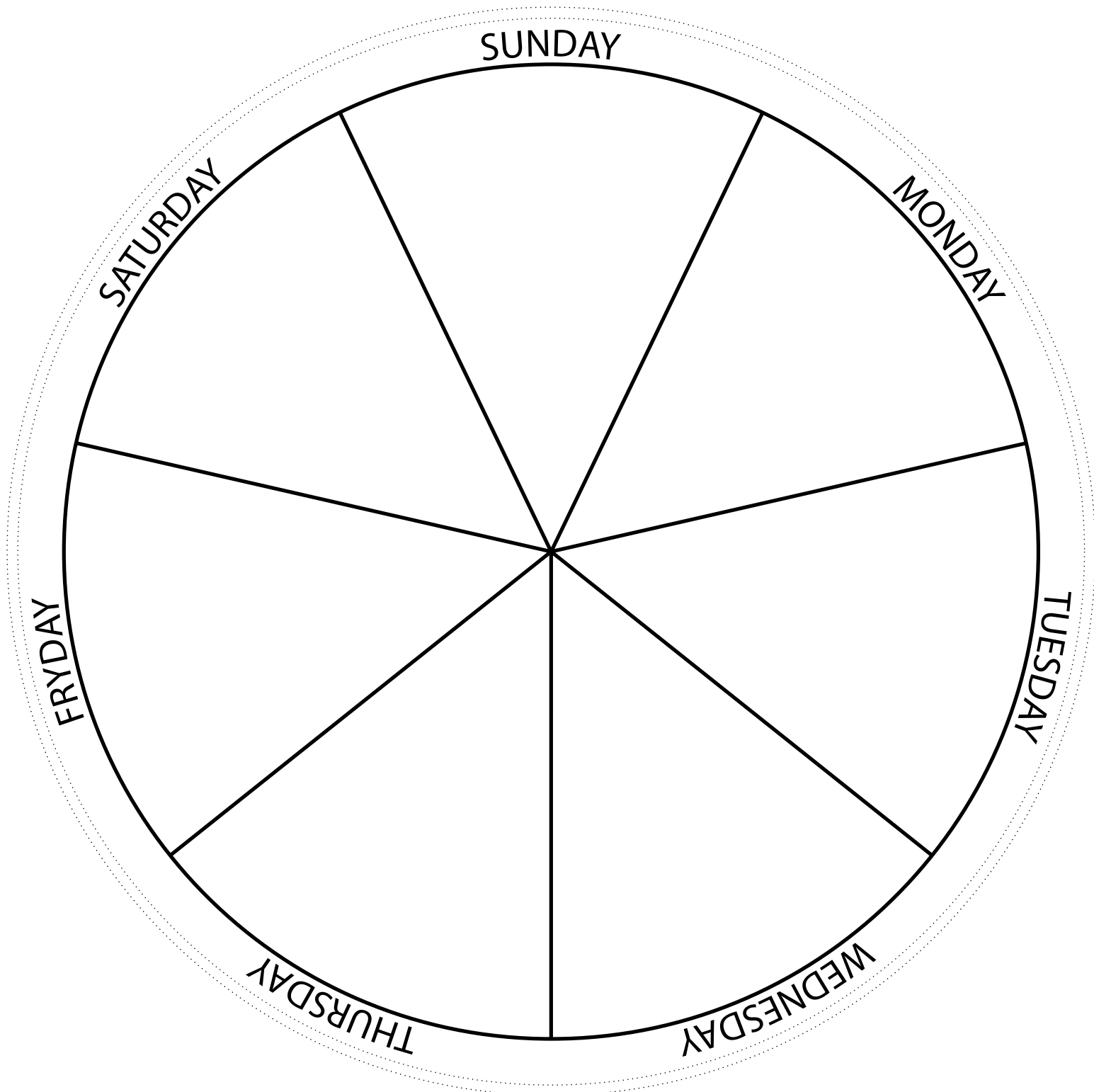


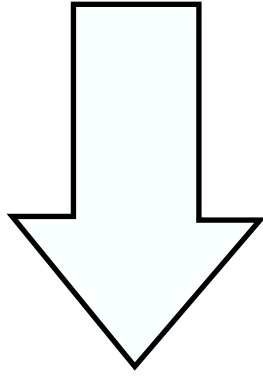
The Weekwheel with day labels

The Weekwheel is a help for kindergarten children to get to know the week and the days of the week. The children draw or paint on each day the regular events, which are important for them. This helps them to orient themselves in the week and to learn the weekdays and their order. On the last page of this pdf you see an example of how it works.

Getting started:

1. You print this Page
2. You explain to the child how it works.
3. The child draws or paints the important regular events on each day.
4. You or the child cut out the Weekwheel with scissors.
2. You print out the page with the arrow too.
3. You pin first the arrow-page on to a wall.
4. You pin the Weekwheel on to the arrow-page.

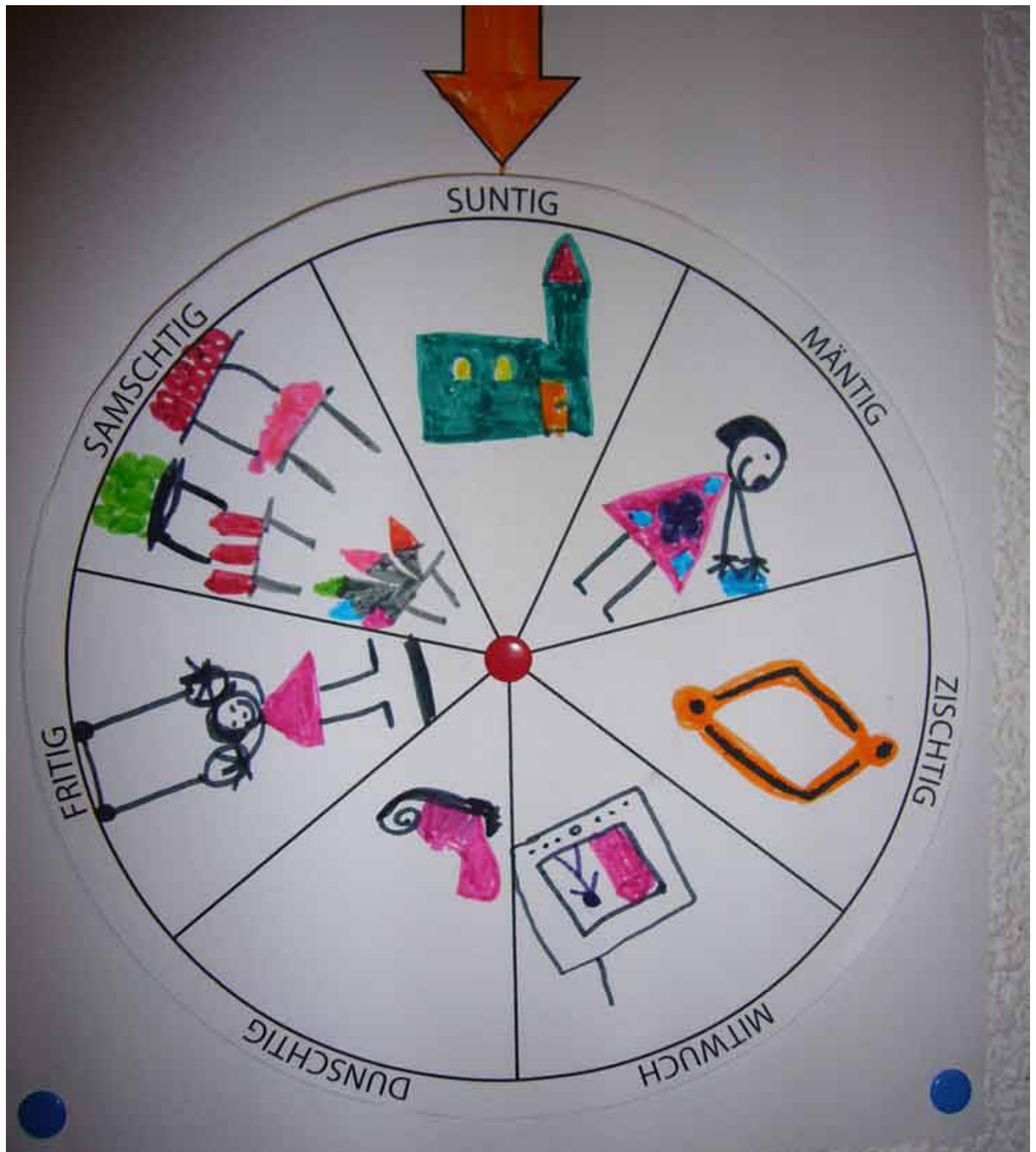




o

Picture of an example of the Weekwheel

The Weekwheel you see below is the one of my 6 year old daughter. She turns it forward every day and uses it to orient herself in the week. So she always knows how many times she has to sleep until she will be allowed to watch a movie again (Mitwuch) etc. The Weekwheel below is a Swiss-German version.



The Weekwheel without day labels

If the child is already able to write, you can take the Weekwheel without day labels.
Further information to get started you can find on the page „The Weekwheel with day labels“.

