

Historic, Archive Document

Do not assume content reflects current scientific knowledge, policies, or practices.

52,83

157

The Orchard
The Garden
The Landscape



C A T A L O G

(THIRD EDITION)

The John S. Kerr Nursery Co.
(INCORPORATED)

P. O. BOX, 768

Sherman, Texas



OUR MESSAGE, THE KERR STORY

TO our thousands of progressive, discriminating, appreciative customers throughout the Southwest, who have been planting our Trees for Fruit, Shade and Flowers, as well as to all other lovers of Trees and Flowers, we come with confidence offering you the advantages of our well proven horticultural products, as well as our new discoveries and new creations. We gladly announce that we are better than ever prepared to supply you with choice, up-to-date Trees and Flowers, including the cream of all offerings, and the introduction of many new varieties of our own.

RETROSPECTIVE

To those not familiar with the KERR STORY, permit us to give this concise resume of events:

In 1866, looking away from stock farming toward cultivating Fruits and Flowers.

1874, starting the Commercial Nursery and Orchards at McKinney, Texas, by A. W. and J. S. Kerr.

1884, moving the business to Sherman, Texas, and planting ample test orchards.

1889 to 1906, the taking over and operating the business alone by Jno. S. Kerr and incorporating the Commercial Nurseries and Orchard Co. with important test orchards in the Red River Fruit Belt (from which our propagating buds and scions are carefully selected).

1906, liquidating the above company and consolidating with Texas Nursery Co.

1916, organizing the Jno. S. Kerr Nursery Co.

1925, on Oct. 4, of this year, Mr. Jno. S. Kerr was called home to his last reward. Southwestern Horticulture suffered a very distinct loss in the passing of this Great Leader, but we are glad to say that his work has not wholly ceased. We rejoice that it is our privilege to carry this work on. Being so closely associated with Mr. Kerr in the work for many years, we feel that we had a wonderful opportunity to grasp his vision and to learn his methods thoroughly. It is our earnest purpose to keep his principles of right ever before us and carry the work forward in the spirit that he would approve.

J. V. SMITH, Manager.



Pear Trees on Our Grounds, Planted 36 Years Ago. Still Bearing Heavily.

THE KERR QUALITY OF OUR TREES AND PLANTS

WE realized at the outset of our work the prime necessity of producing Fruits, Flowers, and Ornamentals adapted to our peculiar southwestern needs, and that these could not to any great extent be secured from among old favorites from the North and East, the failures of which have cost our planters thousands of dollars, and much valuable time wasted, besides encouraging the pessimist's, of former days, slogan: "You can't grow Fruits and Flowers in Texas."

We have devoted much time, space and earnest effort in originating and in testing classes and varieties of both Fruits and Ornamentals with marked success, and thereby have built up our stocks "to the manner born," as it were, and despite discouragements and difficulties, have acquired a degree of success of which we are justly proud, our work, we feel, proving a blessing to our thousands of appreciative customers. The Kerr Quality of our Trees and Flowers, we submit is of consequence.

OUR PREFERRED STOCK

Dividends on our investments is a prime consideration, and it is good Americanism, too. The creations of our lifelong labors, products of our tenderest care and devotion, we confidently tender to Tree and Plant lovers as ranking alongside the best preferred stock obtainable, returning to investors in same sure, cumulative and princely dividends, in Tree and Flower comforts and beautification, as well as in intrinsic values.

Grateful for the abundant patronage of the past, we pledge our continued efforts and our increased ability to serve you in the future.

A HALF CENTURY OF PROGRESS

"He who serves most lives best" has been our life-long principle, we are happy and content in the belief that our work has been and continues a factor in molding and educating the public mind toward Horticultural Progress in the highest sense, and in providing the means for the promotion of the esthetic tastes, as well as of healthfulness of wholesome fruits, and, although well advanced in life (born in 1847), yet blessed with clear vision, active physical and mental powers, and an abiding love for our chosen work, we have reduced the work under our immediate control so that we may keep it within our grasp and personal supervision, thus closing out life in our chosen work of Texas Horticulture. We are fortunate, too, in having with us J. V. Smith, who since 1902 has grown up in our connection and is imbued with the same high purposes, also with us other young men, all full of inspiration and co-operative service. Your best interests in Horticulture is our constant aim.

TO OUR PATRONS

PRICES IN THIS CATALOG supersede all former prices and are made as low as good stock can be supplied.

TERMS ARE CASH with order, except where arrangements are made otherwise.

WE GUARANTEE OUR STOCK to be true to name and label and in good condition when shipped. In case it proves otherwise, on proper proof, we, the Company, agree to replace same, or refund the price paid for same, as we may elect, and it is agreed between us and the purchaser that no further recourse for damages is to be had on us. We do not guarantee nursery stock to be kept in good condition and to live after delivery to the purchaser; that devolves upon the purchaser.

MISTAKES, if they should occur, must be reported promptly on receipt of the stock to be corrected. We cheerfully make proper corrections.

OUR PACKING IS SKILLFULLY and well done.

SHIPPING INSTRUCTIONS should be plainly given, otherwise we will use our best judgment, without assuming any risk, or the cost of freight charges, which belong to the customer.

WE PAY EXPRESS or freight charges on orders accompanied with cash to cover prices herein, to amount of \$5.00 or more within a distance of two hundred miles; amounts of \$10 or more for distances of two hundred to one thousand miles. For distances of over 1,000 miles and on orders of less than \$5, express or freight to be paid by purchaser unless by special agreement.

PARCEL POST gives you A NURSERY AT YOUR DOOR truly. We can ship up to fifty pounds within 150 miles, and 20 pounds

any distance. TO YOUR DOOR. Postage paid by us on orders of \$5 or more, for a less amount add 25c for postage.

NUMBERS. Including Early Wheeler, 50 to 600 at the rate per 100; 6 to 50 at the rate per dozen; less than 6 at the single rate. The smaller-grade trees are recommended especially in orchard planting.

WE REFER by permission to the Merchants and Planters National Bank, Sherman, Texas.

CARLOAD lots and other large orders are solicited. We are able to give you especially good service on heavy contracts for parks, commercial orchards and such.

SELECTION OF VARIETIES—To many varieties offered—many duplicates. We give the cream, the best of each class.

NO SCALE OR DISEASE

Our nurseries are inspected annually by the Department of Agriculture. A certificate of the State Inspector is attached to every package we ship. We use every precaution to prevent diseased trees. If, by any oversight of ours, unsatisfactory trees get into the package, we should be advised promptly and the matter will be corrected.

See list of Horticultural Books on page 29.

SELECTIONS MADE FOR OUR CUSTOMERS

We will observe, as far as possible, in filling orders the selections made by our customers, when practicable it is well to name second choice, or give us liberty to substitute similar varieties in case those selected are exhausted. All articles will be labeled with the true name. Selections left to our mature judgment in whole or in part, will have the benefit of our most careful filling.



Our Office and Shed, Erected 1926.



An Effective Base Planting with Open Lawn.

OUR LANDSCAPE DEPARTMENT

THE rapidly increasing demand for successful ornamental trees and plants is also accompanied by a desire for a proper up-to-date laying out and arranging of the same to give pleasing effects. In other words there is an increasing demand for Landscape Architecture. It is being recognized that it is just as important to have an up-to-date landscape plan for the outdoor surroundings of the house as for an architectural plan for the house itself, or for a competent decorative plan for the inside.

In view of all this we have studied closely Landscaping in general. We have visited and observed the most advanced Landscape enterprise of the more advanced North and East, and have given a life study and labor to the securing and the proving of varieties of Trees, Plants, etc., suited to our conditions, and that will enable our gardens and grounds to rival if not surpass those of the older sections. Success along this line can never be secured by using the old favorite plants from the North and East, which we have proven cannot stand our rigorous southwestern climate. We are prepared to furnish the line of plants which are more suited to our needs and conditions, many of which not only equal but surpass the eastern and northern plants.

THE VALUE OF OUR SERVICES

We offer our best services to our friends and patrons in solving their Landscaping problems of every kind. In making plans and specifications, and in making proper selections of and furnishing the necessary trees and plants. A few trees and plants properly arranged may be made more effective and give more pleasure than a much more elaborate investment poorly handled.

For Landscape Plans we charge from ten to one hundred dollars each, owing to the time and labor involved. Against this charge we credit ten per cent of the amount of the nursery stock bill we are called upon to supply, and which may reasonably cover the charge for plans.

Write us your problems, giving rough sketches of your grounds and we will gladly advise you, without cost, our ideas of the best treatment for same.

QUALITY TREES SINCE 1874



FRUIT DEPARTMENT

DIVISION OF FRUIT BELTS

FIVE cardinal divisions of Fruit Belts may be observed in determining the adaptability of fruits and other trees to various sections. We designate them as follows:

Section A—The great Red River, or Central Southern District, lying south of the Ozark mountains and north of Central Texas or from about Waco, and extending from the one hundredth meridian (about Abilene, Texas), eastward to the Atlantic coast. This is the great central, southern fruit belt in which a large and varied list of fruits and trees of every kind are perfectly at home, such as the Pecan, the Black Walnut, the North China type of Peaches, the Japanese and the Chickasaw types of Plums and their various crosses. The Chinese type of Pears, the Jonathan and other southern types of Apples, the Japanese Persimmon, the American Grapes, the Blackberry, Dewberry and Strawberry, the Tea Rose in great variety, the Crane Myrtles, the Magnolia Grandiflora, Cedrus Deodara, Yellow Pine, etc.

Section B—The North Central or Ozark Belt. Covering that great and prolific section including the Ozark mountain country and northward to the Great Lakes and east of the Rocky Mountains to the Atlantic. Producing largely the same lines as Section A, with a decided tendency toward those requiring a colder habitat, such as the Persian strains of Peaches, Crawford and Heath Cling types, the European types of Plum, such as Green Gage, Yellow Egg, etc., the Cherries, Morellos and Dukes, European

Pears, Baldwin, Spy and other northern Apples, Grapes, Berries. The Hybrid Perpetual Roses, the Spruce, the Firs, etc.

Section C—The Elevated, Western, Semi-arid Belt. That great elevated plateau, west of the one hundredth meridian, growing largely the same classes as section B, with the Vinifera or California Grapes added.

Section D—The Coastwise Belt. Adapted to the Pecan, the Spanish, and the Peento types of Peaches and a few of the Chinese types, the Japan and the Hybrid Plums, the Fig, Pomegranate, Japan Persimmons, Chinese Pears, the Orange, Lemon and Grapefruit, all berries in great profusion. The Tea Rose, the Cape Jasmine, the Oleander, Magnolia Grandiflora, the Live Oak.

Section E—The Pacific Coast Section. All that great district west of the Rocky Mountains and especially near the Pacific Coast has made records in Fruit, Flower and Tree growing, surpassing, in some respects, every other section of the world. Here Oranges, Grapefruits, Lemons, Figs, Olives, Apples, Pears and Quinces, Grapes, Wines, Grape Juices, Peaches, Plums, Apricots, Prunes, Almonds, Walnuts, etc., vie with the best sections of the world. Neither may we omit here Roses and other Flower Gardens, her Palms, her Sequoyahs and other Big Trees.



PEACHES

IN our section of the Southwest, the Peach holds first place among domestic and commercial fruits, hence we give it first place in our catalog. We have originated and tested many varieties; our lists and our nurseries offer you the cream of all offerings, and some superior new ones. Our principal propagation is of sixteen to twenty choice varieties. Why should not every orchard use only THESE BEST TO BE HAD? These cover the season from May to October.

The North China type predominates largely in our offerings, being more universally adapted to the Southwest, especially in Section A, as outlined above, with a share of the Persian type, which have proven successful here.

A complete succession of luscious peaches at small cost, fresh from the trees, in your own garden, may be had during five or six months of the year, and the same canned or preserved for the remainder of the year, nothing more healthful or delightful.

VARIETIES

Listed in Order and Approximate Time of Ripening in North Texas.

Mayflower—Earliest red, prolific, fine, semi-cling, grown largely for northern markets in North Carolina where it is originated. May.

Victor—Cream splashed with red, excellent family. May.

Early Wheeler—The greatest market peach, as proven by its shipping and marketing record for over 25 years. Large, cream splashed red, cling, very showy and attractive. May-June.

MIKADO—The best early yellow peach. Semi-cling. Ripe May 30.

Mamie Ross—Well and favorably known. White, splashed red, excellent flavor, prolific and valuable. June 20th.

Carman—Originated by Mr. Stubenrauch of Mexia, Texas, introduced in Texas by us by arrangement with Mr. Stubenrauch; now well and favorably known, both for home and commercial orchards; very similar to Mamie Ross; semi-cling. June 20th.

Belle of Georgia—From Georgia where it is largely grown commercially; white, with red cheek; the best early freestone peach. Last of June.

General Lee—White cling, seedling of Chinese cling, carrying many of its fine qualities and a much better bearer. July.

Chinese Cling—Largest size, red cheek, flesh white, luscious quality. The parent of many of our fine, new seedlings. July.

Elberta—The universal peach; largely planted both for home and for the market; yellow, free, firm, successful. July.

Leona—A rival of Elberta for first place among yellow peaches; more prolific, better flavor, yellow, free, handsome, delicious. July.

Stanford—(Synonym, Minnie Stanford.) Largest size, fruits weighing up to ten ounces. Oblong, yellow with red blush, firm, ships well, quality is fine. Originated in Ellis county, Texas, introduced by Waxahachie Nursery Co. Decidedly North China type. Handsome, prolific, valuable; a true Elberta Cling.

Old Mixon Cling—Large, white with red blush; the standard of excellence. August.

Heath Cling—An old favorite; large, creamy white, thin skin, white flesh, very firm. Fine for preserves and pickles. Aug-Sept.

Indian—The real old-fashioned Indian Blood cling. The well remembered peach of your boyhood.

Henrietta (Levy)—The best of the late yellow clings. A favorite wherever grown. Ripe September.

Stinson's October—Large, white, red cheek, acid, cling. October.

OTHER PEACHES IN MODERATE SUPPLY

In Order of Ripening

Arp Beauty, Japan Dwarf Blood, Hobson, Family Favorite, Luton, Lemon Cling, Matthew's Beauty, Augbert, Late Elberta, Salway.

(See prices of peaches in price list on page 29.)



PLUMS

THE Plum is easily grown, adapts itself to widely varying conditions, and will succeed anywhere that trees will grow. Plums may be divided into four principal classes or groups: The European, or *Domestica*, the Japanese, the American and the Hybrids or results of crosses between these groups.

The European or *Domestica* includes the Prunes, Damsons, Washington, Egg, Green Gage, etc., and are fine where they succeed, which is in sections B, C and E, as shown in "division of fruit belts" herein.

The Japanese class are of fine quality, size and appearance and succeed in a wider area, covering sections A, B, and reasonably in C and D, including Botan, Burbank, Wickson, etc.

The American Class includes a large and varied collection of native American plums, separated into sub-divisions, known as Chickasaw, Hortulana, Wild Goose, Wayland, Native Tree Plum, Marianna groups, etc. Among these are a large class of our most serviceable plums, not so large as a rule, as the former two classes, but fine in flavor, prolificness and service, and they form a fine basis for hybridizing and producing new varieties. Among these are Wild Goose, Kernuco, Golden Beauty, Foole's Pride, etc.

The Hybrids from hybridization we may look for, and we are even now realizing our

greatest achievements in plum culture. Hybridization is effected by crossing the pollen of the bloom of one variety on the bloom of another variety, the seed resulting will partake of the characteristics of both parents and be shown in the fruit and other characteristics of the tree grown from this seed. Many of our best plums are hybrids and we have many promising crosses yet being tested. Among these are Six Weeks, America, Reagan, etc.

In following descriptions we indicate which group predominates: Eu. for European; Jap. for Japanese; Am. for American; H. Hybrid.

Nothing gives more comfort and service than one or more plum trees in the garden, or more profit than a commercial plum orchard. We grow and offer the best to be had. Plant only the best.

Delicious Plum Jelly

Select the best fruits from the trees, sort them and remove the stems; wash them thoroughly and put over a slow fire with just enough water to cover them. Cook until the fruit is tender, some varieties require longer cooking than others. Mash through a colander or drain through a cloth, then take equal measurements of juice and cane sugar mix together in your vessel and cook over a slow fire until small bubbles rise to the surface and the mixture is rather thick. It is then ready for the glasses.

Varieties

Given in the order of ripening, approximately

Six Weeks—H. (Botan X, Chickasaw). Earliest large, attractive, good plum. Larger than Wild Goose, brilliant red, flesh pink, seed small, a profuse bearer. Ripe May 20th to 31st. Proven to be the most profitable plum where grown for the market. Equally good for home use. At Winnsboro, Texas, a hundred acres of them are grown for market, and accorded first place as to profits. In East Texas, it is known as the Winnsboro Plum, Maddox May, The May Plum, and other synonyms. Six Weeks was introduced by Jno. S. Kerr in 1900. The name was suggested by the Department of Agriculture at Washington.

Red June—Jap. Above medium to large, conical pointed, deep red. June 1st to 15th in Section A.

America—H. (Botan, X Robinson). Large, globular, yellow tinged pink, cling, similar to Gold, and better, especially as to flavor. One of Burbank's best productions. July.

Milton—Am. Large, round oblate, deep red, flecked with grayish dots, of splendid plum flavor; blooms late, hence productive; valuable for home and market. June-July.

Poole's Pride—Am. Tree hardy, vigorous and immensely productive. Fruit small to medium, crimson with delicate bloom; splendid for preserves and jellies, and for shipping. September.

Kernuco—The name being the abbreviation of Kerr Nursery Company. Our new introduction. Blooms late, hence sure bearer. Of excellent flavor. Plant it with confidence.

Beauty—A Plum so purple that it is called Black Beauty by some. A northern variety, but succeeding well with us.

Gold—Improved and Texas tested. Sure bearer. Ripe in July.

Wild Goose—Am. Well and favorably known, medium to large, red, very serviceable, not as good a bearer as Milton or Poole's Pride. June to July.

Wickson—Jap. Very large, heart-shaped, yellow splashed or covered with red, flesh yellow, melting and good; tree upright, vigorous and productive. July.

Burwood—Jap. Large, often pointed at apex, greenish yellow, suffused with purplish red, flesh yellow, quality sub-acid, good; tree vigorous, spreading, very productive, very popular. July to August.

Golden Beauty—Am. Medium round, deep yellow when ripe, very prolific, tree often stunted by overcropping. Late. A favorite for preserving; blooms late; very popular. August to Sept.

Reagan—Am. A remarkable plum, vigorous, productive; sure. Fruit medium in size, red, and of fine quality. Names for the great southern statesman, John H. Reagan. Introduced by Jno. S. Kerr. We have trees twenty years old still vigorous and prolific. Sept.

Marianna—H. A native of South Texas. A fine plum both for fruit and shade in West Texas. Section C, ripe in June. Also is the best stock on which to bud or graft all our plums. A plum grown on Marianna stock proves healthier and longer lived than on any other stock. They are free from borers. We can supply most of our leading plums grown on Marianna stocks.

PLUMS—Other DESIRABLE VARIETIES
IN MODERATE SUPPLY

APRICOTS

APRICOTS succeed best in Section C and E. Should be planted in limited numbers in Sections A, B, and D. Apricots are a delightful fruit, generally roundish, medium in size, yellow with blush, crisp, sub-acid to acid with flavor very distinct. The trees are an ornament to any home place.

Varieties

Early May—Medium pale yellow, early Russian. May.

Cluster—Of Texas origin. Fine color and flavor; one of the best. May.

Moorpark—Large brownish yellow. June.



Early May Apricot



Compass Cherry

CHERRIES

THE tree and the fruit are universally popular. Cherries succeed best in Section B and northward, in Sections C and E, where they are largely grown. Small plantations of the following are practicable in the South.

Varieties

Early Richmond—Medium, light pink. May.

New Century—A combination of Morello and Duke types, originating and succeeding well in Grayson county, Texas. Introduced by Jno. S. Kerr. Fruit medium, bright red and of good quality. June.

The Half Century Mark

Our Fifty Years of Successful Horticulture and Tree Growing is for your protection and your success.

Careful Bud Selection and Soil Selection insure the purity and high class of our stock and freedom from root troubles.

Prompt, Efficient and Careful Service is our Aim.

See general price list in back of catalog.

PLUM CHERRY. Compass—Very hardy and very prolific, often bearing at two years old. Fruit small, larger than the average cherry, shape and color more like a plum, of a dull reddish color, flavor partakes most of the plum; fine for jellies and preserves which have a peculiar and pleasant flavor. Insispensable to the home garden and pantry and gives promise of profitable marketing. The tree is dwarfish, being cross between the plum and the Dwarf Rocky Mountain Cherry.

Plum Cherry, Opata—Evidently a cross of Burbank plum with Dwarf Rocky Mountain Cherry. Fruit larger than Compass, resembles Burbank plum, and is of firm quality; very early, June 1st to 10th. Tree is a model, spreading, vigorous, very prolific, and bears its heavy load without breaking. Plant it confidently.



New Century



APPLES

APPLES are the universal domestic and commercial fruit, more widely and extensively grown in America than any other fruit. While the habitat of the apple is supposed to be not farther south than latitude 35, or central Arkansas and northward, yet many sections of the Southwest are leading in the production of apples. Notably the elevated sections west of the hundredth parallel of longitude. The Western Plains, the Pecos, the Rio Grande and the Mimbres valleys and their environs. Also apples are being grown profitably in many parts of North and East Texas, especially along the Red River, in the Cross Timbers and neighboring districts. Really every home in the land, almost, should plant Apples for domestic use.

We offer mainly the varieties that are well known, well tested and giving best results, among them are some of our own introductions.

Varieties

Listed in Order of Ripening.

Yellow Transparent—Beautiful, crisp, fragrant, table and market. May-June.

Early Harvest—Large, yellow, sub-acid. June 1st.

Red June—Medium, oblong, red, splendid flavor. June 1 to 10th.

San Jacinto—Similar to Red June; larger, finer, more vigorous and productive, and two weeks later, don't miss it. June-July.

Dixie—A North Texas apple introduced by us, round, yellow, handsome, fine flavor; follows Early Harvest. July.

Bledsoe—A fine seedling originated by the late Judge Bledsoe of Sherman. Greenish striped, handsome, unsurpassed. August.

Jonathan—Medium to large, red, showy, white flesh. A standard of excellence everywhere and very successful in the South. Aug.-Sept.

Delicious—A splendid late fall and winter apple; red, handsome, valuable. Don't fail to plant it. Sept.-Jan.

Gano—Large, oblong, red, prolific, popular. Sept. to Dec.

Winesap—The old favorite red, rich, reliable. Parent of many fine seedlings. Oct. to Dec.

Stayman—Seedling of and an improvement upon Winesap. Sept.-Jan.

Mammoth Balck Twig—Very large, yellow ground, shaded red, very fine. Also a seedling of Winesap. Sept. to Dec.

We can supply many other apples in limited quantities. The above we consider best by test.

CRAB APPLES


Prices same as for standard apples.

Transcendent—Tree very vigorous and productive, yellow striped red; best. July-Aug.

THE APPLE INDISPENSABLE

"An Apple a day, will keep the Doctor away."

Every home should at least plant our Southern Specials: Transparent, Harvest, San Jacinto, Bledsoe, Jonathan and Delicious.



PEARS

STANDARD PEARS are grown on pear seedlings. The main planting of pears in the Southwest, east of the 100th meridian, Abilene, should be Garber and Keiffer. These are among our most profitable fruits. The European varieties (that is, all the others except Le Conte) to be planted west of the 100th meridian, where the trees are free from blight and very profitable; except to plant a limited supply of them here for family use, especially Ely, Wilder and Duchess.

Early Ely—Special, small deep yellow, best quality. June.

Early Wilder—Medium yellow and red, fine. June.

Le Conte—Large, oblong, yellow, smooth.

Duchess (D'Angouleme)—Large greenish yellow, splotted with russet; flesh white, buttery, rich. One of our best European pears. Aug.

Garber—Large, ovate, yellow, smooth, quality best of the Oriental class. Tree vigorous and resists blight. August.

Keiffer—Most universally successful of all

pears for the Southwest, and is of better quality here than farther northeast. Large, oblong, tapering at both ends, yellow, coarse, hard and of poor quality when first pulled, but is good when gathered, boxed and stored in July to August in a cool place, 32 to 40 degrees is best, which makes them fancy.

For prices see general price list in back of catalog.

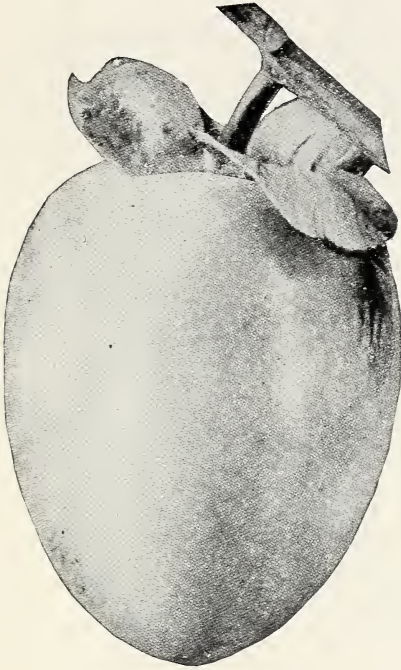
POMEGRANATES

A SPECIES of large shrub or small tree from Asia, grown both for fruit and ornament. The glossy foliage, the pink flowers and the handsome fruit, all combine to make the pomegranate a very handsome and popular tree. If killed down by cold they will come again vigorously.

Spanish Ruby—Fruit large yellow, with crimson cheek, dwarf habit; fruit sub-acid, large, highly colored.

Jacobson—Large, refreshing, superior.

Pink Flowering—Non-fruiting, desirable only for its beautiful pink flowers and its handsome foliage.



JAPANESE PERSIMMONS

PLACED under miscellaneous for convenience. At home in Sections A and D and as far north as Little Rock. We offer the best obtainable varieties grafted on native stocks. The fruit is large, golden yellow, mild flavor, generally free from astringency; a very popular dessert fruit.

FIGS

FIGS are grown largely as a commercial fruit throughout the coast section D. An important resource, both for shipping and for preserving in large factories, which are already established in that section, and grown largely as a family orchard adjunct, as far north as Central Oklahoma.

Varieties

Brunswick—Large, light violet to yellow. If frozen down the new shoots will bear fruit the same season.

Brown Turkey—Smallish, violet brown, sweet and good. Also bears well on new shoots after freezing.

Celestial—Small, pale violet, sweet and popular, especially in South Texas.

Magnolia—Large pyriform, irregular, quality excellent for all purposes. Bears on one-year shoots. Largely grown in all the coast country in tree form in commercial orchards.

Texas Wonder—Now being tested.



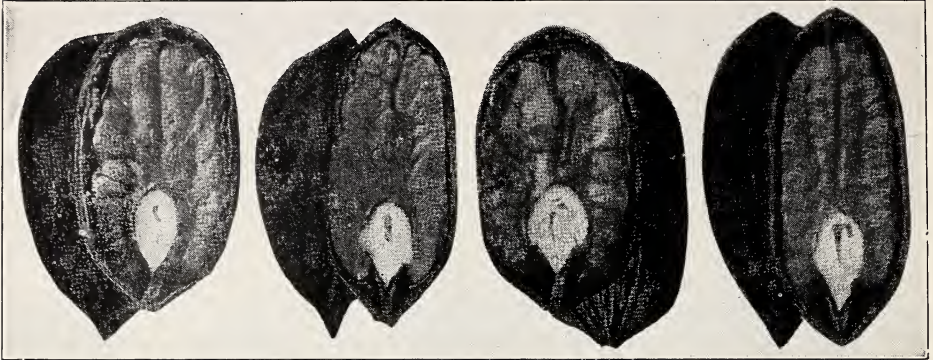
QUINCES

QUINCES are a favorite culinary fruit with many. They succeed splendidly west and north; only reasonably well east of 100th meridian.

Orange, Champion and Meeche's Prolific are the best varieties. Prices are the same as for pear trees.



Celestial Fig



NUTS

SOUTHERN nut culture is growing rapidly in volume and in importance. Our principle nuts are the Pecan, the Hickory, the Walnut. The United States does not yet produce one-fourth of the nuts we consume and the demand is steadily increasing, therefore an inviting field.

THE PECAN

THE PECAN is the most important member of the Hickory family. The Pecan is indigenous to the South, yet it grows as far north as Indiana and Ohio, thus adapting itself to a wide range, and is by far the most important of our nut resources. The production of Pecan nuts, it is estimated, is around 300 car loads a year. Texas' native orchards produce the largest part of this output. In addition to the native Pecan orchards of Texas, Oklahoma and Arkansas, large plantings are being made in Louisiana, Mississippi, Alabama, Georgia, Florida and Texas, thus greatly increasing the supply in immediate prospect and of nuts of far superior quality to the natives.

Also native trees are being top-grafted easily and successfully.

PECAN PLANTING has become very popular throughout the South, especially in Texas, and very justly so. Any good ordinary soil or location almost, is suitable for Pecan growing. Deep alluvium of creek bottoms is ideal, yet many of our best paying Pecan trees are growing upon good ordinary uplands, both prairie and timbered. Pecan trees should be planted about the home for ornament as well as for nuts; there is no handsomer nor more useful tree; and in waste places along the streams, and in commercial orchards. No better investment can be made than judicious planting of improved Pecans.

OUR PECANS are grown right, grafted or budded right, dug right, handled right, packed right and shipped right, which are very essential requirements. Life and time are too precious and short to permit the planting of "Cheap John" doubtful or poorly handled Pecan trees.

BUDDED OR GRAFTED TREES are far more desirable and profitable than seedling trees. New varieties being tested.

THE FIRST COST of a Pecan tree, though seemingly high, is cheap considering the cost of growing, and budding or grafting them, and is cheap compared with its value to the planter.

(See general price list in back of catalog.)

Our Native Pecan Trees for Roadside Planting

Varieties of Budded or Grafted Pecans

Stuart—Our experience and observation point to the Stuart as the best all-round pecan for the Southwest. Tree is vigorous, prolific, bearing young, and propagates well. Nuts are large, oblong, desirable in shape and appearance, giving a good percentage of meats and of good flavor, and good separation; shell thin.

Schley—Large, long-pointed; shell thin, meats full, separating easily.

Delmas—Young bearing, nuts medium to large. One of the best.

For prices see general price list in back of catalog.

Top Working Native Pecans or Hickories with improved pecans costs from \$2.50 to \$5 per tree, owing to numbers, size and location.

BLACK WALNUT

(*Juglans Nigra*)

Our Native Black Walnut is very valuable for ornament, for nuts, and for timber. Every home should plant a few trees.

Plant Nut Trees Everywhere About

Especially plant Pecans and Walnuts. Plant on the Home Grounds, in the Waste Places, along the Highway, in the Parks, on the School Grounds, as memorials to our soldiers and our friends. There is no better insurance policy or investment.

"There is a mysterious tie that binds us to a tree that will, on through generations yet unborn, and always, bless the heir who inherits."

See Division of Fruit Sections on page 4.



SMALL FRUITS

NONE of our fruits is surer, more abundant, healthier for use or more profitable for market than berries. They thrive throughout the widest range of conditions. Every home in the land may and should have a good supply of berries in the garden, as well as on the pantry shelves. Berries thrive best on good rich soil, with deep, clean culture. The following are the best for the Southwest.

BLACKBERRIES

Listed in Order of Ripening.

McDonald—Half standard or hybrid, very vigorous, very prolific, very early, very valuable. **MUST HAVE ANOTHER BERRY PLANTED NEAR IT TO FERTILIZE THE BLOOM.**

Austin Dewberry—A real dewberry. Fruit largest size and most abundant, universally successful.

Thornless Dewberry—A wonderful grower and bearer, entirely without thorns. Berries large and of fine flavor. Should be planted heavily.

Early Harvest—Canes upright, reliable and most prolific. Fruit medium, firm, seeds small; one of the best old standard sorts. Plant it near the McDonald and you have the best in early blackberries.

Dallas—Strong, upright, prolific, fruit large, firm, excellent. An old favorite Texas berry. Midseason.

Robison—Originated at Cisco, Texas. Canes upright, few thorns, prolific; fruit large and every way fine.

GARDEN ROOTS

Rhubarb or Pie Plant—Best varieties.

Asparagus—Leading varieties.

Horse Radish.

Garden Sage.

RASPBERRIES

Every garden may have a good supply of this delicious and wholesome fruit. Give rich land and good deep culture.

Kansas—Large, black, hardy, prolific.

Cardinal—Largest size, purple, prolific and good, succeeds well.

Saint Regis—Berries large, bright crimson, flesh rich, very prolific, bears early and continuously, classed by some as everbearing. Highly esteemed. Plant it.

STRAWBERRIES

The queen of garden fruits. Make your bed rich with stable manure, prepare deeply, keep free from weeds. Plant in beds 18 inches apart each way; in field culture rows, 4 feet; plant 15 inches in the row. Dust mulch by frequent stirring is better than straw mulch—or may use both.

Klondike—Suited to a wide range in Southwest. Large, distinct, fine.

Lady Thompson—Large, red, prolific.

Superb—The everbearing strawberry. Fruit large, shapely, red, excellent quality, fruits lightly in spring and heavier in the summer and fall. Needs good culture and watering if season is dry. Prepare a nice bed and have delicious strawberries during the summer and fall.



GRAPES

Grapes are among the easiest grown and most delightful of all the fruits we grow. Vines should be planted on good land in rows 8 or 10 feet apart and 8 feet in the row, and should be supported by a trellis or post after the first year, and have clean culture. The vines should also be sprayed two or three times to prevent the rot fungus. (In the following descriptions x means crossed or hybridized with.)

Varieties

General List, Alphabetically

American—Medium, black, vigorous, productive (Munson). Aug.

Agawam—Large, amber colored; good. Late July.

Black Spanish—Small berry, heavy bunch, black. Best in Southwest Texas.

Brighton—Large, red, fine table market and wine.

Brilliant—(Lindly X Delaware). Cluster and berry large, pink, meaty, melting, delicious. July. (Originated by Mr. Munson.)

Big Extra—Largest bunch and berry, black and of fine quality; very vigorous. Post Oak hybrid. July. (Munson.)

Carman—(Post X Triumph.) Cluster large to very large, berry medium, black, of pure rich quality, vine vigorous, making a fine arbor grape; midseason. July. (Munson.)

Concord—The old favorite black grape. Carman is better. July.

Delaware—Small, compact, red, delicious. July.

Goethe—Greenish pink, fine table. Aug.
Herbmont—Greenish pink; fine table. August.

Lindley—Finest quality, large, red, profitable. July.

Moore's Early—Very early, black, valuable. June.

Niagara—Large, white, a favorite for table and market. July.

R. W. Munson—Large, black, never cracks, tender and good, medium early. Post Oak hybrid. July. (Munson.)

Rommel—Medium size, greenish white, fine flavor, vigorous and productive. Arbor. July.

MULBERRIES

TREES highly valued for shade, and the fruit for hogs, chickens, etc. Mulberries succeed over a wide range of territory.

Varieties

Hicks' Everbearing—Tree vigorous and profitable, fruit medium, black, abundant. June-July-Aug.

Travis—Fruit large, sub-acid, abundant. June-July.

English—Tree vigorous, fruit large, black, good. July-Aug.



ORNAMENTAL DEPARTMENT

ONE of the most pronounced and notable features of our business is the increase among our patrons and the public generally, of the spirit of beautification or landscape development of the home and other grounds, including parks, children's play grounds, club and golf grounds, public streets, highways, cemeteries, etc., so that the demand for landscape architecture, for shade trees, evergreens, blooming shrubs, vines, roses, perennial and other bedding plants has greatly increased.

Anticipating this forward movement we have built up our landscape department and our ornamental trees and plants so that we are taking care of the wants of our patrons to the very best advantage.

TREES are the Arms of Mother Earth lifted up in worship of her Maker. Where they are Beauty dwells, where they are not, the land is ugly, though it be rich, for it's richness is but greasy fatness and it's gaudy raiment is but cheap imitation of forest finery.

Trees herald the spring with glorious banners of leaf and bloom: they clothe the Autumn in garments of gold and royal purple; bared to the winter's cold, they are the harp of the winds, and they whisper the music of the infinite spaces.

Trees are nature's prime sources of food; their fruits and nuts gave sustenance to the first tribes of men and are the sweetest and most nourishing of the earth's products.



SHADE TREES

We are especially well equipped to supply the best in shade trees. Native trees are proving most successful. We find it necessary to give only very short descriptions, leaving off botanical names.

Varieties

Ash, American—Leaves dark green and effective throughout our long, dry summer.

Boxelder—Well-known native, rapid grower.

Bois D'Arc—Strong, rugged, glossy, green, enduring; only small to medium sizes can be transplanted.

Catalpa Speciosa—A splendid shade and timber tree.

Cottonwood—Rapid, luxuriant, native.

Cypress Deciduous or Bald (Taxodium Distichum)—A beautiful and successful tree.

Elm, American White—Native, tall, wide spreading, graceful, enduring and popular.

Elm, Chinese—A new introduction; most rapid grower. Well adapted to our Southwestern condition.

Hackberry—Perhaps the healthiest, most vigorous and most durable of our native trees.

Locust, Black—An old favorite, especially suited to the West.

Ligustrum Japonicum—Used largely in central and south Texas as an evergreen shade tree. See samples in the capitol grounds at Austin. Trained as standards for shade.

Maple, Silver or Soft—Rapid grower, a clean, beautiful tree.

Mulberry, Russian—Hardy and vigorous; used largely for timber plantings and shade.

Mulberry, Everbearing—See Miscellaneous Fruits and Prices. Fine for shade and fruit.

Poplar Bolleanna—Tall, pyramidal, striking, leaves deep green above and silvery beneath, bark silvery.

Poplar, Carolina—Very rapid and effective. Free from cottony bloom.

Poplar, Lombardy—Spiral shape, stately and striking.

Poplar, Silver—Owing to its silvery leaves many mistake this for Silver Maple. It makes a pleasing effect.

Red Bud or Judas Tree—A favorite native, with pink flowers in early spring.

Sycamore or Plane Tree—One of the best shade trees we have in the Southwest.

Texas Umbrella—Makes a quick, dense growth; dark green, beautiful effect; well known.

Walnut, Black—A splendid native shade tree.



Special Shades

Catalpa Bungei—A Chinese Catalpa with dense umbrella-like head. Well adapted and handsome.

Japan Varnish or Chinese Parasol Tree—Green, smooth bark, large fig-like dark green leaves, large clusters of yellow flowers, very striking.

Live Oak—One of the finest large evergreen trees in the Southwest. We exercise the greatest care in handling and shipping oaks.

Pin Oak—(*Quercus Palustris*). These make perhaps the handsomest and most durable shade trees we have. They attain 80 to 100 feet in height, have beautiful cut foliage, deep green above, lighter beneath, taking on a splendid autumn color, semi-evergreen.

Willow Oak—(*Quercus Phellos*). Very similar to Pin Oak in habit except it has long slender compound leaves.

Mulberry, Non-Bearing—A fine shade tree for the west. Rapid grower and will endure drouth.

Willow, Thurlow's Weeping—Well known, very graceful and striking, an old favorite; succeeds well in the Southwest.

SHADE TREE SEEDLINGS

Timber belts are coming more and more to be recognized as one of the best investments which can be made on our prairie farms. The protection afforded as wind-break and shelter alone is worth the cost, besides the fence posts, timber, firewood, etc., afforded. Plant in rows 8 feet apart by 3 to 4 feet apart in the row, and cultivate for three years. Black Locust, Catalpa and Bois 'd Arc are used the most.

(See general price list in back of catalog.)



“WHO PLANTS A TREE, plants joy, plants peace,
Plant, life does the rest,
Heaven and earth help him who plants a tree,
And his work its own reward shall be.”

The love of the beautiful and artistic arrangement of home environments is the chief distinguishing characteristic of permanent civilization as against the rude makeshifts of barbarism.

The work of building permanent and comfortable homes denotes sturdy character, while the beautifying of a home is a sure sign of gentle refinement. The basis of Home adornment should be a work of permanence and constant growth.

Trees and Plants should be chosen with reference to their longevity as well as for their beauty.



TREES stamp their individualities on the landscape, after a little study the different kinds are easily recognized from a distance. A garden of herbs, at it's best, has it's charms restricted to three seasons of the year, but a garden of trees and shrubs has no such limitations for it's charms are perennial and vary in aspect throughout the four seasons. A fall of snow covers the ground and hides all herbs from view but with trees and shrubs it is merely a foil which hightens by contrast, the beauty of form.

PLAN TO PLANT ANOTHER TREE.



Pyramidal Red Cedar on Our Grounds

EVERGREENS

CONIFEROUS

THESE are the Evergreens which bear their seeds in cones, and comprise many of our most important domestic trees, such as Pines, Arbor Vitae, Spruce, etc. Those we cultivate and offer in this catalog are selected with special reference to landscape adornment, in home, park and cemetery.

Much care should be exercised in transplanting evergreens not to allow the roots to be exposed to sun or air. Our rule is to take them up with a ball of the natural soil as they grew, binding it on with burlap. We find this is the safest plan, though costing a little more in packing and freight. The burlap to be left on when planted, the ball of earth to be carefully preserved. Loosen burlap at top.

Arbor Vitae, Chinese (*Biota Orientalis*)—A rapid growing southern evergreen, a branch of *Thuya Orientalis*, originated in Persia and Eastern Asia; hardy here as far north as Massachusetts. Of this *Biota* type we have a number of varieties of varied habits of growth and color of foliage. Well suited to southern conditions; this common Chinese *Arbor Vitae* is large, rapid and symmetrical, and is suited to large places as single specimens, groups, wind-breaks or back-grounds. Adapted to Sections A. B. C and D.

Arbor Vitae, Compacta (*Biota Or. Compacta*)—A compact form of the Chinese, of beautiful compact habit and deep green color.

Arbor Vitae, Golden (*Biota Or. Aurea*)—This is a very compact and popular form, retaining its beautiful hue naturally, and has a somewhat golden hue superseding the bright green. Very suitable for small places, such as front yards, cemeteries, etc.

Arbor Vitae, Pyramidal (*Biota Or. Pyramidalis*)—A very upright type of *Arbor Vitae*, its bright green very attractive.

Cedrus Deodara—A magnificent evergreen tree, tall, pyramidal habit, attaining a height of over 100 feet. The horizontal branches of beautiful silvery-green foliage, drooping at ends, presenting a stately, graceful outline.

This is to the South what the Norway Spruce is to the North, even more beautiful.

Cedrus Atlantica—Similar to *Cedrus Deodara* and same prices.

Cedar, Red—(*Juniperus Virginiana*.) A well-known evergreen tree. We have splendid stock, many of them very upright in habit, making a fine columnar effect. The most successful evergreen.

Cypress Arizona—Is very hardy, stands extremes of both heat and cold. Silvery blue foliage. The best *Cypress* for our section. Should be planted extensively.

Juniper, Irish—(*J. Hibernica*.) Upright columnar habit, foliage deep green.

Juniper—(*J. Communis*.) Dark, bluish-green color.

Juniperus Chinensis—This is a new variety and very desirable. It forms a distinct narrow pyramid with remarkable decorative foliage. We are glad to assure our customers of the absolute hardiness and dependability of this excellent variety.

Juniperus Canadensis—This is a rather low spreading plant, extending along the surface of the ground in every direction. The leaves are sharp pointed grey-green. It is very vigorous and is at home in our southwestern climate. Very desirable.

Pine, Mughus Dwarf—Very low with spreading habit, fine for entrance markers but should be protected from afternoon sun. Dark green foliage, very striking.

Ramsey's Pyramidal Hybrid—This Evergreen is of rather straggling growth until it attains the age of five or six years old; it then forms into a very compact pyramidal Evergreen which grows more desirable and valuable as the years go by.

Texana Glauca, Pyramidal Biota—One of the best coniferous for planting in our section. Years ago we realized the short-comings of many pyramidal *Arbor Vitae*s on the market, some specimens were open growing, uneven in growth and of poor color. By careful attention to selection and propagation and pruning we have developed this fine variety. Plant with confidence where a narrow, compact tree is desired.

Texana Glauca Compacta Biota—Same foliage as the above described *Pyramidal* but this plant is of slow growth, broad, compact and with charming oval form. Very hardy and suitable.



Ligustrum Amurense (Sheared) Growing on Our Grounds.

EVERGREENS

Broad Leaved

An experienced traveler who is interested enough to observe carefully will note that we, of the southern or southwestern section are coming to depend more and more on the Broad Leaved Evergreens for the beautification of our Home Grounds. Our experience has proven that many of the fine coniferous Evergreens seen in the northern and eastern states are not successful with us.

The late Mr. Jno. S. Kerr devoted many years of his life to studying and developing plants that would stand up in our southwestern climate and give satisfaction.

By reason of this work and tests we offer the Trees, Evergreens and Flowers listed in this book with confidence that your planting will be a success.

Abelia Grandiflora—A beautiful evergreen shrub attaining five feet with profusion of star-like pink and white flowers.

Box Tree, or Buxus—Very dwarfish, glossy, green leaves; an old favorite. If furnished in tubs, \$3.00 each additional.

Barberry, Holly-Leaved or Mahonia—(Mahonia Aquafolium.) Very handsome; yellow flowers in spring; dark green leaves.

Cape Jasmine (Gardenia Florida).—The Cape Jasmine is a rather tender shrub, attaining a height of six feet, with thick evergreen shining foliage, and double waxen Camelia-like very fragrant flowers. It is a great favorite. Hardy as far north as Waco, Texas. From Waco northward it is well to provide protection in winter.

Euonymus Japonicus—Attains a height of eight feet with thick glossy green leaves.

Euonymus Radicans—An evergreen shrub attaining a height of two feet. Fine for specimen plants or mass planting.

Hardy Orange—See hedge plants.)

Ligustrum Japonicum—The finest of the Ligustrums or Privets. A strong, upright grower with rank foliage; blooms profusely, followed by clusters of purple berries. Used largely as a shade tree in San Antonio, Texas, and other southern cities.

Ligustrum Nepalense—(Nepaul Privet.) A beautiful dwarfish evergreen with handsome pointed leaves and white fragrant flowers,

very suitable for massing against residences or larger shrubs or as specimens.

Ligustrum Amurense—(Sheared.) Very desirable as evergreen specimens, sheared into formal shapes, suited to outdoor or for tub planting. Their width is about two-thirds of their height.

Live Oak—(See under Special Shade Trees.)

Magnolia Grandiflora—The pride of the South. Dark, glossy, evergreen foliage, immense white, fragrant flowers in spring.

Mahonia Aquafolium—(See Barberry, Holly-leaved.)

Nandina—Finely cut, green leaves, changing to red after frost. Rather small white flowers in late spring. Very striking.

Photinia Serulata—Dark green leaves above, yellowish beneath, changing to red in fall. Large clusters of white flowers in May. Has proven entirely hardy.

Wild Peach, Mock Orange, or Evergreen Cherry—(Prunus Caroliniana.) May be pruned to any desired shape. A very fine evergreen lawn tree. Native and hardy.

We are constantly alert to find and test new varieties of Broad Leaved Evergreens and also other new offerings, in all lines of our work. We have tested many things from which we have realized only disappointment; however, we are encouraged to continue the work because occasionally we make a REAL FIND of a valuable addition to our collection.



Cedrus Deodara
At residence of Jno S. Kerr.



DECIDUOUS FLOWERING SHRUBS

WE have a large stock of these shrubs which are largely in demand for massing or grouping effects, in landscape, parks or other ornamental plantings and also as single specimens.

Althea or Rose of Sharon—(*Hibiscus Syriacus*.) Large assortment; many shades of color and types of form and habit, both single and double. Below we give descriptions of a few of the named sorts.

Althea Banner—Semi-double, striped, pink and white.

Althea Rubra—Double, bright red.

Althea, White—Both single and double varieties.

Almond, Flowering—(*Prunus Siensis*.) Small shrub, small double flowers in spring before leaves appear. Pink and white.

Barberry, Thunberg's—Dwarf, green foliage, changing to a coppery red with red berries in autumn.

Butterfly Bush—(*Buddleia Variabilis*.) Great spikes of beautiful pink fragrant flowers during summer. June to Sept.

Cydonia or Japan Quince—(*Pyrus Japonicus*.) Bright red flowers before leaves appear in spring.

Crape Myrtle—Dwarf growing, with lavender blossom. Fine for use in plantings of closely grouped shrubs.



Crape Myrtle

Crape Myrtle—(*Lagerstroemia*.) Blooms throughout the summer. We have the crimson, or bright red, light pink, purple and white. Gorgeously beautiful.

Chaste or Sage Tree—(*Vitex Agnus Castus*.) Peculiar sagelike foliage with lilac flowers in terminal spikes.

Deutzia Pride of Rochester—A profusion of white flowers in May.

Deutzia Crenata Rosea—Pink flowers.

Elder, Golden—(*Sambucus Aurea*.) The yellowish-green tints of foliage, the white flowers, and the fruits are very pleasing.

Elder, Cutleaf—(*S. Lancifolia*.) An imported variety of this familiar shrub with finely cut graceful leaves.

Flowering Willow or Orchid Tree—(*Chilopsis Linearis*.) A native of Southwest Texas. The flowers are large corolla-like tube, in five lobes, edges crimped, of varied lavender hues. Leaves resembling a willow.

Honeysuckle—White bush, upright in habit; profusion of white, sweet flowers in March.

Honeysuckle—Pink Bush. A tall growing kind, with deep pink flowers in late spring, followed by red berries.

Hardy Orange—(*Citrus Trifoliata*.) Used largely for hedges and for specimens. (See under hedge plants.)

Hydrangea Arborescens, or Hills of Snow—Blooms continuously from June to August. Should be planted in partial shade.

Hydrangea Paniculata Grandiflora—Immense panicles of pure white flowers in June, lasting for several weeks. Plant in partial shade.

Lilac—Well-known and popular. Purple flowers in early spring; light, very fragrant.

Lilac Persian—Improved lilac, flowers in early spring, light purple, fragrant.

Lilac Budded on Privet Roots—Named varieties.

Alphonse Laval—Double flowers of bluish hue.

Charles X—The best grower, wine colored blossoms.

Belle De Nancy—Flowers double, pink with white center.



Deutzias

Frau Dammann—Imported from Germany, white flowers.

Abel Chatney—Large cluster blossoms, white.

Peach, Red Flowering—This may be termed a peach tree full of double red roses. No fruit.

Prunus Pissardi—Small plum tree, fruit and leaves a very distinct purple. Makes a fine color effect.

Poinciana Gilliesii or Bird of Paradise—A beautiful native shrub with neat foliage and orange-colored blossoms; finely adapted to the Southwest.

Philadelphus, Coronarius or Mock Orange—Upright shrub, white flowers in May and June.

Pomegranate, Flowering—(*Punica Flore Plena*.) Glossy, green leaves; crimson double flowers in June. (See Fruiting Pomegranate elsewhere.)

Privet—(See under hedge plants.)

Pyracantha Lelandi—A medium growing shrub bearing a profusion of red berries in late Fall. Beautiful foliage, hardy and desirable.

Salvia—A hardy shrub of dwarf growth, blooms throughout the summer. We have both Red and White.

Snowball—Produces large globular clusters of white flowers in April. An old favorite.



Snowball Bush



Spirea Van Houttei

Snowball, Japanese—A better bloomer and continues longer.

Snowberry, Red—Graceful native shrub with slender drooping branches. A profusion of red berries in the fall. Very hardy and drouth-enduring.

Snowberry, White—Similar to red, but berries white.

Spirea Frebolei—A new dwarf Spirea, variegated foliage, flowers dark crimson. From May until frost.

Spirea Billardii—Flowers continuously; deep pink.

Spirea Fontenaysii Alba—Resembles Billardii, but flowers are white.

Spirea Prunifolia—Early blooming, small, pure white double flowers.

Spirea Reevesii—Large clusters double white flowers in May.

Spirea Thunbergii—Dwarf, white flowers in February and March; fine foliage.

Spirea Van Houttei—Excellent, covered with clusters of white flowers in April. Most popular and justly so.

Spirea Grandiflora or **Pearl Bush**—Large, pure white flowers in March.

Tamarisk, New—(Tamarix Plumosa.) A beautiful shrubby tree attaining 10 to 20 feet; feathery, pea-green foliage. Light pink flowers throughout the summer.

Weigela Rosea—(Diervilla.) Long spikes of pink flowers; very hardy.

Weigela Eva Rathke—Flowers deep red. N. E.—For a further enumeration of shrubs see Broad-leaved Evergreens; also Hedge Plants.

ORNAMENTAL HEDGE PLANTS

FINE evergreen hedges may also be made of Chinese Golden Arbor Vitae, Red Cedar, and also a number of blooming shrubs.

Barberry, Thunberg's—Dwarf, bright green changing to red in autumn.

Box or Boxwood—(Boxus.) An old favorite for small hedges in formal gardening, enduring shearing well.

Euonymus Japonicus—(See under Broad-leaved Evergreens).

Hardy Orange—(Citrus Trifoliata). The great hedge plant, both ornamental and defensive.

Privet, Amoor River—(Ligustrum Amurense). Finest for hedge. Leaves small and dense, almost evergreen. Hardy as far north as Memphis, Tenn.

Privet, California—Glossy, green leaves, white flowers. Very hardy and beautiful.

Santolina—Small grayish plant, effective as neat edging or border.

Privet Lodense—Low growing and compact, fine for borders or for decorative plants in tubs.

Do not overlook our offerings of Crepe Myrtle. The greatest blooming shrub for our section. Note the different colors listed on page 21—and in addition to these we have just secured a new variety which is of dwarf growing habit. This plant is a very profuse bloomer, the color of the blossoms being a pale blue or lavender. Our stock of this variety is very limited as yet but we hope to increase it. The same may be said of our stock of the White Crepe Myrtle. Of the other colors, we have an immense stock of from one to five-year-old plants.



CLIMBING VINES

THESE constitute Nature's living drapery, indispensable to "set off" the various objects of a well-appointed place. They are very graceful and effective.

Antigonon or Queen's Wreath—Gorgeous pink flowers. Roots need protection in winter.

Boston Ivy—(*Ampelopsis Vetchii*.) Glossy green foliage turning orange and scarlet in fall.

Clematis Jackmani—Large, purple, star-shaped flowers. Very profuse bloomer.

Clematis, Mad. Edward Andre—Flowers brilliant red.

Clematis Paniculata—Immense panicles of small white flowers through the summer and fall.

English Ivy—(*Hedera Helix*.) Thick, green glossy foliage for covering brick or stone objects. Effective in hanging baskets.

Honeysuckle, Chinese Evergreen—Leaves dark green, flowers white, changing to yellow. A continuous bloomer; very fragrant.

Honeysuckle, Japan Evergreen—Strong vine; flowers white, changing to yellow; fragrant.

Honeysuckle, Red Trumpet or Woodbine—Early and continuous bloomer; flowers red.

Honeysuckle, Scarlet Everblooming—Flowers yellowish-white inside and red outside. February to October.

Honeysuckle, Bush—See Shrubs.

Jasmine, White Star—Narrow leaves and green bark. Profusion of white star-like fragrant flowers in spring.

Jasmine Humile—Similar to above, flowers yellow; fine for massing as a shrub.

Kudzu Vine—Very rank, fast grower, suitable for quick shade.

Matrimony Vine—Grayish-green branches; violet flowers in spring, followed by scarlet berries.

Roses—(See Climbing Roses elsewhere.)

Trumpet Flower—(*Bignonia Grandiflora*.) Deep orange, trumpet flowers during the summer. Fine for covering unsightly objects.

Virginia Creeper—(*Ampelopsis Quinquefolia*.) High climbing vine for walls, chimneys, tree trunks, etc. Native; hardy.

Wistaria, Chinese—Strong grower, good foliage, purple pea-shaped flowers in spring.

Mederia Vine—The old fashioned favorite. Makes a rapid growth and a heavy dense screen. Does not require much care. It is not an Evergreen but comes each year without replanting. Prices, 25c each, per dozen, \$2.50.



No. 1, Lespedeza

No. 2, Hibiscus

No. 3, Sedum

No. 4, Butterfly Bush

THE PERENNIAL GARDEN

GRANDMOTHER'S garden of old-fashioned perennial flowers will remain popular so long as people have memories of the beautiful things of other days. The roots usually remain in the garden over winter.

We have tested and offer as successful in our climate the following: Figures as to size indicate usual height of summer growth.

Asters—In varied colors, white to blue, beautiful, 2 feet.

Coreopsis Grandiflora—Most pleasing and graceful, clear yellow flowers through June to August, blends beautifully with other colors.

Daisy, Shasta—Most exquisite white flowers, 1½ to 3 inches in diameter with yellow center. A great favorite. Should have a rich soil and be given reasonable moisture. 2 feet.

Dianthus or Sweet William—A profusion of many-colored fantastic flowers through May and June. 2 feet.

Delphinium or Larkspur—Flowers decidedly blue, with pleasing white eye. Blooms continuously, May, June, July. 2 feet.

Golden Glow or Rudebeckia—Fall, brilliant yellow, dahlia-like flowers. 3 feet.

Hardy Lily—Fall or spring. Conspicuous flowers, striking colors, splendid for borders and massing. 3 feet.

Hollyhocks—Single, double, and every shade of color. A splendid background. 6 feet.

Heliopsis Pitcheriana—A profusion of yellow, star-like flowers from June to September. 3 feet.

Hibiscus—Mallovs, may be classed with shrubs or perennials, blooms most profusely in June, July and August. Crimson, shell-pink or white, 5 to 7 inches across. Very attractive and showy.

Iris, German—This old favorite is coming back into popular use. They have been greatly improved in flower.

Japanese Iris—Large, gaudy flowers, deep purple.

Lespedeza Sieboldi—The slender willow branches are thrown up in masses in spring, making a dense lot of foliage, also purplish red, pea-bloom flowers.

Lilium Auratum, Golden—May be left in the open ground in the south. 3 feet.

Peony—Flowers immense in size, gorgeous in their varied colors from pure white to maroon-red.

Perennial Phlox—Great panicles of bright-colored flowers. Nothing more satisfactory for a bed or border.

Plumbago Capensis—A beautiful shade of light blue flowers from May to September. 2 feet.

Plumbago Larpente—A profusion of deep blue flowers from June to September. For bordering. 10 to 12 inches.

Platycodon or Blue Bells—Large blue flowers, a very profuse and constant bloomer through June, July and August. 2 feet.

Tube Rose, Mexican—White fragrant waxen flowers in great spikes. 2 to 3 feet. See bulbs.

Violets, California—This is perhaps the best sweet violet for the south. A splendid perennial border plant.



Gladioli

BULBS FOR FALL PLANTING

Amaryllis—When better known these will become very popular. They are gorgeous in varied colors. We have *A. Longiflorum* (Crimun) wine colored; *A. Formosissimum*, Crimson; *Ismene*, white; *A. Johnsonii*, red, and others.

Hyacinths—Very desirable in four-inch pots, in house or in outdoor beds. We supply a good assortment of imported Dutch and Roman bulbs.

Tulip—Waxen, many-colored flowers, very effective.

Narcissus—Yellow or white, fragrant flowers. Choice collection of leading sorts.

Cannas—May also be planted in fall.

BULBS FOR SPRING PLANTING

Cannas—Gorgeous in foliage, great trusses of flowers in spring and summer, varying colors.

Caladium Esculentum or Elephant's Ear—Immense tropical leaves, one to two feet in diameter.

Tuberose, Mexican—White, fragrant waxen flowers in great spikes.

Dahlias—Different colors, beautiful chrysanthemum-like blooms.

Gladiolus—Great spikes of showy, funnel-shaped tubular flowers in May, June, July of most fantastic colors.

Our list of Canna Bulbs is very complete. We have about twelve of the best known varieties, giving the various colors in blossom and leaf and growing from dwarf to the greatest height. Lack of space forbids full description.

ORNAMENTAL GRASSES

These grasses make beautiful effects in clumps or single specimens. Aside from their attractive stems and leaves the plumes are very ornamental.

Erianthus or Hardy Pampas—6 to 8 feet tall.


Arundo Donax—Large and luxuriant. 10 feet.

Ribbon Grass—Showy striped leaves. 6 feet.

Zebra Grass—Stripes across the leaves. 5 feet.

Pampas Grass—Immense white plumes. 6 feet.

See General Price List in back of Catalog.



Dahlia



ROSES

OUR Roses are unsurpassed, are outdoor grown, acclimated and tested. They are everblooming Tea, or hybrid Tea Roses, except those noted as annual or H. P., meaning hybrid perpetual.

- American Beauty**—Rich rosy crimson.
Antoine Revoire—Creamy white, tinged delicate pink.
Bessie Brown—Creamy white.
Bon Silene—Deep rose turning lighter, fragrant.
Catherine Mermet—Clear, shining pink.
Climbing Meteor—Everbloomer, velvety red.
Climbing Perle—Same as Perle except climbing.
Crimson Rambler—Crimson blooms in clusters, annual.
Dinsmore—Rich crimson.
Dorothy Perkins—Like Crimson Rambler, only a beautiful pink, annual.
Dorothy Perkins, White—Annual.
Dorothy Perkins, Red—Annual.
Etoile De France—Brilliant red.
Frau Karl Druschki, or White American Beauty—Largest pure white H. P.
General Jacqueminot—Crimson H. P.
Gruss An Teplitz—The sweetest and most strikingly beautiful dark crimson, hardy, hybrid Tea Rose.
Helen Gould—Warm, rosy crimson.
Hermosa—Clear rose.

Kaiserin Augusta Victoria—Creamy white; long-pointed buds.

- La France**—Silvery pink.
La France, Red—Rose-pink, shaded.
La France, White—White, faintly tinged pink.
Lady Hillingdon—One of the finest yellow roses grown.
Madam Caroline Testout—Brilliant satiny rose color.
Madam Carnot—Salmon-rose.
Madam Masson—Clear, bright rose.
Malmaison—Creamy flesh color.
Maman Cochet—Deep, rosy pink.
Marechal Niel—Everbloomer, deep golden yellow.
Meteor—Velvet, crimson.
Mrs. Robert Peary—Strong, everblooming white, climber.
Papa Gointier—Cherry-red.
Paul Neyron—Largest size bright shining pink.
Perle Des Jardins—Clear, golden yellow.
Rainbow—Pink, striped crimson.
Radiance—Beautiful red, fragrant.
Radiance, Pink—Very double, one of the best.
Sunburst—Fine yellow.
The Bride—Superb white tea rose, tinged pink.
White Cochet—White tinged rosy blush.

TREE PLANTING

CULTURAL OBSERVATIONS

Reasonably Fertile Land, and to have the land in good, tillable condition, is essential to the successful growth of trees and plants. If the place you want to plant is not such, you should make it so, before planting, even if stones or poor soil must be removed, and good soil and fertilizer added.

The Orchard Site should be upon elevated land, with the slope to the northwest if possible, well drained. The orchard is worthy your best land. If the land should be thin, fertilize it.

Selecting the Trees. Procure the best trees, even though they cost a few cents more per tree. The first cost is the smallest part of the outlay. It is a well-known fact, demonstrated even by decisions of the courts, that a good fruit tree on a piece of land is worth an average of \$3 per tree at the end of one year, \$6 at two years, and so on. The products justify these values, but if you start with a poor, cheap tree, failure is liable to follow.

Preparation of the Tree. Cut back short all side roots, with an outward cut from the central root, thus leaving the fresh cut surface downward when the tree is in position; cut the tap-root also. The average fruit tree or vine, one to two years old, when roots are pruned, should present the appearance of stubs 2 to 6 inches long, owing to the size of the tree. Roots so treated will make a better and deeper system of roots than if they are left longer. The tops of one year fruit trees, which have good body buds on them, should be cut to a single stem, 2 feet above ground, allowing limbs which come from the body buds of the young tree to come out from the body 1 to 2 feet above ground. Twenty inches above ground is a good height to head young trees.

Older, heavily branched trees, without body buds along the stem, should have the limbs cut back 4 to 6 inches long, cutting near a bud that is on top of the limbs so the new branch will start upward.

In commercial orchards especially, low heading is very essential, and pruning so as to keep the fruit-bearing branches short and low will facilitate the gathering of the crops.

When trees are received, trench them in the ground near where they are to be planted, taking care to get moist earth well among the roots, so as to take up and expose only a few at a time in planting, and keep the roots of these wet in handling.

Laying Out and Planting. Prepare the land by plowing and harrowing, then lay off the rows with a plow, both ways straight and measured of exactly uniform width, using stakes to run to. Have one man go ahead of the planter and deepen the hole at the cross, enough to take the tree in easily, say 2 to 3 inches deeper than it grew in the nursery, leaving some soft earth in the bottom. Then the planter carries trees enough for a row, ready pruned and roots made wet, on his left arm while with his right hand he places the tree in the hole in line and another man, with his shovel, puts in first fine moist soil about the roots, pressing the same with foot. If the soil is quite damp, no water is needed, and the hole may be filled up; otherwise fill the hole only one-half to two-thirds full, pour in plenty of water, one

to three gallons, then fill up with earth and slightly press the soil.

The tree should lean considerably toward the south to offset the force of the south winds in growing season, or else the tree, in a few years, will lean toward the north and the bodies near the ground will be scalded by the sun.

Time to Plant. The best time for planting in the Southwest is perhaps in November and December. Our mild winters are very conducive to root growth. Although the tops appear inactive in winter, it is not so with the roots. Most trees planted in fall or early winter will by spring have thrown out such roots as to give them a firm hold upon the ground and a decided advantage of growth in spring and summer. Planting may be successfully done, however, at any time in winter or spring up to March 31. Those planted later start out rapidly.

When Trees are Received. the bundle should be opened up, the bill checked over to see if correct, the trees trenched out near where to be planted, with moist earth among the roots and well watered, but they should not be left longer than necessary. Transplant them where they are to stand as soon as practicable.

Do not expose the roots of the trees to cold, to drying winds or to the sun at any time. Try to select suitable days on which to plant.

Cultivation and Care. Orchards and trees should be well cultivated, especially the first three or four years. Plant Irish potatoes and follow them the same season with stock peas. The crops should pay the expense of culture and more, and insure the land in good tilth, partially shaded in summer and made richer each year. Cotton is a fair orchard crop. Garden crops, berries and melons are all right if kept clean. Put no crop nearer than 4 feet of the tree rows, and in after years a much wider distance. Blackberries no nearer than 8 feet of the tree at any time. By no means should corn, oats, wheat, sorghum, or other grain crops ever be planted in the orchard. Cultivate shallow all the time. Never plow deeply in the orchard while growing. Keep the land level. Use a disc harrow and drag harrow largely. In peach and plum trees prune off all but about five branches the first year and have these well distributed, forming a basin shape, and so prune as to keep this shape, letting the sunlight in. As a rule, shorten off about half the previous year's growth any time when the leaves are off for two or three seasons. Apple and pear trees are more upright and the basin shape is not so practicable, but they need shortening back while young. If the land is poor, it should be fertilized by stable manure, or by growing stock peas, or by both. Reasonable fertility only is best, as too much wood growth is against the fruit bearing. The fruit should be thinned when too heavily set, or the trees will be damaged and the fruit small.

Trees and Shrubbery in the yard should be cultivated with the hoe and spading fork, and may be mulched. To let the land get hard, cracked or impervious, or to allow grass to encroach is damaging to their welfare. Roses and other ornamental plants should be grouped in beds well cultivated, fertilized and watered.

DETAILED INFORMATION

Peaches should be planted usually 20 by 20 feet, 108 trees per acre. Usually sandy loam on red clay is best, yet the Peach adapts itself to most all soils. Cut back roots and tops, branching low down, not over 20 inches. As a rule half the previous year's growth should be cut back in winter for a number of years, cutting so as to keep the tree well balanced and in vase shape. Thinning pays and should be done when the fruit is one inch in diameter and before the stone hardens, leaving the fruits 4 inches apart. Feed your trees with fertilizer when you see they need it. Destroy all brown rot mummies either by pigs or by hand picking and burning.

Plums and Apricots. Much the same as peaches.

Apples. Good sandy loam and porous clay is considered the best land as rule; however, the finest Apple orchards are frequently found on heavy, adobe land, such as in the Pecos Valley at Roswell, N. M. Head low and cut back half of the previous growth for three seasons. The vase shape is not so practical nor so essential as with the peach. Plant 25x25 or 30 north and south by 20 apart east and west, sixty-nine trees per acre. Spraying is absolutely necessary.

Pears. In sections A, B and D, Keiffer, Garber Pears are perhaps as profitable a crop as can be grown. The Duchess Pear also is successful. In Section C all the old European Pears are profitable. Treatment about the same as for apples. Plant 20 feet apart each way.

Cherries. In Sections B, C and E Cherries are a pronounced success. Plant 20x15 feet, planting ever-bearing mulberries near to attract the birds. In Section A and D, Cherries should be planted for family use only, with reasonable success.

Figs. In the north half of Section A and northward, Figs will frequently winter-kill to the ground. Plant here certain varieties described, which will come up annually and bear on the new wood sufficiently for family use. The south half of section A and in section D, where Figs assume commercial importance, they should be grown 15 to 20 feet apart, pruned in low tree form. They should be cultivated much as Peaches.

Nut Fruits. Cultivate much the same as other orchards. If interested particularly ask for our "Dollars in Nuts."

Grapes. A rich, sandy, post oak loam, on red clay is the ideal, yet other good soils will do. For the few vines for the home, a post to each vine, 5 feet high, or a trellis covering a walk or arbor, or the Munson Ideal Trellis may be used. For field culture we know of no form so well adapted as the Munson Ideal Trellis, which has center wire on the posts for the main vine, the two side wires on short arms, holding the lateral vines in canopy like shape. Grapes must receive heavy pruning in January or February of each year, just before the sap starts; and the vineyard should have good cultivation to keep down weeds and conserve moisture; fertilizers rich in potash should be liberally applied for best results. A good formula is seven parts cotton seed meal, three parts kainit and ten parts acid phosphate, well mixed and applied broadcast and worked into the soil at the rate of 400 pounds per acre, or one pound per vine. Plant 8 feet

apart in rows 9 feet apart, requiring 605 vines per acre. The Post Oak hybrids should be 10 feet apart in the row and have longer armed pruning than the others.

Berries. The best berry soil is a sandy loam. If not rich, should be made so with stable or other manures; yet most berries will repay the outlay on any good soils. We have seen the finest results on rich black waxy soils. If there is a suspicion of "cotton root blight" poison in the soil, correct by heavy applications of stable manure, before and each year after planting. Prepare all berry land well, and use good common sense in planting.

Dewberries are enormous bearers, especially Austin's. Plant in rows 6 feet apart and 2 or 3 feet apart in the row. In winter cut back the long vines which are to bear the fruit to 1½ to 2 feet in length. After the second year, when the fruit has set, many strong new canes will spring up, covering the fruit. These should be cut off near the ground, to give the fruit a better chance to ripen and allow easy picking of the fruit. The second lot of new canes that will come up must be left to bear the next year's crop. After the fruit is gone, the cane which bore the crop should be taken out, and this process should be followed each year afterwards. Keep the land clean and mellow by frequent culture and rich by fertilizing.

Blackberries are by far the easiest to handle and most generally successful of all berries. They get up above the grass and thereby endure more neglect, yet nothing repays good care better. Give them good soil and culture, plant in rows 8 feet apart by 2 feet apart in the row and allow them to sprout up and make a continuous row by plowing the middles. Some, however, prefer to keep them in hills 3 feet apart, claiming an increased fruitage thereby. The first year many kinds will vine over the ground, the second year they will grow up stronger. Top the new growth each year in May or June, at 3 feet, causing them to spread. Before fruiting time, cut them back sides and tops to a stiff bush form, take out the dead wood with a strong hoe or briar hook in fall or winter, and burn it. One or two rows of Blackberries planted between each two rows of the young orchard will defray the expense of culture and bring a net profit besides, while the orchard is coming to productive-ness.

Raspberries are still less appreciated than blackberries. The Black Cap varieties for black waxy land are very successful. Both blacks and reds succeed on sandy land. Treat same as blackberries.

Strawberries succeed well South and North. Sandy land is preferred, but it is a fallacy that they do not succeed on black land. When practical, plant in rows 3½ or 4 feet apart and 15 inches in the row, using horse cultivator and matted-row system. May mulch with hay or hulls in summer, if preferred, but dust mulch from continuous culture is perhaps best. In garden beds, plant 18 inches each way, keep mellow and clean with hoe and mulch. Well to provide water during long droughts.

Shade and Street Trees. Being usually in uncultivated ground, dig a generous hole, 3 feet across and 20 inches deep, frequently larger would be better, put some good, rich, mellow soil about the roots, fill up two-thirds full, and water freely; then fill up the hole, leaving a slight mound next the tree with a depressed ring around the outer edge

of the hole so the water will not drain off. Water once in two weeks and do it thoroughly, a 15-inch soaking, not a surface bath out of reach of the roots. Locoosen up the soil frequently during the growing season and mulch with the mowings from the lawn. Plant medium-sized trees and cut them back severely to not over 8 or 9 feet high. Larger trees require most care and it is well repaid. Where it can be done, it pays to put the land in good state of cultivation before planting.

Distance to Plant. On good, average soil, trees should be planted as follows: Apples 25x25, or better 30x20, 69 trees per acre; Peaches 20x20 feet, 108 trees per acre; Plums, Prunes, Apricots and Cherries, 18x28 feet, 170 trees per acre; Figs and Japan Persimmons 15x15, 193 trees per acre; Pecans, 40x40, 27 trees per acre; street trees 15 to 25 feet apart; Grapes usually rows 9 feet apart and 8 feet in the row, 600 plants per acre; Blackberries and Raspberries, 8x3, 2,760 plants per acre; Dewberries 5x3 feet, 3,290 plants per acre; Strawberries 4x2 feet, 6,800 plants per acre.

Sprayers. We are prepared to furnish to our customers the most up-to-date spray pumps from the manufacturers at manufacturers' prices. Send us your orders for

sprayers. In addition to above condensed instructions, we offer free "Suggestions for Planting and Care of Trees" on request.

HORTICULTURAL BOOKS

We supply our patrons the following and other useful books at publishers' prices. Send us the price with full name and address, and we will have them mailed direct to you.

Landscape Gardening, Robt. Cridland.....	\$1.85
Rural Improvement, Waugh.....	1.25
Flower Garden Handbook, Putnam.....	1.60
Money in the Garden, Quinn.....	1.00
The Practical Fruit Grower, Maynard paper.....	.75
Plum Culture, Waugh.....	1.50
Dollars in Nuts, Kerr.....	.15
Pecan Bulletins 19 and 55.....	Free
Farm and Ranch Weekly, Dallas, Texas.....	1.00

Apply to Dept. of Agriculture, Austin, Texas for the Bulletins.
Address

The John S. Kerr Nursery Co.

SHERMAN, TEXAS

P. O. Box 768

INDEX

	Page		Page		Page
Introductory.....		Evergreen, Broadleaved.....	18-19	Peony.....	24
.....Inside Front Cover		Evergreens, Coniferous.....	18-19	Perennial Plants.....	24
Albela Grandiflora.....	18	Figs.....	11	Philadelphus.....	21
Althaea.....	20	Flowering Willow.....	21	Phlox.....	24
Amaryllis.....	25	Fruit Department.....	4	Photina.....	19
Amor Privet.....	22	Garden Roots.....	13	Platyodon.....	24
Antigonon Vine.....	23	Gladioli.....	25	Plumbago.....	24
Apples.....	9	Golden Glow.....	24	Plums.....	6-7
Apples, Crab.....	9	Grapes.....	14	Plum Cherry.....	8
Apricots.....	7	Grasses.....	25	Poinciana.....	21
Arbor Vitae.....	18	Hackberry.....	16	Pomgranates.....	10-21
Ash, American.....	16	Hardy Orange.....	19	Poplar.....	16
Asters, Hardy.....	24	Hedge Plants.....	22	Privets.....	22
Berries.....	14	Hellebore.....	24	Prunes, Pissardi.....	21
Bois D'Arc.....	16	Hibiscus.....	21	Pyracantha Lelandi.....	21
Blackberries.....	14	Hollyhocks.....	24	Quinces.....	11
Barberry.....	18-20	Hyacinths.....	25	Raspberries.....	13
Boston Ivy.....	23	Hydrangeas.....	21	Red Bud.....	16
Box Elder.....	16	Instructions, Planting and Care.....	27-29	Roses.....	26
Bulbs.....	25	Iris.....	24	Selections Made By Us.....	2
Butterfly Bush.....	20	Japanese Persimmon.....	11	Shade Trees.....	16-17
Buxus.....	18	Junipers.....	18	Shade Trees, Seedlings.....	17
Caladium.....	25	Juniperus Chinensis, etc.....	18	Shade Trees, Special.....	17
Canna.....	25	Kerr Quality.....	1	Salvia.....	21
Cape Jasmine.....	19	Kudzu Vine.....	23	Shasta Daisies.....	24
Catalpa Bungeii.....	17	Landscape Department.....	3	Shrubs, Flowering.....	20-22
Catalpa Speciosa.....	16	Lespedeza.....	4	Small Fruits.....	13
Cedar, Red.....	18	Ligustrums.....	19	Snow Ball.....	21-22
Cedrus Atlantica.....	18	Ligustrums, Japanese.....	16	Snowberry.....	22
Cedrus Deodara.....	18	Lilacs.....	21	Spiraea.....	22
Chaste or Sage Tree.....	21	Lillies.....	21	Strawberries.....	13
Cherries.....	8	Locust, Black.....	16	Sycamore.....	16
Clematis.....	23	Magnolia Grandiflora.....	19	Tamarisk.....	22
Climbing Vines.....	23	Mahonia Aquatifolium.....	19	Terms.....	2
Coreopsis Grandiflora.....	24	Maple.....	16	Texas Quality Trees.....	17
Cottonwood.....	16	Matrimony Vine.....	23	Texas Umbrella.....	16
Crape Myrtle.....	20	Mulberries.....	14	Texas Wonder Fig.....	11
Cydonia.....	20	Mulberry Tree.....	16	Tree Planting Instruc- tions.....	27-29
Cypress Deciduous.....	16	Nandina.....	19	Trumpet Flower.....	23
Dahlias.....	25	Narcissus.....	25	Tuberose.....	24
Daisy, Shasta.....	24	Nut Trees.....	12	Tulips.....	25
Delicious Plum Jelly.....	6	Oak.....	17	Varnish Tree.....	17
Delphinium.....	24	Ornamental Department.....	15	Vines, Climbing.....	23
Deutzias.....	21	Our Preferred Stock.....	1	Violets.....	24
Dianthus Pinks.....	24	Peaches.....	5	Virginia Creeper.....	23
Division of Fruit Belts.....	4	Peach, Flowering.....	21	Walnut, Black.....	12
Elders.....	21	Pecans.....	12	Weigela.....	22
Elm, American White.....	16	Pears.....	10	Wild Peach.....	19
Elm, Chinese.....	16			Willow, Weeping.....	17
English Ivy.....	23			Wistaria.....	23
Euonymus, Jap.....	19				



The refinement of the Home is being
judged by the development of

The Orchard

The Garden

The Landscape

The John S. Kerr Nursery Co.

P. O. BOX 768

SHERMAN, TEXAS