

Workshop for Uploading and Indexing public domain text in Wikisource

Komunitas Wikisource Indonesia
15 August 2023



Wikimedia project



WIKIPEDIA
The Free Encyclopedia



Wiktionary
The free dictionary



WIKIBOOKS



WIKISOURCE



WIKINEWS



WIKIVERSITY



WIKISPECIES
free species directory



MediaWiki



WIKIDATA



WIKIMEDIA
COMMONS



wiki
voyage



WIKIMEDIA
META-WIKI



WIKIMEDIA
INCUBATOR



WIKIMEDIA
LABS



WIKIMEDIA
FOUNDATION





Agenda

- Introduction of Komunitas Wikisource Indonesia
- Uploading and Indexing Tutorial



Komunitas
Wikisource
Indonesia

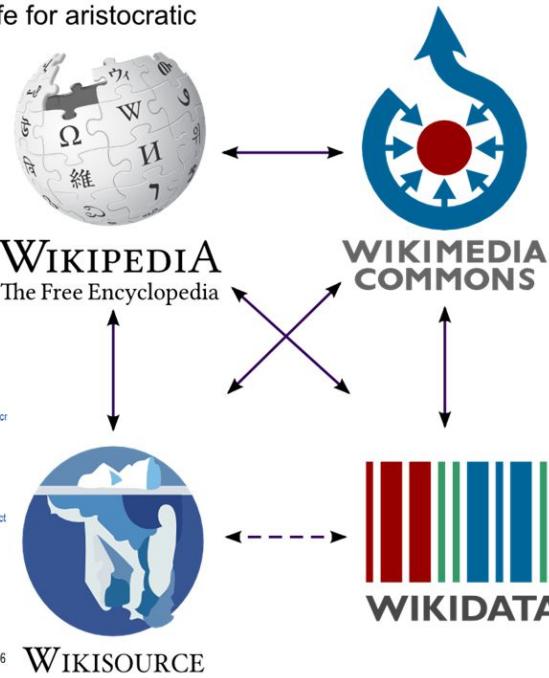
Wikimedia Commons > Wikisource



Lord Byron

From Wikipedia, the free encyclopedia

"Often described as the most flamboyant and notorious of the major Romantics, Byron was celebrated in life for aristocratic excesses..., "



Longer poetic works [edit]

- *English Bards, and Scotch Reviewers*, a satire (1809) (transcr)
- *Hints from Horace* (1811) (transcription project)
- *The Curse of Minerva* (1811)
- *The Waltz*, an apostrophic hymn (1813)
- *The Giaour* (1813)
- *The Bride of Abydos*, a Turkish tale (1813) (transcription project)
- *The Corsair*, a tale (1814)
- *Ode to Napoleon Buonaparte* (1814)
- *Lara*, a tale (1814)
- *The Siege of Corinth* (1816)
- *Parisina* (1816)
- *The Prisoner of Chillon* (1816)
- *Monody on the Death of the Right Hon. R. B. Sheridan* (1816)
- *Manfred*, a dramatic poem (1817)
- *The Lament of Tasso* (1817)
- *Beppo*, a Venetian story (1818)

Child: Ada Lovelace
Member of: Royal Society
LCCN ID: n81026857

...
...



Indexing in Wikisource

1. **Unggah** hasil pindaian buku atau dokumen ke **Wikimedia Commons**
 - Teks haruslah yang tidak berhak cipta di Indonesia maupun di negara asalnya yang diperbolehkan oleh Wikimedia Commons
2. Membuat butir di wikidata
3. Membuat **indeks** halaman hasil pindaian

List of book that can be uploaded


<https://w.wiki/7EiM>



The slide presentation

<https://w.wiki/7EiM>






A. Uploading texts

1, Search in your search engine for **Wikimedia Commons**


The screenshot shows a Google search interface with the search term 'wikimedia commons' entered. The search results are displayed in a dark theme. The top result is for 'Wikimedia Commons', with a URL 'https://commons.wikimedia.org'. The description states: 'Wikimedia Commons is part of the non-profit, multilingual, free-content Wikimedia family. Wikipedia Encyclopedia. Wikinews Open journalism.' Below the description, there are three category links: 'Category:Images', 'Category:Videos', and 'Category:Public domain'. To the right of the text, there is a grid of images, including the Wikimedia Commons logo and a group of people. Below the grid, the text 'Wikimedia Commons' is displayed, followed by 'Situs web' and a brief description: 'Wikimedia Commons adalah tempat penyimpanan gambar-gambar dan berkas-berkas multimedia'.



A. Uploading texts

2, Click the one that have a red mark

The screenshot shows the Wikimedia Commons homepage. In the top right corner, there is a navigation bar with links for English, user profile (Agus Damanik), notifications, and various tools like Talk, Preferences, Beta, Watchlist, Uploads, Contributions, and Log out. Below this is a search bar for Wikimedia Commons. The main header features the Wikimedia Commons logo and the text 'Wikimedia Commons' followed by 'a collection of 90,636,522 freely usable media files to which anyone can contribute'. There are buttons for 'Images', 'Sounds', 'Videos', and 'Upload'. The left sidebar contains a 'Participate' section with 'Upload file' circled in red. The main content area includes a 'Picture of the day' section with a photo of trees and a 'Wiki Loves Folklore' banner with the text 'Upload your local culture photos during Wiki Loves Folklore 2023. Learn more about the contest!' and an 'Upload an image to Wiki Loves Folklore' button.




A. Uploading texts

3, Drag and drop the file that you choose based on the list after you download the file

Please visit [Commons:Help desk](#) if you need to ask questions about uploading files.


Learn **Upload** Release rights Describe Add data Use

 **Select media files to share**

Drop files here

or

[Share images from Flickr](#)



A. Uploading texts

4, Wait and click continue after the document successfully uploaded

The screenshot displays a file upload interface. On the left is a sidebar menu with options: 'upload file', 'Recent changes', 'Latest files', 'Random file', 'Contact us', 'Tools', 'Special pages', and 'Printable version'. The main area shows a file named 'Pedoman_perdjuangan_Masjumi.pdf' with a thumbnail image of a book cover. Below the file name, it says 'Uploaded' with a green checkmark and a 'Remove' button. There are two buttons for adding more files: 'Add more files' and 'Add more images from Flickr'. A 'Personal data' warning box is present, stating that EXIF metadata may contain location or other personal data. At the bottom, a message says 'All uploads were successful!' with a 'Continue' button circled in red. A 'Back' button is also visible. The status '1 of 1 file uploaded' is shown at the bottom right.

upload file
Recent changes
Latest files
Random file
Contact us
Tools
Special pages
Printable version


Pedoman_perdjuangan_Masjumi.pdf
Uploaded
[Remove](#)

[Add more files](#) Drop files here [Add more images from Flickr](#)

Personal data
EXIF metadata in this file may contain location or other personal data automatically added by your camera. [Learn more](#) about how to edit or remove EXIF metadata.

[Back](#) All uploads were successful! [Continue](#)

1 of 1 file uploaded



A. Uploading text

5, Follow the picture and scroll down after you fill the required description



This site requires you to provide copyright information for this work, to make sure everyone can legally reuse it.

- This file is my own work.
 This file is not my own work.

Source

Where this digital file came from — could be a URL, or a book or publication.

[https://socrates.leidenuniv.nl/view/item/161374?
solr_nav%5Bid%5D=4c4bc16a95931c73ca92&solr_nav%5Bpage%5D=7&solr_nav%5Boffset%5D=14#page/
1/mode/1up](https://socrates.leidenuniv.nl/view/item/161374?solr_nav%5Bid%5D=4c4bc16a95931c73ca92&solr_nav%5Bpage%5D=7&solr_nav%5Boffset%5D=14#page/1/mode/1up)


Link that you use to download
the book

Author(s)

The name of the person who took the photo, or painted the picture, drew the drawing, etc.

Tan [Boen Soan](#)

The name of the writer



A. Uploading text

6, choose the the right cc license and click next after you choose

▼ **The copyright holder published this work with the right Creative Commons license**

Not all Creative Commons licenses are good for this site. Make sure the copyright holder used one of these licenses.

If the work is already published online, but not under that license online, or if you aren't the copyright holder of the work, please follow the steps described at COM:VRT (the copyright holder has to send an email with relevant permission) and add {{subst:PP}} to the "Source" field above.

Creative Commons Attribution ShareAlike 4.0 (legal code) ⓘ ⓘ

Creative Commons Attribution ShareAlike 3.0 (legal code) ⓘ ⓘ

Creative Commons Attribution ShareAlike 2.5 (legal code) ⓘ ⓘ

Creative Commons Attribution 4.0 (legal code) ⓘ

Creative Commons Attribution 3.0 (legal code) ⓘ

Creative Commons Attribution 2.5 (legal code) ⓘ

Creative Commons CC0 Waiver (release all rights, like public domain: legal code) ⓘ

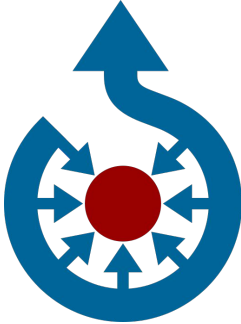
► **The copyright holder published their photo or video on Flickr with the right license**

► **The copyright has definitely expired in the USA**

► **This work was made by the United States government**

► **Another reason not mentioned above**

► **I found it on the Internet — I'm not sure**



A. Uploading text

7, Write the text that's required by the description below



 Remove

Image title

Create a unique descriptive title using plain language with spaces. Omit the file extension, if any.

Baba Fantasie

Title of the book

Caption

Add a one-line explanation of what this file represents, including only the most relevant information. *Optional*

English

Book from Chen Wen Zwan

Books from (Name of the au


[+ Add a caption in another language](#)


Description

Provide all information that will help others understand what this file represents.

English

Book from Chen Wen Zwan





A. Uploading text

8, Click the pencil logo and write the required information

Date work was created or first published

Choose the date this work was created or first published.

  1939

Year of publication

Categories


Add your file to [categories](#) so as to make it easier to find.

Optional

Books from Indonesia PDF files  Add a category...

Click first

Same as the text above



A. Uploading text

9, add book as item and publish data for all files after you add the item

Book from Chen Wen Zwan
Baba_Fantasie.pdf

Items portrayed in this file
depicts

Search to add items from Wikidata ...



book Mark as prominent

Qualifiers
Add qualifier

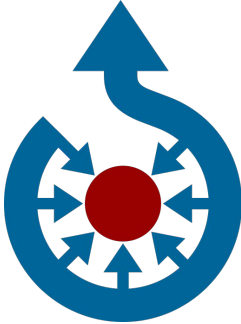
References
Add reference

[Learn more](#)

+ Add statement

  **License for all structured metadata (NOT the file)**
By clicking "publish", you agree to the [terms of use](#), and you irrevocably agree to release your contribution under the [Creative Commons CC0 License](#).

Skip this step **Publish data for all files**



A. Uploading text

10, Text successfully uploaded

Thanks for uploading!

You can now use these files on wikis, or link to them on the web.



Baba Fantasia.pdf

To use the file in a wiki, copy this text into a page:

`[[File:Baba Fantasia.pdf|thumb|Book from Chen Wen Zwan]]`

 Copy

To link to it in HTML, copy this URL:

`https://commons.wikimedia.org/wiki/File:Baba_Fantasia.pdf`

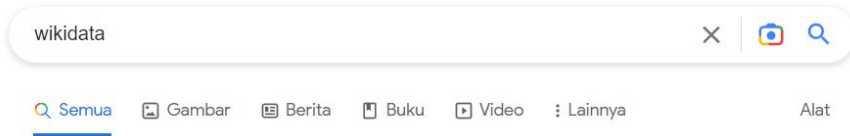
 Copy

[Go to wiki home page](#)

[Upload more files](#)

B. 1. Create item in Wikidata

1, Search wikidata in your search engine



Sekitar 736.000.000 hasil (0,40 detik)

<https://www.wikidata.org> › wiki · [Terjemahkan halaman ini](#) ⋮

Wikidata

22 Jan 2023 — **Wikidata** is a free and open knowledge base that can be read and edited by both humans and machines. **Wikidata** acts as central storage for the ...

Query

You can build queries without having to write SPARQL in the ...

Wikidata:Tours

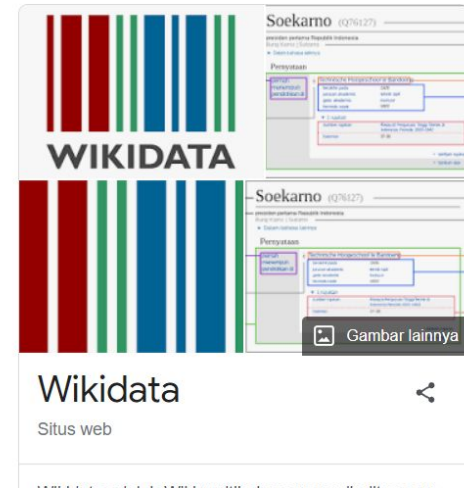
This tour includes advanced editing on Wikidata and how to ...

[Telusuran lainnya dari wikidata.org](#) »

<https://www.wikidata.org> › wiki › Wikidata:Halaman_U... ⋮

Wikidata:Halaman Utama

8 Des 2022 — **Wikidata** adalah basis pengetahuan gratis dan terbuka yang dapat dibaca dan disunting oleh manusia dan mesin.



B. 1. Create item in Wikidata

2, click the red circle



The screenshot shows the Wikidata homepage. At the top right, there is a navigation bar with links for English, user profile (Agus Damanik), notifications, and various settings like Talk, Preferences, Beta, Watchlist, Contributions, and Log out. A notification box indicates the language has changed from Bahasa Indonesia. Below this is a search bar and a project page selector (Project page: Discussion). A large banner for Wikimania Singapore 2023 registration is visible, stating that registration is open from August 16-19. The main heading is "Wikidata:Halaman Utama". Below the heading is a network diagram with nodes and connecting lines. The word "kolaboratif" is written above a central node, and "bertautan" is written above another node. The text "Selamat datang di Wikidata" is prominently displayed in the center of the diagram. On the left sidebar, the "Create a new Item" link is circled in red.

English Agus Damanik 2 22 Talk Preferences Beta Watchlist Contributions Log out

Language changed from Bahasa Indonesia

Search Wikidata

Project page Discussion

WIKIMANIA SINGAPORE

Registration for Wikimania 2023 is open!
Happening August 16-19. Register now to attend in person or online

[Help with translations!]

Wikidata:Halaman Utama

kolaboratif bertautan

terbuka

Selamat datang di Wikidata

Recent changes
Random Item
Query Service
Nearby
Help
Donate



B. 1. Create item in Wikidata

3, choose code language en for english language and filled the required document. After you filled the document, you can click create

Create a new Item

Language:

en



Label:

Baba Fantasia

Title of the book

Description:

books from Chen Wen Zwan.

Books from (Name of the a

Aliases, pipe-separated:

enter some aliases in English

Create



B. 2. Adding statement

3, click the red circle

Baba Fantasia (Q121439023)

books from Chen Wen Zwan.

 edit

▼ In more languages

Configure

Language	Label	Description	Also known as
English	Baba Fantasia	books from Chen Wen Zwan.	
Indonesian	No label defined	No description defined	
Javanese	No label defined	No description defined	
Sundanese	No label defined	No description defined	

Statements

 + add statement

B. 2. Adding statement

4, Ketik atribut adalah dan klik

Almanak lembaga-lembaga negara dan kepartaian (Q116755715)

Buku tentang Partai dan Lembaga Indonesia

 [sunting](#)

▼ Dalam bahasa lainnya


Pengaturan

Bahasa	Label	Deskripsi	Juga dikenal sebagai
Bahasa Indonesia	Almanak lembaga-lembaga negara dan kepartaian	Buku tentang Partai dan Lembaga Indonesia	
Inggris	Tidak ada label	Tidak ada deskripsi	
Jawa	Tidak ada label	Tidak ada deskripsi	
Sunda	Tidak ada label	Tidak ada deskripsi	

Dengan menekan "terbitkan", Anda menyetujui ketentuan layanan, dan Anda sepakat untuk melepas sumbangan Anda di bawah Creative Commons CC0 License tanpa bisa ditarik kembali.

Saya menerima syarat ini untuk suntingan selanjutnya. Jangan tampilkan lagi pesan ini.

Pernyataan




adalah as

butir ini adalah contoh spesifik dan anggota dari sebuah kelas tertentu. Bedakan dengan atribut Property:P279 (subkelas dari).

subkelas dari

semua contoh dari butir ini adalah bagian dari sebuah jenis lain yang lebih luas, jangan bingung dengan Atribut:P31 (contoh dari)

✓ terbitkan
✗ batal
?

 tambahkan rujukan



B. 2. Adding statement

4, add instance of as statement and written work as property

English	Baba Fantasia	books from Chen Wen Zwan.
Indonesian	No label defined	No description defined
American English	No label defined	No description defined
Javanese	No label defined	No description defined

By clicking "publish", you agree to the [terms of use](#), and you irrevocably agree to release your contribution under the [Creative Commons CC0 License](#).

I accept these terms for my future edits. Do not show this message again.

Statements

instance of

 written work

publish cancel 

+ add qualifier

▼ 0 references

+ add reference



B. 2. Adding statement

5 Repeat the previous step and add author as statement and input the name of the writer of the book as property,



The screenshot shows the Wikidata 'Add statement' dialog box. On the left, a blue sidebar contains a search input field with the text 'author'. The main area has a search input field containing 'Tan Boen Soan'. Below the search field, there is a dropdown menu showing '0 references'. On the right side of the dialog, there are several controls: a 'publish' button with a checkmark, a 'cancel' button with an 'X', a help icon (question mark), a '+ add qualifier' button, and a '+ add reference' button.



B. 2. Adding statement

6. Repeat the previous step and add year of publication as property

again.

publication date

1939

✓ publish ✕ cancel ?

+ add qualifier

▼ 0 references

+ add reference

+ add statement



B. 2. Adding statement

7. Repeat step 3 and filled the title by inputting title of the book

 ✓ publish ✕ cancel ?
+ add qualifier
▼ 0 references
+ add reference



B. 2. Adding statement

8, repeat step 3 and input the name of the file in common into the required box

document file on Wikimedia Commons

Baba Fantasia.pdf

again.

✓ publish 🗑️ remove ✕ cancel ?

+ add qualifier

▼ 0 references

+ add reference

+ add value



C. Creating index in Indonesian Wikisource

1, search the keyword (**id.wikisource**) in google

The screenshot shows a Google search interface. The search bar contains the text 'idwikisource'. Below the search bar, there are navigation options: 'Semua' (selected), 'Gambar', 'Berita', 'Shopping', 'Video', and 'Lainnya'. The search results show approximately 8,400,000 results in 0.41 seconds. The first result is for 'id wikisource' with a link to 'https://id.wikisource.org › wiki › Halaman_Utama'. The second result is for 'Portal:Undang-Undang Republik Indonesia - Wikisource' with a link to 'https://id.wikisource.org › wiki › Portal:Undang-Undang...'. Both results include a brief description of the Wikisource project in Indonesian.

idwikisource

Semua Gambar Berita Shopping Video Lainnya Alat

Sekitar 8.400.000 hasil (0,41 detik)

Menampilkan hasil untuk **id wikisource**
Atau telusuri idwikisource

<https://id.wikisource.org> › wiki › Halaman_Utama

Wikisource

19 Sep 2022 — **Wikisource** bahasa Indonesia adalah situs Arsip Dokumen Bebas, yakni sebuah perpustakaan naskah sumber dengan isi bebas yang dibangun oleh ...

<https://id.wikisource.org> › wiki › Portal:Undang-Undan...

Portal:Undang-Undang Republik Indonesia - Wikisource

3 Jan 2023 — Portal:Undang-Undang Republik Indonesia ; 1960 · 1961 · 1962 · 1963 · 1964 ; 1970 · 1971 · 1972 · 1973 · 1974 ; 1980 · 1981 · 1982 · 1983 · 1984 ...



C. Membuat indeks di Wikisource

2. change red circle one into this [Indeks:\[file name in common\]](#) in search bar





C. Membuat indeks di Wikisource

3. click the red circle

Indeks **Pembicaraan** Gaya



Pemilihan steward sudah dimulai. Ayo ikut men

Indeks:Almanak lembaga-lembaga negara dan kepartaian.pdf

Dari Wikisource bahasa Indonesia, perpustakaan bebas

Wikisource tidak memiliki halaman indeks dengan judul "Almanak lembaga-lembaga negara dan kepartaian.pdf".

- **Buat halaman "Indeks:Almanak lembaga-lembaga negara dan kepartaian.pdf"** atau ajukan permintaan pembuatan.
- Cari "*Almanak lembaga-lembaga negara dan kepartaian.pdf*" di Wikisource
- Lihat halaman lain yang memiliki pautan ke halaman ini.

Jika halaman yang Anda buat tidak muncul, hal itu mungkin karena adanya keterlambatan pembaruan basis data atau halaman tersebut dihapus. Tunggu beberapa saat dan [muat ulang](#) halaman ini, atau periksa [log penghapusan](#).

[Kebijakan privasi](#) [Tentang Wikisource](#) [Pernyataan](#) [Tampilan seluler](#) [Pengembang](#) [Statistik](#) [Pernyataan kuki](#)



C. Membuat indeks di Wikisource

4. copy and paste the QID into 'Butir Wikidata and scroll down to click terbitkan halaman to complete the step

Almanak lembaga-lembaga negara dan kepartaian (Q116755715)

Buku tentang Partai dan Lembaga Indonesia

 [sunting](#)

▼ [Dalam bahasa lainnya](#)

[Pengaturan](#)



Butir Wikidata

Ringkasan:

Pantau halaman ini Selamanya ▼

Dengan menyimpan perubahan, Anda menyatakan setuju pada [Ketentuan Penggunaan](#) dan Anda secara tetap setuju untuk melepas kontribusi Anda di bawah [Lisensi CC BY-SA 3.0](#) dan [GFDL](#). Anda setuju bahwa pemberian pranala atau URL sudah dirasa cukup untuk atribusi di bawah Lisensi Creative Commons.

[Terbitkan halaman](#)

[Lihat pratayang](#)

[Lihat perubahan](#)

[Batalan](#)

[Bantuan penyuntingan](#) (buka di jendela baru)





C. Membuat indeks di Wikisource

5.The index has been successfully created

Fexpr Pembicaraan Preferensi Beta Daftar pantauan Kontribusi Keluar log

Indeks [Pembicaraan](#) [Baca](#) [Sunting](#) [Versi terdahulu](#) [★](#) [Lainnya](#)

Indeks:PDIKM 700-06 Majalah Aboean Goeroe-Goeroe Juni 1931.pdf

Dari Wikisource bahasa Indonesia, perpustakaan bebas

Judul Majalah Aboean Goeroe-Goeroe Juni 1931
Tahun 1931
Penerbit Redaksi Majalah Aboean Goeroe-Goeroe
Sumber Pindaian

M A W A R.

Isi: 1-400	1931	Tahun II.
Isi: 1-400	1931	Tahun II.

Halaman (key to Page Status) [Ciutkan]

1 2 3 4 5 6 7 8 9 10 11 12 13 14 15 16 17 18 19 20 21 22 23 24

Follow us!!!!



idwikisource@wikimedia.or.id



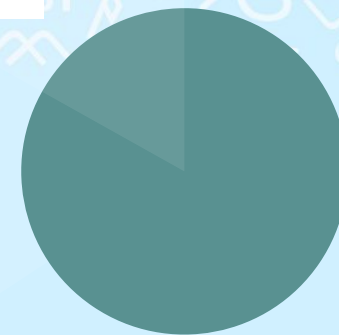
[@idwikisource](https://www.instagram.com/idwikisource)

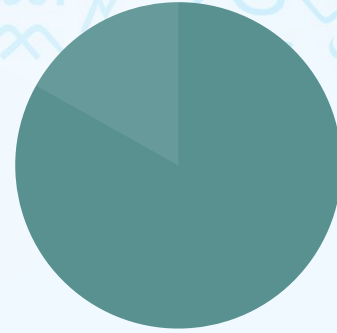


[@idwikisource](https://twitter.com/idwikisource)



[facebook.com/Wikisource bahasa
Indonesia](https://www.facebook.com/Wikisource.bahasa.Indonesia)





Terima kasih!