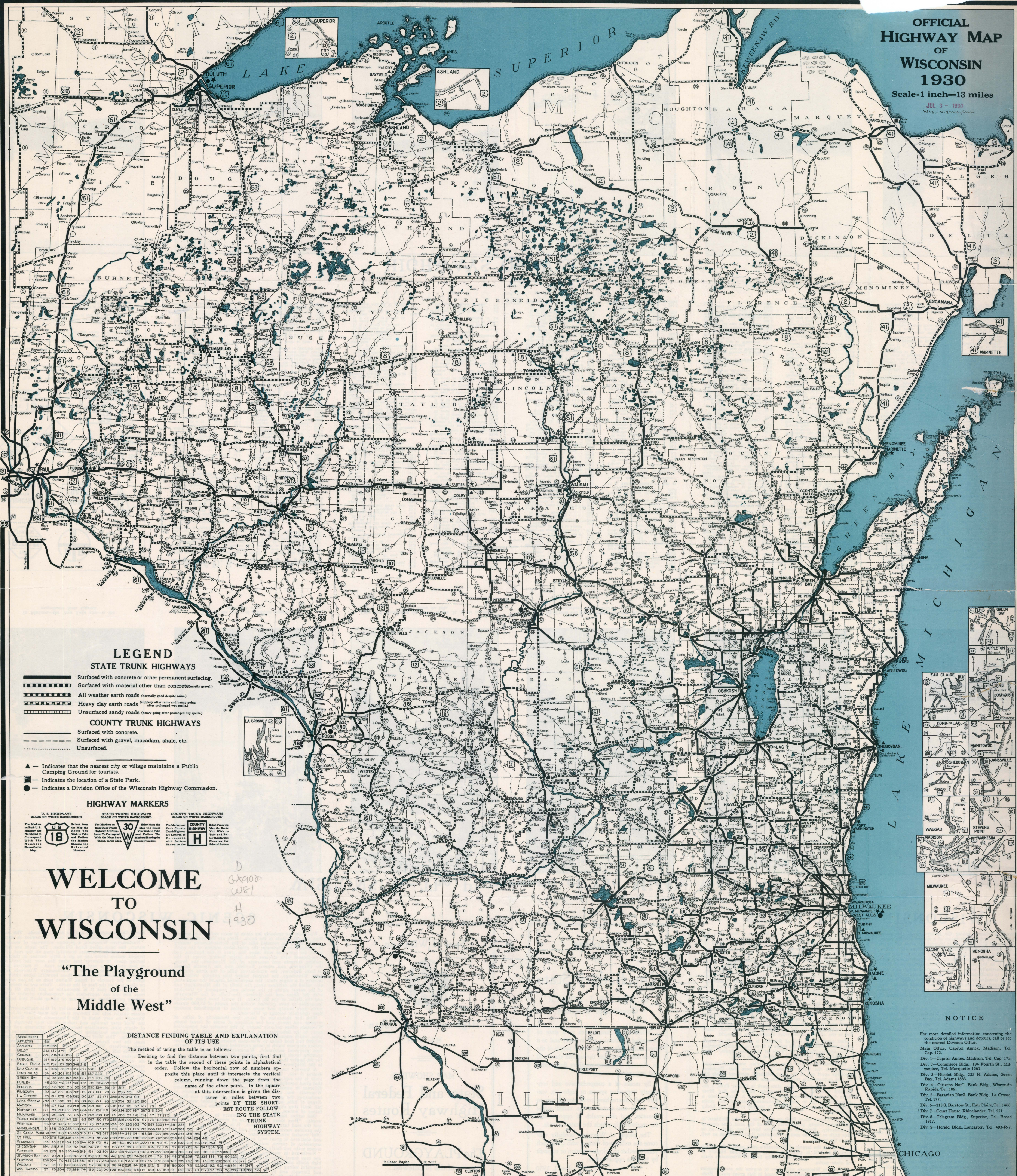


**OFFICIAL  
HIGHWAY MAP  
OF  
WISCONSIN  
1930**  
Scale—1 inch=13 miles  
JUL 3 - 1930  
WIS. HIGHWAY COM.



**LEGEND**  
**STATE TRUNK HIGHWAYS**  
 Surfacted with concrete or other permanent surfacing  
 Surfacted with material other than concrete (mostly gravel)  
 All weather earth roads (normally good despite rains)  
 Heavy clay earth roads (slippery after rains and heavy going after prolonged wet spells)  
 Unsurfaced sandy roads (heavy going after prolonged dry spells)  
**COUNTY TRUNK HIGHWAYS**  
 Surfacted with concrete.  
 Surfacted with gravel, macadam, shale, etc.  
 Unsurfaced.  
 ▲ — Indicates that the nearest city or village maintains a Public Camping Ground for tourists.  
 — — — — — Indicates the location of a State Park.  
 ● — Indicates a Division Office of the Wisconsin Highway Commission.

**HIGHWAY MARKERS**  
 U. S. HIGHWAYS  
 STATE TRUNK HIGHWAYS  
 COUNTY TRUNK HIGHWAYS

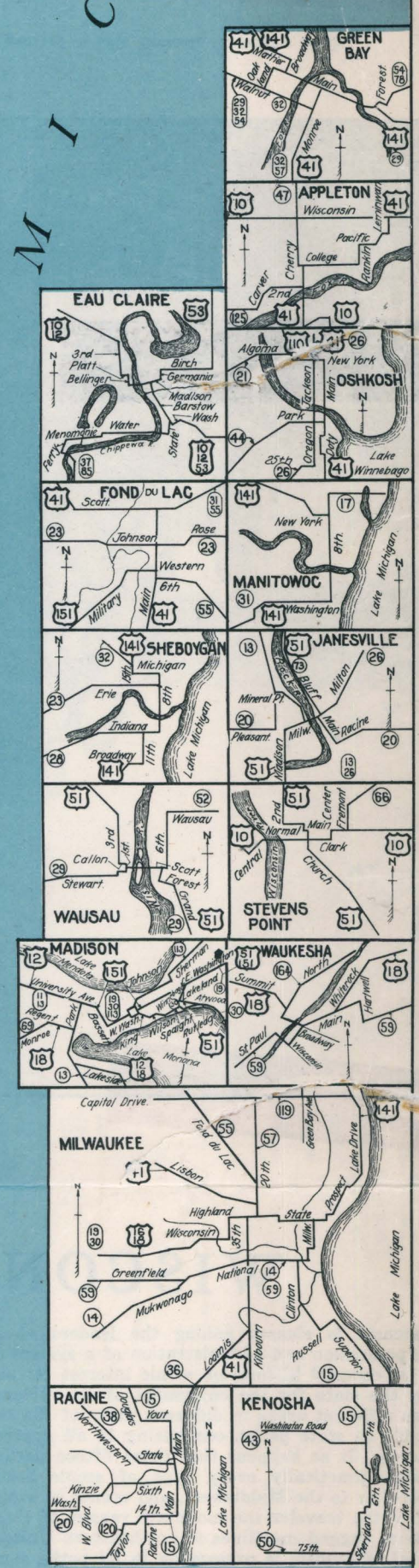
**WELCOME  
TO  
WISCONSIN**

D 6x900  
W81  
H 1930

**"The Playground  
of the  
Middle West"**

**DISTANCE FINDING TABLE AND EXPLANATION OF ITS USE**  
 The method of using the table is as follows:  
 Desiring to find the distance between two points, first find in the table the second of these points in alphabetical order. Follow the horizontal row of numbers opposite this place until it intersects the vertical column, running down the page from the name of the other point. In the square at this intersection is given the distance in miles between two points BY THE SHORTEST ROUTE FOLLOWING THE STATE TRUNK HIGHWAY SYSTEM.

ABERDEEN	151	152	153	154	155	156	157	158	159	160	161	162	163	164	165	166	167	168	169	170	171	172	173	174	175	176	177	178	179	180	181	182	183	184	185	186	187	188	189	190	191	192	193	194	195	196	197	198	199	200	201	202	203	204	205	206	207	208	209	210	211	212	213	214	215	216	217	218	219	220	221	222	223	224	225	226	227	228	229	230	231	232	233	234	235	236	237	238	239	240	241	242	243	244	245	246	247	248	249	250	251	252	253	254	255	256	257	258	259	260	261	262	263	264	265	266	267	268	269	270	271	272	273	274	275	276	277	278	279	280	281	282	283	284	285	286	287	288	289	290	291	292	293	294	295	296	297	298	299	300
ADAMS	151	152	153	154	155	156	157	158	159	160	161	162	163	164	165	166	167	168	169	170	171	172	173	174	175	176	177	178	179	180	181	182	183	184	185	186	187	188	189	190	191	192	193	194	195	196	197	198	199	200	201	202	203	204	205	206	207	208	209	210	211	212	213	214	215	216	217	218	219	220	221	222	223	224	225	226	227	228	229	230	231	232	233	234	235	236	237	238	239	240	241	242	243	244	245	246	247	248	249	250	251	252	253	254	255	256	257	258	259	260	261	262	263	264	265	266	267	268	269	270	271	272	273	274	275	276	277	278	279	280	281	282	283	284	285	286	287	288	289	290	291	292	293	294	295	296	297	298	299	300



**NOTICE**  
 For more detailed information concerning the condition of highways and detours, call or see the nearest Division Office.  
 Main Office, Capitol Annex, Madison, Tel. Cap. 172.  
 Div. 1—Capitol Annex, Madison, Tel. Cap. 173.  
 Div. 2—Commerce Bldg., 104 Fourth St., Milwaukee, Tel. Marquette 1561.  
 Div. 3—Nicollet Bldg., 225 N. Adams, Green Bay, Tel. Adams 1883.  
 Div. 4—Citizens Nat'l. Bank Bldg., Wisconsin Rapids, Tel. 109.  
 Div. 5—Batavia Nat'l. Bank Bldg., La Crosse, Tel. 177.  
 Div. 6—213 S. Barstow St., Eau Claire, Tel. 1466.  
 Div. 7—Court House, Rhinelander, Tel. 271.  
 Div. 8—Telegram Bldg., Superior, Tel. Broad 1917.  
 Div. 9—Herald Bldg., Lancaster, Tel. 493-R-1.



Wisconsin is the name of another state park in Door County. It is located on a section of the neck of land between the Door Peninsula and the mainland. It is one of the most beautiful parks in Wisconsin. It is a beautiful park with many scenic spots. It is a beautiful park with many scenic spots. It is a beautiful park with many scenic spots.

### WISCONSIN STATE PARKS

Wisconsin is the name of another state park in Door County. It is located on a section of the neck of land between the Door Peninsula and the mainland. It is one of the most beautiful parks in Wisconsin. It is a beautiful park with many scenic spots. It is a beautiful park with many scenic spots. It is a beautiful park with many scenic spots.

### SCENIC WISCONSIN

Wisconsin is the name of another state park in Door County. It is located on a section of the neck of land between the Door Peninsula and the mainland. It is one of the most beautiful parks in Wisconsin. It is a beautiful park with many scenic spots. It is a beautiful park with many scenic spots. It is a beautiful park with many scenic spots.

Wisconsin is the name of another state park in Door County. It is located on a section of the neck of land between the Door Peninsula and the mainland. It is one of the most beautiful parks in Wisconsin. It is a beautiful park with many scenic spots. It is a beautiful park with many scenic spots. It is a beautiful park with many scenic spots.

Wisconsin is the name of another state park in Door County. It is located on a section of the neck of land between the Door Peninsula and the mainland. It is one of the most beautiful parks in Wisconsin. It is a beautiful park with many scenic spots. It is a beautiful park with many scenic spots. It is a beautiful park with many scenic spots.

### WISCONSIN STATE PARKS

Wisconsin is the name of another state park in Door County. It is located on a section of the neck of land between the Door Peninsula and the mainland. It is one of the most beautiful parks in Wisconsin. It is a beautiful park with many scenic spots. It is a beautiful park with many scenic spots. It is a beautiful park with many scenic spots.

### SCENIC WISCONSIN

Wisconsin is the name of another state park in Door County. It is located on a section of the neck of land between the Door Peninsula and the mainland. It is one of the most beautiful parks in Wisconsin. It is a beautiful park with many scenic spots. It is a beautiful park with many scenic spots. It is a beautiful park with many scenic spots.

Wisconsin is the name of another state park in Door County. It is located on a section of the neck of land between the Door Peninsula and the mainland. It is one of the most beautiful parks in Wisconsin. It is a beautiful park with many scenic spots. It is a beautiful park with many scenic spots. It is a beautiful park with many scenic spots.

The Badger State  
to  
Welcome

By WALTER J. KOHLER  
Governor of Wisconsin

Wisconsin is famed both as a state of great natural playground and industry and as a diversified agricultural and industrial and an annually increasing numbers and health for recreation in which the state abounds. The people of Wisconsin cordially welcome the people of other states to visit Wisconsin for recreation in which the state abounds. The people of Wisconsin cordially welcome the people of other states to visit Wisconsin for recreation in which the state abounds.

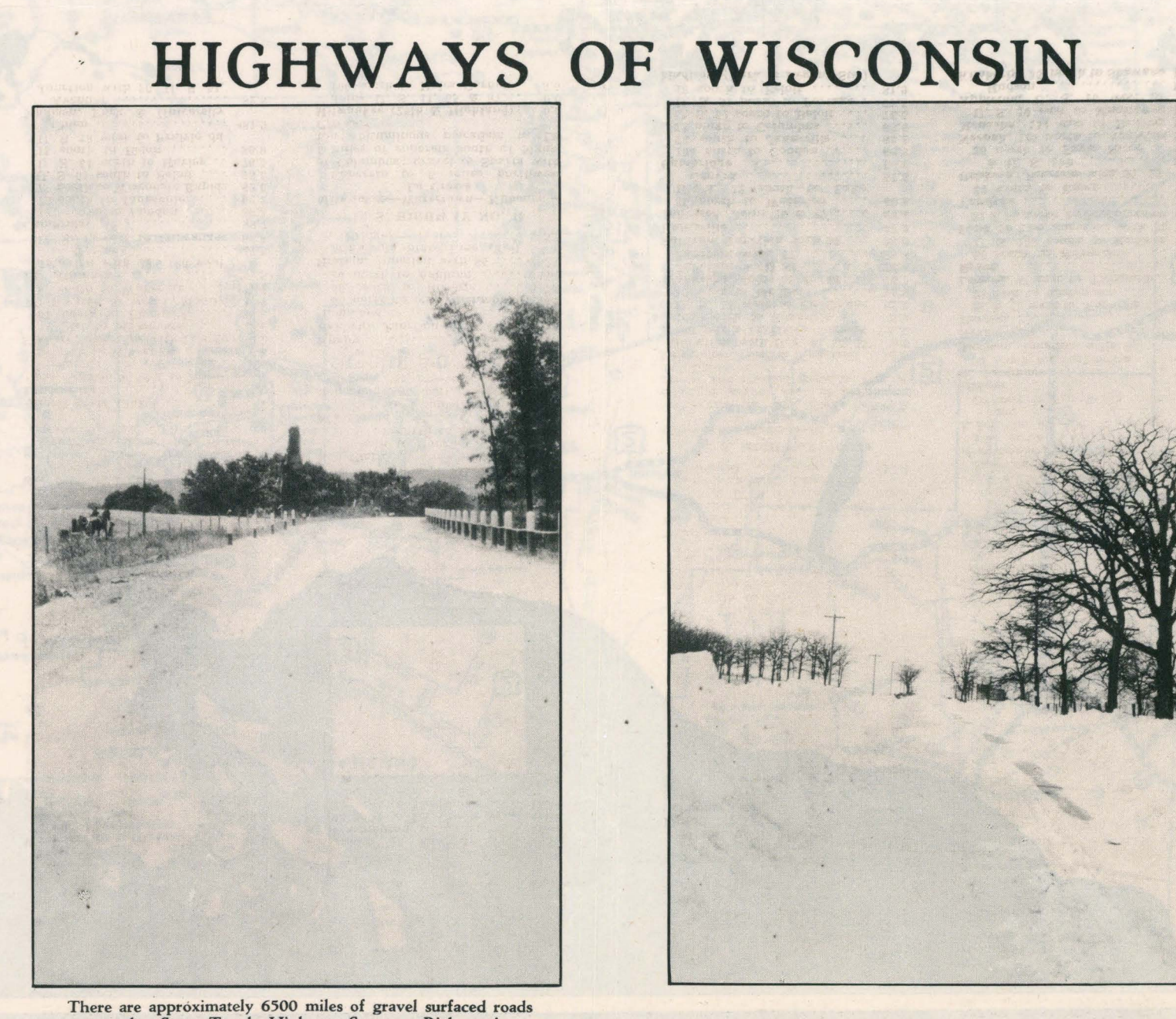
Jan. 1, 1930

### WISCONSIN—The Playground of the Middle West



Through the birches to a glorious expanse of crystal water.

Log No.	Route	Miles	Notes
114	went to Menasha	42.4	
115	went to Milwaukee	42.8	
116	went to Neenah	47.1	
117	went to Appleton	47.6	
118	went to Green Bay	47.6	
119	went to Port Washington	48.4	
120	went to Fond du Lac	51.0	
121	went to Kaukauna	51.0	
122	went to Oshkosh	51.0	
123	went to Racine	51.0	
124	went to Janesville	51.0	
125	went to Watertown	51.0	
126	went to Beloit	51.0	
127	went to Madison	51.0	
128	went to De Witt	51.0	
129	went to Watertown	51.0	
130	went to Janesville	51.0	
131	went to Beloit	51.0	
132	went to Madison	51.0	
133	went to De Witt	51.0	
134	went to Watertown	51.0	
135	went to Janesville	51.0	
136	went to Beloit	51.0	
137	went to Madison	51.0	
138	went to De Witt	51.0	
139	went to Watertown	51.0	
140	went to Janesville	51.0	
141	went to Beloit	51.0	
142	went to Madison	51.0	
143	went to De Witt	51.0	
144	went to Watertown	51.0	
145	went to Janesville	51.0	
146	went to Beloit	51.0	
147	went to Madison	51.0	
148	went to De Witt	51.0	
149	went to Watertown	51.0	
150	went to Janesville	51.0	
151	went to Beloit	51.0	
152	went to Madison	51.0	
153	went to De Witt	51.0	
154	went to Watertown	51.0	
155	went to Janesville	51.0	
156	went to Beloit	51.0	
157	went to Madison	51.0	
158	went to De Witt	51.0	
159	went to Watertown	51.0	
160	went to Janesville	51.0	
161	went to Beloit	51.0	
162	went to Madison	51.0	
163	went to De Witt	51.0	
164	went to Watertown	51.0	
165	went to Janesville	51.0	
166	went to Beloit	51.0	
167	went to Madison	51.0	
168	went to De Witt	51.0	
169	went to Watertown	51.0	
170	went to Janesville	51.0	
171	went to Beloit	51.0	
172	went to Madison	51.0	
173	went to De Witt	51.0	
174	went to Watertown	51.0	
175	went to Janesville	51.0	
176	went to Beloit	51.0	
177	went to Madison	51.0	
178	went to De Witt	51.0	
179	went to Watertown	51.0	
180	went to Janesville	51.0	
181	went to Beloit	51.0	
182	went to Madison	51.0	
183	went to De Witt	51.0	
184	went to Watertown	51.0	
185	went to Janesville	51.0	
186	went to Beloit	51.0	
187	went to Madison	51.0	
188	went to De Witt	51.0	
189	went to Watertown	51.0	
190	went to Janesville	51.0	
191	went to Beloit	51.0	
192	went to Madison	51.0	
193	went to De Witt	51.0	
194	went to Watertown	51.0	
195	went to Janesville	51.0	
196	went to Beloit	51.0	
197	went to Madison	51.0	
198	went to De Witt	51.0	
199	went to Watertown	51.0	
200	went to Janesville	51.0	



There are approximately 6500 miles of gravel surfaced roads on the State Trunk Highway System. Rich agricultural lands lying close to industrial centers makes the State a prosperous one.


Wisconsin is the name of another state park in Door County. It is located on a section of the neck of land between the Door Peninsula and the mainland. It is one of the most beautiful parks in Wisconsin. It is a beautiful park with many scenic spots. It is a beautiful park with many scenic spots. It is a beautiful park with many scenic spots.

### WISCONSIN STATE PARKS

Wisconsin is the name of another state park in Door County. It is located on a section of the neck of land between the Door Peninsula and the mainland. It is one of the most beautiful parks in Wisconsin. It is a beautiful park with many scenic spots. It is a beautiful park with many scenic spots. It is a beautiful park with many scenic spots.

### SCENIC WISCONSIN

Log No.	Route	Miles	Notes
114	went to Menasha	42.4	
115	went to Milwaukee	42.8	
116	went to Neenah	47.1	
117	went to Appleton	47.6	
118	went to Green Bay	47.6	
119	went to Port Washington	48.4	
120	went to Fond du Lac	51.0	
121	went to Kaukauna	51.0	
122	went to Oshkosh	51.0	
123	went to Racine	51.0	
124	went to Janesville	51.0	
125	went to Watertown	51.0	
126	went to Beloit	51.0	
127	went to Madison	51.0	
128	went to De Witt	51.0	
129	went to Watertown	51.0	
130	went to Janesville	51.0	
131	went to Beloit	51.0	
132	went to Madison	51.0	
133	went to De Witt	51.0	
134	went to Watertown	51.0	
135	went to Janesville	51.0	
136	went to Beloit	51.0	
137	went to Madison	51.0	
138	went to De Witt	51.0	
139	went to Watertown	51.0	
140	went to Janesville	51.0	
141	went to Beloit	51.0	
142	went to Madison	51.0	
143	went to De Witt	51.0	
144	went to Watertown	51.0	
145	went to Janesville	51.0	
146	went to Beloit	51.0	
147	went to Madison	51.0	
148	went to De Witt	51.0	
149	went to Watertown	51.0	
150	went to Janesville	51.0	
151	went to Beloit	51.0	
152	went to Madison	51.0	
153	went to De Witt	51.0	
154	went to Watertown	51.0	
155	went to Janesville	51.0	
156	went to Beloit	51.0	
157	went to Madison	51.0	
158	went to De Witt	51.0	
159	went to Watertown	51.0	
160	went to Janesville	51.0	
161	went to Beloit	51.0	
162	went to Madison	51.0	
163	went to De Witt	51.0	
164	went to Watertown	51.0	
165	went to Janesville	51.0	
166	went to Beloit	51.0	
167	went to Madison	51.0	
168	went to De Witt	51.0	
169	went to Watertown	51.0	
170	went to Janesville	51.0	
171	went to Beloit	51.0	
172	went to Madison	51.0	
173	went to De Witt	51.0	
174	went to Watertown	51.0	
175	went to Janesville	51.0	
176	went to Beloit	51.0	
177	went to Madison	51.0	
178	went to De Witt	51.0	
179	went to Watertown	51.0	
180	went to Janesville	51.0	
181	went to Beloit	51.0	
182	went to Madison	51.0	
183	went to De Witt	51.0	
184	went to Watertown	51.0	
185	went to Janesville	51.0	
186	went to Beloit	51.0	
187	went to Madison	51.0	
188	went to De Witt	51.0	
189	went to Watertown	51.0	
190	went to Janesville	51.0	
191	went to Beloit	51.0	
192	went to Madison	51.0	
193	went to De Witt	51.0	
194	went to Watertown	51.0	
195	went to Janesville	51.0	
196	went to Beloit	51.0	
197	went to Madison	51.0	
198	went to De Witt	51.0	
199	went to Watertown	51.0	
200	went to Janesville	51.0	



Hard paved thru highways are fast becoming a reality in Wisconsin. There are now over 2000 miles of hard paved roads in the state.