


10a

178



10a
178

74110

C





A


Class 10 a. No. 178

BY PURCHASE.

101






































Notes on the Lectures of
S. Barton M.D. January 20

Robert Alison

Barton's Practice

Beginning June 20

UNIVERSITY OF PENNSYLVANIA
OF
PHILADELPHIA

JUN 1 - 1909

74110

Robert Alison

TO THE
TO
AND LITERARY

January 20th 1854

I am convinced that the two diseases of consumption
& scrophula are nearly allied - The Muriatic
Acid is admitted to be of use in scrophula I think
is owes its virtues to the muriatic Acid -
I have received a letter from Maryland yesterday
stating that a very obstinate case of scrophula
has been cured by vaccination alone -
The Thyroid Gland is subject to a disorder called
Bovine Cret or Goitre. This is I think of a scrophulous
nature. Children are born sometimes with this affec-
tion of the Thyroid Gland - sometimes it is merely a
thickening of the column of the neck, sometimes the
Thyroid Gland alone is affected appearing like an
apple. It is extremely scarce in Phil^a. We trace
it from the Mohawk river

It is common in Canada on the north side of Lake Erie
It is extremely common in the valleys of South America
It is one of the diseases which man have in common
with other animals for it affects the Sheep & the
Goats &c - It affects the Goats about Pittsburg -

The Cause of this disease we are still at great
loss. I have been assured that this disease have been
discovered among Indians where there is no Limestone
The Goitre is entirely unknown in the most elevated
Valleys of lime stone. It has been ascribed to the an-
dness of snow water. we know that Goitre is unknown in Lapland
where they drink nothing but snow water, In the Island
where this disease prevails more than
any where else they drink no snow water

The
an
in
I
wa
Bu
is
I
an
G
Wo
4
was
th
one
in
God
m
8
L
wis
bin
Th
Ho
th
or
be
for

This disease cannot be the effect of cold as the
disease increases ^{especially in wet weather} in size in Summer & decreases
in winter especially in cold dry weather

It has been supposed that it arises from drinking
water which passes over or through coal beds

But it is not known in many parts where there
is extensive beds or mines of Stone coal

It is an Indian Supposition that it arises from
drinking water full of Algae sweet. This is foolish

Women are more subject to this disease than men
Women sometimes during Parturition have a swelling
of the Thyroid Gland which appears to be filled with
wind this is induced by their holding in their breath

This disease called *Strumocela ventosa* this is not very
uncommon as I myself have seen two cases of it. Janry. 21st

in Delicte Females — I am of Opinion that
Goitre depends upon some peculiar modification of
miasmata. as it occurs in moist valleys
& where Intermittents prevail, ^{whence I have taken}

It is merely as a local disease, but from communication
with the Brain the long continued Goitre is apt to
bring on Mania, ~~fatality~~ ^{cutaneous}

Two instances of these cases arising from Goitre has been
known as yet in the U.S. But hereafter we may expect
these or their Children or Grand Children to have mania
or ~~cretinism~~

With respect to the cure of this disease I
believe it to be very difficult when completely
formed. But Sponges has been recommended

[Faint, illegible handwriting covering the majority of the page]

was
Les
a 10
Ch
of 1
C
T
rel
I
zed
of 1
The
of 2
after
after
was
con
to
con
The
In
pen
C
me
H
am
The
The

without foundation - Camphorated Liniment
has cured this disease. Mercury so as to occasion
a slight salivation has checked its progress -
Arsenic might be useful from the analogy
of this disease to Intermittents

Change of climate is useful

Prætorius believing Genl. that there is a near
relationship between this disease & Scrophul a
tract of this nature - The head & belly are inter-
fered, the wrist the knee & ankle swell the rest
of the Body emaciated, The countenance Intelligent
This disease most commonly appears about the 10th
of 2nd period of Dentition, The eruption becomes of an
extraordinary size - In England it first appeared shortly
after the introduction of manufacturing

A Lady belonging to a scrophulous Family was seized
with an affection of the liver she was treated with mer-
cury which cured the affection of the liver but the
lady was then seized with ^{redness} of the face but the
liver cured again, from this case Mr. B. thinks that
the Affectio is nearly allied to scrophul a -) Jan. 23

In the Affectio or distention a quantity of water is found in the
ventricles not moted as in Hydrocephalus Intermi

Cure of Prætorius This is difficult - Tonics & sweet
medicines are useful in scrophul a - Cold bath this is
strongly recommended. The total absence of this disease
among the Indians who use the cold bath constantly to
their children seems to prove its efficacy in preventing
this disease - Peruv. Bark is strongly recom

[Faint, illegible handwriting covering the majority of the page, likely bleed-through from the reverse side.]

[Faint handwriting visible along the right edge of the page, possibly from an adjacent page.]

Also several vegetable astringents. Madeira has been
much recommended but I am doubtful it is not
very effectual as it is a weak astringent, Bark of
the different species of Salicis, also bark of Quercus
of willow bark - Bark of the Cornus Florida
Phosphate of Lime with a view of strengthening the Bones
Blister have been too little employed in this disease
Gemlock or conium has been used

Mercurials has been used & sought to be if the disease is
combined with Syphilis - Smallpox is very much
in those who have the Pickets - This disease is a deep
fever -

Dysentery. The proper position of this word has been
to be used immediately after the Intermissions con-
tents of Paludism. J. Cullen's Definition
a Contagious Fever, with frequent Stools accompanied
with Tenesmus - This disease frequently come on with
some degree of Dysentery - The patient not infrequently throws
up a quantity of bilious Matter, The Fever of Dysentery
is almost always of the Intermittent or remittent kind
sometimes Ephemeral sometimes partakes of the nature
of Typhus - In General the Fetid symptoms pass off
when the disease continues for a long time -
The Stools are often mixed with Blood - sometimes
with bilious matter - J. Cullen & others are of Opinion
that a pure pus has been voided this I have never seen

[Faint, illegible handwriting covering the majority of the page, likely bleed-through from the reverse side.]

I
pl
tom
The
ma
a co
m sh
pro
yel
ow
den
I
an
ple
by
thro
in
ma
of
a
Bu
the
per
vo
a
tin
or

Sometimes the patient pees by Calce, when this takes place it generally relieves the patient - This disease sometimes runs its course in two or three days -

This disease sometimes pees off of its self or is cured by nature - The change of Dysentery into Diarrhoea is a common occurrence. The cause of Dysentery need not take up much of our time is arising from whatever produces common Fevers. In 1793 I often met with yellow Fever & Dysentery in the same Person - of yellow Fever in part & Dysentery in the remainder of the same Family. - "I dysentery contagious, of this I have more than doubts". Genuine Dysentery does arise in a thousand instances merely from cold applied to the Feet when there is no chance of infection by contagion. - The disease may arise from the foul straw, & the like of the sick Person & be thus generated in the Army you will see more of this disease next to Fevers than any other. Of the Proximate Cause of Dysentery. Dysentery I think is frequently merely a local disease being cured by a few grains of Opium - But this is not always the case - Some have supposed the immediate cause of this disease to be want of perspiration this is often the case - The Dysentery of warm climates are almost always attended with a mortified affection of the Liver, mostly enlarged, sometimes indurated, frequently very soft, sometimes abscesses in different parts of this viscus

[Faint, illegible handwriting covering the majority of the page]

of
L
colo
Hoo
G
4/1
to
wo
O
co
va
W
W
len
The
d
we
we
Gil
im
ma
is a
sh
ho
m

of the Gall Bladder enlarged, the Spleen Indurated & in such cases as these we could hardly expect to cure.

In Warm climates there is an affection of the colon alone attended with a high fever, frequent stools of the appearance of fish soaked in water
Cure, This in some cases is affected by Bloodletting especially when the Fever is of the Synocha type Bloodletting is often highly improper - Cathartics with a view of evacuating the contents of the Bowels Oleum Ricini, Flor. Sulph. b., Calomel alone or in conjunction with other articles, Extract of white walnut is much recommended - Antimonial Wine in doses of xx or xxv until it produces the natural discharge of Faeces This is an excellent remedy - Mosely's solution of vitriol This I have used myself with success - Emetics of various kinds as the muscaginous &c are very useful - Emetics are often highly serviceable especially when it is combined with bilious Fever - In this country the Practitioners give emetics with a view of exciting nausea not of full vomiting. Turpentine is very useful in Dysentery - It is peculiarly adapted to the Dysentery acuta and acts here more powerfully than the Antimonials or any other medicine. I use Dover's Powder

[Faint, illegible handwriting covering the majority of the page]

64 2

[Faint, illegible handwriting visible along the right edge of the page]

Opium is a very important remedy in Dysentery
leuca. Dr. Cullen seems to have no Idea of the
manner of employing Opium, he speaks of it as
a large Dose, Opium alone has cured dys
entery - I give it in solid Form - sometimes
in combination with the Spasmodica

Blisters are unprofitable especially upon the Abdomen
- but this occasions uneasiness they are good
applied to the outer calf of the leg
last summer I had two patients in which
nothing seemed to be of any use unless ^{large} blisters
applied to the abdomen & repeated

A mild salivation has been found unprofitable
if it has no effect in a few days it must be left
off - I think the use of Mercury in this disease
requires a great deal of care, it sometimes does
harm - Dysentery is sometimes complicated
with Secorroy - here Mercury is but little
25

I found great benefit from salivation in an Epidemic
Dysentery that appeared in the year 1749 & was very
mortal - Yet I caution against its use until
other remedies more profitable mild have been tried
In Warm countries the Nitric Acid is now coming
into repute - In dysentery accompanied with
Intermittent Fever the Bark is unprofitable especially
on those days in which the Formica & Tenesmus

[Faint, illegible handwriting covering the main body of the page]

an
76
ca
be
m
ro
the
Ty
B
o
w
m
o
u
e
of
ca
se
of
sp
the
by
a
7

are absent also the bark in Decoctions of the *Cornus Floridae* which has answered when the Bark has failed. *Conica* is strongly recommended also but I never used it. When Dysentery forms only a part of Typhus or some other case we must treat it in the same manner as the disease with which it is combined. In the Typhus ^{form} Pringle used with success in other roots Bark ^{China} here also Pot Alkali is useful.

Diarrhea (B. Cullen's Definition) frequent stools without Fever, not contagious. — Diarrhea is in many instances a Febrile disease — (Cullen's Species)

This disease may arise from all the causes which produce dysentery — from the different miasmata —

During the latter part of the French revolution — They opened the Sepulchres for the purpose of getting the lead of their coffins &c. The corpses when in putrefaction & great stench arose from them these wretches were seized with a miserable diarrhoea —

Diarrhoea is sometimes produced by retrocession of Gout from the extremities to the Intestines this species are truly Febrile & must be treated with the Lanceet — Diarrhoea is often produced

by eating various food — & from the flesh of animals being impregnated with various setstances — It is often necessary to Bleed in

℞: Galls ℥j Boiling water ℥xvj
Pure French Brandy ℥ij - Laudanum
to be added as circumstances may require

this disease - Bloodletting is often our best
first remedy & should in particular be
employed before we use astringents which
is one of the most important remedies in dysentery
Gum Kino or Terra Japonica next to this is
the Log wood, Galls is an important remedy
in this disease - Rhubarb - Sacrum Sativa
may be used with advantage in dose of
℞ ij - iij in the course of a day combined with
Laudanum - Spicae Arabica combined with
Camphor & Opium so as to create nausea -
Enemas are useful especially the cathartics
These are most useful in Dysentery - ^{℞ of them}
are very useful - Magnesia, Lemon water
and other absorbents are good auxiliaries
Emetics are sometimes useful especially
in Bilious Dysentery - The Emetic I recom-
mend is Spicae Arabica & I think it acts best
in nauseating doses - Flannel is useful worn
next the skin - Diaphoretics are often
useful especially in the Autumnal months
Dover's powder & - Blisters are very useful
especially applied over the abdomen next to
this the extremities - Setons are useful in
long continued Dysentery -

In Cholera I have given says Barton as high
as three grains of Opium the first dose -

When it is supposed that the liver is affected
a long continued course of the blue Pill is
often necessary.

Cholera Morbus (S. Cullen's definition) July 26

This is a disease of July & August - For the most part
it attacks suddenly the patient is seized all at once
with a vomiting or purging sometimes both.

The discharge of matter is various sometimes bilious
The strength fails sooner in this disease than almost
any other. in warm weather the stools have
been as frequent as 100 in a day. This disease
seldom attacks in the morning - The retrocession

of Gout sometimes occasions Cholera morbus -
Worms have occasioned the vomiting of bile -
called Cholera verminosa. A genuine Cholera
has often arisen from mineral poisons as

Tart. Emul. Ierus Powder &c - Different
kinds of food - The Bites of certain animals
as the rattlesnake &c. Mode of Cure Would
diluting drink in the first stage to be continued
for some time, after the first passages are
evacuated, we employ Opium either in
substance or liquid form, conjoined with
some aromatic as mint water. Enemas
are useful especially when there is Tenesmus -
Many people especially the aged suffer from the
want of exhibiting Opium soon enough and in

[Faint, illegible handwriting covering the entire page]

du
no
wo
Ph
Se
coq
wa
in
cas
pla
No
u
na
To
G
a
u
a
u
a
a
a
a
a
a
a
a

sufficiently large doses - not infrequently
my first remedy is stimulants without
waiting for delirium or the exhibition of
Opium. The stimulants I employ is
Sincapions, muscard applied to the ancles
coll of the legs - Warm bath also cloths
wring out of Brandy in which pepper has been
infused - Bloodletting is useful in some
cases when the Pulse is full & strong & the In-
flammatory symptoms high - I have seldom seen
it necessary - Colic at one time was consid-
ered as a specific in this disease, because of its antiseptic
nature. here it has no peculiar power, it is a useful
Tonic,

Cholera Infant. The summer sickness, &c. of children
is made its appearance according to the early or late
appearance of summer, In Chlorea it appears
in June & sometimes continues until October -
It in general commences with a Loos which contin-
ues 2 or 3 days - But sometimes vomiting &
purging come on suddenly at the same time -
The discharge is often curdled milk, yellow
Billious matter - Green &c. - The feet are
inclined to be cold even in a warm day - The
head is often remarkably warm. The patient
is sometimes affected with restlessness of the head and
delirium.

[Faint, illegible handwriting covering the majority of the page]

[Faint, illegible handwriting visible along the right edge of the page]

January 27th 1815 B. S. Barton

Of the prevention & Cure of Cholera Infantum and
and 5th of the Cure the best remedy in the comm
onment is drinking checker both or camomile
Tea to evacuate the first passages. When gripings
prevail the watery mixture of Oleum Ricini
Magnesia, and sometimes Opium and Calomel
In general Opium in some form or other must
be sooner or later in this disease - The cutaneous
mixture with Laudanum - I now prefer a mixture
of Magnesia, Laud. & mintwater - If the fever
runs high and there is delirium Bloodletting is
necessary - In general bleeding is not necessary -
The cold affusion is sometimes useful, also
fomentations of the Abdomen with wine & ara
matic plants and rubbed with warm flannels -
Corroborants may be often employed from the
very first stages of the disease - Alum & Opium
has been employed with success also were astring
ents as indicated the watery & spirituous Tinc
ture of Gum Kino. The root of the Geranium
maculatum boiled in milk is very useful
A very weak infusion of the Powder of mustard
is an excellent remedy to prevent vomiting -
Sugar of Lead this has rescued many children
from death Dose for a child of two or three years
old 2 or 3 grains in the course of 24 hours

[Faint, illegible handwriting covering the entire page]

17
18
19
20
21
22
23
24
25
26
27
28
29
30
31
32
33
34
35
36
37
38
39
40
41
42
43
44
45
46
47
48
49
50
51
52
53
54
55
56
57
58
59
60
61
62
63
64
65
66
67
68
69
70
71
72
73
74
75
76
77
78
79
80
81
82
83
84
85
86
87
88
89
90
91
92
93
94
95
96
97
98
99
100

Blisters in the last stages are important applied
to the wrist and to the Abdomen also Liniment
applied in the same manner - In the Cholera
Importum of long duration small doses of
Calomel & opium has had excellent effect -

This disease in the U.S. yearly deprives us of 15 or
18,000 Children - In the Spring the feather
bed and Cradle should be laid aside and the
children accustomed to the mattress also to the
cold baths - The use of salted meat is useful in
preventing this disease, pickles should be avoided
some strong drink used - The Mother & nurses
should be careful with respect to their own food -

Dropsy - by which we mean a pulmonary or
secretion of water or serum in different cavities of
the Body - I treat of Hydrocephalus Internus
Hydrothorax, Anasarca, Ascites

(Cullen's definition of the general characters of Dropsy) Cullen
says they form without fever. This is erroneous -
Intermittent & remittent fevers usually lay the found-
ation of these complaints - The Fever is often inflammatory
In this school the Febrile ^{inflammation or} disposition of dropsies was
taught with ability by Dr. Rush -

Hydrocephalus Internus, this is one of the most
formidable diseases with which we are acquainted -
Hydrocephalus is divided into three species viz

[Faint, illegible handwriting, likely bleed-through from the reverse side of the page.]

[Faint, illegible handwriting on the right edge of the page, possibly from an adjacent page.]

Hydrocephalus Internus, Hydrocephalus anterior
and Hydrocephalus exterior — or dropsy of the Scalp
1^o of Hydrocephalus Internus, ^{or acutus} or dropsy of the ven-
tricles of the Brain, called Hydrocephalus febris:
D^r. Cullen calls this disease the Hydrocephalus Aphorisy.
D^r. Quin's definition, first dropsy, at intervals cheerful
and free from complaint appetite imperfect. Pain
in the forehead nausea & vomiting which alternate
with the pain in the head — pain sometimes in
the neck & shoulders — The legs is disturbing
sleeps but little, vomiting becomes more frequent
and the pain in the head more excruciating
the pulse becomes quick, flushing of one cheek
or other, dilatation of the pupils of the eyes
this state continues sometimes until the 14th day
when the pulse becomes slower and more feeble
^{and irregular} the dilatation of the eyes & strabismus is increased
flushing of the face higher coloured than before
convulsions generally close the scene, Aphorisy
Hemiplegia &c — sometimes takes place in the last stage
The Fevers, ^{or dropsy} we have seen was sometimes a Synocha or
Inflammatory Fever this is seldom the case except
in Hydrocephalus it is more frequently an Intermission
or remittent it frequently arises from the Febrile
Fever — I have therefore thrown them into
the Class of Typhoid

[Faint, illegible handwriting covering the majority of the page]

To
be
I
at
a
two
the
the
cal
in
car
I
ec
I
9
7
9
w
w
7
e
3
9
as

084

To Quin's description of Hydrocephalus which is the best I shall add my own observations & some of others. In all cases the delirium of the days of Delirium has always been present, Strabismus not always, Nausea always an attendant symptom, vision always double, hearing seldom inferior often more acute than natural, I have seen the case turn into Coma phlegmic & terminate favorably - D. Stote of Virginia

calls this disease the Infantile Aphrodisia. The pain in the head always acute - D. of Phil^a had a case which terminated in Hydrophobia - In this disease I think the liver is of secondary affected. This disease is for the most part an Infantile disease tho' I have seen a case occur to an adult of 25 yrs.

Of 22 patients attended by Monroe 9 were under 7 yrs 9 from 14-16 yrs 1 was 23 years of age

I think I have remarked an aptitude in young women about the age of puberty & being affected with this disease -

1st they had of increased sensibility (from Inflammation)

2^d — — decreased do — (great Torpor of system)

3^d — Paralytic

The causes which produce this disease are such as act upon the head 2nd upon the whole system

Hydrocephalus Internus more generally arises from *hæmorrhoids*
& remittents of the slow & obscure kind

And T^o from falls, blows, & local Injury &
I have seen it produced by falls & when I think
there was no predisposition to this disease whatever -
Dr. Rush says he has known it too, on in a child by
a fall into a cellar upon its feet - Worms are
said by some practitioners to produce this disease -
If the Bowels are costive it is by *hydrocephalus*
interioris if worms you will find them lax. -
This will relieve the difficulty of determining
Hydrocephalus seems to have arisen from Rheum
atism of the acute kind - Gout is more likely to
produce this disease than Rheumatism - Periculis
has produced this disease of which I saw an instance
it has also produced Ascites - It is probable that
in some cases of pulmonary consumption in which
the pupils are dilated that the Ventricles of the
Brain are slightly affected with *Hydrocephalus* -
Debility in men has occasioned it - Dentition
is said to have produced this disease which I do not doubt
Scrophula has produced it - Many who have died of
this disease will be found to have Scrophulous patients -
Dissections have thrown great light upon this disease
which shows Inflammatory appearances - Hydatids
also sometimes appear, they appear also in Epilepsy -

[Faint, illegible handwriting, likely bleed-through from the reverse side of the page.]

[Faint, illegible handwriting on the right edge of the page, possibly from an adjacent page.]

A Variety of Remedies have been proposed for
the cure of Hydrocephalus Internus, the great
part of which is Bleeding Purging & Blistering
Bleeding in the first stage is found the best remedy
also local Bleeding, Scarification & Purging I have
seen a Child who had laid insensible & motionless
for 24 hours after the Operation of a full dose of
calomel open his eyes evidently better - they are
excellent but they must be employed in large doses
Scurvius these are usefull, Digitalis this is
usefull it may also be combined with calomel -
Stramonium is said to have cured at least one case
of this disease, Blisters have appeared to me
to be of more use than any other remedy they
should be applied to the head the neck & Arms -
Dr. Ross says they ought to be employed in
every stage of this disease - A practitioner who
has let his patient die in Hydrocephalus without
trying the effects of Blistering must inevitably
bear a large proportion of Blame

Jan. 31st

2 Insidious cases of Hydrocephalus Internus which occurred
in Scrophulous habits was cured by Salivation and
large Blisters applied to the vertex & the running
kept up for a long time - Mercury this has been
employed at an early date in this disease

[Faint, illegible handwriting on a lined page]

To
W
3
ly
be
2
73
th
dy
we
do
m
our
the
3
com
H.
the
is a
lav
the
war
dis
900
use
the

By some it is considered nearly a specific although
the best 19 patients out of 20 in this disease —
I have been never so fortunate as to cure one case
by mercury — I doubt not but this disease has
been relieved & sometimes cured by mercury although
I do not think it by any means equal to Bleeding
Blisters & cathartics — In using it in Hydroce-
phalus Internus costivimp to be avoided & relieved by
 Clysters of milk, I have never seen a case cured
wound alone was used. Inoperancy has become
doubtful. Dr. Keen of this City confined his
practice to mercury & Blisters on the head but
out of 20 only 2 recovered & he says, & I have seen
that mercury often does harm by inducing Spaulus
Dr. — Dr. Barton is of Opinion that even a long
continued salivation is of no use in this Disease —
It has been proposed to unite digitalis with mercury
but this I think would have little effect. Mercury
is of no other use only as a cathartic — The crochins
have been recommended & may be tried among the
other remedies & here the Turpish Mineral I think
would be best. Emetics would be useful to
discharge Bile from the stomach & from its
good effects in Epilepsy I think emetics would be of
use especially in Adults. Cold water applied to
the head neck hands &c seems to be useful in some cases.

[Faint, illegible handwritten text, likely bleed-through from the reverse side of the page.]

[Partial view of handwritten text from the adjacent page, including some numbers like 7, 17, 23, 29, 35, 41, 47, 53, 59, 65, 71, 77, 83, 89, 95.]

The Bark the J. thinks would be useful in some
cases when the ^{pleur} appears of the Intermittent & remittent
fever I think would be useful. Camphor
I think & especially dissolved in Ether &c. would be
a useful application. In this disease relapses
are frequent not only after 3 yrs. but even after
9 years. a lady of 12 yrs was cured of Hydroce-
phalus Intermittens now after 12 yrs. the disease ap-
pears in his eye. there is also another lady in
the same case. To prevent ^{the return of} an attack of this
disease issues, cathartics frequently repeated &
from the most likely also change of climate

This disease proves fatal in the proportion of
17 to 20 on a favorable estimation -

Ascites (Cullens definition) we generally call it dropsy of
the belly the different species of cullen

Anasarca (Cullens definition) this is the disease we
generally call dropsy of the cellular membrane &c. here
Cullen also gives us what he calls his species as
Anasarca

Hydrothorax cullens definition he has different
species as

Hydrothorax this is a collection commonly of water in

[Faint, illegible handwriting, likely bleed-through from the reverse side of the page.]

The Abdomen. This fluid sometimes of an oily
nature called ascites Chlorus - In general it may be
distinguished from other swellings of the Abdomen
the Splen cake - The disease may be confounded
with Tympanites but may be distinguished by its
water weight & fluctuation of water - Morgagni says
he never found a subject who had died of ascites with
out finding the Liver affected. but I think the Liver
not affected in this disease as often as the Morgagni
thinks having seen with many cases in which the
Liver was not affected a few doses of a cathartic & mild
purgative

[Faint, illegible handwriting, likely bleed-through from the reverse side of the page.]

Thomas Bradley Dr


Aug - 12 To Paid Outdollar 25

Aug. 11^{1/2} To settling Proctured } 6.00
Sore arm }

- 17 Visit 1.00

19 To Visit .50

Cont. \$7.75



4
Haga - Hydrothorax

Romulus V. f. citharus: dauntius

Pr. G. Gerain 118 yrs

Mucci - 12 -

Ami - 2 yrs

—————

W. of the Rev. J. J. P. Willson is not a full blooded white to attain the

Wm Ferguson Esq.

Cheney Co. N.C.

Isaac Johnson Esq.

B. Isaac Hill

D. Elijah Griffith

In Dropsy we spoke of bloodletting in the 1st place as the best remedy & especially in Hydrocephalus, Hydrothorax and Ascites. The English Physicians of late recommend it in Anasarca. We spoke of acuties and especially of Scirrhus of all the varieties of dropsy in which I have given digitalis I have found the best benefit in Ascites. Not to it is tobacco in Infusion patients to whom I have administered could not bear half the dose mentioned by Dr. Fowler I have cured some cases of Ascites by it. Dr. Tolston thinks Tobacco will be found equal to Digitalis. Dr. Fowler gave Infusion of Tobacco in doses as high as 80 grs. —

Squills when these do not sicken or nauseate they will not do much good. They may be given by themselves but are more commonly combined with Niter which determines them more powerfully to the Kidneys they are sometimes combined with calomel, I find the most benefit from Squills when combined with calomel Turpith Mineral. Squills ij-ij grs Turpith Mineral 8. grs for a dose to be given three or four times per day this is especially my opinion. Leeks have been found good. Spirits of Turpentine this often answers a good end in atonic Dropsy. It has cured in almost every state of dropsy — Seneca I can bear testimony in its favour. The Dr. mentioned two cases of Universal dropsy cured by the decoction of Seneca. In one of the cases the Infusion was used in conjunction with corrosive Sublimate. Slatunium this is highly recommended in some Authors as acuties & good in dropsy I never used it

℞. Gum Guaiacum ℥. xxxxiij Sassafras ℥. x
Opium ℥. ij

except in one case in the Penn^a Hospital this winter
(he is now gone) Vol alkali is said to be unfull
specimen this is sometimes acuritia - It does not check,
I think it increases the diuretic effect of digitalis - I
suggest the propriety of employing Sugar in dropsy
because the diuretic effect of sugar is now proven
It increases thirst -

Brom. Tartar. Ferric in 10 cases of dropsy cured
entirely by this medicine, when it does good it
generally shows its effects soon - Nitre I have
found great advantage from - I have united it
with digitalis in anasarca in which digitalis is
best with good effects - It forms a mild cooling
agreeable drink - Cuprum Ammoniacum this
is strongly recommended. I have never used it - The
Vegetable Alkalies are strongly recommended given
in doses of ℥ss - ℥j - Cantharides unfull
in some cases & especially those of broken constitutions
not always acuritia, acuritia in large doses
4th of 13th 1815 -

Spirits of Nitre unfull -
It is now the custom to allow patients as much
as they wish of any mild fluid - I allow
them to drink as much as they will provided
it is not cold - Cold drink I think hurtful
"Good sound Cyder is unfull" - I am now to
say something further of the use of Mercury in
Dropsy - Dr Lind cured dropsy by Mercury -
I dropsy during the use of Mercury the water

[Faint, illegible handwriting covering the page]

[Faint, illegible handwriting visible along the right edge of the page]

has increased by passing off by Urine & by the
the Purgation ceased the Dropsical effusion
increased - The B. M. mentioned a case in
which the Med. was tried without effect &
Aquiles effected the cure


R. Syphilitis combined with dropsy or dropsy
proceeding from it Mercury is proper
Dropsy arising from Itch - here it is best
to begin on the Irritation of skin to cure
the Itch by mercury - Mercury excites the
absorbents to an increased action but the
copious use of mercury destroys their power
hence a light salivation is generally allowed
the best - I have had no experience of the
use of the cold bath in Dropsy - & from its
being brot. on by drinking cold water I think
it would not be usefull - ~~Spasms may be~~
cold bath may be usefull in relaxed Viscerations
habits - Exposure to the cold produces Anas
arcous dropsy - In the Cure of all dropsies
has not in the Hydrocephalus Exercis is
usefull especially riding in a carriage -
Change of Climate proper - dry air & climate
proper - wet improper - The prescription of hot
baths is mentioned by Celsius & I think it would
sometimes be usefull - Oily friction according
to S. Oliver's practice is usefull I have used
it without success - Cullen & others pass over it
without making any remarks in its favour

[Faint, illegible handwriting, likely bleed-through from the reverse side of the page.]

U
re
m
to
ly
6
4
w
or
co
of
M
c
T
4

A boy playing with his companion
received a small wound with a pen knife
in his hand the hand swelled - the leg
swelled became oedematous & it was determined
by Dr. Pleyer to amputate to save life
Daily frictions in 36 hours rendered his
life safe and he soon by this remedy became
well - Anasarous swellings especially
of pregnant women are often cured Thomson
says - Ascites seldom although sometimes
Thomson says Dr. Habersham I saw a dropsy of
Thomson's cure cured the patient became
collected & died the other of
I have seen an extensive Hydrops of the
tunica vaginalis occur in the last stage
of Typhus & was cured by the common diuretics

[Faint, illegible handwriting, likely bleed-through from the reverse side of the page.]



Ending Hby. 3

