

1932 年

第  
第

9

卷  
月

NO. 8 1933



中華民國二十一年九月份

中華國有鐵路

行車統計月刊

鐵道部總務司統計科編訂

TRAIN STATISTICS  
OF  
CHINESE NATIONAL RAILWAYS

FOR THE MONTH OF SEPTEMBER  
1932



Division of Statistics, Department of General Affairs  
Ministry of Railways,  
Nanking, China.

# 貨物列車統計

二十一年九月份

項 目 CLASSIFICATION	平 漢 P. H.	北 甯 P. M.	津 浦 T. P.	京 滬 N. S.	滬 杭 甯 S. H. N.
<b>列車公里</b> TRAIN KILOMETRES RUN:-					
尋常 Ordinary	231,112	244,084	200,954	48,272	32,905
混合 Mixed	55,452	41,253	60,497	1,746	5,635
共 計 Total	286,564	285,337	261,451	50,018	37,940
上年本期 Same period last year	165,711	433,999	113,301	49,247	31,806
業務 Service	28,825	2,667	16,759	1,046	1,274
上年本期 Same period last year	3,581	32,956	20,672	2,171	389
<b>機車鐘點</b> LOCOMOTIVE HOURS WORKED:-					
尋常 Ordinary	13,971	11,067	7,711	1,675	1,127
混合 Mixed	3,439	1,390	1,953	59	180
共 計 Total	17,410	12,457	9,664	1,728	1,307
上年本期 Same period last year	9,323	17,351	4,561	1,691	1,326
業務 Service	1,798	103	640	44	50
上年本期 Same period last year	201	1,238	923	89	14
<b>每機車鐘點之列車公里</b> TRAIN KMS. PER LOCOMOTIVE HOUR:-					
尋常 Ordinary	16.54	22.06	26.06	28.82	28.66
混合 Mixed	16.12	29.68	30.98	32.94	31.31
共 計 Total	16.46	22.91	27.05	28.95	29.03
上年本期 Same period last year	17.77	25.30	24.84	29.13	28.51
業務 Service	16.03	25.89	26.19	23.77	25.48
上年本期 Same period last year	17.82	26.63	22.49	24.49	27.78
<b>貨車噸公里</b> WAGON TON KILOMETRES:-					
<b>上行 Up</b>					
載重 Loaded	29,597,451	28,375,154	25,779,273	10,007,464	7,965,063
空車 Empty	48,737,950	27,030,701	18,177,391	5,517,532	1,238,248
<b>下行 Down</b>					
載重 Loaded	61,005,957	39,447,778	39,216,877	14,405,584	6,663,823
空車 Empty	14,280,343	15,672,999	14,168,217	1,942,573	2,592,871
共計載重 Total Loaded	90,603,408	67,822,932	64,996,150	24,413,048	14,628,886
上年本期 Same period last year	54,373,365	132,851,873	37,977,155	26,851,836	17,843,132
共計空車 Total Empty	63,018,293	42,703,701	32,345,608	7,460,105	3,831,119
上年本期 Same period last year	35,084,981	65,813,271	20,355,611	4,152,400	3,321,357
<b>貨車噸公里之百分數</b> Percentage of Wagon Ton Kilometrage Run Empty:-					
<b>上行 Up</b>					
下行 Down	62.22	48.79	41.35	35.54	13.45
共 計 Total	18.97	28.43	26.54	11.88	28.01
上年本期 Same period last year	41.02	38.64	33.23	23.41	20.75
上年本期 Same period last year	38.91	33.13	34.90	13.39	15.69
<b>每列車公里之貨車噸公里</b> Wagon Ton Kilometrage per Train Kilometrage Run:-					
載重 Loaded	316.17	237.69	248.60	488.08	385.58
空車 Empty	219.91	149.66	123.72	149.15	100.98
共 計 Total	536.08	387.35	372.32	637.23	486.56
上年本期 Same period last year	538.20	420.94	359.73	602.98	559.82

附註：廣九，正大，及東北各路報告未到暫付闕如



PASSENGER TRAIN STATISTICS

Month of September, 1932.

平漢 P. S.	道清 T. C.	隴海 L. H.	湘鄂 H. H.	膠濟 K. T.	南浦 N. K.	廣韶 C. S.	共計 TOTAL.
49,252 8,015 18,658	9,944 199 11,924	47,400 9,586 24,031	22,152 5,495 13,194	70,783 14,969 29,011	7,444 1,338 2,568	26,099 224 4,875	803,398 73,528 190,943
75,925 71,955	22,067 12,731	81,017 96,063	40,841 67,737	114,763 106,904	11,350 16,449	31,198 33,964	1,067,869 1,383,731
1,586 258 642	266 8 441	1,713 463 1,083	903 269 665	1,563 563 859	217 46 84	1,085 8 230	23,494 3,214 7,588
2,486 2,437	715 492	3,259 4,280	1,838 2,734	2,985 2,711	347 668	1,323 1,742	34,291 44,558
2,033 1,348 23,482	162 139 4,306	2,170 3,038 35,565	1,097 1,236 14,948	2,060 5,666 51,965	94 300 7,166	1,775 3,090 24,038	41,750 58,753 486,645
26,863 28,498	4,607 3,744	40,823 40,340	17,281 15,479	59,691 61,705	7,560 7,697	28,903 32,897	622,519 713,054
31.05 31.07 29.06 30.54 29.53	37.38 24.88 27.04 30.86 25.88	27.67 20.70 22.19 24.86 22.44	24.53 20.43 19.81 22.22 24.78	45.29 26.59 33.77 38.45 39.43	34.30 29.08 30.57 32.71 24.62	24.05 28.00 21.20 28.58 22.37	34.20 22.88 25.18 31.14 31.05
7.57 5.02 87.41	3.51 3.02 93.47	5.32 7.52 87.16	6.35 7.15 86.50	3.45 9.49 87.06	1.24 3.97 94.79	6.14 10.69 83.17	6.71 9.44 78.17
100.00 100.00	100.00 100.00	100.00 100.00	100.00 100.00	100.00 100.00	100.00 100.00	100.00 100.00	100.00 100.00
26.77 17.76 309.28	7.32 6.31 195.14	26.79 37.86 438.98	26.86 30.27 386.01	17.95 49.37 520.12	8.26 26.42 631.38	56.89 98.04 770.51	39.10 55.02 455.72
353.81 396.05	208.77 294.06	503.63 1,448.98	423.14 504.70	587.44 577.20	606.06 467.96	926.44 844.30	582.96 515.31


表中斜體數字表示去年本月

旅客列車統計每機車鐘點之列車公里

Passenger Train Statistics-Train Kilometres Per Locomotive Hours.

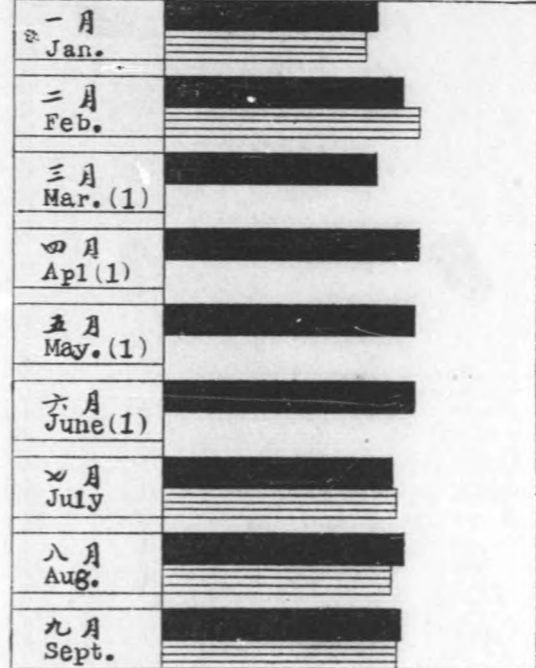
二十一年九月份每路統計  
For month of September, 1932, by lines.

公里  
Kilometres  
路名 Line 0 10 20 30 40 50



中華國有鐵路每月統計  
For Chinese National Railways, by months, 1932.

公里  
Kilometres  
月份 Month 0 10 20 30 40 50



二十一年  
1932  
二十年  
1931

未報告  
(1) Not Reported

平均列車載重及機車載運容量

二十一年九月

項目 CLASSIFICATION	平漢 P. H.	北平 P. M.	津浦 T. P.	京滬 N. S.	滬杭甬 S. H. N.
旅客列車 PASSENGER TRAINS					
平均列車載重 Average train loading(ton):-	610,399	615,961	689,998	447,063	314,860
上年本期 Same period last year	422,767	782,003	600,077	607,179	335,068
機車載重容量 Engine haulage capacity (ton):-	1,167,544	965,216	786,125	517,359	593,333
上年本期 Same period last year	941,581	1,295,163	982,801	790,105	883,424
列車載重與機車載重之比率 Percentage of train loading on engine haulage capacity:-					
上行 Up	49.91	63.28	87.13	85.20	34.54
下行 Down	54.85	64.35	88.42	87.68	35.99
共計 Total	52.28	63.82	87.77	86.41	35.25
上年本期 Same period last year	44.90	60.38	61.06	76.85	39.93
貨物列車 GOODS TRAINS					
平均列車載重 Average train loading(ton):-	1,761,852	1,031,543	908,531	285,345	281,173
上年本期 Same period last year	1,130,697	2,090,915	615,022	312,489	322,918
機車載重容量 Engine haulage capacity (ton):-	2,622,216	1,857,883	1,434,531	393,563	500,922
上年本期 Same period last year	1,836,289	3,269,694	1,097,939	444,470	569,701
列車載重與貨車載重之比率 Percentage of train loading on engine haulage capacity:-					
上行 Up	56.57	45.73	62.06	67.65	59.02
下行 Down	76.53	65.91	63.68	77.02	53.30
共計 Total	67.19	55.52	63.33	72.50	56.13
上年本期 Same period last year	61.58	63.95	56.01	70.41	56.68

附註：廣九，正太，及東北各路報告未到暫付闕如

Average Train Loading & Engine Haulage Capacity  
Month of September, 1932.


平 綏 P. S.	道 清 T. C.	隴 海 L. H.	湘 鄂 H. H.	膠 濟 K. T.	南 海 N. K.	廣 韶 C. S.	總 計 TOTAL
197,645	37,653	296,670	114,340	474,819	93,882	270,758	4,164,048
188,781	34,086	431,840	196,451	497,852	117,586	335,358	4,549,048
471,058	225,085	366,461	123,802	729,753	85,014	354,495	6,685,245
344,014	123,768	617,747	188,708	753,239	103,120	488,248	7,511,918
43.01	16.42	79.65	96.51	59.15	107.67	75.39	60.73
41.07	17.05	82.28	88.57	72.27	112.62	77.89	63.89
41.96	16.73	80.96	92.36	65.07	110.43	76.38	62.29
54.88	27.54	69.91	104.10	66.09	114.03	68.63	60.56
702,495	154,559	451,195	195,220	1,282,155	32,271	348,377	7,434,716
741,808	107,495	388,967	177,423	1,615,166	26,528	288,842	7,818,279
1,230,250	439,400	542,318	211,374	1,858,480	38,136	454,738	11,583,811
1,042,500	331,645	619,813	202,468	2,479,351	42,950	389,446	12,326,268
70.12	21.13	92.47	105.35	77.82	91.71	68.48	62.98
42.28	48.88	74.99	78.78	58.69	72.24	84.53	65.39
57.10	35.18	83.20	92.36	68.99	84.62	76.61	64.18
71.16	32.41	62.76	87.63	65.14	61.76	74.17	63.43

表中斜體數字表示去年本月

# 每列車公里之貨車噸公里比較

二十一年九月份

Goods Train Statistics Wagon Ton Kilometrage per Train Kilometrage Run during month of September, 1932, classified by lines.  
噸 公 里  
Ton Kilometres



# 貨車在站停留統計

二十一年九月份

項 目 CLASSIFICATION	平 漢 P. H.	北 甯 P. M.	津 浦 T. P.	京 滬 N. S.	滬 杭 甬 S. H. N.
貨車往來數目 Number of Wagons handled:-	25,648	44,209	12,745	9,776	7,641
上年本期 Same period last year	21,151	58,367	13,611	10,929	3,861
停站時間 TIME AT STATION:-	544,408	717,652	295,063	319,372	185,387
鐘 點 Wagon Hours	624,379	2,494,926	337,880	396,357	200,236
上年本期 Same period last year	14,535	23,295	9,076	10,200	4,884
公噸鐘點 Ton Hours (000's)	17,140	66,412	10,359	9,283	5,365
每貨車平均停站之鐘點 HOURS OF DETENTION PER WAGON:-	21.23	16.23	23.15	32.67	24.26
上年本期 Same period last year	29.52	42.74	24.82	28.03	22.60
每貨車平均停站之公噸鐘點 TON HOURS OF DETENTION PER WAGON:-	566.82	526.93	712.12	1,043.37	639.18
上年本期 Same period last year	810.36	1,137.84	761.08	849.39	605.46
停站時間之百分數 PERCENTAGE OF TIME AT STATION:-					
調車及站務 (a) For Shunting and Station Service	8.43	11.32	5.91	8.59	3.56
上年本期 Same period last year	6.26	5.36	4.78	11.03	4.24
起卸貨物 (b) For Loading & Unloading	13.64	54.04	18.95	9.53	17.24
上年本期 Same period last year	9.52	20.64	9.34	10.42	17.94
租用延期 (c) For Under Demurrage	0.19	0.12	.....	0.73	1.87
上年本期 Same period last year	0.02	0.19	0.48	11.56	0.07
關稅檢驗 (d) For Revenue Examination	.....	.....	.....	.....	.....
上年本期 Same period last year	.....	0.01	0.05	.....	.....
軍用延期 (e) For Military Demurrage	14.61	4.50	10.27	.....	0.06
上年本期 Same period last year	29.67	7.73	47.93	9.14	7.56
修 理 For Repairing	0.83	2.38	0.43	0.22	0.07
上年本期 Same period last year	0.55	6.06	0.45	0.88	0.24
候 車 (g) For Waiting Trains	51.77	22.41	57.46	15.91	25.87
上年本期 Same period last year	48.12	25.93	31.41	22.07	31.99
其他原因 (h) For Other Reasons	10.53	5.23	6.98	65.02	51.33
上年本期 Same period last year	5.36	37.98	5.56	34.90	27.96
共 計 TOTAL	100.00	100.00	100.00	100.00	100.00
	100.00	100.00	100.00	100.00	100.00

附註：廣九，正太，及東北各路報告未全暫付闕如

Statistics of Detention at Station of Goods Wagon

Month of September, 1932.

平 漢 P. S.	滬 濟 T. C.	龍 海 L. H.	湘 鄂 H. H.	膠 濟 K. T.	南 浦 N. K.	廣 韶 C. S.	共 計 TOTAL.
13,365 14,225	2,865 2,425	9,118 11,302	3,984 3,319	37,402 44,714	910 169	3,064 3,437	170,722 192,510
285,093 226,121 8,395 6,388	35,252 25,299 988 597	275,404 381,002 8,257 10,681	139,128 110,657 4,027 3,156	851,106 771,657 18,406 17,121	53,630 5,809 1,724 187	92,754 103,503 3,014 3,350	3,794,249 5,587,526 106,801 150,039
21.33 15.90	12.30 10.43	30.20 33.71	34.92 33.34	22.76 17.25	58.93 34.37	30.27 30.11	22.22 29.03
628.13 449.07	344.85 246.19	905.57 945.05	1,010.79 950.78	492.11 282.91	1,894.51 1,709.51	983.68 974.69	625.58 779.38
5.75 8.49	4.94 3.20	4.05 2.37	0.57 0.00	40.00 39.37	3.50 3.68	13.89 16.55	13.28 9.66
9.05 15.23	31.42 34.13	15.63 9.29	5.42 4.02	10.39 13.09	6.11 10.91	17.40 17.39	21.75 15.58
0.01 0.01	0.01 .....	5.35 3.68	0.05 .....	0.06 .....	..... .....	0.02 0.09	0.64 1.09
0.03 .....	..... .....	0.04 .....	..... .....	..... .....	..... .....	..... .....	0.01 .....
16.68 6.83	..... .....	12.51 11.62	8.75 9.92	2.61 1.16	11.71 0.63	..... .....	7.09 12.42
0.72 1.08	4.09 0.81	1.42 15.48	0.65 1.53	0.16 0.45	0.36 .....	0.28 0.04	0.96 4.08
64.93 56.82	59.14 61.86	58.34 46.42	72.95 71.78	36.89 39.98	12.90 84.78	42.73 26.39	40.20 32.67
2.86 11.51	0.04 .....	2.70 11.10	11.61 12.75	9.89 5.95	65.42 .....	25.68 39.54	16.08 24.49
100.00 100.00	100.00 100.00	100.00 100.00	100.00 100.00	100.00 100.00	100.00 100.00	100.00 100.00	100.00 100.00

表中斜體數字表示去年本月

貨車在站停留統計

二十一年九月份

Goods Train Statistics-Detention per Wagon during month of September, 1932.

Classified by lines.

噸鐘點  
(Ton Hours)

