

95826



THE
ANNALS
 OF
INDIAN ADMINISTRATION.

MARSHALL, 1863.

CONTENTS OF PART I. VOL. VII.

IMPERIAL.

BENGAL.

	<i>Page.</i>		<i>Page.</i>
Administration of the Post Office, 1861-62, ...	1	External Commerce, 1861-62, ...	11
Electric Telegraph, 1860-61, ...	5	Administration, 1861-62, ...	56
1861-62, ...	9	of the Abkarry Department, 1861-62, ...	81
Legislation, 1861-62, ...	29		
Administration of the Central Provinces, 1861-62, ...	33	BOMBAY.	
Marine, 1861-62, ...	83	External Commerce, 1861-62, ...	19
Public Works Department, 1861-62, ...	86	NORTH-WESTERN PROVINCES.	
Oudh, " ...	95	Administration of the Income-Tax, 1860-61, ...	49
British Burmah, " ...	105		
Mysore, " ...	117		

877

SERAMPORE:

PRINTED BY MARSHALL D'CRUZ.

1863.

RMIC LIBRARY	
Acc. No.	95826
Class No.	9571 ANN
	23.3.77
	Ob.
	Rg
Checked	Dlg. Rg



ANANDA

OF

INDIAN ADMINISTRATION.

ADMINISTRATION OF THE POST OFFICE.

1861-62.

THE number of new Post Offices opened in 1861-62 was 53, and of letter-boxes 36, a total of 89 against 60 the previous year. The total number of Post Offices and Receiving Houses in each Presidency is 984, of which 203 are Head, and 721 Sub-offices. The Post Offices in the Punjab and Sind were transferred to the control of a separate Post Master General. The mails were conveyed 45,554½ miles throughout India. Of these 1,798½ were by railway, 4,722 by mail cart, and 30,034 by runners and boats. The average cost per mile of foot line was Rs. 1-15, per horse line Rs. 12-13-11½, per mail cart line Rs. 21-6-3, and by boats Rs. 5-11-4½. The loss of a registered letter is now a very rare occurrence in the Post Office of India. The maximum weight carried by a runner is only 18 pounds, so that unless efforts be made to reduce the necessary weight of official covers, increase of the road establishments to meet the progressive increase in the weight of the mails will be unavoidable. Instructions were issued to convey pamphlets and other printed and engraved papers, weighing less than 12 tolahs, by letter mail.

Letters.—The subjoined statement, though at first sight unfavourable, indicates an increase of 27,483,212 or 144·02 per cent. over 1854-55; of 17,768,288 or 61·69 over 1854-55; and of 14,263,928 or 44·12 per cent. over 1855-56. The decrease in the correspondence of the whole of India is 511,522 or 1·8 per cent. as compared with the past year, owing to the large decrease in the Native Army and the reduction in the number of European Troops in the country; the closing of many Newspaper Presses in the North-Western Provinces, and other circumstances:—

PRESIDENCY.	(One year to the in production of the stamps in 1864-5.)	1854-55.	1855-56.	1856-57.	1857-58.	1858-59.	1859-60.	1860-61.	1861-62.
Bengal ...	4,607,316	5,870,380	6,816,144	7,538,496	8,423,448	9,300,504	9,177,492	9,054,810	9,357,518
Madras ...	3,954,564	5,465,672	5,707,464	7,129,044	7,773,720	8,108,191	8,264,857	8,937,423	8,732,297
Bombay ...	3,511,056	6,304,260	7,101,768	8,709,828	11,607,168	15,145,272	12,978,684	12,375,486	10,645,104
North-Western Provinces ...	7,009,740	11,136,238	12,675,584	13,883,052	14,563,644	18,424,068	17,367,072	16,709,741	12,094,231
Punjab and Scind	5,348,357
Pegu	388,352
Total ...	19,082,676	28,797,600	32,301,960	37,260,420	42,307,980	50,978,035	47,788,105	47,077,410	46,565,888

Only the commercial class of natives prepay their correspondence. A large proportion of the unpaid correspondence in the North-Western Provinces, Punjab, Bengal and Bombay is owing to the large number of places of pilgrimage in those Provinces, to and from which a vast number of covers bearing postage is despatched owing to the uncertainty of their reaching the addressees, who have no fixed abode. The Bombay Post Master remarks on the disinclination of the Chiefs of Native States that border the several postal divisions to aid in any way in the delivery of letters, whether paid or bearing postage, especially the latter. Another cause of non-delivery is in the difficulty of reading the handwriting of the lower orders which is, as a general rule, most puzzling and undecipherable. Such are the letters of the domestic servants, shoe-makers and other low castes, who are compelled by their profession to move

about constantly,—added to this the extensive faultiness of the addresses, which are without any guide to the locality as the name of the street or lane. The Director General thinks that the time for making pre-payment of all letters compulsory will arrive, when the District shall have been amalgamated with the General Post.

Newspapers.—

PRESIDENCY.	One month in 1855-56.	One month in 1858-59.	One month in 1859-60.	One month in 1860-61.	One month in 1861-62.
Bengal ...	66,092	111,307	85,782	84,553	76,382
Madras ..	48,283	79,372	82,092	72,724	61,918
Bombay ..	45,583	167,819	107,123	92,657	65,010
North-Western Provinces ...	83,494	113,500	123,672	103,623	65,247
Punjab	39,707
Pegu Provinces	6,870
Total ...	2,43,452	501,998	398,669	353,557	315,134
Estimate for one year ...	2,921,424	6,023,976	4,781,028	4,242,684	3,781,608

Official Letters.—The number increased from 4,293,660 in 1854-55, and 8,769,876 in 1860-61 to 8,989,464 in 1861-62. The number of service parcels declined from 246,504 in 1860-61 to 242,304 last year, and of chargeable parcels increased from 317,172 in 1860-61 to 319,248 last year.

Book Post.—The number of books posted in India was 227,940, and of imported books 93,144, a total of 321,084. The number in 1860-61 was 219,540 and 73,020 respectively, and in 1854-55 was 97,860 and 35,664 respectively. The increase in 1860-61 is this 9·74 per cent.

Registered Letters numbered 591,612 against 556,560 last year. In the Post Offices at Calcutta, Madras and Bombay, the

number of Registered letters posted is nearly equal to the number posted in all the other Post Offices in India.

District Post.—The chargeable and service covers, including Newspapers sent for delivery through the District Post during 1861-62, were 4,051,987 against 3,988,685 the previous year.

The number of unclaimed and refused letters received at, and disposed of by, the Dead Letter Offices was 52,922 in Bengal, 28,132 in Madras, 44,177 in Bombay, 114,203 in the N. W. Provinces, and 41,156 in the Punjab. There were mis-sent in the year from Post Offices 98,661 letters and papers, 1,166 packets and parcels, and 27 mail and transit bags. At the end of 1861-62 the staff of Post Office employés was 4,885 in Bengal, 4,659 in Madras, 3,922 in Bombay, 7,594 in the N. W. Provinces, 1,405 in the Punjab, and 245 in the Pegu Provinces, or 22,710 in all. The number of *complaints* was 407 well-founded, 253 groundless, 624 unsuccessful and 50 under enquiry, a total of 1,334. The complaints consist chiefly of enquiries regarding missing or mis-sent letters, delay in delivery, and over-charge of postage on letters. Post-office employés committed 95 offences in the year, on which there were 59 legal convictions, and 36 were departmentally punished. There were 53 highway robberies of the mails. There was a surplus of Rs. 13,361-5-9 of receipts from dâk bearers over disbursements, and of Rs. 34,657-2-4 from the Staging Bungalow Fund in Bengal and North-Western Provinces during the last two years. The total number of Dâk Bungalows was 64 in Bengal, 119 in the N. W. Provinces, and 63 in the Punjab. The sum of Rs. 1,55,143-4 was derived from passengers travelling by Mail Cart and Parcel Van during the year. The total number of miles of road in Bengal, North-Western Provinces and the Punjab over which the Bullock Train runs, is in Bengal 300, North-Western Provinces 1,100, and the Punjab 673, total 2,073 miles. The surplus receipts in 1861-62 were 6,01,882-15. There was a falling off in the receipts by Rupees 87,942-7-1, which is apparently the effect of the reduction of the Bullock Train Establishment in the Bengal Division, and of the closing of the Train between Agra and Indore during the rainy season of 1861.

Finance.—Postage labels were sold to the value of Rupees 1,759,922-1-5 as follows :—

½	Anna	Rs.	19,713,834	8	Annas	Rs.	379,426	
1	"	"	5,163,253	½	"	Envelope	"	192,601
2	"	"	1,367,129	1	"	"	"	74,761
4	"	"	1,764,763	½	"	Note paper	"	201,252
				8	pie label			310,452

The postage collections amounted to Rs. 30,14,727-12. They were in excess of the previous year by Rupees 1,91,514-12-7; and when they are compared with those of 1853-54 and 1859-60, they exceed by Rupees 10,21,857-9-1, and Rupees 3,30,010-7-11 respectively. The gross receipts of the Post Office were Rupees 43,78,880-5-8 against Rupees 42,03,107-11-4 the previous year. Of this the official postage is calculated at Rupees 28,68,833 against 23,84,734 the previous year. It is calculated at the rate of an anna *above* the rate heretofore charged, viz. 2 annas per tolah, as authorised by Government in consideration of the loss to the Department by the charge being made on the *aggregate* number and weight of letters, in place of being made on each letter separately, as is done with chargeable correspondence. In England the postage on service letters is paid in cash by each Department, so that the credits thereof are real, no portion of them being nominal or *pro formâ*. The gross disbursements of the Post Offices throughout India were Rupees 47,68,923-1-5 against Rupees 50,22,015 the previous year. The Report shews a surplus of Rupees 22,66,148-12 adding the Indian share of steam postage to London; and a deficit of Rupees 6,62,684 net deducting official postage. The most important change in the Department during the year was the transfer of account and audit from the Post Masters General and Civil Pay Masters, to an Officer specially selected for the combined duty, under the designation of "Compiler of Post Office Accounts."

ADMINISTRATION OF THE ELECTRIC TELEGRAPH DEPARTMENT.

1860-61.

ON the 13th of June 1860 Sir William O'Shaughnessy left India on fifteen months' leave of absence to Europe for the benefit of his health, and the direction of the Department, during his absence, was placed in the hands of Colonel Douglas as Director General. On the 1st of May the number of Divisional Superintendents was increased from one to three. The Training School at Coonoor in the Neilgherry Hills was closed; and on the 1st October 1860, 17th and 21st January 1861, four Training Schools were opened at Meerut, Bombay, Barrackpore and Madras respectively. Establishments were created to trace errors and delays not complained of by the public, to check the misuse

of the Telegraph by the Public offices, and to check the cash collections. The connection of India with Pegu was completed by a Sub-marine Cable between Akyab and Kyouk-Phyoo, the laying of which was completed on the 2nd February 1861; and by two subsidiary Cables, the one across the Harbour of Akyab and the other across the Straits which separate Ramree Island from the main land of the Province of Arracan, the laying of which was completed on the 17th of April 1861. The extent of ground traversed by such of the lines of the Department as were open to the public at the beginning of the year was 10,436 miles, of which 10,137 miles had a single wire, 225 miles had two wires, 29 miles three wires, and 45 miles four wires, giving an aggregate of 10,854 miles of line wire. The following new lines have been since constructed, all with single wires:—

From Cox's Bazar to Prome	...	376 miles.
„ Paumben to Tuticorin	...	98 „
„ Shahjehanpore to Bareilly	...	55 „
„ Moradabad to Nynee Tal	...	65 „

Total	...	594 miles.

The aggregate mileage of line wire was, therefore, at the close of the official year 11,448 miles. Lines were opened from Paumben to Tuticorin, Shahjehanpore to Bareilly, and Moradabad to Nynee Tal. Several lines were reconstructed. The experience of the current year during which eleven river Cables failed, proves how little reliance can be placed on this mode of communication. Several new signal offices were opened. There were 59 self-supporting and 145 unprofitable.

Messages.—There were, exclusive of those on Departmental service, 2,40,611, of which 35,489 were on the Government service. The cash receipts on private messages for the year were Rupees 503,849-15-10, being Rupees 81,238-15-3, or 19-22 per cent. in excess of the previous year. The cash receipts on service messages were Rupees 1,20,213-12-0, being Rupees 34-6-3 in excess of the previous year. The Red Sea Line, which was opened for the transmission of Indian messages on the 1st of November 1859, was interrupted between Suakin and Aden on the 10th of February 1860, and failed between Aden and Kurachee on the 22nd May 1860. When the line was working there were 24 service and 320 private messages sent from India yielding to the Company Rs. 18,514.

Complaints.—There were 565 in all of which 84 related to service and 481 to private messages. The sum of Rs. 1,488 was

refunded, and Rs. 1,720 recovered by fines on Assistants. The percentage of total complaints to total of messages sent is 0·2348. The percentage of total refunds to total collections is 0·275.

Service Messages.—Of 15,681 sent, 333 were reported to Government as objectionable, being a percentage of 2·124.

Signalling Instruments.—For the transmission of messages three descriptions of instruments were in use, viz. the needle instrument as introduced by Sir W. O'Shaughnessy on the first establishment of Telegraphs in India, the American Morse instrument introduced early in 1857, and a simplification of the latter devised by Sir W. O'Shaughnessy in 1859, in which the tape record of the message was dispensed with, the messages being taken down by ear. Of these three classes the Morse instruments, constructed by Messrs. Siemens and Halske of Berlin, are incomparably the best, both for speed and accuracy of signalling. Difficulties connected with these led Colonel Douglas to devise an instrument which proved in all respects as efficient as the Berlin-made Morse instruments without their objectionable complexity, size and weight, and in which, with exception of the facility of taking a paper record of the message, no one useful feature of the Berlin instrument is sacrificed. The number of Offices in the Department, either always open for work, or liable at any time to be opened, and for which a provision of instruments is required, are 145, of which 24 require one instrument each, 85 require two instruments each, 30 require three instruments, 5 require four instruments, and one requires seven instruments. If to these be added for temporary Offices liable to be opened on river banks on the failure of Cables 40 instruments, and for the four training Schools at five each, 20 instruments, and to these 20 per cent. spare, we get 446 instruments as the complement at present necessary for the efficient service of the Indian lines. Of this number there were but 190 of the Berlin-made Morse instruments in the Department during last rains, the period of the year when the demand for instruments is greatest, of which seven were in the Calcutta Workshop under repair. The deficiency had to be made up with needle instruments, the modified Morse instruments made at Bangalore not having, given satisfaction. The employment of Siemen's instruments was necessarily limited to lines of principal importance, whether in a commercial or political sense, leaving the work of all other lines to be carried on with the old needle instrument. Efforts were made to make up the deficiency by the instrument constructed on a new design in the Calcutta Workshop, but without success. The two modes of receiving Morse signals are

by eye from impressions embossed on a paper-tape drawn slowly along through the instrument, and by ear from the sound produced by the action of the portion of the instrument by which these impressions are produced. As in America so in India the latter simple method of receiving originated with the Signallers themselves. In America the method of receiving by sound is preferred and it is most economical. In Germany, where the Morse system is more exclusively employed perhaps than elsewhere in Europe, the Clerks receive by ear; but as the Telegraph in Europe is exclusively under the Government, the tape record has been retained as well for the proof absolutely required by the administration as also for control to be referred to by the Signaller in case of doubt as to any part of the message. The former necessity has not been felt in this Department; and the latter convenience if it be taken advantage of by Signallers would, Colonel Douglas considers, be purchased by the re-introduction of the tape record at a price beyond its value.

Establishment.—During the year the number of employés rose from 1,161 to 1,193. The discipline of the signallers' branch was satisfactory, 32 were trained and posted to offices during the year.

Finance.—Rs. 13,83,897-11-3 were spent on working account and Rs. 3,33,965-15-7 on construction account. There was a saving of Rs. 1,32,299. The collections on service and private messages during the year were as follows :—

				Rs.	As.	P.
Service	1,20,243	12	0
Private	5,03,849	15	10
			Total	6,24,093	11	10

A comparison with the previous year shews an increase on the former class of messages of Rupees 34-6-3 or '028 per cent.; and of Rupees 81,238-15-3 or 19'22 per cent. in the case of the latter class of messages. Whereas the expenditure is Rupees 13,83,897-11-3, the income from all sources is Rupees 6,35,817-6-11, or only 45'943 per cent. of the expenditure, exclusive of Telegraph Service Messages and those sent and received by the Marine Department. Every effort is being made to reduce, as far as may be possible, this disparity between the expenditure and the income.

ADMINISTRATION OF THE ELECTRIC TELEGRAPH DEPARTMENT.

1861-62.

GOVERNMENT sanctioned, in July, the free transmission of Commercial Messages at stated periods to Mr. Reuter's Agent at Galle and between the Chambers of Commerce at Calcutta, Madras, Bombay and Galle. Priority of transmission was given to all messages of European public news for the Press received by each overland steamer. On the 1st November the Malta and Alexandria submarine telegraph, forming part of the line intended to connect India with Europe, was opened to the public. The construction of 594 miles of line was sanctioned, but as no line was completed the length of wire opened remained at 11,030 as in last report. Proposals for the construction of 852 miles were under consideration. A new office was at Sironcha, and offices were closed at Monghyr and Chinmoor. Owing to the unusually wet season the frequency and duration of the interruptions of lines greatly exceeded those of last year. Colonel Douglas, the Director General, recommends that the offices should be so classified, as in Europe, as to be open only a certain number of hours out of the 24, according to their importance.

Messages.—The total number of messages sent through the lines of the department throughout the year was, exclusive of those on departmental service, 2,44,042, of which 35,970 or 14.33 per cent. were on the Government service. The following shews the number of messages sent from the various circles:—

CIRCLES	Private.	Service.	Total
Bengal	44,349	8,218	52,567
Bombay	60,724	6,612	67,363
Central India	8,472	1,163	9,635
Dacca	3,531	358	3,889
East Coast	15,808	2,363	18,171
Indore	8,450	1,322	9,772
Madras	36,164	4,666	40,830
Pegu	8,829	1,841	10,670
Punjab	14,385	7,349	21,734
Scinde	5,284	2,021	7,305
South-East Coast	2,076	57	2,133
Total	208,072	35,970	2,44,042

The Cash receipts from private messages for the year were Rupees 5,18,582-12-1, being Rupees 42,860-13-11, or 8.47 per cent. in excess of those for the previous year. Those from service messages were Rupees 1,25,841-7-5, being Rupees 6,359-14-0, or 5.32 per cent. in excess of those for the previous year. In 1860 when the offices were open on Sunday to all messages, on 8 Sundays 32 service and 315 private messages were sent as against 701 service and 3,600 private on the 48 week days. In 1862, when the offices were closed except in certain cases, 4 service and 137 private messages were sent as against 701 service and 3,933 private on week-days. 702 complaints were received of which 194 were for service messages. On these Rs. 1,544-4 were refunded, of which signallers paid Rs. 1,209-13. The percentage of complaints of all kinds and of refunds, to the total number of messages and total amount of cash collections for this year and the year preceding, were as follows :—

	1860-61.	1861-62.
Percentage of complaints to messages sent during the year 0 234	0 287
Percentage of refunds to cash collections of the year 0 275	0 229

Madras time was fixed as the time for all India because Madras is as respects longitude about equi-distant between Calcutta and Bombay, the adoption of its time involves the minimum of difference between Telegraph and local times generally, and as it has a Government Observatory, true time from it can more readily be obtained than from any other station in India. Of 35,970 service messages, 383 were considered objectionable—10 by wording, 79 not urgent, 291 not strictly on the public service, and 3 for claiming a clear line needlessly.

Instruments.—Sir W. O'Shaughnessy sent out a description of Morse instrument of recent invention, in the recording part of which every objection that had hitherto been felt to the existing plan of tape record was removed. 198 Morse instruments were in use at the beginning and 282 at the end of the year. The Bangalore workshop was abandoned. That of Calcutta met the wants of the whole department.

The *Establishment* was 1,194 strong against 1,193 last year. A general increase was made in the pay of the higher ranks of the department. The proportions of the various grades of Signallers and the pay assigned to each was for the first time laid down. The same was done in respect of the various office servants. A large number of idlers under the designation of horse patrols, line guards, &c., were struck off the departmental list; and in

their stead it was arranged that a native mounted Artificer should be stationed at every office under the orders of the Assistant in charge, whose duty it would be to ride out on the occurrence of an interruption and take steps to remedy it. An increase from 10 to 15 was made in the number of Superintendents. A new grade, viz., that of Assistant Superintendent, was created for the special purpose of permitting that a chief Officer of the circle, whether the Superintendent or his Assistant, should at all times be occupied in the very important duty of inspecting and controlling the working of the Lines and Offices. The result was a marked improvement in the conduct of signallers since last report. The newly created grade of Assistant Superintendent will prove a powerful auxiliary in weeding out the remaining bad characters. Dismissals, and resignations to avoid dismissal, were already much less frequent than formerly.

Finance.—The year was one of confusion in accounts and of extreme labor to every one in the department at all connected with them. Part of this was due to the change of system, and was so far unavoidable; but much was chargeable to the absence of detailed explanations and of the minor arrangements indispensable for the success of the new budget scheme. The working expenses were Rs. 9,15,931 against 8,81,005 the previous year and Rs. 10,01,178 in 1859-60. In the year under report the total expenditure was Rs. 16,35,165-2-10. The revenue was Rs. 6,74,424-3-6, of which Rs. 1,25,841-7-5 was from service and Rs. 5,48,582 from private messages. A comparison of the above receipts with those of the previous year exhibits an increase of Rupees 6,359-14-0, or 5·32 per cent., on account of *service* messages, and of Rupees 42,860-13-11, or 8·47 per cent., on account of *private* messages, the total increase being Rupees 49,220-11-11, or 7·87 per cent. Deducting the amount from departmental messages the final result stands thus.

	Rs.	As.	P.
Working Expense of the year	14,05,422	15	0
Receipts	6,86,551	14	4

these last being 48·85 per cent. of the Working Expenditure.

EXTERNAL COMMERCE OF BENGAL.

1861-62.

THE total comparative value of the trade of all the Ports of Bengal, except those of Tenasserim, was, for the past four years.

		IMPORTS.	EXPORTS.	TOTAL.
		Rs.	Rs.	Rs.
1858-59	17,22,26,836	17,67,92,130	*34,90,18,966
1859-60	23,56,81,940	14,61,95,086	*38,18,77,026
1860-61	16,47,20,756	16,21,20,627	*32,68,41,383
Three years' average		19,08,76,511	16,17,02,614	35,25,79,125
1861-62	16,91,87,244	16,48,70,389	33,40,57,633
Increase or Decrease in 1861-62 on average of 3 years	Increase	3,16,774
	Decrease	2,16,89,266	1,85,21,492
Ditto in	Increase	44,66,488	27,49,762	72,16,250
	Decrease

Imports.—The Imports in ordinary trade in 1861-62 shew a falling off of about 88 lakhs, which is traceable mainly to the continued and extraordinary glut of Cotton Goods in the market. Less railway iron was imported, the Liverpool salt trade fell back a little and there was a decrease in coal, metals and wines. The principal changes were :—

	<i>Decrease.</i>
Cigars 3,20,066
Cotton Twist and Yarn 20,88,540
Do. Piece Goods 56,34,162
Machinery 39,95,320
Salt 2,93,540
Wines 2,36,649
	<i>Increase.</i>
Apparel 2,13,816
Malt Liquor 6,42,014
Metals 16,07,371
Spirits 3,52,545
Timbers and Planks 4,53,786

Exports.—After allowing for Bullion and Government Ex-

* The figures given here differ from those in previous reports in consequence of the exclusion of Tenasserim.

ports, the total value is Rs. 15,46,08,553 against Rs. 14,42,56,600 in 1860-61, whereas in 1856-57, the year before the Mutiny they were 14,16,68,179. The trade therefore is recovering itself but slowly. The principal changes were :—

			<i>Increase.</i>
Cotton Wool	4,85,563
Grain	61,10,587
Hides	14,14,104
Jute	16,09,907
Lac of all sorts	7,99,159
Opium, Behar and Benares	84,11,090
Saltpetre	18,92,409
Silk Piece Goods	5,16,841
Tobacco	1,86,370
			<i>Decrease.</i>
Indigo	50,77,106
Gunnies and Bags	5,26,804
Seeds of all sorts	22,71,788
Silk Raw	27,10,481
Sugar	10,48,267

The increase in cotton is small, that in rice is 30 per cent., that in saltpetre is due to the American War. On the other hand the Export of Indigo fell to the extent of nearly 30 per cent., owing partly to a very bad season and partly to the disturbances in Lower Bengal. The American War continued to tell on the Export of Linseed and Rape Seed, causing a general fall in the article "Seeds." A very bad season shortened the supply of Raw Silk by one-fourth.

The Duty Collections were

			IMPORTS.	EXPORTS.	TOTAL.
1858-59	1,39,30,396	16,90,740	1,56,21,136
1859-60	1,79,21,553	21,70,781	2,00,92,334
1860-61	1,86,50,305	34,35,113	2,20,85,418
Three years' average	1,68,21,993	24,32,211	1,92,66,296
1861-62	2,28,76,784	38,97,304	2,67,74,088
Increase	60,42,699	14,65,093	75,07,792

The charges amounted to 2½ per cent. on the collections.

Shipping.—The United Kingdom, Singapore, China and Australia added to their Shipping, but almost all others fell off, and the general result was a decrease both of Shipping and Tonnage.

ARRIVALS.	1860-61.		1861-62.		INCREASE.		DECREASE.		
	Ships.	Tons.	Ships.	Tons.	Ships.	Tons.	Ships.	Tons.	
	Calcutta	947	6,21,997	979	6,88,448	32	66,451
Chittagong	66	9,743	114	15,047	48	5,304	
Arracan	226	1,12,827	241	1,18,429	15	5,602	
Balasure	15	1,886	68	7,485	53	5,599	
Cuttack	4	1,414	8	3,448	4	2,034	
Pooree	6	2,294	23	3,559	17	1,265	
Total	1,264	7,33,161	1,433	8,36,416	169	83,255	
DEPARTURES.									
Calcutta	908	5,91,449	968	6,72,049	90	80,600	
Chittagong	100	14,499	116	16,667	16	2,168	
Arracan	225	1,17,394	233	1,15,225	8	2,169	
Balasure	18	2,238	277	18,738	259	16,500	
Cuttack	4	1,414	8	3,556	4	2,142	
Pooree	6	2,294	22	3,559	16	1,265	
Total	1,261	7,39,288	1,654	8,29,794	393	1,02,675	..	2,169	
Deduct									
Net Increase									
					393	1,00,506			

Comparative Statement of the External Commerce of Bengal in 1860-61 and 1861-62.

	PRIVATE TRADE.			CROWN'S SHIPMENTS.				GRAND TOTAL.
	Merchandise.	Treasure.	Total.	Merchandise.	Treasure.	Total.	Total.	
IMPORTS ..								
{ Calcutta	10,85,31,459	4,40,88,087	15,26,19,526	8,90,795	99,09,227	1,08,00,022	16,34,79,551	
{ Chittagong	1,71,524	2,12,500	3,84,024				5,94,024	
{ Arracan	80,53,383	20,03,666	50,57,049				90,57,049	
{ Balasore	2,32,918	33,700	2,66,618				2,66,618	
{ Cuttack								
{ Pooree								
Imports in 1861-62	11,19,89,256	4,61,37,355	15,81,27,219	8,90,795	99,09,227	1,08,00,022	16,91,87,244	
Ditto in 1860-61	12,97,93,951	4,03,25,974	16,11,22,1930	24,85,126	11,14,700	35,99,826	16,47,20,756	
Increase	88,05,655	69,11,974	27,95,711	15,91,328	88,94,527	72,60,189	44,66,488	
Decrease								
EXPORTS ..								
{ Calcutta	11,93,22,361	95,77,674	15,89,00,035	1,88,550	1,88,550	1,88,550	15,90,88,585	
{ Chittagong	5,15,016	5,11,046	10,26,062				10,26,062	
{ Arracan	41,10,669	4,95,612	46,06,311				46,06,311	
{ Balasore	3,97,772	..	3,97,772				3,97,772	
{ Cuttack	2,45,570	..	2,45,570				2,45,570	
{ Pooree	80,165	..	80,165				80,165	
Exports in 1861-62	15,48,08,338	1,00,73,286	16,48,81,839		1,88,550	1,88,550	16,48,70,389	
Ditto in 1860-61	14,42,59,490	1,75,05,636	16,17,65,236		3,78,591	3,78,591	16,21,20,627	
Increase	1,05,51,953	74,32,350	29,19,603				1,05,51,953	
Decrease								
Imports and Exports in 1861-62								
Ditto in 1860-61	26,65,97,819	5,64,11,289	32,30,09,058	8,91,795	1,01,27,777	1,10,48,373	33,40,37,683	
Ditto	26,50,51,331	5,78,31,615	32,28,82,946	24,85,126	14,73,691	39,58,217	32,68,41,258	
Increase	15,46,368		1,25,392		86,84,686	70,90,358	72,16,220	
Decrease	..	14,20,376	..	15,91,328			..	
								72,16,220

Increase in 1861-62, Rupees

Statement showing the Aggregate Value of the Principal Articles of Import into Calcutta by Sea, in 1861-62, compared with similar Imports in 1860-61.

	1860-61.	1861-62.	INCREASE	DECREASE.
Apparel	2014212	2228028	213816	
Beads	502298	372860	129438
Books and Stationery	1595457	1437655	157802
Cabinet-ware	62816	46903	15913
Chanks	115112	161859	46747	
Cigars	510828	190762	320066
Coals	893956	698700	195256
Coffee	139787	83110	56677
Cotton Twist and Yarn	10391287	8305747	2088540
Cotton Piece Goods	51039433	48405271	5631162
Drugs	319245	171118	148097
Dyes	366323	23-006	139347
Fruits and Nuts	1196654	1210221	13577
Glass-ware	705041	542839	162185
Gums	90276	81118	8858
Hides	448103	480844	32441
Ice	72899	56042	16857
Instruments, Musical	167411	161994	5417
Jewellery	1093569	955850	137710
Maehmery	7143993	3149073	3995320
Malt Liquors	886887	1528901	642014
Manufactured Metals	9160184	9211126	80942
Medicines	138638	158513	19875
Copper	4076810	4990064	913254
Iron	1645058	2395169	750111
Lead	150851	99806	51045
Quicksilver	97154	265041	167887
Spelter	734625	581243	150382
Steel	142239	185888	43649
Tin	727030	830847	103817
Yellow Metals	768201	598281	169920
Military Stores	32418	140721	108306
Naval ditto	835028	755389	79639
Oilman's ditto	225118	299530	74412
Paints and Colors	432715	401535	31180
Perfumery	235834	151347	81187
Porcelain and Earthen-ware	147674	167398	19724
Provisions	768318	600088	168230
Salt	3511430	3217800	293540
Silk Goods	957813	1075884	118071
Spices	1414815	1511187	96372
Spirits	765222	1117767	352545
Timbers and Planks	1332593	1786379	453786
Umbrellas	102340	279668	122672
Wines	1804449	1567800	236649
Woolens	1092183	1267041	174861
Sundries	5141328	4340561	800767
Merchandise	119496388	108591439	4426177	15391126
Treasure	38734059	44088087	5354028
Total Rupees	158230447	152619526	9780205	15391126
Deduct Increase	9780205
Net Decrease, Rupees	5610921

Statement showing the Aggregate Value of the Principal Articles of Export from Calcutta by Sea, in 1861-62, compared with similar Exports in 1860-61.

	1860-61.	1861-62.	Increase.	Decrease.
Apparel ...	47219	46433	786
Books and Stationery ...	1010	1934	924
Cotton Goods...	308050	216650	91400
Cotton Wool ..	742389	1227952	485563
Cowries ...	1008	1008
Drugs ...	181894	213674	31780
DYES, { Indigo ...	16075111	10998005	5077106
{ Other sorts ...	1099611	875465	224146
Grain ...	17995364	24105951	6110587
Gunnies and Bags ...	5540702	5013898	526804
Hides ...	5073813	6487917	1414104
Horns ...	155320	143683	11637
Jute ...	4107453	5717360	1609907
Lac ...	1737286	2536745	799459
Naval Stores ...	195596	193779	1817
Oils ...	603585	474155	129430
OPIUM, { Behar ...	23933855	29764460	5830605
{ Benares ...	11785082	14365567	2580485
Provisions ...	281086	233504	47582
Saltpetre ...	5938863	7831272	1892409
Seeds ...	7622236	5350448	2271788
Shawls, Cashmere ...	412128	391305	20823
SILK, { Piece Goods ...	3116191	3633032	516841
{ Raw and Cocoons ...	10640620	7930139	2710481
Spirits, Rum ..	91548	54738	36810
Sugar ...	10874229	9825962	1048267
Tallow ...	206358	93494	112864
Tobacco ...	217993	404363	186370
Wax and Wax Candles ...	153176	114360	38816
Sundries ...	3024016	2872951	151065
Total ...	132162792	141119196	21459034	12502630
Imports, Re-exported ...	6292501	8195565	1903064
Treasure ...	17302753	9577674	7725079
Total Rupees ...	155758046	158892435	23362098	20227709
Deduct Decrease	20227709
Net Increase, Rupees	3134389

The following tables show the export of Cotton Wool and Indigo from Calcutta :—

COTTON WOOL.

	1860-61.	1861-62.	Increase.	Decrease.
United Kingdom ...	550	375287	374737
America, North ...	927	927
Bourbon	20	20
Bremen	17661	17661
Ceylon	736	736
CHINA, { Hong-Kong ...	634718	596398	38320
{ Other Ports ...	78877	152803	73926
France	28683	28683
Hamburg ...	795	24389	23594	...
New South Wales	1579	1579
Penang, Singapore and Malacca	26397	27040	643
Suez	155	155
Madras	384	384
Moulmein ...	125	2469	2344
Rangoon	348	348
Total Rupees ...	742389	1227952	524810	39247
Deduct Decrease	39247	
Net Increase, Rupees	485563	

INDIGO.

	1860-61.	1861-62.	Increase.	Decrease.
United Kingdom ..	11366525	7857788	3508737
America, North ...	466757	292525	174232
Arabian Gulf ...	579	579
Bourbon ...	14525	14525
Bremen	67826	67826
France ..	3393948	2585851	808097
Hamburg ...	60480	73379	12899
Persian Gulf ...	207437	3922	203515
Saint Helena	7801	7801
Suez ...	114842	84752	30090
Bombay ...	448698	21299	427399
Masulipatam ...	100	100
Rangoon ...	1220	2862	1642
Total Rupees ...	16075111	10998005	90168	5167274
Deduct Increase	90168
Net Decrease, Rupees	5077106

EXTERNAL COMMERCE OF BOMBAY AND SIND.

1861-62.

The total value of the Trade of Bombay was Rs. 21,85,65,797 in imports and Rs. 21,29,99,605 in exports and re-exports, thus divided :—

<i>Imports.</i>		Merchandize {	<i>Exports.</i>	
Merchandize	Rs. 12,32,34,229		Opium	Rs. 6,14,65,492
Horses	3,20,500	} Other Goods,,	13,45,39,636	
Treasure	9,50,11,068		Horses	1,600
			Treasure	1,69,92,877
	Rupees 21,85,65,797		Rupees ... 21,29,99,605	

The trade of the Port of Bombay for the last five years is seen :—

Nos.	Years.	Imports.	Exports and Re-Exports.
		Rs.	Rs.
1	1856-57	14,48,46,391	12,57,93,939
2	1857-58	16,31,60,036	14,67,53,599
3	1858-59	18,38,15,410	15,95,08,825
4	1859-60	19,87,49,906	15,51,54,526
5	1860-61	18,62,63,013	19,48,80,399
	Five Years' average Value ...	87,68,34,756	78,20,91,288
	Value for 1861-62	21,85,65,797	21,29,99,605
	Increase in 1861-62, Rupees	4,32,02,846	5,65,81,348

Imports.—The trade was from the following places :—

	Merchan- dize.	Bullion and Specie.	Total.	Increase.	Decrease.
From	Rupees.	Rupees.	Rupees.	Rupees.	Rupees.
FOREIGN OR EXTERNAL PORTS.					
United Kingdom	6,94,25,884	26,60,064	7,20,85,948	1,04,312	..
Aden	15,09,758	32,30,426	47,40,184	17,79,122	..
Africa, Coast of	18,79,588	2,19,150	20,98,738	3,00,724	..
America, North	4,36,984	..	4,36,984	4,867	1,63,359
Arabian Gulf	4,99,173	10,49,650	15,48,823	..	1,97,336
Antwerp	1,80,166	..	1,89,166	..	31,982
Batavia and Java	19	..	1,304
Bourbon	10,761	..	10,761	4,679	..
Cape of Good Hope	35,525	71,52,254	71,87,779	39,71,424	..
Ceylon
Germany	..	18,000	18,000	13,500	..
Gibraltar
Genoa	1,13,040	..	1,13,046	80,844	..
Hamburg	77,63,695	1,89,86,957	2,67,50,652	89,29,555	..
Hong-Kong	4,58,097	90,05,593	94,63,690	69,22,709	..
China and other Ports	7,81,114	4,65,150	12,46,264	4,48,479	..
France
Madagascar
Manilla	1,08,592	3,95,110	5,03,612	..	3,08,675
Mauritius	12,03,859
Naples	4,28,596	24,95,970	29,24,476	..	10,222
New South Wales	1,168	..	1,168
New Zealand
Penang, Singapore, and Straits of Malacca	9,75,979	3,19,869	12,95,848	..	5,15,366
Persian Gulf	40,29,646	22,54,100	62,83,746	..	1,94,401
Rotterdam	4,36,411	..	4,36,411	3,50,854	..
Siam	1,52,049	..	1,52,049	16,178	..
Somnance and Meckran	39,260	..	39,260	..	2,59,363
St. Helena	4,30,886	4,66,11,787	4,70,51,673	1,47,96,104	..
Suez	1,36,050	..	1,36,050	2,690	..
Sweden
INDIAN OR HOME PORTS, INCLUDING PORTS NOT BRITISH.					
Calcutta	87,89,850	24,100	88,13,950	..	22,61,836
Moulmein	44,564	..	44,564	..	1,08,140
Rangoon	1,23,935	..	1,23,935	71,793	..
Fort St. George	27,785	..	27,785	..	16,408
Malabar and Canara, British and Foreign	1,52,61,370	8,300	1,52,69,670	20,64,650	..
Cutch	87,16,168	1,11,590	88,27,758	1,07,715	..
Goa, Damaun, and Diu	6,61,525	..	6,61,525	1,29,948	..
Concan, Foreign	47,582	3,000	50,582	..	7,997
Guzerat, ditto	31,703	..	31,703	..	25,02,182
Total Company's Rupees	12,35,54,729	9,50,11,068	21,85,65,797	4,00,85,223	77,82,439
Deduct Decrease				77,82,439	
Net Increase in 1862				3,23,02,784	

The chief items of Import from the United Kingdom were--


	Value.
Cotton Goods	Rs. 3,67,88,228
Machinery	19,57,023
Malt Liquor	14,88,278
Metals	90,82,920
Manufactured Metals	10,82,117
Military and Naval Stores	71,62,248
Railway Materials	29,06,652
Wines and Spirits	9,60,902
Woollens	8,48,619
Apparel	5,02,936
Beads	4,50,688
Books and Stationery	6,54,370
Coal	19,15,981
Glassware	3,27,815
Dyes	3,80,120
Oilmen's Stores	3,61,965

From China the chief Imports were—

	Value.
Fireworks	Rs. 1,05,457
Silk and Silk Piece Goods	44,67,713
Sugar and Sugar Candy	16,52,203
Glassware	1,14,192
Spices	2,08,000
Tea	6,82,522
Metals	1,85,752
Umbrellas	1,52,979

There was an increase in Merchandize to the extent of Rs. 14,54,359; in Treasure to the extent of Rs. 3,11,18,925; while in Horses there was a decrease of 2,70,500 Rupees.

95826



Exports and Re-Exports:—

To	Merchan-	Bullion and	Total.	Increase.	Decrease.
	dize.	Specie.			
FOREIGN OR EXTERNAL PORTS.	Rupees.	Rupees.	Rupees.	Rupees.	Rupees.
United Kingdom	10,26,03,205		10,26,03,205	3,17,02,874	
Aden	13,55,882	17,700	13,73,582	2,93,653	
Africa, Coast of	8,33,545	31,150	8,64,695	1,43,494	
America, North	5,21,119		5,21,119		6,72,967
Amherst					1,77,326
Antwerp					
Arabian Gulf	23,28,715	2,67,225	25,95,940	10,21,271	
Batavia and Java	41,698		41,698		11,853
Cape of Good Hope					
Ceylon	1,36,193	31,48,425	32,84,618	7,52,743	
Genoa	1,78,210		1,78,210	1,78,210	
Germany					2,33,617
Gibraltar	225		225	225	
Hong-Kong	6,04,99,963	17,375	6,05,17,338		1,38,41,791
China and other Ports	56,97,620	1,31,200	57,13,820		14,26,756
France	11,97,809		11,97,809		4,81,872
Madagascar					
Hamburg					1,16,320
Lisbon					
Manilla					
Mauritius	3,11,904		3,11,904		7,87,576
New Zealand					900
New South Wales	6,225		6,225	4,956	
Norway	1,44,971		1,44,971	66,671	
Pegue					
Penang, Singapore, and Straits of Malacca	9,41,036	58,015	9,99,051		10,85,344
Persian Gulf	56,95,617	5,87,450	62,83,067		3,89,988
Rotterdam					
Siam	4,26,394		4,26,394	3,10,874	
Somnancee and Meckran	68,918		68,918		98,520
Suez	6,41,593		6,41,593		6,19,286
Sweden					213
Trieste					
INDIAN OR HOME PORTS NOT INCLUDING BRITISH.					
Calcutta	19,41,914	7,63,880	27,05,844	8,34,243	
Moulmein	64,727	41,000	1,08,727	88,512	
Rangoon	17,810		17,810	17,810	
Port St. George	1,73,278	2,26,350	3,99,628	1,12,896	
Malabar and Canara, British and Foreign	65,62,594	79,40,710	1,45,03,304	10,26,230	
Cutch	31,73,485	35,45,842	67,19,327	18,29,653	
Goa, Damaun, and Diu	4,67,599	2,05,495	6,73,094	33,288	
Concan, Foreign	31,467		31,467		9,282
Guzerat, Foreign	96,756		96,756		3,25,370
Total Company's Rupees	19,00,06,728	1,69,92,877	21,20,99,605	3,84,21,546	2,03,02,340
				Deduct Decrease	2,03,02,340
				Net Increase in 1861-62	1,81,19,266

The chief items of Export to the United Kingdom were—

	Value.
Cotton Wool	Rs. 8,76,56,045
Hides and Skins	1,85,704
Horns	1,05,350
Oils	1,13,999
Saltpetre	2,97,944
Seeds	30,26,927
Silk	5,26,172
Cashmere Shawls	38,33,009
Wool	37,74,163

To China the chief items of Export were—

	Value.	Value.
Cotton Wool	Rs. 40,99,071	Opium Rs. 6,12,22,530

Continental Ports.—There are altogether fifty Government Ports, but many of them merely carry on trade with other Government Ports within the Bombay Presidency. The following 24 alone have any trade either with Foreign Ports or with any Indian Ports beyond the limits of the Bombay Presidency.

Names of Ports.	1861-62.				T o t a l	
	Amount of Import Customs received.		Amount of Export Customs received.		Amount of Customs received.	
	Rs.	A. P.	Rs.	A. P.	Rs.	A. P.
<i>Guzerat Division.</i>						
Broach	2,197	9 10	4,311	0 6	6,508	9 10
Bulsar	989	10 10	1,655	9 3	2,645	4 1
Dholerah	3,740	0 2	3,740	0 2
Gogo	618	15 1	41	5 11	693	5 0
Jumbooseer	45	0 2	123	9 11	168	10 1
Oolpar	8	12 10	1	10 0	10	6 10
Parnerah	745	6 7	118	9 10	894	0 5
Surat	1,120	12 1	5,110	11 9	6,241	7 10
Wagra	25	4 6	205	4 6
Total	9,506	3 7	11,600	13 2	21,107	0 9
<i>Concan Division.</i>						
Ahbaugh	1,527	13 5	262	0 3	1,789	13 8
Bassem	755	0 9	802	7 1	1,557	7 10
Caranjah	79	8 8	1,400	12 0	1,480	4 8
Ghorebunder	107	9 3	516	1 3	623	10 6
Malwan	2,240	4 10	51	1 5	2,291	6 3
Oomergaum	94	14 1	94	6 9	189	4 10
Panwell	1,036	4 3	9,184	1 10	10,220	6 1
Rajpooree	73	5 6	20	4 6	93	9 6
Rutnagherry	4,341	7 0	27	11 10	4,369	2 10
Sooverdoorg	2,413	1 10	999	0 4	3,412	2 2
Tarapore	1,477	4 11	2,464	6 2	3,941	11 1
Trombay	25	2 1	13,453	9 3	13,483	11 4
Unjunwell	1,507	11 3	321	6 1	1,829	1 4
Vingorla	2,263	1 5	233	0 9	2,496	2 2
Viziadoorg	4,002	5 0	505	13 4	4,508	2 4
Total	21,944	14 3	30,341	2 4	52,286	0 7
Grand Total	31,451	1 10	41,941	15 6	73,393	1 4

Statement of the Quantity and Value of Cotton

TO WHAT PLACE.	1858-59.		1859-60.	
	Quantity.	Value.	Quantity.	Value.
	lbs.	Rupees.	lbs.	Rupees.
Aden	50,738	6,750	2,27,640	38,610
Africa, Coast of	30,128	4,220	42,672	6,540
America, North	8,66,712	1,11,496
Amsterdam	15,71,136	1,85,700	10,38,128	1,46,700
Antwerp
Arabian Gulf	3,44,393	61,125	4,32,215	85,215
China, { Hong-Kong	3,34,28,589	68,12,770	5,55,36,880	1,21,99,711
{ Other Ports	51,79,160	10,26,792	26,15,368	5,03,615
France	41,524	8,759	9,44,914	1,52,510
Genoa
Germany	5,94,272	1,06,120	54,31,080	7,47,680
Gibraltar	17,80,072	2,47,630	7,33,236	1,30,700
Great Britain	15,72,89,419	2,98,64,309	24,11,93,027	3,65,63,948
Hamburg	21,62,560	4,23,525
Madagascar	392	80
Mauritius	812	115
Norway
Penang, Singapore, and Straits of Malacca	28,74,312	5,60,531	74,96,664	15,31,880
Persian Gulf	2,65,566	38,551	69,475	6,795
Rotterdam
Siam
Trieste
Calcutta	33,72,499	6,42,877	24,32,752	4,64,709
Malabar and Canara, British	8,960	1,000
Malabar, Foreign	63,728	6,400
Ports in Cutch	784	120	172	35
Goa, Demaun, and Diu	1,232	205
Guzerat, British and Foreign	1,344	185
Concan do. do.	1,442	205	5,214	521
Scinde	17,920	1,575	32,760	2,600
Total	20,69,15,874	3,95,75,639	32,12,64,017	5,30,57,170

Exported from Bombay during the last Four Years.

1860 G1.		1861-62.		Average of Four Years.	
Quantity.	Value.	Quantity.	Value.	Quantity.	Value.
lbs.	Rupees.	lbs.	Rupees.	lbs.	Rupees.
1,11,272	18,020	8,400	2,000	88,895	14,446
18,760	2,025	64,288	8,377
.....	5,51,656	1,34,206	2,86,451	49,950
7,84,000	1,28,000	12,33,098	1,64,800
.....	2,05,329	36,666
4,90,476	82,728	2,25,904	48,635	3,96,494	70,251
6,61,44,785	1,44,38,732	1,78,42,475	40,99,071	3,72,74,336	80,40,847
.....	27,22,522	5,28,585
14,29,288	2,83,569	18,68,018	3,62,950	28,27,413	4,28,559
.....	10,67,808	1,78,210	12,07,674	1,63,142
14,13,552	2,32,847	16,88,646	2,48,197
.....	11,88,544	1,63,151
27,88,68,126	5,35,23,208	32,07,28,628	8,76,56,045	23,66,87,103	4,77,76,702
11,64,240	1,46,320	8,96,559	1,44,459
.....	78	16
11,760	2,850	3,858	873
5,89,960	75,300	7,84,300	1,42,775	2,74,852	43,615
.....
34,60,464	6,96,168	38,89,878	7,43,891
91,112	15,262	88,564	4,280	1,11,173	13,767
.....	1,78,752	45,600
.....	24,069	3,684
.....	5,84,433	89,344
6,88,027	1,31,315	14,88,341	2,79,955
.....
12,740	1,181	784	40	1,05,465	19,853
7,840	700	17,270	1,684
61,488	9,475	50,386	7,319	22,818	3,423
.....	622	103
.....
1,288	70	4,480	267	5,510	752
14,112	1,169	5,600	600	5,520	526
30,604	2,705	560	50	26,942	2,502
.....
35,53,93,894	6,97,91,644	34,32,27,593	9,26,36,448	29,35,06,933	5,90,87,721

Statement showing the Quantity of Cotton Imported into the Port of Bombay for the last Two Years, distinguishing the Districts whence it was brought to Bombay.

WHENCE.	1860-61.		1861-62.		Average of Two Years.	
	Quantity.	Value.	Quantity.	Value.	Quantity.	Value.
	lbs.	Rupees.	lbs.	Rupees.	lbs.	Rupees.
Great Britain	784	150	21,569	7,414	4,471	1,513
Guzerat	14,57,22,315	2,01,13,080	12,57,44,976	2,83,88,868	11,25,37,606	2,05,45,748
Concan, the produce of Districts of the Ghauts	9,09,67,899	1,20,85,074	7,96,64,976	1,53,94,443	7,89,27,683	1,26,20,831
Malabar and Canara	5,51,82,181	76,36,820	4,57,94,120	89,36,921	3,67,60,353	60,18,610
Cutch	5,32,44,520	75,21,468	3,55,02,544	77,43,537	4,33,76,894	74,37,439
Africa, Coast of	739	106
Arabian and Persian Gulfs, including Aden	1,43,808	19,200	5,71,984	87,970	2,30,129	30,980
Hong-Kong	67	3
Kurrachee	32,572	8,805	21,41,621	4,67,111	4,84,289	1,03,728
Goa	5,86,236	82,826	3,95,465	72,641	2,88,192	41,880
Mauritius	47,656	6,900	9,408	3,000	24,517	3,480
Sonmeane and Meckran	336	45
Total	34,59,27,971	4,74,74,323	28,98,46,963	6,11,01,890	27,26,35,276	4,68,04,363

Financial Results of the Customs, Salt Duty, and Opium Administration of the Presidency of Bombay, exclusive of the Province of Scinde, in 1860-61 and 1861-62.

ITEMS.	Realization in			
	1860-61.		1861-62.	
	Rs.	A. P.	Rs.	A. P.
<i>Receipts.</i>				
Import Duty	80,55,492	14 1	77,48,681	2 8
Export Duty	7,48,985	7 8	6,44,618	0 11
Duty on Spirits imported from beyond the Presidency	2,53,875	5 4	3,42,276	3 8
Still Head Duty on Spirits manufactured under Act III. of 1852 in the Presidency	5,02,995	9 2	4,49,181	10 6
Duty on Salt imported by Land and Sea	1,78,054	10 9	2,25,444	11 9
Excise Duty on Salt removed from the Salt Pans in the Presidency ...	30,10,300	3 5	34,26,172	0 0
Frontier Duties	65,017	4 8	59,527	5 6
Transit Duties	51,029	1 11	54,588	12 9
Import Duty on Tobacco	1,32,104	4 3	17,090	2 10
Special do. do.	1,12,183	3 0	1,08,191	6 5
Ground Rent on Salt Pans and Proprietary Share in the sale proceeds of Salt ...	91,123	3 8	83,446	4 11
Ganja License Fees	4,117	8 0	4,609	0 0
Tobacco do. do.	298	0 0	304	0 0
Profits by the sale of Confiscated and under-valued Goods and other Petty Items	5,320	13 8	4,715	7 6
Warehouse Rent	15,511	7 5	19,416	0 6
Crane Collections	3,433	5 4	4,266	10 8
Registry Fees in Guzerat and Conkan ...	5,625	15 0	4,555	12 0
Anchorage Fees in Guzerat	647	13 6	570	2 7
Hard Fees	12,344	4 5	14,027	9 2
Total Rupees	1,32,48,460	7 3	1,31,11,682	8 4
Opium Pass Fees	2,44,00,600	0 0	2,44,41,400	0 0
Interest on Opium Hoondies	41,598	8 3	34,151	9 0
Total Rupees	3,76,90,658	15 6	3,75,87,234	1 4
Straits Light Dues	5,983	13 0	4,540	6 6
Total Rupees	3,76,96,642	12 6	3,75,91,774	7 10
Port Fund of the Port of Bombay	1,23,972	8 3	1,19,872	8 6
Port Fund of the Gulf of Cambay	27,856	9 0	25,673	14 0
Port Fund of the Ports of Concan	34,443	5 0
Total Rupees	3,78,48,471	13 9	3,77,71,764	3 4
<i>Fees Collected by the Master Attendant.</i>				
Registry Fees	5,152	4 0	5,835	5 6
Measuring Fees	9,542	0 0	6,877	0 0
Pilotage Fees	1,04,437	8 0	92,112	8 0
Transporting Fees	20,510	0 0	19,350	0 0
Pilots' attendance Fees	1,080	0 0	1,320	0 0
Total Rupees	1,40,721	12 0	1,25,494	13 6
Grand Total Rupees	3,79,89,193	9 9	3,78,97,259	0 10
Deduct—Drawback, Refunds, Establishment, and other Charges ...	14,54,104	2 7	13,59,236	2 11
Net Amount Rupees	3,65,35,089	7 2	3,65,38,022	13 11

Shipping.—The number of Vessels which arrived and departed during the year 1861-62 was as follows :—

Arrivals in 1861-62.

Description.	Vessels.	Tons.
Under British Colors ...	406	3,24,103 $\frac{1}{4}$
„ American „ ...	45	41,683 $\frac{3}{4}$
„ French „ ...	24	11,011 $\frac{1}{2}$
„ Other „ ...	30	10,951 $\frac{1}{2}$
Total ...	505	3,87,749 $\frac{1}{2}$
Steamers ...	86	65,367 $\frac{1}{4}$
Total Vessels and Steamers ...	591	4,53,116 $\frac{3}{4}$
Native Craft ...	6,774	3,08,264
Grand Total ...	7,365	7,61,380 $\frac{3}{4}$

Departures in 1861-62.

Description.	Vessels.	Tons.
Under British Colors ..	387	3,04,283 $\frac{1}{2}$
„ American „ ...	34	30,665
„ French „ ..	20	9,122
„ Other „ ...	26	13,043 $\frac{1}{4}$
Total ...	467	3,57,113 $\frac{3}{4}$
Steamers ...	83	62,380
Total Vessels and Steamers ...	550	4,19,493 $\frac{3}{4}$
Native Craft ...	5,434	2,59,739
Grand Total ...	5,984	6,79,232 $\frac{3}{4}$

SIND.

The total imports into Sind are valued at Rs. 53,66,138, the Exports at Rs. 35,16,928, and the Re-Exports at Rs. 2,19,018. The value of the cotton wool exported was Rs. 4,06,952, of the indigo Rs. 3,94,061, and of the wool Rs. 1,03,280. As to shipping 54 square rigged vessels with 30,224 tons arrived and 684 native craft with 30,252½—a total tonnage of 60,476½. There departed 62 square-rigged vessels with 36,818 tons and 433 native with 19,225½ tons—a total tonnage of 56,043½.

IMPERIAL LEGISLATION.

1861-62.

THE Report for this official year is divided into two parts,—the first showing the course of legislation in the Legislative Council, and the second showing the subsequent course of legislation under the Indian Councils Act at meetings of the Council of the Governor General of India for the purpose of making Laws and Regulations. The Acts passed by the Legislative Council from the 1st May 1861 to the date of its adjournment (16th November 1861) prior to its abolition, were Acts XII. to XXXIII. of 1861.

Act XII. of 1861 (An Act to amend Act XLII. of 1860). The Act empowers Local Governments to invest Judges of Small Cause Courts with the powers of a Principal Sudder Ameen within fixed limits; also with the powers of a Magistrate; and with power to try suits under Act X. of 1859 (to amend the law relating to the recovery of rent in the Presidency of Fort William in Bengal).

Act XIII. of 1861 (An Act to regulate temporarily the procedure of the Police enrolled under Act V. of 1861, for the Regulation of Police.)

Act XIV. of 1861 (An Act to remove certain tracts of country in the Rohilcund Division from the jurisdiction of the tribunals established under the general Regulations and Acts). The tracts affected by this Act lie in the Terai, on the north of the Province of Rohilcund, skirting the Kumaon Hills.

Act XV. of 1861 (An Act for the levy of Port dues in the Ports of the Concan).

Act XVI. of 1861 (An Act for licensing and regulating Stage Carriages). This Act was passed with the view of putting a stop to the cruelties practised on the horses (generally undersized) employed in the service of the various Dawk Companies established for the conveyance of passengers to and from the Upper Provinces.

Act XVII. of 1861 (An Act to amend Act XIV. of 1843, for regulating the Customs Duties in the North-Western Provinces).

Act XVIII. of 1861 (An Act for imposing a duty on Arts, Trades and Dealings). A Bill for the licensing of Arts, Trades and Professions was prepared and brought in by the late Right Hon'ble James Wilson simultaneously with the Income Tax Bill in March 1860. In June 1860 the Select Committee appointed to consider and report on the subject submitted an amended Bill. This Bill was last before the Council in September 1860, and no steps were taken to carry it before the 31st July 1861. On that day Sir Bartle Frere, on behalf of the Government, stated that the condition and prospects of the Revenue rendered it necessary to proceed with the Bill.

Act XIX. of 1861 (An Act to provide for a Government Paper Currency). This Bill was originally introduced by the late Right Hon'ble James Wilson on the 3rd March 1860. Subsequently the Secretary of State communicated the opinion of the Home Government, that the principle ought to be the same as that adopted in England, of permitting issues of paper only against actual coin or bullion, with the exception of a certain limited amount to be defined by Law, below which it might be reasonably supposed that the paper circulation could never fall. In this opinion the Select Committee concurred, considering the principle safer and more applicable to the circumstances of India. The Bill was accordingly amended by the Select Committee, and a Section introduced providing that all issues of Notes should be made against actual coin or bullion with the exception of an amount not exceeding four Crores, which might be issued against securities. An amendment was also introduced providing that the Government might, by special order, issue Notes to a specified amount, not exceeding one-fourth of the total amount of issues represented by coin and bullion under the Act, in exchange for gold coin of the Government of India or for Foreign gold coin or bullion to be computed at certain fixed rates.

Act XX. of 1861 (An Act to amend Act XXV. of 1858 for appointing Municipal Commissioners and for raising a fund for Municipal purposes in the Town of Bombay). 95-826

Act XXI. of 1861 (An Act for limiting in certain cases, for the year commencing from the 31st day of July 1861, the amount of Assessment to the Duties chargeable under Act XXXII. of 1860, for imposing Duties on Profits arising from Property, Professions, Trades and Offices; and Act XXXIX. of 1860, to amend Act XXXII. of 1860). The object of this Act was to enable Government to dispense with fresh annual returns under the Income Tax Act. It was limited to the year commencing from the 31st July 1861.

Act XXII. of 1861 (An Act to amend Act III. of 1857 relating to trespasses by Cattle.)

Act XXIII. of 1861 (An Act to amend Act VIII. of 1859 for simplifying the Procedure of the Courts of Civil Judicature not established by Royal Charter.)

Act XXIV. of 1861 (An Act to enable the Banks of Bengal, Madras and Bombay to enter into arrangements with the Government for managing

the issue, payment and exchange of Government Currency Notes and certain business hitherto transacted by the Government Treasuries.)

Act XXV. of 1861 (An Act for simplifying the Procedure of the Courts of Criminal Judicature not established by Royal Charter.) This important measure was first introduced to the Council on the 24th January 1857 in four separate Bills, for Bengal, Madras and Bombay, and the North-Western Provinces, to give effect to the Code of Criminal Procedure prepared by the Commissioners appointed by Her Majesty to consider the reform of the Judicial Establishments, Judicial Procedure and Laws of India. The Act contains a complete Code of Procedure, defining the jurisdiction of Criminal Courts; the mode of compelling the attendance of defendants and witnesses; the powers of the Police; the modes of investigation and trial of cases by Magistrates and Courts of Session; and fully provide for subjects such as security to keep the peace or for good behaviour; the abatement of local nuisances; the maintenance of wives and children; disputes relating to the possession of land; the custody and trial of lunatics; the constitution and duties of Juries; and the powers of the Sudder Court and appeals.

Act XXVI. of 1861 (An Act to regulate the occupation of land in the Settlement of Malacca.) At the time of the cession of Malacca to the British Government in 1825, it was found to be held by individuals under old grants from the Dutch Government which entitled the grantees to levy from the cultivators of the soil one-tenth of the produce. The object of Government was to redeem the rights acquired under these grants, so as to obtain full power to deal with the land.

Act XXVII. of 1861 (An Act to regulate the administration of Port Blair and other Settlements in the Andaman Islands.)

Act XXVIII. of 1861 (An Act to extend the provisions of Act I. of 1859 for the amendment of the Law relating to Merchant Seamen.)

Act XXIX. of 1861 (An Act to consolidate and amend the Articles of War for the Government of the Native Officers and Soldiers in Her Majesty's Indian Army.)

Act XXX. of 1861 (An Act to enable the Bengal Military Orphan Society to register under Act XXI. of 1860, for the registration of Literary, Scientific and Charitable Societies.)

Act XXXI. of 1861 (An Act to regulate the manufacture of Saltpetre and the sale of Salt deduced in the refinement thereof.)

Act XXXII. of 1861 (An Act to postpone the operation of a portion of Clause 8, Section I. of Act XIV. of 1859, to provide for the Limitation of Suits.)

Act XXXIII. of 1861 (An Act to amend the Schedule annexed to the Code of Criminal Procedure.) This was the last Act passed by the Legislative Council.

ACTS OF THE GOVERNOR GENERAL OF INDIA IN COUNCIL.

The first Meeting of the Council of the Governor General for the purpose of making Laws and Regulations under the Statute 24 and

25 Victoria, Chapter 67 (the Indian Councils Act) was held at Government House on Saturday the 18th January 1862. Besides His Excellency the Viceroy and Governor General and the Members of the Supreme Council of India, the following had been summoned and attended as Additional Members:—His Honor the Lieutenant Governor of Bengal, His Highness the Maharajah of Putiala, K. S. I., the Hon'ble H. B. Harington, the Hon'ble H. Forbes, the Hon'ble C. J. Erskine, the Hon'ble W. S. Fitzwilliam, the Hon'ble D. Cowie, the Hon'ble Raja Deo Narain Singh Bahadoor, and the Hon'ble Raja Dinkar Rao Rugonauth Bahadoor. His Excellency laid on the table the Rules for the conduct of business. Subsequent Meetings were held weekly on each Wednesday until the 30th April, the last day of the year under review.

Act I. of 1862 (An Act to revive and continue in force for a further period Act XXXIII. of 1857, to make further provision relating to Foreigners).

Act II. of 1862 (An Act to repeal Act XVIII. of 1861, for imposing a Duty on Arts, Trades and Dealings). This Act was passed on the ground that the License Tax imposed by Act XVIII. of 1861 was not required in the existing state and prospects of the Revenue. In repealing Act XVIII. of 1861, care was taken that the Mohurfa Tax, which had thereby been abolished, should not be revived.

Act III. of 1862 (An Act to amend the Law relating to the use of a Government Seal). This was a formal Act, simply to substitute for the Seal of the East India Company, when required by any Law to be affixed to any document, the Seals of the Government of India, or of the Local Government, as the case might be.

Act IV. of 1862 (An Act for regulating the Bank of Bengal). This Act was passed to provide a new Charter of Incorporation for the Bank of Bengal.

Act V. of 1862 (An Act to provide for the payment at the Banks of Bengal, Madras and Bombay respectively of moneys payable at the General Treasuries of Calcutta, Madras and Bombay).

Act VI. of 1862 (An Act to annex a Schedule to Act IV. 1862 for regulating the Bank of Bengal).

Act VII. of 1862 (An Act to amend Act XLVI. of 1860, to authorize and regulate the Emigration of Native Laborers to the French Colonies).

Act VIII. of 1862 (An Act to protect the personal dignity of His Majesty the King of Oude).

Act IX. of 1862 (An Act for constituting the Secretaries and other Officers of the Banks of Bengal, Madras and Bombay, respectively, Ex-officio Assessors of certain of the Duties payable under Act XXXII. of 1860, for imposing duties on profits arising from Property, Professions, Trades and Offices).

Act X. of 1862 (An Act to consolidate and amend the Law relating to Stamp Duties).

Act XI. of 1862 (An Act to amend Act X. of 1860, to amend Act VII. of 1859, to alter the Duties of Customs on Goods imported or ex-

ported by Sea). This Customs Duties Act for the most part re-enacted the Schedule of Act X. of 1860; but it reduced the Duty on Piece Goods and Twist, from 10 per cent. *ad valorem*, to 5 per cent. on the former, and $3\frac{1}{2}$ per cent. on the latter, and placed Paper and Bottles in the Free List; but subjected Conveyances and Carriages to 10 per cent. duty; Porter, Ale, and Cider were reduced from 4 annas the Imperial Gallon, to 2 annas; and light Wines were reduced from 2 Rupees the Imperial Gallon, to 1 Rupee a Gallon, when their value did not exceed 12 Rupees the dozen. The Export Schedule B. was amended by the introduction into the free List of Coals and Iron.

Act XII. of 1862 (An Act to repeal Act II. of 1835, so far as it relates to the Provinces of Arracan and Tenasserim).

Act XIII. of 1862 (An Act to provide for a new Silver and a new Copper Coinage) A new Coinage having been ordered, this Act simply amended the Law so far as was necessary to provide for the new style of Coinage. The name of Her Majesty was substituted for the East India Company, and it was provided that the Coins should bear a likeness of Her Majesty, and the inscription "Victoria Queen" on the obverse, and on the reverse the designation of the Coin with the word "India."

Act XIV. of 1862 (An Act to amend Act XIV. of 1859, to provide for the limitation of suits).

— — —

ADMINISTRATION OF THE CENTRAL PROVINCES.

1861-62.

MR. R. Temple, Officiating Chief Commissioner, submits to the Government of India the Administration Report for the Central Provinces up to the 1st August 1862. As this Administration was constituted on the 2nd November 1861, the present is the first Report. The Saugor and Nerbudda Territories which were formerly part of the North-Western Provinces, and Sumbulpore and its dependencies which were part of Bengal, have been annually reported on. But not so the affairs of Nagpore.

Physical Description.—The Central Provinces stretch from Bundelcund in the north, to the Madras Presidency in the south; from the Frontier of Bengal in the east, to independent Malwa and to the Deccan in the west. Their extreme length from north to south may be computed at 510, and their extreme breadth from east to west at 550 miles. They extend from the 18th to 24th degree of North Latitude, and from the 77th to 83rd degree of East Longitude. Their estimated area amounts to 150,000

square miles. They are bounded on the north by the Independent States of Bundelcund, of which the principal are Tehree and Punnah; on the west and north-west by the British District of Chundeyree, Lullutpore (belonging to the North-West Provinces), by the Bhopaul State, by Scindia's Dominions, by Berar, and by the Nizam's Dominions; on the south and south-east by the Nizam's Dominions and by the Madras District of Rajahmundry; on the east by the Jeypore State, under Madras jurisdiction; by those portions of Bengal known as the Tributary Mehals and the north-west Frontier Agency; and by the Rewa State. They are divided into halves by the Satpoora Hills, the districts below which constitute Nagpore proper. The districts above the hills have the better climate but are less capable of development. The north-west portion of the tract, which is known as the Saugor and Dumoh Territory, is an undulating or hilly country diversified by the off-shoots of the Vindya Range. Then to the south there comes the Vindya Hills, a comparatively low and irregular range overlooking the Valley of the Nerbudda River. From Jubbulpore running northwards towards Mirzapore, up to the Frontier of the Rewa Agency, there is a tract which is really a branch of the Nerbudda Valley, though it is not permeated by any stream of note. This is traversed by the Trunk Road and here will be the Railway. Then there are the Mundla, Seonce, Chindwarra and Baitool districts. The Sumbulpore territory to the east, consists of the valley of the Mahanuddy and its tributary, the Eebe. The south-east portion of Nagpore is a great wilderness. The Provinces are generally vast in geographical area, infinitely varied in local and topographical details, sometimes flat and fertile, but generally wild and rugged, abounding in hills, forests and brushwood, sparsely populated and scantily cultivated for the most part, but occasionally opening out into long and broad tracts covered with harvests and thickly inhabited; on the whole, poor and unproductive at present, but rich in various resources, and capable of indefinite development in the future.

History.—The Gond Rajpoots were the earliest dynasties and have left architectural remains,—some at Jubbulpore on the banks of the Nerbudda, some in the hilly part of Chutteesghur, and some at Bustar in the heart of the wilderness. The Gonds were one of the most powerful of the aboriginal races of India. After the advent of the Hindoos some adopted the Hindoo, some the Mussulman faith. Of the four kingdoms which they founded the northern had its capital at Mundla, and at Gurra near Jubbulpore. Deoghur was the capital of one and Kherla, command-

ing the Baitool valley, of the other of the Midland kingdoms. Chanda on the Wurdah was the head of the southern kingdom. Besides there was a Gond Rajpoot Dynasty at Wurungul in the Deccan. When that place fell to the Mahomedans, the Raja fled northwards across the Godavery, and established himself in wild independence among the inaccessible forests. The Mahomedan princes who settled in Malwa in time occupied the Nerbudda valley and named Hoshungabad after the well-known Hoshung Khan. Nagpore became a dependency of the Viceroyalty of the Deccan. In the scramble which ensued on the breaking up of the Mahomedan Empire the Mahrattas and Pindarries swept the country. Ultimately Saugor and Dumoh, and part of the Hoshungabad District, became incorporated in the dominion of the Mahratta House of Scindia, while the rest of the country now included in the Central Provinces formed the kingdom established by the Mahratta House of Bhonsla. There are no traces now left of the Royal Gond families of Mundla and Kherla. But the descendants of the Mahomedan Gond Princes of Deoghur, and of the Hindoo Gond Princes of Chanda, still survive as state pensioners.

The Bhonslas owned as one of their first possessions the Province of Berar, and bore the title of Rajahs of Berar. Hence Nagpore has sometimes been erroneously compared with Berar. After the first Mahratta war in 1803, Berar was shorn off from the Nagpore Kingdom, and transferred to the Nizam of the Deccan, under whose sovereignty it has since remained. At the same time the Province of Cuttack was ceded to the British. The power of the Bhonslas culminated under the first and greatest of the Rughojees. He ruled from the Bay of Bengal in the east to the Adjunta Hills overlooking Kandeish in the west, from the Nerbudda in the north to the Godavery in the south, over one of the greatest kingdoms ever founded by a Mahratta prince. His revenues amounted to about a million sterling per annum. He died in 1755. It was in the reign of the second Rughojee (1803) that Cuttack and Berar were lost to the Bhonslas, and the kingdom reduced by more than one-third. From that time also a British Resident was established at Nagpore. Rughojee the second died in 1816, and Appa Saheb was placed on the throne. It was his treachery and defection in 1817 that brought on those events that ended so well for the British cause in the defence of the Residency under Sir R. Jenkins, and the battle of Seetabuldee. One result of these affairs was the cession to the British of the districts on the Nerbudda and of the tributary states on the Mahanuddy. From that time also the two small Hills of Seeta-

buldee (at Nagpore itself) and a few square miles of ground for a cantonment were also ceded to the British. These several cessions were ratified by the treaties of 1817 and 1826. At the close of the second Mahratta War the Saugor and Dumoh districts were ceded to the British Government by Dowlut Rao Scindia in 1817 and 1818. Saugor is also included in the cessions made by the Peishwa in the treaty of 1817. Thus were acquired by the British Government the districts so long known as "The Saugor and Nerbudda Territory." Only Nagpore was left to the Bhonslas. On the deposition of Appa Saheb we placed Rughojee III. on the throne and administered the country in a way still remembered with favor by the people. It lasted till 1830, when the Government was assumed by the Rajah himself. Rughojee died in 1853, without heirs begotten or adopted, and the kingdom lapsed to the British Government as paramount in 1854. The Shahgur principality, escheated, was added to Saugor, and 140 miles of the left bank of the Godavery was ceded by the Nizam. In Nagpore the customs and language are Mahratta; in Sumbulpore, Hindee; in the Godavery country, Telooogo; and in the Hill country Hindee and Oordoo, except where the Gonds keep their own dialect.

The People.—The Gonds are in the Hills. The Mahomedans generally are not numerous, nor have they any large stake in the country. They have principally been attracted by service or adventure. There are but few Pathans from Northern India, some Moguls, a sprinkling of Deccanees, and some from Arcot in Madras. There are, fortunately, but few of the fanatical and priestly class of Mahomedans. Of Brahmins from Hindostan there are few; but there is of course a sprinkling of Mahratta Brahmins (Maharashree) who are known to be a class of eminent ability and influence; the proportion of these, however, is small for the number of Mahrattas generally, except in the city of Nagpore, where they are numerous. But Brahmins of the poorer class are largely sprinkled all over the country as writers and petty traders. The Rajpoots of more or less pure descent are numerous, especially to the east, and hold much land; some of them being large feudal landlords. In the Saugor and Dumoh Districts, there are some of that formidable and untractable Boondela tribe of Rajpoots that possess Bundelcund. Of the mercantile class there are many Kayeths from Hindostan, a few Purbhos and Parsees from Bombay, a large number of Marwarees and a few Madrassces. The best of the agriculturists are inferior in skill, strength and industry to the great husbandman classes of Hindostan and the Punjab. But one of the chief are the Koonbees, who appear to be identical

with the great Koonbee tribe in the Mahratta country of Bombay, from which tribe the dominant Mahratta race is sprung. The Nagpore Koonbees are chiefly found in the valleys of the Wurda and the Wyngunga. The Koormces and Kachees, Pomvars and Bagrees, similar tribes but of Hindostance origin, are found chiefly in the northern and central districts. The Lodhees possess and cultivate much land. The Brinjarees or Bunjairahs, or Lubanees are to Central India what the Lohanee and Puracha traders are to the north of India. As traders and carriers these Bunjairahs ramify all over the country, and form a free-masonry among themselves. They travel from Bombay to Mirzapore, from Bundelcund to Masulipatam. The land carriage for cotton is entirely in their hands. The general character of the people is quiet and patient.

Products.—Of the agricultural products the most valuable and characteristic is *cotton*, which grows already to a great extent in the valley of the Wurda and in Chutteesghur, and might be indefinitely increased. The next best cotton is raised in the valley of the Nerbudda, some is also grown in the valley of the Mahanuddy. The best rice is very largely produced in the lower valley of the Wyngunga and in parts of Chutteesghur. Wheat is produced best in the valley of the Nerbudda, in the champaign country between Nagpore and the Wyngunga, and in parts of Chutteesghur. Oilseeds are largely cultivated in Chutteesghur and the valley of the Mahanuddy. Opium of good quality is largely produced in the Baitool district, and its culture may be greatly extended. The best sugar-cane in these Provinces is to be met with in Jubbulpore district, but with this and a few other exceptions, the sugar-cane in these Provinces is of an inferior description. In fact, the culture of sugar in these Provinces is in its infancy. It may yet be increased and improved indefinitely. Safflower of good quality is grown in Chutteesghur. Indigo to some extent is produced in Sumbulpore. Indian corn and millet (jowary) are found in most parts. Lac-dye abounds in the forests which are boundless. There are some seams of coal and great quantities of iron, near the railway line. There are no arts or manufactures. The towns and cities are small and dirty.

Civil Administration.—By the Resolution of the 2nd November 1861 the Central Provinces were ordered to be administered under what is known as the Non-Regulation system, the same as that which has obtained in the Punjab and Oude. Under the Supreme Government of India the administration is conducted by a Chief Commissioner with the usual Secretariat staff; subordinate

to him there is a Judicial Commissioner, or Minister of Justice and Chief Judge in all branches; four Commissioners, each being Judge of Appeal and Sessions, and Superintendent General of a Circle of Districts; and 17 Deputy Commissioners, each being Judge in Civil Causes, Magistrate and Collector of a Zillah or District. The regular subordinate Judicial staff consists of 15 Assistant Commissioners and 18 Extra Assistant Commissioners. Of the country thus to be administered the area is estimated at 1,50,000 square miles; the population at perhaps nine millions; and the annual revenues at somewhat less than one hundred lakhs, or one million sterling. The following is the distribution of Commissionerships or Divisions, and of Deputy Commissionerships or Districts:—Saugor Division.—Saugor District, Dumoh, Hoshungabad and Baitool. Jubbulpore Division.—Jubbulpore District, Mundla, Seonee, Chindwarra and Nursingpore. Nagpore Division.—Nagpore District, Nachengaon, (Wurda) Bhundarra and Chanda. Chutteesghur Division.—Raepore District, Belaspore, Sumbulpore and the Gurjat Districts. Godavery Talooks.—Sironcha District and Bustar Dependency.

JUDICIAL.—Civil.—The aggregate number of Officers, European and Native, empowered to decide Civil causes within these Provinces amounts to 96. The total number of cases before the Courts within the year amounted to 18,601, of which 17,549 were disposed of, 856 remaining undisposed of at the close of the year. In the Nagpore Province out of 10,396 cases in all no less than 5,405 were disposed of by the Tuhseeldars. In Districts where the distances are so great this circumstance is satisfactory. The number of suits on a supposed population of 9 millions will be in the proportion of 1 to 514. The total value of the property litigated within the year was estimated at Rupees 11,93,332 or 12 lakhs. The average value of a suit was Rs. 28. In the Nagpore Province the average duration of a suit was for 41 days, in the Saugor and Nerbudda Territories for 25 days. In the Nagpore Province the results do not indicate promptitude or despatch. In many Districts of the Nagpore Province the duration greatly exceeded this average. The percentage of costs on the value of suits averaged seven per cent. in the Nagpore Province. The executions of decrees were numerous. There were 14,647 cases within the year, of which 13,276 were disposed of, leaving 1,371 pending at the close of the year. Of 13,276 cases disposed of, 2,175 were appealed.

Criminal.—

		1860.	1861.
HEINOUS CRIMES ...	{ Cases reported ...	11,398	10,486
	{ „ brought to trial	2,905
	{ Persons apprehended	5,483
PETTY OFFENCES ...	{ Cases reported ...	8,004	8,993
	{ „ brought to trial	8,267
	{ Persons apprehended	15,138
TOTAL ...	{ Crimes reported ...	18,402	19,479
	{ „ brought to trial	11,172
	{ Persons apprehended ...	20,330	20,621
Persons committed to Sessions	614
„ convicted	...	11,853	12,661
„ acquitted	...	7,503	6,773
„ otherwise disposed of	179
Under trial at close of the year ...	{ Cases ...	200	134
	{ Persons ...	440	394

Thus shows an increase of $5\frac{1}{2}$ per cent. and 1 crime to every 462 souls. In the south-eastern extremity of the Nagpore Province, (Bustar), the Meriah sacrifices of infants to an Indian Moloch once prevailed, and the stone block on which the victims were decapitated has been seen by British Officers. The horrid rite is now believed to have been suppressed. Suicide is common in some Districts, and shews how little the ignorant people reck of human life. The valley of the Nerbudda was the original seat and home of thuggee. The first bands of thugs were discovered here. There were 50 dacoities (gang robberies) within the year. Of these 5 were attended with murder, 26 with violence, and 19 unattended with aggravated circumstances. Of the whole, 12

were successfully prosecuted. The Dacoity expeditions were headed by one Debee Singh, a Boondela (of Bundelcund), and an ex-leader of rebels in 1857. This man has long been a terror to that quarter. A reward of 5,000 Rupees has been put on his head, and a special Police Officer has been set on his track. The average duration of cases without assistance of Police was 10 days, and with assistance of Police 15 days. The aggregate of property stolen within the year was estimated at Rupees 3,75,362, of which Rupees 67,309 or 18 per cent. was recovered, a decidedly small proportion.

Police.—The total charge, after reform and revision is Rs. 11,21,000, being a reduction of seven lakhs. The force stands at 6,000 foot and 600 horse. Taking the population at $9\frac{1}{2}$ millions of souls, and the area at 117,800 square miles, it will appear that there is one Policeman to every 1,191 of inhabitants, and to every 15 square miles. The cost per man is 161 Rupees.

Jails.—There are 14 and 4 lock-ups. The average annual number of prisoners is 4,000, though the buildings are constructed for only 2,576. The annual cost per head of prisoners was Rs. 32. The total Jail expenditure amounts to Rupees 1,16,497, or $1\frac{1}{4}$ lakhs per annum.

REVENUE.—Land.—The land revenue for the Central Provinces has been estimated at 51 and $\frac{1}{4}$ lakhs exclusive of Sumbulpore, or with that district at 52 and $\frac{1}{4}$ lakhs per annum, or a little more than half a million sterling. The actual demand for the year 1861-62 amounted to Rupees 51,76,152. The rates of land-tax vary from 12 annas to 3 rupees per acre under cotton, 2 to 7 rupees under tobacco and 8 annas to 2 rupees under wheat. The average rate of the tax hardly exceeds 8 annas per acre. The land tenure is peculiar. The Government is in theory the universal landlord. In every village or estate there is a lessee, who takes the lease from Government, who contracts to manage the property, and to pay a fixed sum for a particular term of years. The occupants are the tenants of the lessees. Village communities do not exist. The system has fostered, if not created, a middle class among the agriculturists; and at least one of this class is to be found in the majority of villages. These men can generally read and write; they are often of a superior class and tribe to the villagers. But often they rise to a grade above this, and in some Districts of the Saugor and Nerbudda Territories there is a numerous and respectable landed aristocracy. The farming system under British rule has existed in the Saugor and Nerbudda Territories since 1826, in Nagpore since 1854, in Sumbulpore since 1850. Rightly or wrongly, the opinion has prevailed with our Officers that an estate cannot be managed

without a responsible head residing in or belonging to it ; that the occupant cultivators must be dependant for support and guidance on a landlord ; that for the State to collect its Land Tax from individual cultivators is objectionable. The village community system of the North-West is almost unknown ; the Ryotwary system is deemed objectionable ; the Zemindaree system on a large scale as applicable to tracts of country, or circles of villages ; or the farming system on a small scale as applicable to single villages, have alone been understood. The leases have generally been short, except in the Saugor and Nerbudda Territories, where the leases were made in 1826 for periods of twenty years. The lessees could not sell, or transfer, or inherit, nor was there any clause to give them a beneficiary interest in improvement. There are, however, many great Zemindars who are, it is believed, absolute masters of their estates paying an almost nominal revenue fixed, it has been alleged, in perpetuity. Thus except in these estates there was no private property in land. But Government has proclaimed that it will relinquish its proprietary claims, and that the rights of absolute ownership shall in future, subject of course to payment of land tax, be vested in those who may establish a fair claim thereto. In every case these claims and titles are being investigated. In some Districts these enquiries have been commenced, in some partly finished, in others not yet begun. But the State retains its right to Waste Land not claimed. The demarcation of boundaries is now progressing. In three Districts it is finished ; in six it is proceeding ; in eight it is not yet begun. In the Saugor and Nerbudda Territories the former settlement expired in 1856. The regular settlement was commenced in 1853-4, and has since been dragging its slow length along. In the Nagpore Province a Settlement Department was set on foot, first in the Nagpore District itself in 1858. Much preliminary work has been done, but no assessment has yet been announced. A second establishment was set to work in the Bhundarra District in 1861. A small establishment has just commenced work in the Sumbulpore District. Throughout most parts of the Nagpore Province, except perhaps parts of Chutteesghur and Chanda, the assessments of the last settlement are supposed to be somewhat high and uneven. The term of the assessment is to be 30 years in the Saugor and Nerbudda Territories, and Nagpore District. The Rent-free tenures have all been settled at quit-rents. After enquiry recommendations in favor of the surviving Desh Mookhs and Desh Pandyas and their successors will be submitted. A Permanent Settlement is urged in all estates fitted for it.

Salt.—The salt comes from the Lakes of Rajpootana and Mad-

ras chiefly. On the former, on the Saugor and Seonee preventive line, a duty of Rs. 3 a maund is levied; on the Madras salt, on the Nagpore line, a duty of $1\frac{1}{2}$ Rs. since it has been previously taxed on the spot Rs. $1\frac{1}{2}$. The yield was

	Saugor and Nerbudda Territories.	Nagpore Province.	Total.
1861-62	6,59,200	2,38,920	8,98,120
1862-63	6,75,000	3,00,000	9,75,000

The *Income-tax* amounted in 1860-61 to Rupees 1,46,988, and in 1861-62 to Rupees 4,25,002. A Pandree or house-tax is levied in Nagpore province.

The *Excise* in 1860-61 amounted to Rupees 7,49,385, in 1861-62 to Rupees 8,96,499, and is estimated to yield Rupees 9,00,000 in 1862-63, or about 9 lakhs. The spirit is chiefly extracted from the fruit of a tree called the "Mohwa," which grows wild in great abundance. The Central Distillery system is being introduced.

The *Stamp* revenue increased from Rs. 1,67,230 in 1860-61 to Rs. 2,57,189 in 1861-62. The *Sugar* tax yielded Rs. 2,34,700 and the local licenses on Opium in Baitool Rs. 10,806. The town duties are everywhere levied and yielded Rs. 2,38,615. The total revenue of 1860-61 was Rs. 76,47,723, and of 1861-62 Rs. 82,52,179.

EDUCATION, under the State, existed only in the Saugor and Nerbudda districts. In Nagpore there has been since 1846 a good Missionary School with 400 boys and 20 girls under the Free Church Mission. In the year two Inspectors were appointed and a lakh of rupees granted. A Normal School was opened at Nagpore. There is an educational cess on the land tax.

PUBLIC WORKS.—It was proposed to establish a sanitarium at Moltoor, a point in the Sautpoora Range, about forty miles from the station of Chindwarra. The place is 4,000 feet above the sea. It is in the very centre of the provinces, being 90 miles from Nagpore and 107 from Jubbulpore. The great want of the provinces is roads, and six are partly constructed or proposed. The Great Northern is 350 miles from Nagpore to the Khutra Pass near Mirzapore, and the Southern 95 miles from Nagpore to Chanda. The Great Eastern Line is incomparably the most important public work, the Railway excepted. It runs from Nagpore to Raepore and past Sumbulpore to the frontier of Cuttack. It has a branch breaking off from Sohela near Sumbulpore to join the Mahanuddy at Binka near Sonepoor. The total distance, main line and branch, amounts to 244 miles. From the Cuttack frontier the road is nearly finished

to the sea. From Binka the Mahanuddy is sufficiently navigable all the year round. The fourth is the cotton road down the valley of the Wurda. Next in importance to these four are the Raepore and Jubbulpore, and the Raepore and Seroncha roads. Since we got the Nagpore province the sum spent, from 1855-56 to 1861-62, in communications has been Rs. 5,67,343, and in establishments Rs. 7,05,743. In the Saugor circle on the other hand Rs. 7,16,832 were spent in communications, and Rs. 4,03,339 in establishments in the same period. Rs. 61,893 were spent in both on civil and Rs. 91,958 on military buildings.

Railways.—The total mileage when complete will be

Nerbudda Valley Line	190 miles.
Nagpore Line	65 „
Jubbulpore Northern Line	110 „

A tramway is recommended down the Wurda valley for the cotton country, and in other districts. There are no canals. Local Works are executed from Road, Ferry, Pound, and Nuzool Funds and Town duties, estimated for 1862-63 at Rs. 3,32,202. The total Budget assignments from imperial revenue were

	Military Buildings. Rupees.	Civil. Rupees.	Com. Roads. Rupees.	Total. Rupees.
1861-62 ...	2,16,820	2,69,829	10,11,351	14,98,000
1862-63 ...	3,04,446	3,12,207	11,33,347	17,50,000

To the 17½ lakhs must be added 3½ lakhs from the one per cent. Income Tax collection, and about 97,000 for the district of Sumbulpore, which will bring the total up to nearly 22 lakhs. The aggregate of 1862-63, 22 lakhs, amounts to 25 per cent. on the total income of these provinces.

MARINE.—The progress of the Godavery works is described, and the difficulties and advantages of opening the navigation balanced.

FINANCIAL.—Against the income already described in detail of Rs. 82,52,179, are set first the Civil Expenditure which is thus put—

	<i>Old Scale.</i>	<i>Revised Scale.</i>
Salaries ...	4,96,200	5,97,600
Establishments ...	6,02,280	5,62,756
Police ...	15,15,314	11,22,206
Medical Dispensaries	80,994	87,630
Educational ...	45,000	75,000
	<hr/>	<hr/>
	27,39,788	24,45,192

Besides this there is extraordinary expenditure for surveys which will raise the whole to 32½ lakhs or 38 per cent. on the in-

come. Besides this there are 11 lakhs annually in political pensions of which 10 are due to Nagpore alone. As a set-off against this there is the Bhonsla Fund amounting to 20 lakhs in the aggregate, making the political expenditure one-eighth of the income. The military is the most important expenditure. Before revision it amounted to 55 lakhs in 1860-61, absorbing two-thirds of the income. But the disbandment of the Nagpore Irregular Force, included in this total, caused a saving of about nine lakhs of Rupees. The Regular Force was reduced by one Regiment of Cavalry, and two Regiments of Native Infantry, which saved at least seven lakhs. A Battery of Artillery is to be transferred, which will produce a further saving of one lakh. These reductions will, in all, amount to seventeen lakhs, and bring the military expenditure for 1862-63 from 55 to 38 lakhs. But there still remain 38 lakhs of expenditure for troops serving within the Provinces. If the cost of all these great public works, *and* the cost of *all* the regular troops (both those required for imperial and those for local purposes) serving within the Central Provinces, be debited to the revenues of these provinces, then there would be a deficit of at least 20 lakhs. If the provinces be debited with only their own share of troops then there will be a deficit of ten lakhs, if there is to be a liberal expenditure on public works. The whole may be thus shewn :—

<i>Income.</i>	<i>Expenditure.</i>
83 Lakhs.	Civil 32½ lakhs.
	Political 11 „
	Share of Military 29 „

	Total excluding Public Works ... 72½ lakhs.

	Balance at credit 10½ lakhs.

To 72½ as above add 22 lakhs for public works, then the total expenditure will be 94½ lakhs, which being 10½ lakhs in excess of 83, represents a deficit of 11½ lakhs. The conclusion is that the finances of the Central Provinces will bear all the cost of their own administration, and of that regular Military force which is necessary for their defence, and would still leave a *small* margin for material improvements.

ECCLESIASTICAL.—There are four Chaplains. One is needed at Seetabuldee. The two at Kamptee are in the Madras diocese.

POLITICAL.—*Nagpore.*—The proclamation of annexation in March 1854 caused no discontent. In 1855 when the State jewels were given up to be sold, to form the Bhonsla Fund for the benefit of the family, an unsuccessful attempt at disturbance was made

by the palace retainers, and a Missionary (mistaken apparently for an Officer) was maltreated by the mob. The Banka Bae received a pension of Rs. 1,20,000, and the late Rajah's five widows' pensions raising the whole to Rs. 2,55,000. The Banka Bae was a very distinguished princess, widow of the second Rughojee; who is so well known to history. She had been Regent in the days of Sir R. Jenkins, during the minority of the third and last Rughojee. She bore a high character and possessed commanding influence. Unpoorna Bae, the senior widow, died towards the close of 1855. Thereupon the Banka Bae and the remaining widows formally adopted a young relative, Janojee Bhonsla, as their son and appointed him head of the house. He was then aged 22. In 1857-58, during the time of trouble, the family behaved with fidelity to the Government; the Banka Bae setting the best example, and using all her influence in the interest of the British cause. She died, at an advanced age, in the autumn of 1858. A new scale of allowance was then fixed at Rs. 2,33,000, Janojee getting Rs. 90,000. He was constituted head of the house, and to him the payment of the stipends of the Rances and the general control of the palace and household were entrusted. The lands of Deor in the Sattara District of the Bombay Presidency, which had been hereditary in the Bhonsla family for 125 years, were conferred on Janojee and his heir (begotten or adopted) in perpetuity, with the title of Rajah of Deor. The family and dependants of the late ruler, amounting to some 2,158 persons received pensions aggregating 10 lakhs a year.

Sumbulpore.—Major H. B. Impey, the Deputy Commissioner, pacified the district. The Gurjat Tributary States 13 in number are attached to it. *Bustar* and *Kalakhundy*, or *Kharonde*, will be found described in Volume VI. of the *Annals* page 330.

In 1860 the *Sohagpore* strip of territory, belonging to the Mundla District, and the plateau of Amerkuntuck, belonging to Nagpore, were granted to the Rajah of Rewa, in reward for the services rendered by him during the period of disturbance. The plateau of Amerkuntuck, where the Nerbudda and the Soane both derive their source, is one of the most interesting places in this part of India. Its altitude is between 3,000 and 4,000 feet above the level of the sea; its climate is cool and salubrious. It almost overlooks the fertile plains of Chutteesghur; and in many respects it seems fitted for European Settlement.

MILITARY.—According to the latest arrangement the disposition of the forces was, in Batteries and Regiments:—

	ARTILLERY.		CAVALRY.		INFANTRY.	
	European.	Native.	European.	Native.	European.	Native.
Saugor ...	2	0	0	1	1	1
Jubbulpore ...	1	0	0	0	1	1
Kamptee } (Nagpore) }	2	0	0	$\frac{1}{2}$	1	$1\frac{1}{2}$
Hoshungabad ...	0	0	0	0	0	$\frac{1}{2}$
Raepore ...	0	0	0	0	0	$\frac{1}{2}$
Chanda ...	0	0	0	0	0	$\frac{1}{2}$

All the troops belong to the Regular Army.

MISCELLANEOUS.—An Agri-Horticultural Society was formed at Nagpore. *Cotton*.—In the Wurda valley, according to the estimate made in 1861, about 19,361,388 lbs. or 134,454 bales per annum are produced; and about 281,214 acres are under this crop. But these data are uncertain, as the cotton fields have not all been measured up. The probable area of the plateau may be 3,985 square miles or 2,550,401 acres; and it entirely consists of cotton soil, of excellent quality. In respect to cotton the tract has three known sub-divisions: I. that of Arvee in the north; II. that of Deolee in the centre; III. that of *Hingun Ghat* to the south. The best cotton is that grown adjacent to, or south of, *Hingun Ghat*. The estimated amount of land under cotton crops within the whole tract on an average year, is 280,000 acres; and the average annual production at the present time is supposed to be 20,000,000 lbs., or say 140,000 bales. The cultivation is in a transition state and is increasing fast. Some officers of local experience think that the present crop will be increased by one-third, others by one-half. The tract of Oomrair and Chimoor, lying in land, has much fine cotton soil. *Hingun Ghat* has been a cotton mart for upwards of half a century. The mart has not increased at all within the last 20 or 30 years, and the culture in its neighbourhood has increased but little. *Hingun Ghat*, however, though the best known by reason of its long standing, is surpassed by Arvee which has arisen of late years, and will soon be rivalled by Deolee, of even more recent origin. These places have superseded old marts now decayed; but it is certain that there never were any such places as Arvee and Deolee now are. These circumstances may convey some idea of the progress of cotton in this neighbourhood. On an average year the amount brought to each mart would be nearly as follows:—

Arvee	5,000,000 lbs.
Hingun Ghat...	3,440,000 "
Deolee	1,720,000 "

The proportion of exportation and of local consumption, respectively, out of the aggregate of cotton, is supposed to be not quite

equal ; that is, about one-third exported and two-thirds locally consumed. The amount annually exported may be estimated at about 7,200,000 lbs. Of late years the price of cotton has risen enormously : there are dealers who recollect that thirty or forty years ago the price was as low as fourteen Rupees per Bhoja (of 262 lbs.), from that the advance was gradual, though certain, to 25, 30 and 40 Rupees. Recently the rate has stood at 50 and 60 Rupees, and is at 70 Rupees. As regards the settlement of Europeans in the Valley of the Wurda there is absolutely *no* culturable waste within that tract on which any new estate could be founded. Europeans should establish Agencies. In Chutteesghur the District Officer stated the estimated produce at 36,750,000 lbs. per annum, and the area capable of producing cotton at an enormous extent. These estimates were held to be exaggerated. Cotton is grown and is increasing in the upper valley of the Mahanuddy itself. To this the same remarks as above are applicable. But between both the plateau of Chutteesghur and the valley of the Mahanuddy on the one hand, and the valley of the Wurda on the other, there is one cardinal difference. In the valley of Wurda there is *no* waste land available, and little or no hope of Europeans being *directly* engaged in the culture of cotton. But in Chutteesghur and in the valley of the Mahanuddy *vast quantities of waste land are available*, from which fine estates might be carved out by European settlers.

European Colonization.—While existing rights and interests would mostly bar European grantees from the Central Nerbudda valley, and from the valleys of the Wurda and Wyngunga (these tracts comprise the Nagpore, Jubbulpore, Nursingpore, and part of the Chanda Districts); on the other hand, in the valleys of the Godavery and the Mahanuddy, and the lower Nerbudda valley, in the Chutteesghur plateau ; in the uplands of Mundla, and in parts of the Sautpoora range ; there are large, sometimes boundless, tracts of waste, free as air from every difficulty and complication, which might be taken up. These available tracts are in the Civil Districts of Raepore, Sumbulpore, Seroncha, Mundla, Chindwarra and Hoshungabad, and parts of Chanda and Bhumdara. In these districts extensive applications have already been made. Labour, however, is scarce.

Forests.—There are 4 groups :—1, there are the Hills to the north of Saugor ; 2, those in the Sautpoora Range ; 3, those in the centre of the Nagpore Province ; 4, those of the south near the Godavery. There are four kinds of trees valuable for timber—1st, the Teak ; 2nd, the Saul ; 3rd., the Saj ; 4th, the Eynce. Besides these, there are a variety of

minor trees, among which the most notable is the bamboo. Teak is abundant in the centre and south of the Nagpore Province. The girth and length of the trees are considerable, the former being often 6 feet, and the latter 100 feet. For many years past great quantities of teak have been exported from the districts of Bustar and the Godavery by being floated down that river. In 1860-61, owing to the abolition of transit duties, and the greater confidence in the security of life and property after the cession of the Godavery Talooks by the Nizam, no less than 24 to 25,000 logs were exported by this route.

Mineral Resources.—It is in the crystalline schists which lie at the base of our Geological scale, and in the laterite which occurs at the top, that iron ore is found. To the age of the former belongs the ore of Punaghur and of Dhurmpoora near Lamata Ghat in the Nerbudda, both near Jubbulpore, which may yield about 50 per cent. of iron. The same kind of ore, though not worked, and not likely to be so for a long time, is met with in the Beila Decla Hills of Bustar. A reformation of it is extracted from the mines near Tendukhera on the north bank of the Nerbudda, where the average percentage of pure metal is believed to be 50, and at Agaria and Jaolee, north-east of Jubbulpore, where it is said to be 60. Specular iron ore occurs also abundantly in the metamorphic rocks of the Chanda District, and is dug at Dewulgaum, three miles from the east bank of the Wyingunga, at the foot of a hill named Khandeshur in the Chanda District, which rises to a height of 200 feet above the plain. Other favorable localities are Agaria and Jaolee near Jubbulpore, where the ore is rich in metal, the jungle adjacent and extensive, and within a convenient distance of the extension of the East Indian Railway from Allahabad to Jubbulpore. . . In the Chanda District the Dewulgaum furnaces on one bank of the Wyingunga, and those of Lohara, &c., on the other, are worthy of attention. At these the ore, which is of the richest description, has long been smelted with the charcoal from the extensive jungles around. Red ochre pigment is extracted, of very excellent quality, from the quarries of Mundunpore and Thakoortola on the west of the Raepore District. Allied to the iron ores above described is the black oxide of Munganee at Satuck, Koomaree, Biroli near Bhoora, and on the Lanjee Goodwa Hills, which lie in nearly a straight line drawn to the north-east from Nagpore to the Bungur River. In the Seonee District, within the Sautpoora Range, iron ore is found in several places. In the Kutunghee Pergunnah near the foot of the Sautpoora Range, and near the borders of the Bundarra District, it is found in large quantities in the lands of a village called

“Lohâ Agree.” This iron is much valued for its softness and malleability. Gold is washed from some of the rivers. There are diamond washings at Heerakoond and at Wyraghur in Chanda. The coal may turn out to be of considerable economic importance. The best of all the Nerbudda localities seems to be *Mopanee* on the Seta River, where the four seams give an aggregate of 20 feet of coal. The coal near Oomrait, which lies close to the surface with a very slight dip, has already been begun to be mined by Mr. Stanbrough.

Of the Survey we have already spoken. Four celebrated fairs are held on the banks of the Nerbudda, one near the Marble Rocks of Jubulpore, one near Nursingpore, one at Gurrakota, and one near Hoshungabad. All these have largely increased under British rule. Other fairs are also held, one on the banks of the Wyngunga in the Sautpoora Hills, one in the Chutteesghur plateau, one on the banks of the Wurda, near the cotton mart of Arvee, and one near Chanda. The most remarkable of the historical remains are those at Rannuggur near Mundla; at Jubulpore; at Bhera Ghaut, near the Marble Rocks; at Chowraghur in the Nursingpore District; at Rahutghur in the Saugor District; and at Kheela in the Baitool District; at Ghunsore in the Seonee District; at Deoghur in the Chindwarra District; at Ramteek and Katolee in the Nagpore District; at Ruttunpore in the Belaspore District; at Chanda, Bullarpore and Bhanduk in the Chanda District; at Budrachellum on the Godavery; in the heart of the wilderness of the Bustar State.

Hospitals and Dispensaries.—28,415 out-door and 3,029 in-door patients were relieved at a cost of Rs. 14,941, of which Rs. 1,901 were contributed. There were only 4,204 cases of successful vaccination.

THE INCOME TAX IN THE NORTH-WESTERN PROVINCES.

1860-61.

MR. G. H. M. Batten, Secretary to the Sudder Board of Revenue, submits carefully tabulated returns shewing the operations of the Income-tax Act in 1860-61. On 17th

December 1862 he is informed that Government, no less than the Sudder Board of Revenue, are greatly indebted to him for the labor and the care bestowed upon the compilation of these elaborate Tables. The number of tax-payers whose returns were accepted as correct was 14,651 who returned an income of Rs. 1,11,59,891 bearing a tax of Rs. 3,96,334. The number surcharged was 1,60,344, they returned themselves at an income of Rs. 2,79,72,773, bearing a duty of Rs. 8,10,670. The Assessors considered that their true income was Rupees 7,88,09,405, bearing a duty of Rupees 25,52,302. The number who failed to give in returns was 23,092, and their income was computed at Rs. 1,09,01,267, bearing a duty of Rs. 3,63,266. The Assessors' Abstracts therefore shewed 1,98,087 persons with an income assessed at Rs. 10,08,70,563, bearing a tax of Rupees 33,11,902. As a rule, the Collectors accepted the Assessors' computations as correct, leaving the parties who objected to prove their case in the subsequent stages of the assessment. On the whole, however, a slight modification was made, and there remained a preliminary assessment by the Collectors of 1,96,082 persons charged on an income of Rs. 10,11,79,059 with duties amounting to Rs. 33,25,314. Of every 100 persons assessed—

7·4 were assessed in accordance with their returns.
 80·9 were surcharged.
 11·7 were assessed in default of their returns.

Of every 100 Rupees assessed under each Schedule and under the three taken together—

	Under Schedule I.	Under Schedule II.	Under Schedule IV.	Under the three taken together.
There were assessed on persons whose returns were accepted, ...	Rupees 20·2	8·7	34·6	12
There were assessed on persons surcharged, ...	Rupees and 70·9	79·6	55·8	77
There were assessed on persons who neglected to give in returns, ...	Rupees 8·9	11·7	9·6	11
Total Rupees, 100	100	100	100

The percentage of surcharge on the second class was as follows :—

Schedule I.	Schedule II.	Schedule IV.	Total.
94	297	46	215

By this is meant that to every 100 Rupees of duty under Schedule I., chargeable according to the returns of those persons who were surcharged, Rupees 94 were added by the Assessors, and so on for each Schedule. Thus, on the whole, the returns of these persons were more than trebled by the Assessors. Of 1,80,229 persons served with notices of charge and surcharge, 94,971 did not appear to make objections, 54,231 objected without success, and 31,027 obtained a modification of the preliminary assessment on them. The entire amount let off was Rupees 4,07,491. Of every 100 persons charged or surcharged by the Assessors 52·7 made no objections, 30·1 objected to no purpose, and 17·2 obtained a diminution of the assessment. On every 100 Rupees which had been assessed on the persons surcharged or charged in default of returns, the following amounts were let off under each Schedule :—

Schedule I.	Schedule II.	Schedule III.	Total.
Rupees 2·2	11·5	·3	Rupees 14.

1,88,183 parties were finally assessed with duties, amounting to Rupees 32,81,016. Besides this there were lump assessments at Allahabad and Benares, amounting to Rupees 2,03,700, giving a total tax in the North-Western Provinces of Rupees 34,84,716.

Of every 100 persons assessed 26·9 were assessed at Rupees 4, and 28·8 above Rupees 4 and less than Rupees 6, and so on. Altogether 75·7 per cent. were assessed at less than Rupees 10, that is, on incomes of less than Rupees 500, and as he results for the year 1861-62 are probably much the same, this number shews the percentage who are relieved by Act VI. of 1862, from future taxation. The assessment on the 2 per cent. class amounted to Rupees 7,50,417, out of Rupees 2,81,016, and probably the same proportion obtained in the lump assessments. Hence only about 23 per cent. of Revenue has been sacrificed with a relief of 75 per cent. of the payers. The cost of raising the tax was Rupees 1,97,820-8-3, or 5½ per cent. of the Revenue of which 4½ is due to establishment, and 1 per cent. to contingencies. Adding the cost of printing the

total charges were Rupees 2,64,966-15-4, or 7·6 per cent. on the revenue. This result is satisfactory.

The rate of taxation per 1000 persons was Rupees 124-9-8, per square mile Rupees 31-9-11, and per Rupees 1000 of Land Revenue, Rupees 84-7-11. The average rate of assessment under Schedule I. per party, was Rupees 6-15-0, under Schedule II., Rupees 13-4-3, and under the two Schedules taken together Rupees 16-4-2. The highest case under Schedule I. was Rupees 18,988, representing an income of nearly Rupees 4,75,000. This was in the Benares district and is no doubt the case of the Maharajah. The highest case under Schedule II. was Rupees 7,608, representing an income of Rupees 1,90,200. This occurred in the Mirzapore district. The highest case under both Schedules taken together was Rupees 8,000 on an income of Rupees 2,00,000 which occurred in the Muttra district, and no doubt represents the assessment on the Muttra Bankers, the well known firm of the Seth family. Under Schedule IV., the assessment on official Salaries, Pensions, &c., was Rupees 3,24,130-12-9, and on the servants of private Companies, Rupees 26,017-1-11. The actual collections up to the 31st July last after deducting refunds amounted to Rupees 31,65,025, out of a preliminary assessment under Section 52, of Rupees 33,25,314, in which latter sum, however, periodical assessments under Schedules III. and IV., made at the time of audit or payment, are not included. This may be considered on the whole satisfactory when it is remembered that the assessment alluded to is that made before the parties were informed of the amount assessed on them, and before they had an opportunity of making objections.

Final Assessments under all Schedules in each Division.

Division.	Number of Parties assessed.	TOTAL.										
		At 3 per cent.			At 1 per cent.			At 2 per cent.			Total.	
		Rs.	As.		Rs.	As.		Rs.	As.		Rs.	As.
Meerut, ...	28957	281337	13	94012	9	116728	14	492079	4			
Kumaon, ...	1138	13127	6	3170	8	4504	0	20801	14			
Rohilkhand,	18393	210298	3	70083	12	70578	11	350959	10			
Agra, ...	29031	301258	6	100171	15	114289	7	515719	12			
Jhansi, ...	5815	56387	3	18648	6	23793	12	98629	5			
Allahabad,	32907	272917	4	97043	0	112540	5	492500	9			
		Lump Assessment	80000	0			
Goruckpore,	15451	136891	9	45511	9	70172	5	252575	7			
Benares, ...	37363	417736	15	140634	11	150279	13	708651	7			
Jubbulpore,	14107	148050	9	49346	12	123700	0			
Ajmere, ...	5021	55477	9	18494	2	56239	4	253636	9			
		1893482	13	637116	4	750417	3	3281016	4			
Total	188183	Lump Assessment	203700	0			
											
		3484716 4										

Statement shewing the distribution of the duties Assessed under Act XXXII. of Provinces for the

NAMES OF OCCUPATIONS.	Number of parties assessed.	SCHEDULE I.						
		Total amount of assessments.		Average per party.		Highest amount assessed on any one party.		
		Rs.	As.	Rs.	As. P.	Rs.	As.	
1 Bankers and money-lenders, ...	27060	146919	15	5	6	10	1258	0
2 Retail dealers in grain, spices and groceries, bankers of gram, manufacturers of native spirits, ...	25781	35836	9	1	6	2	209	14
3 Sugar-makers, ...	2832	25463	4	8	15	10	1431	5
4 Cloth merchants, general dealers, ...	4640	16116	12	3	7	6	437	1
5 Copper dealers and braziers, ...	1017	1391	1	1	5	10	54	0
6 Gold-smiths, jewellers and dealers in bead ornaments, ...	1382	763	15	0	8	10	24	0
7 Confectioners and sweet-meat sellers, ...	1216	1871	7	1	8	7	29	4
8 Sellers of tobacco and betel-leaf, ...	582	553	9	0	15	2	95	3
9 Oil-men and torch-bearers, ...	996	529	0	0	8	5	18	4
10 Green grocers, fruit-sellers, gardeners and dealers in vegetables, ...	359	446	12	1	3	10	20	0
11 Washermen, ...	27	17	7	0	19	4	2	0
12 Artizans, including carpenters, black-smiths, iron-smiths, masons, bow-makers, drum-makers, farriers, painters, dealers in lac and glass ornaments, tin-men, grinders, polishers of metals and weapons, ...	838	662	13	0	12	7	33	8
13 Potters, and brick-makers, ...	156	95	1	0	9	9	7	0
14 Provisioners, butchers, bakers, pig-dealers, sheep-feeders, and ghee-makers, butter-men, ...	959	1041	10	1	1	4	257	8
15 Weavers, darners, dyers, cotton-cleaners and dealers, ...	1147	1217	2	1	0	11	57	9
16 Dealers in leather and leather-goods, shoemakers, ...	451	623	10	1	5	11	60	0
17 Servants, barbers, porters, tailors, water-carriers, common laborers, grass-cutters and sweepers, ...	1248	2580	11	2	1	1	89	0
18 Manufacturers, as paper-makers, tent-makers, basket-makers and felt-makers, ...	159	337	11	2	1	11	48	0
19 Singers, dancers, musicians and reciters of poetry, ...	639	1231	7	1	14	10	99	13
20 Carters, camel-drivers and donkey-men, ...	692	787	7	1	2	2	28	0
21 Saltpetre manufacturers and fire-work-makers, ...	184	614	14	3	5	5	93	4
22 Boat-men, ...	354	574	0	1	9	11	22	4
23 Fowlers and dealers in game, ...	2	1	9	0	12	6	1	0
24 Dealers in fire-wood, timber and bamboos, ...	452	1268	9	2	12	10	120	0
25 Physicians, dealers in medicine and scents, ...	269	506	13	2	3	5	32	8
26 Agriculturists, ...	30008	480454	14	16	0	2	18988	0
27 Miscellaneous, ...	9986	65259	8	6	8	6	3594	0
TOTAL, ...	113438	787257	6	6	15	0	18988	0

1860, on the various classes of the community, in all the Divisions of the N. W year 1860-61.

SCHEDULE II.					TOTAL.										
Number of parties assessed.	Total amount of assessments.		Average per party.		Highest amount assessed on any one party.	Number of parties assessed.	Total amount of assessments.		Average per party.		Highest amount assessed on any one party.				
	Rs.	As.	Rs.	A. P.			Rs.	As.	Rs.	A. P.		Rs.	As.		
41675	871187	8	20	14	5	7608	0	42234	1018107	7	24	1	8	8000	0
45874	410540	0	8	15	2	2000	0	46220	446376	9	9	10	6	2035	12
2985	55787	1	18	11	0	800	0	3458	81250	5	23	7	11	1431	5
9442	233111	4	24	11	0	3400	0	9542	249228	0	26	1	10	3500	0
1910	19472	11	10	3	1	173	14	1922	20863	12	10	13	8	191	11
3376	20446	15	6	0	10	146	0	3411	21210	14	6	3	5	153	15
2594	18936	14	7	4	9	120	0	2717	20808	5	7	10	6	120	0
1170	7836	6	6	11	1	121	13	1173	8389	15	7	2	5	123	13
2310	13591	1	5	14	1	219	0	2313	14120	1	6	1	8	219	0
756	4353	10	5	12	1	205	11	758	4800	6	6	5	3	220	0
87	451	4	5	2	11	50	0	87	468	11	5	6	2	50	0
2560	18488	5	7	3	6	150	0	2562	19151	2	7	7	7	150	0
454	2431	0	5	5	8	32	12	455	2526	1	5	8	9	32	12
2736	19171	4	7	0	1	1325	8	2765	20212	11	7	4	11	1583	0
2344	18917	3	8	1	0	182	12	2358	20194	5	8	9	0	186	9
1171	8576	0	7	5	2	792	0	1179	9199	10	7	12	10	800	0
2208	21071	9	9	8	8	260	8	2324	23652	4	10	2	10	260	8
432	7224	3	16	11	6	1440	0	434	7561	14	17	6	9	1440	0
1393	13076	13	9	6	2	90	3	1403	14308	4	10	3	2	1000	0
2267	16146	15	7	1	11	228	0	2271	16934	6	7	7	3	230	2
494	8848	7	17	14	7	640	6	500	9463	5	18	14	9	640	6
831	8097	1	9	11	10	160	0	849	8671	1	10	3	4	160	0
12	112	12	9	6	4	28	0	12	114	5	9	8	5	28	0
829	10767	4	12	15	9	680	0	853	12035	13	14	1	9	800	0
533	5207	1	9	12	3	170	2	537	5803	14	10	12	11	170	2
16411	179761	9	10	15	3	3312	3	31088	660216	7	21	4	4	16988	0
15440	159467	11	10	5	3	1261	0	17417	224727	3	12	14	5	3594	0
162294	2153139	11	13	4	3	7608	0	180792	2940397	1	16	4	2	18983	0

ADMINISTRATION OF BENGAL.

1861-62.

JUSTICE.—*Civil.*—As the new Limitation Law came into effect on 1st January 1862 the number of cases instituted rose from 88,684 in 1860 to 275,138 in 1861. The Civil Code greatly increased the promptness of the procedure, and diminished the number of false cases, as will be seen from these figures.

Results of cases decided on their demerits.

	Years.	For Plaintiff.	For Defendant.
Before the introduction of the Code	{ 1858	33,555	18,469
	{ 1859	40,764	20,441
After the introduction of the Code	{ 1860	60,070	21,763
	{ 1861	125,873	35,794

The increase in the number of bond cases and suits arising out of commercial transactions during the past few years has been most remarkable. In 1856, the year before the mutiny, there were 56,019 suits of this description instituted in the Courts; in 1860 there were 73,778 suits; and during the past year the number rose to 240,769. In the non-regulation districts 13,906 cases were instituted against 14,698 the previous year. Of suits actually decided on trial 8,556 were given in favor of the Plaintiff, and 2,194 in favor of Defendant. In all the courts in Bengal proper, except Small Cause and Revenue, the value of the property litigated was about 15½ millions sterling. In the Calcutta Small Cause Court the work done was

	1859-60.	1860-61.	1861-62.
Number of cases instituted	32,287	31,777	33,224
Value of property under litigation	£93,500	£97,893	£111,941

The receipts amounted to £16,110, and the expenses to £10,911, leaving a clear surplus of £5,199 at the credit of Government. In the 15 Small Cause Courts established in the Mofussil during several months of the year 28,049 suits were instituted of which 25,416 were decided. The amount from Stamps and Fees was Rs. 2,16,185.

Criminal.—The number of persons tried for criminal offences during the year was 1,22,619, viz., 1,10,722 in the Regulation Provinces, and 11,897 in the Non-Regulation Provinces. Of these 81,533 persons were either punished by Magisterial Offi-

cers or committed to the Sessions, while 38,010 were acquitted, including those who were discharged without being put upon their trial. An analysis of the crimes for which the offenders in the Regulation Provinces were tried, shews that a very small proportion were of a heinous nature.

<i>Crimes.</i>	<i>Number of Persons tried.</i>
1. Murder, Wounding with intent to kill, and Culpable Homicide	1,859
2. Dacoity	2,313
3. Highway Robbery	240
4. Burglary, Theft, and Cattle-stealing	11,682
5. Child-stealing	23
6. Receiving stolen property	449
7. Affrays and Riots	1,354
8. Arson (including Incendiarism)	337
9. Forgery and Perjury	973
10. Counterfeiting Coin	35
11. Rape	193
12. Other Miscellaneous offences of a trivial character	91,264
	1,10,722

In the Regulation districts 47 were sentenced to death, 194 to transportation, 3 to imprisonment for life, 10 to between 16 and 21 years, 1,106 to between 3 and 16 years, 3,028 to between 6 months and 3 years, and 11,732 to less than 6 months. The number flogged was 1,371, dismissed from office 1,970 and released on security or simply fined 51,969.

Police.—The new system of Civil Constabulary, as a substitute for the mixed civil and military police, was introduced partially. The following force was sanctioned :—

1 Inspector-General	Rupees.
8 Deputy Inspectors-General of different grades	3,000
25 District Superintendents ditto	8,800
90 Assistant Superintendents ditto	14,900
521 Native Inspectors	25,000
741 Ditto Sub-Inspectors	51,240
741 Ditto Overseers	15,067
24,700 Privates	8,892
For Clothing, Arms, and other Contingencies	1,72,200
	32,000
	3,31,099
Or per year, Rs.	39,73,188

An Inspector General of Constabulary was appointed at once on a salary of Rupees 2,500, with three Deputy Inspectors General, whose Divisions correspond with the Commissionerships

or Civil Divisions of Patna, Bhaugulpore, and Assam. On the 1st January 1862 the strength of the Military Police Battalions consisted of fifty-five European Officers and 9,468 Natives of all ranks. The number of persons who passed through the hands of the Calcutta and Suburban Police was 5,185, and of these 4,186 were convicted. The value of property robbed and stolen was Rupees 58,000, out of which Rupees 19,000, or nearly one-third was recovered. With a view to facilitate the prosecution of cases an additional Magisterial Officer for the Suburbs was located at Sealdah. The Magisterial establishments were revisited and a saving of Rs. 36,525 effected.

Jails.—The number of prisoners in custody was 66,526, of whom 1,782 were females. Of the whole 49,667 were admitted during the year. The entire cost was Rs. 5,61,924-12-9 or an average of Rs. 33-7-10 each. The average has steadily risen from 1815-16 when it was Rs. 26-4-10 to 1858-59 when it was Rs. 43-9-4. Of the whole prisoners 14,888 were sentenced to labour. Of these 204 were engaged in the Alipore Jail press, 8,743 in ordinary manufactures, 348 hired by departments, 143 by the Public Works Department; 769 were employed on miscellaneous work, 104 on the roads, 142 as jail guards, and 1,732 as jail servants; 1,488 were excused labour on Sundays and holidays, 923 were sick and 292 inefficient from age. The net profits of the year were Rs. 2,05,458, or Rs. 13,327 more than last year. The Jails which contributed most towards this outturn were those of Hooghly, Alipore, and Jessore, in the two first of which the profits from manufacture more than covered the cost of all the prisoners in custody. At Jessore each handicraftsman earned more than he cost. The net cost of the prisoners was Rs. 1,07,850. The Return made to the State from the Jail Department, therefore, was about four-fifths of the expenditure incurred, which shews that even now, without Central Jails, the Prisons of the Lower Provinces are nearly self-supporting. The number of deaths during the year was 1,535 to 2,440 of the preceding year. Of 49,667 prisoners admitted in the year only 578 were fairly educated, only 3,508 males and 5 females could read and write, and 45,576 were altogether ignorant. The number of prisoners that escaped was 211. Of this number 110 were re-captured, the cost of their re-apprehension amounting to Rupees 1,304.

LEGISLATION.—On 17th January 1862 a Proclamation called into existence the Council of the Lieutenant Governor of Bengal for making Laws and Regulations. The first meeting took place on the 1st of February, and the Council continued to meet regularly every Saturday from that date up to the 3rd of

May, when it was adjourned *sine die*. The Councillors nominated by the Lieutenant Governor and approved of by the Governor General, consisted of four official European Gentlemen, four unofficial European Gentlemen, and four Native Gentlemen, two of whom were official; the provision of the Law, which required one-third of the Councillors to be non-official, being thus fully complied with. The following Acts were passed during the Session.

Act I. of 1862.—An Act to enforce the hoisting of Signals of the names of Vessels passing Signal Stations established on the River Hooghly and the branches thereof.—Received the assent of the Governor General on the 14th April 1862.

Act II. of 1862.—An Act to amend Act XLII. of 1860, for the establishment of Courts of Small Causes beyond the local limits of the jurisdiction of the Supreme Courts of Judicature established by Royal Charter.—Received the assent of the Governor General on the 14th April 1862.

Act III. of 1862.—An Act to amend Act XI. of 1859, to improve the Law relating to sales of land for arrears of Revenue in the Lower Provinces under the Bengal Presidency.—Received the assent of the Governor General on the 21st April 1862.

Act IV. of 1862.—An Act for the better enforcement of discipline in the Great Jail at Calcutta.—Received the assent of the Governor General on the 1st May 1862.

Act V. of 1862.—An Act to provide for the periodical survey of Steam Vessels in the Port of Calcutta.—Received the assent of the Governor General on the 1st May 1862.

Act VI. of 1862.—An Act to amend Act X. of 1859, to amend the Law relating to the recovery of Rent in the Presidency of Fort William in Bengal.—Received the assent of the Governor General on the 1st May 1862. The most important provisions of the Act are (1), those by which damages to the amount of 25 per cent. on the rent decreed may be awarded to the plaintiff in any case in which the defendant has, without reasonable cause, refused or neglected to pay the amount due; (2), those by which a plaintiff who improperly institutes a suit may be ordered to pay to the defendant by way of compensation a sum not exceeding 25 per cent. on the amount sued for; (3), those by which any Ryot whose tender of payment of rent has been refused may deposit the amount tendered in the Collector's Office; if it be all that he admits to be due, such deposit will have the effect of a payment to the landlord, who is bound to proceed within six months for the enforcement of any further claim for rent accrued due prior to the date of the deposit; (4), those by which the Law is amended as to the measurement of lands in

cases in which the lands cannot be identified and the Ryots absent themselves; (5), those which make fees to Agents and Mooktears chargeable as costs of suit.

Act VII. of 1862.—An Act to repeal Section XXX. of Regulation II., 1819, for modifying the provisions contained in the existing Regulations regarding the resumption of the revenue of lands held free of assessment under illegal or invalid tenurès, and for defining the right of Government to the revenue of lands not included within the limits of estates for which a settlement has been made.—Received the assent of the Governor General on the 1st May 1862.

Act VIII. of 1862.—An Act to improve the system of Zemindary Dawks in the Provinces subject to the Government of Bengal.—Received the assent of the Governor General on the 8th May 1862.

REVENUE.—*Land.*—The aggregate results of the year, as compared with those of four previous years, shew a steady increase in the current demand:—

YEARS.	Total, including arrear demand.	Collections.	Remissions.	Balances.
	Rs.	Rs.	Rs.	Rs.
1846-47 ...	3,91,66,076	3,52,08,488	4,98,185	34,59,403
1851-52 ...	3,99,98,282	3,56,64,099	3,23,172	40,11,011
1856-57 ...	3,98,21,562	3,63,70,224	1,57,587	32,93,751
1860-61 .	4,03,82,179	3,71,31,641	1,48,903	31,01,635
1861-62 ...	4,04,95,558	3,69,70,626	1,73,084	33,51,848

The institutions of Rent suits under Act X. of 1859 were 1,38,940 against 60,279 of the previous year. Of the whole number of institutions of the Lower Provinces, no less than 36,339 were in the Districts of Nuddea and Jessore, which, from circumstances originating in the Indigo disputes, are virtually undergoing the process of re-settlement under the operation of the Rent Law, nearly every tenant's right being subject to a judicial decision. Government Khas Mehals, to the number of 2,090 with a Sudder Jumna of Rs. 6,10,536, were sold for Rs.

56,66,519 or nine times the Jumma. Of waste lands under the old Darjeeling and Assam Rules forty-eight Grants embracing an area of 1,24,850 beegahs were settled under the old Rules on a present Jumma of Rupees 555-11-10, and an eventual maximum Jumma of Rupees 37,789-5, and 6,912 acres were sold outright and commuted to freehold, the price realized amounting to Rupees 62,425-14-0. Numerous applications were received during the year for the grant of Waste Lands in Assam and Darjeeling under the new Resolution of the Government of India of 17th October 1861; but the Rules for assigning the lands had not received the sanction of that Government up to the close of the year. The results of the resumption and settlement of Fisheries were that 146 Blocks were settled during the year for Rupees 9,284-12. Of 437 suits instituted under Regulation II. of 1819, 144 were decided in favor of Government.

Customs.—The net Revenue realized from this source during the year amounted to Rupees 2,73,23,220 or £2,732,322, out of which the net collections of the Port of Calcutta alone were Rupees 2,69,72,377, or £2,697,237. The aggregate gross receipts were Rupees 2,78,84,998, of which the receipts on account of Salt were Rupees 1,45,98,049. The Customs duty on Cotton Piece Goods was reduced on the 23rd of April, by Act XI. of 1862, to 5 per cent., and on Twist to 3½ per cent. The duty on Tobacco was also reduced to 20 per cent. *ad valorem*, and on Malt Liquors to 2 annas per Imperial Gallon. The following Table exhibits the Import of those articles for the year under review, the preceding year, and 1851-52 :—

YEARS.	Cotton Piece Goods, valued at	Twist, valued at	Tobacco. Maunds.	Malt Liquors. Imperial Gallons.
	Rs.	Rs.		
1851-52 ...	3,21,11,967	90,79,043	3,814	6,58,412
1860-61 ...	5,54,27,380	1,03,29,414	4,033	5,71,392
1861-62 ...	5,19,43,037	80,24,137	2,184	9,16,645

A specific duty of 2 Rupees per maund, imposed on exported Saltpetre from the year 1860, has been a fruitful source of revenue.

			Quantity.	Value.	Net duty.
			Tons.	Rs.	Rs.
1859-60	25,271	43,30,820	2,92,265
1860-61	21,941	59,73,708	11,94,104
1861-62	28,656	77,99,957	15,58,376

The entire executive administration of Customs was vested in the Collector.

Salt.—There was a decrease in the clearance of Salt to the extent of 24,12,193 maunds, as compared with the results of the preceding year. The total quantity cleared during the year was 62,48,803 maunds, and the net revenue Rs. 1,56,59,969. The trade underwent a marked change as to its source of supply, Liverpool salt displacing the local manufacture.

			<i>Government Salt.</i>	<i>Foreign Salt.</i>
			Maunds.	Maunds
1840-41	40,72,534	5,73,998
1850-51	28,25,101	26,01,034
1860-61	45,58,540	30,59,759
1861-62	7,63,697	45,92,795

This change has been viewed with great satisfaction by Government. No less than 19,88,875 maunds were imported from Asiatic Ports.—Kurrachee, Muscat, Jeddah, Madras, &c. This state of things has relieved Government of the responsibility of providing a considerable portion of the Salt hitherto manufactured at its Agencies.

Opium.—The net revenue was Rs. 2,46,84,216. The net revenue from Abkary opium was Rs. 13,41,200. The increase of

the price from 4 to 5 Rs. a seer paid to the cultivator, and the making of advances for wells, greatly extended the cultivation.

Land engaged in Behar and Benares Agencies.

	Behar.	Benares.	Oude.
	Beegahs.	Beegahs.	Beegahs.
1860-61	3,46,675	1,40,758	13,398
1861-62	4,20,871	1,90,152	28,410
	74,196	49,394	15,012

Excise.—The net revenue was Rs. 46,82,628 of which Rs. 34,07,234 were from spirits and drugs other than opium. This shews an increase of Rs. 6,39,364, of which Rupees 2,91,652 was from Opium, and Rupees 3,47,712 from other drugs and Spirits. The annual net Excise Revenue was in 1851-52 only Rupees 22,70,959; it has therefore more than doubled in the last decade.

Stamps.—The gross receipts were Rs. 1,06,00,483, shewing an increase of Rs. 29,46,579 from the following sources :—

	Rs.	A.	P.
Bengal	55,27,531	8	6
N. W. Provinces	25,63,166	0	0
Punjab	9,58,113	7	0
Central Provinces	1,16,572	4	0
Oude	2,75,704	2	0
British Burmah	1,47,302	8	0
Berar (Booldanah)	24,328	2	6
Town of Calcutta	9,87,765	0	0
Total	1,06,00,483	0	0

Income-tax.—The working of the Income Tax for the first

year of its imposition will be apparent from the following Statement in round numbers :—

The first Income Tax year yielded,	...	Rs. 48,00,000
Of which up to the close of this (financial) year there had been assessed	...	„ 47 50,000
Of this sum the Collecting Establishment have realized	...	„ 44,25,000
At a cost of	...	„ 6,40,000
Giving a net yield so far of	..	„ 37,85,000
And leaving a demand, say net	...	„ 3,25,000
Which makes net yield of the first year's Tax	„	41,10,000

The private Incomes assessed in the first year of the Tax were very nearly as follows :—

	<i>Private Income Co.'s Rs.</i>	<i>Yielding Tax of Co.'s Rs.</i>
4 Per Cent.	9,50,00,000	38,00,000
2 „	5,00,00,000	10 00,000
Total	14,50,00,000	48,00,000

The amount of official incomes assessed, and the assessment thereon during the same period, appear on an average calculation to have been Rupees 1,04,90,020 and Rupees 3,94,233 respectively. The Income Tax came into operation from August 1860, and the second year of the Tax, therefore, extends to the 31st July 1862. The estimated revenue for this year is Rupees 44,98,897. In Calcutta and its Suburbs the total assessments, from the commencement of the working of the Tax to the closing of the financial year under review, amounted to Rupees 19,45,155, and the total collections to Rupees 15,86,299.

FINANCE.—The following statement embraces the actual results of the first nine months, and the estimated results of the remaining three months. The total receipts amounted to Rupees 14,13,23,500 or £14,132,350, while the total disbursements were Rupees 4,90,34,100, leaving a surplus of Rupees 9,22,89,400 or £9,228,940. The surplus Revenue in 1859-60 was Rupees 8,84,83,100, and in 1860-61 Rupees 9,66,74,800, so that, while the results of the year under review are more favorable than those of 1859-60 by Rupees 38,06,300, they exhibit a falling off in comparison with the results of 1860-61 to the extent of Rupees 43,85,400.

Heads of Service.	1859-60.	1860-61.	1861-62.
REVENUE.			
	Rupees.	Rupees.	Rupees.
Land Revenue	3,75,89,700	3,56,26,900	4,13,07,000
Sayer and Miscellaneous	3,47,400	4,50,300	3,80,000
Excise	40,42,800	44,40,600	56,78,900
Assessed Taxes		18,77,800	63,75,700
Customs { Imports	1,18,43,200	1,06,08,800	94,72,100
{ Exports	21,70,900	31,53,200	38,42,000
{ Salt imported	88,27,900	91,39,500	1,50,20,500
Salt	1,30,53,400	1,97,77,900	58,57,200
Opium	4,31,14,800	4,19,98,500	3,91,70,900
Stamps	30,57,700	47,53,300	66,84,300
Post Office			
Electric Telegraph			
Law and Justice	8,69,000	10,81,500	13,84,900
Police	1,06,800	1,12,700	2,61,500
Mint			
Marine	6,14,200	17,61,100	10,12,800
Public Works	13,93,300	16,53,700	18,28,900
Tributes			
Miscellaneous	7,75,600	7,97,700	8,54,500
Public Debt, Local Funds	18,48,500	21,90,100	22,12,400
Total Revenue	12,76,54,700	14,26,98,900	14,13,23,500
EXPENDITURE.			
Allowances, Refunds, and Drawback	3,83,600	7,72,300	13,49,100
Land Revenue			
Excise	32,50,600	32,17,200	32,82,300
Survey			
Assessed Taxes		2,37,600	5,96,700
Customs	5,28,900	5,86,400	6,11,900
Salt	33,86,300	43,20,400	48,40,000
Opium	65,84,200	88,12,200	1,37,95,600
Stamps	1,68,500	2,83,500	2,43,100
Post Office			
Electric Telegraph			
Superannuation Pensions	1,04,600	1,28,000	1,10,400
Miscellaneous		3,15,200	17,100
Contingencies, Special and Temporary			39,000
Allowances and Assignments under Treaties and Engagements	16,40,000	18,78,000	17,19,700
Allowances to District and Village Officers			
Miscellaneous		23,200	43,800
Army			
Navy			
Works of Internal Improvement, &c.	7,15,700	10,78,700	9,39,600
Public Works	46,14,900	52,13,600	53,38,000
Salaries and Expenses of Public Departments	12,75,600	14,25,800	14,45,000
Law and Justice	51,73,800	54,19,600	53,23,600
Police	38,20,700	36,94,400	39,74,000
Education	10,74,400	11,35,800	11,21,000
Political Agencies, &c.			
Superannuation and retired allowances	4,76,900	15,69,700	4,88,000
Marine	45,27,600	44,13,500	8,80,400
Miscellaneous	1,00,900	72,800	1,29,100
Civil Contingencies	2,01,700	11,500	3,65,900
Public Debt, Local Funds	11,44,700	14,14,800	25,87,900
Total Expenditure	8,91,71,600	4,60,23,800	4,90,84,100
Surplus	8,84,83,100	9,66,74,800	9,22,39,400

EDUCATION.—While the Revenue amounted to £14,132,350, something less than £80,000 was devoted to Education, or 0·566 per cent. of the Revenue. This sum distributed over a population of forty millions gives a charge on the State of less than a half-penny per head, instead of nearly 9*d.* per head as in England. At the close of the year the number of Schools under Government inspection was 879, and the number of Scholars 52,895, as under :—

Schools and Colleges under inspection.	No. of Schools.		No of Pupils.	
GOVERNMENT INSTITUTIONS.				
Colleges, General and Professional ..	9		1,425	
English Schools	45		7,417	
Anglo-Vernacular School	7		321	
Vernacular Schools	183	244	10,233	19,396
AIDED AND OTHER SCHOOLS UNDER PRIVATE MANAGEMENT.				
English Schools, (including School of Industrial Art)	35		5,256	
Anglo-Vernacular Schools	108		6,890	
Vernacular Schools	275		12,138	
Girls' Schools	15	433	530	24,814
Indigenous Vernacular Schools under improvement in Central and South-Eastern Divisions	202	202	8,685	8,685
		879		52,895

These figures give approximately one School to a population of 45,506, and one Scholar to a population of 756. The net charges of the Department for the year were estimated at Rupees 7,79,748, the cost to the State for each Scholar amounting to Rs. 14-11-10. For the Entrance Examination of the Calcutta University there were 971 candidates of whom 436 passed. Of these 26 were schoolmasters, 12 private students, 75 from independent and 51 from aided institutions, and 272 from Government Institution. For the First Examination in Arts there were 154 candidates of whom 13 passed in the 1st and 16 in the 2nd division. The number of candidates for the B. A.

examination was 34, of whom 24 passed. The number of candidates for the Degree of B. L. was 13, all of whom were successful; and the number of candidates for the Degree of L. L. 16, of whom 10 were successful. The Degree of Doctor of Medicine was conferred this year for the first time. It was obtained by Baboo Chunder Coomar Dey, a former pupil of the Calcutta Medical College. For the first preliminary examination in Medicine and Surgery 33 candidates presented themselves, 16 of whom were successful; and at the final or Degree examination seven candidates were successful out of 17. For the Degree of L. C. E. there were 18 candidates, of whom 14 passed. The number of Schools receiving Grants-in-aid from Government was 319, the aggregate amount of the grants being Rupees 8,641 per mensem, or in round figures £10,369 per annum.

PUBLIC WORKS.—A sustained attempt was made to introduce the contract system, and it promised to be a success. The collections on the Circular Canals and on Tolly's Nullah, exclusive of fisheries, fines, forfeitures, &c., amount to Rupees 3,92,123, shewing an aggregate increase of Rupees 26,762 over the collections of 1860-61, and a progressive increase since 1854-55. The number of boats that entered these Canals was 234,824, compared with 220,067 boats in 1860-61. The gross collections on the three Nuddea rivers during the year amounted to Rupees 2,93,226. The expenditure on Public Works amounted to

Imperial Works	Rs. 31,48,895
Local Works	„ 3,42,173
Establishments	„ 12,47,787
Total Expenditure			„ 47,38,855

Unclassified expenditure by public works officers	...	6 lakhs.
Expenditure by civil officers	...	3 „

Total ... 9 lakhs.

The establishments amounted to 21.61 per cent. of the whole expenditure. About 12 lakhs of Rupees more were expended from local funds by civil officers of which 4 lakhs were applied to the construction of Railway Feeders, and 8 lakhs to the maintenance of local roads, making the total expenditure on public works of all classes about 68½ lakhs of Rupees during the year. This total expenditure bears the following proportion to the population, revenue, and extent of territory in Bengal:—

Rupees 170 per 1,000 of Population.
„ 48 „ 1,000 of Revenue.
„ 2,700 „ 1,000 square miles of territory.

The outlay on public works was thus expended :—

Military works	Rs.	5,70,534
Civil works of State	„	7,76,449
Public improvements (chiefly communications)	„	21,44,085

or in the proportion nearly of 16, 22, and 66 per cent.

The Amalgamated District Roads Fund amounted to Rs. 12,12,395, which was devoted to Railway feeders and roads.

Calcutta Municipality.—The main sewer of the Drainage works was completed from the Hooghly to the temporary pumping station at Entally. To April 1862 the cost of the works was Rs. 4,29,620, and the entire cost is estimated at Rs. 82,85,983. The supply of water is so important that Government allotted three lakhs of rupees from each of the two instalments received from the proceeds of the one per cent. income tax, and the sum of six lakhs of rupees was accordingly invested for the town of Calcutta, to which the Municipal Commissioners are able to add about two lakhs of rupees derived from the sum set apart for water.

RAILWAYS.—*East Indian.*—The total amount earned by the East Indian Railway during the year 1861 amounted

to	Rs.	38,78,667
	The total expenses	...	„	19,54,648
	Making the profits	...	Rs.	19,24,019

The number of passengers carried was—

First Class	18,801
Second Class	71,589
Third Class	17,04,498
Total	17,94,888

The ordinary Merchandize carried amounted

to	Mds.	39,33,812
	Gross Receipts	...	Rs.	10,49,109

The Minerals carried amounted

to	Mds.	57,80,192
	Gross Receipts	...	Rs.	9,97,721

The number of persons killed during the year from accidental causes attending the working of the Railway was twenty-one, of whom three were passengers and eighteen were persons connected with the Line. The number of persons injured was fifty-six, of whom fifty-two were employés and the others passengers. In the course of six years the Railway has engaged 261 Firemen in this country, of whom sixty-five have become Engine Drivers, and seventy-four others are in course of training for the same duty on the Running-Shed.

Eastern Bengal.—The works on this Line of Railway progressed well, but neither was the Line completed for opening by the end of the year, nor were the preparations of rolling stock sufficient to admit of the Railway being opened for Traffic by the 1st May 1862, as anticipated.

South-Eastern.—The first Section of this Railway extending from Calcutta to Chappahatty, a distance of 15 miles, was opened for public Traffic on the 2nd of January 1862.

MARINE.—There were 59 Pilots on the Free List and 17 Licensed Pilots. Orders were issued in which the receipt of a gratuity by a Pilot was prohibited on pain of dismissal, and at the same time 25 per cent. was added to the existing Pilotage dues, and the Pilots on the Free List, who had exchanged their salaries for earnings, were allowed 60 per cent. upon the aggregate amount of Pilotage levied, while Licensed Pilots were allowed 50 per cent. of the Pilotage earned. Thirty-six salaried Officers joined the Free List since the promulgation of these orders. The number of Vessels which arrived at and left the Port during the year was 1,793, with a tonnage of 13,37,632 tons, being an increase of 1,42,267 tons over the previous year. The number of Vessels which grounded was 14, and the number of collisions also 14. Twelve Pilots were tried during the year for various offences, four of the trials being for drunkenness on duty. Of these three were found guilty and dismissed. There were 4 Pilot brigs in commission and 5 light vessels. The Light Houses at False Point, Saugor, and Cowcolly were well maintained. The six Houses of Refuge on the sea-face of the Soonderbuns were visited during the year, repaired, and the provisions and water replenished. The Moorings in the Port are 182 in number, fixed and swinging, and extend from Mint Ghât to the end of Garden Reach. They were all carefully overhauled and found in good order. The number of seamen of all nations shipped through the Office during the year was 14,063, and the number of men discharged 15,121. The number of Ships that resorted to the Office was 612. The actual income of the Office was Rupees 24,065-8, and the expenditure Rupees 20,665-15-3, leaving a balance in favor of the Office of Rupees 3,399-8-9. The buoyage of the Mutlah was nearly completed, and the rates of Pilotage fixed at half those of the Hooghly.

MISCELLANEOUS.—*Emigration.*—Sixty ships sailed from Calcutta carrying 22,600 persons to eight different Colonies. The number of Emigrants in the preceding year was only 14,533. The following Table exhibits the departure and return of Emigrants for the last five years.

Years.		Departures.	Returns.
1857-58	13,539	4,429
1858-59	26,672	5,626
1859-60	23,312	3,226
1860-61	14,533	1,778
1861-62	22,600	1,710

The rate of mortality in the case of the Emigrants sent to Mauritius during the year was only 1·6 per cent. ; in the case of the West India Emigrants, so far as information had been received, 3·88 per cent. ; and in the case of the Emigrants embarked for Re-union 5·13 per cent. ; the result in every case shewing a decreased mortality as compared with the previous year. The great mortality attending the system under which the Tea Plantations of Assam and Cachar are supplied with laborers from Bengal attracted the serious attention of Government. A Committee reported on the matter and legislative action was to be taken.

Medical.—The number of In-Patients in the Calcutta Medical College Hospital during the year was 4,423, of whom 1,959 were Christians, and 2,464 Natives. The rate of mortality amongst the former was 10·05 per cent., amongst the latter 26·01 per cent., both rates being slightly in excess of those in 1860, which were 9·70 and 22·83 per cent., respectively. In the Surgical Department there were 130 operations, and the percentage of deaths was only 11·53 to 17·93 of the previous year. The minor operations in the Out-Dispensary were 928 in number. In the Midwifery Department there were no less than 131 confinements,—much the largest number in any one year since the establishment of the Institution. The number of Patients treated in the Male Out-Dispensaries was 18,424 to 12,705 in 1860 ; and in the Out-Dispensary attached to the Female Ward were treated 3,507 women and 3,097 children. The aggregate of In-door and out-Patients treated in the Hospital was 29,451. The total number of new Patients admitted in the Ophthalmic Hospital during the year was 3,611, of whom 3,112 were Out-door and 499 In-door Patients. The number of old Out-door Patients on the books was 25,292, and of these 3,046 were Christians, 17,045 Hindus, 5,008 Mahomedans, and 193 of other denominations. The total number of Out-door Patients, old and new, was 28,404. In the native lunatic asylums of 929 patients

under treatment, 277 were cured and discharged and 117 died. A very dangerous Epidemic broke out during the year in some of the villages of the District of Hooghly, and throughout the Sub-Division of Baraset. The disease was a fever chiefly of the intermittent type, complicated by affections of the Spleen or Liver, or Diarrhœa or Dysentery. It was generally attributed to the unusually large quantity of rain which had fallen during the previous season acting on the very luxuriant growth of vegetable matter on all sides. Every possible step was taken to administer relief.

Calcutta Municipal Affairs.—The Income was

			Rs.	As.	P.
House Rate collections	5,73,642	14	0	
Carriage and Horse Tax	67,385	9	0	
Cart Tax	12,872	4	0	
		6,53,900	11	0	
Other sources	22,125	6	11	
		6,76,026	1	11	

Other receipts made up a total of Rs. 8,00,905-10-5. Out of this amount Rupees 1,80,000 were set apart for the new Drainage Account, and Rupees 30,000 for the Water Supply Account. The rest, with the exception of a small balance of Rupees 3,311-0-2, was expended on account of the conservancy improvement of the Town. The amount of Lighting Rate collected was Rupees 1,29,681-5-4 ; the total sum expended during the year for lighting the Town amounted to Rupees 1,11,272-1-1. The number of lamps lighted with Gas was 941, leaving only 59 to complete the 1,000 sanctioned by Government.

Revenue Survey.—The work done in the Professional Branch of the Survey embraced an area of 10,262 square miles, of which 4,662 was Mouzahwar, and the rest (5,600 square miles) Topographical. The estimated expenditure for the entire work is Rupees 2,57,885, which gives an average of Rupees 25·2 per square mile. The non-professional branch demarcated 7,201 villages over an area of 3,508 square miles and cost Rs. 1,87,036.

Stationery was to be supplied by tenders. The amount bought in the year plus the stock was Rs. 6,13,508, or less by Rupees 1,73,489 than the purchases, importations, and the stock of the preceding year. The value of Stationery issued was Rupees 4,23,704, which also exhibits a reduction to the extent of Rupees

81,661 ; and the value of Mofussil purchases was Rupees 1,91,705.

The Indigo Districts.—In spite of precautions to prevent disturbances at sowing time there were a few specific acts of violence. In most of them the offenders were arrested and punished. There were also illegal assemblies in several places, but the prompt appearance of the Police put down these demonstrations in almost every case. The great difficulty was one alleged to be experienced by the Planter-Zemindars in the realization of their rents. Government directed the officers to give all assistance in the way of exportation and explanation, offered to assist Indigo Planters holding Talookdaree tenures with loans of money to save the tenures from sale for arrears of rent. Government endeavoured to persuade Planter-Zemindars to receive, and their Ryots to pay, on account, where the only dispute between them was about the rate or amount of rent due ; and ordered a postponement of the demand for Revenue from any Planter-Zemindar who might satisfactorily establish that his efforts to collect the rents due to him had been unsuccessful. The Government of India remarked on the Reports of the two Special Commissioners who were deputed last year to the Indigo districts, that the principal object which it had in view in suggesting the appointment of a Special Commission had not been fully apprehended either by the local Government or the Special Commissioners, and that the success of the measure had accordingly been but partial. The object which the Government of India had primarily had in view was explained to be the permanent and final adjustment of differences between the Planter and the Ryot, to effect which another Special Commission was directed to be appointed. But this order was subsequently modified on its being explained that, though Indigo was the origin of the differences, and was still, more or less directly, the main cause of misunderstanding, yet the form which they had now assumed was that of a general and vast enhancement of rents and eviction of Ryots in masses ; that the work to be accomplished was something approaching to the re-settlement of the Districts where the excitement prevailed ; and that the only plan which was likely to succeed under such circumstances consisted rather in the appointment of an Officer to exercise the united powers of a Collector, Judge, and Commissioner in respect of all suits under Act X. of 1859, who could authoritatively settle the conflicting rights and interests of the parties at variance. The course suggested was approved by the Government of India, and was carried out by the appointment of two additional Officers,

Messrs. E. Jackson and C. H. Campbell, to exercise the powers indicated in the Districts of Nuddea and Jessore respectively. Defects in the practical working of Act X. of 1859 were remedied by the provisions of Act VI. of 1862. Instructions were issued to explain to the Ryots that the Government was not opposed to the cultivation of Indigo, nor desired to use its authority to force it.

Tea Cultivation.—Returns from Assam shew that there were at the end of 1861 one hundred and sixty Plantations, held by sixty-two Companies and individuals. Four of the former are public bodies, *viz.*, the Assam Company, who have twenty-four Plantations in Seeksagur, Luckimpore, and Durrung; the Jorehauth Company, who have two Plantations in Nowgong; the East India Company, who have seven Plantations in Seeksagur; and the Lower Assam Company who have one Plantation in Kamroop. Of the private Companies, fifteen hold nineteen Plantations in Luckimpore, three hold five Plantations in Seeksagur, one holds four Plantations in Kamroop, and one holds one Plantation in Nowgong. The remaining Plantations are all in the hands of private persons, seventeen of whom are natives. Most of the Native Planters are in the Seeksagur and Luckimpore Districts, but there is a small Joint Stock Company of natives who have planted a few beegahs in Gowalparah, and one or two individuals are trying the cultivation in a small way in Kamroop also. The following Statement exhibits the progress made :—

DISTRICT.	Extent of Grant.	Extent of Cultivation up to 1860.	Extent of Cultivation up to 1861.	Out-turn of Crops for 1860.	Out-turn of Crops for 1861.	Increase.	Decrease.	Number of laborers employed in Plantation.
				lbs.	lbs.			
Kamroop	12,953 acres	438	622	18,953½	27,747	9,233	400	813
Durrung	3,939 "	445	1,077½	52,000	81,600	29,600	825
Nowgong	7,025 "	155	797	70,400	96,110	25,710	1,035
Seesagur	27,158½ "	7,561	10,17,199	11,59,860	1,16,430	1,71,117	7,302
Luckimpore	20,143 "	2,754	3,165	3,32,320	4,23,420	95,100	400	3,318
Total	71,218½ acres	3,792	13,222½	14,90,872½	17,88,737	2,76,073	1,71,917	13,293

The total area shewn to be under cultivation is 13,222½ acres ; but, as many proprietors had not made any Returns of their present cultivation, it is believed by the Commissioner of the Province that the entire cultivated area amounts probably to not less than 16,000 acres. In Cachar there are thirty-one Tea Plantations, of which six had furnished no Returns to the Superintendent. The out-turn of the others for 1861 was estimated at 336,800 lbs. of Tea. The following Statement exhibits the working of the Factories which had sent in Returns to the Superintendent. The area under cultivation is shewn to be 6,077 acres, and the number of coolies employed 5,871, of whom 3,609 were imported and 2,262 local.

Number of Plantations.	Number of Factories.	Area under Cultivation.	Out-turn of the year.	Number of laborers employed.
25	37	6,077	lbs. 3,36,800	5,871

Up to the date of the Superintendent's Report no less than 205 applications under the new rules for grants of land varying from 500 to 15,000 acres, had been recorded. At the time of drawing up the last year's Report there were only fifty-two Europeans settled in Cachar. This year there are 110, most of whom are Tea Planters. The amount expended every month by the Planters in the District is calculated at 50,000 Rupees, and the value of the Tea manufactured at 10 lakhs of Rupees. The advantages which the District is deriving from the introduction of what must soon be one of the chief staples of India, are incalculable. It must be remembered that this is only the fifth year since Tea Planting was introduced into Cachar. The only drawback to success is the want of labor ; the only remedy for which is the importation of coolies from Bengal.

In *Darjeeling* there were the following tea and coffee estates.

Number of Plantations.	Amount of land cleared.	Amount of land actually planted.	Quantity of Manufacture in 1861.		Probable yield in 1862.		Number of laborers employed.
			Tea.	Coffee.	Tea.	Coffee.	
	Acres.	Acres.	lbs.	lbs.	lbs.	lbs.	
30	8,767½	5,152½	27,983	8,200	78,244	2,460	4,819

Of the number of coolies employed about 4,000 are Nepalese, 298 Lepchas and Bhootahs, and the rest, people of the plains. Every acre of culturable land in the District had been applied for under the Resolution of 17th October 1861.

Calcutta Botanic Gardens.—A scientific re-arrangement of living plants was determined to be made, and trees and plants were labelled. The distribution of plants and seeds was confined to a system of exchange with Scientific Establishments and contributors. The number of Wardian cases given away was 26, each containing an average of 25 plants; and the number of packets of seeds exchanged was 60, each containing from 50 to 100 species. The gratuitous distribution of plants to private persons was confined to 549 specimens, the contributions received during the year consisted of 24 cases of plants, and 30 packets of seeds. An annual grant of 600 Rupees was made for the support of the valuable Herbarium attached to the Botanic Gardens, and the work of arranging the Herbarium was pushed on with vigor. An annual grant of 600 Rupees was sanctioned for the support and preservation of the extensive Library of Botanical Works attached to the Botanic Gardens, and a grant of 200 Rupees a year was set aside to cover the charges of printing a catalogue of the trees and plants in the Gardens, a guide-book said to be very much wanted by the public, and other similar publications.

Chinchona Cultivation.—Dr. T. Anderson, Superintendent of the Gardens, was deputed by the Government of India to inspect the Chinchona plantations in Java. He received every assistance and attention from the authorities of Java, and brought back with him a large number of healthy plants. A few were re-

tained for the experiments in Bengal, the rest were taken by Dr. Anderson to the Nursery at Ootacamund, where he made over to Mr. McIvor 50 plants of *Chinchona Calisaya*, Wedd; 284 plants of *Chinchona Pahudiana*, Howd; and four plants of *Chinchona Lancifolia*, the only four of this class ever introduced into India. Dr. Anderson selected a site at Darjeeling for the plantation. Owing to many accidents in transit only 211 plants reached it, but the stock soon increased to 1,611 plants. The site is on the east of a spur of Sinchial—the mountain on which the European Barracks are erected—in the midst of dense forest. As it was impossible to complete the necessary buildings in such an inaccessible situation before the rainy season came on, it was determined, as a temporary measure, to turn one of the empty Subalterns' quarters into a propagating house. The sanction of the Government of India was obtained to an expenditure of Rupees 14,753-3-2 for the year 1862-63 on account of the experiment.

POLITICAL.—The Cossyah Rebellion.—Serious disturbances commenced at Thannah Jowai in the Hill country, by the Cossyahs of Jowai, Jalong, Latober, and Shampong, in number about 200, surrounding the Guard at Jowai on the morning of the 17th January. The rioters were forced to retire at the time, but afterwards mustered 600 strong, about forty of them being armed with muskets, and on the night of the 23rd they set fire to the Thannah, the Mission School premises, and the houses of some of the Christian villagers and of others. The passes from Jynteah, Amwee, and elsewhere were also simultaneously closed. Colonel Richardson, Commanding at Cherra, hastened at once with all his available men to relieve Jowai, where he arrived on the 25th January, and found the Stockade, with its Garrison of sixty men, in good order, but straitened for food and worn out with watching. In conjunction with Major Rowlatt, Deputy Commissioner of the Jynteah Hills, who also arrived early at the spot, he commenced an attack on the stockaded villages of the insurgents, four of which were speedily taken and destroyed, though, as far as could be ascertained, with little loss of men to the enemy. The first intimation of these disturbances was received by Government on the 24th January, and on the same date the Commissioner of Dacca was directed to send a Detachment of the Eurasian Regiment from that station by steam to Sylhet. The Government of India shortly after ordered the despatch thither of two Native Regiments, the 28th and 33rd, from the Presidency. By the 17th March these Regiments had all reached Sylhet. But the first outburst of the rebellion had received a check before they arrived, and on the 28th February

Colonel Richardson reported that he had pressed the Rebels to the edge of the Hill country, had disposed Guards around them, and only waited for the arrival of more Troops completely to surround them. But the Force under Colonel Richardson's command was not strong enough to keep the Rebels inactive, and that Officer appears to have considered the rebellion less general than it really was ; for not only did the Cossyahs continue to stockade their villages about Jowai, but they made some offensive movements in the directions of North Cachar, Nowgong, and Gowhatty. These, however, were promptly met by the Officers in charge of those Districts. The rebellion proving more obstinate than had been anticipated a Proclamation was now issued (26th March 1862), forbidding the carrying of Arms without license in the Cossyah and Jynteah Territory ; and this was followed up by a Proclamation, dated 2nd April, declaring the country to be in a state of rebellion, and issuing a Commission, under Act XI. of 1857, for the trial of the offences referred to in that Act. At the same time, with the permission of the Supreme Government, Brigadier-General Showers, who was already at Sylhet on a tour of inspection in his Military capacity, was appointed Commissioner of the Cossyah and Jynteah Hills, with full Civil and Military control throughout that tract. On receiving this appointment Brigadier-General Showers issued a Proclamation to the people calling upon all loyal subjects to assist him in restoring the peace of the District, and on all those who had rebelled to apply for pardon and return to their allegiance. By the end of March General Showers considered the Military operations at an end. The revolt was attributed by Bengalee Merchants, who were in the habit of trading in these Hills, to the Income Tax ; and by others to undefined anticipations of further taxation. On the other hand there were no visible signs of discontent when the tax was collected, as it was throughout the Jynteah Hills. Some of those questioned by Major Rowlatt again made no mention of taxation as a cause, but spoke of the establishment of a Christian Mission ; of a prohibition to burn dead bodies in a certain place, which had been issued on sanitary grounds, but was interpreted to affect religion ; and of the interference of the Jowai Darogah with a festival at Jalong, General Showers also adds the taking away of the shields of the Singtengs or Chiefs. Major Rowlatt thinks all these causes may have had more or less action in inciting to rebellion a people naturally turbulent.

The Kookies.—Shortly after the outbreak of the Cossyahs, a tribe of Kookies was reported to have committed three murderous raids on the south side of the Sylhet valley, killing several

persons, and carrying away others as prisoners. One of these outrages, at Thanna Rajnugger, occurred within British Territory; the other two, at Nowcolly and Lushkurpore, were committed within the jurisdiction of Independent Tipperah. The outrage within our Territory was committed on the 22nd January, several persons were killed in the burning of the village, and several others kidnapped. The number of houses burnt was twenty-eight.

Nowgong Riot.—On 18th October a lamentable disturbance occurred at Phoolgoorie, in Nowgong, in which Lieutenant Singer, the Assistant Commissioner of the District, lost his life. Large bodies of ryots had been from some days holding meetings at Phoolgoorie, 10 miles from the sudder station. Lieutenant Singer was sent out to the spot with the Police. In reply to his request to know the cause of the rioting, Jati Kolita, the spokesman, said that they were heavily taxed and had met to consult. Lieutenant Singer suggested that if that were the case they had better put away the sticks which a large number of them carried. This the mob refused to do. Lieutenant Singer then ordered the Police to take away their sticks. When it was attempted to carry out this order, the assembled men who had been sitting arose, and one of the mob struck a Policeman. Lieutenant Singer then seized the stick of the striker, and at this instant Baboo Doom felled the unfortunate young Officer to the ground by a blow on the head. Upon this the whole crowd set upon Lieutenant Singer and the Police. Shortly after the mob seem to have retired to some distance, leaving Lieutenant Singer for dead. Life, however, was not quite extinct. But when some persons went up with water to try and revive him a portion of the mob drove them away, and—as has since transpired on the trial—again beat the wounded Officer till he died. Lieutenant Singer was on foot, and the whole of the Police Force with him consisted of two Darogahs, a Mohurir, a Jemadar, thirteen Burkundauses, and four Police sepoy. The sepoy who were sent to look for the body had to fire into the crowd. Troops were sent but on the 23rd all was quiet, and the guilty parties were arrested. The Commissioner, on grounds that admit of no doubt, came to the conclusion that the origin of the outbreak lay in the apprehensions which had been excited in respect to the impost to be levied on Pan, and to the duty on Arts and Trades. The Bill for the first of these had not yet passed, and the latter had not yet been introduced, but to the credulous minds of the ignorant peasantry the rumours of increased taxation were all the more terrible from their vagueness. The recent imposition of the Income Tax

had, in Major Hopkinson's opinion, prepared the Assamese to believe any absurd rumour regarding taxation which ill-disposed or ill-informed people might circulate. Nine persons were tried for the murder of Lieutenant Singer, and convicted by the High Court, six being sentenced to transportation for life, two to banishment for fourteen years, and one to imprisonment with labor and irons for seven years.

In the *Sonthal Districts* there was some excitement in the Mya Doomka Division caused principally by the proceedings of Mr. C. Barnes, a farmer of an Estate under the Court of Wards, who had had the lands measured, and had enhanced the Ryots' rents—chiefly in one Pergunnah—to an extent beyond what they were able to pay. Mr. Barnes finally agreed to accept an increase of 25 per cent. and all was quiet.

In *Sumbulpore* Major Impey, by a policy of conciliation, induced the surrender of the rebel chiefs who had been out since 1857. He offered free pardon and restitution of confiscated property to all rebels with the exception of Soorunder Sahee, Oodunt Sahee, and Mitter Bhan, son of Soorunder Sahee. By a notification of 30th April 1862 Sumbulpore and its dependencies were made over to the Central Provinces.

Boad.—In the beginning of 1862 a disturbance broke out in Killah Boad, in the Tributary Mehals of Cuttack. It apparently originated indirectly in some dispute between the Rajahs of Sonapore and Boad respecting the right to a tract of country called the Bara Bhaya Des, which is divided into twelve Des or Moothas, and is principally inhabited by Kundhs. The country was formerly under the nominal sway of Boad, but it was alleged by the people that it was twice made over to Sonapore by the Boad Rajah. The Kundh rebels attacked the Boad Rajah who had exasperated them, they agreed to accept our terms with a view to settle their grievances, and then retracted when expeditions were sent against them. By the last reports the rebels were anxious to make their peace with Government, and Narain Mulhek, their ostensible leader, as well as the principal Sirdars, had surrendered.

Booteah Aggressions.—All our representations to the Bhootan Government regarding aggression on the frontier had been ineffectual, and we resolved to attach the rents of the Bhootan Mehal, Ambarree Fallacotta, which was done in February 1860. Payment of the rents of Ambarree Fallacotta was frequently demanded. Further depredations were reported. The Soobahs and Katmahs were suspected of being the instigators. An interview took place between the Soobah of Mynagoorie and the Deputy Magistrate of Titalyah. At the beginning of 1862 the

Superintendent of Darjeeling and the Government Officers on the frontier reported that the Bhootanese were making hostile preparations for the purpose of entering our territory and occupying Ambarrec Fallacotta, and that an attack on Darjeeling was apprehended. Two Companies of Her Majesty's 38th Foot and a Wing of the 10th Native Infantry were immediately despatched from Dinapore to the neighbourhood of Darjeeling, and a Wing of Irregular Cavalry from Oude to Julpigooree. The presence of these Troops restored confidence on the Frontier. In March there took place an interview between the Durpun Rajah and the Agent to the Governor General, North-East frontier. The letters purporting to be replies from the Deb Rajah to our demands for redress were believed to be spurious. At last Government resolved to send a mission into Bhootan, as the only means of explaining the precise nature of our demands and the measures we shall be compelled to adopt if they are not conceded.

The Government of Bengal was administered by the Hon'ble Sir John Peter Grant up to the 22nd April 1862. On the 23rd of the month Sir John Peter Grant resigned the office of Lieutenant-Governor, and was succeeded by the Hon'ble Cecil Beadon.

THE FINANCIAL RESULTS OF THE ABKARRY ADMINISTRATION OF THE LOWER PROVINCES.

1861-62.

THE Returns shew a net increase of Rupees 6,13,791 over the revenue of the preceding year, and the cost of collection was generally reduced. Of the increase in the Nuddea Division, amounting to Rupees 1,13,449, Rupees 77,880 are from Calcutta alone, principally in Rum; Assam owes its increase of Rupees 2,12,128 to the gradual decrease of the stocks of Kanee or indigenous Opium, which the Assamese had hoarded up; as these run out, the Natives are driven to the use of duty-paid Opium. Orders were issued for extending the Abkaree law in general to Assam. In the last 10 years, the annual net revenue from Excisable Articles has increased by Rupees 24,06,997, of which upwards of 9 lakhs is the increase of duty on Opium:—

			GROSS COLLECTIONS.			4.	5.
			1.	2.	3.		
			Spirits and Drugs.	Opium.	Total.	Net Re- venue.	Net pro- ceeds of Opium.
1851-52	22,28,976	5,02,703	27,31,679	22,70,959	2,86,088
1861-62	36,68,650	19,22,124	55,90,774	46,77,956	12,75,394
Increase in 1861-62	14,39,674	14,19,421	28,59,095	24,06,997	9,89,306

The Sudder Distillery, or fixed duty system, was gradually extended. There were 64 distilleries and 37 remained to be carried out. The system is not so well adapted for the Bhaugulpore and Patna Divisions, as it is to that of Lower Bengal, in which the spirit is distilled from Molasses, and averages about 25 per cent. below London proof, while that in vogue in Behar is extracted from the Mowah flower, which is produced in every jungle. The spirit itself is as low as 92 per cent. below London proof and will not bear transport. The result of the spread of the Distillery system was a general falling off in the quantity of spirits consumed, and in some Districts in the amount of duty realised. The orders which directed the equalization of the duty on Rum and on Country spirits, by raising the duty on the latter to Rupees 2-4 per Imperial Gallon, equivalent to Rupees 1-11 at 25 per cent. under London proof, the former rate having been only 1-4 per Imperial Gallon, 25 per cent. under London proof, caused an immediate fall in the consumption of native spirits and increase in that of Rum. In Chittagong it was reported that the poorer classes are taking to Putchye as a cheaper article. The Board contemplate the gradual increase of the tax on this liquor. The consumption of Taree also increased. The Ganja revenue still continued to increase, notwithstanding the doubling of the duty, and the imposition of a license fee on the retail trade. The collections exceeded those of the previous year by Rupees 93,108 being in all Rs. 7,74,781. The consumption decreased by 6,790 maunds. The collections from Abkarry opium increased by Rs. 2,87,652 owing chiefly to the prohibition of the cultivation in Assam.

In the year 910 persons were arrested, 561 convicted, 262 imprisoned, fines imposed to the amount of Rs. 16,820 and realised to the extent of Rs. 6,040, for offences against the excise laws.

In the Resolution of 20th November 1862 on this Report the Government of Bengal remark, that it is satisfactory to find that the introduction of so sound a system as that under which a uniform rate of Duty is levied on all spirits of equal strength, without reference to the place or mode of manufacture and irrespective of their value, has been attended with an increase of Revenue. The Lieutenant-Governor is glad to see the progress that has been made in the introduction of the fixed Duty system. The Board should press the measure on wherever possible, and should consider very fully and cautiously any proposal for a modification of the system in any Division of the Lower Provinces, though possibly some modification will be absolutely necessary in those Districts in which the weak Mowah Spirit is chiefly consumed. That on the first introduction of the system there should be a falling off in consumption was to be expected, but, if it does not give rise to smuggling, this is certainly not to be regretted. The Preventive Force must be especially on the alert in the Districts to which the system is being extended. His Honor considers the falling off in the consumption of Ganjah to be extremely gratifying, accompanied, moreover, as it has been, by an increase of Revenue. He would like to know whether the Board are of opinion that a still higher Duty might be imposed without giving any great inducement to smuggling. It is probable that there is no more deleterious drug to which the consumers of Ganjah can be driven by its high price, and any measure, therefore, which really checks its consumption must be attended with positive advantage. The Board are instructed to report why the price of Abkarry Opium should not be raised to Rs. 22.

REPORT ON INDIAN ADMINISTRATION—MARINE.

1861-62.

THE sea-going steamers under control of the Government of India were the *Australian*, *Sydney*, *Arracan*, *Nemesis*, *Pluto* and the *Proserpine*. The *Bentinck* was dismantled and fitted up as a Hospital ship to be moored at Kedgerree. The sailing Transports


were the *Tubal Cain*, *Sesostris*, and the *Walter Morrice*. The surveying vessel *Krishna* and her tender *Minæ* were put out of commission. The four departments of the Kidderpore Dockyard were reorganized at an increased cost of Rs. 2,065 per month. The Engineers' Apprentice School, which cost Rs. 1,200 per annum for instruction only, was attended by 14. Its abolition was recommended. In the Inland Navigation Department there were 7 Inland Steam Vessels, and 9 Flats and Troop Boats, in commission. Their condition was generally good. The aggregate carrying capacity of the Flats was 1,800 tons. Eight vessels carrying 58 officers, 1,712 men, 148 women and 114 children arrived from England; 15 transports took 92 officers, 808 invalid soldiers, 2,024 men in health, 168 women and 244 children to England. The Master Attendant's Department at Rangoon was abolished. The flotilla on the Irrawaddy was under Captain A. Brooking. The shipping arrivals at Rangoon were 457 in number, aggregating a tonnage of 1,73,724 tons; and the departures 450 in number, tonnage 1,73,377. The receipts of the Port were Rs. 61,479-14, and the charges, Rs. 39,032-7-6. The vessels in the number of arrivals at Bassein were 83, tonnage 29,606, and departures 83, tonnage 29,571. The receipts were Rs. 7,642-12, and the disbursements, Rs. 10,803-2. At Moulmein.

Arrivals	... 510,	Tonnage	... 1,80,947
Departures	... 503,	„	... 1,75,211
Aggregate	... 1,013,	„	... 3,56,158

The receipts of the Port were Rupees 36,541, and the charges, Rupees 19,052. The lighthouses of Arracan were maintained in good order. The port dues at Akyab were Rs. 24,631-6.

Captain Reddie, the Officiating Controller of Marine Affairs, reports that the changes, consequent on the re-organization of the service under the Civil Finance Commission Report, may be said to have worked satisfactorily, and, whilst promotive of a wise economy, to have placed the various branches of the department upon a more efficient basis. The title of "Superintendent of Marine," was changed to that of "Controller of Marine Affairs and Ex-officio Secretary to the Government of India." All questions in connexion with Marine and Naval matters and requiring the decision of the Government of India, are now consequently disposed of in the department by the Head of the Marine in his Secretarial capa-

city, an arrangement which tended greatly to facilitate the despatch of business. A measure attended with equally advantageous results was the appointment of a Superintendent of the Kidderpore Dockyard. The Naval Store Accounts, owing to the heavy demands on the establishment, were in a state of arrear, and no opinion can be expressed as to the working of that department under the new arrangement. The withdrawal of the Marine Audit, and its distribution among the several Military Account Offices, may also be considered as advantageous; but the centralization of the accounts in one office is much to be desired. A great deal of extra labour and trouble had been thrown upon the Controller's Office, owing to accounts being constantly submitted to the Marine office as heretofore; references made from the Military Auditors respecting rules of certain departments of the service, names of stores, authority for certain payments and allowances, all of which, tended to impede the business of his office; but these drawbacks may fairly be expected in a short time to disappear. The only part of the new scheme which has not appeared to work well in practice, is the arrangement for receiving all supplies and Marine stores from the Commissariat Department. The demands of the service are frequently so urgent for vessels ordered suddenly away, that the time required for going through the routine prescribed for the procurement of such stores, is attended with inconvenience to the public service; a good feeling, however, existed between both departments in furthering the interests of Government in this respect, and it is thought that the system may be modified so as to obviate the delay and inconvenience at present experienced. In the Chief Superintending Engineer's Department, which may be considered the more important branch of this arm of the service, the monthly out-turn of work was Rupees 16,607, whilst the cost of the fixed establishment was Rupees 1,968, being equal to 12 per cent. only on the former. The reductions that were effected were:—the cost of fixed establishment, including Apprentices in April, 1861, stood at Rupees 3,320; whereas the charges under this head, including Apprentices, for the month of April, 1862, amounted to Rupees 2,094, shewing a reduction in the establishment of about 34 per cent. The cost of artificers' labor from June, 1861 to April, 1862, shows a monthly average of Rupees 2,280, being a saving of 20 per cent. on the estimated Budget requirements of the previous year.



**ADMINISTRATION OF THE PUBLIC WORKS
DEPARTMENT.
1861-62.**

THE whole estimated expenditure chargeable to the British Government, exclusive of outlay from Local Funds, was :—

Disbursed in the Public Works Department ...	£3,408,940
Home Department for the Electric Telegraph ...	" 65,895
Railway Contract and purchase of Land ...	" 200,165
Total ...	£3,675,000

The allotments to the several Governments, the percentage on revenue, and outlay per square mile, and per head of population, were :—

Governments.	Allotments.	Per cent. of Revenue	Per cent. per Square Mile.	Per head of Population.
	£	£	£	s. d.
Madras	660,000	9·8	5·1	0 6
Bombay	525,000	6·9	3·7	0 10
Bengal	510,000	3 5	1·8	0 3
N. W. Provinces	630,000	10·7	5·5	0 4
Punjab	540,000	18·7	5·6	0 8
Oudh	190,000	14·9	7·6	0 6
Nagpore	85,000	22·4	1·2	0 5
Pegu	105,000	19·5	3·3	2 2
T. and M. Provinces	40,000	21·8	1·1	2 4
Straits	40,000	26·6	25·4	2 10
Hyderabad (British Charges)	42,500	This outlay is only on buildings connected with Troops and Roads in the Nizam's Dominions.		
Coorg	2,500	6·2	1·1	0 5

Besides this the expenditure in Mysore and the Hyderabad Assigned Districts, chargeable to the Provinces, but disbursed by the Officers of the Public Works Department, was estimated at £111,600. The total Public Works Expenditure in India for 1861-62 was estimated at £3,786,600.

Including the sum set down for unforeseen requirements and petty works, the expenditure sanctioned for *new* works is 53 per cent. of the whole; 25·5 per cent. is for repairs; and 21·5 per cent. for Supervising Establishments, consisting of Engineers and their Subordinates, with the Offices for Correspondence, Drawing, Estimating, Accounts, and Audit. The outlay in the Public Works Department in Pounds Sterling is thus classified :—

	New Works.	Percentage of total outlay.	Repairs.	Percentage of total outlay.	Total.	Percentage of total outlay.
	£		£		£	
Military Buildings	298,915	8	147,052	4·2	445,967	12·2
Civil „ ...	168,917	5	90,681	3	259,598	8
Agricultural Works	247,739	7	246,957	7	494,696	14
Communications ...	639,559	19	390,328	11·3	1,029,887	30·3
Miscellaneous Public Works ...	92,854	3	8,800	...	101,654	3
	1,447,984	42	883,818	25·5	2,331,802	67·5
Reserved for unforeseen requirements and petty works	364,510	11
Establishment Charges	739,758	21·5
Grand Total				...	3,436,100	100

The new Budget Rules were issued to the several subordinate Governments and Departments in July 1861, and were followed in the preparation of the Budgets for 1862-63. The new Inspector of Public Works Accounts, who is the Financial Offi-

cer of the Public Works Department of the Supreme Government, commenced his first tour in the month of January 1862. The Department of Accounts under the new arrangement worked in a satisfactory manner. On the 1st June 1861 all promotions and appointments in the Engineer's and other Establishments of the Public Works Department, with certain exceptions, were transferred to the Local Governments. The Lieutenant-Governors were empowered to make such promotions and appointments without the intervention of the Government of India, further than it may deem advisable in the exercise of its general power of control and supervision. The frequency with which revised Estimates were submitted, considerably in excess over the original sanctioned Estimates, on the alleged ground of the rise in the rates of labour and materials, induced the Government of India to direct a general enquiry which should extend over the last 10 years from 1852 to 1861 inclusive, and embrace each Public Works Division. In each year the ordinary wages of carpenters, smiths, bricklayers, thatchers, and adult male coolies, were required to be stated, as well as the current rate of hire of a 2-bullock hackery, with the corresponding ordinary rates of the several descriptions of work prevailing each year. It was directed that the Statements so furnished should be carefully examined by Superintending Engineers, who should record their opinions of the current rates. A circular on this subject was addressed to the Local Governments. In the instructions issued to Major Chesney on his departure on a tour of inspection, it is stated that it had cost nearly $5\frac{1}{2}$ annas to spend a Rupee during 1859-60, and that according to the Estimates, it would cost $4\frac{2}{3}$ annas to spend a Rupee during 1860-61. This is an impressive way of putting the case, but Colonel Yule points out that the percentage of Establishments to expenditure is not by any means closely analogous, as is often assumed, to the percentage of the cost of collecting a tax on the proceeds of the tax. He says, our present system of accounts is in theory as good as we are likely to get, and is improving in practice. But it is cumbrous, and would become unmanageably so with any *great* extension of the work of the Department beyond its present development. The more general and extensive use of contract appears to be essential to any such great extension. Contract would also render it more easy to restrict the scope for that speculation among subordinates which is undoubtedly very prevalent. A system of contract cannot be forced into existence, but something can be done towards its introduction by promoting the invitation of tenders on certain specified work of considerable extent, such as lines of road or large bridges. Undoubtedly the prices will

be high, probably at first *much* higher than the work of the Department itself would cost ; and this may induce reluctance in Officers who take a just pride in keeping down the rates of their work from heartily promoting it. But these high prices must be encountered if necessary for an object so important. As Contractors multiply and competition arises, the rates will sink to a proper level. It may also be possible, in certain localities, to obtain tenders for annual contracts for the execution of repairs of every kind. Indeed this is already done at some Stations. Means should be taken to extend the practice.

Military Works.—Government sanctioned for Bombay the following Harbour Defences—foundation for the Battery on Middle Ground ; raising Oyster Rock to the level proper for a tier of guns ; cross Island Battery, and a sum of 5 lakhs was made specially available. To guard against the incursions of the Abors in Assam the following works were ordered—a Masonry Guard-house in Pobah Mookh ; an outpost at Lalleekopal ; clearance of the road between Pobah Mookh and Deemoh. An outpost was sanctioned for Bunnoo at the cost of Rs. 10,014. At Ferozepore a scheme was sanctioned for a field work profile all round, and to provide cover for the Garrison by bringing into use some of the iron skeleton frames still remaining in store at Ferozepore, at a cost of Rs. 60,000. A General Order was issued for the interior of every Barrack and Hospital to be white-washed throughout twice a year, in addition to any partial white-washings which for particular reasons may be necessary. For the pulling of Punkahs in Soldiers' Barracks a scheme was devised by Mr. Grant, a Supervisor of the Department of Public Works at Benares. It consists of the double contrivance of a punkah-pulling machine and a tattie-watering apparatus. Mr. Grant's invention was subjected to the test of actual experiment at Benares, Meerut, Agra, and Gwalior, as well as three of the largest Military Stations in the Punjab. The ventilation of Solitary Cells by artificial means was experimentally carried out in the Agra Prison, and proved successful. The apparatus "throws a current of air into each Cell along the whole length of the corridor, equal to about the blast required for an ordinary blacksmith's forge, a quantity quite sufficient for the ventilation of a Cell 7' x 10' in area." Government made it known that they are prepared to afford all reasonable encouragement to Contractors and others for carrying out gas-works in European Barracks. A contract was entered into with the Oriental Gas Company for lighting the Barracks in Fort William with gas.

Naval and Marine Works.—The Government of Bombay

sanctioned an expenditure of Rs. 12,144 for a light on the Island of Perim, which was completed and forwarded to Aden in December 1860. It is a revolving light, and may be seen at a distance of 17 to 22 miles ; it is considered of great utility to ships entering or leaving the Red Sea. Steady progress was made with the Alguada Reef Lighthouse works. The question as to the kind of light best adapted for the Alguada Reef was decided. The Alguada Lighthouse will have the revolving light, and that on the Coco Island will be a fixed light.

Ecclesiastical.—Of the five designs submitted for a Memorial Church at Cawnpore, in the immediate vicinity of Sir Hugh Wheeler's Entrenchment, the preference was given to that by Mr. Walter Granville, in the Lombardic style, not only on account of its great merit, but because it is believed it can be built for the available amount. The accommodation is for 600 persons. The private subscriptions amounted to Rs. 59,976 which Government will increase to Rs. 1,20,000. The old Church in the District of St. James's Calcutta was built in 1823, at a cost of Rs. 36,342. It fell down in 1858. Land was purchased for its re-erection near the Sealdah railway stations. The building will cost 2 lakhs and provide sittings for 1,048 persons.

Judicial.—As it was decided that Central Jails should be generally adopted, orders were issued on several proposals for the construction of such Jails at various places. After the outbreak of prisoners from the *Calcutta Great Jail* in the beginning of 1861, a Committee was appointed, who recommended certain additions and alterations, the estimates for carrying out which, amounting to Rs. 56,366, were sanctioned.

Public Offices in Calcutta.—A Committee of specially selected officers to consider the inconvenience occasioned both to Government and to the public by the dispersion of the various Public Offices in Calcutta, at great distances from one another, was formed in May 1861, and made the first report in September. They recommended that there should be one building for the accommodation of all the Public Offices, that it should be one of such architectural exterior as to be an ornament to the capital of India, and that its details should be such as to afford every comfort and convenience to those who will find daily occupation under its roof. No reasonable expense should be spared to secure light and ventilation, and every means adopted to render the daily routine of clerical life cheerful. Of the various sites available for such a building, that of Writers' Buildings, occupying the whole of the north side of Tank Square, appeared to the Committee to be most suitable, from its position as well as the area which it covers. Accordingly an arrangement was

concluded in March last for the purchase of this property on account of Government for Rs. 7,75,000. Mr. W. Granville was engaged as architect. A sum of Rs. 1,50,000 was assumed for the new Post and Telegraphic Office. *

Archæology.—In January the late Viceroy recorded a minute regarding the investigation of the archæological remains of Upper India. The following paragraphs occur in the minute :—
“ It is impossible to pass through that part (Upper India)—or indeed as far as my experience goes, any part—of the British Territories in India without being struck by the neglect with which the greater portion of the architectural remains, and of the traces of by-gone civilization have been treated, though many of these, and some which have had least notice, are full of beauty and interest. By ‘neglect’ I do not mean only the omission to restore them, or even to arrest their decay ; for this would be a task which, in many cases, would require an expenditure of labour and money far greater than any Government of India could bestow upon it. But, so far as Government is concerned, there has been neglect of a much cheaper duty ; that of investigating and placing on record, for the instruction of future generations, many particulars that might still be rescued from oblivion, and throw light upon England’s great dependency ; a history which, as time moves on, as the country becomes more easily accessible and traversable, and as Englishmen are led to give more thought to India than such as barely suffices to hold it and govern it, will assuredly occupy more and more the attention of the intelligent and enquiring classes in European countries. It will not be to our credit as an enlightened ruling power, if we continue to allow such fields of investigation as the remains of the old Bhuddist Capital in Behar, the vast ruins of Kanouj, the plains round Delhi, studded with ruins more thickly than even the Campagna of Rome, and many others, to remain without more examination than they hitherto received.”

In accordance with the sentiments expressed in the Governor General’s Minute, an Archæological Surveyor to the Government of India was appointed. According to the course sketched out by Colonel A. Cunningham, who was selected to fill the newly created post, the first investigations would pass from South Behar into Tirhoot, Goruckpoor, and Fyzabad.

The existence of granite at Gowhatty, which could be easily worked and transported, was reported. A consignment of Coral from Port Blair proved able to yield a fair building mortar and lime. Mr. Nils Mitander, Manager of the Iron-works at Burwai, reported that ore of excellent quality has been found in several places and flux is abundant. The fuel is wood. The building

of the blast furnace had been proceeded with, as far as possible, without the iron work expected from England. The Casting-house was completed. The Rolling Mill with its Steam Engine and three Boilers, and a Pumping Engine, were ready to work. Two Charcoal-houses were in course of construction, and the foundations of a third in progress. Two Charcoal ovens or charring pits were dug, and the brick lining was in progress. A calcining kiln on the Swedish model was erected for calcining the ore before smelting. The Kumaon Iron Works Company had engaged a Swedish manager. Colonel Dickens's Soane Canal Scheme received the approval of the Lieutenant Governor of Bengal, which was concurred in by the Government of India. It was forwarded to the Secretary of State with a recommendation that suitable publicity should be given to it with the view of attracting British enterprise to the proposal.

Irrigation.—Mr. Stanborough was asked to report on Irrigation in Nagpore and his views were circulated to the local officers. Nature has done much for the Province in providing nullahs, and all that is now required is to retain the water two or three months longer in them, or until the crops are all secured. In the Northern Division Ganges Canal, 186 miles of Rajbuhas or irrigation lines had been excavated up to 1st May 1860, and these have since been extended to 285 miles, showing an increase of very nearly 100 miles in this Division. In the Upper Central Division there were finished 50 Rajbuhas on the main line and 6 on the Futtighur Branch. Between the 1st May 1860 and 1st May 1861 the increased irrigation in area was 35,656 beegahs or 35 square miles, the revenue derived from which was Rs. 35,031. In the Lower Central or 3rd Division Ganges Canal, since 1st May 1860, the total length of new Rajbuhas completed was 77 miles, bringing 65 new villages under full irrigation, and giving increased means to 119 others. The total length of Rajbuhas nearly completed, and which was expected to be available for the ensuing *Rubbee* (Spring) watering, was 65 miles. These irrigating lines will bring 86 new villages under their full influence, and improve the supply of water of 131 more. Thus 142 miles of Rajbuhas would have been completed in time to provide irrigation during the approaching *Rubbee*. In the Cawnpore or 4th Division of the Ganges Canal, 41 miles of irrigating lines had water admitted into them since the 1st May 1860. Twenty-six miles were to be opened in November, and fifty miles more in December, in time for the *Rubbee* crop; 90 miles of Rajbuhas were in progress, of which 70 miles would be capable of irrigating during the *Rubbee* of 1862-63. Numerous gools or minor water-courses had besides

been made to distribute water among the cultivators. In the 5th or Etawah Terminal Division of the Ganges Canal, 91 miles of new Rajbuhars have been excavated since May 1860, from which irrigation was looked for before the 15th April 1862, and 208 miles were expected to be completed in time for the next *Khurveef* or Autumn crop following 1st May 1862. No extension of irrigation had been effected on the Eastern Jumna Canal since May 1860, it having reached its maximum some time ago. The Doon, Rohileund, Bundlucund and Punjab canals are reported on.

Roads, Imperial and Local, are reported on in the Administration Reports. A Road map of all India is to be compiled.

The Guarantee System.—The Government of India decided that the system has been a most costly one, and that the control over its exercise has been insufficient, owing to practical difficulties in expenditure, and to the fact that there can be no real control where there is no direct authority over the staff, extending to dismissal if necessary. But the Government of India did not subscribe to the view that the system of constructing Public Works in India through the agency of foreign Companies, with money raised virtually by an absolute guarantee, had proved a failure. Without affirming that the works of the East Indian Railway might not have advanced more rapidly, and with a strong conviction that they might have been completed at less cost, the great results that have been achieved during the last ten years, both here and in other parts of India, cannot but be seen with satisfaction—results which it was believed would not have been achieved so fully without the guarantee. Difficulties which existed ten or twelve years ago, in raising money directly on account of the Indian Government in England, exist no longer, and there appears no sufficient reason why, by the aid of lump contracts for construction and stocking, all the real advantages of the guarantee system might not be attained without its complications, should it continue impracticable to obtain funds for works of the kind without Government intervention.

Railways.—The total expenditure as estimated by the Railway Authorities fell successively from Rs. 671,79,212 to 663,15,922, then to 618,96,683, and finally to 576,90,861; whereas the Government of India, as early as February 1861, was led to form the opinion that Rs. 600,00,000 would be sufficient, and adopted the successive estimates of Rs. 585,03,290 and Rs. 586,51,408. The subjoined Statement will show the portions of Railways that were opened or expected to be opened during the year under notice :—

Names of Railways.	Opened on 1st January 1861.	Opened between January and June 1861.	Expected to be opened before January 1862.	Total opened in 1861.	Expected to be opened in 1862.	Remaining to complete the line now sanctioned.
	Miles.	Miles.	Miles.	Miles.	Miles.	Miles.
Madras N. W. line, Arcemun to Moolgul	26½	..	300½
S. W. line, Madras to Raypoor	259	..	146
Branch S. W. line, Jaharapett to Bangalore	84
Great Southern of India Railway ...	298	53	86	139	86	30½
Great Indian Peninsula Railway ...	36	73	30	103	100	730
Bombay, Baroda, and Central India Railway	108	..	108	6	71
Sind Railway
E. I. Railway, Bengal Division ..	248	..	110	358	214	..
" " Bengal Railway ..	122	..	120	242	173	144
Eastern Bengal Railway	109½	..
Calcutta and South-Eastern Railway
Between Lahore and Umritsur	32	..
Between Mooltan and Shershab, the terminus for Steamers, &c., on the Chenab	26½
..	32
..	10½
..	208

Mr. Wilson's scheme of Light Railways was regarded by Government as a very desirable one.

The Government of India recommended the establishment of a Consultative Board to conduct the East India Railway Agency at Calcutta, and another at Allahabad. In the former it would consist of the Chief Agent, the Chief Engineer, the present Deputy Agent in the North-West, and the Locomotive Superintendent, and probably also the Traffic Manager; and in Allahabad of the Deputy

Agent, the Chief Engineer, and the Consulting Engineer to Government, and would dispose of all business now disposed of there.

THE ADMINISTRATION OF OUDH.

1861-62.

JUDICIAL.—The important experimental reforms introduced in previous years, especially the arrangement of the Offices under a Clerk of the Court in supersession of the old Omlah system, the mode of recording evidence, the methodical statement of pleas and issues, and the system of registration, were steadily prosecuted and made satisfactory progress.

Civil Justice.—There were 8,432 cases filed in the year under review to 6,558 in the previous year. The increase is considerable, nearly 30 per cent., but the litigation is still very moderate. The total value of suits is Rupees 77,47,811, giving an average value for each suit of Rupees 958. Leaving out Lucknow the average varies from Rupees 100 to 120. Of the total number of cases disposed of nearly one-fourth were adjusted or struck off, and about the same proportion decreed by confession and consent. A little more than one-half, or upwards of 4,000 cases, were decided by the Courts, of which somewhat more than three-fifths were decreed in favor of plaintiff, and somewhat less than two-fifths in favor of defendant; of decrees in favor of plaintiff more than one-half were for the claim in full. The general average for each suit is shewn by the Returns to be a little more than 20 days, which is a reduction in the average of previous years. The number of appeals was large; 641 appeals were preferred to Deputy Commissioners and the Civil Judge from the decisions of their subordinates; 162 appeals to Commissioners from decisions of Deputy Commissioners, and 220 to Judicial Commissioner, of which 49 were from the decisions of Commissioners, and 171 from decision of Civil Judge, making a grand total of 1,023, or about $\frac{1}{4}$ th of the cases decided on their merits. The percentage of reversals was moderate, 8.80; but there were others modified, and more “returned for re-investigation.” Trial by Jury, being carefully watched, worked well in the Lucknow Civil Court.

Criminal Justice.—The following Table shews synoptically the whole of the punishments inflicted in 1861 :—

Courts.	Deaths.		Transportation for Life.		Transportation for terms.		Imprisonment above seven years.		Imprisonment above three years.		Imprisonment above six months.		Imprisonment under six months.		Fined.		Pledged.		Dismissed.		Security.		Out-lawed.		Lunatic Asylm.		Total.		
	...	22	48	1	8	2	
Judicial Commissioner's	...	22	48	1	8	2	82
Commissioner's	1	64	37	42	8	6	2	1	164	
District Officer's	182	1,482	2,028	8,263	3,639	113	442	1	16,150	
Total	...	22	48	2	72	221	1,524	2,036	8,272	3,641	114	442	1	16,396	

In the District Courts 24,493 persons were tried, 9,726 acquitted, 423 required to find security, 13,651 convicted, 353 committed, 123 died, escaped or transferred, and 208 were under trial. In the Sessions Courts there were 433 cases in 33 of which the commitment was cancelled, 106 were referred to the Judicial Commissioner, 159 were convicted, 85 acquitted, 18 ordered to give security, 12 died, escaped or were transferred and 19 were under trial. The Judicial Commissioner had 109 cases, of which he convicted 82,

acquitted 3, returned 23 to the Commissioners' Courts and had 1 pending. Of the whole number of cases 2,259, or something more than one-sixth of the whole, were disposed of by Deputy Commissioners; 7,445, or about five-eighths, by Assistants; 2,105 by Tehseeldars, and 812 by Honorary Magistrates. The average duration of cases in the District Courts is 8·72 days in cases cognizable, and 7·18 in cases not cognizable, by the Police. This is a reduction on the averages of last year, and a pretty fair result.

Police.—A saving of Rs. 44,628 was effected in the force which in May 1862 cost Rs. 13,67,352. The Town Police, payable from Local Funds, is maintained at an annual cost of Rs. 1,19,616. The Lucknow City Police constitutes about two-thirds of this Force, the remainder are employed in the most important Towns and Bazaars throughout the Province. The cases reported and dealt with in 1861 are considerably in excess of the previous year. The number reported is 16,986 against 12,604 in 1860. Deducting those in which the injured parties declined to prosecute, 8,450 cases were taken up in 1861 to 6,114 in 1860. In 8,450 cases 9,329 persons were brought to trial, of whom 61·12 per cent., or about 3 per cent. more than in 1860, were convicted.

Jails.—The daily average number and cost of prisoners compared with the previous years were as follows :—

	1860.	1861.
Daily average number ...	1,71,929	2,59,836
Total cost ...	Rs. 93,725-0-0	Rs. 1,16,754-0-0
Average annual cost of each prisoner ...	54-8-2	44-14-11

being a reduction in the average cost of Rs. 9-9-3 per annum on each prisoner; this decrease is general throughout the Province, except Baraitech and Gonda. The percentages of sickness and mortality for 1860 and 1861 are as follows :—

	1860.	1861.
Daily proportion of sick to strength per cent. per annum ...	11-27	7-02
Deaths to strength per cent. per annum ...	17-74	7-54

A ward was prepared in the Central Jail for a Juvenile Reformatory. The Penal Code led to a great increase in the number of prisoners.

REVENUE.—*Land.*—The demand was Rs. 1,03,04,503 against Rs. 1,03,06,842 the previous year. The entire demand on account of land revenue was realized within the year, except Rs. 18,460, and of this 697 only is irrecoverable. Each succeeding

year's experience strengthens the conviction that, though it may press heavily in a few instances, the summary settlement is in general very moderate, and that a material increase of revenue may confidently be calculated upon from the regular settlement in progress. The number of suits during 1860-61 and 1861-62 were as follows :—

	1860-61.	1861-62.
* With Pottahs ...	2,858	3,717
Without Pottahs ...	6,776	8,080

being an increase of about 30 per cent. on the former, and 20 per cent. on the latter. The number of suits by landlords against tenants and *vice versa* are almost equal, as was the case last year. The increase was entirely in suits for Rent and Ouster. The cases of exaction continued to decrease, and were in 1861-62 about half of what they were in 1859-60. From the orders of Deputy Commissioners 1,792 appeals were preferred to Commissioners in Revenue suits, and 94 were pending at the close of the year, making a total of 1,886 on the file. In 1,390 of these the orders were confirmed, in 153 reversed, in 136 modified and 207 remained pending.

EDUCATION.—A large imperial grant was expected under this head, and a scheme for the promotion of education submitted to Government, but no orders were received on the subject. The Talookdaree Schools were maintained with difficulty. The School established at Lucknow, through the personal exertions of Colonel Abbott, for the education of the daughters of Europeans and Eurasians, continued to flourish.

FINANCE.—The elaborate abstract statement does not shew separately the actual receipts and disbursements. The Report says the financial position of the Province is really far more favourable than the figures make it appear. The Oudh Treasuries pay the advances and expenses of the Opium Department while the profit, which Mr. Hamilton, Opium Agent, estimates after deducting all expenses at Rupees 22,69,600 on the season's out-turn, will go to swell the receipts of the Bengal Government. Again, the import of Salt from the North Western Provinces is, on a very low estimate, three lakhs of maunds per annum. The duty on this quantity at Rupees 3 per maund is nine lakhs, which, though drawn from Oudh, is included in the Salt Revenue of the North-West. Oudh, too, of course, gives its contribution to the Customs of the Bengal Presidency, although no data are available for estimating the amount.

Assessed Taxes.—The unexpected abolition of the License tax was hailed with delight. As to Income-tax the number of parties assessed with amount of assessment are given in the Statement subjoined :—

DIVISIONS.		NUMBER OF ASSESSMENTS.										Total Collection for Current year.
		ACT XXXII. OF 1860.										
		Schedule I.		Schedule II.		Schedule IV.		Total.				
No.	Amount.	No.	Amount.	No.	Amount.	No.	Amount.	No.	Amount.	No.	Amount.	
	Rs. As. P.		Rs. As. P.		Rs. As. P.		Rs. As. P.		Rs. As. P.		Rs. As. P.	
Lucknow ...	1,096	35,691 0 0	11,244	1,31,767 0 0	559	12,191 0 0	12,599	1,79,649 0 0	47,999			
Khyrabad ...	1,448	40,480 0 0	4,540	31,219 0 0	158	5,112 0 0	6,146	76,811 0 0	48,987			
Baiswarra ...	792	37,701 0 0	4,249	35,373 0 0	238	6,752 0 0	5,279	79,826 0 0	57,030			
Baraitch ...	1,494	54,427 0 0	3,311	31,938 0 0	69	969 0 0	4,874	87,335 0 0	67,588			
Total ...	4,830	1,68,299 0 0	23,344	2,30,297 0 0	1,024	25,024 0 0	29,198	4,33,621 0 0	2,21,604			

The receipts of the *Customs Excise* were Rs. 6,19,643 against 5,99,463 the previous year. The *Sudder Distillery* system was cautiously introduced and extended by degrees over the whole of the Province. Some Districts have always been in the hands of one or more influential *Abkars*, who exerted themselves to the utmost to obstruct the new system and retain their monopoly. Considering that this is the first year in which the *Sudder Distillery* system has been in force throughout the Province, the Financial results are certainly encouraging; and it is satisfactory to know this increased revenue has been raised on a diminished consumption, for all Officers report a great decrease in drinking and drunkenness. From May 1862 the duty was fixed at Rupees 2 per gallon of proof spirit, and Rupees 1-8 per gallon 25° under proof; on the frontier rates one-fourth lower were sanctioned until the *Sudder Distillery* system is introduced into the North-West. The receipts from drugs were Rs. 1,10,193 against Rs. 99,473 the previous year. *Stamps* yielded Rs. 2,68,735 against Rs. 1,93,495 last year. The privilege of manufacturing *salt* for home consumption was withdrawn. All Officers concur in testifying to the growing popularity of the *opium* cultivation, though many of the cultivators are under the impression that there is an order of Government for them to cultivate. The produce nearly doubled, having risen from 2,703 maunds in 1860-61 to 5,135 in 1861-62. No portion of this increased production is attributable to the enhanced price, which was made known too late. There were under cultivation 28,455 beegahs and 59,547 persons were engaged in it; the average produce was nearly seven and a quarter seers per beegah, but in some Districts it was over ten seers. The *Opium Agent* estimates the net Government revenue from *Oudh opium* at Rs. 22,69,600, so that Government derives a profit of about Rs. 38 from each *opium* cultivator. The above amount is exclusive of *opium* sold in the Province. The sale of Government *Opium* realised Rs. 96,411.

PUBLIC WORKS.—The Budget grant for the year was limited to 19 lakhs, of which 7 lakhs were allotted to works of internal improvement. Owing to the advanced state of the buildings for the accommodation of troops, only 5½ lakhs were allotted to Military works, which had absorbed the bulk of the Budget grants of the three previous years. The only other considerable allotment, viz. 1½ lakhs, was for the Central Jail at Lucknow, and the two Divisional Jails at Fyzabad and Seetapore.

WORKS.	Previous Expenditure.	Expenditure during 1861-62.	Total.
	Rs.	Rs.	Rs.
Communications ...	8,01,919	3,86,866	11,88,785
Military ...	61,36,213	5,65,319	67,01,532
Miscellaneous ...	8,53,829	1,61,996	10,15,825
Total ...	77,91,961	11,14,181	89,06,142

The receipts of the Road Funds were Rs. 2,07,966, of the Ferry Fund Rs. 1,56,518 and the disbursements from both Rs. 2,78,629. New roads were opened out. District Post Offices were maintained as before. The number of men employed is 368, the number of miles over which they travel 1,596, and the cost Rupees 18,750. No steamer ascended the Gogra for many months. At the end of the rains of 1862 the Fyzabad and Lucknow Road will be well advanced, and a great portion of it metalled, as will also the Lucknow and Byram Ghat Road and the Road from Byram Ghat *via* Sectapore towards Rohilkund will be passable. The Gogra is always navigable as far as Byram Ghat, which is nearer Calcutta, and 30 miles nearer Cawnpore than Allahabad is, and the voyage to Byram Ghat presents far fewer obstacles.

ECCLESIASTICAL.—The Gonda Church was repaired. The Roy Barcilly Church, of which only the brick work was finished in 1860-61, was quite completed. A Church for Roman Catholics was entirely built in the Dilkhoosah Cantonment, Lucknow.

POLITICAL.—The Province was perfectly tranquil. Lord Canning paid his last visit to Lucknow in November, and approved of the rule passed by the Talookdars that “every Talookdar should take a solemn covenant from his tenants, binding them never to commit or countenance directly or indirectly female infanticide in any wise whatever, and that, in the event of any one violating the covenant, be his rank or condition in life what it

may, he shall forthwith be handed over to the laws and excommunicated for ever from the pale of Hindoo society as a felon and an outlaw." Upwards of 55,000 persons signed the covenant. The distinguishing feature of the Oudh policy, is the experiment of associating the great landholders and Native gentlemen of rank with the Officers of Government in the administration of the Province. The results of Civil and Criminal trials and appeals are as follows :—

	Civil.	Criminal.	Revenue.
Total decided	253	812	1,415
Appealed	8	51	136
Confirmed	6	37	77
Reversed	2	14	48
Pending	0	0	11

Of 1,415 Revenue suits decided, 136 were appealed; and of 125 disposed of 77 orders were upheld and 48 reversed. The reversals were, therefore, 35.29 per cent. of cases appealed, but only 3.39 per cent. of cases tried. The percentage of cases appealed to cases tried was low, only 9.31.

Nepaul.—The revised line of Nepal Frontier was definitely marked out; it juts awkwardly into our territories in several places, and the action of the Police in the pursuit of criminals is sometimes seriously embarrassed in consequence.

Trade.—Last year vast quantities of grain were exported to the famine districts in the North-West, this year the trade took an easterly direction, and more grain was sent down the Gogra and Goomtee than crossed the Ganges. The other principal exports are peas, pulse, linseed and other oil-seeds, also opium, ghee, saltpetre, jute, hides, horns, lac and catechu to Calcutta; molasses to the North-West; cloth of Tanda manufacture, which is very durable, to Nepal and the North-West; Saul timber, chiefly for Railway purposes, to Cawnpore. The imports are English wines and stores of sorts, English cloth and yarn (which has partly displaced country); metal-ware of different kinds from Calcutta and Mirzapore; salt and cotton from the North-West; cattle, copper and iron in small quantities, and spices from Nepal. The Officiating Chief Commissioner fears that the development of trade has been seriously retarded by the practice of impressing carriage for the Commissariat and other purposes. The amount of wheeled carriage in the Province is very limited, and is not likely to increase rapidly if liable to indiscriminate seizure. During the cold weather Mr. P. Saunders, Commissioner to report on the cultivation of Cotton, visited the Province. He considered the soil

generally most fertile and well adapted to the growth of cotton. He did not confine his enquiries to cotton, but extended them to every thing connected with the capabilities of the Province.

MILITARY.—On 1st May 1861 the strength of the Military Force in Oudh was 11,341 of all ranks ; on the 1st May 1862 it was 9,255, shewing a reduction of upwards of 2,000 men. The decrease is entirely in the Native portion, the strength of the European troops being the same as last year.

MISCELLANEOUS.—*Agriculture.*—The Agri-Horticultural Society of Oudh was constituted in December 1860, and commenced operations in April 1861. In the end of May the Secretary sowed a quantity of both New Orleans and Egyptian cotton seed, and to make the experiment in cotton cultivation as complete as possible, he also sowed some native cotton, which he treated in the same way as the foreign. Of the New Orleans seed about one in a thousand only germinated, and, on the contrary, of the Egyptian about one in a thousand only failed. The results were the same throughout the Province, and can only be accounted for under the supposition that the American seed was originally bad, or had been damaged somehow, as the seed received the year before came up very fairly. The Egyptian and native cotton grew well and produced a large number of pods ; but owing, perhaps, to the unusual amount of rain that fell last year, many insects of all kinds were generated, and the pods, especially the Egyptian, were to a large extent destroyed by the ravages of a small red maggot. The Secretary thinks more can be done with seed from other parts of India than with foreign seed, and that, while striving to introduce foreign cottons, the improvement of the native kinds should not be lost sight of. Attempts were made to produce a hybrid between the New Orleans and native cotton with the view of procuring a hardy plant with a good staple ; they failed, but will be repeated. Attention was given to the propagation of the mulberry tree. Mr. P. Carnegy made a most successful experiment with silkworm eggs received from Umritsur. Horticultural gardens were kept up at the head-quarters of all the districts. Hemp is grown extensively Trans-Gogra, where the soil is very favorable for the production of this plant.

Forests.—A Superintendent was appointed. He surveyed only one-fourth of the whole estimated area and laid it out in 68 tracts with about 418 miles of demarcation. The Oudh Forests have hitherto suffered much from the practice of girdling trees for the sake of the resin, young saplings too were often cut for fences and other purposes. These practices were checked. Great damage is done by a gigantic creeper which abounds in

the forests, and attacks many trees, and sooner or later destroys them. Under the present system the forests are closed to Contractors. The Forest Department fells the timber and conveys it to the nearest convenient Ghaut, where it is sold by auction. It was originally intended to take only the main trunk of the tree, but subsequently it was found expedient, for the purpose of utilizing the refuse timbers, to convey to market sawn timber likewise. The sum of Rs. 81,096 was collected and Rs. 41,113 disbursed; 72,591 cubic feet of timber were felled and carted to Depôts on the Sardah river.

Waste Lands.—There were 6 grants of 12,345 acres under the new rules. There were 14 of 54,146 under the old. There were 21 applicants for 36,849 acres received under the new rules but not disposed of. Considerable sums were received just after the close of the official year, and several lots were lately sold, chiefly to Europeans. In the Sectapore District there was much competition at these sales, and one lot of 1,700 acres was knocked down at Rs. 15 per acre. The purchaser of the land bordering upon the jungle, and its acquisition was, therefore, a great object to him. The grants of waste land in the Khyrabad Division are numerous, and more were lately made, several of them to European applicants. In one District no fewer than 21 Europeans acquired or are about to acquire lands. Some native grantees greatly exerted themselves in bringing their grants under cultivation, particularly Rajah Gunga Singh of Bhoor, and Fuzl Russool, a Talookdar of the Hurdni District.

Surveys.—The whole of the Durriabad District, one Tehseel of Lucknow, and one of Hurdni, were demarcated, making in all 2,187 square miles, divided into 2,572 estates, for each of which a separate map was prepared. The average cost per square mile is Rs. 29-3-5, considerably in excess of the previous year, when it was only Rs. 20-1-11. The actual out-turn of acre as surveyed in 1860-61 was

Villages. Square Miles.

Oonao	...	800	926	By Colonel Vanrenen's party.
Pertabghur		1,450	1,046	By Captain Anderson's party.

During 1861-62 Colonel Vanrenen completed the survey of the Oonao District, and nearly one-half of Lucknow, comprising in all 1,070 villages, with an estimated area of 951 square miles. Captain Anderson completed the District of Pertabghur and surveyed about two-thirds of Roy Bareilly, making the total work for the season 1,378 villages with an area of 1,228 square miles, being an increase of nearly 20 per cent. over the work of the previous year.

Conservancy.—The receipts were Rs. 5,01,687, of which Rs. 1,60,352 were devoted to Police and Rs. 2,59,479 to local improvements. Measures were in progress some time for the establishment of an Asylum for indigent Europeans.

Dispensaries.—The total number of patients treated was 53,700, of whom 2,789 were in-door and 50,911 out-door patients; of these 34,469 were cured, 3,795 were relieved, 185 incurable, 342 died, 13,523 result not known, and 1,389 remaining. The receipts were Rs. 55,887 and the expenditure Rs. 32,677. Dr. Whishaw at Fyzabad and Dr. Bensley at Baraitch bear testimony to the extraordinary efficacy of bin iodide of mercury as a cure for Goitre. Though the application is a very painful one, and had in many cases to be repeated, the success of the treatment attracted large numbers of those affected with this unsightly appendage, and no fewer than 2,758 persons came for treatment to Baraitch alone. The progress in vaccination was generally unsatisfactory. The people have a strong prejudice against it.

THE ADMINISTRATION OF BRITISH BURMAH.

1861-62.

On the last day of January 1862, the three maritime Provinces of India beyond the Ganges, which had been conquered from the Burmese Empire, were united under one local administration, and called British Burmah. These Provinces comprised the ancient kingdoms of Pegu and Arakan, with the long line of sea coast known as Tenasserim. The two last of these were acquired, by treaty, after the war of 1825-26. Pegu was occupied and retained consequent on the war of 1852.

Physical Description.—The province of British Burmah lies along the eastern shore of the Bay of Bengal, extending from the mouth of the Naf Estuary, in about 20° 50' north latitude, to the Pak-chan river, in about 10° 50'. It possess a direct line of sea coast, of not less than nine hundred English miles, and a total area of ninety thousand square miles. Each division possesses one principal sea port, that is to say; Tenasserim, has Maulmain; Pegu, Rangoon; and Arakan, Akyab. The first and last mentioned have risen entirely under British Rule. Rangoon was founded by Alompra, the Burmese conqueror of Pegu. Arakan, the most northern division of the Province, is

separated to the eastward from Pegu and Upper Burmah by a range of mountains, which attains, at its greatest elevation, about seven thousand feet. The range runs nearly parallel with the line of sea coast, and gradually lowers towards the south. The northern portion of the country has a large area of alluvial soil in the lower course of the river Kuladan, and its numerous affluents. The breadth of the land there, from the sea-shore to the water-shed mountains, is from eighty to ninety miles. A large portion of the country is hilly, covered with forest, and difficult of access. The water-shed range, separating Arakan from Pegu, extends southerly, and between that range and the sea-shore, for a length of nearly two hundred miles, as far as a point of land near Cape Negrais, the country is a mere narrow strip of land. For the last hundred and fifty miles, the hills seldom exceed five hundred feet elevation. That portion of Arakan was united with Pegu, when the latter was occupied by the British. Pegu and Martaban lie in the valleys of the Irrawaddy and Sittang rivers. These vallies, bounded east and west by mountain ranges, are narrow in the upper portions, but expand at the delta of the Irrawaddy into a magnificent alluvial region, penetrated by a vast number of tidal creeks, and extending over ten thousand square miles. Northern Tenasserim is bounded, to the west, by the last hundred miles of the course of the great river Salween. This river without a delta and with passless rapids, one hundred miles from its mouth, which bar the ascent of boats to Central Asia, is joined at Maulmain by two streams which facilitate communication with the interior. The breadth of land from the sea-shore at the mouth of the Salween, to the central mountain range which divides the province to the eastward from Siam, is about eighty miles. This space is gradually narrowed to forty miles at the southern extremity in $10^{\circ} 15'$ of north latitude. There is no river of importance southward of the mouth of the Salween. The interior of the country is a wilderness of hills thickly wooded, running in a general north and south direction with long narrow valleys.

The People belong to various branches of the Indo-Chinese family. They probably have come down, at a remote period, from the plateau of Central Asia by the courses of the Salween and of the eastern affluents of the Irrawaddy. The most advanced race is the Burmese, which at the period of the British conquest possessed the ruling power over the whole country. The Arakanese are of the same race as the Burmese, have the same name and speak the same tongue, but have been isolated for many generations, by their geographical position. Hence they have local peculiarities of physiognomy and speech. The other tribes are

the Mon or Talain, the ancient people of Pegu ; also the Karen, Khyeng, Kamee, and other mountain races. These tribes all have a general resemblance to each other, and as their dialects differ, the Burmese language, which is the mother tongue of three-fourths of the people, serves as a means of communication. The social condition of the people, throughout the three divisions, is generally similar. Every where in the plains the occupied land is an allodial possession. The estates, on the average, do not exceed eight to ten acres. The agriculture is rude, but the fertility of the soil is exuberant. There is only one grain crop in the year, and one cereal, rice, is cultivated almost exclusively. The laws of inheritance and of marriage ; the religious faith and the superstitious practices ; the traditions, the feelings, the sympathies and the prejudices, are generally alike among the people in the plains. But the hill tribes have not been won over to Buddhism. They have no idols and no priesthood. They still retain the ancient worship of the deities of the woods, the hills and the streams. Their languages are unwritten. Many of them are gradually settling in the plains, as the Karens commenced doing ages ago. All the tribes, as a general characteristic, in the ordinary affairs of life, are frank, truthful and hospitable. They have plenty of food and clothing, with reference to the climate. Whether in the hills or plains, the houses of the peasantry, built of bamboo, have the floors raised on platforms and are never placed on the ground. On the hills, the people practice the barbarous mode of tillage, called *toungya*, which consists in clearing a fresh patch of forest each season, and burning the timber on the ground. They change their village sites at uncertain intervals as the soil of the surrounding country becomes exhausted. While such wandering habits last, their condition cannot be materially improved. The remoter hill tribes are still in a savage state of isolation and independence ; save in the district of Toungoo, where the ameliorating influence of education and Christianity has wrought an entire change. Even the wilder among the hill tribes, however, grow cotton and weave cloth of strong texture and various colors.

Settlers.—At the principal sea ports, Europeans and Foreign Asiatics have settled in considerable numbers. Their knowledge, enterprize and capital have opened out markets for the timber, the rice, the petroleum and other products of the country, which could not have been accomplished under the native government. The people generally, since the British conquest, have acquired a considerable amount of personal property. The small landed proprietors are independent and prosperous. The high rate of

wages for a common day labourer, from six to eight annas a day—nine pence to a shilling—shows that the condition of the labouring classes is comfortable. Yet, among the Burmese and other indigenous people, there is no class that can be called wealthy.

Statistics:—
Statement of the Area, Population, Cultivation, and Revenue of British Burmah for 1861-62.

1	2	3	4	5	6	7	8	9	10	11	12
DIVISION	Area in square miles.	Population No. of souls.	No. of townships.	Area of Cultivation.	Land Revenue.	Capitation Tax.	Customs, including fines, contributions, &c.	Fisheries.	Alkaree including Opium.	Miscellaneous Taxes and Receipts.	Grand Total of Revenue.
				Acres.	Rupees.	Rupees.	Rupees.	Rupees.	Rupees.	Rupees.	Rupees.
Pegu,	34290	1150189	66	907561	1398353	1192044	1568750	419993	313663	977425	5870238
Tenasserim,	38000	371402	31	301415	625361	220507	136370	86575	343263	651857	1963933
Arakan,	17780	376306	10	399132	732096	320434	559961	133189	246857	1793487
Total,	90070	1897897	107	1608108	2656710	1733035	2065081	500568	790115	1876189	9627649

JUDICIAL.—Civil.—In 1861 there were 21,990 appeals and original suits and 11,627 miscellaneous suits against 33,494 and 16,370 in 1860. The decrease was owing to the Stamp Act. Of 1,314 decisions passed by the Deputy Commissioners of the eleven districts into which British Burmah is divided, only 62, or 5 per cent. were appealed against, and in a large majority of these appeals the original decree was confirmed. The number of appeals from the subordinate Courts to the Deputy Commissioners in like manner bears a very small ratio to the number of decisions, and in these the decree of the Court below was more frequently confirmed than modified or reversed.

Criminal.—In 1861 there were brought to trial 25,695 persons; of these 16,039 were convicted, and 9,355 acquitted, 86 died, escaped or were transferred, and 215 awaited trial, or were committed to the Sessions. There were 67 per cent. of convictions to arrests. The amount of property stolen was Rs. 2,16,346, of which Rs. 52,909 were recovered or 24 per cent. 21,586 witnesses were examined, of whom 17,358, or four-fifths were not detained more than one day. Of 216 committed to the Sessions, 160 were convicted and 42 acquitted. Only 123 sentences passed by Deputy Commissioners were appealed against, 82 were confirmed and 38 modified or reversed.

Police.—Early in the year 1861 the organization of the Police in Pegu, on the plan recommended by the Police Commission which was subsequently embodied in Act V. of 1861, was commenced. The duty was entrusted to Captain H. Duncan as Inspector General. He began with the district of Prome, which, from being a border district, liable to the attacks of banditi from the Burmese territory, required early attention. The Police is composed mainly of Burmese, who are the only men fit for service on the frontier and in the interior. In the sea port towns and cantonments natives of India are chiefly employed, as being more likely to understand those with whom they are brought in contact. The village Police were reduced in number. By the end of August, the work was accomplished in Pegu and the Inspector General proceeded to carry out the same plan in Tenasserim. The north-eastern portion of that division where only a river forms the boundary with the Shan States subject to Siam, required careful attention. By the end of the year, the work of that part and down the long line of coast to the southward was accomplished. The Constabulary were not introduced into Arakan till the middle of 1862. Excluding it there was a force of 4,400 men of all ranks in the regular Police; 217 boatmen and 670 village Police. There were 14,739 crimes committed against 17,124 in 1860, and of these 67 were of

the worst class against 78. This is a very large number to occur in a population of about a million and three quarters of souls. But it must be remembered that the majority of the worst crimes were perpetrated by armed bodies who crossed into British Territory to plunder. The sums raised for Municipal objects, including Police, in each division during the year, were as follows :—

Pegu,	Rs. 92,414
Tenasserim,	37,370
	<hr/>
Total,	Rs. 129,784

Jails.—There were 13 jails at the beginning of the year but 2 were abolished. The average daily number of prisoners was 4,948, of whom $6\frac{2}{3}$ per cent. died, 131 escaped and 92 were recaptured. The cost per prisoner varied from Rs. 48 in Arakan to Rs. 74 in Tenasserim and 76 in Pegu. Owing to the high price of common labor in British Burmah, it is generally more profitable to employ the convicts outside than inside the Jail walls. The gross financial results of the year, exclusive of the two small jails of which the returns are wanting, were as follows :—

Gross cost of maintenance,	Rs. 2,76,564
Value of labor,	2,52,948
	<hr/>
Balance against Jails,	Rs. 23,616

The average daily number of Prisoners in the Jails was 4,948, the average annual cost per prisoner, therefore, is only Rs. 55-14-3. At Rangoon and Maulmain the great majority of the laboring prisoners were employed by the Public Works Department. The value of the labor performed by them was estimated by that Department as follows :—

Rangoon,	Rs. 35,408
Maulmain,	71,156
	<hr/>
Total	Rs. 1,06,564

Orders were received for all transported convicts at Maulmain to be transferred to the Andaman Islands.

REVENUE.—The year was prosperous :—

	1860-61.	1861-62.
	Rupees.	Rupees.
1 Land,	2614152	2656710
2 Capitation,	1460519	1733035
3 Fisheries,	477055	506568
4 Salt,	95830	73704
5 Forest Produce,	6893	9073
6 Excise,	843608	790115
7 Sea Customs,	1186192	1433312
8 Inland Customs,	578971	631769
9 Port dues and Marine receipts,	190523	285863
10 Timber,	546842	684297
11 Fines and Fees,	174493	147362
12 Unclaimed property,	9517	5789
13 Postage Stamps,	40875	40793
14 Stamps in Civil Suits,	5224	242591
15 Income Tax,	214311	333997
16 Karen Chiefs tribute,	3874	3874
17 Miscellaneous,	30997	48886
Total, ..	8620925	9627648

Land to the amount of Rupees 17,097 was sold in the Town of Rangoon; Rupees 466 in Bassein; Rupees 3,884 in Maulmain; Rupees 98 in Mergui; Rupees 478 in Akyab. These sums are not included in the regular Revenue. The following was the demand for local taxes:—

	1860-61.	1861-62.
	Rupees.	Rupees.
Municipal,	130269	129784
Bazaars,	79614	67768
Ferries,	17638	19583
Rent on Town Lots,	63323	56978
Cattle Pound Fund,	4915	4804
Convict Labor Fund,	160855	10700
Record Fund,	24
Talabana Fund,	484
Total,...	456644	290065

Land.—The Land Revenue is mainly dependent upon the export of grain. The quantity sent away from each Division, is shewn as follows :—

Pegu,	2,16,144 Tons.
Tenasserim,	30,705 „
Arakan,	1,06,930 „
			Total, ... 3,53,679 Tons.

The operations of the settlement extended over country containing 9,400 square miles within which area 1,31,000 acres were assessed. The result of the revision of previous rates per acre was that on 687 quengs the rates per acre were increased; on 132 quengs the rates were decreased, and the rates on 278 acres remained unaltered. The net increase of annual assessment in consequence of the season's operations will be Rs. 35,800. With reference to leases or a settlement of land revenue for ten years, the year's operations cannot be termed successful. The inhabitants of forty village tracts representing 7,600 cultivated acres of land paying annually Rs. 14,800 to Government accepted leases; fifteen separate cultivators possessing 19½ acres paying annually Rs 312 also took leases. But that is a small proportion of the whole area visited and assessed. The prejudice or opposition to the leases still continued strong in the Rangoon District. In that of Bassein the cultivators were found less determined in their opposition.

Capitation Tax.—The rate of capitation tax was increased twenty-five per cent. in Pegu and Tenasserim in consideration of the license and tobacco taxes not being imposed, and also on account of the income tax not being extended beyond the chief towns. In Pegu the rate is Rs. 5 per annum for a married family.

Customs.—The duty realized on account of sea customs, including fines and confiscations, was £144,500. The total value of the trade for the year by sea was as follows :—

Imports,	Rs. 2,62,55,849
Exports,	„ 2,88,56,079
			Total ... Rs. 5,51,11,928

Or £5,511,193

Inland customs exist only in the Pegu division. In the year under review there was a fair increase arising from the augmented export of salt, salted fish, and grain. The total amount collected was £61,900.

Timber.—The sum collected on this account at Maulmain during the year, amounted to Rs. 2,87,412. This large amount arises from the vast quantity of Foreign Teak Timber brought down, amounting to 106,432 logs. No waste land under Lord Canning's Rules was sold.

EDUCATION.—In Pegu and Tenasserim the work is almost entirely conducted by missionaries. In Arakan there are two Government schools. On the whole, the means for giving a sound education to the masses of the people of British Burmah, are, as compared with the numbers, not inadequate. There is ample scope for the beneficial extension of grants-in-aid from Government, to the schools maintained by the several Missions in the Province, and such aid will probably lead to more schools being established. There are no existing means for carrying out a general plan of vernacular education in the interior by direct Government agency, and the best substitute for such a plan will be that of supporting the village schools already established by missionaries, in which a sound elementary education is imparted. The Karens contributed liberally to schools.

PUBLIC WORKS.—The total imperial outlay during the year, on Public Works, including an advance of Rs. 94,056 made to local funds, was Rs. 14,16,354, in addition to which, Rs. 34,954 were defrayed from Local resources; and convict labor was given to the value of Rs. 75,096, forming an aggregate of Rs. 15,26,404. The Budget cash allotment for Pegu was eleven and half lakhs of Rupees, of which Rs. 11,48,855 were drawn, and for Tenasserim, two and a quarter lakhs, of which only Rs. 1,72,200 were required, owing to reductions effected. The cost of establishments in the P. W. Department was Rs. 2,29,367 or 15 per cent. on the total expenditure, or nearly 17½ per cent. on the net expenditure. In British Burmah, almost the only persons who use the Post Office are the foreign residents, that is, Europeans and Indians. The receipts are slowly increasing.

MARINE.—The sum of Rs. 1,99,572 was spent on the Irrawaddy Flotilla and Dockyard, but the earnings are estimated at Rs. 2,29,547.

FINANCIAL.—The total amount of demand for imperial revenue in the Province of British Burmah on account of 1861-62 amounted in round numbers to £962,700. The civil expenditure was in round numbers £400,000 and Military £340,000, Public Works £160,250. This leaves about six and a quarter lakhs of Rupees for the expenditure on the Electric Telegraph, the Post Office, the Geological Survey, the mail steamers, and the steamers employed in the relief of troops.

POLITICAL.—The Karennee States had the usual petty disturbances among themselves. The Shan States, tributary to Siam, continued to show a friendly desire to suppress robbery and cattle stealing on the border.

MILITARY.—The strength of the regular troops, European and Native, now in British Burmah, amounts to 2,232 of the former, and 3,305 of the latter; or a total of 5,537, not including officers. The force is larger than it will be eventually, as the death vacancies in the Pegu Sapper Battalion will not be filled up, and the battalion will be replaced by a regiment of Native Infantry one-third less in number. The strength of the regular troops in the Pegu Division, at the close of the year 1860, was 2,373 Europeans, and 9,405 Natives, or a total of 11,778 not including officers. The Pegu Light Infantry was broken up, and the Arakan Battalion is now in course of being disbanded. Consequent on these reductions, the Fort of Meaday, on the left bank of the Irrawaddy and six miles from the frontier, was abandoned.

POPULATION.—A census is taken yearly when the rolls for the Capitation tax are made out. The various races in the country are as follows :—

	PEGU.	TENASSERIM.	ARAKAN.	TOTAL.
1. Europeans and their descendants, ...	1,252	1,146	164	2,562
2. Burmese including Arakanese and Talcings,	880,264	211,594	301,329	1,393,157
3. Karens, ...	184,006	100,358	62	284,426
4. Shans and Toun-thoos,...	24,892	18,144	3,892	46,928
5. Chinese, ...	2,001	8,118	135	10,245
6. Khyengs, ...	16,647	20,183	36,830
7. Indians, ...	17,907	26,841	73,479
8. Mahomedans of Burmah,	28,731	19,343	19,343
9. All Races not included above, ...	17,220	3,311	4,357	24,888
Total, ...	1,150,189	371,402	376,306	1,897,897

In addition to the Karens herein entered there are mountaineers of that race in the District of Toungoo numbering 62,326 souls. The numbers of both sexes were as follows :—

Men,	574,178
Women,	552,666
Boys,	404,733
Girls,	366,320
Total,				1,897,897

These returns do not include the population within the Military Cantonments.

Agriculture.—Dr. Brandis continued the experimental cultivation of cotton. The seed used was of two kinds, New Orleans and Sea Island both raised in Pegu. The first yielded 120 lbs. of cleaned cotton per acre, the second being longer in arriving at maturity was withered by the heat of the early summer sun, and produced very little. The New Orleans variety appears well suited to the climate, but to induce Burmese peasants to cultivate it, is an object rather to be hoped for than expected. The Rungpore variety of tobacco was successfully introduced into Pegu. A tea plantation was commenced in the district of Akyab by Mr. A. L. McMillan.

Forests.—The teak forests of Pegu and Tenasserim are arranged in three grand divisions marked out by the courses of the main rivers and their tributaries. Each grand division is placed under the control of a deputy superintendent, and is subdivided into sections which form convenient groups for working and watching the tracts where the trees grow. In 1860 not less than 11,714 logs were brought down by the permit-holders. But in the past year only 2,105. The permit-holders in the Sitang division brought down 6,748 logs. Rupees 61,465 were derived from permit-fees. The total yield, of teak timber by the forests during the year, was :—

NUMBER OF LOGS.

By Contractor and the Forest Department,	...	20,436
By Permit-Holders,	∴	9,236
Total, ...		29,672

The whole, of these logs, were delivered at the timber depots. Not less than 96,266 logs of teak were brought from foreign States down the Salween river. Down the Irrawaddy and Sitang river 9,879 logs were brought. The expenditure was :—

Rupees.			
Works,	1,86,614
Maintenance,	62,778
Establishment,	82,942
Total,			3,22,334

This sum is the bonâ fide Forest expenditure. In the timber revenue department at Maulmain Rs. 13,000 were expended in establishments which, added to the above sum, makes Rupees 3,35,33½. The amount realised was Rs. 3,96,885, thus showing a profit of Rs. 74,000. But a good deal of this expense was incurred on account of timber not yet brought into account, and the department had on hand fifty-four elephants of which twelve were purchased during the year. To the above sum realized on account of the forests, has been added the sum of Rs. 2,87,412, collected on account of timber revenue at Maulmain, and the total will be Rs. 6,84,297. The department sold 14,912 logs at one-third less than the previous year.

Topographical Survey of Pegu.—The Superintendent was engaged in surveying a portion of the Yoma or central range of hills for about fifty miles to the north of Rangoon, and afterwards in surveying the lower portion of the chain of the Arakan hills, forming part of the Bassein District, and lying between the 16th and 17½ degrees of north latitude. The field work done during the year comprised 87 miles of traverse, 37 of river triangulation, 185 of river survey, 407 of detached linear survey and an area of about 4,000 square miles. The cost was Rs. 17,726 during the year exclusive of the military pay of the superintendent giving for the year an average of Rs. 4-6-0 per square mile. The survey will be completed in May 1864. There was a partial survey in the Amherst district of Tenasserim. Since 1857 a thousand square miles have been surveyed. In Arakan the district of Akyab has had its survey completed, and those of Ramree and Sandoway remain to be surveyed.

Vaccination.—The results were 1,630 successful cases out of 1,970. The Burmese do not place much reliance on vaccination as a protection against small-pox. Inoculation is extensively practised by Burmese medicine men.

Dispensaries.—In Pegu there is one at Rangoon and one at Thayet-myo. In the former 1,118 out and 230 in-patients were treated, in the latter 690 out and 70 in-patients. In the Maulmain General Hospital 382 Europeans and 766 Asiatics were admitted; not less than 5,944 out-door patients were treated. The hospitals and dispensaries maintained in Arakan are a general and seamen's hospital at Akyab, and charitable dispensaries in connection with the usual Civil Hospitals. The seamen's hospital at Akyab is supported by a monthly donation from Government of Rupees 327, and an allowance from the port fund of Rs. 120. The patients also pay. The hospital does not appear to be of that degree of use to seamen resorting to Akyab which the amount of expenditure would lead us to ex-

pect. During the past year only thirty-seven patients were admitted. At the dispensary at Akyab 276 in-door patients were treated and 1,980 out-door; at Kyouk-Phyoo 239 in-door, and 299 out-door. There is nominally a dispensary at Sandoway, but being within the jail enclosure few patients resort thereto.

MISCELLANEOUS.—Mr. W. T. Blandford geologically surveyed that part of the district of Bassein which lies between the Bassein river and the mountains of Arakan. The rocks are described as "beds of sand stone, shale, and occasionally of limestone, belonging to the nummulitic series." Limestone was found at several localities. The most important lie to the south of the town of Bassein, and of these the richest is near the village of Thamaudewa. The rock is described as "inexhaustible, the quality good, and access thereto easy. No traces of petroleum were met with. Strings of lignite of small thickness and trifling extent occasionally occur. In the Cantonment Garden of Rangoon 150 soldiers of the sixty-eighth Light Infantry worked at plots within the portion of the ground allotted to a kitchen garden. They raised during the season, very short in the latitude of Rangoon, not less than 41,000 lbs. of vegetables.

ADMINISTRATION OF MYSORE.

1861-62.

Civil Justice.—The total number of suits filed was 16,272, being 3,287 in excess of the previous year. This number, together with those which remained on the file at the commencement of the year, left a total of 16,920 to be disposed of. Of these 15,973 were actually decided, making 2,996 cases in excess of the number adjudicated during the year 1860-61. The proportion of suits for landed and personal property scarcely varied from that of the preceding year, being 5·1 per cent. in the former case, and 9·9 per cent. in the latter. Of the aggregate number of cases decided 1,016 were adjusted in the Courts of the Huzoor Adawlut, Superintendent, and Suddur and District Moonsiffs. The remaining portion, viz. 14,951, were decided in the Talook, Cazeer, and Pundits' Courts—of these 6,096 were suits under 20 Rupees each, and were disposed of summarily. The value of the property litigated was Rupees 16,76,886, averaging 105 Rupees per suit. The amount awarded to Plaintiffs was Rupees 10,37,829 against Rupees 6,39,057 wholly or partially disallowed, the latter forming an average of 38 per cent. on the sums prose-

cuted for. The suits which occupied one year and upwards bore a proportion of 0·5 per cent, to the whole number decided in 1860-61. In this year they averaged only 0·1 per cent, which is satisfactory. The percentage of appeals made in suits open to appeal was 16·4 per cent. in the year 1860-61. In the past year it came down to 11·3 per cent., 9,877 being the number of suits open to appeal, while the actual appeals made were 1,121. The number of appeals, as compared with the preceding year, also exhibits a decrease of 229 cases. At the close of the official year only seven individuals were confined in the several jails in the Mysore Territory.

Criminal Justice.—There were 15,355 cases of which 15,104 were disposed of. This is an increase of 281 cases on the previous year, chiefly in petty crime. The following classification shows the state of the Criminal file :—

Crimes against the person	308
" property	3,435
Miscellaneous offences	1,017
Petty cases	10,595
				<hr/>
			Total	15,355

Computing the population of the Mysore Territory at 3,899,707 it would give a proportion of one offence to 254 persons, or, deducting the petty offences, one offence to 819 persons. Were it not for the large number of petty offences, the above, it is believed, would present a remarkable contrast in comparison with other Provinces. The following scale will show the description of punishment awarded to Criminals who were convicted :—

Fined on an average 1·4	16,693
Flogged and released	267
Banished the Jurisdiction	7
Dismissed the service	57
Imprisoned for less than one month	2,075
Imprisoned from one month to 13 years	1,188
Suffered capital punishment	11
Transported for life	4
				<hr/>
			Total	20,302

The amount of fines realised was Rs. 20,894-3-7. The value of the stolen property, as alleged by the complainants, was stated at Rs. 68,798-9-5 ; of this amount Rs. 32,755-1-1 were recovered, and Rs. 2,189 6 1 was realised towards the indemnification of the sufferers by the sale of the confiscated property of the parties convicted, making a total of Rs. 34,944-7-2. Mr. Saunders, the Judicial Commissioner, reported that the intro-

duction of a fixed Code of Criminal Procedure and of Law is likely to be fraught with the greatest advantages, and to lead to the amelioration of the practical working of the Courts of Justice in Mysore.

Jails.—At the end of the year out of 1,666 prisoners in the several jails, 1,421 were under sentence. The average number of convicts on the 1st of each month was 1,374, of whom 817 performed labor in the jails, and 557 in road-gangs. The mortality in the jails and road-gangs averaged 6·1 per cent. The expense incurred was Rs. 85,672, or Rs. 4,094 more than in the preceding year. The number of casualties by suicide and accident amount to 1,122, or 146 less than in the previous year. The number of persons killed and wounded by wild beasts was 33 less, and the number of wild beasts killed 26 more than in the year 1860-61.

Education.—A Normal School was established. The Bangalore High School continued during the year to increase in numbers and efficiency. The Educational Reports from the Inspectors, and those received from incidental sources, indicate a very healthy state of things in the Provincial Schools, both in Mysore and Coorg. New school premises were erected in Hassan and Hoonsoor, two important and populous stations. The total number of youths receiving instruction in the schools supported by and receiving aid from Government was 1,749. Of these 532 were taught up to the University Entrance standard, but all studied the English language to a greater or less extent. Of the above number 1,094 were Hindoos, 278 Mahomedans, and 377 other classes. The average daily attendance in all the schools was 1,399. The total amount of receipts from Government and from fees, &c. for the past year was Rs. 51,981-15-3; and the expenditure Rs. 50,012-10-7. The annual cost of educating each pupil in the Government superior and inferior schools averaged Rs. 47-9-0, the cost to Government being Rs. 44-11-3. In private inferior schools the cost was Rs. 16-5-9, with an additional cost to Government of Rs. 10-4-0.

Revenue.—That high prices tended to ensure almost universal prosperity among the cultivating classes may safely be inferred, when it is mentioned that in a Ryotwar Territory like Mysore distraint is becoming almost unknown. The Butai, or division of crop system, which has been abandoned in all British Provinces, still exists in Mysore. It is in course of being gradually and steadily modified; but without a Revenue Survey it would be a serious matter to convert Butai into assessed lands. The conditions of this tenure are that Government is to have

half the crop and the ryots the other half; but every honest native in the country, when questioned, unhesitatingly admits that this is not the true division of the harvest, and that one-third to the Government, the same to the ryot, and the remaining third to the Village, Talook and other public servants, is a far more accurate definition of the allotment. Superintendents were requested to discourage any extension of the system. The need of a survey is most felt in the coffee country. The amount of the Coffee Halut for the past year was rather more than Rupees 68,000, which is a falling off of nearly 9,000 Rupees from the revenue of the previous year. It can only be inferred that smuggling is on the increase, for the number of additional gardens that came into bearing ought to have far more than counterbalanced the shortness of the crop in a few Talooks. The number of gardens in Mysore approximates 10,000, and taking the quantity that paid duty as a basis of calculation, the average produce of each garden was only 25 maunds, or rather less than the quantity which can be obtained from one well cultivated acre. The Jumabundy of the year was Rupees 1,00,96,816-10-8, an amount of actual revenue never previously reached. With the exception of Mohaturfa, every important item increased. The principal heads of revenue for the past year were :—

1861-62.

	Rs.	As.	P.
1. Wet land	22,95,617	10	1
2. Dry land	27,98,420	5	4
3. Garden land	10,62,907	1	1
4. Enam villages	3,39,698	15	10
5. Halut, or excise on Coffee, Betel-nut, Pepper, Cardamoms	6,21,571	2	8
6. Sayer, or excise on 20 other articles	4,90,743	0	3
7. Excise on Tobacco	1,29,729	5	1
8. Abkarry	10,48,225	5	8
9. Mohaturfa, including plough tax	4,37,896	2	4
10. Productive groves	1,05,127	1	1
11. Sandalwood	2,26,374	3	10
12. Forest timber	84,595	7	5
13. Farms and Licenses	1,14,129	1	2
14. Miscellaneous	3,41,781	7	10
Total	1,00,96,816	10	8

The actual Land Revenue of the Province for the past year was rather more than 65½ lakhs, being an increase of about 3 lakhs on the revenue derived from land in the previous year,

and nearly 2½ lakhs of this increase was on account of land taken up on permanent assessment by the Ryots. When 537 heads of *Sayer* taxation existed in 1833 and 1834, the realizations from the *Sayer* scarcely exceeded 6 lakhs; whereas now, in the second year of a revision which reduced the number of articles on which excise is paid to no more than twenty-five, the amount of revenue nearly doubled, the actual sum being Rupees 11,73,929-12-9. *The Abkary net* revenue was Rs. 9,07,412-8-2, an increase of Rs. 54,267. The revenue from *Stamps* increased by upwards of Rupees 10,000, the amount realized in 1860-61 being only Rupees 9,573-10-2 as compared with Rupees 19,978-10-1 last year. The quantity of earth *salt* manufacture, was greater than usual, as the revenue from this source rose to Rs. 14,486-10-4, as compared with Rupees 10,216-10-8 of the previous year. *Opium* yielded Rs. 12,479-11-8. The subsidy of 24½ lakhs, and the rental of Seringapatam, half a lakh, were duly paid. His Highness the Rajah's stipend, above 15 lakhs, balance of 1860-61 inclusive, was adjusted in full, and a surplus of more than 10 lakhs was placed in deposit.

Public Works.—In every Executive Engineer's Circle throughout the territory important Roads, either Imperial or Provincial, were completed, or were in progress. The chief lines were from Bangalore to Cuddapah, from Mysore to Manantoddy, from Mysore to Cannanore, *vid* Periapatam and the Bhoond Ghat. The branch Railway to Bangalore from the junction at Jalrapett, on the Madras and Beypore line, progressed. Several works of irrigation were carried out. The great project intended to provide for the drainage of the Cantonment of Bangalore was nearly completed. The labor, or Khalihat Corps, was reorganized and placed on a better footing.

				Rupees.
New Works	3,69,111
Repairs	4,12,527
Permanent Establishment	1,98,311
				9,79,949
Total	9,79,949

Financial.—

			Rs.	As.	P.
Revenue of 1861-62	1,00,96,816	10	8
Collections of ditto	1,00,30,308	2	1
Net balance on hand on the 30th April 1862			95,87,113	10	9
Expenditure of 1861-62, Public Works inclusive	90,71,899	1	3
Surplus of the past year	10,48,622	9	6


The increased expenditure of the Public Works Department

last year, was Rs. 4,72,000. The net balance in the Treasury on the last day of the year was nearly 96 lakhs. The fixed stipend of His Highness, amounting to Rs. 3,50,000, was paid and his fifth share of the net revenue amounting to Rs. 10,74,742-11-3, was placed to His Highness's credit. The grand total of his income for the past year was Rs. 14,24,742-14-3. The regular subsidy of 24½ lakhs payable by the Mysore State on account of the Military force maintained by Her Majesty's Government within the Mysore Territories, was adjusted by monthly instalments.

Political.—His Highness, at the time of Sir Mark Cubbon's departure, advanced a claim for the restoration of the administration of the Territory to his own exclusive control; but the late Governor General, prior to his relinquishment of office, declined to accede to His Highness's request.

Military.—The Mysore local force consisted of 3,252 Horse and 2,097 Foot. The population is estimated, as nearly as possible, at 4,000,000, the actual number according to the census accounts being 3,899,707 as compared with 3,864,676 for the previous year.

The Province was generally healthy throughout. There was no emigration. A considerable extent of land was in anticipation told off by the Mysore Ryots for Cotton cultivation, and Mr. Davis, who was appointed to supply seed and construct gins on part of Government, considers the Ryots to be very keen on the subject of Cotton. The increase in the number of Coffee Gardens was rapid, 1,08,000 maunds of iron ore were smelted. The number of individuals vaccinated was 95,640, and the number of successful cases was only 4,481. The total number of patients treated in the several Hospitals and Dispensaries maintained by the Mysore Government amounted to 24,000. In the Cantonment Civil Hospital the percentage of deaths on the number of in-patients rose to 12. The total cost of the establishment for the treatment of 24,000 patients, and for the vaccination of nearly 96,000 individuals, was Rs. 64,739-4-8. Mr. Bowring concludes. "I could have wished that Mr. Saunders, to whom is due the credit of what has been achieved during the year, should have himself submitted this Report, more especially as I did not assume charge of the office of Commissioner till the 20th of April. But as it has devolved upon me to place before the Government the foregoing statement of the prosperous condition of the country, I beg to bring prominently to notice the efficient manner in which Mr. Saunders conducted the administration during the past year."



THE
ANNALS
OF
INDIAN ADMINISTRATION.

JUNE, 1863.

CONTENTS OF PART II. VOL. VII.

IMPERIAL.					
		<i>Page.</i>			<i>Page.</i>
Administration of Coorg,			Road to Mahableshwur and Munnur Dew,		210
1861-62,	123	Project for Reclaiming Land at Bombay,	241
Finance, 1861-62,	128	Prisons, 1861,	212
Railway Accidents, 1861,	269	Jagheer Holdings in Sind,	211
BENGAL.			NORTH-WESTERN PROVINCES.		
Calcutta Court of Small Causes, 1861-62,	136	Education, 1861-62,	177
Public Instruction, 1860-61,	138	Administration, 1861-62,	185
1861-62,	142	Prisons, 1859,	195
Disturbances in the Cossya Hills, 1862,	251	1860,	196
MADRAS.			1861,	198
External Commerce, 1861-62,	151	Tea Plantations and Dehra Doon Irrigation, 1862,	202
Land Revenue, 1860-61,	161	Agra Medical School, 1861-62,	204
Court of Small Causes, 1862,	168	Vaccination in Agra,	204
The Palmi Mountains,	169	Seharumpore Gardens, 1861,	205
The Shevaroy Hills,	171	Vaccination in Rohilcund &c., 1861-62,	206
Crime in the City of Madras, 1861,	173	Cotton Cultivation, 1861-62,	206
Forests, 1861-62,	266	System of Vaccination, 1862,	209
BOMBAY.			Cholera in Agra Prison,	214
Administration, 1861-62,	220	The Food of the inhabitants of Bijnour, 1862,	214
Cotton-Gin Factory at Dharwar,	236			

SERAMPORE:

PRINTED BY MARSHALL D'CRUZ.

1863.

9
a.s.a.



THE
ANNALS
or
INDIAN ADMINISTRATION.

ADMINISTRATION OF COORG

1861-62.

Civil Justice—There are four descriptions of Civil Courts in Coorg, viz., the Superintendent's Court, the Duryaft Cutcherry Court, and the Courts of Soubedats and Parputtigars; and one Cutwal having the power of a Parputtigar. The Superintendent's and the Duryaft Cutcherry Court may be considered the Superior Courts, and the remainder, viz., eight Soubedats' Courts, and 28 Parputtigars' Courts, as Small Cause Courts. There was, owing to the Stamp Act, considerable falling off in Civil work this year as compared with last year, viz., 674 original suits instituted in the year against 1,044 original suits filed the year previous, showing a total decrease of Civil business in all the Courts of 370 cases; 61 cases were pending at the close of the year. Of 715 cases, 637 were decided in favour of Plaintiff, 715 original suits were decided during the year, 163 appeal cases were filed against 274 appeal suits for the year previous, and 24 appeal cases remained pending. The number of appeals bears a proportion of near 22½ per cent. to the number of original suits decided during the same period, being an improvement over the preceding year, when the proportion of appeals was close upon 28 per cent. The average number of days occupied in the disposal of each original suit was 19, whilst the average last year was but 14. The value of property litigated was Rs. 67,850-8-9 against Rs. 41,000-0-0 the previous year. The average amount litigated in each case was Rs. 57-3-11 against Rs. 41-11-8. Of the above

the 715 cases decided, Rupees 47,111-15-7 was decreed to be due, and Rupees 6,186-9-1 or about 11½ per cent. was disallowed. The proportion of suits to population is about one to 17 persons.

Criminal Justice.—There were 70 criminal cases against 47 the previous year. The number of petty offences increased by 143 viz., 820 offences against 677 for the year previous. Assuming the total population of Coorg to be 118,352 souls, there was one heinous crime to 1,690, one petty offence to 144, or an average of one offence to 133. There was no organised crime. Two offenders were imprisoned for between 5 and 7 years, 9 for 2 years, 8 under 12 months, 8 under 6 months, and 20 under 3 months; 1,117 were fined and 2 dismissed.

Police.—The jummah ryots, 3,771 in number, in return for a light assessment, act as police. In all 80 prisoners were received into the Sudder Jail during the year, the daily average being 56. The year previous the daily average was 40 prisoners. The cost of each prisoner was Rs. 22-9-2 and of guarding him Rs 17-15-4.

Land Revenue.—The whole of the arable land of Coorg is divided into farms, averaging in extent, according to the nature of the land, from 25 and 70 butties to 1,500 butties of wet land, besides a large quantity of high land bearing no assessment, attached to the farms. It will be safe to estimate 2 acres for every 100 butties. Although all jummah ryots enjoy the privilege of claiming land to an indefinite extent upon the jummah tenure of 5 Rupees per 100 butties of wet land, they can only hold it upon those terms after being invested with the proprietary right to the soil by payment of a muzzur of Rupees 10 per every 100 butties. This is termed “muzzur kanakay,” and the amount has to be paid to Government in three yearly instalments, besides paying down a fee of 1 Rupee at the time called “guttee jummah” fee, guttee meaning a lump of earth. A Coorg cannot sell his fanna, nor even sub-let it, without the permission of the Circar, and then it can only be sub-let on warum tenure for a limited number of years, so that, excepting the permission to resign the farm to Government, a Coorg's property in his land may be considered unalienable. In former times several farms constituted one estate, cultivated by the several members of one large family, living under the same roof; but of late years instances occasionally occur of relations dividing the family property and taking separate farms. This, however, can only be done by the consent of all parties. The extent of land at present under wet cultivation is estimated at about 21,23,044 butties, assessed at Rupees 1,30,156-5-7, and about 3,15,658½ but-

ties is estimated as waste wet land ; but for want of water about a lakh of butties only is capable of being cultivated. The assessment on which would be about the sum of 10,000 Rupees. There are 18,921 occupied in tilling the soil, of whom 11,272 are directly so employed. They pay Rs. 1,45,045-12.9 or Rs. 12-13-10 each on an average. In a similar average made for one of the Hyderabad Assigned Districts, the total was Rupees 20-12-0, and the difference between the sum and Rupees 12-13-4 in some measure represents the difference of assessment, which is much lighter in Coorg.

The season was good. The price of Coffee alone rose 25 per cent. in value and of Cardamums 12½ per cent. The revenue under all heads was :—

	1860-61.			1861-62.			Increase.		
	Rs.	As.	P.	Rs.	As.	P.	Rs.	As.	P.
Land revenue	1,51,231	10	5	1,59,577	9	0	8,345	14	7
Extra sources of revenue...	1,32,426	1	3	1,92,651	0	10	60,224	15	7
Total ..	2,83,657	11	8	3,52,228	9	10	68,570	14	2

The Abkarry yielded Rs. 70,650. The climate and country favor the consumption of strong drink, and it is feared that drunkenness is on the increase, which it will require a strong hand to keep down. The manufacture and wholesale sale of the liquor is a Government monopoly, or under amanie management, which is better perhaps than farming the revenue, and thus making the contractors directly and pecuniarily interested in increased consumption, and sometimes in encouraging other vices and crimes growing out of drink.

Slavery.—Shortly after we assumed the government of the country we freed the predial and disposable slaves attached to the former Rajah's punnays, or estates. Some of them after emancipation took up lands on their own account, or two are now well-to-do cultivators, others accept of free laborers, whilst others, it is believed, through the agency of a converted Coorg and Doctor Moegling became settled down at Almanda in Coorg, where they fo

of an interesting rising Christian village. 4,000 slaves are left attached to private *vurgas* or farms. They are not termed slaves; but “*jummah aloo*,” *jummah* servants. The more sensible of the Coorgs understand their uncertain position as regards claiming ownership over these men. Their labor is precious, coffee planters are ready to hire or succour them, and other Coorgs are not unwilling to inveigle them away from their masters. The result is an increasing disposition to be kind to them.

Education—In 1856 Dr Moegling's School was established at Mercara and next year received a grant in-aid. It is most popular. It is used as a Normal School. There are no female scholars, except in private vernacular schools. The average attendance was 79 against 85 last year. In 24 Canarese and 1 Persian school there were 589 pupils. There are also about 21 private schools located in the principal towns and naads of the district, supported by the inhabitants, and the average attendance in these schools may be reckoned at from between 357 to 400 scholars daily. Mr L. Ricketts, who writes the report, says drunkenness is a prevailing and increasing vice among the Coorg population, and such is then present increasing material prosperity, ushered in since British rule, that it would appear to be a duty owing to them, to give them that education without which their increased comforts and comparative wealth promise to debase and prove a snare rather than an advantage to them.

Public Works—A road was under construction from Codlypett to Mercara. Mr. Mann made a fair bandy road of about nine miles in length leading to the Coorg Coffee Company's Estates, which the general public availed themselves of. This road opens out a large tract of country, where hitherto there has been no road whatever, and which if continued towards Soolca in the Canara district, as contemplated by Mr. Mann, will be a shorter cut by some 15 or 17 miles to the Port of Mangalore. The extension of the Madras Railway line to Beypoor as a natural consequence benefits Coorg, Mercara being about 168 miles distant from Beypoor, *via* Tellicherry and Calicut; and a traveller to Madras might also pick up rail; *via* Mysore, Chamrajnuggur, and the Hassanoor Ghaut, at the Avanashe station, in the Coimbatore District, distant about 182 miles from Mercara. This latter route, if open throughout, would not be the preferable one during the rains.

Finance.—The sum of Rs. 1,21,098-14-4 was spent against Rs. 1,13,647-7 last year. The results leave a sum of Rupees ~~Rs.~~ 77,450-11-6 in favor of receipts or actual surplus for the year

under report, whilst the surplus for the year previous was but Rupees 1,70,010-4-8.

Political.—At the former Rajah's palace in Nacknaad, the scene of barbarous atrocities shortly before the last Rajah's deposition, situated about 20 miles from Mercara, resides Neelamajee, daughter of Mullay Ursur of Hormulnaad, a distant relative of Dodda Veerajender, but whose family is now altogether extinct. An illegitimate grand daughter of Dodda Veerajender named Neelamma Neelamajee, after her conversion to Mahomedanism, became one of Tippoo Sultan's wives, and after the taking of Seringapatam by the British she came to reside at Nacknaad, and was supported by her relatives the then Rajahs. Since the deposition of Veerajender she has been maintained by a monthly pension from the British. Neelamajee must now be upwards of 90 years of age. In addition to Neelamajee, at Appagolla in Koinherry Naad, reside Davamajee and her husband Chennabassapah. Davamajee is the sister of the late deposed Rajah, and her husband, though a Lingayat, was formerly a Coorg, though of no particular family, and poor. In 1832 they sought the protection of Mr. Casamajor, Resident of Mysore. The Rajah demanded the restoration of the fugitives, the request was not complied with; they had revolting tales to tell, which led to enquiries, and a visit from the Resident to Coorg, ending in open rebellion on the part of the Rajah, and the taking possession of his country in 1834. Davamajee and Chennabassapah enjoy a jagheer, and are also in receipt of a pension from the British. They have one son about 11 years of age, and three daughters; one of them, widow of a Canara Poligar, now resides with her parent, and the other two daughters are married to a pensioned Poligar residing in Bangalore. One only has a daughter aged but a few months. Chennabassapah possesses no influence among the Coorgs.

Population.—In a population of 118,352 the deaths were 3 per cent. and births $3\frac{1}{2}$. The population has risen 43 per cent. since 1839. Of the whole 23,341 only are Coorgs.

Coffee Cultivation.—The following table will serve to illustrate how from small beginnings coffee cultivation has grown to dimensions which, with the present rise in prices, promise in a few years to eclipse every other description of revenue in Coorg, save Abkarry, which grows with the cultivation of coffee:—

YEAR.	REALIZATIONS FROM COFFEE HAULUT.								
	From Europeans.			From Natives.			Yearly Increase.		
	Rs.	As.	P.	Rs.	As.	A.	Rs.	As.	P.
1857-58	136	1	4	11,447	12	1	0	0	0
1858-59	460	15	7	16,254	10	4	5,131	12	6
1859-60	1,944	9	6	25,997	3	2	11,226	2	9
1860-61	2,797	3	1	29,302	15	1	4,161	5	6
1861-62	3,369	6	11	35,075	14	10	6,342	3	7
Total	8,708	4	5	1,18,081	7	6	26,861	8	4

The haulut on coffee is 4 annas a maund. Of the 38,445 cwts. exported this year, 27,000 cwts. or more was shipped at Cannanore, in the Malabar District. This exportation is sometimes placed to the credit of the Wynaad and Malabar planters, who are stated to have exported 73,915 cwts. in 1860-61.

There are extensive forests in various parts of Coorg abounding in teak, blackwood, ebony, honnay and other valuable timber. 1,045 patients were treated in the dispensary, of whom 16 died. 1,516 were successfully vaccinated.

REPORT ON INDIAN ADMINISTRATION—FINANCE.

1861-62.

Revenue.—Of the various Acts passed in 1861-62 affecting the public revenue, Act XXXI. of 1861 added to the Revenues, directly, by charging fees and licenses to refine and manufacture Saltpetre, and indirectly, by checking the introduction into the market of unexcised salt educed in the manufacture of Saltpetre. The License Tax had been assessed, but, month by month, ere

it was collected, the cash balances increased till, on the 1st February, they reached £18,615,403. Judging that income would exceed expenditure during the next three months, the Government of India dispensed with the Tax. Act XVII. of 1861 was repealed, and five millions of H. M.'s subjects were relieved from direct taxation. In the Financial Statement made in the Legislative Council in February 1861, a deficit of £500,000 for Public Works was left in the Budget, to be met by the Local Governments from local taxation. This was not done and the revenue so improved as to enable the Government of India, in providing ways and means for the demands of 1862-63, to reduce the duty on piece goods, and to relieve two-thirds of the *Income-tax* payers from assessment. A further amendment of the Income Tax Act (XXXII. of 1860), passed on the 1st August, was also made, by which new returns were not to be called for unless in cases where the first assessment was either unjust or inadequate.

Stamp Revenue.—The large increase is remarked, rising from £156,363 in 1857-58 to £1,695,457 in 1861-62, or 3·715 fold. Act X. of 1862 amended the Stamp law. The *Customs Revenue* was for the greater part of the year under the control of the Financial Department. Towards the end of the year it was re-transferred to the Home Department. The Calcutta Tariff, as remodelled by Messrs. Spooner and Bullen, gave general satisfaction. The duty on different kinds of Tobacco was equalised.

Expenditure.—The various Governments and Administrations, aided by the reports of the Military Finance, the Police, and the Civil Finance Commissions, were able to effect large reductions of establishments which told upon the expenditure of the year. Mr. Temple's deputation in 1861-62 to enquire into the finances of the Assigned Districts, in the territories of the Nizam and of Nagpore, also produced good results, and contributed, as regards Nagpore and the Sangor and Nerbudda Territories, to lessen the cost of forming the Government of the Central Provinces. To check the constant tendency towards increase in civil expenditure. A Resolution was published, under date 11th November 1861, on the obligation of the various Provinces to contribute, more or less, according to their ability, to Imperial charges, besides providing for their own proper expenses. Exception was taken in the course of the year to some details in the Resolution, but its leading principles were in the main accepted. The due allowance for all Home and Imperial charges, it was observed in the Resolution, "might require 12½ millions sterling, and, as the total income of India for the year, including *bonâ fide* receipts from all sources, was estimated for 1861-62 at nearly 3 millions sterling, it was considered " that the Home and Imperial charges

which have no adequate provision of their own, in the shape of receipts, amount to about 30½ per cent., or about 5 annas in each Rupee of the whole income. Unless a Province has, after paying all local charges, Military as well as Civil, a surplus equal to about 30 per cent. of its total income, it cannot pay its rateable share of Imperial charges of the General Government, of the Railways, Post Office, and Electric Telegraph, and Marine, of the Supply of Stores and Recruits from England, of the Interest of the Public Debt, and various other charges which it is impossible to localise. This of course is only generally true, and can only be applied, even generally, to the larger and more distinct divisions of the Empire." It was determined to show in the Imperial Budget for 1862-63, the revenues and charges of the Assigned Districts in the Territories of the Nizam, which hitherto, as appertaining to a Debt account, had been shown only in the Estimate of Cash Requirements.

Cash Balances.—The following Table shews the Cash Balance in India at the end of each month of the year 1861-62 :—

				£
31st May	1861	15,025,314
30th June	"	16,530,046
31st July	"	16,238,214
31st August	"	15,528,186
30th September	"	15,192,756
31st October	"	14,265,910
30th November	"	15,315,554
31st December	"	17,073,811
31st January	1862	18,615,403
28th February	"	18,225,524
31st March	"	17,584,550
30th April	"	17,787,678

As the revenue is collected in unequal monthly amounts, the largest portion being realized in the second half of the year, the Cash Balances are drawn upon to meet the deficit in the first six months. The amount required to be retained as Cash Balances is regulated, in ordinary times, by the total receipts, whether of revenue or deposits, and the total payments, whether of charges or Debt, in each month, so that the amount of Cash Balance in any month represents the amount which, with the receipts to accrue during the remainder of the year, is available for meeting both liabilities and charges of the Government. Under the heading "Debt" in the yearly accounts are exhibited the receipts and payments for the following purposes :—

Imperial Loans.	}	These bear interest.
Treasury Notes of the Service Funds.		
Service Funds.	}	These are under the control of local Governments, and their subordinates.
Deposits received and repaid.		
Local Funds, such as Road, Ferry, and other Funds.		
Local Loans.		
" Taxes.	}	These are casual.
Military Prize Funds.		
Advances made or recovered by Government.	}	These are running accounts.
Railway Earnings received, and Working Expenses paid, pending final adjustment in London.		
Miscellaneous.		

Setting aside Railways, receipts and disbursements under Debt, one year with another, and when a loan is not raised or paid off, early balance each other, the difference being such as not to disturb, materially, any general conclusions regarding the financial position of the Government, which may be drawn from the account of Receipts and Charges and Cash Balances.

Administration.—To secure exactness and punctuality in rendering accounts the Office Establishment of the Financial Secretary and the Accountant General was increased. In the Offices of Account, the salaries paid to Chief Clerks were raised. An Assistant Secretary was appointed to preside over each Department of the Financial Secretary's Office, and to help the Secretary an Under-Secretary was appointed. To assist the Chief of the Military Finance Department there were appointed Secretary and three Assistant Secretaries. To enable the smaller subordinate Administrations to control their finances and expenditure, an Accountant, with a sufficient staff, was appointed at Hyderabad and at Nagpore. The Military Finance Department submitted the revised Military Estimates at the beginning of the year. It is the adviser of Government in all matters of Military and Naval expenditure. Unless in cases of special urgency, the Government of India takes no step involving financial considerations, in either Military or Naval matters, without first consulting the Military Finance Department. All Departments of the State avail themselves of its advice and experience. The Civil Finance Commission was dissolved and its work made the business of a separate Branch of the Financial Secretary's office. The Auditor General and the Chief of the Military Finance Department sitting together constitutes the Board of Audit. Before this Board are brought all questions of detail in Financial

Administration, which affect both Military and Civil arrangements. Each member brings a thorough acquaintance with his own department, and oral discussion obviates the necessity of further correspondence. The Government often avails itself of the advice of this Board. The proceedings of the Board are reported every month to the Government of India.

Transfer of Government Treasury Business to Banks.—Each of the Presidency Banks engaged to transact for Government all business that a Bank usually transacts for its customers. But to the agreements were attached conditions which make the relation between the State and the Bank somewhat different from the relation ordinarily subsisting between Bankers and customers. The State bound itself to keep its balances up to a certain sum, or to pay interest on the deficiency. This sum was taken at the lowest balance in each Treasury during the last 5 years. The Bank is allowed to use this minimum balance and about half as much more, just as it uses the balances of other customers. But when the Government balances exceed the maximum balance, or about one and half times the lowest balance of the last four years, the Bank can employ the surplus only in purchasing Government Securities or guaranteed stock. Moreover, the Government makes to the Bank a small yearly cash payment towards the expenses incurred. Altogether the actual saving from the abolition of the three Sub-Treasurerships is about £19,000 a year. The yearly payments to the three Banks amount to about £10,000. It is a great convenience to the mercantile and general public that all Government payments should be made at the centre of commercial activity. In the Provinces wherever the Presidency Banks have established Branches, Government balances and Treasury business are entrusted to the Branch Banks. During 1861-62 nine of the Branch Banks were ready to undertake Government business.

Currency Notes.—In February 1861 notice had been given to the several Presidency Banks that, twelve months after date, the license to circulate their own notes would be withdrawn. Early in 1861-62, an Act was passed to provide for a Government Paper Currency. In March 1862, Government Currency notes first came into circulation. The notes were manufactured in England, and were of six denominations:—10 Rupees, 20 Rupees, 50 Rupees, 100 Rupees, 500 Rupees, and 1,000 Rupees. They bore the signature of the Currency Commissioner. But it was to the agency of the chartered Presidency Banks that the Government of India principally looked to extend the circulation of Government Currency notes. Each Presidency Bank engaged to pay notes for coin and

coin for notes to all comers. Each Bank took from the Currency Commissioner in exchange for coin as many notes as it required to enable it to begin the business of giving notes for coin. To recompense the Banks for their services, the Government engaged to pay each Bank $\frac{3}{4}$ per cent. on the average note circulation through the Bank's agency. When the year 1861-62 ended, Government Currency notes had been in circulation only two months. Yet on the 30th April 1862 there were in circulation—

In the Calcutta Circle £ 2,300,000 worth of notes.

„ Bombay „ £ 1,500,000 „ „

„ Madras „ £ 300,000 „ „

The limit by charter in the note circulation of the Presidency Banks was—

For Bank of Bengal £ 2,000,000

„ Bombay £ 2,000,000

„ Madras £ 1,000,000

On the general subject of the bargains with the Banks, the Report remarks that the time has not yet come for discussion. The market value of Bank of Bengal shares rose enormously since the publication of the Agreement between the Bank and the Government. But material interest should be at the base of every sound contract. Considerable saving to the State was effected by the new arrangements. Government Currency notes in Bengal, within two months of their first issue, reached a circulation larger than the circulation of Bank of Bengal notes under the old charter. No Government Establishments are necessary to watch the circulation, Interest from Investments in Securities by the Currency Commissioner of part of the coin received for notes will more than cover the charge on account of commission to the Banks. If at the expiration of the five years for which the Agreements run, Currency notes are circulating throughout India side by side with silver, the State need not grudge to the Bank shareholders one penny of their extra dividends.

Money Orders.—The work at the Government Treasuries caused by privilege drafts for native soldiers and military and civil officers became so heavy that a system of Money Orders, something like the Post Office Order system which has worked so long in England, was determined to be introduced, not however through the Post Office Agency but through the Treasuries.

Committee of Secretaries.—The Amalgamation of the armies and formation of a Staff Corps made it necessary to re-consider Staff allowances, and a Committee of Secretaries to the Government of India was appointed for this purpose. Their report was forwarded to the Secretary of State.

Mint.—The total assay value of silver bullion received into the Mint during the year 1861-62 was Rupees 3,21,91,283, being almost 126 lakhs above the amount received during the previous year. The amount of Government and Merchants' bullion received into the Mint during the last four years was :—

Years.	GOLD.		SILVER.	
	Government Bullion.	Merchants'.	Government Bullion.	Merchants'.
	Rupees.	Rupees.	Rupees.	Rupees.
1858-59	408	11,88,618	5,85,599	3,45,40,585
1859-60	3,109	9,61,124	4,05,57,240	2,66,89,869
1860-61	10	4,89,891	11,04,219	1,84,97,595
1861-62	8,33,788	6,98,751	1,12,91,944	2,08,99,339

The total coinage of the year was, in pieces, 5,73,04,681, and in value, Rs. 2,67,33,174, or less by 5,14,49,362 in pieces, and Rs. 20,68,448 in value, than the out-turn of 1860-61.

			Tale.	Value in Rupees.
GOLD	39,111	5,86,665
SILVER...	}	Whole Rupees ...	2,45,11,292	2,45,11,292
		Half " ...	10,37,664	5,18,832
		Quarter " ...	22,66,905	5,66,726
		Eighth " ...	9,56,792	1,19,599
COPPER...	}	Double Pice ...	4,43,637	13,863
		Single " ...	2,43,05,542	3,79,774
		Half " ...	22,99,992	17,969
		Pie ...	2,268	12
		Whole Cents. ...	4,25,114	9,565
		Half ...	5,61,753	6,320
	Quarter	...	4,54,611	2,557
	Total	...	5,73,04,681	2,67,33,174

The decrease was owing to the stoppage of the Mint three months for repairs. If necessary it can now turn out annually from 12 to 14 crores of pieces. The percentage of charges on coinage was 0.9.4.395 against 0.4.8.258 of the previous year. The increase in charges was due partly to the cost of repairs, partly to short coinage of the year, and partly to the rise in prices of certain materials. The total income of the Mint for the year on account of Duty, Premelting, Refining, and Dross was Rs. 6,65,146, the total charges were Rs. 3,60,269—leaving a surplus which, with 2,04,343 net bullion profits, amounted to Rupees 5,09,220. The percentage of profit on coinage was 1.14.5.726. A more expeditious method of recovering silver from dross was adopted. The dross accounts of the whole Mint are now closed monthly.

Assay.—The following Statements show the amount of Gold and Silver assayed during the years 1860-61 and 1861-62:—

	On Govern- ment Ac- count.	On Mer- chants' Ac- count.	Value Standard Meltings.	Value Coined.
Gold 1860-61	10	4,89,891	6,50,385
1861-62	8,33,787	6,98,751	5,86,665
Silver 1860-61	11,04,219	1,84,97,595	4,33,23,071	2,69,86,456
1861-62	1,12,91,943	2,08,99,339	4,70,83,244	2,57,16,449

The total assays made in the year, and the daily average of silver assays were as follows:—

	1860-61.	1861-62.
Total Assays { Gold	393	615
{ Silver	11,215	13,282
Daily average of Silver Assays	40	46

Bank of Bengal.—The Directors declared a dividend for the 2nd half of the year 1862, at the rate of 9 per cent. per annum, free of Income Tax. During the 2nd half of the year under review, the Council of the Governor General for making Laws and Regulations passed an Act conferring a new charter on the Bank of Bengal. The Bank was by it allowed to undertake Govern-

ment business, and to draw bills on London for the convenience of its constituents in the Agency Department. The charter provided for an addition to the Capital of the Bank, and for the establishment of Branch Banks. Branch Banks were opened at Mirzapore, Patna, Dacca, Benares, and Rangoon. A dividend was declared for the half-year at the rate of 14 per cent. per annum, free of Income Tax.

THE CALCUTTA COURT OF SMALL CAUSES.

1861-62.

THIS is the twelfth report of the Court. The number of cases instituted was 33,224, the daily average number (taking the days on which the Court was open) being 128. The net amount credited to Government on account of Fees, &c., was Rupees 1,61,100-5-2, while the total expense of the Establishment (including House Rent, Rupees 6,000), was Rupees 1,09,113-11-8. A balance in favor of Government of Rupees 51,986-9-6 is thus left. There was an increase of 1,447 cases as compared with the preceding year; of Rupees 1,40,479-1-2 in the amount litigated; and of Rupees 21,934-9-6 in the amount credited to Government. The amount of clear profit credited to Government in the past year is the largest the Court has yielded. It is nearly double that of the preceding year, and while a small portion of the increased number of cases may be attributed to Act XIV. of 1859 having come into operation, the business of the Court is largely and progressively increasing. Of the 33,224 cases instituted, 32,949 were set down for hearing, of which 18,845 were actually tried; 14,156 were decided in favour of the Plaintiffs and 4,689 were either dismissed or non-suited; 10,907 were compromised before being called on for hearing; 3,197 were struck off for non-appearance of the parties; and 157 remained undecided on the 30th April 1862. The Court was closed 106 days. Of the suits 6,650 were English and 26,574 native, a ratio of 1 to 3.99. The amount litigated was Rs. 11,19,418-6. Of the suits 16,948 were for sums under Rs. 10; 6,310 for sums between Rs. 10 and 20; 5,258 for sums between Rs. 20 and 50; 2,189 for sums between Rs. 50 and 100; 1,216 for sums between Rs. 100 and 200; 646 for sums between Rs. 200 and 300; 370 for sums between Rs. 300 and 400, and 287 for sums between Rs. 400 and 500. Of

the suits 12,616 were for goods sold and delivered, 1,204 on Bills of Exchange and Promissory Notes, 2,329 for wages, 1,964 for work and labour, 236 for money paid, 6,237 for money lent, 1,772 for money had and received, 1,178 for account stated, 1,165 for use and occupation, 79 on judgments, 65 on guarantee, 77 partnership balance, 973 other actions in assumpsit, 779 trover, 608 case, 48 trespass, 902 assault, 6 replevin, 664 interpleader, 29 recovery of small tenements, 17 ejection, and 1 covenant.

The following comparative table shows the progress of the Court for its 1st and its 11th and 12th years :—

		1st year 1850-51.	11th Year 1860-61.	12th Year 1861-62.
Number of Cases instituted	{ English	4467	6524	6850
	{ Native	16916	25253	26374
	{ Total	21323	31777	33224
Amount litigated		4,47,381 0 0	9,78,920 4 10	11,19,413 6 0
Commission and Fees paid into Court on institution of Suits		59,531 14 0	1,30,247 12 6	1,58,436 0 3
Amount credited to Government	Net Amount of Commission and Fees credited to Government on Suits	57,452 13 0	1,36,073 3 9	1,57,258 5 3
	Ditto on Distresses for Rent	1,510 7 0	1,529 8 0	1,187 4 0
	Amount credited to Government on account of Fines	651 6 0	125 0 0	330 5 0
	Ditto on account of unclaimed monies belonging to Sutors and Liverymen	0 0 0	1,431 14 3	2,311 2 10
	Ditto on account of savings from Salaries, sale of old Furniture, Records, &c.	267 6 0	6 1 8	10 4 1
	Net Total Amount credited to Government in the Cash Accounts	59,823 1 0	1,39,105 11 8	1,61,100 5 2
	Amount paid into Court under Decrees	2,36,313 0 0	2,20,051 5 4	2,48,702 7 1
Amount paid out of Court on account of Decrees		2,43,604 0 0	2,18,821 13 11	2,41,001 3 3
Number of days on which the Court was open		258	253	259
Average Number of Cases instituted daily		82.6	12.6	12.2
Cases under Rupees 10		12761	16305	16948
" " " 20		5363	5791	6310
" " " 50		2422	5019	5458
" " " 100		792	2700	2189
" " " 200		490	1114	1114
" " " 300		190	510	644
" " " 400		86	296	370
" " " 500		67	252	277
Number of Summonses issued		51809	42351	40942
" Second Summonses		0	834	910
" Subpoenas		16052	21733	29116
" Attachments		0	455	239
" Writs of Execution		3918	6088	8430
" Bench Warrants		0	18	18
" Copies of Judgments		167	431	413
" Commitments		448	569	510
Warrants to sue and defend, filed		2170	5625	6411
Judgments for Plaintiffs		8339	13048	14156
Judgments for Defendants		688	1728	1886
" Non suits		4172	3443	3286
Struck out and compromised		6055	13847	14174
Undecided		333	179	187
Amount of half costs returned in Cases compromised		10,533 5 6	18,918 3 0	22,865 14 6

PUBLIC INSTRUCTION IN BENGAL.

1860-61.

MR. W. S. Atkinson, the Director, apologises for "the extraordinary delay" in the appearance of the Report by "the unpardonable neglect" of the late Behar Inspector of Schools. The General Statistics will be found at page 91 of Volume VI. of the *Annals*. On 30th April 1861 there were 50,714 pupils, of whom 18,871 were at 240 schools belonging to Government, 24,112 at 414 aided and other schools under inspection, and 7,731 at 172 indigenous vernacular schools under improvement in East Bengal. Of the aided schools 16 were attended by 395 girls. These figures give approximately one School to a population of 50,000, and one Scholar to a population of 800. The cost to the State was about Rs. 15-11-6 per annum for each Scholar. The aggregate of the schooling fees realized being Rs. 2,21,514, each student on the average paid about Rs. 4-6 in fees towards the expense of his education. There was less than one School for every 300 square miles of territory, and every 100 square miles contributed no more than 19 Scholars. The amount of schooling fees rose from Rs. 1,78,174 in 1856-57 to Rs. 2,21,514 in 1860-61. When it is remembered that twenty-five years ago, in 1836, there was not in all India a single School receiving assistance from Government, with the exception of the Hindoo College then under private management, in which a fee of even the smallest amount was levied, the advance during one generation cannot be regarded as unsatisfactory.

Professional Colleges—In the Medical College there were 31 paying students; 18 candidates from the Military class passed their final examination, six students from the Bengali class were admitted into the public service as native doctors. There were 83 students in the Civil Engineering College, and 17 were declared qualified for the public service. The School of Industrial Art encountered fresh difficulties; 18 students attended the Wood Engraving class.

English Colleges.—In the five English Colleges for general education, the number of Students considerably increased. On the 1st January 1860 the number on the rolls was 234, while on the 30th April 1861, the number amounted to 422.

		No. on the Rolls, 1st Jan. 1861.	No. on the Rolls, 30th April 1860.
Presidency College	...	122	209
Hooghly	..	32	79
Dacca	..	34	76
Kishnaghur	..	30	42
Berhampore	..	16	16
Total	..	234	422

English and Anglo-Vernacular Schools.—It will be seen from the following tables, that, contemporaneously with a large addition to the number of Scholars in Aided English and Anglo-Vernacular Schools, the Rolls of the Government Institutions shew, in the aggregate, a satisfactory increase.

Government Schools.

Year.	ENGLISH.		ANGLO-VERNACULAR.		Total of Scholars on the Rolls on the 30th April.
	Schools.	Scholars.	Schools.	Scholars.	
1859	47	6,554	11	655	7,209
1860	45	6,701	9	349	7,050
1861	45	7,245	7	381	7,626

Aided Schools and others under Inspection.

Year	ENGLISH.		ANGLO- VERNACULAR.		Total of Schol- ars on the Rolls on 30th April.
	Schools.	Scholars.	Schools.	Scholars.	
1859	17	2,426	75	6,404	8,830
1860	19	2,304	74	6,312	8,616
1861	33	4,748	99	7,473	12,221

52½ per cent. from the Government Schools and 35 per cent. from the Aided Schools passed the University Entrance Examination. Again, comparing the thirty-three English Aided Schools alone with the forty-five Government Collegiate and Zillah Schools, it is found that each Government School sent, on an average, nine candidates and passed 4½, while each Aided School sent 3½ candidates, and passed 1½. At the same time the number of Independent unaided Institutions of all classes which furnished candidates was twenty-one, the number of candidates 136, and the number passed seventy-nine. Each of these Institutions, therefore, contributed on an average 6½ candidates and passed 3¾.

Position in Life of Scholars.—In East Bengal for every 100 of the parents of those Scholars who acquired a knowledge of English, in the case of Government Schools 8 belonged to the zemindar class, 55 to the official class. In the case of aided Schools 6 belonged to the zemindar class and 21 to the official class. Taking the Government and Aided Schools together, every 100 parents of scholars learning English will comprise:—

Zemindars.	Government Servants.	Others.
7	38	55

It is shewn by the statistics furnished by one of the Commissioners appointed by Lord Dalhousie to report on the state of the country, that out of every 100 of the parents of Scholars in Government Zillah Schools, there were, prior to 1854,—

Zemindars.	Government Servants.	Others.
6	65	29

No Aided Schools were then in existence, and there were few Private Institutions in which English instruction was given. The number belonging to the unofficial classes is now not far from double that of the officials, the actual ratio being 62 to 38, whereas six years ago the proportion was reversed, the percentage then being 35 unofficials to 65 officials.

Vernacular Schools—Government.—The following Table shows a considerable reduction in the number of Government Vernacular Schools and Scholars during the year :—

Year.	Schools.	Scholars on the Rolls, 30th April.
1859	232	10,403
1860	223	10,450
1861	179	9,950

This reduction is due to the abolition of 50 Schools of an elementary character in the province of Assam.

Of Aided and Private vernacular schools there were 263 with 19,563 scholars in 1860 and 266 with 11,496 in 1861. The number of indigenous schools under improvement in East Bengal was reduced from 197 with 8,707 scholars to 172 with 7,731 scholars from pecuniary reasons.

Grants-in-Aid.—From August 1858 to April 1860, the assignment of new Grants-in-aid was suspended in consequence of the peremptory order prohibiting all increase of expenditure for Educational purposes. Up to 30th April new grants were sanctioned for eighty-nine additional Schools, aggregating Rs. 2,217-8 per mensem, while three Schools already receiving aid obtained augmentation Grants amounting to Rs. 48 per mensem. The sum of Rs. 1,278-2 was cancelled. On the 30th April the

whole number of Institutions receiving assignments of Public Money under the Grant-in-aid Rules was 289, and the monthly Grants aggregated Rs. 8,147-2-0. The amount which remained available for distribution at that date was Rs. 1,063-12-8. There were 1,732 officers, excluding those in the Professional Colleges, engaged in the Department and in Aided Schools. Of these 1,203 received Rs. 25 a month and less, and 250 less than Rs. 50 a month.

The Director complains of the lamentable want of interest in the progress of Education which is very generally manifested by the Civil Officers of Government throughout the country. "The vast influence which is wielded by the Civil Officers of Government, if not used actively in support of Education, must almost of necessity tend to retard its progress, and what I have seen in some parts of Behar and elsewhere appears to shew that this is really in many instances the case. Where the people see that men in authority are indifferent about the spread of knowledge and enlightenment, and are just as ready to bestow favours and rewards on the uneducated as on the educated, it is hardly likely that they will be at much pains to secure the advantages of sound instruction for their children."

PUBLIC INSTRUCTION IN BENGAL.

1861-62.

THE General Statistics will be found at page 66 of this volume. Adding 83 subsidised schools in Assam omitted from last year's report, and an increase in indigenous schools, there were 244 Government Institutions with 19,503 pupils, 519 aided and other schools under inspection with 29,012 pupils, and 202 indigenous schools under improvement with 8,685 pupils, making a total of 965 schools and 57,200 pupils. The disbursements were Rs. 11,01,466 and the receipts Rs. 2,20,688 making a total expenditure of Rs. 8,80,778 by the State, or $\frac{1}{5}$ ths per cent. of the whole revenue of Bengal. The average cost to the State of educating each scholar was Rs. 15-6-4, while the average fee payments of each scholar amounted approximately to Rs. 4-8, as calculated from the aggregate of the fees received in Government and Aided institutions, which are returned at Rs. 2,57,361. The expenditure was thus distributed :—

Source of charge.	Amount.	Percentage on expenditure.
	Rs.	
Direction	41,405	3.75
Inspection,	1,26,175	11.45
<i>Government Colleges.</i>		
General,	2,14,465	19.47
Professional,	1,54,422	14.02
Oriental,	54,922	4.98
Normal Schools,	24,162	2.19
Schools (Government and Aided,) ...	4,09,041	37.14
Scholarships (English and Vernacular,)	65,630	5.95
Miscellaneous,	11,244	1.02
Total,	11,01,466	

The Calcutta University and Scholarships.—For the Entrance Examination held in December 1861, the Lower Provinces contributed no less than 971 candidates, being 212 in excess of those of the previous year. Of these 436 or 44.9 per cent. succeeded. The report of the examiners shows that 334 or 62.41 per cent. of the rejected candidates failed in English, 149 or 27.85 per cent. failed in the second language, 312 or 63.92 per cent. failed in History and Geography, and 200 or 37.38 per cent. failed in Mathematics. Of the successful candidates 4.59 per cent. were Christians, 2.06 per cent. Mahomedans, and 93.35 per cent. Hindus: 62.38 per cent. of the successful candidates were educated in Government Institutions, 11.69 per cent. in Aided Schools under inspection, and 17.20 per cent. in Independent Institutions; 2.75 per cent. were private students, and 5.96 per cent. schoolmasters. Senior Scholarships were thrown open without distinction to the students of all Institutions, Government and non-Government alike. New rules based on the same principle were also framed for the award of Junior Scholarships. 160 Junior Scholarships tenable for two years are annually available for candidates passing the University Entrance Examination. They are divided into three grades—ten of the first grade with stipends of Rs. 18 per mensem, fifty of the second grade with stipends of Rs. 14 per mensem, and 100 of the third grade with stipends of Rs. 10 per mensem—and are tenable in any College affiliated to the University of Calcutta, free liberty of selection being secured to

the holders. Of the whole 114 were gained by Government, 19 by aided and 22 by independent institutions. 8 were held by Christians, 2 by Mahomedans and 145 by Hindus. Under the new regulations of the University, a First Examination in Arts has been instituted, which under-graduates are required to pass at the end of their second year. The first of these examinations was held in January last, when 154 candidates presented themselves, of whom thirteen passed in the first and seventy-six in the second division. The Government Colleges contributed 134 or 87 per cent. of the candidates, and of this number eighty or 59·7 per cent. were successful. The number of candidates contributed by non-Government Institutions was thirteen, of whom four or 30·7 per cent. were successful. According to this Examination 23 Senior Scholarships were awarded to Government Colleges and 1 to an Independent Institution.

B. A. Degree.—The number of candidates who presented themselves for the B. A. Examination was thirty-four, being less by six than the number of candidates in 1861. The results of the last examination, however, contrast favourably with those obtained in the previous year—twenty-four of the candidates or 70·5 per cent. having passed in January 1862, against fifteen or 38·5 per cent in January, 1861. In the following table the results of the two last Examinations are exhibited.

B. A. Degree Examination 1861 and 1862.

	Number of Candidates	January 1861.			January 1862.			
		Number pass- ed.			Number pass- ed.			
		Number dates	1st Divi- sion	2nd Divi- sion.	Number of Candi- dates	1st Divi- sion.	2nd Divi- sion.	Total.
Christians,	3	0	1	1	3	0	1	1
Mahomedans,	3	1	0	1	1	0	0	0
Hindus,	33	4	9	13	30	1	22	23
Total,	39	5	10	15	34	1	23	24
Government Institutions,	32	5	8	13	26	1	20	21
Independent Institutions,	5	0	2	2	3	0	1	1
Private Student,	0	0	0	0	1	0	0	0
School Masters,	2	0	0	0	4	0	2	2
Total,	39	5	10	15	34	1	23	24

At the Examination for the degree of B. L., thirteen candidates presented themselves, and all passed—eight in the first division and five in the second division. For the lower degree of L. L. there were sixteen candidates, of whom four passed in the first division and six in the second division. The remaining six failed. All the candidates for both degrees were Hindus.

The degree of Doctor of Medicine was conferred for the first time on Baboo Chunder Coomar Dey, a former pupil of the Calcutta Medical College, where he obtained a diploma under the old regulations in 1852. For the first or preliminary Examination in Medicine and Surgery, thirty-three candidates were enrolled of whom seventeen failed, and sixteen passed—three in the first division and thirteen in the second division. At the final or degree examination, out of seventeen candidates no more than seven were successful, two passing in the first and five in the second division. This result cannot be considered satisfactory. The Examination for the degree of Licentiate in Civil Engineering was held in May. The number of candidates was eighteen, of whom fourteen were successful, five passing in the first division and nine in the second division. All the candidates were Hindus.

Government English Colleges.—There were 495 students against 422 last year.

	Monthly fee	Number on the Rolls on 1st January 1860.	Number on the Rolls on the 30th April, 1861.	Number on the Rolls on the 30th April, 1862.
	Rs. As.			
Presidency College, ...	10 0	122	209	227
Hoghly College, ...	4 0	32	79	66
Dacca College, ...	3 8	34	76	138
Kishnaghur College,	4 0	30	42	38
Berhampore College,	3 8	16	16	26
Total, ...		234	422	495

The Director calculates that the total cost from all sources of

educating an under-graduate student in the three following Institutions annually is :—

Doveton College, ...	Rs. 41 0
Presidency College, ...	29 4
Free Church Institution, ...	7 1

Statement shewing the number of students from the several "affiliated" Institutions and their attached schools who have passed the University Examinations.

	Entrance. 7 Examinations.	First Arts Examination. 1 Examination.	B. A. Degree. 5 Examinations.
<i>Government Colleges.</i>			
Presidency College and its two Schools,	343	49	51
Sanscrit College,	17	1	1
Hooghly College and Branch School,	109	7	0
Kishnaghur College,	68	9	0
Berhampore College,	32	1	0
Dacca College,	112	12	0
	681	79	52
<i>Non Government Colleges.</i>			
Doveton College,	51	1	1
La Martiniere,	11	0	0
St. Paul's School,	18	1	0
Free Church Institution and 4 Branch Schools,	79	2	2
London Missionary Institution, Bishop's College,	6	0	0
10	2	0	
Scrapmore College,	14	0	0
	189	6	3

Of 222 under-graduate students, 78 or 35·13 per cent. were the sons of Zemindars or persons of independent income; 26 or 11·71 per cent. Merchants and Bankers and Brokers; 30 or 13·52 per cent. professional persons, and 32 or 14·41 per cent. were the sons of Government Servants and pensioners. The rest 56 or 25·22 per cent. are not classified.

The special studies of the *Sanskrit College* in Sanskrit were pursued with increasing success under Mr. Cowell's able superintendence. Captain Lees, the Principal of the *Calcutta Mudressa*, reports that the Arabic Department of the Institution continued to retain its former position in point of learning, while a considerable increase took place in the number of the students. The *Hooghly Mudressa* fell so low that the wants of the Mahomedan community in regard to Arabic were almost wholly supplied by the *Calcutta Mudressa*. The report of the examiner for Arabic scholarships as regards the candidates from the *Hooghly Mudressa*, was this year more favourable than any similar report has been for many years.

Medical College, English Class.—At the close of the session the strength of the primary or English class was 149, being thirty-eight in excess of the number on the rolls at the end of the previous session. Of this number twenty-four were Christians (of whom four were native converts,) two were Mahomedans and 123 Hindus. The paying students numbered thirty-three, or 22·14 per cent. of the entire number on the roll, 15 passed the final examinations in the Military class, and 10 in the Bengali class. There were 123 students in the *Civil Engineering College* and 48 were declared qualified for the public service.

Government English Schools.

Years.	ENGLISH.		ANGLO-VERNACULAR.		Total number of Scholars on the Rolls on the 30th of April.
	Schools.	Scholars.	Schools.	Scholars.	
1859 ...	47	6,554	11	655	7,209
1860 ...	45	6,701	9	349	7,050
1861 ...	45	7,175	7	381	7,556
1862 ...	45	7,417	7	321	7,738

Aided Schools and others under Inspection.

Years.	ENGLISH.		ANGLO-VERNACULAR.		Total number of Scholars on the Rolls on the 30th of April.
	Schools.	Scholars.	Schools.	Scholars.	
1859 ...	17	2,426	75	6,404	8,830
1860 ...	23	2,328	74	6,312	8,640
1861 ...	33	4,748	99	7,473	12,221
1862 ...	35	5,256	113	7,129	12,685

Vernacular Schools

Years.	Schools.	Scholars on the Rolls on the 30th April.
1859 ...	232	10,403
1860 ...	223	10,453
1861 ...	164	8,952
1862 ...	183	10,340

Aided and other private Vernacular Schools.

Years.	Schools.	Scholars on the Rolls on the 30th April.
1859 ...	217	The Returns for this year were erroneous and are not therefore given.
1860 ...	263	10,563
1861 ...	271	11,504
1862 ...	371	16,327

The number of pupils in the schools of all classes would have been considerably greater, had not the large schools in **Baraset**, and in the northern part of **Hooghly** and the southern part of

Nuddea, been almost emptied, owing to an epidemic fever, which raged for nearly a year.

Three students in Bengali cost as much as two students in English.

Indigenous Schools under improvement.

Years.			No. of Schools.	No. of Scholars.
1859	169	7,588
1860	197	8,707
1861	172	7,731
1862	202	8,685

A classification of students in all the schools according to their social position shews that of 36,895 there are 4,967 sons of Zemindars, 57,595 Government Servants, and 24,333 others. Of the whole 13,044 are attending schools in which English is taught, and 17,064 are receiving instruction in purely Vernacular Schools. Of those learning English 2,189, or 16½ per cent. belong to the class of Zemindars, and 3,747 or 28½ per cent. are sons of Government servants, the remaining 54½ per cent. being drawn from other classes. Of the 17,064 who attend Vernacular Schools 11½ per cent. belong to the Zemindar class, and 16¼ per cent. are the children of Government servants, while all other classes contribute 72¼ per cent.

Grants-in-aid.—The number of aided Schools rose to 319 drawing Rs. 8,641 per month. From March 1855, when the Grant-in aid system was first brought into operation, down to the 30th April, 1862, a period of seven years, the number of schools for which monthly grants were sanctioned amounted to 479, and during the same period no fewer than 162 of this number, or nearly 34 per cent. of the whole, were from time to time abolished. There is little security for the permanence of Aided Schools under native management; and it is certain that the want of such security is a serious defect in the grant-in-aid system as applicable to Bengal, and one for which, in the present condition of native society, it is not easy to provide a remedy.

Books.—The following shews the operations of the School Book Society in five years :—

Language.	1857.	1858.	1859.	1860.	1861.
English	46,323	38,398	46,702	50,471	46,783
Anglo-Asiatic	1,811	2,894	4,518	6,069	3,147
Sanscrit	221	216	470	372	588
Bengali	55,822	51,672	46,579	53,546	62,935
Hindui	1,276	2,765	4,675	4,299	5,171
Uriya	767	90	15	4	35
Arabic	6	25	23	36	4
Persian	441	406	392	57	120
Urdu	1,344	3,784	3,618	3,226	2,868
Santhal	5	11	11	1	16
Khasia	9	0	4	2	2
Total	1,08,025	1,00,264	1,07,007	1,18,083	1,21,669

Inspectors' Divisions.—Considerable alterations were made in the territorial jurisdictions assigned to the five Divisional Inspectors of Schools. The five Divisions were constituted as follows :—

1. The Central Division, (head quarters, Calcutta,) comprises the 24 Pergunnahs, Baraset, Nudden, Hooghly (exclusive of Jehanabad) and Howrah. This Division contained, when first constituted, 269 schools under inspection, not including the Government Colleges and the Schools connected with them.

2. The South-East Division, (head quarters, Dacca,) consists of following districts :—Dacca, Commillah, Chittagong, Noakhali, Burreisal, Jessore, Furreedpore, Pubna, Mymersing, Sylhet, the Khasia Hills and Cachar. Number of schools 236.

3. The South-West Division, (head quarters, Midnapore), is formed out of Burdwan, Jehanabad, Beerbhoom, Bancoorah, Midnapore, the Province of Orissa, Sumbulpore, and the territory under the control of the South-West Frontier Agency. Sumbulpore has since been detached from Bengal and annexed to the Central Provinces. This division contained 161 schools.

4. The North-West Division, (head quarters, Patna,) comprises the old province of Behar and the Santhal Pergunnahs, the boundary to the S. W. being the Great Trunk Road. This division contained 115 schools.

5. The North-East Division, (head quarters, Ghowhatti,) contains the Province of Assam, Rungpore, Dinajpore, Darjeeling, Bograh, Rajshahi, Maldah and Moorsheadabad. Within these limits 159 schools were included.

An educational Map to illustrate these accompanies the Report.

Mr. Woodrow, the Inspector of the Central Division, reports its area and population approximately.

	Area in Square Miles.	Population.	Govt. and Aided Schools and Colleges.	Number of Pupils on the Rolls.
Calcutta, ...	7.8	361,369	16	2,969
24-Pergunnahs and Baraset, ...	2277.07	1,200,731	67	4,184
Nuddea, ...	3577.88	589,343	42	2,084
Hooghly, exclusive of Jehanabad, ...	1335	1,011,620	67	5,632
Total, ..	7197.75	3,163,063	192	15,169

Thus in the richest and most populous portion of the Province of Bengal, the proportion of pupils in Government and Aided Schools is as 1 to 208. In Missionary institutions not receiving aid from Government there are about 6,000 pupils, of whom 4,400 study English. The number of pupils in private Schools superior to common indigenous Schools may amount to nearly the same number. Altogether there are about 27,000 pupils, or on the average one person in every 113 receives an education superior to that given in indigenous Schools. The attendance in indigenous Schools is much the same as it was 25 years ago, and Mr. Adam's calculation of one in fifty may still be accepted as correct. Hence there are about three persons in every hundred under education in the Central Division of Bengal.

EXTERNAL COMMERCE OF MADRAS.

1861-62.

THE Total Imports amounted to Rs. 5,67,80,049, Exports to Rs. 5,82,50,736 and Re-Exports to 11,60,099, a grand total of Rs. 11,61,90,884. Last year the value was only Rs. 10,47,75,815; and in 1859-60 it was Rs. 9,19,33,558. Of the whole in 1861-62 Rs. 49,88,983 represents the Government share. The following table shews the details:—

Comparative Statement of External Commerce by Sea, during the Official year 1861-62.

	Private Trade				On account of Government.				Grand Total.	
	Merchandise.		Treasure.		Stores, &c.		Treasure.			Total.
	Rs.	Rs.	Rs.	Rs.	Rs.	Rs.	Rs.	Rs.		
1860-61.										
Imports	...	2,55,60,644	2,07,25,887	4,92,86,531	30,95,168	...	30,95,168	...	5,23,81,699	
Exports	...	4,47,64,655	59,88,032	5,05,33,287	33,683	3,00,000	3,00,000	3,33,683	5,08,86,970	
Re-Exports	...	15,07,146	..	15,07,146	15,07,146	
Total	...	7,46,32,445	2,67,14,519	10,13,46,964	31,28,851	3,00,000	3,00,000	34,28,851	10,47,75,815	
1861-62.										
Imports	...	2,98,28,944	2,22,85,900	5,21,14,844	46,65,205	...	46,65,205	...	5,67,80,049	
Exports	...	5,42,73,272	36,58,486	5,79,31,758	18,978	3,00,000	3,00,000	3,18,978	5,82,50,736	
Re-Exports	...	11,55,299	..	11,55,299	4,800	4,800	11,60,099	
Total	...	8,52,57,515	2,59,44,386	11,12,01,901	46,88,983	3,00,000	3,00,000	49,88,983	11,61,90,884	
Increase	...	1,06,25,070	..	98,54,987	15,60,132	15,60,132	1,14,15,069	
Decrease	7,70,133	

The value of the Imports from the United Kingdom was Rs. 2,31,22,203 shewing an increase in merchandise of Rs. 6,32,162 and a decrease in treasure of Rs. 5,65,248 or a net increase of Rs. 66,914. The Exports to the United Kingdom were Rs. 1,91,58,353 shewing a net increase of Rs. 74,52,874.

Of Imports from the United Kingdom the following were the chief articles :—

	Value. Co.'s Rs.	Value. Co.'s Rs.
<i>Apparel.</i> —Boots and Shoes	17,904	13,140
Buttons	934	373
Gloves	6,968	8,130
Gold and Silver Lace and Thread	2,25,328	3,15,039
Haberdashery	53,351	62,782
Hats and Caps	31,973	19,786
Hosiery	29,167	30,451
Millinery	3,54,933	2,79,724
Wearing Apparel	1,26,538	1,33,797
Do. Military	51,648	46,279
Arms and Ammunition	44,275	48,108
Hats and Balls	5,100	2,336
Beads	653	1,724
Billiard Tables	6,361	3,490
<i>Books and Stationery.</i> —Books—British	1,11,549	1,23,163
Gilt and Colored Papers	1,287
Prints and Engravings	6,509	711
Stationery	1,25,142	1,66,705
<i>Cotton Goods.</i> —Twist and Yarn—British	33,11,503	25,40,446
Thread	20,215	13,913
Piece Goods—Dyed	3,17,670	3,49,698
Do. Printed	6,40,287	3,94,160
Do. Plain	18,35,547	14,71,187
<i>Drugs.</i> —Copperas or Sulphate of Iron	1,042	2,761
Camphor	3,807	...
Sulphate of Copper	8,082	2,229
Sulphuric Acid	3,809
Other Sorts... ..	11,825	13,822
Dye—Saffron	2,250
<i>Glassware.</i> —Bottles	9,103	6,741
Other Sorts... ..	88,711	1,01,978
Grocery	6,923	4,627
Machinery	47,511	1,70,414
Malt Liquors—Private	1,26,652	3,38,371
Do. on Government Account	4,57,800	5,51,309
<i>Manufactured Metals.</i> —Brassware	2,296	2,129
Copperware	104	412
Cutlery	16,846	16,526
Hardware	97,142	78,012
Ironware	60,081	37,050
Platedware	48,953	30,157
Silverware	2,860	2,548
Silver Plate	10,468	14,599
Tinware	2,645	1,640
Types—Printing	20,162	19,007

	Value. Co.'s Rs.	Value. Co.'s Rs.
<i>Manufactured Metals.—Other Sorts</i> ...	18,944	12,005
Medicines ...	22,574	35,337
<i>Copper.—Bolt and Ingot</i> ...	53,471	1,10,336
Rod ...	139	...
Sheet ...	85,505	1,51,761
Sheathing ...	20,008	...
<i>Iron.—Bar and Bolt</i> ...	6,07,671	6,78,113
Hoop ...	22,882	34,878
Nails ...	9,748	791
Rod ...	2,669	16,000
Sheet ...	39,020	54,509
Swedish ...	3,069	6,875
Wire ...	5,095	4,392
Steel ...	23,591	13,106
Do. Swedish	6,121
Spelter ...	16,295	37,967
Tin Plates ...	6,383	18,957
Lead—Pig ...	10,525	4,974
Do. Sheet ...	381	842
Brass Sheet ...	3,057	1,058
Do. Wire ...	3,114	5,053
Patent Sheathing	1,931
Yellow Metal ...	53,270	61,425
Do. Sheathing ...	33,698	85,689
Quicksilver ...	16,441	14,672
Other Sorts ...	10,037	9,064
<i>Military Stores.—On Government Account</i> ...	20,15,211	36,05,278
<i>Naval Stores.—Anchors</i> ...	300	...
Canvas ...	56,066	15,106
Cordage ...	8,314	3,389
Grease or Tallow ...	7,018	4,083
Pitch—Tar and Dammer... ..	5,938	8,245
* Twine ...	1,709	3,035
Other Sorts ...	3,348	3,751
<i>Oils.—Linseed</i> ...	6,045	3,603
Other Sorts... ..	1,310	1,391
<i>Oilman's Stores</i> ...	1,16,202	1,54,629
<i>Paint and Colors.—Red Lead</i> ...	1,158	3,646
Varnish ...	2,411	7,547
White Lead.. ..	5,675	13,239
Other Sorts... ..	26,182	11,877
<i>Provisions.—Barley</i> ...	1,132	63
Confectionery ...	20,704	10,996
Flour ...	2,285	6,375
Fresh ...	7,085	3,608
Salted ...	11,184	12,768
Other Sorts... ..	13,923	11,581
<i>Railway Stores</i> ...	26,55,346	27,20,541
<i>Saddlery</i> ...	63,954	56,923
<i>Silk Piece Goods.—Silk Piece Goods—British</i> ...	5,011	5,469
Do. Foreign ...	215	25
Velvet—British ...	2,078	313
<i>Shoe Blacking</i> ...	3,773	1,905

Principal Imports and Exports.

155

	Rs.	Value.	Value.
<i>Spirits</i> —Brandy	81,234	83,546	
Gin	26,314	38,875	
Rum	3,139	3,470	
Whisky	6,346	10,362	
<i>Wines</i> —Cape	1,761	3,271	
Champagne... ..	30,417	31,228	
Cherry Brandy		1,872	
Claret—English	19,520	8,025	
Curacoa		2,372	
Ginger			
Hock	14,794	18,197	
Lisbon	2,661	4,370	
Madeira	3,660	2,046	
Marscella	24,417	9,082	
Moscelle	1,070	364	
Noyeau	10,248	6,045	
Port		1,166	
Sherry	84,229	74,911	
Other Sorts... ..	1,87,861	1,89,694	
<i>Woolens</i> —Alpaca	20,752	16,249	
Army Cloth	15,658	12,902	
Blankets		26,012	
Blue Cloth	10,795	7,076	
Broad Cloth	247	11,606	
Bunting	25,447	21,015	
Carpets	96	765	
Carpetting	2,700	2,164	
Carriage Cloth	2,499	4,150	
Circassian Cloth	2,573	4,833	
Coburg	3,167	451	
Doe Skins	293	446	
Flannel	4,146	4,044	
Gambroons	22,096	12,533	
Merino	635	1,033	
Orleans	1,899	2,121	
Scarlet Cloth	5,938	607	
Serge	2,079	2,383	
Shawls	2,764	1,347	
Tweeds	6,879	2,831	
Other Sorts	17,209	34,761	
Sundries	35,569	33,485	
	76,333	52,485	
The following were the Exports:—			
<i>Apparel</i> —Wearing	1,039	1,010	
Millinery	2,414	2,311	
Books	2,100	1,446	
Cabinet-ware	2,197	1,582	
Coffee	9,04,614	20,67,468	
Cotton Wool	18,26,615	71,26,610	
<i>Cotton Goods</i> —Piece Goods—Dyed	3,94,761	5,19,130	
Do. Printed	12	292	
Do. Plain	1,071	23	
<i>Drugs</i> —Myrabolanes	17,516	7,849	
Senna	48,293	18,240	
<i>Dyes</i> —Indigo	22,84,068	38,03,648	
Turmeric	5,212	57	

	Rs.	Value.	Value.
Fishmaws	1,200
Grain—Rice.	3,75,740	2,36,786
Hides.—Tanned	11,00,810	9,41,443
Untanned	81,507	77,447
Horns.—Buffaloe	41,723	33,860
Deer	19,733	16,069
Ivory and Elephant's Teeth	575	1,101
Ivory and Horn-ware	4,266	2,492
Jewellery of sorts	5,073	3,924
Metal—Iron Pig	29,102	23,781
Molasses or Jagreo	1,11,692	1,47,507
Do. Palmirah	47,143	7,296
Naval Stores.—Coir and Coir Rope	2,24,342	1,60,056
Oil.—Cocoanut	10,38,193	9,14,368
Fish	65,563	56,446
Lamp	5,783
Manilla	38,648	17,269
Other Sorts	658	278
Oilman's Stores	11,308	7,265
Pictures and Portraits	1,880	1,005
Precious Stones.—Diamonds	11,901	5,000
Pearls	2,700
Rubies	2,300	1,050
Other Sorts	1,275	...
Precious.—Fresh	5,689	5,152
Other Sorts...	3,298	2,517
Sulphure	30,273	79,996
Seeds.—Castor	9,222
Gingely	1,52,018	1,10,307
Linseed	7,106	15,050
Manilla	30,905	13,145
Mustard	17,982	28,418
Niger	74,525
Other Sorts	33	766
Shawls—Cashmere	2,996	1,475
Spices.—Cardamoms	20,962	16,217
Ginger	37,089	31,800
Pepper	31,055	1,63,760
Do. White	18,959
Spirits—Rum	6,473	18,287
Sugar	25,31,086	21,38,460
Tabacco—manufactured	202	282
Toys	2,986	1,358
Wax and Wax Candles	15,150	16,182
Wood—Red	68,451	1,19,356
Wool	4,450
Woollen Carpets	5,905	4,381
Sundries	27,622	20,479
Total Merchandize	1,17,03,964	1,91,58,353
Treasure—Gold	1,515	...
Total Merchandize and Treasure	1,17,05,479	1,91,58,353

The rest of the Trade was with the following places :—

<i>Non-Indian Ports.</i>	<i>Imports.</i>	<i>Exports.</i>	<i>Re exports.</i>
	Rs.	Rs.	Rs.
Aden	36,390	1,376
Australia	120
America	2,23,648	47,507
Arabian Gulf	1,72,106	7,13,067	2,631
Bourbon	21,098	3,37,487	616
Cape of Good Hope	45,147	13,642
Ceylon	78,32,712	60,55,555	1,30,782
China	3,51,378	2,377	2,404
France	9,58,414	51,32,165	12,150
Holland	160
Laccadives	1,01,793	12,786	10,175
Maldives	8,237	3,585	408
Mediterranean	120	1,300
Mauritius	4,53,803	9,20,631	18,368
N. S. Wales	4,07,952	205
Nicobars	1,279
Strait Settlements	10,49,567	5,36,063	24,215
Persian Gulf	16,128	3,11,239
Sumatra	14,197	8,937	202
Turkey	55,208	4,66,513
West Indies	23,302
<i>Indian Ports.</i>			
Aracan	30,301	26,100	135
Balasore	1,17,023	14,180
Basseri	28,068	33,669
Bombay	1,37,17,069	87,553
Calcutta	53,55,885	46,22,135	1,70,330
Chittagong	5,51,344	2,37,907	1,617
Cochin	1,133
Concan	4,69,355	6,65,458	1,458
Dutch	26,646	4,55,941
Goa	71,072	1,45,172	267
Guzerat	5,819	27,688
Indian French Ports	3,21,450	5,59,082	3,65,899
Moulmein	6,31,795	5,10,587	4,963
Rangoon	4,52,416	3,62,681	50,925
Scinde	35,123	1,32,975	815
Travancore	1,18,559	57,947	96,408

The Export of Cotton Wool was as follows to

	lbs.	Rs.
United Kingdom	3,90,85,862	71,26,600
Aden	3,080	659
Arabian Gulf	11,480	2,240
Ceylon	9,84,337	1,45,667
France	25,37,334	3,71,488
Maldives	448	67
Bombay	4,39,92,690	92,74,673
Calcutta	6,92,764	8,761
Indian Ports	2,35,476	31,150

The total to Foreign or External ports was 42,623,541 lbs. valued at Rs. 76,46,731 and to Indian ports was 44,920,930 lbs. valued at Rs. 93,93,484.

The export of Coffee was

	lbs.	Rs.
United Kingdom	92,23,651	20,67,468
Aden	2,199	489
Arabian Gulf	3,56,506	72,719
Ceylon	1,68,268	34,364
France	63,68,411	14,88,194
Turkey	12,96,680	2,80,684
Bombay	29,30,588	6,36,461
Calcutta	1,60,537	34,577
Cutch	10,545	2,194
Goa	28	5
Indiau Ports (French)	264	66
Moulmein	1,176	210
Rangoon	9,413	2,112
Scinde	25,918	4,859

The total to Foreign or External Ports was 17,822,629 lbs. valued at Rs. 40,29,885 and to Indian Ports was 3,137,569 lbs. valued at Rs. 6,80,484.

Duty—Imports:—

	Rs.	A. P.
Foreign Duty	13,27,026	14 7
Home Duty... ..	31,692	1 2
Total	13,58,718	15 9

Exports:—

	Rs.	A. P.
Foreign Duty	6,69,637	6 9
Home Duty... ..	42,573	13 3
Total	7,12,211	3 0

The following shews the tonnage of the Port of Madras :—

ARRIVALS.	Total Ships and Tonnage Arrived Foreign Ports.		Total Indian or Home Port.		Total Ships and Tonnage Arrived.	
	Vessels	Tonnage	Vessels	Tonnage.	Vessels.	Tonnage.
SQUARE RIGGED.						
Steamers under British Colors	50	45,344	131	76,573	181	1,21,917
Ships under British Colors	1,186	2,18,288	223	76,011	1,409	2,94,299
American do. ...	19	16,341	11	10,149	30	26,490
Arab do. ...	9	4,060	3	1,404	12	5,470
Danish do. ...	1	293	1	293
French do. ...	34	15,878	75	30,030	109	45,908
Hamburgh do.	2	934	2	934
Portuguese do. ...	2	634	2	634
Russian do. ...	1	854	1	854
Swedish do. ...	1	315	1	304	2	619
Total Square Rigged ...	1,303	3,02,013	446	1,95,405	1,749	4,07,418
NATIVE CRAFT.						
Under British Colors ...	265	11,655	3,918	1,76,434	4,183	1,91,089
Arab do. ...	33	2,633	124	15,810	157	18,443
Cutch do.	150	11,683	150	11,683
French do. ...	1	48	1	48
Portuguese do.	225	4,380	255	4,380
Native do. ...	491	21,495	167	12,048	656	33,543
Total Native Craft ...	790	38,831	4,614	2,20,355	5,404	2,59,186
Total Square Rigged and Native Craft ...	2,093	3,40,844	5,060	4,15,760	7,158	7,56,604

DEPARTURES.	Total Ships and Tonnage De- parted Foreign Ports.		Total Indian or Home Ports.		Total Ships and Tonnage De parted.	
	Vessels.	Tonnage.	Vessels	Tonnage.	Vessels.	Tonnage.
SQUARE RIGGED.						
Steamers under British Colors	46	41,543	171	91,360	217	1,32,903
Ships under British Colors	1,122	2,49,336	250	90,003	1,672	3,39,339
American do.	3	1,949	30	25,578	33	27,527
Arab do.	4	1,536	9	4,153	13	5,689
Danish do.	1	293	1	293
Dutch do.	3	627	3	627
French do ...	112	61,944	19	7,019	161	71,963
Hamburgh do.	1	492	1	492
Portuguese do.	2	634	2	634
Russian do	1	854	1	854
Swedish do.	1	304	2	734	3	1,038
Total Square Rigged	1,623	3,61,024	484	2,20,335	2,107	5,81,359
NATIVE CRAFT.						
Under British Colors ...	265	21,368	4,020	1,82,024	4,285	2,03,392
Arab do. ...	133	16,190	18	2,050	151	18,240
Cutch do.	19	1,768	223	16,164	242	17,932
French do.	1	48	1	48
Portuguese do.	286	4,618	286	4,618
Native do	823	32,188	162	16,250	985	48,436
Total Native Craft	1,240	71,514	4,710	2,21,154	5,950	2,92,668
Total Square Rigged and Native Craft	2,863	4,32,538	5,194	4,41,489	8,057	8,74,027

THE SETTLEMENT OF THE LAND REVENUE OF MADRAS.

(FASLI 1270) 1860-61.

THE Report is submitted, with apologies for delay, by W. Huddleston, Esq., Secretary to the Board of Revenue. It is accompanied by elaborate statements and reports from all the Collectors of Districts, and is preceded by the Orders of Government.

Previous to 1860-61 there were 244 Taluks in this Presidency including Madras, and also seven Taluks settled on the Oolungoo principle. These Taluks were re-arranged and reduced to 160. Of a total of 20,69,233 Puttahs about one-half remained unchanged, and the proportion will no doubt be greater in the next year. The Board believe that the discontinuance of the old system of issuing a fresh Puttah every year is generally appreciated.

Assessment.—The average assessment per acre was Rs. 1-2-8 on Dry land, Rs. 5-5-9 on Wet land, and Rs. 3-12-8 on Garden land.

General Result.—The entire land revenue settlement was composed of the following items:—

Items.	Fasli 1269	Fasli 1270.
	Rs.	Rs.
Peisheush on permanently settled Estates	50,63,416	51,05,454
Jody of Shotriem and Inam villages ..	4,38,972	4,34,690
Rents for more than one year ..	2,17,247	2,27,544
Rents for one year	68,588	66,352
Ryotwar	3,45,45,988	3,41,79,255
Amay or division of produce	63,852	49,328
Redemption of quit rent on Inams, &c.	0	2,115
Sayer or Extra Revenue for May and June	0	81,342
Total ...	4,03,98,073	4,01,46,080

This shews a net decrease of Rs. 2,51,993.

The Crops of Sugar Cane, Cotton and Indigo shew a falling

off, but the area of land sown with Cotton in the Coimbatore district shows an increase:—

Districts	Sugar-cane.		Cotton.		Indigo.	
	Fasli 1269.	Fasli 1270.	Fasli 1269.	Fasli 1270.	Fasli 1269.	Fasli 1270.
	Acres.	Acres.	Acres.	Acres.	Acres.	Acres.
Ganjam	2,842	3,544	4,769	4,679		
Vizagapatam	4,496	3,933	6,736	4,794	632	68
Godavery ..	4,376	4,409	12,745	12,637	180	24
Kistnah			1,31,138	1,24,865	16,217	8,500
Nellore ...	13	15	15,201	13,750	27,908	14,142
Cuddapah .	2,756	2,711	33,367	25,926	27,091	29,929
Bellary ..	8,246	8,435	2,85,501	2,89,673	3,213	2,989
Kurnool ..	716	503	1,52,325	1,32,583	23,773	12,242
Madras	128	101	4	4	4,097	2,580
North Arcot	6,348	5,011	55	41	21,617	13,521
South Arcot	1,878	2,161	33,198	34,911	36,548	34,974
Tanjore	311	324	1,636	576	882	1,994
Trichinopoly	1,526	1,353	5,796	7,631	276	59
Madura	196	177	77,159	81,256	31	57
Tinnevely	251	216	1,84,325	1,88,342	553	46
Coimbatore	1,614	1,408	1,20,086	1,32,231	8	
Salem	1,426	1,441	15,214	15,767	1,916	2,189
North Canara	3,106	2,667				
South Canara	561	592				
Malabar						
	40,061	38,886	*10,76,658	10,66,559	1,65,602	1,26,586
Government Lands	25,332	23,135	7,11,359	6,93,501	1,26,813	93,679
Inam Lands	4,059	4,721	2,44,129	2,43,200	23,159	17,558
Zemindary Lands	10,619	11,030	1,21,176	1,19,857	15,636	16,357

* This total has been corrected, a clerical error having been made in the Return for Fasli 1268.

Climate and Health.—The season was generally unfavourable owing to a scanty fall of rain which varied from 14.9 inches in Kurnool to 101.1 in Canara. Cholera, Fever and Small Pox more or less prevailed except in South Canara. The cattle suffered. In Ganjam 1,757 persons died from cholera, in Godavery district 4,378 from cholera and 3,587 from fever; in Bellary 1,435 from cholera; in Coimbatore 1,817; and in Malabar 4,199. Collectors were instructed to supervise vaccination with the following results :—

Districts.	Total number of children vaccinated.		
	Successful.	Unsuccessful.	Total.
1 Ganjam	6,061	233	6,294
2 Vizagapatam	9,557	136	9,693
3 Godavery	8,409	2,244	10,653
4 Kistna	10,754
5 Nellore	9,815	729	10,544
6 Cuddapah	8,168	1,304	9,472
7 Bellary	8,626	563	9,189
8 Kurnool	1,506	152	1,658
9 Madras	3,603	585	4,188
10 North Arcot	9,847	418	10,265
11 South Arcot	8,078
12 Tanjore	16,246	723	16,969
13 Trichinopoly	4,951	509	5,460
14 Madura	21,280	1,254	22,534
15 Tinnevely	10,893	807	11,700
16 Coimbatore	17,723	1,880	19,603
17 Salem	15,362	2,609	17,971
18 North Canara	4,249	383	4,632
19 South Canara	4,545	950	5,495
20 Malabar	15,438	3,886	19,324

Prices were higher, those of some of the principal grains rising from 31 to 42 per cent. above the average of the ten preceding years, and 7 to 15 per cent. above the preceding year.

A. large exportation of grain and a generally scanty harvest had their natural effect in maintaining the high prices in the grain market. The pressure upon the labouring population in consequence was much felt notwithstanding the higher rate of wages, and the increased local demand for labor. This is shown in some degree by the number of emigrants to Ceylon from Tanjore, Madura, and Tinnevely, which amounted to upwards of 50,000 people.

Ryots' Holdings.—The area of land in occupation and entered in the Puttals of the Ryots for the year 1860-61 was (excluding Canara and Malabar) 1,50,50,564 acres assessed at 3,10,03,264 Rupees.

Items.	Extent.	Assessment
	Acres.	Rs.
Lands held at the commencement of the year ...	1,47,40,658	3,07,03,358
Deduct lands given up ...	6,36,743	12,53,348
Remainder ...	1,41,03,915	2,94,50,010
Add lands newly taken up ...	9,46,649	15,53,254
Total Holdings ...	1,50,50,564	3,10,03,264
Deduct Waste remitted ...	3,80,601	11,27,192
Remainder ...	1,46,69,963	2,98,76,072

The net area of occupancy shows an excess above the previous Fasli of acres 4,09,068 ; but there is a decrease in the assessment to the amount of Rupees 82,405, which is chiefly owing to the net assessment only, less the old permanent remission of 25 and 33 per cent. on the lands of Cuddapah being entered in the accounts of Fasli 1270, instead of the full survey assessment as heretofore. Of the assessment on the above area of occupancy, Rupees 11,27,192, being the assessment on acres 3,80,601 comprising whole fields left waste from causes beyond the ryots' control, was remitted in addition to Rupees 3,05,426 remission for the same cause on fields partly unsown. Compared with several of the former years this item appears large.

But still a larger amount of assessment on unsown land viz. Rupees 18,82,598 was charged to the Ryot, which was 2,25,289 Rupees in excess of the land tax on waste charged in the preceding year. The Board consider this result as affording satisfactory proof that the rule which requires the ryot to pay the assessment of his entire holding, except under circumstances beyond his control, was not relaxed more than was really rendered necessary by the character of the season.

Cultivation.—The actual cultivation of the year including waste charged to the ryot, the assessment on it and the remissions allowed, with the amount of Sundry Items of Land Revenue, was 14,669,963 acres yielding an assessment of Rs. 3,41,79,256 or 280,749 acres more and Rs. 3,66,803 less than the previous year.

Sundry Sources of Revenue.—The Settlement of the Sundry Sources of Revenue resulted in a net increase of Rupees 30,67,294.

Items.	Fasli 1269.	Fasli 1270.		
		Ain.	Sayer or Extra Revenue for May and June 1861.	Total.
	Rs.	Rs.	Rs.	Rs.
Abkarry ...	29,49,711	31,14,444	230	31,14,674
Miscellaneous or Interest on arrears of Revenue & Refunds of charges	10,404	10,404
Income Tax	13,60,400	943	13,61,343
Moturpha ...	11,02,330	10,15,904	389	10,16,293
Salt ...	65,42,672	72,91,511	3,775	72,95,286
	25,30,410	24,17,732	3,299	24,21,031
Sea Customs ...	2,56,941	2,88,726	10	2,88,736
Land Customs				
Stamps ...	8,59,653	17,94,755	6,924	18,01,679
Total ...	1,42,41,717	1,72,93,876	15,570	1,73,09,446

The decrease under the head of Moturpha was due to the introduction of the Income tax, under which many who previously had been taxed for Moturpha were now assessed. If the Income tax assessable on an individual was larger than the Moturpha hitherto paid by him, the whole was taken to the credit of the Income tax, and if smaller, the difference alone was credited to the Moturpha. The Salt transactions shew an increase of 31,91,684 maunds :—

Items.	Fasli 1269.	Fasli 1270.
	In. Mds.	In. Mds.
Quantity in store at the beginning } of the Fasli }	71,09,835	84,31,780
Ditto manufactured and received } into store during do. }	87,03,586	1,02,48,815
Total	1,58,13,421	1,86,80,595
SALES.		
Home consumption	26,97,264	27,80,546
Inland do.	30,83,947	33,70,575
Export by sea	9,65,727	6,64,513
Sold to the French Government	63,486	63,979
Total sales	68,10,424	68,79,613
Remainder	90,02,997	1,18,00,982
Wastage written off under the } sanction of Government }	6,68,284	2,74,585
Balance in store at the close of the } Fasli }	83,34,713	1,15,26,397

The railway carried 5,77,500 maunds from Madras. The current demand under all heads amounted to Rupees 5,80,30,402 or Rupees 27,88,550 in excess of the demand for Fasli 1269 as shown below :—

Items.	Fasli 1269.	Fasli 1270.
		Rs.
Land Revenue	4,03,58,073	4,01,46,080
Sundry Sources of Revenue ...	1,42,41,717	1,73,09,446
Extra Revenue	5,74,879	5,44,283
Interest Account	27,183	30,594
Total	5,52,41,852	5,80,30,403

Neilgherry Lands.—The following shows the whole land-revenue derived in the Neilgherry Taluk :—

Items.	Demand for Fasli 1270.
	Rs.
<i>Ryotwar.</i>	
Lands held by Burghers and other Hill tribes, &c.	8,519
Lands held by Europeans, East Indians and others, for Coffee plantations, &c. ...	2,279
Total	10,798
<i>Quit-rent.</i>	
Ootacamund	3,106
Coonoor	643
Kotagherry	275
Wellington	261
Sundry Items	2,709
Total	6,994
Grand Total	17,792

The Irrecoverable Arrears are under the following heads :—

	Rs.	As.	P.
Permanently settled	6,942	6	9
Not permanently settled ...	1,28,289	6	8
Abkarry	2	8	0
Moturpha	3,844	4	6
Extra Revenue and Interest account	5,237	0	1
Total	1,44,315	10	0

Coercive Measures.—In the realization of the Land Revenue, coercive measures were adopted to a greater extent than in Fasli 1269. Process was issued against 27,837 defaulters for the recovery of an arrear of Rupees 2,35,325. The estimated value of property attached was Rupees 1,93,116, of which it was found necessary to sell property to the value of only Rupees 34,040, the rest of the amount due having been generally paid before the sale actually took place. The Districts of Madras and North Arcot were conspicuous for the largest number of defaulters, but by far the largest proportion of property sold for arrears was in Tanjore.

Charges of Management.—The charges amounted to Rupees 71,06,252, or 123 per cent. on the entire receipts including the refunds. The total sum was Rs. 71,06,252 or Rs. 13,57,784 more than the previous year. Of this increase Rs. 7,66,303 was in the Salt charge.

The Madras Government remark that the total of the Ryots' holdings at the commencement of the year was acres 1,47,40,658, assessed at Rupees 3,07,03,358. Of this only four per cent., or 6,36,743 acres, assessed at Rupees 12,53,318, were given up, a fact which proves that there is greater permanency in Ryotwarry estates than is generally supposed.

MADRAS COURT OF SMALL CAUSES.

1862.

THE Judges, Messrs. L. U. Steele, G. E. Cower, and C. Rungnada Sastry, report that the Court was self-supporting during the year. After paying its own expenses, it yielded a Revenue of Rupees 2,825-1-7 in favor of Government, as follows:—

	Rs.	As.	P.
Amount realized by Commission and Fees, in 1862, and credited to Government, ...	76,122	0	10
Deduct expenses of the Court, ...	73,296	15	3

Revenue in favor of Government Rupees 2,825 1 7
 During the twelve years' existence of the Court this the first that has really realised a surplus, 1861 being exceptional.

The Court sat 274 days on the year. The number of causes decided in 1862 was 21,631 or 383 less than in the previous

year. In 1862 for plaintiff judgment was given in 11,941 cases, and for defendant in 646; 891 cases were nonsuited and struck off, 8,057 were compromised, and 96 were undecided.

THE PULNI MOUNTAINS.

1862.

LIEUTENANT COLONEL D. Hamilton, 21st Regiment N. I., furnishes the Madras Government with a Report on the Pulni mountains situated between 10° and $10^{\circ} 15''$ north latitude, and $77^{\circ} 20'$ and $77^{\circ} 55''$ east longitude, in the Madura District. They extend in a north-easterly direction from the great mass of mountains known as the Western Ghats, to which they are connected by an isthmus or ridge of hills about 8 miles in width; being completely isolated on every other side. These mountains were surveyed about twenty-five years ago by Captain Ward of the Surveyor General's Department; he states their length from east to west to be 54 miles with a medium breadth of 15 miles, and their superficial area $798\frac{1}{2}$ square miles; this includes Anjeenaad, now a dependency of Travancore. Captain Ward reckons the area of the Anjeenaad hills to contain $231\frac{1}{2}$ square miles which leaves 567 square miles for the Pulnis Proper. They are divided by the hill people into two ranges: the higher, and the lower. Captain Ryves of the Engineers, who was on the Pulnis in 1859 and took the altitudes with an aneroid barometer, makes their mean height 7,500 with peaks and ridges running up to 8,000 and 8,500 feet, and the edge of the slopes above the precipices from 6,000 to 6,500 feet. He estimates the area of the upper plateau to be about 105 square miles. The plain from which the Pulnis rise is, according to Dr. White, 1,100 feet above the level of the sea. The principal rocks are immense masses of gneiss interstratified with quartz and traversed by veins of felspar, in places projecting above the surface firm and unaffected by the weather, but more generally decayed to a considerable depth, and occasionally so disintegrated that it is reduced to a gritty clay. The grassy tops of the hills are covered with black soil varying from a few inches to several feet in thickness. Water is plentiful, the Hills being the source of 30 large streams. Peat is found in the swamps of Kudaikarnal. The only made Ghaut up

to the higher Pulnis on the southern side is that from Perreakolum to the settlement of Kudaikarnal. There are six other passes to the higher Pulnis, but they are unmade, being tracks up which a pony can scramble with difficulty.

The People.—There are several villages on the Hills with a population of 3,500 consisting of a mixed race, viz., Koonoovers, Poliars, Vadogars, Maravers, Chetties, and a few Pariahs. The Poliars are thought to be the aborigines and till lately were the prædial slaves of the Koonoovers. Traders from the plains dupe the ryots who dread a civil process more than death. The people eat all sorts of animals and drink the toddy of the Sago palm. They are ignorant, apathetic and suspicious. The whole cultivation around the villages is in fields, cut into terraces, on the spurs and slopes of the mountains, laid out with considerable skill and much labor. The products of the higher range are garlic, rice, mustard, wheat, barley, vendium, tennay, and a few potatoes; of these, garlic, wheat, barley, vendium, tennay, vasauboo, or sweet flag, and potatoes are grown in the fields near the villages. Garlic is the staple product being the chief article of export. The people use liquid manure. Salt and cloth are the chief articles of import.

The *Climate* appears to be milder and of more even temperature than that of Ootacamund, though the altitude of the sites of the houses at Kudaikarnal is within a few feet of that of the Ootacamund lake. Though a less amount of rain falls than on the Nilgiris it is more equally distributed throughout the year; consequently the Pulnis are never subject to those long droughts that at times occur on the Nilgiris. The year is divided into two seasons. The cold season, similiar to the autumn of the south of France, may be said to set in from December and terminate in March; whilst the monsoon season, resembling a mild autumn in the south of England, occupies the remaining months. The higher range is without a doubt as healthy, and free from fever, as Ootacamund itself, and moreover possesses a milder and more genial climate. Several families belonging to the American Mission have for many years been in the habit of residing at Kudaikarnal at all seasons of the year. The best site for a sanitarium would be to the west of Kudaikarnal which is 112 miles from Trichinopoly and 65 from Madura, through which the Negapatam and Tuticorin railway will pass. The best Coffee ground is on the lower Pulnis. Mr. DeFonclair has a small plantation there near Perroyor, at present the only one on the Pulnis, but besides the great valley of Pombarry there are several other spots on the higher range well adapted for its growth. Tea thrives. A gentle-

man of the American Mission informed Colonel Hanch that New Orleans cotton had been tried and succeeded at an elevation of 5,000 feet above the level of the sea. Every European fruit and vegetable that grows at Ootacamund and Coonoor on the Nilgiris would succeed equally well at Kudaikarnal and Shembaganoor. In his Minute of February 1860 on the upper plateau Sir Charles Trevelyan says—"It is an important fact that as regards much of the largest portion of this tract there is no claim to the soil which can interfere with the most absolute freehold; the villages are few and far between, and the rights of the inhabitants are confined to the land they cultivate." Stone, timber and labour are abundant. Australian trees would flourish.

THE SHEVAROY HILLS.

1862.

LIEUT-COLONEL Douglas Hamilton, of the 44th N. I., furnishes to the Madras Government a Report on the Shevaroy Hills.

Physical Description.—The Shevaroy Hills are situated in the Salem district of the Madras Presidency, about six miles to the north of Salem, in north latitude $11^{\circ} 50'$ and east longitude $78^{\circ} 20'$. Their entire length from north to south is about seventeen miles, with a breadth of from ten to twelve miles forming an irregular mass of mountains intersected by vallies. The superficial area of the higher plateau is about one hundred square miles. The Shevaroyen on the Green Hills is the highest mountain, its elevation is variously estimated, from 5,200 to 5,300 feet above the sea level. The whole range is in three divisions called Nàuds, viz., Mogo-nàud, Salem-nàud, and Mootoo-nàud. Yercaud, the present settlement, is in the latter nàud. The lower slopes of the mountains are rocky and thickly wooded, but the timber is not of large growth; the summits of the hills are generally covered with stunted timber and brushwood.

The People.—The inhabitants of these mountains are called "Vellalers" or Malayalies (mountaineers); they number about 3,500 souls, occupying seventy-nine villages scattered over the hills. According to the generally accepted tradition, they emigrated from Conjeveram about six hundred years ago. In appearance and habits they differ little from the inhabitants of the plains, speaking Tamil, and being Hindoo; their dress is similar to that of the natives of the plains, a black cumby is generally worn by

the men in cold weather though the women, who do as much outdoor labour as the men, do not wear it. Their huts have a very singular appearance, being of a circular form with a grass-thatched conical roof and walls made of split bamboos coated with mud. There are about 8,000 acres of land under native cultivation chiefly producing raggy, tennay, punnie varagoo, shama, cootta nelloo, wheat, vendium, mustard, plantains, cholom mocha-kotay (beans) and dholl, and affording pasture to considerable herds.

Settlers.—Yercaud, the principal settlement, is situated on the southern portion of the hills nearest to Salem, its average elevation is about 4,500 feet above the sea; it contains about twenty dwelling houses of small dimensions scattered over irregular undulating hills; a Protestant Church and a small Roman Catholic chapel. There are no bazaars nor vegetable gardens, the want of which is much felt by the residents who are consequently obliged to get their provisions from Salem. There are 5,101 acres of the Shevaroy hills planted with Coffee held by thirty Europeans and East Indians. The present coffee cultivation is barely remunerative owing to the difficulty of procuring coolies at the proper season, and the carelessness and ignorance of those entrusted with the plantations. The usual hire of a cooly is two annas and four pie per diem. Coffee was first introduced about forty years ago by Mr. Cockburn, of the Madras Civil Service. Several years ago Mr. Fischer of Salem introduced a few Tea plants, they have grown most luxuriantly though no care has been taken of them nor has the manufacture of Tea from them been attempted. Many fruits, both European and Indian, succeed well on these Hills, apples, pears, peaches, plums, loquots, figs, strawberries, oranges, lemons, limes, citrons, shaddock, guavas, plantains and the Brazil cherry are found in the gardens, while the flowers such as geraniums, roses, fuschias, heliotrope, verbenas, &c., grow almost wild. Capital laid out in establishing a large fruit and vegetable garden to supply the city of Madras, would certainly prove more remunerative than Coffee planting.

Geology.—The Shevaroy mountain consists chiefly of gneiss in its varied forms. At the base of the hills on the Salem side ferruginous hornblende and specular iron ore are found. The quality of the steel and iron ores is very superior, and at one time the Porto Novo Iron Company drew their supplies of ore from this source. There is a good deal of clay iron stone in the laterite which covers the hill sides and summits. No deposit of limestone has been discovered on the Shevaroy hills, which is a great drawback to builders. The surface soil consists of a dark vegetable

mould of considerable depth, in this the Coffee plant thrives. The climate of the Shevaroy is exceedingly delightful, being at a much less elevation than the Neilgherries, and consequently warmer. The average yearly fall of rain appears to be 45 inches. The animals found on these hills are tigers, cheetahs, bears, bisons, sambar, spotted-deer, muntjack or barking deer, mousedeer, wild hog, jungle fowl, spurfowl, hares, partridges, quails, also woodcock and snipe in the season.

Climate.—The Hills are not so much frequented as they might be because of the reputation they have got, somewhat unjustly, for fever. The only European family, not planters, residing on these hills in 1861, spoke highly of the climate; their rosy checked children and their own healthy looks seemed to be good vouchers for the same. Assistant Surgeon W. R. Cornish, who inquired minutely into the subject during his visit in 1861, is of opinion that the Shevaroy fever, when it does occur, is quite as much under control of medicine as the same form of disease elsewhere. During forty years only four were unhealthy, and that in the months of May and June.

CRIME IN THE CITY OF MADRAS.

1861.

MAJOR W. J. Wilson, Commissioner of Police, submits to Government, six statements showing the state of crime, and the operations of the Police in the city of Madras during the year 1861;—

In 1860 there were 22,211 cases and 25,526 persons.

In 1861 there were 20,304 cases and 24,282 persons.

Being a decrease of 1,907 cases and 1,244 persons.

The number of offences of a serious nature was nearly the same as in 1860, but the proportion of convictions was considerably greater.

	Cases.	Persons.	Convictions.
1860	... 122	168	71
1861	... 117	178	114

The number of Larcenies exceeded that reported in 1860, but the total value of the property stolen was less; in 1860 the value was Rs. 38,265; in 1861 Rs. 35,643. Under the head of being in possession of stolen property there were only 87 cases and 97 persons in 1861 against 222 cases and 275 persons the previous year.

OFFENCES	Number of cases.	Number of Prisoners.	Imprisonment with hard labour.	Imprisonment.	Flogged.	Fined.	Acquitted.	Compromised or dismissed for default.
Larceny above 50 Rupees	1	9	9	18
Larceny	1,103	1,254	502	18	426	..	308	..
Receiving stolen goods	101	118	54	3	9	2	50	..
Embezzlement and breach of trust	160	156	108	3	3	..	42	1
Obtaining property by false pretences	46	55	35	20	..
Possessing stolen property without satisfactorily accounting for the same	87	97	48	3	..	20	26	..
Stealing growing plants	75	113	9	..	6	80	18	..
Wrongful appropriation of property found	1	1	1
Reputed thieves	53	59	42	17	..
Malicious injury	24	35	15	20	3
Possessing false weights, &c. &c.	20	20	2	13	5	..
Purchasing property from children	2	3	3
Abduction	36	32	1	2	29	7
Crimping	10
Assault	5	7	7	2	1	..
Assault	3,330	2,784	40	2	..	1,308	1,434	1,996
Assaulting Police in execution of duty	205	309	36	2	..	171	100	..
Breaches of the peace	3,827	7,124	61	6	..	5,562	1,494	180
Trespasses	180	281	1	189	91	24

Cruelty to animals	320	331	285	46	285
Riding or driving furiously	941	1,008	811	197	906
Obstructing public roads, and other minor offences	1,139	1,232	3,835	326	993
under Section 19, Act XLVIII. of 1860	4,779	4,828	492	62	6
Nuisances	550	564	6	6	309
Drunk and incapable	6	6	29	1	10
Begging in the streets	159	415	6	97	2
Gambling in the streets	5	30	10	10	10
Keeping gaming houses	15	20	4	4	4
Keeping brothels	3	4	2	4	6
Keeping taverns, &c., without licence	4	6	16	6	16
Breaches of license	16	22	216	166	188
Conducting processions without license	1	1	2	4	2
Taking spirits into Jail, &c. &c.	3	3	2	2	2
Escape from legal confinement	3	3	14	5	3
Refusing maintenance	558	389	2	2	2
Violation of duty, &c., by Police Officers	16	14	2	2	2
Neglecting to obey Summons, &c. &c.	2	2	2	2	2
Breaches of the Salt Laws	1	3	1	3	3
Do. Shipping Registration Act	1	1	1	1	1
Do. do. Apprentice	1	1	1	1	1
Do. Abkarry	34	58	23	35	35
Do. Railway	4	7	6	6	6
Do. Conservancy	382	434	199	235	20
Do. Wheel-tax	11	13	1	5	5
Do. Marine Police	3	3	1	2	2
Do. Contract	69	47	6	29	29
Preferring false charges	34	34	25	9	9
Total	18,319	21,936	14,554	5,829	2,467

OFFENCES.	Total in the 3 Police Courts.				Nature of Sentence.		
	Total number of cases	Total number of persons.	Total convicted.	Total acquitted.	Death.	Transportation.	Imprisonment.
Murder	3	3	3	..	3
Manslaughter	5	5	5	3	5
Cutting and wounding with intent to kill	4	3	3	3	..
Administering poison	1	1	1	1	..
Assault	1	2	1	1	1
Carnally abusing girls under seven years	2	2	2	..	1	..	1
Kidnapping children	2	4	3	1	3
Harbouring kidnapped children	2	4	1	1
Enticing away girls under sixteen years	1	2	1	1	1
Maliciously decoying away children with intent to steal from their person	3	4	2	2	2
Poisoning animals	1	1	1	1	..
Burglary... ..	1	4	4	1	3
Larceny and stealing from the person	47	78	64	14	..	9	55
Receiving stolen property	12	7	5	7
Embezzlement and breach of trust ..	10	6	4	2	4
Obtaining by false pretences	4	8	6	2	6
Forging and uttering	7	6	4	2	..	1	3
Fraudulently concealing a Will	1	1	..	1
Perjury	3	3	1	2	1
Extortion	1	1	..	1
Unlawful possession of coining tools and of counterfeit coin	1	2	1	1	1
Importing Sulphur without license	1	1	..	1
Total	90	154	114	40	4	16	94

In the Madras Penitentiary there were 3,438 prisoners, or an average daily number of 287. The Coroner held 170 inquests or 7 more than the previous year. The following shows the monthly number of deaths within the jurisdiction of the Supreme Court of Madras, in 1861.

Months.	Males.	Females.	Children under 12 years of age.	Total.	Cholera cases.
January	293	273	376	942	34
February	233	251	348	832	76
March	268	255	367	890	54
April	266	240	394	900	151
May	247	257	365	869	203
June	263	203	311	777	76
July	223	233	388	849	183
August	224	253	408	885	599
September	269	257	433	959	786
October	288	290	372	950	316
November	277	276	324	877	107
December... ..	306	223	335	872	161
Grand Total ...	3,157	3,024	4,421	10,602	2,776

THE PROGRESS OF EDUCATION IN THE NORTH-WESTERN PROVINCES.

1861-62.

Mr. M. Kempson, M. A., Director of Public Instruction, submits the Report.

The Colleges—The discipline of the *Agra* College was improved. The attendance decreased from 325 to 297 owing to the increased popularity of St. John's Missionary College. Education of a similar character to that imparted at the Government College, with the addition of the reading of a part of the English Bible, was here obtainable at a lower rate of fee. The lowest monthly fee paid at the Government College was 8 annas; at the other Institution, the lowest fee was 4 annas. The average rate of attendance was 91 per cent. Mr. Pearson, the Principal, reports a

great improvement, as to examinations, in oriental literature and mathematics. In the previous year very low marks were obtained in some cases; in the present no one fell below 20 per cent. in any subject. The *Bareilly* College quite recovered the shock of the mutiny. The numbers were 300 against 212 in 1857, and the average attendance 271 against 220 in 1860. The Boarding-house was most popular. It began in September 1860 with 10 boarders, and at the close of 1861 had 20, or as many as could be accommodated. Mr. Templeton, the Principal, reports that "one link, and a very valuable one, was forged when a Boarding-house on the home Public School plan was opened at Bareilly, and a short time will prove that by thus, as it were, affiliating the schools of the Province, a more serious obstacle to a more intimate tie between the people and the Government College here, has been removed." At the date of writing the Report there were between 40 and 50 boys living under the charge of Pundit Kedernath, without disturbance—notwithstanding differences of caste and creed. Of 14 candidates for entrance into the Calcutta University 8 passed. The average daily attendance of the *Benares* College fell to 74 per cent., owing to the discomfort attending the repair of the building. Mr. Griffith, the Principal, reports that the five undergraduates of the University all passed the 1st Examination in Arts. Of 15 candidates for entrance 12 passed. The fees increased from Rs. 2,409 to Rs. 3,021; and the cost to Government of each student's education fell from Rs. 119-8-7 to Rs. 109-7-10. The *Ajmere* school is said to be a promising Anglo-Vernacular Institution. Mr. Kempson, like his predecessor, urges the establishment at the seat of Government of one strictly collegiate Institution, which should absorb the College Departments of the Anglo-Vernacular Institutions as at present constituted.

Popular Education—The results prove that the system of popular Vernacular Education, which has been on trial for 12 or 13 years in these Provinces, and has been regarded with interest or taken as a model by other Governments, is extending its usefulness year by year. Its stability and aptitude for internal development and improvement are no longer doubtful, but the need of a vigilant system of inspection, and particularly of local encouragement, to aid the work of the Departmental Officers, is strongly marked. The extension of the Halqabandi School System over every district in the North Western Provinces, is a matter of time. When that is accomplished, a very considerable proportion of the school-going class will be brought

under our direct teaching. At present strange contrasts exist. For instance, in the rich district of Bareilly, to the north, there is not a single Halqabandi school; in the poor district of Jhansie, to the south, there are 77 schools, with 2,202 boys, and a fund available for building purposes of Rs. 20,000. In the Meerut circle there were 779 Halqabandi schools with 20,039 pupils, in the Agra circle 997 with 27,872 pupils and in the Benares circle 1,031 with 25,125 pupils. The Director earnestly calls the attention of the Government to the desirability of erecting school-houses from local funds where available without delay, or by local subscriptions set on foot by local authorities on a more extensive scale than has hitherto been thought advisable. This particularly applies to Tehsili school-houses. In these schools the actual instruction given consists of "the three indispensable Elements of Education,"—Reading, Writing, and Arithmetic,—of the History of India, and the Geography of the World, beginning at home. In some schools simple Mensuration, Surveying, and Map-drawing are added to the course. The standard of Tehsili schools runs higher. A fair knowledge of Euclid and Algebra is a common attainment. The fault of neglecting the lower classes to advance the upper is a very common one.

Inspectors' Circles.—Mr. R. T. H. Griffith, M. A., is Inspector of the Third or Benares Circle embracing Allahabad, Azimgurh, Banda, Benares, Futtehpore, Ghazipore, Goruckpore, Jounpore, and Mirzapore. There was a net increase, on the whole, of 118 schools and 5,765 scholars. The bulk of the increase was in the Halqabandi schools—96 schools and 4,928 scholars. A total of 73,900 boys received more or less instruction during the last 10 months. The salaries of the Halqabandi teachers vary from Rs. 2 to Rs. 10 per month; 84 per cent. receive from Rs. 4 to Rs. 6. The indigenous or popular schools—which come under inspection, but not under our management—are in number 1,888, and the number of scholars is 18,018. The average number of boys at each school was nearly ten, and the total cost per boy Rs. 5-5-9. Of these 18,018 scholars, 86 study English, 1,559 Arabic and the Qoran, 6,023 Persian, 1,067 Urdu, 2,834 Sanscrit, 6,359 Hindi, Mahajani, Kaithie, etc., 58 Bengali, and 32 Marathi.

Mr. T. Goulding inspected the *Ajmere and Mhairwarra* circle, where education is unpromising. There is no actual repugnance to education either in Ajmere or Mhairwarra, but it needs more support from Government to be attractive. The Mission recently established in Mhairwarra made marked progress, as

far as regards the establishment of schools. The Inspector advocated the withdrawal of the Government schools from this district in consequence. This Mr. Kempson would on no account advise, nor does he imagine the Deputy Commissioner would wish to abandon one of the chief duties of the authority entrusted to him, viz., the furtherance of the mental and moral improvement of the rude people of the district. What is wanted is the building of school-houses by the Local Government, and a better paid class of teachers, placed entirely under the Inspector of the Circle. The number of schools under inspection was 18; of which number seven were in the Deputy Commissioner's charge. The average attendance in the 13 schools under the Inspector's charge is 28, and the capitation cost to Government is Rs. 2-6-0. In the seven remaining schools, 16 is the average attendance and the capitation cost is Rs. 3.

Dr. Anderson was Inspector of the 2nd or *Agra* Circle which embraces all the districts lying in the *Agra* Division, with *Cawnpore* in the *Allahabad* Division, also the districts under the Commissioner of *Jhansi*. Great disorganisation followed Mr. Hume's departure for *Etawah*, in the schools he had so energetically established. In the whole circle there were 2,467 schools and 48,900 scholars under inspection, an increase of 10 in the former, and a decrease of 1,589 in the latter owing to the *Famine*. Of the scholars 5,109 were at *Tehsili*, 27,096 at *Halqabandi* and 15,885 at private schools. Of the system of vernacular education Dr. Anderson says,—“It exists no longer as an exotic requiring artifice and tenderness to prevent it from decay, but as a healthy plant striking its roots into the wants, the interests, and even into the wishes of large sections of the native population.” Mr. Kempson coincides but adds—“Much remains to be done for the consolidation and perfection of the system. The educational cess is rated and collected in different ways in different districts. It forms a permanent levy in some districts; in others it awaits the expiry of current settlements; in others the *zemindars* voluntarily subscribe 1 per cent. on the *malguzari jama*; in others the cess is levied so that one-half falls on the *zemindars* and one-half on the State; in others nothing has been done; and in all the legality of procedure seems to be questionable.”

Mr. T. B. Cann was Inspector of the First or *Meerut* Circle, in which there was an increase of 64 schools and 4,336 scholars. There was a decrease in the *Tehsili* schools to which the *omlah* do not send their sons. A *Serishtadar* well knows that as soon as his boy can write a *perwanah*, he can seat him by his side

in the office to learn the routine of work ; and that, as soon as a vacancy occurs, the thus qualified umedwâr can be slipped into an appointment. Geometry, Arithmetic, Geography, History, General Knowledge in his eyes are valueless as long as the ability to read and write Persian and a slight acquaintance with office-work will procure his son rupees. Mr. Kempson urges that the introduction of *competition* among umedwârs for all offices under Government would be followed by excellent results. The Inspector reports that much of the success of the Halqabandi schools among the agricultural population is due to the Regulation directing the keeping of village accounts, and the submission to the District Officers of all papers regarding land, in either the Urdu or Nagri character, to the rejection of the illegible Kaithi. The average pay of the Halqabandi Teachers is for this Circle five rupees. In nine instances 10 rupees, and in one 12 rupees, are the amount of salaries. Mr. Cann personally inspected 670 schools, containing 12,894 scholars. This Officer relates a circumstance which proves that the country people are opening their eyes to the value of education. In the progress of his tour, having occasion at a certain place to admonish some of the chief men on the neglect they showed for their children's interest, and on the small number of children collected for instruction, he was thus answered :—" Ah, Sahib, it appears small to you, but I can look upon it as this *out of nothing*. I remember the time when we had to take a letter ten miles to get it read ; now there is hardly a village in this pergunnah in which you will not find some one who is able to read." Where the Halqabandi system has not yet found an opening, the private schools increase in number. For instance, in Sheharunpore, where the system has just begun its operations, there are 90 less private schools and 1,271 fewer scholars for the year under review ; whereas in Bijnour, which is yet at a stand still as regards Government education of this sort, there are 108 more private schools, and 1,303 more scholars than there were last year. In very many of these schools the books published by Government are adopted as class books. As a rule they may be divided into four classes, viz.,—*Qorâni, Sanskrit, Persian, and Hindi*. The Qorâni school is generally kept in the court of a Musjid by a Moolla, who has no regular pay, but receives a present on Thursday evening, and on the principle of the New Educational Minute, something extra as his pupils are perfected in the several divisions of the book. The Sanskrit school seldom contains half-a-dozen scholars, and they are frequently adults. So called Persian schools are

generally mere collections of private pupils, the average number of scholars being 6. The Hindi schools are the most numerously attended; and it is this sort of school that generally merges into the Halqabandi system when introduced. In this circle there were 4 Anglo-Vernacular schools, at Alligurh, Shajehanpore, Phillibhit, and Mozuffernugur. The total number of scholars was 310, being an increase of 29 on last year. The total attendance at Mission schools was 500. Mr. Kempson says,—“There can be little doubt that where an English or an American Missionary is stationed, and willing to devote his leisure to teaching English, the spread of the language and general consequent good results therefrom may be expected; and it may be assumed that the character of the English taught will be higher and purer than the second-hand instruction given by native English teachers, who are all that the Government can command for English schools at out-stations. I shall therefore consider it my duty to recommend such efforts as worthy of grants in-aid from the Government, wherever the necessary conditions are complied with.”

Captain E. Smith inspected the *Hill Circle of Kumaon and Gurhwal*. The number of schools remained the same as for the preceding year, there was an increase of 359 in the number of scholars. There are only two towns in the Province—Almora containing about 5,000, and Sreenuggur about 700 inhabitants. The villages are much smaller than those in the plains, and further apart, and the roads between them very bad and impracticable for small children. In many parts there is considerable danger from tigers, leopards, and bears. The four Bhootiah schools are the best in the Province. They are subject, however, to great interruption and inconvenience from the fact that the Bhootiahs change their abode three times in the year. Two schools were established near the temples of Budrinath and Kedarnath. These are probably the most elevated schools in the world in point of situation. The total attendance at all popular schools was 160,801 at 9,222 schools. If we omit the 60,000 boys studying in private schools, we shall have rather more than 100,000 scholars in Government Vernacular Schools for the year under report. It likewise appears that the number of boys (average) at a Tehsili school is 60, at a Halqabandi school nearly 30, and at a private school 9 only.

Normal Schools.—At the *Benares Normal School* there were 190. Of these, 35 were taught in the “Model Schools;” and of the 155 remaining, two were pupil-teachers from Tehsili schools, 127 from Halqabandi schools, and the rest unmedwārs. Their

stipends ranged from Rs. 3 to Rs. 5. The studies were—History, Geography, Grammar, Arithmetic, Algebra, Euclid, and Surveying. The *Agra* School was, equally with its fellows, productive of much good in improving the qualifications of the Teachers in the surrounding districts. It is easy to recognise a greater degree of order and method in a school managed by a certificate-holder who has studied at a Normal school. During the last session of six months, ending December 1861, instruction was given to 130 pupils, of whom 104 were Halqabandi, and 5 Tehsili Teachers, the remainder being umedwârs. The course of training in English Normal schools varies from two to three years. It would be impossible to accomplish an extension of this duration, for, with few exceptions, the students in Indian Normal schools are married men, with families dependent on them for support. The *Meerut* school laboured under disadvantages. It has been working for five years, and has been the means of training 878 teachers, exclusive of persons who have obtained other situations in virtue of their acquirements at the Normal school. That its usefulness is increasing is apparent from the fact that 401 persons have been on the lists during the two sessions of the year 1861. One hundred and thirty-two teachers are now about to issue, after examination, for certificates. The certificates are in three gradations. The acquisition of a 1st class certificate requires the examinee to gain three-quarters of the full marks, a 2nd class certificate requires half marks, and a 3rd class requires quarter marks. In the year under review, 15 per cent. of the students gained 1st class certificates. The following extract from the Report of the Inspector will give an idea of the extent to which the influence of the Normal school has spread:—"Of 710 Halqabandi teachers who came before me with their schools in the course of my last tour of inspection, 496 had been to the Normal school." The nucleus of a Normal school for the Hill Circle was formed at Almora, with 13 teachers.

Female Schools.—Mr. Kempson reports the increasing likelihood of the establishment of schools for women and girls becoming a permanent means of national improvement. The plan adopted, under Mr. Reid's direction, by Thakur Kalyan Singh, of the *Agra* College, of training a class of Native Ladies belonging to the families of his kinsmen as schoolmistresses resulted in the establishment of really useful schools. They were 17 in number, with an average attendance of between 17 and 18 each and they have been long enough in operation to promise permanency as well as many of the Government Halqabandi

schools in the neighbouring pergunnahs are now attended by girls as well as boys. To prepare Female teachers the Report urges English Ladies to organise a kind of Women's Normal Classes at all chief stations. Besides the Female schools in the Agra district, there were two promising institutions in Etah, supported by the Halqabandi Fund. In Agra Circle, adding Mission schools, there were not less than 1,000 females under instruction.

Aided Schools.—There were 9—all missionary with 1,918 pupils and grants of Rs. 1,197-10-8.

Books.—Through the Deputy Inspectors 133,966 copies of books were sold for Rs. 26,576.

General.—In reply to the request to propose means for forwarding the interests of education, consequent on the increase of funds devoted to it by Mr. Laing's Budget, the Director mentions the extension of Government education among the Mairs, the extension of the grant-in-aid system, the encouragement of literature and authorship among the people of these Provinces generally, and the institution of a course of law at the upper Institutions, with a view to the ultimate creation of a profession worthy of the name, and having for its object a mitigation of the corruption and of other present hindrances to the administration of justice in the Civil Courts. Those which involve present outlay are the erection of Normal schools at the Head-Quarters of two of the Circles as yet unsupplied; the erection of a second Boarding-house at Bareilly for the sons of Native gentlemen from the surrounding districts, who may wish to attend at the College; and the erection of buildings suitable for a Central College, which shall combine and concentrate the operations of the existing upper Institutions at the seat of Government, are the chief items. The sum spent by Government on education during the year was Rs. 3,91,170 on salaries, Rs. 12,255 on scholarships, Rs. 5,393 in buildings, Rs. 62,547 in contingencies and books, Rs. 14,372 in grants-in-aid—a total of Rs. 4,85,739-1-2.

The Lieutenant Governor's Remarks.—Mr. Edmonstone recorded his opinion in a minute which was laid before the Government of India two years ago, that the educational cess of one per cent., which, under the Seharunpore Settlement Rules, is levied from the zemindars, is not only illegal but also under its present conditions inequitable. This cess can only be realized in future with the full concurrence and assent of the zemindars concerned, unless further instructions on the subject be

received from the Supreme Government. Mr. Reid's proposals to demand a certificate from an educational institution as a condition of Government employment, are already under the consideration of Government. His Honor will be prepared to support the proposals for grants-in-aid to Mission schools in which a good secular education is given, wherever the necessary conditions may be complied with. Mr. Edmonstone considers the progress of female education, to be most encouraging and satisfactory. The Supreme Government have been asked to sanction the establishment of a Professorship and a Sub-Professorship of Law, and this may be regarded as the first and introductory step towards the institution of an improved system of examination.

ADMINISTRATION OF THE NORTH-WESTERN PROVINCES.

1861-62.

JUSTICE.—*Civil*.—Owing to the new Limitation Law the number of regular suits and appeals instituted increased 95 per cent., being 123,204 in 1861 against 65,344 in 1860. The Courts decided on trial 88 per cent. more cases than in 1860 or 90,185 against 54,363. The number pending at the end of 1862 was 23,835 of which 64 were alone one year's standing. There were 137,867 cases on the miscellaneous files against 108,216 in 1860, while 141,968 of the former were finally disposed of against 113,840 of the latter. There were pending at the end of 1861 22,097 cases of which 10 were above one year's standing. Out of 75,589 applications for execution of decrees, 20,547 were completely executed. The total number of cases decided by the Revenue Authorities, under Act X. of 1859, was no less than 37,200; while the number appealed to the Judge represents only 7 per cent. Only 27 persons were punished for false verification of plaints or written statements. The average duration of suits was 5 months and 11 days in the Judges' Courts, 3 months and 11 days in the P. S. Ameens', 2 months and 20 days in the S. Ameens' and 1 month and 26 days in the Moonsiffs'. The principle of bringing Civil litigants personally before the Courts was generally accepted, and gradually extended itself. The principle ought to lead to a progressive decrease in the duration of suits in those Courts, in which it is steadily insisted on and carried into effect. Under Section 243 of Act VIII. of

1859, there were put in execution 78,849 decrees. In 128 of these managers were appointed to the charge of the property, in 101 the land was mortgaged, in 21 it was leased and in 53 a portion was sold privately. Under Section 244 there were alienated 5 entire mouzahs, and 141 shares of mouzahs, temporarily; and permanently 43 entire mouzahs and 2,359 shares of mouzahs, of which 28 entire and 1,973 shares were hereditary. These figures shew that the Judges were not yet sufficiently alive to the power, which is vested in them by Section 243, of effecting an arrangement whereby the debtor may be able to meet the demand against him without having recourse to the extreme measure of compulsory sale of his landed property. The number of judgment debtors imprisoned was 607 for Rs. 1,70,769 against 703 for Rs. 1,81,471 last year. Suits for bond debts averaged 80 per cent. of the total litigation. Last year the average was 71 per cent. The sum of Rs. 86,524-14 was the surplus of the tulumana collections. The increase of litigation during the year was the cause of a net gain to Government in the value of Stamps filed of no less than Rupees 8,56,535, as compared with Rs. 1,76,023 in 1860. There were in all 111,673 suits disposed of involving Rs. 2,35,34,873, and costing in stamps and fees, &c., Rs. 29,44,215. Rs. 191 was the average value of each and Rs. 16 the percentage of cost to value. The average cost of each suit was Rs. 32.

Small Cause Courts.—There were 3—at Allahabad, with a civilian judge, at Benares with a native judge, and at Agra with an uncovenanted judge, the first on a monthly salary of Rs. 1,000, the others on Rs. 800 each. The Courts opened on 15th July 1861 and effected a saving of Rs. 999. In the 5½ months 3,960 suits were instituted and at the close 1,068 were pending. 728 were decided *ex parte*, 737 on confession, 21 by arbitration, 1,036 by decision on their merits, 89 dismissed on default and 281 adjusted or withdrawn. The largest number of suits was instituted at Benares, the next largest number at Allahabad, and a much smaller number at Agra. The cost of the Courts was, in the case of the Benares and Allahabad Courts, more than covered by the value of stamps sold in them, leaving a net profit to Government of Rupees 8,020-4-3.

Sudder Court.—In the Sudder Court 122 regular and 1,061 special appeals were decided and 142 regular and 762 special appeals were pending at the end of 1861; although the regular appeals exceeded those admitted in 1861 in the proportion of 76 per cent., the number disposed of exceeded that in 1860 by 17; and although the special appeals admitted increased about 20 per

cent., the decisions have exceeded those of 1860 in the ratio of 108 per cent., whereby the file of cases pending on 1st January 1862 was reduced by 185 cases below the number pending on 1st January 1861. Of the regular appeals in 1861 two were dismissed on default, 4 adjusted or withdrawn, 71 confirmed, 15 amended, 19 reserved, and 11 remanded. Of the special appeals 55 were dismissed on default, 8 adjusted or withdrawn, 733 confirmed, 34 amended, 98 reserved, and 133 remanded. The proportion of cases in which the orders of the Lower Courts were reversed or modified fell from 36 per cent. in 1860 to 25 per cent. in the past year. A review of the judicial establishments led to a reduction of Rs. 1,440.

Jhansi.—Of 4,363 cases instituted 3,729 were disposed of and 634 were left pending.

Criminal.—There were 64,755 persons for trial as compared with 64,101 in 1860, being an increase of 654. In the districts visited by the famine, however, the increase alone amounted to 1,806; and the comparatively small total increase is attributed to the decrease of 1,157 in the number of persons for trial in the non-regulation districts of the Jhansie Division, caused by the recent pacification of the outlying portions of the districts, and the cession of territory which has been made to Maharajah Scindiah. Out of the 64,755 persons brought before the Courts for trial during the year the cases of 62,882 were disposed of, leaving only 1,362 persons whose cases were pending at the close of the year, as compared with 1,508 in the previous year. The number of persons whose cases had been pending upwards of three months at the close of the year was 85, an unimportant increase, as compared with the number pending at the close of 1860, viz., 75. The proportion of persons convicted and committed to the sessions to those whose cases were finally disposed of, was 62 per cent. In the year 1860 it was 63 per cent. : 29 per cent. of the appeals from magistrates to sessions judges were reversed. The proportion of appeals to decisions was 5. Of persons committed to the sessions 1,595 were convicted; the cases of 361 referred for the orders of the Nizamut Adawlut; and 877, or 31 per cent., were acquitted; the commitments of 169 persons being cancelled, and 35 persons otherwise disposed of. Out of 2,02,022 witnesses who were examined during the year no less than 92 per cent. were dismissed after one day's attendance. The average duration of cases in the Magistrates' Courts in which Police Agency was employed, was 14 days, or one day more than in 1860. The punishments inflicted by the Magisterial Courts are shewn in the following Table :—

	3 years.	From 6 months to above 2 years.	Not exceeding 6 months.	Fined.	Security.	Dismissed from Office.	Flogged.	Total.
Total	1,078	4,939	7,712	15,910	3,666	707	2,327	36,339

Of 379 cases referred to the Nizamut Adawlut and 349 in which proceedings were called for, 381 were convicted, 82 acquitted, 300 were otherwise disposed of and 22 were pending. That Court passed the following sentences—86 to death, 158 to transportation, 4 to life imprisonment, 44 to between 12 and 21 years imprisonment, 40 to between 5 and 12, and 49 to less than 5 In Ajmere and Mhairwarra districts 2,280 persons were tried, 1,392 convicted, and 94 referred to higher Courts. In these districts the District Officer succeeded in securing the co-operation and hearty assistance of the headmen of the villages in the detection and prevention of crime.

FINANCIAL.—Reductions were effected in the Judiciary Establishments during the year to the amount of Rs. 22,464 per annum. Besides this there was a net saving of Rs. 1,11,348 per annum consequent on the reduction of Tehsilees, and on the reduction of Revenue Establishments consequent on the transfer of territory to Scindiah. A Standing Committee was formed at Allahabad for the purpose of revising contingent expenditure to whom, year by year, the returns of contingent expenditure will be submitted. The business of the Treasuries at Benares and Mirzapore was transferred to the Agents of the Bank of Bengal.

Jails.—There were 63,947 prisoners. The full details will be found in subsequent page.

Police.—The formation and allocation of the Constabulary Police, commenced in the Meerut Division at the beginning of the year, were brought to a close in the Rohilkund Division in May. The whole force, revised, was as follows :—

Name of Division.	Inspectors.	(Chief Constables.	Head Constables.	Mounted Constables.	Constables.	Total Number.
Meerut ...	67	151	523	220	4,531	5,492
Roilkund ...	60	122	383	188	3,642	4,395
Agra ...	73	157	490	186	4,100	5,006
Allahabad ...	62	131	407	143	3,392	4,135
Benares ...	77	164	474	236	4,115	5,066
Total ...	339	725	2,277	973	19,780	24,094

Of the force, as now revised, there will be engaged—

In protecting Jails	1,220
In protecting Treasuries	613
In reserve	3,614
				5,447

Leaving for proper Police duty, including
watch and ward of cities 18,647

24,094

This latter number of 18,647 gives one Policeman to 3·3 square miles, and to 1,508 of the population. The gross cost of the force is Rs. 29,43,452 and the net cost to Government Rs. 24,00,458. The average cost of the Police per square mile is Rs. 38-5; and one Rupee to every 11·54 of the population. With the introduction of the Constabulary force from the beginning of 1862 the Military Police ceased to exist. The Lieutenant Governor is satisfied with the success of the new force.

REVENUE.—*Land*.—The aggregate demand under this head

was Rs. 4,14,30,011 as against Rs. 4,17,88,814 in 1859-60. The main cause of decrease was the revision of assessment in Banda, where nearly 3 lakhs of Rupees were struck off the rent-roll, and similar revision, though of a less radical character, in some other districts. The sum collected on account of current revenue was Rs. 3,93,60,999, or about 95 per cent. of the demand. The balance stands at Rs. 20,69,012, which exceeds by little more than eight lakhs, the balance of the preceding year. The increase is due exclusively to the drought. The expenditure incurred in relieving the Famine was—

	Rupees.
Expended in the distribution of food ...	5,41,783
Ditto in advances for the purchase of seed and cattle ...	3,40,113
Ditto in minor relief works ...	29,918
Ditto by Government only on public re- lief works ...	9,14,294
Possible remission of revenue ...	11,00,000
Total ...	29,26,108

There was a falling off in the *Abkaree* Revenue which was Rs. 26,06,443. The *Stamp* Revenue advanced by a rapid rise from Rs. 13,68,637 to Rs. 24,34,671, showing an increase of Rs. 10,66,034, or about 80 per cent. The *Sayer* Revenue considerably diminished, owing to the transfer of several tracts, which used to yield forest receipts in the Revenue Department, to the Department of Public Works. The net revenue amounted to Rs. 83,303. During the year a sum of Rs. 2,52,071 was realized by the sale of confiscated lands. 182 estates with a jumma of 28,745 11-8 fetched Rs. 2,52,070-15-3. The entire revenues were—

	Rupees.
Land Revenue ...	3,93,60,999
Do. on the Rent-roll ...	5,71,818
Outstanding Balances ...	10,76,788
Surplus Tulubanaah ...	20,241
Abkaree ...	24,39,290
Stamp ...	24,34,671
Sayer Revenue ...	83,303
Sale of confiscated lands ...	2,52,071
Total ...	4,62,39,181

To this must be added Rs. 47,85,972 in the Salt Department, and Rs. 16,27,446 in the Income Tax Department, making a grand

total of Rs. 5,26,52,599 realized from 1st October 1860 to 30th September 1861. In Dehra Doon the total area mapped during the last season was 99,303 acres, at a cost of 3,994 Rs., giving an average of Rs. 40-3 per 1,000 acres. In resettling the Goruckpore district the cost per 1,000 acres in 1859-60 was Rs. 75-16; in 1860-61 Rs. 20-26. In the Customs Department the Revenue realized on the Frontier Line amounted to the unprecedented sum of Rs. 1,07,53,774, of which Rs. 65,51,210 appertained to the North Western Provinces, and Rs. 42,02,564 to the Punjab. Of the whole amount Rs. 94,36,935 were derived from the duty on Salt; Rs. 12,75,063 from the duty on Sugar; and Rs. 41,776 from miscellaneous sources. The advance upon the income of the preceding year 1860-61 is represented by the sum of 18 lakhs, of these eight lakhs are due to increased trade in Sugar, and ten lakhs to increased duty on Salt. A revenue of more than a million sterling was collected at a cost of Rs. 9-7-6 per cent. [being less by annas 12-3 per cent. than in 1860-61.] and without any pressure upon the people. There was a net increase of Rs. 24,944 from Income-tax compared with 1860-61, under Schedules I. and II., 1,98,535 parties paying Rs. 29,32,136.

Education.—The average annual cost of any one boy, who may be said to be educated by the State, is Rs. 32 or Rs. 3 less than for the year preceding. The average attendance at all the schools, including indigenous, was 1,14,582, or 14,536 more than the previous year. The full details will be found at page 177 of this volume.

PUBLIC WORKS.—The most important special works were these; Two Half-Company Barracks were completed at Morar, and two Iron-framed Barracks were put up at Jhansic. The Memorial Church at Futtelghurh was well advanced. The Church at Bareilly was being roofed in. A new Telegraph Office was completed at Cawnpore. Extensive additions were made to the Roman Catholic Chapel at Meerut. The monuments at Cawnpore and Jhansic progressed satisfactorily, the former under the superintendence of Mr. C. B. Thornhill, the Commissioner of the Allahabad Division. The monument for Jhansic was completed at Agra under the supervision of Lieutenant Watts, of Engineers. The year was marked by accidents from floods and fire. The most serious accident occurred in the Mohun Pass on the Dehra and Roorke road; tremendous floods came down during the rain (in June), and carried away not only the causeway under construction, but many of the workmen employed on it. By fire three Barracks were destroyed at Allahabad, the same

number at Agra, one at Muttra and one at Gwalior; a Stud stable at Ghazee-pore, and a Bungalow (used as a Mess House) at Cawnpore. The bridges of boats under charge of Officers of the Public Works Department were maintained at a cost of Rs. 1,82,471. The Toll collections on the bridges amounted to Rs. 1,21,488. The sum of Rs. 10,85,702 was spent on military works and repairs, Rs. 6,95,660 on civil administration, Rs. 27,08,707 on irrigation and public improvements, and Rs. 12,07,193 on establishment or Rs. 56,97,262, while the Budget allotment was Rs. 63,74,885. The revenue derived from the canals was Rs. 10,22,803-11. The expenditure on the Ganges Canal was Rs. 12,70,605, and on the other canals Rs. 2,74,973.

POLITICAL AND MILITARY.—The Allahabad Volunteer Rifle Corps continued in existence; and a new corps was formed at Etawah under the designation of the Etawah Volunteer Rifles. The system of associating European and native gentlemen of consideration and influence with the officers of Government in the administration of Justice, by investing them with Magisterial powers, worked well. There were 75 native Presses at work in the several Districts under the Government of these Provinces. The Terai district was formed, composed of the Pergunnahs of Bazpore, Roodurpore, Kilpooree, Guddurpore, Nanukmultha and Bilharce. The Roorkee and Dehra road was commenced in December 1860, as a famine work, on a grant of Rs. 1,50,000. Further assignments, aggregating Rs. 1,25,000, were made, the total amount allotted from the Famine Relief grants being Rs. 2,75,000. In the Budget of 1861-62 a further provision was made to the extent of Rs. 50,000. The estimated expenditure on this line, 42 miles in length, is Rs. 5,56,785. The Cawnpore and Malhona road was open to traffic as a fair weather road throughout its length, and at all times of the year, on the portions between Cawnpore and Calpee, already metalled, and between Jhansie and Malhona where the surface is composed chiefly of broken rock. The Jumna is crossed by a boat bridge: a similar bridge is maintained during the rains over the Betwa. The latter will ultimately be spanned by a permanent bridge, estimated to cost Rs. 4,77,000. The total estimate for this line from Cawnpore to Jubbulpore is Rs. 17,87,117, for a length of 371 miles; and Rs. 10,71,179 from Cawnpore to Malhona, 223½ miles; in both cases inclusive of the Betwa bridge. The Rohilkund Imperial road is intended as the main artery of communication through Rohilkund, from Futtehghurh *vid* Bareilly to Moradabad, with a branch to Shajehanpore. Its eastern terminus is Furruckabad, from which communication is

open by branches of the Grand Trunk Road with that, the great line of these Provinces. The western terminus is intended to be on the Ganges in the neighbourhood of Nugeena or Nujeebabad, whence there will be a junction with Roorkee. Moradabad, which this Imperial line will pass, is connected with Meerut by a metalled road *viâ* Gurmooktesur, the whole of which was taken over as an Imperial line. The portion between Furruckabad and Kutra, $43\frac{1}{2}$ miles, runs over very low ground, requiring heavy embankments; of these $33\frac{1}{2}$ miles were under construction during the year, and 5 miles completed. In connection with this line, another from Hattras on the Grand Trunk Road *viâ* Secundra Rao, Kuchla Ghat on the Ganges, and Budaon to Bureilly, has been taken over as an Imperial line. Grants to the amount of Rs. 59,000 have been made. The Road from Gurmooktesur Ghat, *viâ* Haupper to Ghazecooddeennuggur, near Delhi, 38 miles, was commenced as a famine relief work. Great exertions were made to push on the Agra and Bombay road. The entire area under cotton cultivation during the year was 1,177,000 acres as against 965,000 in the previous year, or an increase of 22 per cent. The estimated out-turn of clean cotton is in maunds about one million and a half [or 1,100,000 cwt.] as against one million and a quarter [or 800,000 cwt.] in the previous year, or an increase of $26\frac{2}{3}$ per cent.

FORESTS.—The forests within the jurisdiction of the Government of the North-Western Provinces at the commencement of the year were those under the Commissioner of the Jubbulpore Division in the Saugor and Nerbudda Territories, and those under the Commissioner of Kumaon, in Kumaon, Ghurwal and the Dehra Dhoon. *Saugor and Nerbudda.*—Captain Pearson, the Superintendent's report will be found analysed at page 342, Volume VI., of the *Annals*. *Ghurwal.*—The Ghurwal forests are nearly exhausted, and, though they may be worked to such an extent as to give a considerable profit annually, the chief object must be to restore the forest tracts to a prosperous state, and to economise them by supplying timber from those tracts considered hitherto inaccessible. *Kumaon.*—The easily accessible forests have been too extensively cut. From 100,000 to 150,000 Railway Saul sleepers could be supplied annually at about Rs. 3 each at the depôts in the plains, Saul is the only wood in these forests fit for sleepers.

Mining.—The terms of the license to be granted to the Nerbudda Coal and Iron Company to mine and work the minerals found in the Mopain and Tendu Khera tracts of the Jubbul-

pure Division continued to be discussed with much care and attention. Mr. Blackwell, the Manager of the Company, had commenced working the coal at Mopain, and was driving shafts in the vicinity of the outcrop to ascertain the extent of that field. It was expected that a branch Railway would be made to connect the Great Indian Peninsula Railway with the coal mines at Mopain. The iron mines of Shahghur and Heerapore in Bundelkand are the property of Government, and are farmed out to the workers of the ore for a sum of Rs. 1,346 yearly. Fine coal was discovered in the native State of Rewah. The iron works of Messrs. Drummond and Company, and Rees, Davies and Company, were incorporated into one Company to be in future styled the "North of Indian Kumaon Iron Works Company Limited."

Medical.—In the Agra Medical School, of the 16 senior students, candidates for the Diploma of 1st Class Native Doctor, 10 passed a very good examination. Of the junior students, numbering sixty-eight, ten whose replies did not reach the required standard were dismissed. Of candidates for admission as students there were forty-five. In the Agra division there were vaccinated.

MALES.	FEMALES.	TOTAL.
17,172	19,465	36,637

Of these 17,155 cases were successful. In Bijnore and Moradabad 17,761 were successfully vaccinated out of 31,863 cases. In Kumaon and Ghurwal out of 15,377 cases 12,907 were successful.

Miscellaneous.—From 1st September 1861 to 30th April 1862, work to the amount of Rs. 2,62,255-13-9 was turned out from the Government Press at Allahabad. This out-turn was effected at a cost of Rs. 2,38,561-9-5, exclusive of the sums debited as wear and tear of dead stock and house-rent of Superintendent. The former is calculated at 10 per cent. on furniture and 25 per cent. on types. This gives a net profit of Rs. 4,005-15-10.

Railways.—There were two lines of Railway under construction in the North Western Provinces. (1.) The main line of the East India Railway, which, when completed, will extend from the Kurrumnassa River near Buxar to the City of Delhi, a distance of 534½ miles. There will be three branches on this line,—one from Mogul Serai to the bank of the Ganges opposite to the City of Benares, a distance of six miles; one from Cawnpore to the Ganges, a distance of 2½ miles; and the other from Toondla to the bank of the Jumna opposite to the City of Agra,

Jumna Bridge, to Jubbulpore, a distance of about 220 miles. The amount of capital expended on construction during the year amounted to Rs. 44,33,162, and the cost per mile of the entire line from Howrah to Delhi, according to the last Estimate, may be assumed at Rs. 1,67,500. The gross earnings on the open line during the year were Rs. 17,48,289-2-5, of which Rupees 8,07,758-6-6 were expended on the maintenance and working of the line, and Rs. 9,40,530-11-11 were profits. The expenses and profits were thus 46·2 and 53·8 per cent. of the earnings. The average length of the line open during the year was 240 miles, the cost of which would be Rs. 4,02,00,000, the opened portion of the line may thus be said to have paid at the rate of 2·34 per cent. The receipts averaged Rs. 7,284 per mile open. The cost of maintenance of the open line amounted to Rs. 94,246-3-2, or Rs. 772 per mile open, and the other working charges to Rs. 6,86,513-1-10, or Rs. 2,860 per mile open. Three thousand eight hundred and seventy-four first class, 7,079 second class, and 331,982 third class passengers travelled during the year; the receipts from this traffic amounted to Rs. 6,71,705. Fifteen lakhs eighty-eight thousand five hundred and seventy-nine maunds of Goods were carried for the public during the year, and 14,98,412 maunds were carried for Railway purposes; the receipts from this source amounted to Rs. 10,20,595.

PRISONS OF THE NORTH-WESTERN PROVINCES.

1859.

Dr. S. Clark, the Inspector General, submits the Report on the 40 jails under his jurisdiction. The aggregate number of prisoners during the year was 5,060,913 and the daily average 13,865. The total expenditure was Rs. 6,41,933-12-7 and the average total cost per head Rs. 46-4-9¼. Prior to 1857 the daily average number of prisoners was nearly double that of 1859, and most of the largest items of expenditure, such as cost of permanent establishment, guarding, repairs to buildings, &c., had to be calculated on 11,807 prisoners, instead of 22,011, the average in the North-Western Provinces, of the three years immediately preceding the mutiny. As many of the Jails were either totally destroyed, or occupied by the Military, the old serais, tombs and other native buildings, selected as temporary places of confinement, required strong guards, and on account of the character of the prisoners, and the feeling of insecurity that still prevailed, the officers in charge of almost all the Jails considered the same numerical strength of guard necessary, and in many instances

even greater than prior to 1857. The mortality on strength was higher than on any previous occasion, the ratio being 10·73 per cent.; but this high rate was the consequence of unusual mortality in 10 Jails whereas the general average, 6·79 in the other 30, was not much over that of some former years. The following statement shews the comparative daily average strength, total expenditure, and average cost per head of the prisoners in the Punjab, Bengal, and the North-Western Provinces :—

	Daily average No. of Prisoners.	Total Jail Expenditure.	Average Total cost per head per annum.
Punjab 1859 ...	11,416	4,01,317 3 5	35 2 5
Bengal 1858-59 ...	20,282	8,33,919 9 3	43 9 4
North Western Provinces 1859 ...	13,865	6,41,933 12 7	44 7 8
Deduct excess on account of Police guard	5 12 5½
			38 11 2½

During the year 1859, 12½ prisoners escaped; of this number 62 were recaptured and 62 were still at large. The net value of convict labour was Rs. 2,37,378-6-3.

PRISONS OF THE NORTH-WESTERN PROVINCES.

1860.

Dr. S. Clark submits the Report for 1860, with the statement that the statistical returns are very imperfect.

Number and Disposal of Prisoners :—

Remaining in confinement on the 1st January 1860	14,546
Received during the year	45,974
Total Prison Population	60,520
Released during the year	37,648
Transferred	4,659
Escaped	117
Died	2,093
Executed	56
Remaining in confinement on the 31st December 1860	15,947
Aggregate number of prisoners during the year ...	52,93,143
Daily average number	14,468

Financial Results.—The following shows the total number of prisoners and expenditure of prisoners during 16 years. —

YEARS.	Total aggregate number of Prisoners.	Daily average number of Prisoners.	Total Jail Expenditure.	Average total cost per head per annum, exclusive of Permanent Establishment and Guard, Police Guard, Compensation, and Additions, Alterations, and Repairs.
1844	70,34,043	19,271	8,53,485	31
1845	68,01,367	18,634	8,19,564	32
1846	69,81,984	19,129	8,14,376	30
1847	68,84,219	18,861	6,98,565	11
1848	68,14,021	18,668	7,00,979	24
1849	71,72,180	19,650	7,20,922	23
1850	73,92,815	20,254	6,80,630	22
1851	72,76,164	19,935	6,70,989	11
1852	73,34,743	21,133	7,41,747	23
1853	77,92,298	21,349	7,40,533	22
1854	80,88,311	22,160	7,44,937	13
1855	81,63,577	22,366	6,98,150	21
1856	78,74,005	21,503	7,39,294	22
1857	36,29,835	11,024	4,50,561	25
1858	43,09,662	11,807	5,40,989	26
1859	45,29,893	12,377	5,92,130	28
1860
SAUGOR AND NERBUDDA TERRITORIES.				
1856	11,20,149	3,069	1,25,755	24
1856	13,44,934	3,672	1,35,711	23
1857
1858	8,58,416	2,428	96,305	22
1859	7,91,251	2,058	1,00,943	23
1860	8,16,677	2,231	1,07,195	22

Casualties.—Although the total number of deaths is not the highest on record, the ratio to strength, viz., 14·32 is considerably greater than in any previous year. This excessive mortality was the consequence of the Epidemic Fever that prevailed during the first five months of the year, over the North-Western Provinces, and a severe visitation of Epidemic Cholera in the Agra Prison. Of the 2,072 deaths, 627 or 29·35 per cent. were from dysentery and diarrhœa. The daily average strength of prisoners during the year was 14,468, equal to about the strength of 12 Regiments, the population of which would not perhaps exceed 14,000, whereas the population of the 40 Jails under inspection was upwards of 60,000; and, even after deducting the prisoners transferred from one Jail to another, the number would still be greater than the population of 50 Regiments. Of the 2,102 who died, 442 were above the age of 50 years; and 30 died without ever having been under treatment in Hospital.

Escapes.—There were 117 escapes, and 66 re-captures of prisoners who escaped during the year, against 124 and 62 respectively of the preceding year, which shows that the reduction of guard has not comparatively affected the safe custody of the prisoners. Of the prisoners who escaped at the outbreak of the mutinies and two following years, 1,019 were re-captured last year, leaving 12,426 still to be accounted for. The net value of convict labour was Rs. 2,73,935-12-3.

THE CONDITION AND MANAGEMENT OF THE JAILS OF THE NORTH-WESTERN PROVINCES.

1861.

DR. S. Clark, the Inspector General, submits this report :—

Number and Disposal of Prisoners.

	1860.		1861.	
	Male	& Female.	Male	& Female.
Remainng in confinement on the 1st of January ...	14,546		15,590	465
Received during the year ...	45,974		46,148	1,744
Total population ...	60,520		61,738	2,209
Transported beyond Seas...	...		723	26
Transferred to other Jails...	4,659		1,927	56
Removed to Central Prisons	...		4,341	138
Released during the year ...	37,648		36,162	1,350

Prison Statistics.

199

Escaped	...	117	123	1
Died	...	2,093	2,393	41
Executed	...	56	88	2
Remaining on the 31st December	...	15,947	15,981	595
Aggregate number of prisoners during the year	..	52,93,143	61,51,439	1,96,895
Daily average number of prisoners	...	14,468	16,853	540

There was a great increase in the number of prisoners during the year, amounting to 3,427 in population, equal to 2,925 in daily average strength. The true population for the year was 56,736, found by deducting those transported and transferred from the number confined on 1st January and received during the year.

Financial Results.—Though the gross expenditure was in excess, there was a decrease per prisoner on the rates of the previous year in each item of expenditure, amounting altogether to Rs. 4-9-2½ per head, equal to a total saving of Rs. 78,570-13-6. The excess in gross expenditure was chiefly due to the increase in the number of prisoners, the re-organization of the Bareilly Jail as a Central Prison, and “compensation in lieu of convict labour” allowed during the year to District Officers who had not drawn it since 1857.

	1860.			1861.			
	Rs.	As.	P.	Rs.	As.	P.	
Total Jail expenditure	...	7,01,275	14	6	7,45,799	3	10
Add cost at the Allipore Jail of transported convicts en route to the Andamans	1,255	9	2	
	Rs.	
Deduct cost of Oudh prisoners confined in the Allahabad Central Prison, including transit to Allipore	1,271	2	4	
Grand Total, including all charges,	Rs.	7,01,275	14	6	7,45,783	10	8
Average cost of diet per head per annum	...	17	11	0	17	10	3
Average cost of Permanent Guard per head per annum	...	11	12	10	8	1	7½

Average cost of Contingent Guard per head per annum	5 11 11	5 4 8½
Average cost of Clothing Guard per head per annum	2 5 9½	1 12 10½
Total cost of Hospital charges	18,903 11 11	12,442 11 9
Do. Europe Medicines ...	1,950 12 6	1,106 15 6
Do. Native Medicines ...	1,690 15 7	1,097 6 2
Do. Extra or Sick diet ...	15,261 15 10	10,111 5 9
Average cost of Hospital charges per head per annum	3 15 03	
... ..	1 4 8½	0 11 7½
Average cost per prisoners, including all charges ...	48 0 1½	43 6 10½
<i>Convict Labour.</i> —		
	1860.	1861.
Daily average number of prisoners engaged in manufactures ...	2,765	3,332
Do. do. on Jail buildings ...	2,782	5,049
Do. do. on roads and other out-door labor	2,578	1,615
Do. do. in the menial services of the Jail...	2,131	2,876
Do. do. inefficient from age and disease ...	1,920	1,968

Total daily average number of prisoners sentenced to labor ... 12,177 14,840
 The net value was Rs. 3,49,454-6-8 against Rs. 2,73,935-12-3 in 1860. If the net profits on the sale of manufactured goods, amounting to Rs. 60,365-3-10, in remittances to the Treasury and cash in hand at the close of the year, be deducted from the total expenditure, the actual cost to Government of the daily average number of 17,172 prisoners will be Rs. 6,85,434, or Rs. 39-14-9 per head.

Casualties.—There were 2,439 deaths during the year, of which 525 were from Cholera, giving a death-rate from all causes of 13-67 per cent. The following abstract shows the principle diseases from which the casualties occurred :—

Fever	669
Dysentery	369
Diarrhœa	452
Diseases of the Brain	24
Ditto of the Lungs	96
Ditto of the Liver	7
Cholera	525
Other diseases, including wounds and accidents	297
Total	2,439

The excess in mortality was confined almost entirely to the districts where the Famine was most severely felt. If the death-rate of these Jails for 1859, which was then even unusually high on account of the privations most of the prisoners had undergone during the mutinies, be compared with the one under consideration, it will be found that 800 deaths from some unusual cause have to be accounted for. Many of the poorer classes, when in the last stage of distress, committed crime for the express purpose of being put into Jail to save themselves from complete starvation, and the Civil Surgeons describe many of the prisoners as having been in a most pitiable condition at the time of their admission into Jail, and ascribe much of the subsequent sickness and mortality to want and privation previous to incarceration. Of the 2,439 deaths, 208 were persons above the age of 60, who, from natural causes, could not be expected to bear the shock of any severe complaint. If we deduct 800 deaths as the consequence of the Famine, and 525 from cholera, the death-rate from ordinary causes will be 6·35 per cent. on average strength, and 1·10 on population.

Escapes.—124 prisoners escaped during the year, equal to 0·72 per cent. on average strength, of whom 69 were from temporary places of confinement and Jails under construction. Wherever out-gangs are employed, whether on Jail works or otherwise, escapes must necessarily be numerous. Of the prisoners who escaped during the mutinies, 726 were re-captured, and gave themselves up during the year, leaving 12,421 still unaccounted for. The total amount of rewards paid for the re-capture of prisoners during the year was Rs. 2,546, including Rs. 940 paid for the re-capture of recent escapes. The system of prisoner Burkundazes succeeded admirably.

Education.—Considerable attention was paid to, and some improvement effected in, the progress of education during the year, but the Superintendents of Central Prisons complained of the great difficulty experienced in getting prisoners to apply their mind to it. Of the large number in the Agra Central Prison who learned to read since their conviction, a great portion knew very little more than the letters. The boys received instruction regularly, and many of them made fair progress. All those whose term of imprisonment exceeded one year were taught English, with the view of making them compositors and printers generally. Of all the prisoners confined 1,934 were of Rajpoot or Thakoor caste, 1,321 Brahmins, 28 Khuttees, 153 Kaeths, 321 Banceahs, 52 Boehars, 290 Jats, 340 Goojurs, 265 Loodhs, 18 Meinahs, 145 Khingors, 244 Kachees, 135 Goldsmiths, 125 Bar-

bers, 1,386 Ahcers, 938 Chamars, 414 Passees, 60 Durzees, 380 Gonds, 394 Pathans, 445 Sheikhs, 243 Mussulmans, 10 Christians, 6 insane, besides others. As to occupation 692 were Zemindars, 7,423 Cultivators, 2,239 in Service, 125 Merchants, 1,078 Shopkeepers, 2,658 Laborers, 46 Barbers, 47 Tailors, 322 Weavers, 42 Butchers, 157 Sweepers, 542 Beggars, besides others. As to age, 153 were under 15 years, 2,350 from 16 to 20, 3,606 from 21 to 25, 3,671 from 26 to 30, 1,309 from 31 to 35, 3,180 from 36 to 40, 624 from 41 to 45, 795 from 46 to 50, 258 from 51 to 55, 478 from 56 to 60, 125 from 61 to 65, 94 from 66 to 70, 34 from 71 to 75, 32 from 76 to 80, 3 from 81 to 85, 1 from 86 to 90, 1 from 96 to 100, and 832 unknown. As to education, of the 16,576 prisoners in forty jails, 787 could read and write, 2,774 could read only, and 13,015 could neither read nor write; 23,408 had learned to read, 146 to write, and 378 to read and write since their conviction. Of the whole number 137 had been frequently convicted before, 473 had been twice convicted, 1,107 once convicted and 14,859 never before convicted. Of time expired convicts during 1859-60, 55 per cent. betook themselves to useful employments, and in 1861, 60 per cent. Dr. Clark believes that about 70 per cent. cease to follow a career of crime.

GOVERNMENT TEA PLANTATIONS, PRIVATE CAPITALISTS AND IRRIGATION IN THE DEHRA DOON.

1862.

North-Western Provinces' Records, Part XXXVII., Art. I.

ON 12th May 1862 Dr. Wm. Jameson, Superintendent of the Botanical Gardens, reports on the above subjects to Government.

Tea Plantations.—Great drought diminished the out-turn of Tea last season. The chief or first crop of leaf almost entirely failed. Kowlaghur Factory, Dehra Doon, yielded 1,755 lbs. of green Teas, 14,982 of black Teas and 800 maunds of seed. Pooree Factory in Gurhwal yielded 10,247 lbs. of black Teas and 260 maunds of seed. Bhimtal Factory in Kumaon yielded 1269.8 lbs. of black Teas and 250 maunds of seed. Hawul Bagh Factory in Kumaon yielded 1,401.7 lbs. of green and 5,660 lbs. of black Teas and 480 maunds of seed. Ayar Toli Factory in Kumaon yielded 7,960 lbs. of black Teas and 370 maunds of seed. The whole produce was thus 41,519.15 lbs. of Tea and 3,636 maunds

or 130 tons of seed. The immense produce of seed enabled Dr. Jameson to give great assistance to private Planters throughout the Kohistan of Kumaon, Gurhwal, Dehra Doon, and the Punjab; the large quantity of 2,513 maunds, or 89 tons of seed, was distributed gratis to them. Large numbers of Seedling Tea Plants, amounting to two millions four hundred thousand, were distributed. Still this came far short of the indents received. Financially the Factories yielded a balance of Rs. 82,279-14. Of the Teas 16,000 lbs. were packed for the London market and the remainder was to be sold by auction. Skilled native workmen were supplied to Madras and several private planters.

Private Tea Planters.—From the Kalee in Kumaon to the Ravee in the Kohistan of the Punjab, the cultivation is being actively and energetically carried on, both by European and Native Capitalists; and the day is not far distant when we may expect to see Tea exported from the British Himalayas as its staple article of produce, and the Hills made lucrative, instead of as at present a drag on the revenues of the country. In a few years the Dehra Doon, the most attractive spot in the North West Provinces to the European settler, will become a great Tea Garden. In every direction in it Tea plantations are springing up.

Irrigation in the Doon.—To make Tea Plantations universal in the Doon two things are wanted—in the Eastern Doon drainage, and in the Western Doon water for drinking purposes and irrigation. The latter might be made available by anicuts being formed near the base of the Himalayas. At the very time when water is most wanted from the Canals in the Doon, it can only be obtained in limited quantity. None of the Canals have feeders, and depend entirely on the supply of the water in the rivers from whence they take their rise. Were a few reservoirs made, therefore, by forming anicuts at the places mentioned, the supply would always be kept up. Even to the great Canals anicuts made in the interior of the Himalayas on the courses of the great rivers would be of vast advantage, as by them the full supply of water could always be maintained. That natural anicuts existed on the great rivers Ganges, Jumna, &c., at a recent geological period, must be evident to every one who has followed for any distance the courses of these rivers in the interior of the Himalayas, and during the last twenty years. On the Indus two natural anicuts have been formed by the descent of glaciers into the bed of the river, one of which caused it at Attock to be easily fordable. This, however, only remained for a time, as the basis of the anicuts, being of a soluble nature, melted and gave way and allowed the waters to escape, carrying

with them vast destruction to life and property. The river swept through and over the Chuch valley, levelling every village. At Attock, where it contracts, it rose fifty feet above its usual level, and the towns of Hanshealgur and Kalabagh, though built on the banks high above the usual level, were nearly ruined. The river remained fordable at Attock for three months before the catastrophe occurred, pointing out the feasibility of the undertaking were it desirable. To the Dehra Doon it would be a great boon, and the one thing needful to enable parties to inhabit waterless tracts in both the Western and Eastern Doons. There, too, to form his anicuts, the Engineer has everything that he requires in abundance of limestone, sandstone, and quartz rock to form his dams, and the best lime available at a cheap rate to form his walls of any strength. There are no engineering difficulties to be experienced, as occur on the barren volcanic rock of Aden. But even there, and in a porous rock like lava, reservoirs of vast extent have been made, and in them a supply of water capable of supplying the town with a population of 30,000 for three years is kept.

AGRA MEDICAL SCHOOL.

1861-62.

North-Western Provinces' Records, Part XXXVII, Art. II.

Dr. G. R. Playfair, the Superintendent, reports that the Winter session closed on 31st March, and on the 1st April the Annual Examination commenced. Of the 16 Senior Students, candidates for the Diploma of First Class Native Doctor, ten passed a very good Examination; one, who had been very ill during the winter, was remanded for three months, and five were wholly rejected. Of the 68 Junior Students, he dismissed 10 whose replies did not reach the required standard. There were 45 candidates for admission. Applications were received from native States for Doctors. There was no case of desertion during the year.

VACCINE OPERATIONS IN THE AGRA DIVISION.

1861-62.

North-Western Provinces' Records, Part XXXVII, Art. III.

Dr. A. Christison, Superintendent of Vaccination, reports that, with 26 Vaccinators and 3 native Superintendents, 17,172 males and 19,465 females were vaccinated. Of the whole 17,155

were successful, 7,859 unsuccessful, 1,864 doubtful and 9,769 unknown. As to age 3,223 were under 6 months, 7,259 between that and 12 months, 8,528 from 1 to 2 years, 5,212 from 2 to 3 years, 4,728 from 3 to 4 years, 2,725 from 4 to 5 years, and 4,962 from 5 to 10 years. As to creed 2,138 were Mahomedans and 179 Christians. The rest were of Hindoo castes, the most numerous being 9,383 Chumars, 5,300 Thakoors, 3,680 Brahmans and 3,072 Jats.

SEHARUNPORE BOTANICAL GARDENS. 1861.

North-Western Provinces' Records, Part XXXVII, Art. IV.

DR. JAMESON, the Superintendent, reports that from Calcutta to Peshawur, there is scarcely a Horticultural or Agricultural Institution which has not more or less been benefited by the receipt of plants or seeds. 1,15,437 Fruit trees, 58,058 Timber trees and Flowering shrubs, and 1,616 parcels of seeds, were during the season, distributed to applicants. The Deodar seeds were liberally supplied for England, where it is most popular. To meet the immense demand for seeds for Soldiers' Gardens, a new garden was formed at Chejowree, in the Himalayas, and by its assistance indents to an unlimited extent can now be supplied. Dr. Jameson brought from Malta large supplies of seed of the Carob tree (*Geranea Sitayna*.) which seeds immensely. By the poorer classes it is ground and mixed with grain, and when baked in the oven it is anything but disagreeable. In seasons of scarcity it is, therefore, much used by the poorer inhabitants. It, too, is constantly given to horses and mules, in the proportion of one measure Carob Beans to two measures of Barley. He also brought from the Island a species of clover growing everywhere, and far superior to any green fodder met with in India. It is there named *Sullah*, and is a species of *hedysarum*. The *H. coronarium*.

Flax.—A ton and a quarter of fresh seeds were obtained from Riga, packed in double hempen bags, which were again covered with buss mats to project them from rain, and shipped to London. On arrival there, they were, by orders of Her Majesty's Secretary of State for India, sent by the Overland Route to Calcutta, from whence they were forwarded by steamer and bullock-train to Seharunpore. Every seed germinated, and there was reaped as fine a crop in April as any seen last season in Ireland, proving the value of imported seeds and the importance of having them sent by the Overland Route. Dr.

Jameson urges the establishment of an Economic Museum at the Seharunpore Garden. To the Home manufacturer, the Sunns, Patsuns-Sunnees, which everywhere abound, and which are so admirably fitted for the British looms, particularly those of Dundee, at present are unknown. To the British manufacturer our Boehmaria, Bunhinie, Daphne, Gterculia, Marsdenia, Aloe, fibres are also unknown. The same was the case with Bengal Jute a few years ago, but it now forms a trade of tens of thousands of tons, giving employment to thousands of individuals. The Lieutenant Governor remarks that the Report shews satisfactorily that the garden continues to fulfil one of its principal purposes with efficiency, in the extensive distribution of Fruit Trees, Timber Trees, and Seeds of all kinds, not only throughout the North Western Provinces, but throughout India, and even in European countries. Government sanctions the experiment of an Economic Museum.

VACCINATION IN ROHILCUND, KUMAON AND GURHWAL.

1861-62.

North-Western Provinces' Records, Part XXXVII., Art. V.

DR. F. Pearson, Superintendent, submits his annual Report. There was no outbreak of the Mahamurree Plague. In Rohilcund the Vaccine Establishment consisted of 34 vaccinators, 2 native Superintendents and 1 Deputy. It was concentrated on the zillahs of Bijnore and Moradabad in which of 31,863 cases, 17,761 were successful, 7,974 unsuccessful, 2,969 doubtful and 3,859 unknown. In Kumaon and Gurhwal 6 vaccinators had 15,377 cases of which 12,907 were successful, 1,447 unsuccessful, 692 doubtful and 331 unknown. Comparing this Return with that of Rohilcund, it will be observed how great is the difference in the percentage of successful cases, showing the favourable effect of the colder climate, not only upon the operation of the *virus* itself, but also in its necessitating the wearing of clothes, and so protecting the vesicle.

CULTIVATION OF COTTON IN THE NORTH-WESTERN PROVINCES.

1861-62.

North-Western Provinces' Records, Part XXXVII., Art. VI.

THIS report, referring to the crop sown in the end of June 1861, is submitted by the Sudder Board of Revenue. The following shews the details :—

DIVISION.	District.	Roughly estimated area under Cotton : Statute acres.	Estimated yield of clean Cotton :— Maund of 80 lbs.	Value at local market rate—Rupees
		<i>Acres.</i>	<i>Mauuds.</i>	<i>Rs.</i>
MEERUT. ...	Seharanpore, ...	23,750	35,750	3,93,250
	Mozuffernuggur, ..	17,000	25,500	2,80,500
	Meerut, ...	36,000	54,000	5,94,000
	Boolundshuhur, ..	15,000	25,000	2,75,000
	Allygurh, ...	1,65,000	2,00,000	22,00,000
	Total,	2,56,750	3,40,250	37,42,750
ROHILKHAND.	Bijnore, ...	23,000	34,500	3,79,500
	Moradabad, ...	27,500	42,000	4,62,000
	Budaon, ...	52,500	78,500	9,63,500
	Bareilly, ..	30,000	50,000	5,50,000
	Shahjehanpore, ..	8,000	8,000	88,000
	Total,	1,41,000	2,13,000	24,43,000
AGRA. ...	Muttra, ...	68,000	90,000	9,90,000
	Agra, ...	73,826	1,00,000	11,10,000
	Etah, ...	26,000	39,000	4,29,000
	Mynpoory, ...	19,000	28,500	3,13,500
	Etawah, ...	47,000	70,000	7,70,000
	Furruckabad, ..	10,000	15,000	1,65,000
	Total,	2,43,826	3,42,500	37,77,500
ALLAHABAD.	Cawnpore, ...	63,000	90,000	1,00,000
	Futtehpoore, ..	24,000	30,000	3,30,000
	Banda, ...	89,000	60,000	8,80,000
	Allahabad, ...	27,000	27,000	2,97,000
		Total,	2,03,000	2,07,000
JHANSIE. ...	Lullutpore, ...	2,000
	Jhansie, ...	28,000	28,000	3,08,000
	Jaloun, ...	40,000	35,000	3,85,000
	Humeerpore, ...	38,500	34,000	3,74,000
		Total,	1,08,500	97,000
	GRAND TOTAL, ...	9,63,076	11,99,750	1,26,37,250

In Meerut, Rohilkund, Agra and Allahabad Divisions out of 14½ million of acres under crop, about 8,50,000 were cultivated with cotton, that is about 5 and 5-7ths per cent. The estimated aggregate out-turn of clean Cotton (including the Jhansie Division) is twelve hundred thousand maunds, equal to 96 millions of lbs., or 8,57,000 cwts. Of this, probably one quarter is consumed in the districts in which it is grown; one quarter or somewhat less is exported to the north and east for local consumption, and one-half is carried eastward towards Calcutta; but what proportion is destined for eventual exportation by sea there is no means of finding out. Besides this, there is a constant stream of carts passing through Bundelkhand northwards to the Jumna with cotton from the Independent States in Bundelkhand, Gwalior, &c. The average yield per acre is—uncleaned cotton, from 4 to 6 maunds; cleaned cotton, from 1½ to 2 maunds. In cleaning the cotton, two-thirds of the material in weight is separated as seed, &c. The seed (*benoula*) is used for feeding cattle, and fetches from 13 annas to 1 rupee per maund. The market prices for cleaned cotton vary from 9 and 10 Rupees per maund in the Western districts to 12 and 13 Rupees in the Eastern. In the above table an average rate of Rs. 11 a maund is assumed, and an average rate of produce, ordinarily at 1½ maund of cleaned cotton per acre.

The great fluctuation of prices causes the home demand to exercise little influence on the peasantry. There was a time when it was otherwise. The traditions of the Company's investment still linger among the inhabitants of Calpee and Humceerpoor. In the former district, "the purchases of Government amounted at one period to forty lakhs a year, and of private individuals it is said to 18 lakhs; since 1830 the former have been discontinued, and the latter have dwindled down to an annual expenditure of barely seven lakhs." What was thus done by the Hon'ble Company in its trading days must now be done by the merchants of Lancashire, and a permanent supply to any extent will then be secured. The effect of the dealings of the Commercial Residency in Bundelkhand are even now traceable there. Agents, deputed from Mirzapore, still visit the district and make advances to the zemindars and cultivators at the time of sowing. In Banda, the traders sometimes buy up the crop as it stands, and clean it. Elsewhere, the cultivators ordinarily sell or barter their cotton to the village bunniah, who disposes of it in the nearest market; or they part with it to brokers, as in Allygurh. The village price, by buying direct from the cultivator, is stated to be six or eight annas a maund, (from one shilling to one shilling

and six pence per cwt.) lower than the local market price. The system of advances to cultivators, or the bespeaking of a crop, seems (excepting in Bundelkhand) to be little known. The example of Calpee must also be followed in the location of Cotton-screws at such Agencies. Unless the bales are screwed on the spot, the carriage must continue to be slow and expensive. It is understood that unscrewed Cotton cannot be transported at a profit by the Railway. Cotton in these parts is invariably sown towards the end of June or beginning of July, on the first setting in of the rains. If the commencement of the rains be deferred, the sowings are postponed and the crop suffers. If the delay be very great (as unfortunately does sometimes happen) the crop is lost. Any long suspension of rain between July and September also seriously injures its growth. Such contingencies would of course have to be borne in mind by English speculators in the establishment of Agencies. The crop is gathered from the latter part of October to the beginning of January. The early pickings are the best. The plant is invariably an annual, but when allowed to continue in the ground for a second year, it still bears at the same period.

THE SYSTEM OF VACCINATION IN THE NORTH-WESTERN PROVINCES.

1862.

North-Western Provinces' Records, Part XXXVIII., Art. I.

ON 6th August 1862 the North-West Government, in reply to the Government of India, gives a history of the system of vaccination in the Provinces with recommendations for its extension. In the 38th Regulation published in the Medical Code in 1838, it was enacted that Vaccine Depôts, under the control of the Medical Board, should be established at Benares and Bareilly. To these Depôts Surgeons were to be attached with a Vaccine allowance of Rs. 160 a month, to defray the cost of their Establishments and all other charges contingent on the preservation and distribution of the virus. In addition to this, the Civil Surgeons were to act as Deputy Superintendents. They were to receive an extra allowance of Rs. 20 a month, and were permitted to entertain one or more Native Vaccinators on Rs. 8 or Rs. 10 a month. In 1851 a new era commenced. Reports were called for and in 1853 the Governor General on them based a Resolution that, as the Government of India had not then at command the agency for giving full effect to any of the various proposals sent in, a partial beginning of a new system should be entered upon, and a Vaccinator on Rs. 10 a month should be attached to every Dispensary in the

North-Western Provinces. Thus commenced the Dispensary system of Vaccination, which is still in force.

In the cold weather of 1853-54, following the Governor General's Resolution, Vaccine operations seem to have commenced all over the country, and to have been attended with various degrees of success. Two facts formed a subject of congratulation : first, that the Vaccine received from the Gurhwal Depôt (which was then established in imitation of that already existing at Simla) had proved itself more efficacious than the imported article from England ; and second, that the people of Rohilcund, where, especially in the hilly districts of Kumaon, Small pox had ever raged with singular virulence, eagerly flocked to the Vaccinators without any compulsory efforts on the part of the Civil Authorities. The Government found in Dr. Pearson a man who had devoted himself to the subject, and when it was determined to imitate from Bombay a Special Establishment for Vaccination only, as an experiment, Dr. Pearson was at once appointed to superintend it ; and Rohilcund was chosen as the scene of its operations. The Staff cost Rs. 650 a month, and it was independent of the Dispensaries. This new plan was introduced from Bombay. In the following season of 1854-55, both the Dispensary and the Bombay System, as it will henceforth be called, were at work together, with what result may be seen from the Abstract :—

DIVISION.	CASES.	SUCCESSFUL
Rohilcund and Kumaon, ...	43,650	34,928
Agra, ...	27,831	18,078
Meerut, ...	11,560	6,317
Cawnpore, ...	3,791	2,308
Benares, ...	1,484	903

In October Dr. Pearson took entire charge of the Division, and in 1855-56 out of 82,187 cases, 54,505 were successful. In August 1856 a similar Staff under Dr. Farquhar was organised for Agra. There were in these Provinces, on the 1st of January 1862, 28 Dispensaries, to which 47 Vaccinators, on a salary of Rs. 10 each, were attached. These Vaccinators receive their full pay during the whole year. From the beginning of October to the middle of April they are employed in vaccinating only ; for the remainder of the year they are expected to attend the dispensary daily, and to make themselves generally useful, more especially in seasons of epidemic. The rate of pay is the same for all, and does not lead to a pension ; but there is no difficulty in getting men of respectable caste to supply vacancies. All Vaccine operations are duly registered and entered into the Annual Dispensary Report. Such is the detail of the Dispensary system ; and the annexed Statement will show the extent of its operations up to the close of the last season :—

DIVISION.	CASES.				SUCCESSFUL CASES.			
	1858.	1859.	1860.	1861.	1858.	1859.	1860.	1861.
Meerut,	2,572	11,771	29,679	30,601	1,444	8,853	21,329	18,560
Agra,	1,922	6,530	6,164	8,283	1,255	4,704	4,014	5,890
Rohilkund,	1,313	16,604	26,669	25,288	760	10,635	17,145	16,857
Allahabad,	184	2,323	2,569	4,637	..	1,321	1,438	3,361
Jhansie,	...	15	18	125	...	2	...	90
Goruckpoor,	282	392	646	366	121	106	200	106
Ajmere,	218	139	606	450	49	4	378	295
Kumaon,	396	787	4,014	...	260	470	3,582	...
Benares,	935	1,382	2,160	2,572	461	784	1,102	1,036
Total,	7,822	39,983	72,519	72,322	4,350	26,879	49,188	46,195

Dr. Pearson's special Establishment on the *Bombay* model consists in Rohilkund of a Deputy Superintendent on Rs. 150 a month, two Native Superintendents on Rs. 20 each, and 30 Vaccinators on Rs. 10 each. In Kumaon, attached to the Gurhwal Vaccine Depot, there are two Native Superintendents

on Rs. 15 each, and nine Vaccinators also on Rs. 10 each. There is, moreover, a writer on Rs. 25, and three peons on Rs. 5 each, attached to the general staff. In the Rohilcund Establishment, during seven months in the year the Native Superintendents draw Rs. 16 a month, and the Vaccinators Rs. 8, unless they choose to go and study at the Agra Medical School, which they rarely do. Dr. Pearson's entire operations since his re-appointment may be thus epitomized :—

<i>Season.</i>	<i>Cases.</i>	<i>Successful Cases.</i>
1859-60, ...	13,406	11,372
1860-61, ...	39,272	26,147
1861-62, ...	47,230	30,668
	99,908	68,187

Dr. Christison's Establishment for Agra was reorganised by orders of 10th May 1859. It consists of three Native Superintendents on Rs. 25 a month during the cold season, and Rs. 10 during the remaining seven months, and of 26 Vaccinators on Rs. 10 and Rs. 6 similarly. A writer on Rs. 25 for compiling the Returns, and a Chupprasee on Rs. 5 complete the staff. The Superintendent has the power, at discretion, of reducing the number of Vaccinators during the non-working months, and for the present hot season has only retained 21, who were regular attendants at the Agra Medical School. Dr. Christison concurs with Dr. Pearson in strongly recommending a *permanent* Establishment, and in considering a pension to be unnecessary as a general rule. He thinks that the rate of pay to Vaccinators should not be uniform, but vary according to proficiency from Rs. 15 a month downwards, and that the Superintendent should have the power of dismissing any of them if incompetent.

What has been effected in the Agra Circle will be best shown in the appended form :—

<i>Season.</i>	<i>Cases.</i>	<i>Successful Cases.</i>
1859-60, ...	2,77,957	1,73,635
1860-61, ...	2,12,533	1,07,833
1861-62, ...	36,637	17,155
	5,27,127	2,98,623

A *Resumé* of these statistics will form the best data whereby to answer the question if this system is susceptible of improvement.

System.	Cost per mensem.	Operations.	Successes.
	Rs.		
Dispensary, ... Bombay, under Dr.	470	72,322	46,195
Pearson, ... Do. under Dr. Chris-	1,200	47,230	30,668
tison, ..	915	36,637	17,155

The dispensary returns are not trustworthy, Dr. Pearson's tests are alone satisfactory, and his district is scattered. Believing the Bombay system to be alone satisfactory, the Lieutenant Governor would extend it to the whole of the Provinces, and for this purpose he submits a scheme which would cost, inclusive of general superintendence :—

Kumaon, Gurhwal, and Rohilcund, per annum,	Rs.	19,024
Agra and Meerut Divisions,	14,532
Benares Division,	10,776
Allahabad and Jhansie Divisions,	11,944

Grand total, per annum, ... Rs. 56,276

Or Rs. 51,036, deducting the cost of Dispensary Vaccinators. The expenditure per head of the population will be a bare fraction. The increase over present outlay amounts to Rs. 20,016 per annum. The Lieutenant Governor is persuaded that the operations as they have been hitherto conducted, except under Doctors Pearson and Christison, are worse than useless. They are calculated only to produce false impressions, and instead of propagating among the people a thorough belief in the efficacy of Vaccination as a protection from Small-pox, to bring it into discredit. The money expended in the Dispensary system produces, he believes, no fruit whatever. Doctors Pearson and Christison unite in very strongly advising that the Establishment shall be *quasi*-permanent; that Vaccinators must be *instructed* before they can be efficient; and that no dependence can be placed on persons casually and temporarily employed. Neither of these experienced officers thinks that there is any necessity for admitting Vaccinators to pension. The Lieutenant Governor concurs in their views.

EPIDEMIC CHOLERA IN AGRA CENTRAL PRISON.

1862.

North-Western Provinces' Records, Part XXXVIII., Art. II.

DR. C. Plank, Officiating Superintendent of the Agra Central Prison, on the breaking out of Cholera, took speedy measures to remove the prisoners from the building, and adopted such means as fumigating the wards and administering a grain of Quinine daily to each prisoner to arrest the progress of the Epidemic. How far he succeeded in recovering persons taken unwell with the disease, will be seen from the number of cures effected by him; out of the 23 cases of Cholera admitted into the Hospital, 12 died and eleven recovered. Three modes of treatment were adopted by him. With some he adopted small bleedings and persevering administration of diffusible stimuli; while with others he used stimulants accompanied by friction and application of warmth to the limbs, and in two cases the acetate of lead in solution with acetic acid was given very successfully.

THE FOOD OF THE INHABITANTS OF BIJNOUR

1862.

North-Western Provinces' Records, Part XXXVIII., Art. III.

THE Report is made by Dr. J. L. Stewart, Civil Assistant Surgeon. The Zillah of Bijnour constitutes the north-west corner of Rohilcund, lying in the angle formed by the Gange here running nearly due south, and the Siwalik Range running north-west and south-east. Its greatest length from north to south is about fifty-five miles, its extreme breadth from east to west about forty-five miles. The whole area amounts to 1,831 square miles, and the population of the District amounts to 6,70,000 souls, of whom the Hindoos are to the Mussulmans as two to one nearly.

The articles used as food may be arranged under the following heads—1 Cereals, 2 Pulses, 3 Gourds, 4 Tarkari, 5 Greens, 6 Anim-

Food and Oils, 7 Spices and Condiments, 8 Sugar-Cane and its products, 9 Sweetmeats, 10 Fruits, 11 Wild Plants, used as Food, 12 The Use of Tobacco, Betel-nut and Spirits.

Under the *Cereals* may be given the following in order of their commonness in the District. *Dhon*, (Rice, *Oryza Sativa*.) *Bájrá*, (*Pennisillaria*.) *Sámá*, (*Oplismenus Frumentaceum*) *Makka*, (Maize, *Zea Mays*.) *Marwa*, (*Eleusine Coracana*.) *Kukni*, (German Millet, *Pennisetum Italicum*.) *Kodrám*, (*Paspalum Serobiculatum*.) Most of the Rice used is eaten unground as Bhat boiled in water. Great part of the maize is consumed unground, the ripe head being roasted, and the seeds then eaten of the cob. With these exceptions all the cereals are eaten as bread. Wheat and Rice are in the highest repute as being digestible and nutritious, and one or the other is generally the staple food.

The *Pulses* grown and used as food are *Channa*, (*Cicer Arietinum*.) *Mattar*, (*Lathyrus Sativus*.) *Masur*, (*Eryum Lens*.) *Aihar*, (*Cajanus Flavus*.) *Mash*, (*Phaseolus Roxburghii*) *Moong*, (*Phaseolus Mungo*) and a few others. These are used either parched or boiled in water, with turmeric and are eaten with bread or boiled rice.

Gourds.—The Cucurbitaceous Plants grown in the District are as follows:—*Gol Kaddu*, (*Lagenaria Vulgaris*.) *Kaddu Sufed*, (*Cucurbita Pepo*.) *Tarbutz*, (*Cucurbita Citullus*, Water Melon.) (*Kharbuza*.) (*Musk-melon*, *Cucumis Melo*.) *Phoont*, (*Cucurbita Momordica*) *Khira*, (*Cucurbita Utilissimus*.) *Karela*, (*Momordica Charantia*) The following are the *Roots* used—*Tarkai Muli*, (*Radish*, *Raphanus Sativus*) *Gajur*, (*Carrot*, *Daucus Carota*.) *Shalgham*, (*Turnip*, *Brassica Napus*.) *Piyaz*, (*Onion*, *Allium Cepa*.) *Lahsan*, (*Garlic*, *Allium Sativum*.) *Brahmins* and *Bunyas* never touch the two latter, as their religion forbids their eating. All these tarkaris are eaten in curries or with flesh and constitute one of the staple classes of food of the natives.

Greens.—Leaves or young stems of herbaceous plants, when boiled with a good deal of water, are called *ságy*, and when cooked with merely as much water as to prevent their being burned, are named *bhangí* or *bhangiya* (from *bhúná* to be fried.) Many of the leaves thus used are got from plants not grown primarily for this purpose, *e. g.* those of *lobiyá* (*Dolichos Sinensis*, L.) and *channá* (*Cicer Arietinum*, L.) which are grown for their Pulses those of *sarson*, (*Brassica Campestris*, L.) raised for its oil-seeds and of *kachálú*, &c., (the Arums, grown for their edible roots. The members of this class are generally much less nutritive than the last, but they are wholesome and filling, and are mostly so insipid as not to

tempt to an indigestible amount, and none of them are considered by the people as endowed with any special qualities beneficial or noxious.

Animal Food and Oils.—Meat in any shape is forbidden to some classes of Hindoos (*viz.* Bralmins and Bunyàs) and the flesh of Kine and Buffaloes to all Hindoos ; but with these exceptions all classes eat flesh when procurable. Its price, however, is very seldom less than an anna ($1\frac{1}{2}d.$) a pound, and as the labourer can always get three or four times the weight of flour, &c., for the same sum, except at an occasional feast when he gorges himself with meat, it is used rather as a relish with other food and that but seldom. Thus, with ten or twelve *chittacks* (20 or 21 oz.) of bread or rice with pulse, he will eat one and a half or two *chittacks* (3 or $\frac{1}{4}$ oz.) of flesh. It is generally fried with *ghí* and spices, and a little water, or cooked and eaten with rice as *piláo*. The Mussulmans of the lower classes are said to affect Beef, and Hindoos Mutton, while the wealthier prefer Goat's flesh ; but the consumption of much meat of any kind is considered by natives to cause boils and pimples, and a tendency to inflammation. In the wilder parts, in the north of the District, the meat of Deer, Hare, Partridges, &c., is attainable at times by even the poorest, but not in quantity. Very few Fowls are reared in the districts, especially since the mutiny when, say the Natives, the "avenging" columns cleared out all the stock, and the price, four to six annas (6 to 9 pence) a piece, is much too high for the laborer. The Mussulmans keep but few Fowls, while the higher castes of Hindoos abstain from them altogether, although they are not positively forbidden. As the native of India generally is not a flesh-eater, and so wants some other source whence to derive the oleaginous constituents necessary for health, the consumption of animal and vegetable oils is very large. The most important of the alimentary oils is *ghí*, which is simply butter clarified by heating for twenty minutes or half an hour, which renders it capable of being kept for many months as good as when fresh prepared. In this state, although it has often a somewhat rank flavour when uncooked, yet if it has been well prepared and kept so as not to become rancid, it is a wholesome article of food, and in many dishes quite undistinguishable from butter. Several of the Mustard family are extensively grown in the district, and from the seeds of two of them *sarson*, (*Brassica Campestris*, L.) and *vái* (*Brassica Juncea*, L.) the oil is expressed, to be used (for burning and) in cooking, but only by the poorer classes. In preparing food, the oil of *tíl* (*Sesamum Indicum*, L.) is much more frequently employed.

It is milder in flavor, and is a common ingredient of *tarkári*, sweetmeats, and pickles. These vegetable oils however are only eaten as a measure of economy, the price of any of them ranging only from about half to two-thirds of that of *ghí*, of which the average rate is one rupee for two seers (6*d.* a pound.)

Spices and Condiments.—A much larger number and greater amount of spices (*musálah*) are consumed by the natives of India than by similar classes in Europe; this probably results in great part from the fact that the food of the former is of a much less exciting nature, which renders necessary the addition of some stimulant. The spices which are imported for use in this District are the following:—*Híng* (*Assafœtida*) from Afghanistan; *adrakh* (Ginger) from the lower Himalaya; *huldi* (Turmeric) from these and the eastward; *zirá* (Cummin) from the latter, and *golmirch* (Black Pepper), and *illáchi* (Cardamoms) from the Eastern Islands and the south of India. The indigenous spices are, *lal mirch*, Chilli (Red Pepper, *Capsicum Annum*, L.) *sounf* (Fennel, *Fœniculum Vulgare*, Gaert.) *dhániyá* (Coriander, *Coriandrum Sativum*, L.) and *ajwain* (Lovage, *Ligusticum Ajowan*, L.) all of which, especially the first, are cultivated in large quantities, for home consumption. A mixture of three or four or more of the above spices in various proportions according to fancy, is added to almost every thing eaten by the natives (a larger quantity being used with meat than with most other kinds of food); frequently in some such combination as the following:—Cummin and Fennel, of each one part, Coriander and Ginger of each two parts, and black or red Pepper and Turmeric, of each four parts. From one to four annas (1½*d.* to 6*d.*) worth of spices is eaten by an adult during the month.

Sugar.—A great deal of Sugar-cane is grown in the District, of which it formerly was, and to a less extent still is, the staple export, the diminution being chiefly caused by the Ganges Canal, which has enabled the cultivators in the Doab to grow much larger quantities than before of this, which requires the most water of any crop. Very little of the Cane grown here is of the *poundá*, long, thick, white kind which is the best for eating, still, much of what is raised, although quite inappreciable as compared with the amount used in the manufacture of sugar, is chewed in the raw state. A man will eat eight or ten stalks (*gunná*) of sugar-cane, the cost of which may average one pice (1½ farthings) and, when so large a quantity as this is taken, it serves to satiate hunger, so that a smaller quantity of the ordinary food is needed for that day. The juice of the Cane when

heated becomes thick and is called *goor* (often erroneously translated Treacle). This is frequently eaten alone or with milk, and immense quantities of it are consumed in sweetmeats. It keeps well enough for seven or eight months, but invariably spoils in the rains, unless the jar containing it is packed among grain or chaff, so as to prevent the access of air. In the manufacture of Sugar, the juice of the Cane is heated to a less degree than when *goor* is to be made, and by the addition of a cold infusion of *chukla* (the bark of a tree brought from the Hills) and *sajji* (impure Carbonate of Soda), it becomes *ráb* (syrup). Into this is put a quantity of *surwáli* (Vallisneria Spiralis, or more probably a Potamogeton,) more *sajji* is added, and by degree *khánd*, coarse sugar to be afterwards clarified by boiling into *boorá*, *chíni*, *misri*, &c., crystalizes, and *shírá* passes off.

Sweetmeats.—Of these, comprizing *pakwán* and *nithái*, a great quantity is consumed, as there are not only in every tolerably extensive village shopkeepers (*hútwái*) whose trade it is to make them, but they are largely prepared for home consumption. The principal constituents are coarse sugar, *goor*, oil, flour, and *tíl* and other seeds.

Fruits.—The Mango is the most common, *Jámun*, (*Syzygium Jambolanum*, De C.) also is not an uncommon tree, and *áonla*, (*Emblia Officinalis*, Gaert.), *imlí*, (*Tamarindus Indica*, L.), *bel*, (*Egle Marmelos*, Corr) *káit*, (*Feronia Elephantum*, Corr.) and *lasorá*, (*Cordia Myxa*, L.) are frequent in groves. While in gardens and by houses, *kelí*, (*Musa Paradisiaca*, L.) *toot*, *shah-toot*, (Mulberry,) *karoundá*, (*Carissa Carandas*, L.) *phálsá*, (*Grewia Asiatica*, L.) and *anár*, (pomegranate), are common. Trees of *khajúr*, (*Phœnix Sylvestris*, Rox.) are frequent in the lower more loamy parts of the district. The fruit of all of these is eaten either raw or cooked. Wild fruits are largely used.

Tobacco.—The total consumption of Tobacco must be very large, by far the greater part of it being used for smoking in the *hookah* or *chillum*, for which purpose the Tobacco is mixed with from a half (in the rains) to an equal weight of *goor* or *shírá* the quantity being varied, because an excess of either of these in the wet season makes the Tobacco "cling" too much. The juice of *páurí* (the stems of Piper Betle, L.) which is supposed to increase the excitant effects of the Tobacco, is in this District very rarely indeed added by any, and never by laborers. The average daily quantity of the hookah compound used by smokers among the labouring population is probably not less than 2 oz. (costing half a pice, = $\frac{1}{4}$ of a farthing). This would give at least 22 lbs. of pure Tobacco to each smoker an

nally, and the practice is almost universal among males after the 9th and 10th year (almost no women, except those of light character, smoke). Partial returns from some sections of the District would give four and a half pounds of Tobacco annually to each inhabitant, male and female, infant and adult. A good deal of Tobacco is consumed as one of the ingredients of "Betel-nut," and by the poor it is occasionally "eaten" unmixed, only the first mouthful of saliva being expectorated, and the rest swallowed. This practice is considered to have a repellent effect on the flatulence engendered by the large amount of greens, pulse, &c., that the labourer consumes. Snuffing is rare.

Betel-nut.—Of "Betel-nut," the two chief ingredients, *viz.* the leaf of the *pán* (Piper Betle, L.) and *soopárá* (Nut of Areca Catechu, L.) are brought from "the East," (Cawnpore is the nearest district in which the former is cultivated) while *chúnuí* (lime) and *kutthá* (Gum of Acacia Catechu, L.) are both indigenous. To these, which all *pán* users consume, perhaps one-half add a little Tobacco, this being much more common with women than men, possibly to indemnify them for the want of the Hookah. The average consumption of this luxury among those who can afford it (it is by no means so common among males as Tobacco-smoking) may be five leaves a day, which with the other ingredients, would at average prices cost about one and a half pice (2½ farthings). There are instances however, (though of course only among the well-to-do) of a consumption of a hundred leaves a day. The only reasons given for the use of *pán* at all, are custom, its cheering the spirits "as Tobacco does," and its correcting flatulence. The inordinate use of it is considered to lessen the appetite.

Spirits.—A small quantity of coarse, fiery Spirit is made and consumed. This is generally distilled by means of the ordinary rude apparatus of two metallic Vessels connected by a bamboo tube, from *goor* and *shírí*, and occasionally and locally from the grain of *mandhá* (Eleusine Coracana, Gært.) The once distilled liquor *tharrá* of two qualities, *rísá* weaker, and *phúlka*, (costing respectively two annas, and four annas, 3d. and 6d. a bottle) is that used by the poor, and but little of the twice distilled *mukattar* is made. From a very rough calculation, based on a guess at the proportion that the amount raised from the duty on Spirits possibly bears to the value of the liquor, it seems extremely probable, that the average quantity of Spirits used in the District (unless there be an extensive contraband manufacture), cannot be over a very few ounces a year for each

inhabitant; and its consumption is in all likelihood almost entirely confined to the inhabitants of towns.

General.—The labourer, if not in straits, always has two meals a day, the fullest being the morning one, at 6 to 8 A. M., before he begins to, or during an interval of, his work; the evening one, after the day's labour is finished, but of course the change of the seasons, the weather, and the nature and place of his work cause considerable variation in this respect. The staple food of the labouring classes in this as in most other countries, consists of one or other of the Cereals, here generally combined with a considerable amount of Pulse. From very many enquiries, the average consumption of adult labourers, male and female, appears to be about ten or twelve *chittacks*, (20 to 24 oz.) a day of meal, or rice, with about two *chittacks* (4 oz.) of pulse. The average weight of the adult males admitted into Bijnour Jail in six months was, Hindoos one maund and ten seers (100 lbs.) and Mussulmans, one maund and eight seers (96 lbs.) and since this may be assumed as a tolerably close approximation to the average weight of the adult male inhabitants of the District, the above quantity of food seems liberal when compared with the amount which has been found to support healthy persons in Europe. The average amount of Spirits drunk appears to be very much less than would have any serious effect on the dietic relations of the people, nor is there any evidence to show that the almost universal use of Tobacco and Betel-nut in large quantity affects these.

The above information was derived thus:—A series of about sixty questions, regarding the nature of the food in use, &c., was addressed to the Tehseeldars of each of the five Sub-Divisions of the District. The information contained in the answers to these has been checked, and very much amplified by cross-questioning peasants met casually, servants indigenous to the District, selected men from all classes of the prisoners in Jail, and the Darogah of the Jail, a very intelligent man, native of a neighbouring District, and long resident in this.

ADMINISTRATION OF BOMBAY.

1861-62.

LEGISLATION.—The following Acts were discussed and passed by the Government of Bombay during the year, and received the assent of the Government of India:—

1862.	Act	I.—An Act for bringing under the Regulations and Acts certain lands ceded by His Highness the Guicowar for Railway purposes.
"	"	II.—An Act for extending the powers of Municipal Commissioners appointed under Act XXVI. of 1850.
"	"	III.—An Act to amend Act X. of 1843.
"	"	IV.—An Act for the preservation of the Bhagdaree and Nurwadaree Tenures.
"	"	V.—An Act for regulating the establishment of Markets and Fairs.
"	"	VI.—An Act for the amelioration of the condition of Talookdars in the Ahmedabad Collectorate and for their relief from debt.

The Bill for the Registration of Assurances, which is a very important one, passed through Committee. Bills were in preparation for amending the Police Regulations, for extending the operation of the Insolvent Law to the Mofussil, for extending the jurisdiction of the Small Cause Court of Bombay, and for rendering Sattara and other Non-Regulation Districts subject to the ordinary laws of the Presidency. The Code of Civil Procedure proved on the whole to work well. A digest of Hindoo and Mahomedan Law was in active preparation.

JUDICIAL.—Civil Justice.—It was proposed to establish Small Cause Courts in the Mofussil, in order to relieve the Moonsiff's Courts which were overburthened with work. The number of original suits for adjudication during the year was 3,40,294 as compared with 1,39,757 in 1860 shewing an increase of 2,00,537; of these 1,24,662 were decided on their merits, and 1,55,160 remain in arrear. This shews a vast increase in the business before the Court during the year, owing to the Limitation Act.

The average duration of suits in the different Courts as compared with 1857 is shewn in the following tables :—

REVENUE COURTS.

	1857.			1861.		
	Years.	Months.	Days.	Years.	Months.	Days.
Sudder Dewance Adawlut ...	1	10	15	...	10	27
Collector	9	10	...	6	25
Assistant Collectors	4	1	...	7	11
Mamlutdars	4	22	...	2	25

CIVIL COURTS.

	1857.			1861.		
	Years.	Months.	Days.	Years.	Months.	Days.
Sudder Dewance Adawlut ...	2	1	20	...	8	14
District and City Judges ...	1	2	20	...	8	24
Subordinate and Additional Judges
Assistant Judges ...	1	6	11	25
Principal Sudder Amceens	4	6	...	4	9
Sudder Amceens...	...	3	16	...	4	4
Moonsiffs	3	9	...	4	2

Small Cause Courts.—The number of suits in the Presidency Court of Small Causes was 14 per cent. in advance of the preceding year, and amounted to 20,003. The fees of the Court were reduced, and a further reduction was under consideration.

Sind.—The business disposed of in the Civil Courts in Sind consisted of 11,933 cases filed and arrears compared with 12,065 in 1860, of which 11,666 were decided during the year, against 11,722 in 1860, leaving a balance of 271 against 343 in 1860. The number of appeals was less than the preceding year being 440 against 515 in 1860.

Criminal Justice.—The Criminal Returns shew a diminution in the number of offenders, the number of convictions being

36,382, in 1861 against 37,968 in 1860, exhibiting a decrease of 1,586.

Police.—A thorough reformation was introduced in this department during the year, in consequence of which the amount of property stolen decreased 48 per cent., while the portion recovered rose from 11.5 to 28.5 per cent. The number of prisoners confined sunk from 6,000 to less than 4,000. Notwithstanding that the efficiency of the force was so much increased, its cost was much diminished, a reduction of upwards of 8 lakhs having been effected. The relative number of Police in proportion to the extent of territory stands as one Policeman to every 6.3 square miles, and to every 549 inhabitants, including Sind. An effort was also made to reform the village Police. Highway robbery diminished, the number of murders decreased, and Dacoity and Thuggee were apparently at least, extirpated.

Jails.—The average daily number of prisoners fell this year, being 3,286, against 3,435 in 1860. The adult recommitments were 14 less than in the preceding year; the juvenile commitments, however, were greater by 68. The health of the prisoners was not so good, the general ratio of deaths (excluding those from cholera) having risen from 2.8 to 3.9 per cent. The experiment of out-door labor was tried with much success. The cost of guarding Jails was reduced by Rs. 30,490.0-11 per annum during the year, and further reductions were in progress; reductions were also made in the cost of Jail establishments, in the cost of food and clothing, and in the outlay for petty repairs. Three Jails were abolished at a saving of Rs. 2,700 per annum. Jail discipline was much improved, and fresh improvements are being carried into effect, which will render the whole system more effective.

REVENUE.—Land Revenue.—In the Northern Division the monsoon was very variable. The land revenue in Kaira, Tanna and Khandesh, had increased; in Ahmedabad and Surat there was a decrease. The total realizations in the Division amounted to Rs. 1,06,52,132, being less than those of the previous year by Rs. 56,481. The total realizations on account of Sayer Revenue amounted to Rs. 11,03,790, being an increase of Rs. 89,182 over the amount collected during the preceding year. In the Southern Division the season was generally favorable, and the land revenue generally increased. The total revenue realized in this Division amounted to Rs. 97,99,416 shewing an increase of Rs. 3,57,500. The Sayer Revenues

also exhibit an increase of Rs. 3,21,534, due principally to the operation of the Income Tax and Stamp Acts. The land revenue of the Island of Bombay amounted to Rs. 77,466, being an increase of Rs. 360. The Abkaree revenue of this year was the largest sum ever realized under this head. It amounted to Rs. 162,298, being an increase of Rs. 43,266 over 1860. The total land revenue collected in Sind was Rs. 33,50,560, being an increase of Rs. 4,04,395. The total Sayer Revenues of the Province amounted to Rs. 10,99,751 against Rs. 9,26,522 of the preceding year.

Alienated Revenues.—Measures for a Summary Settlement, by way of compromise, of claims to exemption from the payment of land revenue in the Districts of Sattara, Poona, Ahmednuggur, Dharwar, Belgaum, Sholapoor, Khandesh and Colaba were carried into effect. The financial effect of this step was a permanent addition to the annual public revenue of Rs. 2,68,976. Since the organization of this department 3,131 claims to cash allowances have been settled, which amounted to Rs. 2,07,235. The total amount of alienated revenue recovered by this department up to April 30 of the year under report is Rs. 11,58,327.

Income Tax.—The total of the Income Tax collections made throughout the whole Presidency amounted to Rs. 40,66,840 being an increase of Rs. 4,66,840, over the preceding year.

Stamps.—The Stamp Duties realized amounted to Rs. 31,03,947 or Rs. 7,12,808 more than in the previous year. It must however be borne in mind that the act was only in force for seven months of the year 1860-61.

Customs, Salt and Opium.—These items of Revenue exhibit a total decrease in the year under review of Rs. 6,01,088.

Imports.

1860-61	Rs.	90,56,651	
1861-62	„	86,65,420	
Decrease in 1861-62						Rs.	3,91,231

Exports.

1860-61	Rs.	7,48,985	
1861-62	„	5,44,618	
Decrease in 1861-62						Rs.	2,04,367

Frontier Duties.

1860-61	Rs.	65,017	
1861-62	„	59,527	
Decrease in 1861-62						Rs.	5,490

Pass Fees were paid on 38,667 chests of opium during the year. The aggregate realizations under these heads including miscellaneous items during the year amounted to Rs. 3,78,97,037 against Rs. 3,79,89,192 shewing a decrease of Rs. 92,155 in the year.

Customs	Rs.	1860 61.	
Salt	"	1,02,63,999	
Opium	"	32,82,995	
		2,41,42,198	3,79,89,192
<hr/>			
Customs	"	1861-62.	
Salt	"	96,83,212	
Opium	"	37,38,274	
		2,44,75,551	3,78,97,037
<hr/>			
Decrease	Rs.		92,155

In North Canara the Duties on Imports amounted to Rs. 5,216 and on Exports to Rs. 14,704, being an increase in the year of Rs. 5,361. In Sind the value of the sea-borne trade was Rs. 2,96,65,543 against Rs. 28,29,044 of 1860-61, or nearly 10½ per cent. increase. This is exclusive of Government stores. At Aden the trade was as follows :—

		<i>Customs.</i>		
Imports by sea,	{ Goods	37,29,327
	{ Treasure	12,38,978
				<hr/>
				49,68,305
Exports by sea,	{ Goods	21,74,273
	{ Treasure	11,16,978
				<hr/>
				32,91,251
				<hr/>
Imports by land	Rs. 82,59,556
Exports by land	16,35,756
				<hr/>
				13,20,252
				<hr/>
				29,56,008
				<hr/>
Total Rs.				1,12,15,564

This shows a decrease of Rs. 11,96,065 as compared with the former year, which can be accounted for by the falling off in the importation of coal, but as this is not an article of regular commerce at Aden it should be deducted. If this be done the *bona fide* trade of the place will exhibit an increase of Rs. 8,97,594.

FINANCIAL.—The amount of Cash Balances at the commencement and close of the year under report was as follows :—

	Balance on the 1st May 1861.	Balance on the 30th April 1862.
	Rs.	Rs.
Bombay	*2,73,81,907	2,54,99,154
Sind	26,64,412	24,95,437
Aden	2,82,871	2,36,568
Bushire	1,60,745	1,67,272
Total	*3,04,89,935	2,83,98,428
Nagpore	16,58,019	18,23,559
Indore and Ninnar	54,892	9,38,079
Baroda	52,784	3,33,006
Grand Total	*3,22,55,230	3,14,93,072

The reductions effected in the Civil Service amount to Rupees 4,80,957 per annum.

Silver Bullion to the amount of Rupees 5,15,43,035 was coined during the year.

The amount of Government Currency Notes in circulation on the 30th April 1862 was Rupees 150 lakhs with a similar amount in reserve in coin and bullion.

POLITICAL.—Kolapoor.—The present Rajah of Kolapoor succeeded to the principality on the death of his father in 1837, when but an infant, a regency being formed headed by his aunt, known as the Dewan Saheb. Under her ministry the country fell into such a state of misrule that the Government were compelled in 1843 to take the direction of affairs into their own hands. The state then gradually improved and its revenues increased. During 1857-58 the Rajah adhered to the British cause, though his half-brother Chimma Saheb sided with the rebels. As a reward for his loyalty it was determined to transfer the administration to him, though gradually and under certain conditions, one of which was that the British Government should have the right of supervision over the principal Jagheers of his state. On the 13th October, the date of the Dussera festival, the first step was taken, by issuing all public correspondence in His Highness' name.

Sawant Waree.—The Chief or Sur Dessae of this state having

* Includes Mint Certificates amounting to Rupees 77,69,385.

lost control of his feudatories in 1838 invited the Government to take the management of the estate, which they did. In the following year and again in 1844 these feudatories rebelled. In 1844 the chief's eldest son, Ana Sahab, joined the rebels, for which offence the Government deprived him of his succession. The whole state, however, having been well-disposed during the years 1857-58, the Government recognized him as heir-apparent, on payment of a suitable Nuzzerana.

Southern Maratha Country.—The Chief of Meeruj, who died in December last, had been allowed for his loyalty to adopt a son, during whose minority a Political Agent has been placed in charge of affairs.

Khandesh.—In the Burwanee District, which borders on Khandesh, the Bheels had given much trouble. As they always retreated after their raids to a fastness in the Satpura range, called the Toorun Mull, and there defied the Police, two British officers with a suitable escort were sent up to that place for two successive seasons. The Bheels, however, without any provocation, attacked a detachment of the Malwa Bheel Corps, killing and wounding a number of them. Vigorous measures of reprisal for this outrage were at once taken by the Political Agent in Minar, and the Bheels were soon reduced to such extremity that unconditional submission was extorted from them. Order was then restored and tranquillity now prevails.

The Dangs.—A wooded district at the foot of the Syhadree range known as "the Dangs," is inhabited by some ferocious tribes of Bheels who were hitherto independent. Their lawless habits, however, increased so greatly, instances of gross oppression, cruelty and rapine being common, that the Government are compelled to interfere, and to make prisoners of the more turbulent chiefs, who now await their trial.

Guzerat.—The Most Exalted Order of the Star of India was conferred on the Guicowar, who made several important reforms. Amongst these were the re-organization of the Police, the restriction of the power of district officers, and the execution of valuable public works, of which the most important was the Dubhoee Tramway. He abolished the old land revenue system in Kattywar and substituted for it a moderate rent. He also instituted a land survey and improved the harbour of Korinar. In December and January last, His Highness, accompanied by the Resident, Colonel Wallace, made a tour of his districts Unreilly and Okhamundel in Kattywar, with the happiest results. The successive insurrections of the Wagheers of Okhamundel during the past three or four years, and their inroads

into the adjoining states of Kattywar, had occasioned serious grounds of complaint against the maladministration of His Highness' districts in this quarter. To remedy these evils, His Highness agreed, in February 1861, to the supervision of affairs in his Kattywar possessions being vested in two British officers, under the general authority of the Resident. One of these officers, it was arranged, would be employed in raising a Corps of about 300 men from the Wagheer and other cognate tribes, for the defence and police of Okhamundel.

Kattywar.—The petty states of this province are so intermixed that continual quarrels arise from mutual aggression and encroachment. The Bahirwuttias or outlaws, persons who have adopted a life of brigandage in revenge for real or fancied wrongs, also occasioned much trouble. Measures were under consideration for effectually repressing these outrages.

Rewa Kanta.—The Punch Mahal Districts, which had been transferred to the management of the Governor General's Agent for Central India in 1853 under a lease of 10 years, became British by exchange with the Maharajah Scindia on May 1 1863. The possession of these districts gives us an unbroken line of frontier from the Upper Mahee to the Nerbudda.

Surat Agency.—The Rajah of Bansda having died without male heirs, his widows asked permission to adopt a son. Government, however, did not accede to this request, but placed Goolab Singjee, the nearest of kin, on the throne.

Kutch.—The fall of rain in this province during the year was half the average quantity; still numbers who had left their homes during the famine year returned. The state of crime was remarkably low. The Rao executed a number of public works, among which were a new Hospital and a Jail.

Aden.—The relations of Government with the Arab tribes in this neighbourhood were highly satisfactory. The efforts of the British authorities, to prevent the exportation of slaves from the Somali ports to the Arabian coasts outside the straits of Babel-Mandeb, were successful, yet the extension of the Turkish possessions on the African coast of the Red Sea stimulated the slave trade in that quarter to activity. Unhappily British cruisers have not the right of seizing slavers sailing under Turkish colors, so that the traffic must continue until we obtain this right from the Porte.

Muscat and Zanzibar.—The late Imaum of Muscat having succeeded his father in 1807, greatly increased in value and extent during his reign the African possessions which his father had acquired, Zanzibar which in 1834 had

an insignificant trade, possessed one in 1859 calculated at £1,664,577 sterling. The greatly enhanced value of these possessions induced him to remove the seat of Government to Zanzibar in 1840, leaving his sons or relatives as his deputies in Muscat. Previous to his death he appointed his son Khaled as successor to his African possessions, and Thowenee to those in Arabia. This act he communicated to the British Government. On the death of Khaled in 1854 a younger son, Majid, was appointed by the Imaum as his successor. On the Imaum's death each son, with the consent of the principal tribes, obtained quiet possession of his throne. Syud Thowenee being thus the elected prince of Muscat, claimed the *de jure* sovereignty of Zanzibar, and endeavoured by diplomacy to obtain recognition of his claim. But an agreement was effected by which Syud Majid was guaranteed the peaceable possession of his dominions on payment of annual sum of 40,000 crowns. A dispute having arisen as to the details of the arrangement, Syud Thowenee was about to enforce his demand by arms, but at the request of Lord Elphinstone agreed to abide by the arbitration of the Governor General of India, whose decision was 1. That His Highness Syud Majid be declared ruler of Zanzibar and the African dominions of his late Highness Syud Saeed. 2. That the ruler of Zanzibar pay annually to the ruler of Muscat a subsidy of 40,000 crowns. 3. That His Highness Syud Majid pay to his Highness Syud Thowenee the arrears of subsidy for two years, or 80,000 crowns. This annual payment was not to be considered as a personal but an hereditary arrangement, and while involving no other obligation was to be considered merely as a compensation for the much increased value of Zanzibar. These terms were cordially accepted by the rival parties. Before any arrangement was effected, the two brothers endeavoured to foment rebellion in each other's territories; Thowenee, in Zanzibar, through the El-harth tribe, and Majid, in Oman, by means of Syud Toorkee, a son of the late Imaum. In consequence of these attempts, Toorkee, who was governor of a petty dependency of Muscat, was, on several occasions deprived of his pay. When Syud Thowenee was recognized by the Government of India as sovereign of Oman, the fact was announced to Toorkee, and he was advised to tender his submission in time, but to no avail; Thowenee therefore determined to force his brother to acknowledge his authority. The British Agent endeavoured to reconcile the parties and succeeded in inducing the Sultan to meet his brother at Seeb, a coast town near Muscat. Toorkee agreed to come to this place under an

"Aman" or pledge of security, which was granted by the British Agent. On his arrival he begged the Agent to use his influence with his brother in order that he might look with leniency on his offences. The next day, on arrival of the Sultan, Toorkee would not attend the conference. The Agent then deprived him of the protection of the "Aman," upon which his brother at once made him prisoner. The conduct of the agent in this case was so highly disapproved of by the Indian Government that he was removed from his post, and steps were at once taken to procure Toorkee's release. The Agency of Muscat was raised to an equality with that of Zanzibar in consideration of the increase of British trade to that place, and of the prospect of a line of telegraph being shortly carried through the country. Major Malcolm Green, an officer whose valuable services on the frontiers of Sind had given him strong claims on the consideration of Government, was selected for the appointment in December.

Persian Gulf.—The state of the island of Bahrein in the Persian Gulf had for some time been productive of much maritime irregularity, in consequence of the efforts made by the representative of a former reigning tribe to resume the chieftainship. These attempts had been seconded throughout by the Wahabee ruler of Kejd, but strongly discountenanced by the British Government, who were compelled in 1860 to expel this pretender from his asylum, the port of Demaun. The ruling chief, Mahomed bin Kaleefa, had repeatedly oppressed British subjects, and ravaged the country of tribes under British protection, and placed himself first under the protection of Persia and then under that of Turkey; the British Government, however, declared that Bahrein should be considered independent. Notwithstanding many warnings, Mahomed, contrary to treaty, blockaded the Wahabee ports. The Persian Gulf Squadron, therefore, made a demonstration before Bahrein, and captured two of Mahomed's best war-vessels without firing a shot. This produced such an effect on the chief's mind that he pleaded for pardon, and withdrew the blockading ships. For future security a provisional treaty was concluded with him, which furthered the interests of trade and afforded security to all persons navigating or residing on the coasts of that sea.

Sind.—The conduct of the Khan of Khelat continued most satisfactory. He endeavoured to be of service during the survey of the proposed line of Electric Telegraph along the Mekran coast. The caravan route to Shikarpoor was well protected

during the year. The survey of the boundary line between Sind and Khelat was completed by Captain Macanley of the Sind horse. The definition of the Southern boundary of Meer Ali Morad's territory was completed. Mahomed Khawajee, Envoy from the Ruler of Kokan, with his son, and three attendants, arrived in Kurrachee in November, *en route* to Constantinople.

PUBLIC WORKS.—The Budget as submitted stood thus :—
 Part I.—Original works, the estimates for which required either the approval of the Government of India or the Secretary of State; amount Rs. 5,30,000. Part II., Section A.—New original works, the estimates for which were sanctioned by the Local Government; amount Rs. 4,39,859. Part II., Section B.—Projects previously sanctioned by all authorities and which were in course of execution; amount Rs. 16,13,679. Part III.—Original works on general or approximate estimates; amount Rs. 2,40,000. Part IV.—Repairs on approximate estimate; amount Rs. 15,52,388. Part V.—Estimated charges for Establishments and Contingencies; amount Rs. 11,67,088. Part VI.—General abstract of the five preceding parts; amount Rs. 55,43,014.

Government ordered a reduction on Military works and repairs to the amount of Rs. 10,89,994. The Family Quarters at Kirkee and buildings connected with the Khundalla Barracks, being urgently required, were subsequently sanctioned. A reduction of Rs. 24,368 was ordered in Civil Expenditure. The Budget thus reduced amounted to Rs. 44,28,563. The Government of India then allotted the following additional sums to Public Improvements :—

Additional amount for the Agra road	...	Rs.	70,000
Ditto ditto Mittow Canal	..		60,000
Roads in Dharwar or elsewhere as the Government of Bombay might select	1,50,000

Total, Rs. 2,80,000

The Reserve Fund was raised from Rs. 2,40,000 to Rs. 2,91,348. The total Budget allotment, including Sind, amounted to fifty lakhs. The Government of Bombay, having complained of the insufficient means granted for Public Works during 1861-62 and previously, the Government of India granted an additional sum of two and a half lakhs; a further grant of three and a quarter lakhs was afterward made for the purpose of increasing export facilities, with especial reference, however, to the export of cotton. The entire Imperial assignment for Public Works during 1861-62 was Rs. 55,25,000. The cost of Establishment during the year, excluding "direction," was equivalent to 22·4 per cent. on the expenditure.

Great Indian Peninsula Railway.—87 additional miles were opened for traffic during the year, making in all 438 miles of open line. 32,748 tons of cotton were brought by this line to Bombay for shipment, and a much larger quantity remained behind on account of the limited means of transport. The total expenditure on the line up to April 15th was £8,274,368 sterling. The gross receipts per mile open during 1861 were Rs. 7,333. The working expenses were very high, being 78·11 per cent. during the last six months of the year. The dividend on the capital expended on the portion open during the first six months was £2-2-8 per cent. per annum, and for the last six months £1-5-6 per cent. per annum. The total number of passengers by this line during the year was 2,399,673, of which the relative proportion was as follows :—

1st class	88 per cent.
2nd class	6·73 per cent.
3rd and 4th amalgamated	92·39 per cent.

211,189 tons of merchandize and 50,690 tons of Railway plant were conveyed during the period. The gross earnings during the year were Rs. 26,78,872.

Bombay, Baroda and Central India Railway.—The Nerbulda viaduct was opened on June 22, 1861. From Bhulsar to Dhoolia 132½ miles were open on the 30th April 1862. Across the Mahim creek a causeway of stone 3,500 feet long, in which are two large iron bridges, was nearly finished. The total receipts during the year were Rs. 4,67,018-13-3.

Sind Railway.—The probable total cost of this line including station buildings, branches and Steam Ferry at Kotree is estimated at less than £14,000 per mile. The gross traffic earnings steadily increased, averaging about Rs. 10,000 per week—four times the amount of goods were carried this year as compared with the former: 2,000 tons of cotton were brought down by this line within the last six months. The average number of passengers per week was about 200.

Indus Steam Flotilla Company.—The Company had at work one passenger steamer, the "Stanley," and twenty-one barges. The steamers of this Company proved perfect failures being totally unsuited for their work. The "Stanley" did not pay her expenses. Orders were sent home for the construction of boats on a more suitable model.

MILITARY.—In order to improve the quality of the gunpowder manufactured in the Presidency, the head powder-maker was sent to England to acquire a knowledge of the method of manufacture there. New machinery for the purpose was to be introduced. The European Force under this Pre-

sidency was reduced by sending to England three Batteries, viz., the 5th, 6th, and 7th of the 13th Brigade Royal Artillery. The strength of the Bombay Army of all ranks, excepting European Commissioned Officers and excluding Troops in China, was :—

		On 1st May 1861.		On 1st May 1862.	
Artillery	...	{ European ...	2,560	1,749	
	...	{ Native ...	1,604	1,544	
			4,164	3,293	
Cavalry	...	{ European ...	1,349	1,252	
	...	{ Native ...	4,672	4,600	
			6,021	5,852	
Sappers	...	{ European ...	50	88	
	...	{ Native ...	566	580	
			616	668	
Infantry	...	{ European ...	8,773	8,820	
	...	{ Native ..	25,349	21,631	
			34,122	30,451	
			44,923	40,244	

EDUCATION.—The University was at last in full working order. At a convocation it conferred for the first time 4 degrees of Bachelor of Arts, and 4 of Licentiate of Medicine. The University affiliated the Free General Assembly's Institution. At the Matriculation Examination, held in March 1862, there passed 30 candidates; 104 failed. There were 69 students in the Elphinstone College. Sir A. Grant succeeded Mr. Harkness as Principal. There were 60 students in the Poona College and 88 in the Grant Medical College. The statistics of the numbers under English Education as compared with the previous year are as follows :—

	1860-61.		1861-62.	
	Schools.	Scholars.	Schools.	Scholars.
Central Division ...	9	1,737	9	1,854
Northern Do. ...	7	984	7	1,088
Southern Do. ...	5	434	5	478
Sind Do. ...	5	307	5	293
Total ...	26	3,462	26	3,713

The following table shows the general progress of Vernacular Education in this Presidency :—

	1860-61.		1861-62.	
	Schools.	Scholars.	Schools.	Scholars.
Central Division ...	239	11,087	247	12,702
Northern Do. ...	139	8,514	144	10,481
Southern Do. ...	197	11,080	198	12,691
Sind Do. ...	56	1,841	57	2,192
Total ...	631	32,522	646	38,066

The above results show an increase of English and Vernacular Schools and Scholars taken together as follows :—

Increase of Schools { English
 { Vernacular 15. 15.

Ditto of Scholars { English 251
 { Vernacular 5,544. 5,795

The number of volumes printed for the Department, and of those purchased either in India or in England during the past year, with their cost, was :—

	Volumes.	Cost.	
		Rs.	A. P.
Books of various kinds printed ...	2,51,650	64,963	3 5
Do. purchased in India ...	58,198	19,832	... 3
Do. do. in England ...	21,085	14,282	13 11
Total ...	3,30,933	99,077	1 7

In Sind a private fund was raised to support Sindee pupils desirous of matriculating in the Bombay University ; an English school was founded and maintained by the inhabitants of Sukkur.

Medical Department.—Nothing occurred during the year in this department calling for special remark :—

	Hospitals.	Dispensaries.	Total.
Presidency Division ...	9,240	34,081	43,321
Poona " ...	4,226	24,942	29,168
Northern " ...	5,867	34,058	39,925
Southern " ...	3,642	14,809	18,451
Sind " ...	7,695	24,271	31,966
Aden " ...	1,042	1,024
Total ...	31,694	1,32,161	1,63,855

This shows a decrease of 2,720 in Hospital cases, and an increase of 12,002 in Dispensary patients. There is an increase in the total number treated of 9,282. About 2,50,176 persons were vaccinated during the year. Of these 54 per cent. were males; as to caste, about 71 per cent. were Hindoos and 24 per cent. Mussulmans, and 5 per cent. Christians and other castes. About 33 per cent. were under one year of age.

Conservancy.—The Municipal Act was in force in 39 towns in Sind, where its working gave satisfaction. The extension of the Vehar Water for house service in Bombay city was very considerable. The water rates due for the year amount to Rs. 29,855-6-8. This water was also freely used for flushing open gutters with the best sanitary results. The annual repairs to roads cost Rs. 1,09,795.

Survey.—The Revenue Survey operations progressed satisfactorily. In the Shikarpoor Collectorate the operations were carried on simultaneously on both banks of the Indus, in the Roree and Mehar Deputy Collectirates. Boundary Surveys were completed in 162 villages, and Boundary Pillars erected in 237 villages. The field survey of 65 villages was also completed, and an extensive tract of waste land in the

Larkhana District, measuring 1,22,850 beegahs, was surveyed and plotted, in view to being brought under cultivation.

Forests.—The receipts were Rs. 4,02,325, and the disbursements Rs. 1,53,471. The expenses of the Timber Agencies and Depôts having been found to exceed their receipts, a Committee was appointed to report upon the question of the supply of timber to the Public Departments, and the Agencies and Depôts were abolished. The revenues of the Sind Forests show, after deducting all expenses on account of Establishment, a net surplus of Rs. 61,243-12-11, being Rs. 1,836-2-1 in excess of the profit shown during the preceding year.

Colony.—About 100 families of discharged or pensioned Sepoys were located in part of the thinly peopled district of Khandesh in the vicinity of the Railway Station at Challisgaum. The Colony is reported to be thriving and gives promise of success.

Agriculture.—Rewards were offered by Government during the year for improvements in cotton growing. The returns shew a decrease in its cultivation of 4,915 beegahs as compared with 1860-61. The gross extent of land cultivated with this staple during the year, was 85,576 beegahs. The cultivation of indigo in Upper Sind is likely to prove successful.

Emigration.—Six vessels were despatched to the Mauritius conveying 1,954 emigrants, being an increase of 1,094 over the previous year.

REPORT ON THE COTTON-GIN FACTORY IN THE DHARWAR COLLECTORATE

For the Half Year ending May 31, 1862.

Bombay Records, No. LXVII., New Series.

THE Report is submitted by Surgeon Major Forbes, Superintendent of the Factory. The first efforts to introduce the cultivation of American cotton in these districts were made by the late Dr. Lush in 1829, and abandoned seven years later. These experiments had but partial success, the principal cause of failure being the injury which the staple underwent in cleaning by the gin used, which was Whitney's American saw-gin. In 1840 the Court of Directors procured American cotton seed, for the purpose of renewing these experiments, and secured the services of experienced American planters as superintend-

dents. One of these gentlemen, Mr. Mercer, stated in his report on the first crop that "under certain conditions the plant would grow and thrive in these districts; and, secondly, that its produce was superior to that of the indigenous cotton." From this date up to the season of 1847-48 the cultivation increased rapidly, having risen in that season to 20,502 acres. This result however had only been attained by the pressure exerted by the native Government officials on the ryots, who, immediately on this pressure being withdrawn, ceased its culture which they stated entailed a loss to them. In 1848-49 a new era commenced which may be called that of free-cultivation, the ryots being left to themselves. From that date the increase was steady up to the past season, in which it amounted to 214,310 acres. In the Belgaum collectorate a separate effort was made to introduce American cotton, but, being also forced on the ryots, was a failure.

On the first introduction of American seed, an opinion was prevalent both among Europeans and natives that "a degree of delicacy and capriciousness was inherent in the plant, which must preclude its ever coming into general use;" but by the selection of good seed, aided no doubt by the influence of acclimatization, as healthy and as sound cotton is now raised as in any part of America. Fears were also entertained that through the process of hybridizing American cotton would degenerate into the native variety, but experience has proved that these apprehensions were without foundation. The chief, if not the only, obstacle to the growth of American cotton, is want of cleaning machinery or else machinery of so defective a nature that the staple is cut and injured and the out-turn seriously diminished. It should be borne in mind, that in cotton cultivation, wherever the American plant will thrive (without reference to its increased market value) the crop is always one-fourth heavier than that of native seed, and the ryot's profit is increased without any extra cost or labour.

One result of the present largely enhanced value of cotton is the largely-increased demand for cleaning-machinery, the number of applicants on the register for gins (which Government manufacture) and who have deposited the usual advances, which amounted to Rs. 1,38,000. The cause of this is that the money is now reaching the pockets of the ryots, and that they can afford to purchase gins for themselves, instead of depending, as heretofore, upon the dealers, to whom a large portion of them were obliged to sell their cotton uncleaned, the bargain generally depending upon the proportion of wool to seed—a point which

rested upon the dealer's word, and which the ryot well knew was rarely decided otherwise than to his disadvantage. A second advantage of a full supply of machinery will be extension of the cultivation of American cotton, it may be hoped ultimately to the entire expulsion of the native variety for export from the Dharwar district. A third advantage, which would accrue from the ryot being in possession of ample means of cleaning his own crop, would be that less of it would pass for that purpose into the hands of the sowcars and dealers, and the admixture and adulteration which is now so prevalent would to a certain extent be remedied. This adulteration is carried on openly and to a large extent. An equal proportion of American and native cotton is generally mixed previous to passing through the gin; the consequence is, that being sold in the home market as pure Dharwar-grown American cotton, an incalculable injury is inflicted on the character of the produce. Pure Dharwar-grown American cotton has been decided beyond doubt to be quite equal to the quality known as "Middling Orleans," which is the description most in demand: it also possesses the advantage of requiring no alteration or adaptation of the spinning mills for its use, and consequently will always meet with ready sale. For the last 25 years the Government of India has been anxious to obtain some machine which would clean the native cotton more expeditiously than the slow and clumsy churka; for this purpose large money prizes were offered at Calcutta for any invention which would accomplish this end; but although many machines were brought forward, they all proved failures, and the churka yet remains. Surgeon-Major Forbes having directed his attention to this subject has succeeded in producing a machine which, with the estimated labour of one man, gives an out-turn of 100 lbs. of cotton-wool per day. At the very *highest* estimate the quantity of cotton cleaned by the best worked native churka does not exceed 20 lbs. per man per day of 12 hours. The economy in its use being so great, this machine, when it becomes generally known, will be much appreciated for the cleaning of native cotton.

That portion of the province of Berar which is now being penetrated by the railway yields about 140,000 bales per annum, and manual labour being difficult to procure, the produce, when picked, is piled up in a heap, where it lies sometimes for months until labor is procurable. Dust-storms set in; and the snow-white heap soon becomes covered with fine sand and earth, until it is impossible to distinguish what it may be composed of: showers generally follow those storms, and mud and cotton

are amalgamated. Now to such districts a simple, rapid, and efficacious cleaning-machine would be an incalculable boon. The available manual labour is sufficient to produce large crops, but utterly inadequate to cleaning them, a simple machine therefore for that purpose is urgently required. Consumers at home are as yet ignorant of the extent to which India could supply their wants, and Indian cotton is in disfavor among them in consequence of its adulteration or bad condition. When American cotton was procurable in sufficient quantity, Indian cotton was scarcely looked at, and the present crisis will only tend to utterly ruin its name and character, as the present high prices have led to adulteration by the native dealers to an extent which completely eclipses anything previously practised. Spinners at home who have been in the habit of using native cotton, state that there is cotton in India which would suit their purpose perfectly, but that they cannot depend upon uniformity of quality even in a single bale. This is the secret of the bad repute of Indian cotton; and the only remedy is the establishment of an European agency in the interior, which could compete with the native dealers, who at present entirely monopolize the trade. By such an agency a twofold object would be attained—the ryot would be induced to improve the quality of his crop, knowing that he would reap the reward of so doing; and the cotton would be protected from adulteration until finally pressed and shipped. The result would be highly beneficial, both in increasing the supply of cotton by giving the ryot a fair price, and in raising the reputation of Indian cotton, which has now fallen very low indeed. Such establishments should be the work of private enterprise, and until such be started Government aid will be given in vain.

During the six years ending 6th June 1862, the receipts realized by the Cotton Gin Factory have fallen short of the expenditure by a sum of 1,280 Rupees, making 213 Rupees per annum, or 17½ Rupees per month, the sum which for that period has been the sole cost to Government of the Dharwar cotton establishments, and even this deficiency is due to partial suspension of gin making, pending the receipt of iron materials from home. A return shews that the number of acres cultivated with New Orleans' Cotton has risen from 3,238 in 1848-49 to 171,946 in 1861-62. In the Resolution on this Report it is said—"The Committee, of which Dr. Forbes is a member, appointed to enquire into the best means for preventing the adulteration of cotton will, the Governor in Council trusts, be able to recommend measures which will put a stop to the system of adulteration."

ing cotton described by Dr. Forbes, and so loudly complained of by all concerned in the trade."

REPORT ON THE ROAD TO MAHABLESHWUR AND MUNDUR DEW.

Bombay Records, No. LXV., New Series.

THIS Report is submitted by Lieutenant Colonel R. Phayre. The importance of possessing sanitary tracts of country and efficient means of communication with them, is a subject which has largely occupied the attention of Government. Among the most important of such districts are those of Malcolm Peth and Paunchgunny ; their utility, however, was almost altogether neutralized by their inaccessibility, until Lieutenant Colonel R. Phayre, impressed with the importance of the subject, undertook, on his own responsibility as to outlay, a trial survey of the tract generally, with a view to the determination and formation of a feasible route among the hills to the most eligible sites for sanitarium. Having obtained the requisite permission from the Governor, and from the Bhorc Chief through whose territories the line would pass, he commenced the survey. On explaining that he intended uniting the Koorul Khind line with Bhorc by a bridle-path, practicable for horses and palkees, the Punt Suchen made a grant of Rs. 1,500 in aid of the undertaking, which he afterwards qualified by stipulating that, if the road were not twelve feet wide and practicable for carts, the money should be returned. The trial path was carried at a width of six feet across the best obtainable levels ; having pushed forward this road from Poonna to Katis Point, he arrived at a splendid plateau called Mundur Dew, which possessed every necessary qualification of soil, water and climate. This table-land is now in process of survey. Its water is excellent and *abundant* even in May. Valuable as this and other similar stations are in a sanitary point of view, it is to be regretted that their agricultural capabilities are too limited to afford occupation to enterprising European settlers, whom the richness of the soil and the salubrity of the climate would be certain to attract. Still, however, there appear to be eligible sites for the settlement of European agriculturists in the neighbourhood of Kass and Galden.

The total amount expended by Colonel Phayre upon the whole survey and trial paths was Rs. 4,647-9-4. The thanks of the Government were conveyed to Colonel Phayre for this addition

to the knowledge of the sanitary sites in the Deccan and the best means of access to them, and the expenditure he had incurred was repaid. The Government were also of opinion that the cost of completing Colonel Phayre's tracks should be estimated, with a view to securing the best and easiest line to Mahableshwar and Mundur Dew, and ordered that his maps should be printed and made available to the public.

A PROJECT FOR RECLAIMING LAND BETWEEN BOMBAY AND FROMBAY.

Bombay Records, No. LXVIII., New Series.

THE very considerable quantity of silt deposited along the Mazagon shore and which annually increases having forcibly drawn the attention of Lieutenant W. M. Ducat, R. E., when engaged on the survey and preparation of the reclamation scheme now being executed by the Elphinstone Company, suggested to him the possibility of taking advantage of the circumstance to effect a large reclamation of land at present useless, through its agency. This he proposes to do "by constructing a seawall of cut stone to act as a bunder fence" behind which this silt would accumulate and form a plain. He calculates that such a reclamation would give about 17½ millions of square yards for building purposes and roads and 3¼ miles of wharfage. The low marsh lands so injurious to the general health of Bombay would all be filled up and the sanitary standard considerably raised. The entire cost of this extensive work would be as follows:—

	Lakhs.
Sea-wall and filling	45
Compensation to owners	15
Main-drain archwork	16
Main roads	3

Lakhs 79

He calculates the value of the sea frontage at Rs. 20 per yard, that of the first building row at Rs. 10 per yard, and all land to the rear at 4 annas per yard; at which valuation he calculates the following return:—

	Lakhs.
Sea-frontage	65
1st Class building-plots	100
2nd Do. do.	150
3rd Do. do.	25

Lakhs 340

He considers also that the depth of water in the harbour would be materially increased, if this scheme were carried out, and the tendency to silt up materially diminished. He recommends the formation of a committee of engineers in Bombay, in order to obtain their opinion, or that the question be referred home to a first class consulting engineer, and that, should such report be favourable, the project be at once taken in hand by Government or a private company.

Lieutenant Colonel De Lisle, having been requested to give his opinion on this subject, disapproved of the project, and his reasons for so doing appeared so conclusive to Government that they have declined to agitate the question further.

THE PRISONS OF THE BOMBAY PRESIDENCY.

1861.

DR. C. G. Wiehe, the Inspector General, submits this Report. The total average Criminal population distributed over the Jails of this Presidency, exclusive of those of Sind, the Political Agencies, Independent States, Jagheerdars, &c., during 1861, amounted to 3,286, against 3,425 in the preceding year, shewing a decrease of 149 prisoners, but those undergoing sentence in District prisons are not included in this number. There was an increase of Juvenile committals to the number of 68 as compared with 1860. The numbers stand thus :—

1860	81
1861	149

A decrease took place in re-committals which were 232 against 246 in 1860, being a decrease of 14. This still leaves an increase of 54 under the two heads; deducting this number from the total decrease for the year, we find 95 as the real decrease during 1861. The Poona and Ahmedabad jails exhibit the maximum of Juvenile committals, as also of recommittals; while Dhoolia and Sholapoor are distinguished by the absence of either. Cholera prevailed epidemically in Dharwar jail, out of 116 cases which occurred there 60 proved fatal. The following table shews the number of admissions and deaths in the jails of the presidency :—

	Admitted.	Died.
Fevers ...		
Eruptive fevers ...	1,240	13
Diseases of the Lungs ...	13	0
Diseases of the Liver ...	114	8
Diseases of Stomach and Bowels ...	16	2
Epidemic Cholera ...	1,036	77
Diseases of the Brain ...	117	60
Dropsies ...	62	1
Rheumatic Affections ...	4	2
Veneral Affections ...	143	3
Abscesses and Ulcers ...	78	1
Wounds and Injuries ...	609	5
Diseases of the Eye ...	248	3
Diseases of the Skin ...	65	2
Unclassified Diseases ...	175	1
	609	26
Total admissions ...	4,529	204
Total deaths ...	204	
Cured ...	4,325	

The total average daily strength of prisoners was 3,634. The ratio of death to strength is 5·6, and, if we exclude cholera 3·9.

The Surat jail exhibits the highest rate of mortality, exclusive of cholera, throughout the year, being an average of 14·0. The total cost of guarding jails during 1861 was Rs. 98,278-15-1 against 1,28,769 for 1860, showing a saving of Rs. 30,490-0-11 per annum. Still further reductions have since taken place and others are in contemplation. Jail establishments were also much reduced in cost, the average cost of prisoners per head per annum being at the commencement of 1860 Rs. 17-10-1 and at the close of the same year Rs. 11-6-10. The total cost during the period under report amounted to Rupees 34,833-3-5, being a reduction of Rupees 25,977-2-7 since the beginning of 1860, and of Rupees 4,426-2-7 during the past year. This was chiefly effected by the discharge of superfluous Peons and the

substitution of convict labor for that of hired blacksmiths, barbers, methers, &c. A revised scale of salary will shortly be submitted for jailers, which shall include all subordinate servants. Although the price of provisions has much increased during the last five years, yet by strict economy there was a slight decrease in the general average per head for this item.

Average for provisioning 1860	...	Rs. 23 9 9
Ditto ditto 1861	...	22 8 10
Decrease per head		<u>1 5 11</u>

A uniform standard of diet for all the different Jails is about to be established. The contingent charges show a slight decrease; the amount of charges for clothing and petty repairs were also lessened. Three Jails were abolished during the year, viz., at Broach, Mahableschwur, and the Town Jail of Tanna.

THE SETTLEMENT OF JAGHEER HOLDINGS IN THE PROVINCE OF SIND.

Bombay Records, No. LXVI., New Series.

Sir Charles Napier's Action—After the battle of Meance, Sir Charles Napier, Governor of Sind, issued a proclamation that all persons making submission by 24th May 1844 should have their free lands returned to them. A list was taken of those making submission, and they were each provided with a "Salaam Sunnud," signed by Sir Charles, to this purport—that "A. B., having come in and made submission, is to receive back all Jagheers held by him in undisputed possession on the 17th February 1843" (the date of the battle of Meanee). This "salaam sunnud" each man took to the Collector, who then issued an order to the Karder of the purgunnah where his lands lay to give them up to him. The Ameers' last sunnud granting the land actually in the man's possession at the time of the battle, was then given to the Collector by the Jagheerdar, who forwarded it to the Governor for his seal, having first examined into its genuineness. On being sealed, it was returned to the grantee. The number of salaam sunnuds thus given to individuals from all three Collectorates of Sind was 1,993. Of the persons receiving those sunnuds, 1,099 came forward to claim their land in

the Hyderabad Collectorate, presenting 862 sunnuds of the Ameers for investigation; the difference between the two numbers is explained by the fact that some were joint-holders under a single sunnud, and others held several sunnuds for different grants. Of these sunnuds 718 were confirmed by the affixing of the Governor's seal. The deaths of incumbents and other causes soon brought several cases under re-consideration, and various orders were issued by Sir C. Napier laying down general rules for guidance in settling Jagheer claims. In March 1846, Captain Stack was directed by Captain Rathbone, the Collector of Hyderabad, to revise the Jagheer lists. Between that date and September 1847, when Sir C. Napier left Sind, Captain Stack went over 185 cases of Jagheer grants, under which 2,828,624 beegahs of land were alienated. In the settlement of these cases 2,081,700 beegahs were re-granted or continued to 469 individuals generally on new sunnuds, sealed and signed by Sir C. Napier, which showed exactly the quantity of land held by each individual sharer. 746,924 beegahs were, during this investigation, recovered on account of Government. Rolls of all the Jagheers were, during this period, made in Persian and English; the quantity of land held by each party was ascertained or estimated; and a system of report in cases of casualty brought into use. No attempt was, however, as yet made to value the alienated land. Between September 1847 and September 1849 he went over 68 cases, in which 77,237 beegahs of land were continued to 315 individuals, and 63,330 recovered on account of the state. The settlement come to in each case was reported to the Commissioner, Mr. Pringle, as it had been before to Sir C. Napier, and new sunnuds forwarded for seal. The parties remained in provisional possession of their lands.

Inquiry ordered by the Bombay Government.—In his minute of 24th April 1848, Sir George Clerk observed "that under the term Jagheer, as used by the Sind authorities, are included grants which in other countries have each a name peculiar to, and denoting the object for, which it has been made, and thus in Sind we find that the chief who was required to muster his thousands of armed retainers, the civil officer who was paid in land for the performance of public duties, the pensioned devotee, the menial who enjoyed the land for domestic services, the courtier who, in the freak of the moment, got a grant, all enrolled under the name of Jagheerdar." Sir George shewed the necessity of minute inquiry before Government could be prepared to lay down definite rules whereby justice could be done to all interests concerned. "The total amount of land given up in Jagheer will,

if correctly estimated, be found so startling, as to render it most important that we should ascertain the circumstances under which those alienations have been recognised by our Government." Mr. Pringle, the Commissioner, was accordingly instructed to make the enquiry on 11th October 1848, but not till the late Captain Stack's return from furlough to Europe in 1852 was the subject taken up as a distinct branch of inquiry. He submitted his report on 19th May 1853. On his death in the same year Captain Goldsmid, 37th M. N. I., succeeded. Agreeing with Mr. Frere, instead of inquiring into the nature and extent of each Jagheerdar's claims, the inquiry was to be into the nature and extent of all Jagheer claims within a given locality. Moreover the absence of a survey and registration of lands had led to gross injustice. After completing one district in the Hyderabad Collectorate Captain Goldsmid was succeeded by Captain Pelly, who completed the inquiry as far as the Kurrachee and Hyderabad districts are concerned. He tested by the original grants, and by possession, all claims under grants from the Hyderabad or Meerpoor Ameer's, embracing the whole of the old Hyderabad and Kurrachee Collectorates, and the Mehur and Larkhana Deputy Collectorates in the Shikarpoor Collectorate. The claims now enjoyed in those districts amount to the enormous aggregate of 3,562,355-16 beegahs.

Four Classes of Grants.—These grants were arranged, according to their date, into four classes, somewhat on the system followed in the Deccan. The periods which regulate the class were selected on the ground of some material change in the dynasty, or the system of granting them. The first class embraces all grants anterior to the Talpoors, or which, from any other cause, have a claim to be considered permanent. The second class embraces all grants between the accession of the Talpoors and 1821. The third class embraces all grants up to the death of the last of the original Talpoor conquerors, and, in some districts, up to the abdication of Meer Roostum. The last class comprises all grants in the unsettled period up to the battle of Meanee, and in the districts resumed from Meer Ali Moorad up to the date of that resumption. On 27th November 1857 Government sanctioned Mr. Frere's rules for the 3rd and 4th class holdings—that all Jagheers granted after the demise of Meer Gholam Ali, and previous to the death of Meer Moorad Ali, *i. e.* between A. H. 1227 A. D. 1811, and A. H. 1249 A. D. 1833, be considered third class grants, re-grantable for one generation after the death of the incumbent at the time of the battle of Meanee, without resumption of waste lands, but subject to a one-fourth assessment. Grants of Jagheers granted after the death of Meer

Moorad Ali, up to the conquest, to form class four, resumable on demise of the incumbent who was in possession at the date of the battle of Meanee. The large majority of grants come under these two classes.

Claims of the Four Great Talpoor Families in Sind.—Soon after Sind became a British possession, the Governor promised the members of the four great Talpoor families that, in the settlement of their Jagheers, he would allow them certain privileges which were not contemplated for other Jagheerdars. The pledge was given to the four Talpoor families of Shawanee, Shahdadanee, Khananee, and Manackanee; that all lands held for pay or for civil service were to be excluded; and that the boon amounted to a re-grant of their holdings, deducting the uncultivated lands, but not exacting the payment of a fourth of the produce, to which all other Jagheerdars were liable upon succession. The ordinary rule for the re-grant of Jagheers in Sind is to resume the waste lands and re-grant the Jagheer to the heir, subject to payment of one-fourth of the nett proceeds. From a list showing the names of all, in Mr. Ellis' opinion, entitled to the benefits of Sir Charles Napier's promise, it appears that beegahs 308,716 have already lapsed, and that beegahs 40,809 will lapse on the death of the present incumbents, as being grants in lieu of pay or for civil service, and therefore expressly excluded by the terms of the proclamation from re-grant in permanence. Mr. Ellis shews that the result of the settlement he proposes will be, that nearly nine lakhs and three-quarters of beegahs will be re-granted hereditarily to the lineal male heirs of certain Jagheerdars, and will be enjoyed free of any tax, save for education and road funds, or other local taxes to which Jagheerdars may become liable in common with all others. This amount at first sight appears large, but it must be borne in mind that the amount confirmed at the conquest to these families was just double the extent, being upwards of nineteen lakhs of beegahs. Of this amount, three lakhs have already lapsed since 1843 by failure of direct heirs or other causes, and nearly half a lakh will not be grantable at all, having been originally assigned as pay for specific purposes. The amount of land now in possession of these Jagheerdars is fifteen lakhs and eighty-six thousand beegahs, but the whole annual revenue derived from these holdings is estimated to be within one lakh and sixty thousand rupees. The following shows at one glance all alienations in favour of the families connected with the late reigning princes of Upper and Lower Sind—

Cash pensions to the ex-Ameers, their families, and other Talpoors	Rs. 3,71,956
Lands held in Jagheer by the four families, in- cluding the five supplementary names	„ 1,59,450
Total	Rs. 5,31,406

The Government of India approved of a liberal settlement, adopted Mr. Ellis' list of Jagheerdars, declaring that exclusive of grants for pay and specific services no longer required, the Jagheers of the Talpoors should, on the death of the present incumbents, be continued to legitimate lineal male descendants free of all Government taxation, one-third of the land being, however, resumed as uncultivated.

Claims of Syuds of Tatta.—To them Government, on 29th June 1855, authorised the grant of a certain number of beegahs of land at a cash assessment of one-half the usual rate, the total amount of the grant not to exceed the remission of Rupees 6,000 of annual revenue, and to be reduced as lapses occurred by the failure of heirs. One consideration was that the proposed remission of revenue would encourage the Syuds in agriculture. In carrying out these orders the Collector found some difficulty, for not above one-sixth of the whole body of Syuds were available for agricultural pursuits; many were so indigent as to be unable to lay out the capital required in Sind for cutting watercourses and other preliminaries, while many were physically unfit. A tract of land, however, was assigned, the half revenues of which on an average of previous years amounted to Rupees 6,000. The first season the produce was somewhat less than the average; the next year it was considerably in excess; and then questions arose regarding the expense of canal clearances, which were settled by an order from the Commissioner in Sind to pay Rupees 6,000 from the annual produce of the assigned tract, and credit the rest to Government. This was not quite in accordance with the terms of the grant, and it was agreed to make a money payment to the whole body of the Syuds, in perpetuity, leaving them to make their own arrangements for its disposal. To prevent, however, the existence of a numerous body of persons enjoying petty grants of money from the State, the local authorities were authorised to disburse, in satisfaction of all claims, the full present value of an annuity of six thousand rupees, calculating interest at 5½ per cent. The amount to be disbursed would exceed a lakh of rupees, and therefore it was not to be expected that the Syuds would accept less than that sum.

Claims of Sirdars, First Class Jagheerdars, Puttadars, and Khyratdars; also regarding Garden Grants.—The settlement of these claims is fully approved of in a despatch dated 15th September 1859 from Sir Charles Wood. The despatch notices that the lands held by persons belonging to families unconnected with the late rulers of the country have been generally divided into four classes, viz. :—*First*.—Alienations granted before the accession of the Talpoor family, 1783. *Secondly*.—Alienations granted in the earlier years of the Talpoor rule, or from 1783 to 1810. *Thirdly*.—Alienations granted from 1810 to the death of Meer Moorad Ali in 1833; and *Fourthly*.—Alienations granted between 1833 and the date of the battle of Mceance in 1843. Under the first head there are three distinct classes of claims, viz. :—*1st*.—Jagheers. *2nd*.—Puttadaree tenures. *3rd*.—Charitable and religious grants. The first class (Jagheers) are held for the most part by Belooch chiefs of influence and importance, which are to be continued in perpetuity to lineal male descendants. They embrace an area of 475,123 beegahs, but the revenue involved amounts only to Rupees 39,145. The second class, or Puttadaree tenures, are usually held by the descendants of Affghan settlers, and are traceable to the time when Upper Sind was governed by rulers of that race. These lands are not held exempt from the payment of revenue, the amount payable being defined either in the original sunnuds, or in the confirmation granted by the chiefs of the Talpoor dynasty. These grants are to be continued on the existing terms to the present holders and their descendants in lineal succession. The amount of revenue involved is about Rupees 8,400. The religious and charitable allowances embrace 64,945 beegahs of land, the annual rent of which would be Rupees 12,156. All these it is proposed to confirm, on the general principle of admitting as a valid title enjoyment for a term of 60 years, or, in the case of a permanent institution, of 40 years. The second class of Jagheers, consisting of those which were granted in the reigns of the earlier Talpoor Meers, are stated to be held by the oldest and most influential families of the Belooch soldiery, by whose exertions that dynasty obtained possession of Sind. All cases were dealt with on their individual merits, the actual possession of each Jagheerdar being taken as the basis of settlement, and regard being had to the antiquity of his holding and his social position and influence in his tribe. The result of the inquiry has been the recognition as hereditary of 74 holdings of this class, containing an area of 106,875 beegahs, and involving a revenue estimated at Rupees 32,335. In consideration of the shortness of

the period for which the Jagheers placed in the third and fourth classes have been enjoyed, all holdings of the third class (those granted between 1810 and 1833) are to be re-granted subject to the payment of one-fourth assessment for one succession after the death of the person who was in possession at the time of the conquest, and the fourth class (those granted subsequently to 1833) shall lapse on the death of the person in possession at that date.

The Secretary of State gives much praise to Mr. Ellis and Major Goldsmid for the great care and discrimination with which they conducted the inquiries. He directs that, as in the case of the Chandia Chief on the Khelat frontier, all the permanent alienations should be held subject to the payment of a moderate Nuzzerana on each succession. Sir Charles Wood observes that the Government of India have directed that succession to all these hereditary grants must be carefully confined to lineal heirs male, 'and it must be made clear that adopted sons will not inherit them.' As all the Jagheerdars appear to be Mahomedans, the object of this latter condition is not apparent. Gardens held under sunnuds dated ten years prior to the battle of Meance are to continue to be held rent-free, while all those held without sunnuds, or under sunnuds of later date, are to pay one-quarter assessment. As these gardens are considered as private property, and may consequently, be sold at the option of the holder, a moderate Nuzzerana should be imposed on every succession or transfer. Sir Charles Wood's despatch was referred to Mr. Inverarity, Commissioner of Sind, and the Bombay Government concurred with him that, considering the mode of settlement adopted for Sind Jagheers, the levy of a Nuzzerana on each succession should not be insisted on for the revenue which it would yield, nor in acknowledgment of the rights of the state, inasmuch as provision would be made for the continuance of the alienation during loyalty and good behaviour. As to prospective resurreptions the Bombay Government ruled that when, by the death of the present holder, it would be necessary to call upon his successor to surrender one-quarter of the Jagheer, his choice of the portion to be surrendered be kept perfectly free, fettered only by the usual condition that the portion selected be one continuous area.

Result of Settlement.—At the end of 1861 the total alienations in Sind, as settled, amounted to Rs. 5,05,617 in land and Rs. 4,53,157 in money, or Rs. 9,58,774 in all. These are thus classified—

		Land.	Money.
Hereditary	... Rs.	2,65,979	5,284
For one or two lives only	.. "	2,54,090	79,001
Unspecified	... "	...	3,54,420
		Rs. 5,20,069	4,38,705

Some portion of the hereditary lands will revert to Government at the death of the present occupant, and the remaining two-thirds (Rupees 1,77,320) will be inherited by his sons and the lineal heir. The present system, if carried out, involves a present charge of Rupees 5,20,069 yearly, to be reduced gradually during a period of 50 or 60 years to Rupees 1,77,320 a year, and if the Jagheers be now summarily settled, there will be a permanent charge of four lakhs of rupees. The large sum of Rupees 3,54,420 is set down as political pensions.

THE DISTURBANCES IN THE COSSYAH AND
JYNTEEAH HILLS.

1862.

Bengal Records, No. XXXIX., Part I.

THIS volume consists of a mass of official correspondence extending from 5th December 1861 to 9th October 1862.

Outbreak of the Disturbances.—On 5th December 1861 Major H. Hopkinson, Commissioner of Assam, forwarded to the Government of Bengal a report by Major E. A. Rowlatt, Deputy Commissioner of the Hills, to the effect that, though outwardly the people are quiet, very little would excite them openly to oppose taxation, and that the imposition of any new taxes would be sure to be attended with serious consequences, unless a small body of European Troops was first located in these Hills, which, for the safety of the frontier in general, should not be longer delayed. On this the Government of India was informed that a confidential letter had been written to Major Hopkinson with reference to the question of taxation. On 20th January 1862 R. Abercrombie, Esq., Officiating Commissioner of Dacca, reported that there were grounds for apprehending a descent of the Cossyahs upon the plains, and that there were at Sylhet a Company of the East India Regiment composed of thirty-five effective men, and some

fifty or sixty of the Sylhet Light Infantry which ought to be ample to provide for the safety of the Station. On 24th January the Commissioner sent to Government the following telegram. "Joint Magistrate of Sylhet writes :—Jynteeah Darogah reports on morning of 20th, a hurkara arrived, Thannah Jowai, in Cossyah Hills jurisdiction, with a letter from Police Officer stationed there, stating that disturbances had commenced at Jowai, from which place to Cherra dāk road closed, and that, in taking letter from Jowai to Jynteeah, he had been twice interrupted, and dāk taken from him. Jynteeah Darogah had heard that some Cossyahs of Jowai, trading at Jynteeah, told shop-keepers in Bazar that disturbances, or, as he said, war, had commenced. Shop-keepers at Jynteeah are alarmed, because Cossyahs had not frequented the Bazar, and were hiding their property, and sending away their families. Joint Magistrate considers Station safe, but in event of descent of Cossyahs, fears damage to Bazars in Jynteeah District and Tea Plantations." The Commissioner was instructed to remain at Dacca and to send a detachment of the East India Regiment to Sylhet.

Military Operations.—On 25th January Mr. T. Smith, Officiating Joint Magistrate in charge of Sylhet, reported that Colonel Richardson and Major Rowlett had marched with a Force against Jowai. Native troops were especially wanted as being suited to the hills, and Brigadier-General Showers was directed to despatch a wing of the 28th Native Infantry Regiment to Dacca and Sylhet at once. The other wing of the same Regiment, at Berhampore, was ordered to follow in the same direction without awaiting its relief by a portion of the 21st Native Infantry, now on this side of Benares. Lieutenant Colonel W. Richardson, Commanding 44th Sylhet Light Infantry, reported his arrival at Jowai stockade on 25th January. He found it with its Garrison of sixty men in good order under a Jemadar, but straitened for food and worn out with constant watchfulness to frustrate the various attempts of the rebels to fire the place. With Major Rowlett he captured the stockaded village of Jalong with 65 muskets. Four sepoy were wounded. On the 27th they took Latoobur stockade, but the enemy always escaped. On 5th February, with 150 muskets, he took the stockaded village of Shampong, next day, Munsow; and on 12th March, Nongbarai and Koodeng. On 15th March Colonel H. F. Dunsford reports, as Commanding Sylhet Force, that he had concerted measures with Colonel Richardson and Major Rowlett.

On 21st March 1862 Brigadier-General St. G. D. Showers, Commanding the Presidency Division, reports that he reached Phen-

chogunge, on the Koosiara, on the 16th instant, on board the steamer *Tay*, and the following morning he proceeded into Sylhet. The Head-Quarters of the 33rd Native Infantry followed. He forwarded a letter from Colonel Dunsford, reporting his proposed plans for reducing the Jynteeah Cossyahs. These plans will reduce the portion of the Hills he is to visit; but as he has not included within his plans the south-eastern tract of the Hills, which is as yet very little known, and from which the Cossyahs have threatened the plains in the direction of Moolagool in force, the General considered it necessary to send a column into the Hills from that direction. The following confidential Circular was issued to the columns. "All men found in arms must be treated with that severity which open hostility to the State demands, and the Chiefs of these villages which are known to have been the principal instigators in the insurrection must have no terms granted to them. The Government alone can deal with them. They must be confined and made over to the Civil Officer who may accompany the Detachment. All stockades and fortified posts must be levelled with the ground; all villages in arms must be attacked, and, after they are taken, the villagers should have the option of returning to them. A reasonable time must be allowed them to come in, and if they refuse, the village should be burned. All Cossyahs who come in must give up their arms, after which they will be allowed to enter their homes; hostages, however, should be taken for their good conduct. Such hostages are to be selected in communication with the Civil Officers with Detachments, and they will be retained until the orders of Government shall be received for their disposal. On 4th March, Major Rowlatt reported that the rebellion appears to be as far from being suppressed as it was on the first day the troops entered the field. He ascribes the rising, to the dislike of the people to taxation, and impatience at any control being exercised over them by the Officers of Government. They hope, that by constantly rebelling they will induce us to give up the country, or, at all events, cease to demand any taxes, and to withdraw our Police and Military Guard at Jowai out of the country.

On 26th March the following proclamation was issued:—"Whereas the Lieutenant Governor of Bengal deems it necessary for the public safety that no person shall be allowed to carry, or have in his possession, any arms or instrument used for warlike purposes in the Jynteeah Territory, it is hereby declared, under Section VII., Act XI. of 1857, that, from and after the 1st of April next, it shall not be lawful for any person to carry, or have in his possession, any arms or instruments used for warlike

purposes within the aforesaid Jyntecah Territory, except the Civil and Military Officers of Government and other persons specially exempted by the Commissioner or Deputy Commissioner of the District." In sanctioning this, the Governor General in Council remarks on the extreme meagreness of the information furnished by the Local Authorities in regard to the progress of events since the commencement of this disturbance to the present time, and, what is more striking, to the apparent absence of any proper endeavour on the part of Major Rowlatt to procure reliable information as to the causes and the object of the movement, and to take any other than measures of force for its repression. On this General Showers was invested with chief civil and military authority in the Hills, as Commissioner.

On 20th March Colonel Dunsford, C. B., took the stockaded village of Ralliong with 4 European and 6 native officers and 198 rank and file of the 28th Regiment Punjab Infantry, and 4 European and 3 native officers and 17½ rank and file of the 44th N. I. On 27th March General Showers wrote that the rebels had dispersed in small parties, and that there was but little probability of their attempting any further combined resistance. On 14th April he issued the following proclamation :—

" Brigadier-General Showers, C. B., Commanding the Presidency Division of the Army, has been appointed the Commissioner of the Cossyah and Jyntecah Hills. He has assumed charge of his office and has this day established his Head Quarters at Jowai Poonjee. The Government have at the same time ordained that Act XI. of 1857 be brought into force in the Jyntecah Hills, and Brigadier-General Showers hereby proclaims it to the people. The British Government had, in its clemency, withheld this measure in the hope that the people would have returned to their allegiance without obliging it to resort to such severity. The people have continued headstrong in their rebellion, and now this severe Law has been established and will take its course. Brigadier-General Showers calls upon all those who are friends of order and loyal subjects of the British Government to assist him in restoring the peace of the Districts ; at the same time he warns the inhabitants of the District that all who are found harbouring the rebels, or supplying them with provisions, or in any way assisting them, will render themselves liable to the penalties of the Act. The British Government has no wish to inflict the miseries of a severe Law upon the people ; it would be better pleased to act for the peace, the happiness and the welfare of its subjects ; and Brigadier-General Showers, guided by the spirit of his Government, urges the people to apply for pardon

and to return to their allegiance. If the people have any grievances to be redressed they should make them known as the Law directs, and they will be listened to, but no complaints will be received so long as they are in a state of insurrection. Brigadier-General Showers has been informed that the mass of the people are loyally inclined, but that they are prevented from coming in by threats of certain evil-disposed men. Is any threat such men can hold out more dreadful than to behold wives and children perishing from want and the inclemency of the weather? Brigadier-General Showers exhorts the people to give up such men, or proclaim them to the Government, that they may be treated as the disturbers of the public peace and in conformity with the penalties of the Act." On 24th March Major Hopkinson reports another descent by the Jynteah insurgents into Sub-Division, North Cachar, Nowgong District.

Causes of the Revolt.—Major Rowlatt, called on to explain why the authority of Government should have been so much resisted in his district, ascribes it, demi-officially, to the fact that "the evil-disposed wish to throw off their allegiance to our Government; they wish to pay no taxes; they don't like any control being exercised over them, and therefore want to get rid of both the Thannah and Military Guard; they, in a word, wish to be entirely independent, so that they may do just as they like; they prefer the savage to the civilized state—this, however, only applies to those who have joined in this rebellion, who don't, I should say, exceed 500 out of a male adult population of 12 to 15,000—they are composed of all the bad characters—thieves, robbers, gamblers, drunkards, and blackguards of all descriptions, who, if they get the upper-hand, would tyrannize over and oppress all the quiet-going respectable people. The village form of Government is purely Republican, and in its results produces just the same effect as we see to be the case in America: the noisy, forward, low, and unscrupulous have it nearly all their own way, and keep the quiet and respectable people in such terror that they are afraid to offer any opposition. The affair is completely local, so we need not, I think, trouble ourselves with any one except the rebels now in the field. I am assured by the Magistrate of Sylhet that the Jynteah Rajah has nothing to do with any parties up here, but I still think he would be far better at Dacca than at Sylhet." Major Rowlatt put down a similar revolt in 1860. Major Hopkinson writes that, "for years after the British Government had thus come into possession of Jynteah we left the people to

govern themselves through their Doloyes after their own fashion, and the struggle for power among these Doloyes kept the country in a constant turmoil, and produced ill blood among all classes. The Government at the same time negatived every suggestion for the imposition of any Tax of any kind upon them. This state of affairs continued up to the period of Mr. Allen's visit in 1858. He proposed that the Jynteeah mountaineers should be required to contribute something in acknowledgment of the supremacy of Government, and recommended a House Tax, but at the same time he was careful to make it part of his scheme that a European Officer should be stationed at Jowai. The Government agreed to the imposition of the House Tax, but negatived the appointment of the European Officer. The result of the House Tax was the Jynteeah rebellion of 1860; fortunately Troops were at hand; four Detachments aggregating 500 men immediately took the field, tranquillity was restored, and the Tax came into full operation. Although the Jynteeah people had thus shewn that they would submit to even nominal taxation only at the point of the bayonet, the Income Tax was introduced among them in 1861, and the troops which had so recently been employed in coercing them were at the same time reduced, and numbers of disbanded soldiers wandering through the country suggested to the disaffected that, though we might raise our demands, we had no longer the same power to enforce them. Later in the year accounts reached the Hills of the Duty to be imposed on "Arts, Trades, and Dealings," and towards its close the Jynteeah people heard how their brethren in the Plains of Roha had resisted an attempt to tax their paa and tobacco. A people who have been neither left to their own guidance, nor yet fairly brought under ours; upon whom our yoke has pressed with just sufficient force to gall, but not to break into order; who have been denied the boon of having our rule represented among them by an English Officer, and of all our institutions who have known only our system of Police as illustrated by a Police Thannah on the Bengal model, and our latest experiments in the difficult art of taxation; who, just after they have been taught the lesson that they could only be compelled to pay an obnoxious Tax by the application of Military force, are straightway further taxed, the means of compulsion being at the same time withdrawn, when such a people rise in rebellion, I would venture to suggest that it may not be very difficult to explain its origin and object without searching after recondite causes." Major Hopkinson recommends

that an Assistant Commissioner, a Covenanted Officer, be appointed to Jynteeah and posted at Nurteng. The immediate opening up of the Jynteeah up-lands by roads, especially the construction of the two roads uniting at Shillong, and leading one from Gowhatty, and the other from near Nuncklow in the Nowgong District on the Grand Trunk Road between Gowhatty and Nowgong via Ainseng, Oonbeng, Bor Pani to Mortiung, only four marches. Major Hopkinson would assess all lands in cultivation, or in respect to which a private proprietary right was asserted, at one Rupee an acre; and would impose a Poll Tax of one Rupee a head on every male between the ages of sixteen and sixty. He would appoint Doloyes to be the headmen of Pergunnahs and villages, as the Thoogrees and Rwa-goungs are in British Burmah, and would suspend the operation of the Income Tax. Justice should be administered according to the Codes and the Police force should be increased.

The Income Tax.—As to the Income tax, out of a total assessment of 360 persons, 323 were Jynteeah people, and of these 323 no less than sixty-eight belonged to Jowai, the place at which the insurrection commenced, and which, with Nurteng, has always led public opinion in Jynteeah. There were 18 Hindoos, 15 Europeans, 2 Mahomedans, and 325 Cossyhs assessed. The 325 were assessed in Rupees 1,316, which would be at the rate of 4 Rupees a head upon all but two or three; or, in other words, the Income Tax in Jynteeah must have taken the shape, practically, of a Capitation Tax of 4 Rupees a head. Major Rowlatt reports that the Income Tax in the Jynteeah Hills was introduced merely through the medium of the Doloyes of the several jurisdictions into which this portion of the Hills is divided. As not a single individual amongst the Jynteeah Cossyhs can read or write, it was, of course, out of the question to expect them to fill up the Schedules, and, as none keep any accounts of their dealings, it was impossible to discover their actual incomes. It was therefore assumed that none were assessable above the lowest rate, 4 Rupees per annum, as there are no very wealthy people amongst them. Subsequently Major Rowlatt reported, that two men who had just escaped from the rebels say they don't feel the Income Tax at all, but that they have rebelled merely because the Darogah of Jowai went up to Jalong Poonjee on the occasion of a Poojah held there in the end of November, and interfered with their proceedings. The Darogah denied that he interfered with them. It is also reported that the people of Jowai have always been annoyed at the Military Guard now there having

been removed from Anwai to their village ; they say that no sooner did the Guard come than a School was established, and the Missionaries began making converts, and that their former worship was decried. It is said that some of the Christians have been in the habit of taunting the rest, saying that they all would soon have to give up their old Poojahs and become Christians : it is also said that a parcel of land, which belonged to a priestess of Jowai, lately deceased, has been cultivated by the Christians, which ought not to have been done. As in this instance also no complaint whatever had been made, although the cultivation of the plot of ground in question was undertaken by the Christians upwards of a year ago. It was also made a subject of grievance by some few of the Jowai people that in 1860 we prohibited the burning of dead bodies in a spot within the village.

General Showers' Opinion.—The Government of the Jynteeah Territory was transferred to the British in the year 1835 by the Rajah, who in return received a stated allowance of 500 Rupees monthly. His authority over the people was merely nominal ; he received from them no revenue, and only certain dues which were of little value. The Doloyes exercised their power over their own and subordinate villages independently of the Rajah ; they have never been reconciled to the transfer of their Territory to the British Government ; and they object to being placed under the jurisdiction of a foreign power without their own consent and without being consulted. So long as their old customs and administration were maintained they submitted ; but even then only because they were prevented from forming an organised resistance by the activity of Colonel Lister, the Political Agent in these Hills. When, therefore, direct taxation was enforced in the District the relative rights of the Government and the people were brought into direct contact, the independent spirit of the Singtengs led them to resist the authority assumed by the British. It was done in 1860 when the House Tax was introduced ; but at that time there was a large Force available to move against them, and the rising was at once subdued. Taxation is in effect the cause of the insurrection ; but occurrences have taken place which have aggravated the feelings of the people and roused them to more determined resistance. The first was the removal of the shields from the people. In a rude state of society there is a chivalry of feeling among the people which leads them to attach importance to their arms. The Singtengs were offended at having

them taken away; and this act was rendered more offensive from the shields having been burned before their eyes. The second act occurred only a few days before the present outbreak, and has by many been supposed to be the cause of it. At a certain season a festival is held in which a war dance is celebrated. In this dance the use of swords and shields is a part of the ceremony. At Jalong, while it was in the act of performance, the Darogah of Jowai went to ascertain, according to his own statement, what was going on; whether he interfered with the ceremony is not clear, but whatever he did was considered an interruption to the festival. The report is that he was beaten by them; this has not been as yet proved; but after the occurrence the Darogah proceeded on leave to Cherra, and, within a fortnight after, the first act of the insurrection commenced.

The War.—The papers which follow record a series of marches in the hills in which the rebels were occasionally sighted at their cultivation but fled. Several of the refractory villages sent messages intimating their wish to surrender. But General Showers did not discontinue the movements of the columns until he found the principal villages were settled, and even after that escorts will have to proceed to the different posts in charge of supplies. By 26th April the rains began. While several came in to coerce the others who were preventing them, the General sent a detachment to skirmish through the Koorungs within the jurisdiction of Munsow; another under Lieutenant-Colonel Richardson, to proceed to Nongflood in search of the rebels who concealed themselves in the jungle in the vicinity. The General himself marched in command of a separate Detachment to Munsow to co-operate in skirmishing through the valley of the Muntang and proceeded afterwards via Ralliong to Sonaie. On arriving at Shilliong Muntang the General chased the rebels to Barato where he found Lieutenant-Colonel Richardson with a Detachment of eighty muskets proceeding to Nongflood. On 22nd May the General reported that active Military operations in the Jynteah Hills were at an end, and that the spirit of the insurrection was subdued. Some of the Chiefs of the insurrection were still abroad, and there were armed gangs about the country who kept it in a state of unsettlement. The arrest of these men can only be effected by means of the Police. The Troops were ordered into quarters for the hills; the inhabitants of the villages of Jynteah bordering north Cachar were occupied with their cultivation. The force in the hills on 20th May consisted of 6 European and 16

native officers, 44 Havildars, 47 Naicks, 17 Buglers and 693 Sepoys. But most of the rebels who had been proscribed were still abroad. They were influential men, whose friends and followers will for some time adhere to their fortunes. On 21st May General Showers made over Command of the Troops in this District to Colonel Dunsford, C. B., and proceeded to Shillong and the adjoining localities to examine the country for the best site for a Sanatorium for British Troops.

State of the People and Country.—Only within the last thirty years have human sacrifices been abolished in their ceremonies, and this was only effected by the influence that the British Government exercised in their intercourse with the people. They can neither read nor write; an alphabet is unknown to them. Their institutions, arts, and manufactures all shew that they are hardly in advance of a savage state. Their institutions are limited to marriages and laws of inheritance. In the former, the wife takes precedence of the husband, who, on his marriage, removes to the wife's house. The marriage tie is often dissolved. It is seldom that husband and wife live together without a divorce. The laws of inheritance are peculiar. Its origin betrays the licentiousness or indiscriminate intercourse between the sexes that must have prevailed at the time the law was framed. The husband could not be sure that the child his wife bore him was his own, and the laws to secure the inheritance falling to the blood of the family decreed the heir to be the eldest son of his eldest sister. The sons of the husband, on the other hand, inherit in right of their mother if she be the eldest sister in the family. Their religion consists in an undefined belief in a beneficent deity and a superstitious fear of malignant spirits. They offer no sacrifices to the former, but they endeavour to propitiate the latter by slaying a bullock, goat, fowl, or other animal at some sacred spot. Exclusive of the sacrifices they offer to demons, they have but one religious ceremonial. This is the War-dance, which is celebrated at a certain time annually. They have no prejudices. Their faith is open to the reception of any opinions which approve themselves to their conviction, and there is this further liberality of feeling among them that a change of religious profession in any member does not alienate from him the rest of the family. Their arts are of the poorest description: they are confined to the erection of a hut and to the simplest labors of a carpenter and blacksmith. They use a sword, and the dhao, koodalee, and adze, but the iron part of these instruments is not the production of the Singteng themselves, they are purchased from Nonkrem and other Poon

jees in the Cossyah Hills where they are made. The Singtengs have no manufactures: there is a coarse silk and cotton cloth used by them for clothing, but, like the implements of iron, it is imported from the Cossyah Hills. Rice is the principal production of the country and it is grown exclusively for home consumption. Cotton is cultivated to a great extent in Nongflood and other Districts on the banks of the River Kopili. The greater portion is carried to Assam by the cultivators themselves, and the remainder is purchased by the traders of Jowai and Amwai and exported to Jynteehpore. The Native Government was equally rude. No tribute or tax was paid to the Ruler. He received certain dues, and each village had in turn to cultivate the lands of the Rajah and to supply attendants and servants: this formed his Revenue from his Hill territories. He was the nominal Chief of the State, but the real power was possessed by the Doloyes. These Officers were at the head of the Civil, Criminal, and Police Establishments of their Districts. The village Officers were under them, and with such powers they were generally the real Heads of the Government. Shackled by such a powerful and influential body of men, the Rajah "Indo Sing," threw up his Government for the handsome pension that was granted to him. The British Government, on the transfer of the District to their authority, continued the administration as it had been conducted by the former Government. Until the receipt of the House Tax, which was very trifling, they had never received any revenue from the Jynteeah Tribes, nor is it advisable they should receive any now. The extreme simplicity of the old Native constitution has been preserved by the British in their administration of the country, the authority of the Rajah being replaced by that of the Officer in charge of the District. The people as yet do not understand the character and use of a Police. The openness of their actions renders the establishment of an organized Police unnecessary. There is very little crime among them, and when instances of crime do occur the activity and vigilance of the village Officials, however indolent, would always enable them to arrest the culprit.

These Hills abound in lime-stone quarries, and coal mines, but they are worked by European speculators alone. The people themselves do not engage in the trade. Those in the vicinity work the quarries and mines as laborers, but they never enter into the speculation as principals. The people are generally idle. It is only during the cultivating season for the rice crops and at the harvest that they have any occupation. From the manner they work at these there is evidently energy and application

among them, and this might be brought into action if there was any other object or demand, which, by offering an immediate return, would rouse them to work. A Sanatorium at some place in their vicinity would serve this purpose. If there were a regular demand it might be expected they would supply potatoes, firewood, rough planks, bamboos at once; and hereafter they would probably cultivate vegetables, wheat, and any other grain that might be required. The Singtengs have no prejudice against receiving, from European Teachers, either secular or religious instruction. Their feelings are free and open, and they are prepared to learn either through the medium of the Bengalee or the Roman character. A Welsh Presbyterian Mission has been established here for some years, and the present Minister in charge of the Mission has gained completely the confidence of all the villagers. The administration of the dependent States is conducted on the same general principles as that of the Doloyeship of the Jyntecah State. They are under their own Sirdars and elders, who have jurisdiction in all Civil and Criminal cases between their own people. All cases in which British subjects are concerned are taken before the Civil Courts at Cherra Poonjee. The Garrow Hills and North Cachar form the eastern and western boundaries of this District, and, from contiguity and similarity of position, would appear properly to belong to it. With respect to the Garrow Hills nothing is known, either of the country or its inhabitants, by the Cossyahs. There is no intercourse of any kind between the two classes. Nothing is known of North Cachar on this side of the Kopili. It is most accessible from the direction of Cachar. This seems to be the only and certainly the best approach to it, and Assaloo, the principal Station, which is situated on the border of Toolaram's country, is only five common, or three forced marches from the Sudder Station. The greater portion of the Tribes that inhabit the District, the Hurac and Parbuttia Cacharces and Kookies, are more nearly allied by race to those of Cachar Proper. The tract of land formerly known as Toolaram's country, one of the Pergunnahs of North Cachar, on the other hand, is contiguous to Nowgong. North Cachar, therefore, is, at the present time, more nearly connected with one of these two Districts, and it is better it should continue subordinate to one of them than be transferred to the Cossyah and Jyntecah Hills. In 1861, there were tried in the Cherra Poonjee Courts 49 civil suits in 4 of which Singtengs were parties, 56 Criminal cases in 6 of which Singtengs were parties, 20 Agency suits in 13 of which Singtengs were parties, and 181 miscellaneous suits, 2 of which were against Doloyes.

The Lieutenant Governor's Opinion.—On 31st July, after a report from Captain Morton, the Deputy Commissioner in charge of the Cossyah and Jynteeah Hills, and personal communication with General Showers and Major J. C. Haughton, who had succeeded Major Hopkinson as Officiating Commissioner of Assam, the Lieutenant Governor adheres to the policy of inducing the Chiefs who were still in rebellion to come in and state their grievances, and of making known to them that those who voluntarily submitted would receive a full pardon, but that continued resistance would be punished with severity. Captain Morton is authorized to intimate to the Cossyah Chiefs that if the disturbed country is entirely pacified when the Lieutenant Governor arrives at Sylhet, in course of next month, and if every person in rebellion has by that time surrendered, His Honor will himself proceed to Cherra Poonjee and receive the Chiefs in Durbar; but that so long as disturbances continue in any part of Jynteeah, the presence of the Lieutenant Governor in the Hills is out of the question. Lieutenant Colonel Richardson, Commanding in the Jynteeah Hills, reported the necessity of withdrawing the Detachments from Baroto, Ralliong, and Satongah in consequence of the want of supplies and the difficulty of furnishing them at those places during the rains. Soon after this the Cossyahs come out in Pergunnah Jynteeah in Sylhet to supply themselves with food.

Future Settlement of the District.—On 9th July 1862 Captain Morton reviews the causes of the revolt, ascribing it more to the circumstances under which taxation was imposed than to the taxes themselves. Had the inhabitants of the Jynteeah Hills been gradually brought to know their master, and had speedy justice and the establishment of schools, in the first instance, taught them the great advantages attending their subjection to a civilized Government, he is perfectly convinced that treble the amount of tax would have been cheerfully paid. A contrary line of policy, however, had been steadily adhered to. With the exception of Jowai, by no means a central position, there was not a Post or Thannah in the Hills. The people themselves, independent in all but name, were at the beck of the most influential amongst their number. A policy the reverse of this ought to be adopted. While harsh and unpopular measures are carefully avoided, no opportunity should be lost, on the one hand, of neutralizing the power which the Heads of villages in too many instances, prejudicially exercise, and on the other, of making both Chiefs and people look up to, and depend upon, Government for their happiness and comfort. Some spot

in the Ralliong Illaqua should be selected for the establishment of a Sub-Division under a Military Assistant Commissioner. The power at present held by the Doloyes of adjudicating petty and Criminal suits should be withdrawn, and suitors referred to him. The Hill men should be encouraged to refer their suits to arbitration; the Arbitrators, however, sitting in presence of the Assistant. Mere village arbitration should not be accepted as decisive of a suit. The simplest procedure should be adopted and no Counsel allowed. All appeals, Civil and Criminal, from orders of the Assistant Commissioner, should lie to the Deputy Commissioner at Shilliong. In Revenue cases the Assistant should hold his proceedings in his Agency Court, the few cases likely to occur being heard and decided in the same simple manner. The Doloyes should be still selected by the people, but their appointment should be for life, or during good behaviour. The collection of Revenue should still rest with them, a commission of 20 per cent. being allowed to the Doloys. Each Doloys should be furnished with printed receipts for distribution to those from whom he may collect the Revenue. All questions regarding the Revenue of the Jynteeah Hills should be decided by Government itself in communication with the Agent to the Governor General at Gowhatty, and all Returns should be forwarded through the same authority to Government, instead of, as at present, through the Commissioner to the Board of Revenue. As to Police, 150 sepoy should be stationed at Jowai and 250 at Ralliong. The Police should be posted at Jowai Poonjee, Sub-Division Head-Quarters, in Ralliong, Nongjoongee Poonjee, Dumwai Poonjee, Nongflood Poonjee, and Pitting Bazar. A Government Bengalee School should be established at the Sub-Division Head-Quarters in the Ralliong Illaqua; other Schools might afterwards be established, should that at Ralliong prove successful. Roads are wanted grievously.

On 8th September the Commissioner of Assam is informed that full pardon will be given only to those chiefs who surrender unconditionally. In expectation of the restoration of order, the Deputy Inspector-General of Police has been authorized to place a Superintendent in charge of the Police administration of the Cossyah and Jynteeah Hills, under the general control and direction of the Deputy Commissioner, as soon as this measure may appear practicable and expedient. The Lieutenant-Governor again calls for more information as to the causes of the revolt and declares that the House Tax must, under any circumstances, continue to be levied as heretofore, due regard

being paid to any complaints of inequality or injustice in the assessment of it. The Income Tax has been virtually abandoned in the Jynteeah Hills for the future, by the Act which repeals it on all incomes below 500 Rupees a year; but the arrears of 1860-61 must be collected. It is declared that to educate the Cossyahs, is a duty the discharge of which is forced upon the Government as a means no less of governing these Hills than of improving the condition of the people. The grant-in-aid to the Welsh Presbyterian mission under Mr. Jones is accordingly to be increased, and a scheme is called for the further extension of education in the Khassiah and Jynteeah Hills and the plan upon which it is to be pursued. The scheme should include a settlement of the questions whether only Khassiah should be taught in the village Schools, or whether it should be combined with Bengalee, and whether Khassiah should be taught in the Bengalee or the Roman character in the different dialects of each part of the Hills, or in one common dialect for the whole. It should also provide for the establishment of an English or Anglo-Vernacular School at the Sudder Station, and a normal class for the education of Teachers for the village Schools. The Lieutenant Governor would be inclined to leave the whole management of all the Schools in the District, from the highest to the lowest, in the hands of the Welsh Mission, subject only to the inspection of an Officer appointed, under the authority of the Inspector of the North-East Circle, for this special purpose. The Lieutenant Governor promises to apply to the Government of India for a special grant of Rs. 12,000 to be expended on roads. The Governor General in Council entirely approves of the proposed expenditure, and desires that General Showers' report on the coal and mineral productions of the Cossyah Hills be not lost sight of.

The series of papers closes with reports of opposition to the House Tax. Captain Morton on 20th September states that the Rebel Chiefs have held a durbar, and have come to the conclusion that the reason of Government offering the amnesty is that they are afraid and that their wisest plan, therefore, is to hold out. On 9th October Captain H. R. Drew, Commandant of the Kamroop Regiment, Furreedpore, is directed to proceed with the Head-Quarters and Right Wing of the Corps to Sylhet, for employment in the Cossyah and Jynteeah Hills. A sketch map of the Hills accompanies the



REPORT OF THE CONSERVATOR OF FORESTS, MADRAS.

1861-62.

THIS report for 1861-62 was submitted by Major R. H. Morgan, Officiating Conservator.

The *Wynad* forests consist principally of Teak but have also an abundance of fine Blackwood. The practice of making partial clearings called "tukkul" is much reprobated. *Hoonsoor Forest*.—This forest was transferred from the Commissariat to this Department, and a grant of Rs. 10,450 was made for the completion of the Tambracherry Ghat to facilitate the transport of timber to the coast. The working of the *Mudamallai* Forests was energetically carried on. The expenditure was Rs. 37,747, and the Receipts Rs. 37,936. The expenses of conserving Wynad were more than met by the receipts, and a profit of at least 10,000 Rupees is anticipated if the Hoonsoor Forest is incorporated with the Wynad Forests and worked systematically. *Sigur Forest*.—The cuttings in this forest were confined to Sandalwood, the Teak jungles having been exhausted by former contractors and requiring rest. Its receipts exceeded its expenses by nearly 20,000 Rupees, and Government are assured that this profit will be annually maintained. Large demands for waste lands in this forest were made under the new Act, and much difficulty in meeting the demands was felt. Where all the finest trees grow, there the Coffee planter selects his ground, and to reserve all would perhaps check Coffee planting too much. Still some medium must be observed; to give away land which produces Teak and Vengay trees, worth squared from six to twelve Annas a cubic foot on the spot, would be ruinous to the interests of Government. The South Canara forests require rest. Preparations for planting the Governor's Sholah in the Neigherries were made. The charge for supervision of the Wellington firewood plantations was out of all proportion to the operations; the plantations present a very poor appearance.

Waste Lands.—Major Morgan says the numerous applications for Forest land that poured in, caused considerable embarrassment. Where the opening up of the country is so desirable, it does not seem right, to refuse all forest land. Unless ten to twenty per cent. of the land given is Forest land, it can-

not be expected that any extensive cultivation of Tea or Chinchona will be tried. He saw no objection to giving the land, provided the following conditions were observed :—That the Forest above 6,700 feet should not be cut, thus leaving a ridge of 450 feet to attract the rainfall ; that for every bandy load of wood sold, one Rupee seignorage should be paid. These were fair conditions for both parties, and would, whilst protecting Government from all loss, have encouraged enterprise. The first pioneers should have liberal terms. Tea and Chinchona once successfully established, the conditions might be made more stringent.

Chinchona Experiment.—In the year 1859, the Secretary of State ordered the Conservator of Forests, in conjunction with Mr. McIvor, to select suitable localities for the reception of certain Chinchona plants shortly expected from England. A site at Neddiwattum was selected and in October 1860, Mr. McIvor received charge of certain Chinchona plants from Mr. Markham. These plants being sickly at the time of their arrival, all died ; but fortunately Mr. Cross arrived shortly afterwards with 463 plants of the *C. succirubra*, and 6 *C. Calisaya* plants. A liberal supply of *succirubra* and other varieties of *Chinchona* seeds were also received at this time. Major Morgan pronounces the Dutch system of cultivation a failure, and comes to the following conclusions. “ If we obtain certain conditions, the *C. succirubra* will be a success. If the mean temperature at 5,000 feet elevation on Chimborazo is nearly 61°, and the mean temperature of the plantation at Neddiwattum is the same, then the condition of temperature is satisfactorily established. If the plants at the elevation of 6,000 feet grow well, then it matters not if the rainfall is 80 or 150 inches, (though, I believe, the latter is nearer the mark,) and we shall have secured what is indispensable to the production of Quinine, viz. *elevation*. The planting of trees in open tracts in the Forest is indispensable to the production of healthy bark, indeed, no one conversant with first principles could argue otherwise. The success of *C. succirubra* established, that of *C. Calisaya*, *Condaminea*, *Micrantha*, *Peruviana*, &c., must follow. Chinchona will thrive best with garden cultivation. The following table shews the state of the cultivation on 30th April 1862 :—

The number and condition of the Cinchona Plants in cultivation on the Vellyherries on the 30th April 1862.

	Commercial Names.	No. of Plants.	Value in the London market per lb. of dry Bark.		
			s.	d.	s. d.
1.	Cinchona succirubra	...	2	6	to 8 9
2.	" Calisaya	...	2	10	to 7 0
3.	" Condaminca var. Uritusinga'	1	2	10	to 7 0
4.	" var. Chahuarguera	8,000	2	10	to 7 0
5.	" var. Crespilla	105	2	10	to 6 0
6.	" Lancifolia from Java	1	1	8	to 2 10
7.	" Nitida	2,922	1	8	to 2 9
8.	" Species without name	1,211	1	8	to 2 10
9.	" Micrantha	3,786	1	8	to 2 9
10.	" Peruviana	357	1	8	to 2 10
11.	" Pahudiana from Java	425			Worthless ...
Total number of Plants		31,495			

The result of the operations in the *Anamalai* forest during the year was unsatisfactory. There was an improvement in the revenue of the *Madura* forests. The seignorage on *Red Sandal-wood*, the principal product of the *Cud-dapah* and *North Arcot* forests, was fixed at *Rs. 6* per *Bandy-load*. In the *Nellembore* *Teak* plantations, some progress was made in thinning, which was urgently required. The forests of the *Salem* districts were about the most profitable, a nett return of *Rs. 44,609* having been realized during the year. The *Railway Company* leased the *Chennat Nair* forest for three years.

Financial Results.—The results of Conservancy for the year, show as compared with last year as follows :—

		Rs.	A.	P.
Profit for 1860-61	...	1,83,731	10	9
Do. 1861-62	...	2,03,585	0	0

or an increase in the general revenue of *Rupees 19,853-5-3*. Had the *Anamalais* not exhibited such an extraordinary deficiency, the profit would have been much greater. The profits for the last 3 years are as follows :—

Receipts for 1859-60	...	Rs. 1,98,294
Do. 1860-61	...	1,83,731
Do. 1861-62	...	2,03,585

The value of the timber on hand was estimated at *Rs. 2,69,000*, exclusive of wood stored in *North Canara* for which the *Bombay Government* have to account.

ACCIDENTS ON RAILWAYS IN INDIA. 1861.

Passengers killed or injured from causes beyond their own control.—In the year 1861 the *Bengal Division* of the *East Indian* line carried 1,794,889 passengers without any accident of this nature. On the *N. W. P. Division* 265,135 were carried and of these 2 were killed or 7·54 per million. The *Madras* line carried 1,195,787 and the *Great Southern of India* 66,059 both without an accident. The *Great Indian Peninsula*, the *Bombay*, *Baroda* and *Central India* and the *Sindh Railways* carried altogether 4,138,893. On the first 5 were injured, on the second 1 and on the third there was no accident. Thus out of 7,459,763 passengers carried by all *Indian railways* in 1861, 2 were killed and 6 injured, or a proportion of 27 per million killed and 80 injured from causes beyond their own control. The average on *Railways* in *Great Britain* from 1852 to 1858 was 15 per million killed and 3·20 injured, the total number carried being 139,000,000.

THE
ANNALS
OF
INDIAN ADMINISTRATION.

SEPTEMBER, 1863.

CONTENTS OF PART III. VOL. VII.

IMPERIAL.		MADRAS.	
	<i>Page.</i>		<i>Page.</i>
Forests in British Burmah, 1861-62, ...	271	Civil Dispensaries, 1861, ...	276
The Alghuda Reef House, 1861-62, ...	295	Mountain and Marine Sanitaria, ...	278
External Commerce of Rangoon and Bassein, 1860-61, ...	355	Forest Department, 1860-61, ...	298
External Commerce of Rangoon, Bassein, Moulmein and Akiah &c, 1861-62, ...	363	Civil Dispensaries, 1860, ...	300
		Medical College, 1861-62, ...	302
		Vaccination, 1860-61, ...	303
		Revenue Survey, 1858-60, ...	309
		Deaths in Madras, 1860, ...	357
		— 1861, ...	361
		BOMBAY.	
		Customs Revenue, 1861-62, ...	335
		Canal Irrigation in Sind, ...	265
		THE PUNJAB.	
		Cholera in the Delhi Division, 1861, ...	347
		Lahore Medical College, 1860, ...	352
		— 6, ...	352
		Popular Education, 1861-62, ...	353
BENGAL.			
Salt Department, 1861-62, ...	305		
Land Revenue, 1861-62, ...	338		
Revenue Survey, 1861-62, ...	344		
NORTH-WESTERN PROVINCES.			
Land and Criminal Justice, ...	356		

SERAMPORE:

PRINTED BY MARSHALL D'CRUZ.

1863.

10
ala

THE
ANNALS
OF
INDIAN ADMINISTRATION.

FOREST ADMINISTRATION IN BRITISH BURMAH.

1861-62.

THIS report by Dr. D. Brandis, the Superintendent, comprises the whole result of Forest Administration in British Burmah. The forests are now placed in three main divisions called the Irrawaddee, Sittang, and Salween, from the rivers of the same names. In these girdling operations were carried on simultaneously. This year commences the second six years' rotation. The first was for Pegu only. It closed with a total of 152,282 trees girdled, being about one-tenth of the first class trees estimated to stand in the Pegu Forests. The girdling operations will now make the round in each of the three divisions once in six years. The main feature in the Rules for this operation are that in selecting the trees to be girdled, the co-operation of the Permit-holders, Contractors, or other parties employed in working the Forests, shall be secured; that only trees in girth above five cubits, or seven feet six inches, are to be selected; and that of all first class trees standing in one locality, one-fourth may be girdled. The total number of trees girdled in the second rotation was 11,215 in the Irrawaddee, 5,675 in the Sittang and 3,752 in the Salween division or, 20,642 in all. These trees, together with the residue of trees girdled in previous years, will furnish the supply of timber from the Government Forests of British Burmah for 1864-65, and onwards. Out of 2,400 square miles producing teak in British Burmah, 70 have been explored. In this tract there are 1,855,000 first class trees of which 89,000 have actually been counted and registered. The

Estimated annual yield in tons is 37,200. The yield in 1861-62 was 24,962 tons. It is supposed as a rule that one tree will yield 50 cubic feet of timber.

Produce.—The yield in British Burmah during 1861-62 was, from the Forests of the—

Irrawaddie Division.

By the Forest Department and Contractors, including drift timber 20,387 (Of this, 1,136 logs were
By Permit-holders 383 woods of other kinds.)

Sittang Division.

By the Forest Department and Contractors 49 (Drift timber.)
By Permit-holders 6,748

Salween Division.

By the Forest Department and Permit-holders 2,105

Total logs ... 29,672, or tons 22,036

To this must be added the following timber brought from the Forests within the British territory, but in possession of private parties—

	Logs.	Crooks.
From the Attaran Forests ...	924	2,782
„ Pandaw „ ...	541	140
	<hr/>	<hr/>
	1,465	2,922

or about 2,926 tons.

The following is an abstract of timber from the Forests in British territory according to the agency employed in bringing out the same:—

	Logs.	Tons.
By Contractors and the Forest Department	20,436	14,012
By Permit-holders	9,236	8,024
From private Forests (Attaran and Pandaw)	4,387	2,926
	<hr/>	<hr/>
Total	34,059	24,962

This, though a large quantity, is small when compared with the yield of the Forests in Canada, probably the largest timber-exporting country in the world; upwards of 666,000 tons of timber of different kinds, elm, ash, oak, and several species of pinus, is stated to be the average annual export. The yield of the Forests in the British territory is the produce of about 2,400 square

miles, or at the rate of 10 tons per square mile, or somewhat less than one cubic foot per acre; the area which yields the foreign timber it is impossible at present to estimate. If the Forests were pure teak Forests, the average produce of one acre ought to be upwards of one ton, or 50 cubic feet per annum. A consolidated teak Forest of 200 square miles, that is, 20 miles long and 10 miles wide, would yield 128,000 tons per annum. The cost of clearing and planting with teak one square mile could not at present be kept at a lower figure than Rs. 75,000. The preservation of the Forests in British Burmah, if the present system be adhered to, and the Forests be protected from destruction by Toungya clearings, is guaranteed, and a certain annual supply which will gradually increase up to 40,000 tons per annum, may now safely be looked for. But this will never be sufficient to meet the demand.

Principal Sources of Teak.—The principal sources of teak known are, 1st. On the west side of the peninsula of India, from the 9th to the 21st degree of north latitude. 2nd. On the head-waters of the Nerbudda River to north latitude 23°. 3rd. On several branches of the Godavery River. 4th. On the Island of Java and several other Islands of the Indian Archipelago, latitude 10° south to about 10° north. 5th. In the Siamese provinces of Zimmay and Yaline on the head-waters and feeders of the Menam River. The place of export for this timber is Bangkok. The working of the Forests on a large scale is said to have commenced in 1859. Large trees are reported to be abundant and close to the water way. The Forests are said to be very extensive. 6th. In British Burmah, on the feeders of the Irrawaddee, Sittang, and Salween Streams, and several minor intermediate rivers. 7th. In the States of the King of Burmah, on the feeders of the Irrawaddee River, Minhla, Kyendwen, Myitgnay, Shwoaylay. The teak Forests here are said to extend as high up as the 24th degree north latitude. 8th. In the States of the King of Burmah, on the head-waters of the Sittang River and its tributaries. The Forests of Niugyan and Yainaithein, both situated on the west side of the river, are the best known, but teak is found equally on the east side. It is supposed that the Sittang Forests beyond the Frontier contain at present as much timber as those on the same river in the British territory; this would be 400,000 full-sized trees. 9th. On the feeders of the Salween River beyond the Frontier. How far teak here extends to the north is not known. The highest Forests from which timber at present is brought down are those of Kyeintoun. This is one of the Shan States, a tributary of the King of Burmah, situated in about latitude 21°. The supply from

these Forests and from the other tributary Shan States on the Salween is likely to increase considerably. In 1861-62 it was 3,534 logs. Following the Salween River downwards, the Karenee country is the next. The principal Forests are on the hills drained by the Poon Khyoung and its feeders. This is a large stream joining the Salween River from the west. But there are extensive Forests also on the east side of the Salween. Of the foreign timber imported into Moulmein in 1861-62, 53,190 logs were entered as Karenee timber. Some of this may have been brought from the adjoining Siamese Forests, the good repute of the Karenee timber explaining the reason for changing the name. A short distance below the mouth of the Poon Khyoung on the west side of the river, commences British territory. Further down on the east side is the uncertain boundary between the Karenee and Siamese country. The Siamese Forests on the Salween are under the Governor of Zimmay, and are very extensive and valuable. The country is hilly down to the banks of the Salween, and every small feeder, often only a ravine a few miles in length, is turned into a road for the transport of timber. Besides this there are several tributaries of large size, draining teak localities of considerable extent. One of the largest is the Maykoug, near the Siamese Revenue Station of Dalgwinzeik. Under the latter name the timber from these Forests is entered at the Moulmein Revenue Station. The timber entered as brought from Dalgwinzeik amounted to 2,140 logs in 1861-62, but, as stated above, some of it was probably entered as Karenee timber. The remaining sources of the foreign timber imported into Moulmein are the Myneloongee and Thoungyeen Forests east side. The Myneloongee Stream joins the Thoungyeen from the north-east, 10 miles above its mouth. There are obstructions formed by rocks in its bed, which have, till very lately, to a certain extent protected these Forests. It is commonly believed among Foresters that the teak localities in the Myneloongee District are the richest and finest known anywhere. The timber is of immense size, and the trees stand close to the water-way. The Thoungyeen Forests on the Siamese side are more extensive than those in the British territory. The range of hills which form the watershed between the Thoungyeen and Menam Rivers runs at a considerably greater distance from the river than the range on the opposite or British side. Large tributaries are numerous, and drain a considerable area of teak producing Forest. The Siamese Thoungyeen Forests below Kamokla are under the Viceroy of Zimmay, those above Kamokla under the Governor of Yahine. These Forests have, for the last 20 years, without any interruption, yielded very large supplies

timber; the number of logs registered last year was 33,867. The above data will show that there are no immediate fears of a short supply of teak timber; but on the other hand, it is evident that the supply from that source which at present is the most productive, viz., the interior of this Peninsula in the States of the King of Burmah, the tributary Shan States, the Independent Kareneo Chiefs, and the Siamese Governors of Zimway and Yahine, may at any time, by political complications or local disturbances, be interrupted. It is also evident that, independently of the care bestowed on the conservancy of teak localities within the British territory, it will be right to explore the teak Forests beyond the Frontier, so as to be enabled thereby to form a more reliable estimate of their resources.

Finance.—The expenditure of the Department was—

For Works	Rs. 1,85,614
„ Maintenance	„ 53,779
„ Establishments	„ 82,942
		Total	Rs. 3,22,335

The receipts were Rs. 3,96,885

There is therefore a small surplus of Rs. 74,550. The difference of the sums outstanding and value of timber on hand on the 30th April 1861 and on the 30th April 1862 amounts to Rs. 52,013. The actual net proceeds of this year's operations, therefore, amount to Rs. 1,26,563.

In this the three Divisions share as follows:—

Irrawaddee Division	Rs. 68,259
Sittang	„ 44,026
Salween	„ 14,278
		Total of net proceeds	Rs. 1,26,563

The charge for Direction amounted to Rs. 22,072, or about 26 per cent. of the whole establishment charges. The cost of keep and feed of elephants in the Department is very high, each beast with mahout and cooly costing Rs. 35 per month. The total amount realized by the permit system was Rs. 1,17,914; the charges on the Forests so worked were Rs. 60,711, thus showing a nett profit of Rs. 57,203, being an increase of Rs. 17,997 over the preceding year. The number of logs paid for to Contractors was 12,434, measuring upwards of 9,500 tons, and the amount paid was Rs. 1,06,056, being at an average rate of Rs. 11-17 per ton. The unhealthiness of the Forests, the scattered nature of the work over a wide extent of country, and

the great difficulty of communication for want of roads, especially in the rains, are the main obstacles to a successful carrying out of plans for improving the working of the Forests. This unhealthiness is without remedy but by making roads and erecting resting-houses it can be lessened. After all the principal streams shall have been opened out for the floating of timber, this will be the next great step towards improvement, as a large proportion of the cases of fever arises from exposure while travelling in the rains. It is the incredible waste of time incurred in moving from one place to another, and the constant liability to sickness of the people employed in the Forests, that at present render Forest operations so expensive. With the streams as far as practicable made fit for floating, and the Forests rendered accessible by roads, the attempt at facilitating the land transport of the timber by sawing up the logs in the Forests, and by laying down Tramways, may be expected to be more successful than hitherto. This will increase the yield of timber from the Forests, and consequently the revenue.

MADRAS CIVIL DISPENSARIES.

1861.

Madras Records, No LXXII.

THIS Report furnished by Dr. Cole, Principal Inspector General, on September 22nd, 1862, is finally reviewed by Government on March 11th 1863. The returns shew a decrease of 9,910, in the number of persons treated as compared with the previous year, attributable partly to the healthiness of the year and partly to the Government allowance for dieting the sick in the provincial Dispensaries having been reduced to a fixed sum of Rs. 50 per month. The unwillingness of the more wealthy natives to contribute to these institutions, devoted, as they are almost exclusively, to the relief of their poorer countrymen, and their indifference to their continuance, is a prominent and painful feature in the report. In the instance of Salem it was notified to the inhabitants that the Dispensary would be closed at the end of the year unless the wealthier natives come forward to aid it. The cost of the Civil Hospitals and Dispensaries for the year was :—

Medical officers' allowance and pay of subordi- nates and Hospital Servants, ...	1,29,552 14 10
Cost of Medicines, Bazar and victualling pau- pers, ...	95,500 14 4
Cost of Hospital furniture and Rent, ...	10,095 12 6
Total	Rs. 2,35,149 9 8

A gratifying feature in the report is the number of native women shewn to have availed themselves of the aid offered them. The percentage of native females to males is 46·5. The success of the Friend-in-need Dispensary at Palamcottah is specially noticeable. This institution has not only been self-supporting but has actually realized a sum of Rs. 4,500 which is invested in funded property.

General Hospital, Madras—851 European patients were treated during the year in the Medical and Surgical wards, of whom 35 died and 24 remained in Hospital at the end of the year. One-half of these admissions were from syphilitic complaints.

Leper Hospital.—101 patients were admitted during the year, 72 were discharged, 16 died, and 88 remained at the end of the year against 73 for the previous one. The rate of mortality was much lower than that of the former year.

Native Infirmary.—1,330 patients were admitted during the year. Of this number 322 died, making the percentage of mortality 41·30. Spasmodic Cholera of a highly virulent type was among the most prominent diseases.

Idiot Hospital.—89 patients remained at the beginning of 1861 and 103 at the end of the year. The changes by admissions and discharges were numerous; 25 of the idiots died.

Foundling Hospital—This institution was opened on the 1st July 1861. 8 children were received from the House of Industry, 11 from the Police, 20 from the monegar choultry, and 14 from the native Infirmary, making a total of 53. Of this number 21 were discharged, 12 transferred to the Infirmary, 1 deserted, and 19 remained. The children are taught by a schoolmaster, and the building is said to be clean and well-ventilated.

Lunatic Asylum.—49 patients remained in the Asylum at the end of the year. The accommodation for natives being very limited, many applications from the Mofussil for the admission of dangerous lunatics were refused. Although cholera raged fearfully round the asylum during the year not one case occurred within the walls. There were 5 deaths.

Eye Infirmary.—The number of persons treated has decreas-

ed slightly during the year, the principal decrease being among natives. The number of cases is 2,944 against 3,067 of the previous year.

Lying in-Hospital.—The working of this institution has been most satisfactory, both as a school of practical midwifery for midwives and medical students and in the amount of actual service to poor women. The number of deliveries was 1,086 shewing an increase of 158 over the former year.

Male Asylum.—With the exception of an epidemic of ophthalmia the inmates have been healthy.

Female Asylum.—The average strength of inmates was 205. Although the amount of serious sickness was less than in the former year, the number of admissions to Hospital has been greater, owing principally to the prevalence of skin disease. The domestic training of the girls in household work has received much attention during the year.

MOUNTAIN AND MARINE SANITARIA AND MEDICAL AND STATISTICAL OBSERVATIONS ON CIVIL AND MILITARY STATIONS.

1858 to 1862.

THE following is a digest of the Inspection Reports compiled between the years 1858 and 1862 by Dr. D. McPherson, Inspector-General of Hospitals, Madras Presidency. This inspection occupied four years and one month for its performance, and involved journeys by land of 12,356 miles, and by sea 11,566 miles. The leading objects were, "to inquire into and report upon the sanitary condition, state, construction, adaptation and defects of all public buildings, barracks, hospitals, &c.; to ascertain that the sanitary requirements of Jails are strictly observed; to investigate the causes of any unusual sickness or mortality amongst troops, prisoners, &c.; and to report fully on all subjects affecting the healthiness or otherwise of buildings, localities, or stations." The several stations are arranged alphabetically.

Amherst.—This is a promontory washed on one side by the sea and on the other by the Moulmein River. It is well elevated, and if cleared from the dense jungle which covers it, and properly drained, Amherst would become a highly desirable coast locality for invalids.

Andaman Islands.—The attention of the Inspector-General was directed to these islands as sanitarium, not, however to the large island, but the different islets in the Port. Formerly, from want of clearing, the mortality among the convicts here was excessive, but now from the progress of cultivation a degree of health is enjoyed here which is attainable nowhere else but in the Hills. Good water is easily procurable by sinking wells, and all tropical fruits and vegetables grow luxuriantly. The medium temperature for the years 1858-60 was 81°, and the average rain-fall 116.

The Annamally Hills.—This range runs nearly parallel with the sea; its sides are usually covered with jungle but this is now disappearing. In the more lofty portions of these mountains, that is, about 7,000 feet above sea-level, there are vallies of some extent. Following the course of the Toonocuddoo river upward a beautiful undulating valley is reached, nearly equal in extent to that of Ootacamund and at an elevation of 6,000 to 7,000 feet. The climate is bracing, and invigorating, and the locality well deserving of attention.

Arcot.—This was formerly the Mahomedan capital in the Carnatic. It is occupied only by recruits from England and European and Native invalids. All European drafts are sent in the first instance to Arcot. For this purpose it appears very ill chosen, the heat being most oppressive. Cholera of a low and fatal type is endemic in the native town.

Bababooden Hills.—These are situated about 40 miles to the west of Shemoga and 80 miles north-west of Bangalore. Their highest elevation is 5,780 feet above sea-level. There is a good supply of water and the climate is hardly inferior to that of the Neilgherries. The scenery is of romantic beauty, and all European vegetables and fruits attain here great perfection.

Bangalore.—This is one of the finest climates in India. No part of the Mysore territories is more free from the influence of miasma; remittent fever is almost unknown. The climate is particularly congenial to the European constitution, and with invalids, convalescence is usually rapid. Though the sun is powerful, in the shade the temperature is most agreeable, and blankets are indispensable at night. Thermometrical observations during five years give the following results:—

Annual mean temperature in shade	76°
The average highest range	81°
Do. lowest range	69°
Do. variation in 24 hours	10°

The average annual fall of rain is 45 inches.

Bassein.—This town is the extreme south-west of the British

possessions in Burmah, and is situated on the left bank of the first direct offshoot from the Irrawaddy to the sea. Although the climate is healthy, the mortality in the jail ranges high, having been as high as 22 per cent. to strength. This high death-rate is attributed to the overcrowding which takes place in the jail and which is strongly reprobated.

Bellary is the head quarters of the Ceded Districts, and is 1,600 feet above sea-level. From the scarcity of trees the country has a sterile appearance, but on the first rainfall the plains are covered with luxuriant vegetation. The climate is characterized by its extreme dryness; the fall of rain being less than in any other part of India. The thermometer ranges from 96° to 100° in the shade up to the end of September after which the temperature falls at times below 50° in the open air. A new military hospital is in course of erection.

Booldana is on the range of table-land extending from Luckenwarra to Adjuntah; it is about 1,000 feet above the plain. Its character for salubrity is very high, and for the last twenty years it has been a resort of Europeans from Jaulnah and Aurungabad.

Calagouk or Curlew Island.—This island is one of those localities which appear to be eligible places of resort for invalids whose health requires sea-air. The climate is exceedingly agreeable, the nights being cool, and the days not too warm. The sea-breeze blows all day and a blanket is required at night. During May and June the thermometer averages during the day 75°, in the hottest weather 88°. Excellent water is procurable by sinking. Besides ample space for private residences, abundant space for 1,000 men is available. Its proximity to the principal stations in Burmah should give it much value as a sanitarium. See page 358 of Volume VI. of the "Annals."

Chiculda is on the Vindhia or Gavulghur range of hills, in latitude 21° north and longitude 77° east, and about 3,600 feet above sea-level. The average of thermometer is under 71°. Annual fall of rain from 45 to 55 inches. European vegetables thrive here.

Chingleput is thirty-five miles south-west of Madras. It is placed in a valley near an artificial lake. The Hospital for native veterans and prisoners is within the fort; it is quite unsuited for the reception of sick. It is recommended that this building be pulled down, and a new one erected in a more elevated spot.

Chittoor is enclosed generally by barren hills, and is said to be 1,100 feet above sea-level. Palmanair at the top of the tableland, 24 miles west of Chittoor is a favorite summer retreat. Though

the sun is powerful, the nights and mornings are always cool. During the last year 7,142 patients were prescribed for at the Civil Dispensary.

Cocanada.—At this port there is a considerable community of Europeans. There is a Seaman's Hospital and Civil Dispensary.

Cochin.—This port is daily rising in importance. The climate here is always moist, and though seldom very hot, is never cool or bracing. The maximum of the thermometer is 85° and the minimum 78°. At the Civil Hospital the number of patients in March 1858 was 474. The supply of medicine is insufficient, and an additional native Dresser is wanted.

Coimbatore.—The town and station are 1,483, and the district generally 900 feet above sea-level. The climate is salubrious. The hospital accommodation is not at all good. 6,462 persons sought relief from the Dispensary in 1857. The troops stationed here are very healthy.

Coonoor.—This station has the mildest and most equable climate on the Neilgherry Hills. It is 5,760 feet above sea-level. In July 1858, 257 persons were treated daily at the Dispensary.

Cuddapah.—This station is noted for insalubrity. Fever prevails greatly, and cholera is an annual epidemic. Last year 4,018 persons were relieved at the Dispensary. The native Surgeon is very efficient. The jail is very low and ill-ventilated, and the rate of mortality is consequently very high. The percentage of sick to strength is 128·74 per cent. and of deaths 12·77. The jail requires to be altogether reconstructed.

Cuddalore.—The climate here is very equable, and although considered relaxing, is favorable to convalescence from acute attacks. It is a Depôt for pensioners and invalids. The Hospital and pensioners's lines are situated in a most unhealthy locality, on the muddy bank of a swamp. The admissions into Hospital average 60 per cent. on strength, and the deaths 10 per cent. on number treated. The jail hospital is highly unhealthy and unsuitable. The Depôt hospital is most useful; the number of patients treated in 1856 being 8,550, and the number has increased annually.

Cumbum.—This outpost is midway between Ongole and Nundial. Here is one of the finest artificial lakes in India, which is forty miles in circumference. The garrison consists of 124 Veterans. Their quarters are ill chosen being contaminated by the offensive effluvia from the Fort ditch, which should be filled up.

Cuttack.—This is a very healthy station situated on the angle formed by the Mahanudra and Brahminy rivers. The stagnant

water of the Fort ditch becomes an exciting cause of disease among the troops during the dry season, but has been lately somewhat remedied.

French Rocks.—This station is six miles from Seringapatam, and was abandoned as a military station on account of its unhealthiness. It is 2,030 feet above sea-level, and very liable to outbursts of fever.

Galee Kondah or *Purvatum.*—This is situated in the mountains to the north of Vizagapatam, and is suitable for a mountain sanitarium for the army. The approximate elevation is 3,000 above sea-level. There is abundance of good water. Fever however has been known to occur, though rarely. A Committee sent for the purpose of reporting on this place, state that it is beyond question a most desirable position for a sanitarium.

Gooty.—At this station troops are generally healthy. The hospital is spacious and well-ventilated.

Guntoor.—This station is forty miles from the sea and eighteen from the river Kistna. It has been much improved of late and is considered remarkably healthy. The jail is a well constructed building but badly ventilated. The hospital is a very wretched building, yet at the date of report out of 142 prisoners, there were none the sick report.

Henzadah is the first civil station on the right bank of the Irrawaddy above Rangoon. It has always borne a good name for salubrity. The thermometer ranges in the hot season from 85° to 100° in the shade, and during the rest of the year from 50° to 85°.

Honore is a town on the Western Coast containing about 12,000 inhabitants, it is very healthy and cholera had never been known to visit it. The average sick in the Jail is 6 per cent. per annum.

Hyderabad is the capital of the Nizam's dominions, the climate of which is considered one of the most salubrious and pleasant in India. The area of the country is estimated at 90,000 square miles, its average breadth is two hundred and seventy, and its length three hundred and twenty miles, and the population of the country falls little short of 10,000,000. The general surface of the country is regular and undulating. The most elevated portion of the plateau is Beeder, being about 2,000 feet above sea-level. On the Lackenwarra and Adjunta range of hills to the north-east, there is some table-land reaching an elevation of 2,700, and on the Vendya or Gwalybur range, still further north, the altitude reaches 3,600 feet. The capital is 1,672 feet above the sea-level. It is a fortified city erected

on the *Mussay* river, a tributary of the *Kistna*, latitude $17^{\circ} 20'$ north, and longitude $78^{\circ} 83'$ east. Its population comprising *Rohillas*, *Arabs*, *Affghans*, *Pattans*, &c. is estimated at 200,000. It is the stronghold of *Mahomedanism* in the *Deccan*. The city is about four miles in length and three in breadth, it is enclosed by a stone-wall, and has narrow, crooked, ill-paved, dirty streets and poor houses, chiefly built of wood. The average annual rainfall is thirty-two inches. The city is eminently unhealthy, it may be said to be a focus for disease at all seasons. *Cholera* is never absent from it.

Hurryhur.—This cantonment is a frontier station in the Province of *Mysore*, 1,500 yards from the right bank of the *Toongabuddra*, and possesses an elevation of 1,900 feet above the sea. It is under the influence of the sea breeze, and both monsoons, it is therefore generally pleasantly cool. The Cantonment is generally healthy, but occasional severe visitations of *cholera* occur. The Agent's inquiries placed beyond all doubt the fact that this magnificent country paying a tribute of only 16,000 *Rupees*, has vast resources wholly undeveloped and yields only a revenue of a lakh of *Rupees* amid anarchy.

Jaulnah has been fixed on by the Commander-in-Chief as station for *European* soldiers. The site of the barracks is well chosen and it is in contemplation to station a large force here. An excellent position has also been fixed on for the hospital.

Jeypore.—The table land on which this town stands has an elevation of 900 feet above sea-level. The mistaken impression that this district has acquired for unhealthiness has operated to prevent all intercourse, the climate having become a perfect bugbear. The recent expedition of the Government Agent will in some degree aid in removing these false impressions. The Agent's party consisted of 100 persons. The highest elevation they attained was 2,783 feet. The maximum of the thermometer in shade at noon was 84° , the minimum 42° .

Juggiappett on the Kistna is on the boundary between the *British* territories and those of the *Nizam*. The Superintendent Surgeon has reported unfavorably on the salubrity of this post.

Kamptee, is the headquarters of the *Nagpore* force, and stands 939 feet above sea-level. The site has been chosen without regard to the most ordinary sanitary considerations, being on the bank of a river, the channel of which is generally exposed. This together with the wretched system of drainage and the filth around the cantonment fulfils all the conditions requisite for the production of *malaria*. It has long been notorious for fever of a severe form, and also apoplectic seizures. The lowest

mean temperature is 68° and the highest 96° to 104° . The average fall of rain per annum is 40 inches.

Kimedy is the hill tract occupying the western border of the Ganjam District. The station is 400 feet above sea-level, and from April to July is exceedingly hot. Fevers are the prevailing disease.

Kurnool, although 900 feet above sea-level, is in reference to the surrounding country quite in a hollow. In a sanitary point of view no position can be worse than this for the habitation of man. The officers reside in a spot which is in some places lower than the bed of the river, drainage of course is there impossible. The whole population 23,000 persons, are massed in a confined space in this low locality. Malignant syphilis, fever, small-pox, ophthalmia and cholera are always present. The climate of Kurnool beyond the town is healthy though hot. A site has been selected here for a cantonment. Nundial which has been fixed on from its central position, as the residence of the Sudder Judge is an injudicious selection, as regards salubrity. The jail is clean, and the prisoners in fair health. The population of the city may be reckoned at 23,000 persons, half of whom are Mahomedans, and all are massed together in a contracted space in this low locality. When cholera makes an inroad into the city, it works fearful havoc. The last outbreak in May and June carried off four Europeans out of the small European community; forty-one out of the Regiment, and close on 2,000 out of the town.

Madras.—This city stands on a plain which is in some places but six inches above sea-level at spring tides. The water used for drinking is very pure. The system of drainage is very imperfect, consisting merely of open sewers which emit most offensive and malarious effluvia. Public latrines have been erected in and about the city with the best sanitary results; much, however, remains to be done. The temperature ranges from 76° to 88° . During the months of August and September cholera is epidemic, and typhoid fever and bowel disorders also prevail. Except at these seasons Madras is tolerably healthy. The population, embracing an area of thirty square miles, is estimated at 800,000, that of the city and suburbs, within three miles around Fort Saint George, and enclosing a space of ten or twelve miles in circumference, comprising the towns of Royapooram, Vepery, Chintadrepett, Poodoopett, Egmore, Triplicane, Royapettah and Saint Thomé, has a population of about 400,000. The citadel of Fort Saint George is on the beach, surrounded by a plain, on the north side of which is the Black Town, whose population exceeds 100,000 persons. The site of

this city formed the first territorial acquisition by the British in India, permission to erect a fort having been obtained in 1639. It is badly situated for a commercial capital having an open roadstead, indifferent anchorage, and surf-beaten shore.

Madura.—This civil station is healthy and the native town is one of the cleanest and best drained in the Presidency. The present Jail, which consists merely of old houses patched up, is about to be abandoned a site for a new one having been fixed on. Diarrhœa is the prevailing disease. In the detachment of Native Infantry stationed here there were no sick.

Malacca.—The territory attached to this Settlement lies between the Malay States of Salangore and Jehore. The mean length of the Province is forty miles, the average of breadth being twenty-five, comprising an area of 1,000 square miles, and it is computed to contain a population of upwards of 70,000. The Town is divided by a river of the same name, which is navigable for small boats from fifteen to twenty miles inland. On its left bank lies the picturesque hill of St. Paul's, on the summit of which are the ruins of the Portuguese Cathedral of St. Marie. This is supposed to be the oldest settlement by Europeans on this side of the Cape, and there are graves in this Church bearing the date 1540. On its slopes are the Government gardens, and around its base are the Stadthouse or Government house, the Church, Jail, Hospitals, and most of the houses of the Civil and Military community. The bazaars are chiefly on the right bank of the river, and the streets run parallel with the coast. In these are many substantial houses occupied by Dutch, wealthy Chinese, and Malay inhabitants. Drainage is well attended to, and conservancy generally receives every consideration in the town and suburbs. The temperature is moderate during the day and cool at night, still the absence of a hot and cold season enervates the frame. The average range of the thermometer in the shade is from 75° to 85°. Of the troops garrisoning Malacca the average daily sick has been, of the Artillery $2\frac{1}{2}$ per cent. and of the Infantry 8 per cent. Very few deaths have occurred. The Sepoys at present occupy a miserable range of barracks, their accommodation being much inferior to that provided for the convicts sent here. For sanitary considerations alone the new barracks, which have been in contemplation for some years, should at once be built. The Hospital is badly ventilated has low roofs and insufficient space for the sick. In addition to this the water used by the sick percolates through the general cemetery into the hospital well. This calls urgently for reform.

Mangalore, is the principal civil and military station in Ca-

nara, and is close to the sea. The climate has a depressing effect on Europeans. The prevailing diseases are dyspepsia and bowel disorders. The Dispensary building is lofty and well ventilated. The jail stands on an elevated site, and is well-ventilated and very clean. The ratio of sickness and death is high, chiefly among prisoners from the hills, who suffer in this low damp climate. The average rainfall is 120 inches or ten feet per annum. Fish-liver oil is manufactured here for the use of the Medical Department, but it is of an inferior quality.

Masulipatam.—This is the head quarters of the Collectorate and of a Regiment of Native Infantry. The climate is very hot and moist in the hot season and equally cold in the cold season. The station Hospital is in the Fort which is situated in a salt morass, the locality of course is highly insalubrious. The Civil Dispensary at present occupies a private bungalow, but a new hospital is being erected. Patients come for relief from great distances. In 1857 6,855 persons received relief. The jail hospital is clean and well ventilated; the prisoners looked strong and healthy.

Mercara, is the capital of the territory of Coorg; it is 4,500 feet above sea-level. The climate is eminently healthy. It is under the influence of the south-west monsoon, and the rains continue from the beginning of May to the end of October. During the remaining six months the weather is delightful although the average rainfall is 120 inches per annum, yet in consequence of the slope of the hills there is no accumulation of surface water. The maximum temperature is 79° and the minimum 52°. Exercise can be taken in the open air at all hours during the greater part of the year. The Hospital is a tiled well-ventilated building, which possesses every convenience. The men of the Military force are very healthy. In the Civil Dispensary 776 sick received relief during the year, and 2,293 infants were vaccinated.

Mergui.—This station lies on the Burmese coast between Moulmein and Tavoy south. The surface of the country undulates and is studded with low hills densely wooded. It is the most humid station in Burmah. It is remarkable for its salubrity. The maximum temperature is 93°, minimum 63°, and mean 78°. The average annual rainfall is 180 inches. The Civil Dispensary is of great value to the native community, whose ill-drained dwellings cause much sickness among them. An average of 18½ per cent. received medical aid from the Dispensary last year. The appointment of Civil Surgeon, which is not permanent, should be made so.

Moothoor Hill.—This hill, which is one of the Puchmuree chain, was suggested by the Rev. S. Hislop as a sanitarium. It is distant from the extensive Military Cantonment of Kamptee 105 miles. The plateau is $1\frac{1}{2}$ to $\frac{3}{4}$ of a mile wide, and a cart road exists which could easily be prolonged if occasion required. In August 1860, the hottest season there, a Committee of Military and Medical officers were sent to explore the locality; they report that they found it cool and fresh in the morning, moderately warm in the day, and cool at night, with westerly breeze. Its height above sea-level is 3,400 feet and surface drainage is complete and rapid.

Moulmein.—This town commands perfect drainage both from its elevated position, and from the height of the cbb and flow of the tide which exceeds 18 feet. Still a system of conservancy is required to remove surface filth. The climate is favorable to health. In the convict establishment there were in May of the year under report 1,505 prisoners; the number of sick was but 98. The sanitary arrangements of the jail are highly satisfactory. The General Hospital is of great service, and much appreciated by the inhabitants. During the year there were 377 Europeans and 594 Natives in-patients, and 960 Europeans and 4,810 Natives out-patients. Of these one-third were from syphilitic affections. A Lock Hospital is urgently needed. The maximum temperature is 100° , the minimum 69° , and the mean 80° . The average annual rainfall is 190 inches.

Mulliaporum.—This out-station is 36 miles inland from Calicut. The health of the troops here has been and is, excellent, only two men being on the sick list. A charitable Dispensary has been recently established which is of great service to the community. The barracks and hospital are built on an elevation, and are lofty and well-ventilated.

Mysore is the capital of the province and residence of the Rajah. At the Hospital the poor are fed and receive medicine. The number annually relieved is about 900. Fever is the most prevalent disease.

Myan Oung.—This is a large town on the right bank of the Irrawaddy. Its character for salubrity is good and it is easily drained. A system of conservancy is required for the removal of town refuse, and the opening out of drains. A Civil Dispensary is also required. The hospital is a creditable building and well-cared for. The maximum temperature is about 95° during the months of March and April; and for the rest of the year ranges from 50° the minimum to 85° the maximum.

Negapatam possesses an equable and moderate temperature and a very salubrious climate. The troops stationed here are

very healthy. The Civil Dispensary has afforded much aid to the military at this place. The Jail and Jail hospital are in a wretched state; the prisoners are sickly and suffer much from diarrhœa.

Neilgherry Hills.—These run north-west and south-east; the highest is called Dodabetta, being 8,610 feet above sea-level. The climate is peculiarly favorable to Europeans. That of the station of Ootacamund is the most trying from its sudden changes during the winter months. The climate of Coonoor is not sufficiently invigorating as a residence for children, but that of Khotagherry is most favorable for their growth and muscular development.

Nellore is situated on the right bank of the Ponnar river, 18 miles from the sea. The Hospital is a good building and ample for the wants of the garrison. The Jail and its hospital are well raised, and airy. Though an inexpensive structure it is one of the best in the Presidency. Of 318 prisoners in the Jail, but three are on the sick list. The Civil Dispensary is also an excellent building. During the year under report 4,203 sick received relief.

Ongole.—The hospital at this outpost has been lately constructed. It is well raised and ventilated.

Palaveram.—This is the chief Depôt for all sick Detail from Regiments on service beyond sea and out of the Presidency. Cholera has never been known to visit this place epidemically; fever and its terminations for the majority of the cases.

Penang.—The climate of this island, though relaxing, is said to be favorable to Europeans. The thermometer on the plain ranges from 70° to 90° and on the hills, from 64 to 76°. The average rainfall in the plain is 68 inches per annum, and on the hill 110 inches. The climate of the high lands is said to resemble that of Funchal. The climate of Province Wellesley is yet more healthy than that of Penang; the average temperature being less and the rainfall greater. The Hospital accommodation is quite inadequate to the wants of the place. The Native Infantry lines are well elevated and ventilated. Through faulty arrangement with respect to the sepoys' cooking facilities, numbers of them suffer from dyspepsia and diarrhœa. The sewerage of the town and suburbs of Penang is very imperfect. Good water is available in abundance.

Poonamallee.—Here drafts of invalids and unfits from up-country are received. The barracks of the men are wretchedly unsuitable for the climate. The men are crowded in them to an intolerable extent and there is no ventilation. The hospital

is even more objectionable than the barracks and the ditch surrounding it gives off highly injurious mephitic exhalations.

Pulney Hills.—The climate of these hills is eminently adapted for the unimpaired European constitution and the valetudinarian. Their highest point is about 8,000 feet above sea-level. The maximum temperature is 72° and the minimum 22°. There are more clear days on the Pulneys than on the Neilgherries and the climate is less damp.

Rajahmundry—The Jail is totally unfitted for its present use, consisting of a succession of bomb-proof low ill-ventilated buildings. At the Civil Dispensary during the year 1858 the number of patients treated was 3,879. Both the Station Hospital and the Civil Dispensary are well-arranged, well-ventilated and clean.

Ramandroog.—This hill station is 38 miles from Bellary; the head quarters of the Ceded Districts, and ever since its formation 12 years ago has proved itself "one of those valuable islands in the plains which has sanitary excellences peculiar to itself." The greatest elevation of the plateau is 3,400 feet above sea-level and 1,825 above Bellary. The annual mean temperature is 77.9 and the rainfall 55.11 inches. The mornings and evenings throughout the year are always cool and delightful, and even when the temperature of the thermometer rises higher than ordinary no inconvenience is felt. To secure the entire control of this hill, it is recommended to purchase it from the Rajah of Sundoor, whose property it is. Measures of conservancy could then be carried forward which are now much needed.

Rangoon.—The climate of this city is decidedly more salubrious than that of the majority of stations on the opposite coast, the night being cool throughout the year. The maximum temperature is 100°, the minimum 58° and the mean 79°. The average state of health of our European soldiers in Rangoon will bear comparison with that of the most favored stations in India. The military hospital and all relating to it were in admirable order. The Detail hospital also is deficient in nothing. There has been no death in either of these for about fourteen months. Out of a strength of 770 the proportion of sick was 40.85. The good health enjoyed by the troops is attributed in great measure to the rational enjoyment provided for them by the soldiers' garden. Disease in Rangoon is chiefly of a sub-acute character, and during the rains is too relaxing for convalescents.

Russelcondah.—This station is distant from the sea fifty miles. Its height above the sea is 150 feet. The surrounding country is hilly and covered with dense jungle. In summer the heat during the day is intense and the nights oppressive. During the winter, the cold is at times piercing.

Saint Thomas Mount.—This is the head quarters of the Madras Artillery. The climate is similar to that of Madras but two degrees warmer. The Cantonment Hospital is one of the best in the Presidency, and is provided with every requisite convenience. The Horse Artillery and Golundauze hospitals are less commodious but superior to any hospitals at other stations.

Salem.—This station is 1,070 feet above sea-level. The Civil Dispensary is well raised and ventilated, and much resorted to. A new jail on the solitary confinement principle is in course of erection. Cholera and intermittent fever have been endemic at this station for many years, but the Sanitary Committee have now drained the streets and an improvement in healthiness is hoped for.

Samulcottah.—This cantonment is placed in the lowest and worst possible position. It is six miles from the sea, and little above its level. Syphilis and a light form of ague are the prevailing diseases. Dr. Donaldson of this station recommends Oopada, which is situated on a promontory twelve miles distant, as a seaside sanitarium. There is also a good harbour and anchorage.

Secunderabad.—This is the head quarters of the Hyderabad subsidiary force. It is 1,800 feet above sea-level. The new European Barracks are perhaps the most commodious and handsome of the kind in India. They stand on a piece of ground given to Government by the Nizam and enclose a space of two-and-a-half square miles. The buildings stand actually on $14\frac{1}{2}$ acres of ground, and the total area occupied by them amounts to $220\frac{1}{2}$ acres or more than one-third of a square mile. The quantity of air supplied for each man amounts to 4,000 cubic feet. The Hospital is also a very superior building and will accommodate 140 patients exclusive of women. There are separate wards for severe cases, and a well-arranged Dispensary, besides bathrooms, clothesrooms, and other conveniences. The cost of the buildings was about $13\frac{1}{2}$ lakhs of Rs. or £1,35,000 sterling, and, assuming five per cent. as the rate of interest, we find that each man is lodged at the rate of $1\frac{3}{4}$ pence per day. The persons who receive relief at the new Hospital at Trimulgherry consist of the Europeans of the Ordnance and other Departments and about 2,200 natives, camp-followers, lascars and prisoners. The prevailing disease among the latter is fever.

Seedashagur.—This station appears to be particularly healthy, not a single case of cholera having occurred here for the last six years. The Hospital is a good building. There are many favourable and elevated spots around.

Shemoga.—The hospitals here are good. They consist of a

Hospital for Brahmins and a Soodra Hospital for all other castes. The average number of sick in Hospital is 30, and the daily average of out-patients attending the Dispensary is 65 persons.

Shevaroy Hills.—These Hills form one boundary of the Salem valley. Their altitude is computed at 5,200 feet above sea-level, but the general height of the table land does not exceed 4,600 feet. The climate, if not so bracing as that of the higher mountain ranges, has the advantage of not being subject to these extreme alternations of heat and cold common to higher plateaus. The prevailing winds are north-east and south-west blowing each steadily for six months. The thermometer during the month of August averages in shade 71° ; and for the first six months of the year the maximum average, inside the house, is $72\frac{1}{2}^{\circ}$. These Hills are highly suitable for barracks. The following are successfully cultivated—wheat, potatoes, loquat, mustard and Brazil cherry.

Shoay Gheen.—The features of the country round this station are very diversified; there being well-watered valleys, elevated table land, and high mountains. The high land is clothed with pine forests and at an elevation of 3,000 feet equal to what is found in India at double that height. The Cantonment is on an elevated plane, on gravelly soil and excellent well water; still the mortality among Europeans at the station has always been high. Fever is the prevailing disease. There is a small Jail and Civil Dispensary.

Sircy, North Canara.—Sircy is the head quarters of the Civil Department in this District. The climate is peculiarly agreeable and the temperature very equable throughout the year. The elevation above the sea is about 2,000 feet. The thermometer ranges from 75° to 85° . The prevailing disease is quotidian fever. Remittent fever is rare and the climate is considered healthy. The prisoners in the jail were healthy.

Singapore.—This is an island off Point Romania, the extremity of the Malayan peninsula. The general surface of the island averages from 20 to 30 feet above sea-level. Low hills are numerous varying from 50 to 200 feet high. *Bookemata*, a hill in the centre of the island has a height of 517 feet. To Europeans the climate is agreeable. The atmosphere is very moist there being usually a fall of rain every week. During the day the heat is intense. The temperature is very uniform seldom rising higher than 86° or falling below 70° , nor does it vary more than 4° or 5° in the twenty-four hours. The drainage of the town of Singapore is as bad as possible. In some places there are deep foul open sewers on each side of the street, and crossed

by planks. Some of the streets have shallow surface drainage and others none whatever. There is also a want of a proper system of conservancy. The prevailing diseases among the Chinese, who form the bulk of the population, are cutaneous and leprous disorders, phagadenic ulcerations, anasarca and bowel complaints, all attributable chiefly to their gross feeding. Among Europeans febrile disorders and disorders of stomach and bowels are the chief diseases. There is but one pauper Hospital where the average daily sick numbers 200; these consist almost exclusively of Chinese suffering from ulcers and leprosy. All Civil Medical Establishments in the Straits are under the orders of the Calcutta authorities. The Seaman's Hospital is an excellent building, well adapted for its purpose and well attended to. The Convict Hospital is also an admirable establishment. In this enfeebling climate the physique of the European soldiery is apt to deteriorate, from the insufficient amount of sustenance supplied by their rations; it is therefore strongly recommended that an addition be made to their food to supply this deficiency.

Tanjore.—This civil station is situated 33 miles south of Trichinopoly. The city consists of two portions separately fortified, one containing the Rajah's palace. The climate is very healthy, and the inhabitants generally attain a great age. The European troops here are comfortably housed and the sick are placed in a roomy, well ventilated building.

Tellicherry.—This station is 15 miles distant from Cannanore. Its salubrious climate is generally acknowledged. The annual rainfall is from 120 to 140 inches. The Jail Hospital is unsuited for the reception of sick. The Prison is lofty and well-ventilated. There is no public Dispensary.

Thayetmyo.—This is the principal Civil and Military station on the western frontier of British Burmah. Its elevation above the sea is 260 feet. The average maximum temperature is 105°, the minimum 45°, and the mean 78°. The average annual rainfall is 40 to 50 inches. In the European force here the average sick throughout the year amounted to 7½ per cent. Ephemeral fevers and syphilis are the prevailing diseases, the latter prevails in this station to a frightful extent. In the native Regiments the prevailing diseases are rheumatism and syphilis. The Detail Hospital for all followers in Public employ, of whom there are an average of 1000, has an average sick list of only fifteen. The difference between this and the average of healthiest regiments is striking.

Tinnevely and Palamcottah.—These are contiguous and may be treated together. The climate is very equable. The Civil Hospital is much resorted to by the natives. The average

number treated during the year was 29, and out-patients 129. Cholera is rare here, and small-pox has been almost unknown for seven years. The Jail accommodation is too limited. The Jail Hospital is commodious and well-ventilated. The percentage of sick is about five per cent. Diarrhœa and fever are the prevailing diseases.

Tonghoo.—This station occupies an excellent position on the right bank of the Sittang river on an elevated plateau of gravel and sand. In a sanitary point of view the situation is very judiciously chosen. Its elevation above the sea is 280 feet. The average maximum temperature is 100°, the minimum 60° and the mean 75°. The average annual rainfall is 76 inches. The barrack and hospital accommodation for the European Artillery is ample, but the buildings are too much crowded. The diseases of the men are not grave. The barracks of the 69th Regiment are also far too close and the drainage is very defective; as a natural consequence there was much illness. The prevailing diseases are fevers of a low type, and syphilis. The Hospital used for the 2nd M. N. I. is a good building, raised and well-ventilated. The prevailing maladies were syphilis and its complications.

Tranquebar—This station was until lately a Danish Settlement. The climate is highly spoken of for its salubrity. It has been proposed to make this station the sanitarium of the Southern division in consequence of a number of buildings being in existence well adapted for barracks for European soldiers.

Trichinopoly.—This forms the head quarters of the Southern division. It is placed on an extensive plain. The climate is very hot but is considered healthy. The Bomb-proof buildings used as a Garrison Hospital are unsuited for sick, being surrounded by houses and without ventilation. The Hospital for European troops is a commodious lofty well-ventilated building. A lavatory and bath-room are required.

Vellore.—This station formerly was unsurpassed in salubrity, but now cholera has become endemic, and fever and rheumatism are prevalent. This is attributable to the increase of population within the cantonment which has not been increased in size. The Garrison Hospital consists of one long ward of good breadth but deficient in ventilation, and much too small for the number of sick. The Jail is clean but ill-ventilated. The number of sick treated daily in the Civil Dispensary was 100.

Vizigapatam.—This town and fort are situated on a small bay. It is perhaps the most salubrious spot in the Madras Presidency. The Garrison Hospital is described as being so com-

pletely unsuited for the purpose to which it is devoted, three-fourths of the patients not only derived no benefit from medical treatment but actually left in worse health than when they entered. The Civil Hospital and Dispensary now being erected occupy a very favorable position, are well raised and will be thoroughly ventilated. The Jail Hospital is "a cell without ventilation." The prevailing diseases are fever, rheumatism, syphilis and ulcers.

Vizianagram.—The climate of this station from September until March is highly salubrious, but the heat is intense in May and June, and the winter is cold. The hospital was being enlarged. Fever, rheumatism and venereal diseases are the prevailing maladies.

Prostitution.—In consequence of its intimate relation to the health and efficiency of the army generally, Dr. MacPherson has devoted a special paper to the difficult question of prostitution. From the Army Statistical Reports, we find that the average proportion of admissions into hospital from venereal diseases among the Army at Home is 267 per 1,000 or more than one-fourth. It is calculated that on the lowest average each man is 15 days under treatment. In India the case is no better. When visiting the hospital of H. M.'s 66th Regiment at Cannanore it was found that 25 per cent. of the cases under treatment were venereal, and of a bad type. At Poonamallee, the Depot of H. M.'s Regiments in the Presidency, close enquiry proved that the great majority of European invalids have their constitutions more or less impaired by syphilis. It seems useless to indulge the hope that this disease can be entirely banished from the Army; at the same time it is highly desirable to reduce it if possible to a minimum. To the majority of soldiers, marriage is forbidden, and they seek to gratify their appetites, reckless of the consequences. To control this "social evil" the aid of the Magistrate is needful, and the result of communication with many Civil Magistrates of ability is the opinion that, in all Military Cantonments, prostitution must be placed under license and control. To do this, the legislature should empower local Governments to pass "rules for the better prevention of the spread of venereal disease in cantonments and large towns." Every prostitute and brothel should be licensed and registered and open to constant inspection. A respectable Dresser and a couple of selected Peons would do all the work of the "respectable" brothels. The Police should be called on to check the low riotous brothels, and watch new comers. Lock Hospitals would then be of use. A lofty and well-ventilated ward should be added to every Civil Dispensary for the treatment of disease.

prostitutes and stringent rules drawn up for their management. Some measures of a prophylactic nature have become absolutely essential. Venereal disease has attained a most alarming height, and is working fearful destruction among our soldiers, uncontrolled by any measures of Government to check its progress. This subject deserves the serious consideration of those in authority. The evil is a shocking one, it is increasing daily, and it demands on every ground, moral and physical, our best efforts to root it up.

THE OPERATIONS AT THE ALGUADA

REEF LIGHT-HOUSE.

1861-62.

CAPTAIN A. FRASER, R. E., reports his proceedings to the close of the third season's work at the Alguada Reef. The work of the first season during the N. E. monsoon of 1859-60 consisted of cutting out the foundation to a depth at the lowest part of 7' 6" below high water spring tides. 700 tons of stone were removed. There was much difficulty in keeping the foundation free from water, which, with the least sea, was constantly filled. During the S. W. monsoon of 1860 no work could be carried on at the Reef, but during that time a quarry was opened at Callagouk Island and some stone prepared. During the second season at the Reef, in the N. E. monsoon of 1860-61, little could be done in consequence of the weather and high tides. Work was stopped on March 24th, 1861, up to which date 104 stones weighing 74 tons of the first course were laid, and the steps below filled up. During this season a second batch of Chinese were ordered from Hong-Kong, and the stones for the eight top courses of the solid of the Light-house were ordered from Singapore. At the urgent request of Captain Fraser the *Arracan* steamer was sent to the Reef for the purpose of conveying workmen and materials between it and Callagouk Island. During the third season (N. E. monsoon) at the Reef it was determined to do the work with convicts from Moulmein Jail directed by the free men at the reef. On arrival at the Reef it was found that all the unset stopes had been driven by the sea out of their places, one weighing a ton was 60 feet from its original place. The set stones were firm in their places. Against the 26th November 207 stones, some weighing as much as four

tons were discharged from the *Arracan* and lighters. Up to December 3rd, 70 stones of the first course were set, and 136 stones landed. During this month the weather was very unfavorable, the sea being very high and the wind strong.

Lighter No. 2 was nearly lost by the Bitts, which were wretchedly fitted by the Rangoon dockyard, carrying away. She was secured but with the loss of no less than five anchors. Between the 22nd and 25th the weather was so bad that some of the stones, weighing two tons, had been moved by the sea from the landing place into the foundation pit. 233 stones were landed during the next month, January 1862, and the third course was in progress. On the 23rd Captain Fraser started in the *Arracan* for Singapore to bring up the stone ordered from thence. During the voyage the *Arracan* grounded on "Free Island" in the Straits of Malacca, but got off apparently uninjured. There was some difficulty in getting ships to take the stone to the reef, the shipmasters being alarmed by the name; two were, however, procured. These vessels, the *Picciola* and *Polka*, together with lighter No. 4, and the *Arracan* took away altogether 548 tons of stone. During March 86 stones were landed from Callagouk at the reef and all the stone from Singapore. There was also a great deal of heavy weather this month which seriously impeded operations. During one severe gale, all the workmen were obliged to be taken off the reef, as their remaining would expose them to serious risk. April proved the best working month of the season, though dangerous as regards weather. On this account no workmen were allowed to remain on the reef at night, being sent from the vessels each morning and brought back at night. A passage was found between the reefs for lighters so that they could be sailed out at either end according to the wind. The whole of the stones to form the 5th, 6th and 7th courses, 288 in number and about 380 tons in weight, were successfully landed. The weather having begun to threaten, it was thought advisable at this dangerous season of the year to leave the reef and proceed to Callagouk Island. May proved an unfavorable month, the weather being severe. On arrival at Callagouk all the stone required from thence was found to be ready. Before going to the reef it was found that the *Arracan* would have to proceed to Moulmein for coal. Captain Fraser called at Double Island to inspect the progress of the work there. He found the ground cleared, and the foundation of the Light-house and part of that of the Light-Keepers' houses cut. At Amherst the rocking beam of the *Arracan* was reported to have failed, she could, in consequence, steam only half power. As it blew a gale during

the night the departure for Double Island was deferred until the next day. On arrival there the sea and spring tides prevented the landing of material, the *Arracan* therefore proceeded to Callagouk. There the *Lady Rawlinson* was found, from Singapore with 431 tons of stone. This arrival of stone was most opportune as it will enable the work to be proceeded with vigorously in the following November. The late gales having stirred up the sea to such an extent as to render further work impossible, the operations of the third season were brought to a close on the 15th May 1862.

The following is a statement of the number of ships seen by the *Arracan* in the 67 days she was actually at the Reef. It will give some idea of the service which the Light-house will do when finished. An allowance is made for ships that passed in the night.

Number of vessels seen	52
Steamers	4
			—
Total	56

Total per diem 112-67ths = 1½ths nearly. Leaving out ¼ths for the small craft which pass in the S. W. monsoon and giving 800 tons as the average of ships passing, we have 2,28,000 tons of merchandize passing the Light-house yearly. More accurate observations will be made on this point next season. In a former Report Captain Fraser expressed a hope that he would by this date have finished the solid of the Light-house, representing 26 feet in height. He has completed only 14 feet, but much more stone is ready there was anticipated. By 1st June 1864 he expects to finish the stone-work.

Mr. W. T. Blandford, of the Geological Survey, describes the Reef as consisting of hard compact sandstone, of rather coarse texture, and dipping with great regularity at an angle of about 45° to 39° E. of S., the strike or line of outcrop of the rocks being therefore very nearly from N. E. to S. W. He has little doubt but that this Reef is a peak, as it were, upon a submarine continuation of the axis of the mountain range, separating Burmah proper from Arracan. The general direction of this range however, whether subaerial or submarine, is much more nearly N. and S. than is the strike of the rocks on the Alguada Reef, and he is inclined to attribute to this change of direction the preservation of the Reef from denudation by the sea waves which have doubtless removed the continuation of the same ridge to the north and south, for, in consequence of the end of the Reef pointing to the S. W., the great force of the breakers in the S. W. monsoon is spent upon it alone, and not on the broadside of the line of rocks, the destruction of which is conse-

quently slow. He suggests that, to ascertain the rate of denudation, careful measurements be made, yearly, of the distance from the spot where the Light-house is being erected to the furthest rocks above water to the S. W. He has no doubt of the solidity of the Reef. It could not have resisted the violence of the sea, had it not been a very compact mass of rock. The circumstance of its being felt to tremble, when struck by heavy seas, is doubtless an ordinary case of vibration, and might have been expected. Explanatory photographs, sketches and plans accompany the report.

MADRAS FOREST DEPARTMENT.

1860-61.

CAPTAIN H. R. Morgan, the Officiating Conservator, submits the report for 1860-61.

Salem Forests.—A complete establishment has been organized for these forests, which had suffered much from the Railway pressure. The Penagram forests of Achawood are yet unworked, and if properly conserved will afford a good supply of timber.

Conolly Teak Plantations at Nellambur.—These consist of nearly 1,100 acres of young teak trees from the age of one to fifteen years. From want of funds the thinning of the old plantations has not been properly attended to, but a fresh grant of Rs. 6,000 having been made, this will now be remedied. A road through the Government Forest is contemplated.

Neilgherry Sholas.—An Assistant Conservator with two Overseers and 7 Peons have been granted for the due supply of wood and charcoal to the inhabitants. Residents at Ootacamund, Coonoor and Wellington Barracks are supplied from a shola in their vicinity. It is suggested that a road be made to the Devi Forest, 8 miles distant, which would open up a new part of the Hills and render firewood abundant.

Wellington Firewood Plantations.—These have not hitherto made the progress expected of them. The trench system, and a larger planting of the fast-growing Australian *Acacia Malissima* are recommended.

Cinchona Plantations.—Five valuable varieties of this plant are progressing favorably. Some 50,000 plants of the valuable *C. Succirubra* were almost ready for planting out. Seeds and plants from Kew were expected, and it was hoped that a thousand acres would shortly be stocked.

Tea Plantations.—The plantation of Mr. Mann produces tea, which, although manipulated by one not properly taught, is of a superior description. That of Mr. Rae is a young plantation of thirty acres, but daily increasing. The present system of grass-puttah holding by the Burghers must be put on a proper footing, before parties will come forward to colonise these hills. An upset price of Rs. 2½ per acre and Rs. 5 for shola-land would be sufficient for the fee-simple, the present rate for grass-land being excessive.

Sawmill in Ootacamund.—A sawmill is much required, which if driven by the surplus water from the lake would benefit both the public and Government. At present plank sawing adds 50 per cent. to the cost of the wood.

Anamallais.—The sales of wood in this Forest have fallen off more than thirty per cent. for want of axemen. In 1860-61 Rs. 44,078-2-5 were realized, against Rs. 67,259-10-5 in 1859-60. A new timber-slip is much wanted here, one made of logs of trees would not cost more than Rs. 3,000.

Mudumallai.—This Forest is rented from the Theropad of Nellambur and has supplied the Wellington Barracks with 150,000 feet of Teak at market rates. By this arrangement a lakh and a half of Rupees were saved by Government.

Sigur.—The sales of Sandalwood from this jungle have been most satisfactory. All ripe wood has been cut, and the young trees carefully tended. The Teak here has not been felled.

Wynaad.—Very little has been done in these Forests as yet. The prevention of illegal passing of timber, felling, and clearing for cultivation have been the principal steps.

Madura.—The conservancy of these Forests had but just commenced. An increased establishment had been applied for.

North Canara.—This important Forest had not fallen off though Mr. Müller complained much of his establishment being insufficient. The clearing of the Kalanuddy has been delayed, although a sum of Rs. 6,000 had been granted for the purpose. This would quickly be more than repaid by the quantity of valuable jungle woods which could be then cheaply brought down.

South Canara.—The operations in these Forests have been satisfactory. The Revenue from them was increasing. An additional establishment has been proposed and a grant of Rs. 3,000.

Cuddapah.—These jungles have been but lately taken over, and are worked on the license system. As the Railway passes through the principal jungles in Cuddapah the demand for wood is great.

Avenues.—These should be placed under Collectors, and the

heads of villages made responsible for the care of the trees. At present the Engineer Department has charge of them.

Firewood.—It will soon be requisite to plant extensively with quick-growing acacias to supply the enormous demand which increased daily. The use of peat does not seem to increase, the natives having an objection to it, on account of its producing no flame.

Government Gardens, Ootacamund.—These gardens had been much improved. The glass-houses have been of great service. The trees were healthy and growing very fast. The receipts from the gardens were increasing.

Financial Results.—These exhibit a profit of more than a lakh and a half of Rupees and a stock of timber worth nearly four lakhs. This report was considered by Government as on the whole not unsatisfactory, although from its not being submitted until the lapse of a year from the period it treats of, it is practically useless.

MADRAS CIVIL DISPENSARIES.

1860.

Madras Records, No. LXX.

THIS Report, furnished by Dr. Robert Cole, the Principal Inspector on 19th December 1861, is finally reviewed by Government on August 11th, 1862. The number of patients treated was 3,08,558, showing an excess of 35,546 patients over any previous year. The cost of the Dispensaries, exclusive of European medicines, was Rs. 1,08,200-15-5, or Rs. 10,146-2-1 in excess of the expenditure of 1859. Although the natives shew their appreciation of European medical art by attending the Dispensaries in large and increasing numbers, it is much to be regretted that the wealthy native classes cannot be induced to subscribe toward their support. The native women, formerly greatly prejudiced against European treatment, not only now attend freely but bring others for advice; this increase of confidence is very gratifying.

General Hospital, Madras.—The total number of patients treated in the Civil Department was 474, of these 29 died, and 14 remained at the end of the year. During the last five years there has been a large increase in cases of scurvy in the Mercantile Marine visiting the Port, due chiefly to bad or insufficient food and deficient supply of vegetables or limejuice.

Leper Hospital.—The number of Lepers treated during the year was 171; 58 were discharged, 38 died, and 75 remained at the end of the year. The mortality has been higher than usual.

Native Infirmary.—The total number of cases treated during the year was 1,348, of which 1,009 were discharged, 276 died, and 63 remained.

Idiot Asylum.—The number of inmates at the end of the year was 87. The accommodation has been enlarged; want of space having hitherto prevented the separation of the maniacal from the purely idiotic.

Lunatic Asylum.—67 persons were treated during the year. Of these 4 died, 39 remained, 9 were transferred and 12 Europeans were embarked for England. The physical health of the inmates was very good. The building is old and much out of repair. It is trusted that the question of a new one will soon be entertained.

Eye Infirmary.—The operations for cataract were fewer than in former years, but the results were satisfactory. Out of 26 individuals operated on, good vision was restored to 21.

Male Asylum.—The strength for the year was 244, and the average daily sick not quite 4 per cent. The boys have been unusually healthy during the year, not one fatal case having occurred.

Female Asylum.—The strength for the year was 208. No death occurred. Thirty-six pupils were either removed by friends or married during the year. The daily sick were under five per cent.

Lying-in-Hospital.—During the year under review 928 cases were admitted, being 88 in excess of the previous year. The Female Midwifery Pupils shew much proficiency and will no doubt do credit to the Hospital. The expenses incurred on account of this class were Rs. 493-1-7.

House of Industry and Lungar Khana.—The admissions during the year were 44. The cases were not such as to call for any remark.

Government, while satisfied with the results of the Civil Medical Service, adverts to the late date at which the Report was submitted; thereby rendering any detailed review almost useless. The Governor in Council was not satisfied with the explanations offered for the delay, and has for the future fixed the 1st March as the latest date upon which Reports of the preceding year must be submitted.

MADRAS MEDICAL COLLEGE.

1861-62.

Madras Records, No. LXXI.

ON 12th May 1862, Mr. E. B. Powell, Acting Director of Public Instruction, submitted the Annual Report of the Principal of the Medical College for 1861-62.

A committee consisting of Drs. McKenna, Sanderson, and Van Someren conducted the annual examination. Eleven students passed the final examination of the Senior Military class. The total number of students attached to the College was 117. It is recommended that the Professorship of Medical Jurisprudence, which had been abolished, should be re-established. The conduct of the students was most satisfactory and the attendance, except in the Junior class, very regular. The committee report favourably of the third English class in the Junior Department. In the chemical class, the results are stated to be not unsatisfactory. The Professor of Anatomy gives rather an unfavourable report of the progress of the Military students of his class. In the class of *Materia Medica* there was a very marked improvement. The reports of the class of Clinical Medicine were creditable to the students. The Professor of Surgery and Clinical Surgery gave a satisfactory report of the progress of his class. The Midwifery class were intelligent and diligent. It is the practice of the Professor of Ophthalmic Medicine and Surgery to make his class diagnose for themselves all interesting cases, and afterwards to offer remarks on the case. The expenses of the College were as follows :—

Salaries of Professors and Principal	...	16,001	9	9
Ditto of Assistants	...	5,639	3	1
Ditto of Establishment and Servants	...	2,483	5	4
Contingent expenses	...	306	7	1
Annual Supplies	...	605	11	0
Stationery	...	34	11	1
Salaries of Students	...	12,357	15	7
Total	...	37,428	14	11

Government notices with pleasure the satisfactory results of the session.

VACCINATION IN MADRAS,
1860-61.

Madras Records, No. LXXIII.

THE Report on the Vaccine operations in Madras during 1860 was submitted to Government on July 29th 1862, by the Principal Inspector General. The following are the numbers vaccinated in the last 10 years.

1852	2,93,885
1853	3,21,847
1854	4,06,889
1855	4,10,372
1856	3,81,562
1857	3,63,740
1858	3,58,726
1859	3,44,346
1860	3,38,885
1861	3,23,622

There has been a gradual diminution in the number vaccinated during the last seven years. Small-pox is reported to have been prevalent and fatal in many parts of the Presidency, and more particularly on the western coast; and in the Presidency town, small-pox was more than usually fatal in the year 1861. Unfortunately the returns cannot be accepted as trustworthy, the native Vaccinators in some cases bringing reports authenticated by the village headmen, although it was proved that they had not been in the district at all during the period referred to. For the decrease various causes have been assigned, such as, want of co-operation on the part of the village authorities, negligence or unfitness of several of the Vaccinators, their insufficient rate of pay which renders it impossible to procure intelligent trustworthy men, the withdrawal of the aid of Peons in obtaining subjects, and the prejudices of the inhabitants of some districts. A scheme for the improvement of this Department was about to be introduced, by its incorporation with the Civil Branch of the Subordinate Medical Department. It is suggested that vaccination should be declared indispensable for admission to the public service. No statistics of the cost of the Establishment are given in the Report.

CALCUTTA POLICE.

1861-62.

On the 6th September 1862, Mr. S. Wauchope, C. B., the Commissioner, submitted his Report on the work done by the Police in the City of Calcutta during the year 1861-62.

Cases.—The cases of murder were 3 against 5 in 1860-61

Eight cases of manslaughter were reported in which 7 persons were committed. The number equals that of the preceding year. There were five cases of cutting and wounding against the same number the previous year. At one time this offence was very common, generally arising from drunken brawls in Punch Houses and low Coffee Shops, where the Police had no control. The best results have followed the closing all Liquor Shops at sunset, as well as the Police taking every opportunity of disarming seamen of their clasp knives and other offensive weapons. There has been a great decrease in those of the European population who live by crime. Of this class in January 1861 there were in Calcutta at least 300 Europeans and Americans without visible means of livelihood ; of these there are now not ten. There has been but one case of highway robbery during the year. The Return of property stolen and recovered in cases of burglary during the year is most unsatisfactory, being as Rs. 21,405 stolen against Rs. 262 recovered. The number of cases of theft were 2,683 against 2,617 in the preceding year. The only cases which call for remark are those in which women of the Town were drugged and had their ornaments stolen. During the year 16,662 persons were brought up for trial by the Police and by summons, of whom 178 were convicted, and seventy-five acquitted at the Sessions, and 9,786 convicted, and 6,148 acquitted by the Magistrates of Calcutta, 475 having been released without trial. Property valued at Rupees 1,58,699 was reported to have been robbed and stolen, of which Rupees 62,289, or nearly 40 per cent., were recovered by the Police.

		Felonies.	Misdo- meanors.	Total.
1860-61	} Before Commissioner of Police ...	10	2,298	2,308
1861-62		10	2,613	2,623
1860-61	} " Magistrate of Southern Division	1,616	2,237	3,853
1861-62		1,453	1,733	3,186
1860-61	} " Magistrate of Northern Division	1,432	2,052	3,484
1861-62		1,395	1,696	3,091
1860-61	} " Coroner	12	...	12
1861-62		10	...	10
1860-61	} Conservancy Cases	681	681
1861-62		...	972	972
1860-61	} Total	3,070	7,218	10,288
1861-62		2,868	7,014	9,882

The Honorary Magistrates have given much assistance in the administration of justice. Rupees 1,346 were paid by Government during the year as rewards.

Punishments of Police.—One European and twenty-two Native Police Officers were convicted and sentenced to imprisonment by the Magistrates. Fifteen Europeans and 104 Natives were dismissed from the Force, and 3,894 fines were inflicted for neglect of duty, of which forty-one were on European Officers. 217 accidents by carriages and horses were reported to the Police during the year, from which 13 deaths resulted.

Mortality.—The following are the reported deaths among the native population during the year.

HINDOOS.		
Small Pox,	58
Cholera,	2,335
Other diseases,	6,027
From the Hospitals,	1,701
Total,	10,089
MAHOMEDANS.		
Small Pox,	12
Cholera,	1,245
Other diseases,	2,653
From the Hospitals,	228
		4,138

Fires.—In consequence of the gradual removal of inflammable roofs from the native huts there has been an extraordinary diminution in the number of fires, the number of which was only 11 against 317 in the former year.

The Resolution of Government on this Report declares it to be generally satisfactory and desires that the thanks of Government be communicated to the Honorary Magistrates.

BENGAL SALT DEPARTMENT.

1861-62.

THE stocks in hand at the beginning of the year were as follows :—

	1ST OCTOBER 1860.	1ST OCTOBER 1861.
	Maunds.	Maunds.
In larger Government Depôts, Bengal and Orissa ...	42,29,994	69,42,644
In smaller Government Store- houses, Bengal ...	25,407	20,215
In bond : Sea-imported private Salt ...	3,46,399	25,44,181
In Excise Golahs (Home-made Salt) ...	12,360	15,003
Total ...	46,14,160	95,21,993

The quantity brought into store and imported was :—

	1860-61.	1861-62.
	Maunds.	Maunds.
Into larger Government Depôts, Bengal and Orissa ...	54,59,054	36,01,702
By Sea on private account ...	60,49,963	61,28,727
Into Excise Golahs (Estimated)...	24,021	41,847
Total ...	1,15,33,038	97,72,276

The sales of all kinds were as follows :—

	1860-61.	1861-62.
	Maunds.	Maunds.
Government Salt, full taxed ...	16,07,257	12,26,624
Ditto, at reduced prices ...	9,68,170	8,59,598
Private Salt, by Sea ...	37,30,316	53,12,864
Ditto, Excise ...	27,300	29,275
Total ...	63,33,043	74,28,361

Consumption.—The following table shows the very great stride taken by the Salt supplied by private trade in this year :—

In the two years.	Salt supplied by Government.	Salt supplied by private trade by Sea.	Total.
	Maunds.	Maunds.	Maunds.
1851-53 ...	36½ lacs.	27 lacs.	63½ lacs.
1853-55 ...	47½ "	21½ "	69 "
1855-57 ...	38 "	36½ "	74½ "
1857-59 ...	40½ "	34½ "	75 "
1859-61 ...	41½ "	33½ "	75 "
1861-62 ..	21½ lacs.	53 lacs.	74½ lacs.

The different kinds of Foreign Salt as now consumed, and their hold on the market are as follows :—

			1861-62.
			Maunds.
Great Britain	30,26,775
France	76,484
Other European Countries	48,155
Red and Arabian Seas	8,05,567
Bombay	6,46,560
Ceylon	20,326
Madras	2,82,124
Mauritius	1,250
Africa	5,624
Total	53,12,865

Supply.—There seems no doubt now that the supplies from Liverpool will suffice to keep the prices below those of the Government stocks. The shipments from Liverpool were 1,82,482½ tons against 1,68,745 tons of the previous year.

Produce of the Agencies.—The Taidads and Outturns of the year were :—

808 *Reduction of Establishments, Balances, Excise Salt, Seizures.*

		Taidad.	Outturn.	Deficiency.
1861-62.		Maunds.	Maunds.	Maunds.
Chittagong	...	6,00,000	4,81,967	1,98,033
Tumlook	...	10,00,000	7,31,096	2,68,904
Hidgellee	...	9,50,000	8,49,478	1,00,522
Balasore	...	8,00,000	5,80,715	2,19,285
Cuttack	...	5,00,000	2,94,724	2,05,276
Pooree	...	3,50,000	2,77,484	72,516
Ditto Kurkutch	...	2,00,000	1,90,716	9,284
		44,00,000	33,86,180	10,18,820

The Government stocks were shown in June to amount to 85½ lakhs, which, after meeting the year's current demand, would still nearly supply the whole country for one year. The Board therefore proposed contracting the agency manufacture and closing that at Chittagong.

Reduction of Establishments.—In Chittagong the Sudder and Mofussil Establishments were reduced by the abolition of posts costing in all about Rs. 12,840, at Hidgellee and Tumlook Rs. 37,048½ per annum, and the three agencies of Orissa Rs. 21,730. The System of *Manufacture without Advances* was tried, but proved unsuccessful. All Salt lands which are given up will be transferred to the local Land Revenue authorities, for settlement, or, if private property, for return to their owners.

Balances.—There were no outstanding balances in Hidgellee and Tumlook. At Chittagong there were outstanding balances as usual to the amount of Rs. 6,260.

Excise Salt.—In the year the following quantities of Salt are stated to have been made by Excise License Holders.

	Maunds.
In Saugor Island	35,326
„ Lot 44	7,877
„ Naraynpore	4,569
	<hr/>
	47,772

Seizures.—The quantity of Salt attached, released and confiscated as compared with the previous year was :—

			Attached.	Released.	Confiscated.
			Maunds.	Maunds.	Maunds.
1860-61	14,052	10,916	2,693
1861-62	18,894	15,095	3,975

Salt passed by Rail.—The following is a Statement of the quantities of Salt which passed up the East India Railway from the 17th September 1856 to the 30th September 1862 :—

			Maunds.
1855-56	9,797
1856-57	1,67,119
1857-58	2,21,756
1858-59	2,92,634
1859-60	3,33,972
1860-61	3,59,601
1861-62	4,28,205

Railway Chowkeys.—The Board instructed the Officiating Controller to report upon the organization of a line of Chowkeys on the Eastern Bengal Railway.

THE GENERAL REVENUE SURVEY OF THE MADRAS PRESIDENCY.

Madras Records, No. LXXIV.

July 1858 to 31st December 1860.

History of the Question.—The question of a General Survey and revision of Assessment in the Districts subordinate to the Madras Presidency, has engaged the attention of the Madras Government during the last ten or twelve years. Towards the end of the year 1855, that Government submitted the final result of its deliberations both to the Court of Directors and the Government of India; and the latter submitted the papers to the Court with a "strong and unanimous recommendation that the measures proposed by the Madras Government should be generally sanctioned, and that authority should be given to carry them into effect." It was proposed that the Survey and Assessment should include all land usually cultivated, and all that has been cultivated within

memory, or according to the village accounts, as well as such as may seem likely to be brought under the plough under the operation of an improved revenue system ; that for the purpose of obtaining greater accuracy the Survey should be connected by minor triangulations with the Great Trigonometrical Survey ; that the mode of Settlement should be that commonly termed *Ryotwar*, or more correctly *Khetwar* ; the Assessment on each field being defined and fixed, so that the cultivator may know precisely the amount of the Government demand on the land occupied by him ; and that the Survey should be extended to tenures on which land is at present held rent-free, it being observed that in every District *enams* to a large amount are held without any valid title whatever. The area to be subjected to Survey and Settlement was assumed at thirty-eight million acres, or sixty thousand square miles ; the total cost of Survey at Rupees 38,40,000 ; that of the Assessment and Settlement, including the classification and valuation of the land (to be entrusted to a separate Agency) at 38,00,000 Rupees, which added to the cost of the Survey would aggregate Rupees 76,40,000, and the time that the operations would occupy was estimated at twenty-two years. The Court fully concurred in the opinion of the Madras Government, that the cost about to be incurred was not more than commensurate with the importance of the objects sought to be attained by it ; and in giving their sanction to the expenditure required, observed that the work should be pushed on as fast as efficient establishments can be organized, not only that the people and the Government may the sooner benefit by the projected measures executed with caution and judgment, but also from motives of economy. The Madras Government reported that the appointments of Director of Revenue Settlement and Superintendent of Revenue Survey had been filled up, and applied for sanction to the expenditure proposed in the detailed Schedule of Establishments that accompanies their letter, from which it appears that the plan of operations which it is proposed to carry out by means of these Establishments, contemplates the completion of the whole work within a period of fourteen years, instead of twenty-two as originally estimated, and that the total annual expenditure that will be required, when the proposed establishments have been raised to their full strength, is Rupees 5,47,616, or Rupees 76,66,624 in fourteen years, instead of Rupees 76,40,000 in twenty-two years. The Government of India sanctioned this arrangement. H. Newill, Esq., was appointed Director of Revenue Settlement and Captain F. J. B. Priestley, 74th Highlanders, Superintendent.

Instructions.—On 27th July 1858 the Madras Board of Revenue, to simplify the symbols used in Survey maps, declared it quite unnecessary to show on the maps how long any particular land had been waste, as well as whether it was formerly classed as Totacal or not : all this information will be given more conveniently in the Registers. They approved of the following symbols, viz. :—Poonjah, Brown ; Poonjah waste, Brown spots ; Nunjah, Green ; Nunjah waste, Green spots. Totacal to be included in the above according as it may be classed for assessment, under the head of irrigated or unirrigated, and to have no separate distinguishing mark or color. The designation “ fallow ” should be restricted to land left uncultivated in the ordinary routine of agriculture in order to recover itself, and in which the proprietor retains his interest. On 22nd October 1858 the Governor in Council granted authority to the Inspectors of Boundaries to fine persons refusing or failing to attend at the demarcation of the boundaries of their fields, to the extent of 3 Rupees, under Section VII., Act XX. of 1855. On 6th November 1858 the Board declare it essential that every field separately delineated in the Maps should bear its own distinct assessment. Every person holding a Puttah is entitled to know what he has to pay for each field bearing a distinct Register number. There need be no difficulty in thus apportioning the assessment ; for a number of petty contiguous fields—all Nunjah, or all Poonjah, or all waste—can be as easily assessed at the same rate as if they were one ; and the subsequent apportionment of its due share of the aggregate assessment to each of the Register-numbered field so grouped together, is mere matter of account. The professional Surveyors should in their field-books fill in the interstitial fields of each Survey field by the eye, just as in South Arcot they draw in the margin the diagonal of each field. A Surveyor of reasonable proficiency could do this with rapidity. Except under very peculiar circumstances, no “ Survey field ” should be formed, the boundaries of which do not coincide with the present well-defined boundaries of some existing “ Registered fields.”

First Report.—Captain Priestley reports the operations of the year from 1st November 1856. The work prepared was 476 square miles or 26 more than in the previous year. The number of acres comprised in the Survey was 3,04,670, of which 1,48,019 acres were waste and measured by minor circuit only. The extent measured in fields was 1,56,651 acres, which, divided by the number of days employed by 30 Ameens in ac-

tual work, gives 32·12 acres as the average daily work, instead of 60 acres the standard. The aggregate cost was Rs. 41,373-15-8, or Rs. 86-14-8 per square mile, while 64 Rupees is the highest estimate. On 16th February 1859 Mr. Newill reports that the reductions of assessment recently effected in South Arcot and Trichinopoly, have led to *so great an extension of cultivation*, that a considerable extent of land has been taken beyond the area actually surveyed in detail and mapped. A special establishment was sanctioned to bring up the Maps to the actual state of cultivation. Hereafter the Survey will include all land hitherto cultivated, and also all *likely* to be cultivated. Under the latter system, therefore, there will not be the same necessity for a large permanent establishment. On 28th February the Government express regret that so much of the survey in South Arcot appears to have been so done as to be useless, and to require to be done over again.

Lord Stanley's Despatch.—In a despatch to the Madras Government dated 15th December 1858, the Secretary of State for India refers to the Court's despatch of 6th April previously in which the Court communicated to the Government of India a reluctant assent to their proposal that, on financial grounds alone, the operations for the survey and assessment of the Madras Presidency should be, for the present, suspended. Lord Stanley has now much pleasure in giving confirmation to the sanction subsequently conveyed by that Government, as he is convinced that nothing but the most pressing necessity would justify the postponement of this most important work, and he concurs entirely in the opinion of the Madras Government that the value of the saving of time by this plan can scarcely be over-estimated, whether in regard to the importance of the proposed measure to the ryots, as tending to secure the tenure of their holdings, or to its effect in aiding the development of the resources of the country, increasing the revenues, and lightening the individual incidence of the land tax, by spreading it over a wider area. He observes with satisfaction that neither difficulty, nor delay, is anticipated in connecting the Revenue Survey with the grand Trigonometrical Survey, either by ascertaining the stations of the latter survey, and using them as a foundation for the Revenue Survey, or in Districts where such stations cannot be found, or have never existed, by erecting masonry pillars, with a view to future connection with the Trigonometrical Triangulation. He desires that the Director of Revenue Settlement may be instructed to bear the suggestion of

a water rate distinct from the assessment in mind, with the view of carrying it into effect in any districts in which such a plan may be found practicable. He approves of the final determination of the Madras Government to keep the land assessment distinct from the water rate, in the order that "a water cess calculated with reference to the additional irrigation canal communications, drainage, and embankments, is to be levied invariably on all land irrigated from the Godavery and Kistna channels from the second year of irrigation." He is satisfied that it is quite impossible to ascertain, with any approach to minute accuracy, either the gross or the net produce of each field; but at the same time convinced, that if either or both of these objects could be accomplished, the right course would be to take a fixed proportion of the net, and not of the gross produce. He is of opinion, however, that frequent changes in the commutation price, and consequently in the money rate of assessment should be avoided; and if the demand is fixed on a basis sufficiently moderate to allow for ordinary fluctuations in price, the term of settlement should be, as in Bombay, thirty years. The Secretary of State sees no reason for dissenting from the conclusions of the Court of Directors on the subject of measures for preventing the minute sub-division of fields, and for promoting the consolidation of holdings now below a limit to be fixed. On this subject the Board of Revenue observe that the rules proposed by the Court will "go far to introduce a change as regards poorer occupations without interfering with the rights of existing occupants."

These rules are:—That persons desirous of engaging for fresh land shall not be permitted to take it except in a quantity comprising not less than an area hereafter to be fixed. That occupants of petty holdings when they fall in arrear shall not be allowed to renew their puttahs; and that no ryot desirous of contracting his cultivation shall be allowed to give up so much as would bring his holding within the prescribed limits. To these rules Mr. Newill proposes to add a fourth, viz., that on any petty holding, forming part of a survey field, becoming vacant, the occupants of the remaining portion of the latter shall in preference to other ryots, have the prior claim to its occupation. The Board suggest that the minimum holding should be decided with reference to the money amount of the puttah rather than to the extent of land, as they are of opinion that "it is not so much the small size of the fields, as the small amount of the puttahs that complicate and enfeeble a

ryotwar system of Revenue," and they think that the object in future should be to have no puttahs for sums under 10 Rupees a year ; more than half the puttahs in the Presidency being for sums below that amount ; Mr. Newill concurs in the expediency of this measure. The Board observe that they trust that " the question is so far set at rest by the decision of the Court of Directors as to guide the Revenue Officers ; and that when the old residents of a village, whether they call themselves Meerassedars or not, decline to cultivate (or else pay for) waste land, the usual puttahs may be given to Durkhastdars without forcing them to become sub-tenants of the old residents, and that the influence which the so-called Meerassedars have hitherto exercised in keeping much land out of the occupation of others, though not occupying it themselves, may be put an end to." On the subject of reduction of assessment to Ryots agreeing to take up large holdings for a term of years the Board of Revenue concur in the objections entertained by the Court of Directors to this proposition, observing that " although they would wish to see an increase of large holdings, they would prefer to look for them as the result of moderate assessments and a gradual increase of agricultural prosperity, than as the sudden effect of an artificial stimulus." On this point Lord Stanley makes no observations. As to the assimilation of the system of assessment to that adopted in Cuttack the Board of Revenue observe that " the Seerburakars of Cuttack are not merely an agency for the collection of Revenue, but to all intents and purposes renters of the village, and it will be for future consideration on the spot whether the customs and usages of the Northern Circars are adapted to this mode settlement." Lord Stanley suspends any decision till he obtains further information. As to the measures taken within the previous three or four years for correcting defects and rectifying anomalies in the assessment of particular Districts, Lord Stanley observes with much pleasure that relief has been extensively afforded to the agricultural population by the reduction of excessive assessments and the abolition of anomalous and injurious cesses.

On 16th April 1859 the Board determine that when a Paimáish field is held by two or more Ryots, it may, if desired by the Ryots, be divided into portions, and so measured and mapped, as long as no portion is less than four acres in dry or two in irrigated land. In the case of the portion cultivated in a field for which alone the ryot is charged, the Board think it would be better to make this portion a *field* at once, and survey and map

it separately ; and they would admit any such present ' portion of a field ' to this rule, as long as the *remainder* of the field was not less than two acres of dry, or one acre of irrigated.

Wynaad—History.—On 22nd June 1859 the Board dealt with the elaborate reports of Mr. Robinson, late Acting Collector of Malabar, on the Wynaad talook. The talook appears to have been usurped several centuries ago by Malabar Princes from Canareso tribes. Since then Malabar tenures and customs seem to have prevailed with no material or permanent interruption, the lands being considered hereditary and the proprietors held to be Jenmy or fee-simple owners of it. The right to escheats and other royal prerogatives were apparently vested in the Kottiyote Rajah's family, but probably no public land tax was paid to them under Hindoo rule. In 1787 Tippoo forcibly annexed Wynaad to the Mysore dominions, but his sovereignty was continually, and in a great measure, successfully disputed by the Malabar Rajahs and population ; so that this power does not appear to have ever been completely established throughout the Province, and his Government probably confined its revenue operations to the teak Forests on the eastern side of the talook. If any system of Mahomedan revenue administration was ever in force in Wynaad, no trace of it appears at present. At the time the treaty of Seringapatam was concluded (1799) this Province was in nominal possession of Tippoo and was given up to the Company who re-annexed it to Malabar ; and the right of Jenmies and others who re-occupied their several properties on the ordinary Malabar tenures has never been questioned, although in calculating the Malikanah (or one-fifth of the revenues) allowed to the Regent Princes of Malabar Proper in 1792, the revenues of this Province were not taken to account. From 1802 to 1806 the Pychee Rajah, assisted by part of the population of Wynaad, was in open rebellion against the British Government, and prevented any general settlement of the country. The rebellion was at length put down and the property of the rebels declared escheated ; but from the very imperfect information then before Mr. Baber, the Sub-Collector, the forfeiture consisted mainly of the Paddy lands then in cultivation. The Hills, Cardamom jungles and wastes intended to be escheated, could not be ascertained or brought to account, and were in a great measure usurped in alleged fee-simple by their tenants and mortgagees or by the Kottiyote, Coormenaad and other families, who did not join in the rebellion.

In 1824 the Principal Collector Mr. Vaughan officially proclaimed the right of Government over twenty-four Hills and Forests in Wynaad, but these compose a very small part of the Forest tracts and are mostly occupied by private parties. The Board consider it clear that we must look to a thorough survey settlement alone for any improvement in the present unsatisfactory Revenue system of the talook, especially in respect to the doubtful titles under which many Forest lands are held, and that even when a survey is accomplished and many worthless titles and public lands are discovered (as doubtless they will be), it will be extremely difficult to deal with cases which have on their side fifty years' prescriptive right, and may be supported by Deeds though of a doubtful character. Mr. Robinson is of opinion that the only valid titles under which Government can now assert a fee-simple right to any of the Forests or lands owned by private parties, are in default of heirs or rightful owners, (in which condition most of the Forest lands in the East remain) or as escheats by a former rebel possessor, and that although it will be difficult to substantiate the claims of Government in the latter class of cases, it may be done if systematic measures be adopted based upon a survey. The Government rates of assessment in Wynaad were introduced by Mr. Baber in 1806. They *apply only to rice lands* and were nominally based on the principle of taking one-half the gross produce. The intention of fixing so high a demand was, however, defeated by the people withholding much cultivation from the returns and greatly understating the gross produce of the rest. The result was a reasonable land tax averaging Rupees 2-7 per acre. But, it appears that this cannot be said to be really in force, as Mr. Robinson describes the assessment as being "in the greatest confusion. Accounts are lost, and a great deal of land enjoys immunity from taxation while the rest is subject to (a nominal) annual inspection with a view to ascertaining the gross produce." Mr. Robinson considers this system so faulty as to require early revision, an opinion in which the Board entirely coincide. They also agree with him in thinking that, to render a revision effective, a general survey is required and would be remunerative at present, and highly advantageous to the Public Revenue at a future period.

The following Abstract shews the quinquennial average of the revenue of Wynaad for the past thirty years, and is framed from a Statement enclosed in the Acting Collector's report :—

YEARS.	Land Revenue.	Quit-rent on Coffee land (public) at 4 Annas per Cawny.	Moturpha.	Abkarry.	Cardamom.	Gold dust.	Upland Hill farmaad Hill produce.	Total Revenue.
1827 to 1831	33,336	...	438	3,532	27,987	1,108	1,852	68,345 Rs.
1832 to 1836	32,331	...	396	2,787	19,860	1,226	1,177	57,778 „
1837 to 1841	33,489	...	362	1,934	21,679	1,058	1,632	60,156 „
1842 to 1846	34,381	..	370	2,252	6,505	1,008	1,499	46,016 „
1847 to 1851	33,384	...	387	4,184	13,005	1,008	1,049	53,017 „
1852 to 1856	30,834	47	337	4,767	18,775	896	552	56,201 „

The decline apparent in every item of revenue except Abkarry is attributed in a measure to the emancipation of the slaves and hill tribes and their emigration to Coorg, and likewise to Coffee cultivation which, has hitherto been untaxed. The Cardamom produce, which has fallen the most in point of revenue since 1841, will be still further affected by the extension of Coffee cultivation. The Cardamom forms a Government monopoly, and the recent exports have been larger than in former years, plainly showing that the production of this article has increased; but the monopoly is in a precarious state owing to the greater ease with which smuggling may be now carried on through an increased population, and the influx of dependants and coolies of European planters.

Physical Description.—Wynaad is of oblong form running north-west, and south-east, and measuring in breadth from west to south-east 69 miles and about 30 miles in the centre, and contains 1,160 square miles, of which 106½ square miles are rice lands, one-fifth of the talook waste and marshy (though wholly cultivated at one time) and the remainder low ridges of hills. The talook is naturally a continuation of the table-land of Mysore, by which it is bounded on the east, and where the country is open and flat. It rises gradually from this extremity (the central parts consisting of ranges of low hills of easy slopes, covered with grass and bamboo jungle) until it approaches the western ghaut where the country is rugged and broken and

much above the general level of the low country. On the north it is separated from Coorg by the Bramagherry Hills, and on the south-east it is connected with the Neilgherries, a portion of which highland plateau belongs to it as a part of Nambalakode. Wynaad is a proprietary talook like the rest of the district, and its land tenure has the same peculiarity, that the fee-simple or proprietary right in the soil is distinct from the Government right of levying a land tax, as will be more fully explained hereafter.

Coffee.—The extent of Coffee land over which Government have an undisputed fee-simple right is at present very limited, the rest is claimed by private parties. The fee at present paid by planters to Government is four Annas per cawny, but the principle on which it was calculated cannot be ascertained. Coffee plantations in Wynaad were first undertaken about seventeen years ago, when their results proved discouraging, owing partly to the inexperience of the speculators, and partly to the difficulty of getting good titles to land, want of roads and ghauts, &c., and Estates bought for a trifle and free from assessment were thrown up and others kept on at a loss. Later experiments have, however, proved that this talook is admirably adapted for the culture of Coffee and that a finer field could scarcely be pointed to. Messrs. Parry and Co.'s Estate at Calpetta is the most productive in Wynaad, yielding probably 18 to 20 cwt. per acre. In February 1859 there were 18 Estates in the south-west division containing 8,900 acres, of which 1,911 had been cleared and opened, and 431 were in bearing. In the north division there were nine Estates estimated to contain 3,400 acres, of which 1,454 acres were cleared and 900 in bearing. In the south-east division also there were nine Estates comprising 12,200 acres, of which 1,360 acres were cleared, and 560 bearing. There were thus in all thirty-six Estates (inclusive of such as belong to natives) aggregating 24,500 acres with but a small proportion of this extent cleared and planted out, namely about one-sixth or acres 4,725, of which acres 1,891 were in bearing, and the rest for the most part in their second and third years, and rapidly arriving at maturity. Besides the planted extent there were 1,500 acres in the hands of Natives, which makes in all upwards of 6,000 acres of plantation. An Estate takes five years to come into full bearing, but with proper attention it may bear in its third year, and probably pay its expenses for the year in the fourth. An acre contains from 1,000 to 1,200 plants, and its produce would be worth 120 to 150 Rupees, if an average yield of 7 or 8 cwt. were obtained; but

even the more experienced planters have not arrived at a proper average in Wynaad, and many of the Estates being badly managed, the present average cannot be assumed as the proper one. The average of Ceylon is variously reported at 5 to 8½ cwt. per acre. Labourers are not numerous in the talook, but they are procurable easily and at reasonable rates from Mysore by considerate managers, and the cost of Estates in their early as well as late stages is much less than it is in Ceylon. The value in Wynaad of an average Estate in bearing, is given at 100 to 200 Rupees per acre. The Coffee is carried on bullocks to the place of exportation which, on an average, is fifty miles distant from the Estates, at a cost much below that of Ceylon.

No export duty is charged in Ceylon on this article, but here it is subject to a duty of 3 per cent. on a tariff value of 50 Rupees per candy of 500lbs. which only amounts to Annas 5-½ per cwt. The average price at the port of shipment however, from 1853 to 1857 shews 19-4-10 per cwt. which is 8 Rupees more than the tariff value per cwt. The following shews the quantity of Wynaad Coffee exported from Calicut and Tellicherry with the duty realized thereon :—

	Quantity.	Duty.
	Cwt.	Rs.
<i>Average of 4 years.</i>		
1840-41 to 43-44	54½	175
1844-45	399	177
1845-46	1,096	1,164
1846-47	927	672
1847-48	3,465	1,467
1848-49	7,286	2,716
1849-50	4,957	398
1850-51	8,713	1,670
1851-52	7,229	1,702
1852-53	8,223	1,639
1853-54	15,540	2,720
1854-55	13,855	390
1855-56	23,041	2,814
1856-57	20,946	4,054

The chief obstacle to the rapid and extensive settlement of

European planters in Wynaad, is the difficulty of obtaining land from Native proprietors in whose hands thousands of acres well adapted for European speculation, are lying waste and free from any public tax. The European settler is generally disliked by the Native proprietor, and such planters as succeed in obtaining land are obliged in nine cases out of ten to be satisfied with irregular and defective titles to their Estates. Mr. Robinson estimates the cost of a Government survey of Wynaad at Rs. 40,000. As to the best mode of settlers obtaining lands there are three plans. *First*,—to oblige the owners to sell their lands at a fair valuation, which Mr. Robinson thinks the most effectual but the least practicable course, or *Second*,—to compel them to make their lands over in perpetuity to parties desirous of purchasing, at a fixed or renewable quit-rent, or *Lastly*,—to fix an acreable assessment on all lands, which would be claimable from their respective proprietors in the event of their refusing to give their lands up to parties competent to cultivate them and pay the tax.

In Malabar a *Jenn* or proprietary right is universally recognized as vested either in private individuals or Government, according to circumstances. Where this right or "Jenn" belongs, as it generally does to private parties, the rights of the State are restricted to the levy of assessment on land brought under cultivation. The *Jenn* fee and assessment are quite distinct, and where the former belongs to Government it is generally sold to the occupant. When the *Jenn* belongs to a private person the settler must make his own terms with him. In the Ryotwar districts the proprietary right to land depends on payment of the assessment on it, and when land is left waste and thus yields no assessment it becomes available for occupation by new parties. On the other hand, an occupant cannot be ejected by Government so long as he pays the land-tax, and he has the right of transferring his land in any way he pleases or sub-letting it, so that he is absolute owner of the land subject to the condition of paying the tax on it, or, if the expression is preferred, he has a perpetual and transferable lease. In Malabar the proprietary right claimed is more absolute, as the owner while liable to assessment only when the land is cultivated, may apparently at his pleasure retain it waste for ever without impairing his title. But in a letter dated 9th January 1846, Mr. Conolly states that, by the usage of the District, "If a landholder will not cultivate his waste, the Government consider themselves at liberty to get some one who will, reserving always to the said landlord the share of the produce which his right as proprietor

entitles him to." The Board have failed to trace any recorded instance of this right being exercised. If this right exists and under it Government can give a permanent and secure title for occupancy, the difficulties now experienced would be removed. If Mr. Conolly's views are incorrect what course is to be adopted? Interference with private rights on the plea of advancing the general good should be avoided till its necessity is established. If adopted the Board would strongly urge the most liberal consideration to the pecuniary claims of the proprietors, the Government being mainly satisfied with making the Forests lands available for cultivation, and with the indirect advantages which would follow from the introduction of European capital and enterprise. These objects are of far higher importance than a mere addition to the local land revenue. But a survey and scrutiny of titles must be the first step, and then a revenue could be raised on cultivated land.

The "Jenm" or Fee-Simple Right.—Mr. Robinson recommends that it should be valued and that the settler should be allowed the option of purchasing it at once, or of paying an annual "Landlord's fee of 5 per cent. on its value, redeemable by payment of the principal within a fixed period, the Jenm if not so redeemed to be re-valued after that period," which he would fix at twenty-one years. The sale of the Jenm is universal in Malabar, but the Board recommend a more liberal measure in regard to Government lands for Coffee plantations. The purchase of the Jenm does not affect the liability of the land to assessment. The Board are satisfied that English capitalists will not resort freely to this country on such terms as Mr. Robinson proposes, and that they will not appreciate the plan of purchasing the proprietary right at from 10 to 16s. per acre, and still paying annually from 2 to 5s. per acre on their cultivation. The Board think it would be more acceptable to European settlers to purchase the proprietary right at a reasonable price and pay assessment on their cultivation, or in other words to adhere to the prescriptive usage of the district, than to have only a lease for thirty years as on the Neilgherries. The Board would concede the Jenm free, and simply grant the land in perpetuity at a fixed rate of one Rupee, or such other liberal sum as may be determined per acre on the entire estate, excluding rocky and other clearly useless land, and would leave the proprietor the option of redeeming this annual payment, and thereafter holding his estate free of all tax. The Board urge the construction of roads and bridges, to connect Wynaad with the places of export and the Railway; the appointment of a

European official in special charge of the talook as Assistant to the Collector; assistance towards procuring medical aid for the settlers; the offer of assistance for educational and religious objects in aid of the contributions of the community. The Madras Government order a survey of the Wynaad to be at once made with this object—to ascertain and record existing rights, and fix the boundaries of estates, and so to give additional value to property. There is no intention whatever to disturb existing possession and enjoyment, even where it may rest on no more solid basis than length of occupancy. There will be no attempt to enforce the sentence of escheat passed on the Pychee Rajah and his adherents in 1806, on lands hitherto exempt, where *bonâ fide* possessed; and even more recent encroachments on forest will be liberally considered. So also it is not sought to raise the tax where now paid, but rather to establish it on a sound basis and at equitable rates; but a moderate tax will be imposed, according to the established custom of the District, on cultivated lands now held free.

Early History of the “Jemm” Right.—When Hyder invaded Malabar about A. D. 1760, it was then found parcelled out among a number of independent sovereigns, the principal of whom were the Rajahs of Colatiry, comprising Cherical, Cotiote and Cartenaad to the north, the Zamorin and the Paulghat Rajah, the last of whom invited Hyder to repel an invasion of his territory by the Zamorin. Up to Hyder's invasion no land tax was levied, the Rajahs having other sources of income in the form of private lands, imposts on trade, fines, escheats, royalties, &c. General contributions were, however, raised in case of invasion. In 1766 Hyder entered Malabar in person, and dispossessed all the Princes except the Rajah of Cochin and two other petty chiefs. In 1763 Hyder was at war with the British Government, and the Zamorin and other Northern Princes, excepting the Cherical Rajah, reinstated themselves in their dominions and held them until 1774, when Hyder again invaded the Province. The Zamorin fled to Travancore, the Cartenaad and Cherical Rajahs submitted to Hyder, but the Cotiote Rajah still held out. Hyder established the Cherical Rajah not only in his own dominions, but in those of the Rajah of Cotiote “including Wynaad and Numbalacottah,” requiring him to pay a heavy fine of entry, and an annual Jumma of Rupees 1,25,000. In 1782 Calicut was reduced by the British Army, and among others the Rajah of Cotiote was restored to his possessions. In 1783-84 Arshed Beg on behalf of Tippoo settled Malabar, and the Cotiote Rajah was assessed with a Jumma of Rupees

1,00,000, including Wynaad. In the latter end of 1785 the Northern Rajahs visited Tippoo at Coorg, on which occasion he revised Arshed Beg's settlement. The Cotiote Rajah was compelled to relinquish Wynaad by deed, and his Jumma was reduced on this account by Rupees 35,000. About 1788 Tippoo conceived a plan of forcible proselytism and the country rose in arms. The possessions of the Cotiote Rajah were seized by Tippoo, who established his own officers in them. In 1790 war broke out between Tippoo and the British Government, engagements were entered into with the Malabar Princes by the officers of Government at Tellicherry, and ultimately the Princes were all restored in 1791. Shortly afterwards the whole of Malabar passed into the possession of the British Government. In 1793 Malabar was divided into three divisions. In 1794 a settlement for five years was formed, by which most of the Districts were leased at a fixed annual Jumma to their ancient feudal proprietors and chiefs. From a general failure in their engagements Government, at various periods, before the expiration of the leases (1799), resumed the management of the District with a few exceptions.

The *Jenm* right existed long before Hyder's invasion of Malabar. In 1801 our Commissioners admit its existence. They say it is in evidence upon oath that Arshed Beg expressly reserved a certain proportion for the landowners or Jenmikars in his division of the produce between the Ryot and the Circar upon the following principle, to the Jenmikar of the gross produce 3-20ths, to the cultivating ryot about 11-20ths, and the remainder or 6-20ths of the gross produce to Government. In 1840 Mr. Conolly stated broadly, "that the whole country of Malabar, whether Forest or Plain, is private property, and that there is no Circar land as in other Districts, with the exception of such as was escheated from failure of heirs. The Board do not know why in 1846 he stated "it is a matter indeed of much doubt, whether the *Jenm* right ever did prevail in Wynaad."

Escheats and Government Forests in Wynaad generally.—The letter from Government, dated 21st February 1801, Revenue Department, intimated that Wynaad had been placed under the charge of the Malabar Commissioners, and forwarded a list of proscribed persons. Their subsequent letter, dated 4th March 1801, R. D., contains a second list of disaffected persons, and a statement of *Jenm* and other property belonging to the Pychee Rajah and his chief adherents, which was to be confiscated. This property, however, is apparently trifling and con-

fined to cultivated lands. The Board can find no trace of any systematic proceedings, immediately after the death of the Pychee Rajah (about 1805) and the complete suppression of the rebellion to assert the rights of Government to confiscated property. In 1818, however, Mr. Vaughan forwarded an abstract statement of escheats, but rice land and plantations alone appear in it. Writing in 1839, Mr. Underwood stated that he could not discover from his records what rights the ancient Malabar Rajahs exercised over the forests, but he gathered that they "left the *owners* to work them or not at their pleasure without any interference from the ruling authority except the levy of a duty of about one Rupee per candy." Tippoo "exercised the rights of a conqueror, and among other acts took possession of the forests, monopolized and worked them himself." "He however so far recognized the rights of the proprietors as to make them an allowance of 2 fanams per tree of 10 inches diameter." The rights assumed by Tippoo were exercised by the Bombay Government. The Bombay Conservancy Department was abolished in 1823, and "the entire forests fell into the hands of the private proprietors by whom they have ever since been possessed without molestation." The Board agreed with Mr. Conolly in depreciating interference by Government with the Cardamom Hills, and thought it unfair to Government to leave it in their power to keep their lands waste at their pleasure, and he suggested that they should be required to come to some reasonable terms, to be decided by a Panchayet or by the European authorities of the District. They proposed the assumption of all hills which had remained waste and unproductive. In the case of the Numbalacode estate the Board come to the conclusion that Jenm right has always existed in Wynaad. They see no ground on which to dispute the fact of the Numbalacottah Varnavar having been the Jenm proprietor of Numbalacottah proper. They are of opinion that Numbalacottah Varnavar's title to the tract west of the Pyakara, was invalid.

Mr. Newill's Report.—In the proceedings of the Madras Government the Board review the Reports of Mr. Newill from his appointment as Director on 13th August 1857 to the close of 1858. Messrs. Master and Banbury were appointed Deputy Directors on 16th March 1858. The extent of work performed by Messrs. Banbury and Master, respectively, in each month, from the formation of the demarcation and classification parties to the close of the year under review, was :—

Months.	Under Mr. Banbury.				Under Mr. Master.			
	Gomastahs employed.	Extent demarcated by them.	No. of Classifiers.	Extent classified.	Gomastahs employed.	Extent demarcated.	No. of Classifiers.	Extent classified.
	Acres.	Acres.	Acres.	Acres.	Acres.	Acres.	Acres.	Acres.
April 1858	3
May	11	6	2,724	11	1,255
June	32	18,436	15	19,326	28	1,120
July	30	19,820	18	39,757	53	5,251	4	306
August	30	28,666	25	52,905	62	16,451	9	5,218
September	67	78,503	27	58,499	71	17,054	9	3,580
October	67	1,40,674	26	63,332	70	42,635	13	9,354
November	67	1,08,990	20	22,977	94	51,666	13	17,339
December	67	1,28,952	4	2,520	94	58,493	13	30,587
Total	374	5,24,041	141	2,62,040	483	1,93,925	61	66,384
Square miles	...	819	...	409½	...	303	...	104

Taking 1,250 square miles, as the proper extent for demarcation in a season, and the same for classification, the actual results of the year 1858 appear small, with the exception of the demarcation in the Southern districts. The total area classified by the southern party, amounts to 617½ square miles, of which 412½ square miles consisted of small fields, and the remainder of blocks of waste porumboke, &c. In like manner, 18½ square miles were classified by the northern party, viz., 14½ square miles in detail, and the remainder in blocks. The cost of the classification amounted to Rupees 45-13-5 per square mile in the south, and Rupees 45-15-4 in the north, exhibiting a remarkable agreement in the charges of the two establishments. The area demarcated was 92½ square miles in the south, and 598½ in the north. The cost of the former was Rupees 24-12-8 per square mile, but omitting Volcondapoorum, where the demarcation had, to a great extent, been performed by the Survey Department, the cost was Rupees 40-15-3. The average cost of the demarcation in the north was Rupees 66-4-10. This disparity of cost is owing to serious impediments in the northern districts arising from the rains of S. W. monsoon, and from the combination of the ryots in the Goodiwaddah talook; not to put field marks. The Survey Party under Captain Priestley completed 31 villages in Rajahmundry with a true area of 40 square miles, at a cost of Rs. 571-15-7 each owing to training of establishment; and 650 square miles in Trichinopoly at a cost of Rs. 78-9-2 each.

Assessment of the Irrigated deltas of the Godavery and Kistna.—On 13th September 1859 Mr. Newill addresses the Board of Revenue with a proposal for the assessment of the irrigated lands of the Godavery and Kistna deltas, on the principle of a fixed water-rate and a distinct tax on the land. The Board remark on his elaborate paper that the data are for the most part, if not altogether, conjectural, but this circumstance in no way affects the disposal of the question. If its principle is deemed sound, its practical application in due course will be easy. Government are willing to be satisfied with what may be considered a fair contribution towards the expenses of the State, though ill representing the increased value of the land by irrigation. The argument rests on the consideration of the cost of the water to Government, and the increased value given to the land by this water supply, or “by conversion from dry to irrigated.” The cost of the water supply is variously stated. The estimates of Colonel Cotton range from 3 to 6 annas an acre. About Rs. 2 per acre in the Kistna delta and Rupees 1-4-0 per acre in that of the Godavery, will repay present out-

lay on account of the respective works so that, regard being had to the sole question of re-imbusement of *present* expenditure, Rupees 3 per acre, the rate proposed by Mr. Newill, is much more than ample. This conclusion may be affected in some degree, when the actual area of the deltas shall have been definitively settled by the general survey now in progress. The increased value of the land under irrigation is the next point to be considered. Judging from experiments made in the past season, "the delta soil of good quality," it is stated, "will produce under irrigation about two Rajahmundry pootties of 800 seer of paddy per acre, and the next sort about $1\frac{1}{2}$ of such pootties." In the present state of the information before them, the Board are not called upon to offer any observations on the calculations which are intended to show the net produce of dry cultivation. The Board express dissent from the proposition for a uniform water cess. Apart from the considerations that revenue will be unnecessarily relinquished, and taxation rendered very unequal, their objection has reference chiefly to those soils on which the profit arising from the application of water will be for the most part, or entirely so, absorbed by the Government water tax. But they assent to the present rates of assessment of the deltas being set aside, so that the land assessment may be separately shown. In a subsequent communication Mr. Newill adheres to his original proposal, viz., a separate charge for the land according to its natural capabilities without irrigation, and one general rate of Rupees 3 per acre as the water cess, to be levied on all wet cultivation—Second crop land, not to be dealt with by fields, but by tracts, if possible, and a consolidated rate of Rupees 4 to be levied when the irrigation is perfect;—Sugarcane lands to be included under the latter rate;—Temporary irrigation of dry crops to be charged in tracts at 1 Rupee an acre. The Board pronounce the data conjectural and the plan likely to cause loss to the revenue.

Sir Charles Trevelyan's Opinion.—The President in Council agrees in the opinion of the Board "that by keeping the two elements of taxation distinct, the value of the water furnished by the State would be clearly shown in the accounts." He says "this subject of Land Revenue Settlement has been before me in a variety of ways, since I had to make such settlements myself thirty years ago in the Delhi territory; and I have arrived at at least one certain conclusion, which is that estimates of net profits founded upon calculation of produce, price and expense, are utterly untrustworthy and delusive. Accuracy is unattainable, but it is possible to fix upon a rate so moderate, that it can be paid without difficulty under any, except very extraordinary,

circumstances. He therefore supports Mr. Newill's proposal, that a uniform water-rate of 3 Rupees an acre should be charged on all lands irrigated from the Government Canals, in the deltas of the Godavery and Kistna. He sees no reason to differ from Mr. Newill's remaining proposals, that second crop land should, if possible, be dealt with, not by fields, but by tracts; and that a consolidated rate of 4 Rupees should be levied when the irrigation is perfect; that sugar-cane lands should be included under this latter rate; and that the temporary irrigation of dry crops should be charged in tracts, at 1 Rupee an acre. Government adopt the Rs. 3 uniform water-rate on all land fully irrigated for a single crop. They also approve Mr. Newill's remaining proposals. On 28th December Government sanction Mr. Newill's proposal to increase the strength of the Survey parties for this purpose.

Coffee Land Taxation in Wynaad.—After a memorandum on this subject by J. D. Bourdillon, Esq., Secretary to Government, and minutes by members of Government, on 16th May 1860 the following order is passed. In his Minute on Wynaad, dated February 29th 1860, the President stated his opinion that the proper mode of taxing the Coffee Lands in that District would be to tax the cultivation only; that being the only basis of settlement suited to Wynaad. He also expressed the opinion that Two Rupees an acre would be a just and moderate rate, the tax to take effect in the third year of the plant. The subject has since been fully considered in Council, and the Government agree with the President. They are of opinion that to tax Coffee Estates in the lump, including uncultivated land, would be an infringement of the rights incident to the peculiar tenure of landed property prevailing in Wynaad. If, however, a Coffee Planter should wish his Estate to have a fixed lump assessment, and should offer suitable terms, the Government will be prepared to give liberal consideration to such application. The rate of tax will be two Rupees an acre of land actually planted with Coffee; and the tax will be imposed in the third year of the plant, the year of planting and the succeeding year being exempt from demand. This tax will be first imposed in the Revenue year 1860-61, being Fasli 1270; it will be levied on all land on which the plants are more than two years old. Land in a Coffee Estate planted with other crops than Coffee, will be assessed at the same rate as similar land in the Taluq generally.

Survey of Wynaad.—In an order on this subject dated 16th May 1860, Government approved the plan for the Survey operations proposed by the Director, that the boundaries of Estates

shall be surveyed, and the main topographical internal divisions laid down and the blocks of cultivation shown; but that the detailed measurements shall be made afterwards by a separate Agency. The principle that any person who cannot be ousted without a formal proceeding, and anything above an annual tenancy at will, should be taken as coming within the scope of the rule for Registry and Survey, is approved of by the Government. On 15th September 1860 the Madras Government reviews Mr. Newill's plan to expedite Survey operations—that the Survey Department shall measure no smaller areas than ten or twelve acres, to be enlarged to twenty acres when so much land is met with together, of tolerably uniform quality. The Board dissent from the proposal. They admit that, if the boundaries of the Survey blocks agree with those of fields, and if certain other conditions are fulfilled, the plan would answer all *revenue* purposes. But they argue that it will greatly lessen the value of the Survey to the ryots; they express want of confidence in the agency to be employed. Government are not prepared to adopt Mr. Newill's suggestion. It is quite true that hitherto the Survey has in most of the parties fallen much behind the demarcation; but this is because the parties were new and the Survey work takes longer training than the other. In Trichinopoly, the Survey is now working fully up to the demarcation, and it may be expected to do so shortly in the Kistna.

Survey Report for 1859.—During the year two parties were engaged under Deputy Directors, one in South Arcot and Trichinopoly, and the other in Rajahmundry; a third party had been organized under Mr. Ballard on the 16th November 1858, for Masulipatam. A fourth party was constituted in August under the superintendence of Mr. E. C. G. Thomas, for the Wynnad Taluq. The Godavery party demarcated, in actual detail of fields, an area of about 1,044 square miles, extending over twelve Taluqs and comprising 462 villages, of which 418 were completed, and 44 in progress. In the Kistna District, six Taluqs were completely demarcated, and portions of four others, the estimated area of detail work amounting to 986 square miles, including about 50 square miles of islands in the Kolair lake, and other localities where the fields are not permanent. These areas, however, are, as in case of the Godavery District, only approximate; and it is supposed that an increase of from 12 to 30 per cent. will be found when the exact extent has been ascertained. To the above estimate must be also added large tracts of swamps and jungles in divisions of 400 to 1,000 acres, aggregating in all about 345 square miles, and making the Estimate of the total extent demarcated by the party, 1,331 square miles, which is in excess of the estimated annual standard. The clas-

sification was commenced only in March 1859, and the establishment gradually made of to the full standard, so that the estimated out-turn altogether was only about 697 square miles for the year. The Trichinopoly and Salem party demarcated almost the whole of the Lalgudi and Musiri Taluqs, portions of two other Taluqs in the former District, and $3\frac{1}{2}$ Taluqs in Salem; the estimated total extent being 948 square miles in detail of fields. The classification comprised nine Taluqs, and portions of three others, including the complete Taluq of Cuddalore in South Arcot, and extended over an estimated area of about 1,998 square miles, of which 1,360 square miles are in detail of fields. The work of the Wynaad party can scarcely be represented in figures, as the land measure in use in that Province is not one of any definite size, but of the extent which will produce a certain quantity of grain. Mr. Bayley, in his Memorandum on Land Measures, says that the extent of a field in Malabar is known by the name of the measure of grain required to sow it. One Amshom was completely demarcated and handed over for Survey, and in two others the demarcation progressed considerably; altogether about 400 paddy valleys, or other tracts were demarcated, and registers formed of the fields, or other divisions. The expenditure on the work of the Settlement Department for the season, amounted to Rs. 2,28,464. Distributing it the cost per square mile of demarcation and classification in the Godavery District was Rupees 83-1-6, in the Kistna division, Rupees 81-10-5, and in Trichinopoly and Salem, Rupees 63-8-6; the last of which alone approximates to the sanctioned Estimate, viz., Rupees 51 for the classification and assessment, and Rupees 10 for the demarcation, or both together, Rupees 61 per square mile. The Demarcation and Classification far outstripped the Survey. From the commencement of the Settlement operations 2,007 square miles have been surveyed, while 4,434 square miles have been demarcated, and 3,299 classified. The Demarcation, therefore, has outstripped the Survey by 2,427 square miles, and the Classification by 1,292 square miles up to the close of 1859. This slower progress of the Survey Captain Priestley attributes in a great measure to the faultiness of the Demarcation work. In Trichinopoly Captain Hesse's party surveyed 780 square miles, of which 687 were in detail of fields, the daily average rate of work being $62\frac{1}{2}$ acres per Amin; compared with the work of last year, this exhibits an increase of 256 square miles in the extent measured in fields, and of 130 square miles in the aggregate. The cost per mile was Rupees 69-17. The Rajahmundry party surveyed about 488 square miles at an average of Rupees 90-93. The extent of land surveyed in the Kistna District,

amounts in all to 294 square miles, of which 263 square miles were measured in detail. The rate per mile was Rs. 129-29. Rs. 5,535 was spent in Wynaad. Comparing Captain Priestley's results with those of the Trigonometrical Survey the maximum error per mile in Trichinopoly is 16·8 feet, the minimum 0·6 feet, giving an average of 9 feet nearly. In Masulipatam, on the other hand, the error ranges from 4·2 feet to 21·1 feet per mile, 9·4 feet being the average; but as the Trigonometrical Survey operations in Masulipatam are not entitled to much credit, no opinion can be formed on the above disparity.

Water Rates.—On 22nd September 1860 Government amend and approve of Rules for the water rate in the Godavery and Kistna districts. In a despatch dated 6th July 1860 Sir C. Wood has no hesitation in expressing the opinion that the rate for water should be uniform, and not graduated according to the supposed profits of the recipient. The land assessment will be adjusted according to the qualities of the several descriptions of soil, including their capacity to benefit by irrigation. It might be better, if it were possible, to adjust the charge by actual measurement, as on the Ganges Canal; but where that cannot be accomplished, the plan of charging according to the area watered is the nearest approximation to it.

Revised Assessment of the Manargudi and Chidambaram Taluqs of South Arcot.—Mr. Newill, and also Mr. Banbury, give very full reports on the whole history and condition of these taluqs. They are part of the Doab formed by the Colorun and Vellar rivers, and run from the sea about 25 miles inland passing, in the western extremity, beyond the limits of the Colorun delta, and terminating in the uplands bordering the Trichinopoly district. The area is 287 square miles, which is found to be about 14 square miles in excess of the former revenue accounts. These taluqs formerly belonged to the Trichinopoly district and were transferred to South Arcot in 1805. The population shews 363 in Chidambaram and 418 in Manargudi to the square mile. Of the whole 1,09,944, 1,883 are Christians, 3,568 Mahomedans and the rest Hindoos. They live in 18,200 houses, of which 4 have 2 storeys and 5,436 are tiled and 12,760 thatched. There are 18,009 Merasseedars and Payakarics, 89,731 people depending on cultivation, 15,683 single and 1,638 joint Puttahs. There are 9,802 ploughs, 21,032 tilling cattle, 12,478 cows, 19,479 goats and sheep, and 5,062 she-buffaloes. Acres 91,684 pay Rs. 4,46,120 land assessment. The average sizes of the farms (if such limited extent of individual occupancy deserves the name), the average amount paid per acre, the average stock per acre, and the average number of agriculturists dependent upon each acre of cultivation, are thus reduced :—

Items.	Chidambaram.	Manargudi.	On the Total.
Average number of acres held by each Meraseedar	Acres 5	5	5
Do. amount of assessment paid by do.	Rupees 21	31	25
Do. acres to a plough	Acres 10	9	5
Agriculturists to each acre	Number 1 $\frac{1}{8}$	$\frac{29}{32}$	1 $\frac{1}{64}$
Average assessment to each puttah	Rupees 21	35	26

The population in the delta for the most part seems in a thriving condition. There are the ordinary village schools, but there is no more general resort to them here than elsewhere. The amount of useful attainments acquired in these is an ability to read and write, with a knowledge of the elementary rules of Arithmetic. Some few of the influential people have, however, sent their sons to the Presidency College at Madras, a few also to the Government School at Cuddalore, while the branch of Patcheappa's charity institution for Hindus, in the great town of Chidambaram, is attended by about 150 boys. Mr. Newill's inquiries resulted in the preparation of a scale of rates for the irrigated lands, ranging from Rupees 8-8 to Rupees 2 per acre. In the existing assessment the rates vary from Rupees 11-4 to Rupees 3-5 per acre. The Board remark that the practical result of Mr. Newill's proposed rates will be not only to effect great changes in the present relative value of land by altering its taxation but to give up a lac of Rupees in a revenue which is now collected with ease, the lands of this delta having acquired through the late reduction a high and permanent value. The Board agree with Mr. Newill that advantage should be taken of this re-adjustment of the assessment to clear the public accounts from the petty fees to temples. In their order on this, the first settlement formed by the Settlement Department, Government direct it to be put in operation without delay.

On 1st December 1860 Government sanctions new appointments in the Survey. Under the new arrangements each party will consist of 1 Deputy Director, 1 First Assistant Rs. 400, 1 Second Assistant Rs. 300. By a rough calculation the cost of the Director's Establishment as sanctioned, spread over five parties doing 1,560 square miles each annually, will amount to

rather more than 8 Rupees per square mile. The Deputies' parties as now sanctioned will cost rather more than 55 Rupees per square mile. The aggregate cost will thus be about Rupees 63 per square mile, while the original Estimate was Rupees 64. If the apprehension of the insufficiency of the Estimate of 64 Rupees per square mile, or 36 lacs for the whole Settlement, proves correct, the Board will proceed, in communication with Mr. Newill, to review the whole of the charges of the Department.

Survey Registers.—On 17th December Government remark that the two questions of most importance are :—the language in which the Register shall be prepared and the entry or omission of the Revenue fields, whether interstitial or not. On the first point the Register will be in duplicate and in English as well as the Vernacular, and both versions will be prepared and authenticated by the Director. The English versions will be primarily for permanent record. One copy will be kept in the Collector's Office, the other in the Office of the Board of Revenue. The Vernacular versions will be for use by the village and taluq officers, in the ordinary course of business. There will be no difference between these Registers in point of accuracy, as both will be authenticated by the Director. The order in which the Registers shall be prepared is left to the Director, but the settlement will not be deemed complete until both Registers are handed over to the Revenue Department. As regards the second point, the entry of the Revenue fields whether interstitial or not is essential to render the survey useful for Revenue purposes. It was always intended that these fields should be measured, mapped, and assessed, and a survey which does not fulfil these conditions is comparatively useless for the ordinary purposes of Revenue administration in this Presidency. To measure, map, and assess these fields as is now being done, and then to omit them from the Registers or Records, would be to risk the loss of the results of the previous processes. It is immaterial whether the fields are interstitial, *i. e.* grouped for official convenience into survey blocks, or not; they are as important to the owners in the one case as in the other, and the danger of allowing any deviation from this fundamental principle of the Madras Survey is exemplified, as the Board remark, in the Godavery District, where these details are said not to be available yet. It will therefore be understood hereafter that the Revenue fields are *invariably* to appear in the Survey Registers, whether clubbed into survey blocks or not. The Governor in Council desires that, in future, existing fields be uniformly designated "Revenue fields," and if they happen to be interstitial, that adjective will be prefixed as further des-

criptive of their character, but it will save future confusion and misapprehension to term them always "Revenue fields." It only remains for Government to add, that a Revenue field is one having a separate number or name in the present Revenue accounts. Further when, as in Bellary, Revenue fields of a size too large for individual occupancy have been sub-divided, such recognised sub-divisions, though not each possessing a separate number, will be regarded as Revenue fields, into which they have in fact been constituted. In short, the great object of the Survey was to correct and verify the detailed Land Registers which now exist. The old number of the Revenue fields as well as any new or corrected numbers which may be given to them, should be entered in the Register. The rate of assessment need not appear in a column of the Register for every separate field. The rates prevailing in the villages, with the corresponding "Tarams" or classes, may be entered once for all at the head, and as the classes are shown in column 9, the corresponding money rate will thus be immediately ascertainable.

DISTRICT

REVENUE SURVEY REGISTER
OF THEVillage of
Taluk of

in the

186 .

Number of Survey Block.	Old Number of field.	New Number of field.	Sheegal, Inam, Waste, &c.	Irrigated or Un-irrigated.	Source of Irrigation.	Description of Soil.	Extent of Area.	Taram or Class.	Assessment.	Puttadar's name.	Remarks.
1	2	3	4	5	6	7	8	9	10	11	12
							A. C.		R. A.		

On 24th December Government remark that the entire settlement is likely to cost 75 instead of 64 Rs. per square mile. The correspondence ends on 29th December with an expression of their wish in respect to Kurnool, that a party should be made up to suit the peculiar and exceptional requirements of the present exigency.

CUSTOMS REVENUE OF BOMBAY,
(EXCLUSIVE OF SIND.)

1861-62.

This Report shows only the results of all matters connected with the management of the Customs Revenue of the Bombay Presidency, exclusive of Sind, for the year ending 30th April 1862. The Salt, Excise and Opium Revenue are separately reported on, and an account of the External Commerce for the year will be found at page 19 of this volume. The Revenue from all sources, after deducting payments on account of Drawback and Refund, amounted in the year under review to Rs. 88,78,260-15-3, showing a decrease of Rs. 4,87,372-4-9, as compared with the preceding year. This, as compared with the average of the last five years, shows an increase of Rs. 23,35,742-10-1, or a little more than Rs. 35 per cent.

Years.						Amount.		
						Rs.	As.	P.
1856-57	32,83,987	3	5
1857-58	41,45,894	2	3
1858-59	60,07,015	10	0
1859-60	99,10,061	6	2
1860-61	93,65,633	4	0
					5)	3,27,12,591	9	10
						65,42,518	5	2
Contrasted with 1861-62...		88,78,260	15	3
Increase	Rs.		23,35,742	10	1

The details for the two years are seen below :—

Items of Revenue.	Collections.			
	1861-62.		1860-61.	
IMPORTS.	Rs.	As. P.	Rs.	As. P.
<i>General Trade.</i>				
At Bombay	77,15,862	9 2	80,29,796	15 8
„ Continental Ports	32,818	9 6	25,695	14 5
Spirits	7,91,457	14 2	7,56,870	14 6
Tobacco	17,090	2 10	1,32,104	4 3
 EXPORTS.				
From Bombay	5,14,976	7 4	6,92,130	10 10
„ Continental Ports	29,641	9 7	56,854	12 10
Frontier Duties	59,527	5 6	65,017	4 8
Land Customs and Transit Duties	54,588	12 9	51,029	1 11
Anchorage Fees	570	2 7	647	13 6
Registry Fees	4,555	12 0	5,625	15 0
Special Duty on Tobacco	1,08,191	6 5	1,12,183	3 0
Tobacco License Fees	304	0 0	298	0 0
Government share of Confiscated Goods	1,283	12 7	1,678	8 7
Profit by the Sale of Purchased Goods		125	0 0
Crane Fees	4,266	10 8	3,433	5 4
Warehouse Rent & Wharfage Fees	19,416	0 6	15,511	7 5
Straits Light Dues	4,540	6 6	5,983	13 0
Ganza License Fees	4,609	0 0	4,117	8 0
Hard Fees	14,027	9 2	12,344	4 5
Gross Revenue	93,77,728	3 3	99,71,448	18 4
Deduct Drawback and Refunds	4,99,467	4 0	6,05,815	9 4
Net Revenue	88,78,260	15 3	93,65,633	4 0

In the Import Customs per British Vessels, there was a decrease of Rs. 2,24,037-8-9, and also a decrease per Foreign Vessels of Rs. 89,896-13-9, showing a total decrease of Rs. 3,13,934-6-6. In the Export Customs, nearly half of the decrease which was Rs. 1,77,154-3-6, is attributable to a falling off in the exportation of Saltpetre. In Frontier Duties and Land Customs there was a decrease in the year under review of Rs. 1,930-4-4. There is only one Establishment for the collection of Customs, Salt, and Opium Revenues, and it has hitherto been the practice to divide the total cost and charges of it to the several branches in the proportion of 1-16th to Opium, $7\frac{1}{2}$ -16ths to Customs, and $7\frac{1}{2}$ -16ths to Salt. In future the Establishment will be charged for separately as actually employed for the management of each branch of Revenue. There was an increase of Rs. 8,756-2-1 in the charges of collections :—

1861-62	Rs.	3,45,533	8	2
1860-61	„	3,36,777	6	1

The percentage cost amounts to Rs. 3-11 (or little less than 9 pence in the pound sterling), on the amount collected, while in the preceding year the cost was Rs. 3-5-2.

The Governor's Opinion.—On 21st May 1863, His Excellency in Council observes that there has been a total falling off in all the sources of the Customs Revenue during the last two years, amounting to Rupees 10,24,910-12-1. Although there was a decrease in the Customs Revenue for 1861-62, there has been an increase in the general trade of the Presidency to the extent of Rupees 5,04,21,990. The conclusion therefore is that, in the year under review, there has been a more extensive trade in undutiable than dutiable goods, and this is clearly shown to be the case by the Trade Returns. The principal item of Import during the year was Bullion, the increase in the importations under this head having risen from Rupees 6,38,00,000 in 1860-61 to Rupees 12,35,00,000 in 1861-62, and representing 58 per cent. of the whole Import trade against 30 per cent. in the previous year. On the other hand, among the exports the principal item exported last year was Cotton, which increased from Rupees 6,97,00,000 worth in 1860-61 to Rupees 9,26,00,000 worth in 1861-62, showing an increase from 37 per cent. of the whole exports of the previous year to 43 per cent. in 1861-62. From these figures, His Excellency in Council considers that the extraordinary increase in the Cotton trade has, by the demand it has created for

Bullion and Specie remittances, interfered with the trade in Duty-paying goods. Government learn with satisfaction that at the end of the year under review, there were no Balances outstanding on account of former years, and that the whole of the Balance for the year under report had been recovered in the month of June following.

LAND REVENUE ADMINISTRATION OF BENGAL.

1861-62.

Collection.—The total collections on account of the year and of past years amounted to Rupees 3,76,51,112, out of a demand of Rupees 4,11,51,047, being at the rate of 91½ per cent., leaving (after deduction of remission to the extent of ⅓ per cent.) 8½ per cent. outstanding at the close of the year. The balances outstanding in the Chittagong Division, were heavy. The remissions amounted to Rupees 1,77,613, or about three-eighths per cent. of the total demand. Of this sum Rupees 1,14,576 was on account of current revenue, distributed as follows :—

On account of land originally taken for salt manufacture, situated chiefly in Backergunge, Jessore, Nuddca, and 24-Pergunnahs	Rs.	94,852	0	0
On account of drought and inundation in Pooree	,,	7,452	0	0
On other accounts, (such as assignments in reward for loyal services,) chiefly in Behar, Shahabad and Lohardugga	,,	12,872	0	0
Total Rupees		<u>1,14,576</u>	<u>0</u>	<u>0</u>

The number of estates redeemed since 1854 to the end of 1861-62 is as follows :—

DISTRICTS.	REDEEMED IN 1861-62.						TOTAL REDEEMED TO END OF 1861-62.						
	Number.		Sudder Jumma.		Price realised.		Number.	Sudder Jumma.		Price realised.			
	Rs.	As.	P.	Rs.	As.	P.		Rs.	As.	P.			
Bhangulpore	0	0	0	0	0	0	3	6	8	14	2	8	
Monghyr	6	2	13	2	28	5	13	2	2	80	7	0	
Bancoorah	0	0	0	0	0	0	3	0	0	10	0	0	
Hooghly	0	0	0	0	0	0	4	10	1	26	4	10	
Buldoah	0	0	0	0	0	0	36	10	4	126	7	4	
Chittagong	53	19	15	3	199	8	9,266	1	3	35,351	2	8	
Tipperah	1	1	0	0	10	0	1	1	0	10	0	0	
Backergunge	12	9	13	0	98	2	12	10	0	98	2	0	
Dacca	32	18	11	10	187	6	33	18	11	0	188	12	0
Calcutta	4	17	8	7	263	0	441	1,208	13	2	18,122	15	6
Naddea	0	0	0	0	0	0	17	6	4	11	63	1	2
Turboot	0	0	0	0	0	0	2	1	10	9	16	11	6
Total	108	69	13	10	786	6	9,831	4,829	12	4,54,338	2	8	

About 16,000 more Mehals in the Chittagong District are capable of redemption, but the proprietors have hitherto not come forward.

The collections of Sayer and Miscellaneous Revenue amounted to Rupees 3,56,717 on a demand of Rupees 3,67,109, being at the rate of $97\frac{1}{2}$ per cent. The number of Estates, the property of Government, diminished by 1,438, owing almost entirely to the sale of the proprietary rights of Government. Out of a demand of Rupees 26,48,114, the collections aggregated Rupees 20,41,774, which is at the rate of about $76\frac{1}{2}$ per cent. The remissions somewhat exceeded 1 per cent. The collections on the Sudder Jumma demand of Rupees 8,10,318 amounted to Rupees 5,78,864, being at the rate of $71\frac{1}{2}$ per cent. The disbursements from the assets of Wards' Estates aggregated Rupees 24,31,537, including payments on account of Government Revenue, expenses of management and maintenance. The aggregate surplus at credit of the Estates under wardship was Rupees 5,18,715, of which Rupees 4,53,649 had been invested in Government Securities. Four hundred and nine Estates were under attachment during the year, 112 by order of the Civil Courts, and 289 by order of the Criminal Courts. The collections on the Sudder Jumma amounted to 87 per cent. during the year, leaving 13 per cent. outstanding, which, although considerably below those of the preceding year, is sufficiently favorable when it is considered that these Estates cannot be sold till after the close of the year. On the Mofussil rental demand, the collections reached 77 per cent., leaving an outstanding balance of 23 per cent. The collections of the year under notice are, however, nearly 7 per cent. higher than those of 1860-61. The disbursements amounted to Rupees 2,21,513, including Rupees 99,729 disbursed as Government Revenue, and Rs. 96,279 paid by order of Court in satisfaction of claims of other parties, leaving a surplus at credit of the proprietors of Rupees 1,37,121. In the Wards' Institution in the Presidency the number of pupils during the year was 9; their ages range between $13\frac{1}{2}$ and $17\frac{1}{2}$ years. The expenditure of the Institution was Rs. 27,450-3-3.

Act X. of 1859.—The number of suits instituted during the year was 1,38,947, being more than thrice the number instituted during the last year (1858-1859) of the old summary suit laws. These, with 8,640 suits remaining from the previous year, give an aggregate file of 1,47,587 suits, of which 1,36,442 were disposed of during the year, leaving 11,145 pending at its close. Of the entire institutions, 1,17,113 were on account of arrears of rent (one-half of these belonging to the four Districts of Chittagong, Backergunge, Jessore and Nuddea,) leaving 21,834 suits of all other descriptions. There were 39,536 applications for enhancement of rent of which 26,295 belonged to Nud-

dea, and 4,103 for relinquishment of holdings chiefly in Purneah, Beerbhoom and Nuddea. Of 32,788 cases of execution of decrees, 26,342 were disposed of, leaving 6,446 pending at the close of the year; only 25 cases had been pending more than six months. The applications for sale of distrained property numbered 2,129, including 335 belonging to the previous year. Of these only 250 or 12 per cent. terminated in sale. In 522 instances, or about one-fourth of the whole, security was given, and in 1,194 instances, or more than 50 per cent., compromises were effected with the object of averting sale. The number of resumption suits instituted during the year is very large, being no less than 21,258, which added to the number remaining from the previous year, gives an aggregate file of 24,772. The cases of exemption of estates from sale under Sects. 17 and 18, Act XI. of 1859 were:—

	In Sylhet.	In all other Districts.
	Rupees:	Rupees.
Number of Estates exempted	25,831	1,033
Their Sudder Jumma ...	4,63,118	4,19,774
Arrear at time of sale ...	98,275	65,020
Amount of arrear realised ...	63,307	37,476
Remaining due ...	34,068	27,543

The following statement classifies the Prisoners in confinement for Government demands:—

In confinement at close of previous year	9
Confined this year	71
Released	72
In confinement at close of year	8

Waste Lands.—There were 126 estates with 19,051 acres settled in Cachar on a jumma of Rs. 7,500-1-7. In Assam 862 mehals were settled with a jumma of Rs. 4,70,249. Of 407 Estates under the charge of the Commissioner in the Sunderbuns, 163 were lots granted, and 85 lots not yet granted, making 248 in all, and leaving 159, of which 99 were Henckell and Donnelly's Mehals, and 60 resumed Estates.

There were 11 Mehals under Khás management, with a total demand of Rupees 1,54,884, of which Rupees 1,54,163 were realized during the year, leaving a balance outstanding at its close of only Rupees 721—Rupees 218 of this sum being irrecoverable. Forty-five Estates, with an area of 1,89,820 acres, and an eventual maximum jumma of Rupees 1,38,816 remained for settlement in the following season, and twenty-five Estates, with an area of 46,059 acres, and a jumma of Rupees 35,712 for resettlement; there were also 57 resumption suits for trial, 39 inspection cases, and 48 cases for survey, involving an area of 1,61,168 acres. The total grants of waste lands up to end of 17th October 1861 under the old rules are as follows:—

Number of Grants made	337
Area in Acres	12,53,648
Present Jumma	44,585 5 9
Eventual Maximum Jumma	383,102 7 5

The grants are taken principally for tea cultivation, which is steadily and swiftly progressing. On May 1st 1862 there were 110 Europeans in Cachar most of whom were Tea-planters. It was estimated that tea to the value of ten lakhs would leave the district during the season. Further details will be found at page 73 of this volume.

Fisheries.—The following is what has been done in giving effect to the orders of Government for the resumption and settlement of Fisheries in Navigable Rivers.

TOTAL UP TO CLOSE OF 1861-62.

Number of blocks settled	376
Amount of rent at which settled	41,882-5-4
Number of Suits instituted under Regulation II. of 1819	966
Decided in favor of Government	316
Decided in favor of Individuals	212
Struck off	77
Pending	361

The following shows the result of the sale of the Zemindary right in Government Estates during the year :—

DIVISIONS.	No. of whole Estates sold.	No. of Shares sold confiscated for rebellion.	Area in Acres.	Sudder Jumma.		Mofussil Jumma.		Price realized.			
Bhaugulpore	56	811	551	14	553	10	3½	8,097	0	0
Burdwan	145	6,290	7,815	0	14,544	0	0	89,689	0	0
Chittagong	32	12,348	9,910	0	11,036	3	5	99,166	0	0
Cuttack	7	81	69	12	94	2	1½	2,202	0	0
Dacca	847	40,323	20,666	6	21,442	10	9½	3,34,442	15	0
Nudda	109	59,577	1,20,938	2	1,05,115	8	6	8,25,672	12	0
Patna	181	64,263	1,31,779	12	1,42,267	6	4	12,88,970	0	0
Rajshahye	154	27,594	47,175	6	1,17,376	1	3½	3,86,645	0	0
Total	1,531	5	2,11,087	3,48,966	6	4,12,629	10	9	30,34,886	11	0

If to these be added the sales effected in previous years, the total number of Estates sold is 2,103 (besides 127 confiscated shares of the Estates of Rebels), with an area of 4,01,793 acres, and a sudder jumma of Rupees 6,06,608. The aggregate price realised was Rupees 56,60,565, of which Rs. 5,37,271 was on account of the shares. The balance at credit of the Record Fund was Rupees 41,435, to which was added during the year Rupees 21,449; the sum disbursed was Rupees 5,957, leaving a balance at credit at the close of the year of Rupees 56,927, subject to an unadjusted charge of Rupees 1,411.

Steps were taken for the formation of Official Libraries in the different Districts under the Resolution of Government, dated the 5th March last.

SURVEY OPERATIONS IN THE LOWER PROVINCES.

From 1st October 1861 to 30th September 1862.

ON the 6th March 1863, H. L. Dampier, Esq., Secretary to the Board of Revenue, forwarded to the Government of Bengal Statements and copies of Reports relative to the Survey Operations of the year which expired on the 30th September 1862.

First Division.—Professional, completed the Northern half of the Tipperah District containing 1,226 square miles, at an average cost of Rs. 29-5-11 per square mile. The remaining half of the District containing about 1,000 square miles with 1,934 villages will be completed in the present season.

Demarcation.—The Head-Quarters of this Branch have been at Dinagepore, and though the Registers have been, to a considerable extent, brought up, yet 99 English and 96 Bengali Registers, belonging to six Districts, remain to be written. Of cases technically called “arrears” 726 were disposed of, leaving still 186 to be enquired into. The cost of the Establishment amounted to Rs. 22,275-5-7.

Second Division.—Professional.—This party were engaged, at the desire of the late Lieutenant Governor, for the first two months of the field season in surveying the waste lands about Darjeeling. As the Maunbhoom Survey would have suffered from further delay, a small party under Mr. Ivey was left to continue the Waste Lands Survey, and the Head-Quarters went to Maunbhoom, where they surveyed 787 square miles at a rate of Rs. 42-5 per square mile. The Darjeeling party (including all work) had completed 881 square miles at a rate of Rs. 54-9-11 per mile when an outbreak of jungle fever put a stop to their operations. A grant of Rs. 11,036 has been assigned for the conduct of the operations of this party for the balance of the current season. *Demarcation.*—The area accomplished under Mr. Browne's superintendence was 775 square miles, containing 1,886 villages. The demarcation of the southern portion of Tipperah with parts of Bulloah is the work of the present season. The registers of the Burdwan District are now being brought up, and 28 English with five Vernacular Mehalwar Registers, and four English with three Vernacular Mouzahwar Registers have been completed. The yearly expenditure was Rs. 44,211-7-8 or at the rate of Rs. 57-0-9 per square mile.

Third Division.—Professional.—The field could not be taken till late in the season, in consequence of the country being low, and liable to inundation ; still, the party completed an area of 1,178 square miles at an average rate of Rs. 31-4 per square mile. The Hill tribes along the Cossiah Hill frontier resolutely opposed the survey of the boundary line, though it had been demarcated the previous year. The Thannah boundaries of Sylhet were found to be extremely complicated. *Demarcation.*—This party of the Third Division disposed in Sylhet of an area of 1,235 square miles. 37 English and 50 Bengali Pergunnah Registers were completed. The rate per square mile Rs. 61-0-6 is explained by the number and intricacy of the petty mehals in Sylhet.

Fourth Division.—Professional.—In this Division also it was impracticable to commence operations until late in the season. An area of 1,528 square miles was completed. The cost per square mile was Rs. 30 8-3. The contingencies which form a large part of the cost, were greatly increased, by the expenses of the *Teesta* steamer. A less expensive one, the *Despatch* had been applied for and sanctioned, but being required for other work the Surveyor was obliged to abandon the triangulation of the Hooringotta Estuary. *Demarcation.*—The work of this branch consisted mainly in the compilation of Registers, which were as follow :—

Boundary	108
Adumlnishan	2,638
Miscellaneous	3,623
Appeal	71

The amount of cases decided is satisfactory, although of Adumlnishan and Miscellaneous cases the Return shews 1,413 and 1,183 still pending.

Fifth Division.—Professional.—The Topographical Survey of the Kookie Hills, East of Chittagong, and North-west of Akyab, was undertaken by this party under Mr. O'Donel. No demarcation of internal revenue boundaries was required. An area of 3,525 square miles was surveyed at a cost of Rs. 13-1-6 per square mile. Mr. O'Donel was highly successful in dealing with these wild tribes.

Sixth Division.—The Professional and demarcation branches were both under Captain Thompson. In Hazareebaugh 2,305 square miles of Topographical Survey were accomplished at a cost of Rs. 14-1-1 per square mile. *Demarcation.*—In this branch an area of 1,468 square miles containing 2,032 villages were completed at a cost of Rs. 4,961 or Rs. 3-6 per square mile.

In both branches the cost of work was less than the last year ; while the area completed by the professional branch exceeded that of the former year by nearly 2,000 square miles.
General Statement.—The following statement gives, at one view, all that was accomplished by each of the six establishments, and the usual results, compared with those of the preceding season.

Division.	Superintending Officer.	Number of village circuits.	Area surveyed in sq. miles.	Total cost including interval Estate Areas.		Average rate per square mile.		Average rate per village circuit.	
				Rs.	As. P.	Rs.	As. P.	Rs.	As. P.
1st	Mr. R. B. Smart	1,596	1,226	36,012	3 6	29 5	11	22 8	11
2nd	Major J. L. Sherwill	668	787	33,311	10 9	42 5	0	49 13	9
3rd	Detached party for Darjeeling Tea Allotments	76	94	14,807	7 2	157 8	3	
3rd	Mr. N. T. Davey	1,219	1,178	36,322	13 4	31 4	0	30 3	2
4th	Major J. E. Gastrell and Lieut. W. J. Stewart	900	1,528	46,980	13 6	30 8	3	44 10	7
5th	Mr. J. H. O'Donel	3,225	46,177	1 7	13 1	6	Topographical.	
6th	Capt. G. H. Thompson	2,305	32,441	12 7	14 1	1	Topographical.	
Totals and average for season 1861-62		4,459	10,043	2,46,553	14 5	21 15	4	34 14	10
Ditto for seasons 1860-61		6,681	8,046	2,15,526	3 6	24 14	10	32 4	0
Difference		2,222	1,997	31,027	10 11	— 2 15	6	× 2 10	10

CHOLERA IN THE DELHI DIVISION IN 1861.

Punjab Records, No. VIII.

IN forwarding to Government this Report by Dr. David B. Smith, M. D., Civil Assistant Surgeon of Delhi, C. Brown, Esq., Commissioner Delhi Division, remarks that whenever this epidemic attacks a body of men, they should be at once moved, and suggests that suitable localities should be fixed on beforehand in order to save time if the removal of the troops should be necessary. The famine which occurred previous to and during the period under report is stated to have been in great measure the exciting cause of this outbreak of cholera. In the city of Delhi alone more than *nineteen thousand* persons were fed daily. It is not surprizing therefore that with exhausted physical power, and depressed minds, cholera found them an easy prey. Cholera made its first appearance at the villages Ferozepore, Noh, and Sunoh, which it reached from the Bhurt-pore territory. The disease showed itself at Goorgaon about the middle of June, where in 10 days, 80 of the poor died. Dr. Christison of the Khelat-i-Ghilzie Regiment was sent to Goorgaon to superintend those attacked. He reports having admitted to Hospital from June 16th to the end of the month 193 persons of whom 90 died. In July there were only five new cases. Among the 400 police of the district only 2 men were attacked and both recovered. The epidemic commenced at Ferozepore and followed the lines of road, being most severe in the villages on these roads. Up to the end of July about 1,190 deaths from cholera were reported in the Goorgaon district, out of a population of 700,000. On June 27th cholera had broken out at Bullubghur, but was subdued in about a fortnight. At Delhi the disease first made its appearance on the 21st June in the "*Koodsia Bagh*" poorhouse, where only the very weakest adults and children had been admitted. From that date until the end of the month 32 cases, occurred of which 15 terminated fatally; the number of inmates was about 500. On the 28th cholera appeared in the jail, and on the 1st July 21 prisoners, out of 464 were in hospital. On the suggestion of Dr. Smith 57 short term prisoners were at once released to diminish the chance of spreading the disease. In the Delhi-gate poorhouse, adjoining the jail, in which there were 597 inmates, no less than 124 became affected when the disease appeared in the jail. The following statement shows the relative amount of sickness and mortality in the different asylums :—

Largest number of persons receiving <i>daily</i> support in the Delhi-gate Asylum from March 13 to July 31	780
Largest number in hospital <i>in one day</i>	...	145
Total number of deaths in the time noted		68
Number of deaths from cholera during the month of July	55
Largest number of persons fed <i>in one day</i> during same time, in the <i>Koodsia Bagh</i> Asylum	783
Largest number in hospital <i>in one day</i>	...	157
Total number of deaths during the time noted	159

After the date mentioned no single case occurred. The part of Delhi next visited by the epidemic was the Eedgha Asylum where 6,888 persons received food daily. The only permanent inmates were the sick in hospital, 250 in number. Of these 50 persons fell victims to the epidemic during the month of July.

Largest number of persons fed in one day from March 13 to July 29	9,402
Largest number in hospital in one day during same period	340
Total number of deaths in same period	...	182
Ditto ditto of cholera	150

On July 4th the disease appeared in H. M.'s 82nd Regiment. In all 103 cases occurred of which 49 proved fatal. On July 6th the first case appeared in the police hospital. It proved fatal. On July 7th the first case occurred in the Artillery lines. There were 31 persons attacked in all of which 10 died.

In the 13th Regt. N. I. 10 cases occurred and 5 deaths. No deaths occurred in the Garrison hospital. The following table shews the number of deaths in the city daily reported at the "Kotwalee" until the 6th August when the epidemic had died out only 3 deaths having occurred :—

JULY	10	15
"	11	10
"	12	24
"	13	18
"	14	22
"	15	25
"	16	24
"	17	24
"	18	25
"	19	30
"	20	25
"	21	32
"	22	33
"	23	33
"	24	20
"	25	24
"	26	25
"	27	13
"	28	9
"	29	11
"	30	6
"	31	7
AUGUST	1	12
"	2	10
"	3	10
"	4	5
"	5	3
					<hr/>
		Total	453

These 453 deaths, added to the 15 which occurred before the 10th instant, gives a total mortality *as reported* of 468.

The total mortality has been,

Among Europeans	59
" Natives	618
				<hr/>
Grand Total	677

Many natives no doubt died who are not included in this number, it is however on the whole tolerably accurate. The cessation of the epidemic in different localities was not simultaneous.

The history of cholera in Delhi may be summarized as follows. Delhi has always been considered unhealthy as a residence for Europeans. Previous to the mutiny of 1857 the troops of the station were all quartered outside the city to the north of the Delhi Ridge, beyond which was a swampy plain extending 10 miles. By the overflow of

the Jumna this tract of country became one entire morass, and the return of the water to its proper channel being impossible, the river banks being higher than the surrounding country, the whole sweep of country was often under water until the end of April. This tract of country extended to Alipore which bore northwest of the old cantonments. It was always remarked that a *northwest* wind, that which blew across this tract, always brought sickness with it. The villages near the Jheel and Alipore itself were notoriously unhealthy. These facts will sufficiently account for the unhealthiness of the old cantonments. Delhi is 800 feet above the level of the sea and lies in Lat. $28^{\circ} 39'$; Long. $77^{\circ} 18'$. Formerly it enjoyed great immunity from cholera; when visited by it in 1845, only 708 persons died, out of a population of more than 150,000. It was then free until 1856 when only 846 persons were carried off. During the siege in 1857 cholera occurred both in the city and in the British camp outside. It attacked those Regiments chiefly which had marched from long distances up-country. In the Foot Artillery from June to September 56 cases occurred of which 28 proved fatal. H. M.'s 75th Regiment had, during the same time, 49 men attacked of whom 19 died. In H. M.'s 60th Rifles 28 cases were treated—15 deaths. No exact data could be procured of the other European Regiments in camp; but all suffered more or less. Perhaps H. M.'s 61st Regiment lost most men. The 4th Sikh Regiment had 85 men attacked in June alone; of these 34 died. 101 cases were treated altogether, 44 of which proved fatal. In the 1st Punjab Infantry 52 cases were treated, and 15 terminated fatally. In 1858 cholera again appeared in Delhi. The jail returns shew that of 16 cases, 11 proved fatal. The epidemic under report was marked by no special peculiarity. The general appearance of the disease varies considerably in its general features in Europeans and Natives. Thus Natives very seldom complain of cramps; to Europeans, however these are commonly a source of great pain; retraction of the præcordia, on the contrary is much more striking among them than among Europeans. On the whole, the disease is less intense, in the case of Natives,—equally *fatal*, but as a rule, *less developed*. Prior to, and contemporaneously with the attack of cholera under report intermittent fever prevailed to a less degree than usual; subsequent to it, fever and dysentery seemed to become rife. During this epidemic, no European resident in the city was known to have died of it.

During the rainy season of 1860-61 only 7 inches of rain fell. During the season now reported on 22 inches fell in June and July alone. During the epidemic the prevailing wind has been

east and north-east ; as soon as a west or north-west wind set in the epidemic abated. The morbid anatomy of cholera having been deeply studied, is now tolerably well understood. Unfortunately, however, microscopic examination has proved, as yet, of little practical value. The following are assigned by different theorists as the proximate cause of cholera ; suppression of bile, fatal exosmosis from the intestinal mucus membrane, decrease of the saline constituents of the blood, alteration of its fibrine, devitalization of the blood by non-development of the red globules, paralysis of the heart, non-oxygenation of the blood in the pulmonary texture and many others. Dr. Smith inclines to the opinion that cholera results primarily from a nervous lesion of the sympathetic system ; he is also of opinion that it is transferable but not contagious. Various means have been, at different times, adopted for the cure of this disease, but there appears to be no regular plan for its treatment, medicines which are reported to produce the best effects during one epidemic, being almost failures in another, and even differing in their effects at different periods of the same epidemic. Dr. Smith believes Calomel to be our best remedy, at present, for cholera.

Native Ideas.—Colonel Sleeman, in his “Rambles and Recollections,” gives the following interesting account of native belief regarding the origin of cholera in the Saugor territories:—“When Lord Hastings took the field against the Pindarees in 1817, the division of the Grand Army under his command was encamped near the grove in Bundelcund where repose the ashes of Hurdoul Lala, under a small shrine. A cow was taken into this grove to be converted into beef for the use of the Europeans. The priest in attendance remonstrated, but in vain ; the cow was killed and eaten. The priest complained, and from that day the cholera morbus broke out in the camp ; and from this central point it was generally understood to have spread all over India. The story of the cow travelled at the same time, and the spirit of Hurdoul Lala was everywhere supposed to be riding in the whirlwind, and directing the storm.” * * * * * “Up to within the last few years the spirit of Hurdoul Lala had been propitiated only in cholera morbus, but now he is supposed to preside over all kinds of epidemic diseases.” Both Hukeems and Baidas entertain the opinion that cholera is dependent on a *matéria morbi*, which should, if possible, be expelled the body. The Baidas say cholera is produced partly by indigestion, and partly by want of stimulation in the system. Some of their indications of general treatment are very correct : thus they recommend that no food should be given at first, and very little

to drink ; they acknowledge too the efficacy of giving cold drinks and of keeping the patient absolutely at rest.

THE LAHORE MEDICAL COLLEGE.

1860-62.

Punjab Records, Vol. VI., No. I.

THIS report was submitted to Government by the Principal, Dr. Scriven, on the 1st May 1862. Although open since October 1860 no regular report was drawn up at the end of the official year 1860-61, the college not having been in full working order. The first Matriculation examination which was held under circumstances of much difficulty, resulted in the admission of 5 students to the English class and 44 to the Hindustani. At the second Matriculation examination held on September 13th 1861, 5 Natives were admitted to the English class and 16 into the Hindustani. To 5 of these students, scholarships of Rs. 10 per month were given. Although anatomy was rather delayed, fair progress was made in the following winter season. At the third Matriculation examination 19 vacancies were filled up, making 60 students in all, the full number allowed by Government.

		ENGLISH CLASS.			
Europeans,	...	1	} Punjabees.	} Total 7.	
Hindoos,	...	4			
Mussulman,	...	1			
Hindoo,	...	1			Bengallee.
		NATIVE CLASS.			
Hindoos,	...	27	} Natives of Punjab and its dependencies.	} Total 60.	
Mussulmans,	...	28			
Hindoos,	...	0			} North-Western Pro- vinces.
Mussulmans,	...	5			

Bodies for Dissection.—Although anxiety was felt on the head at the opening of the college, the supply was 87 in all. The early completion of the college and hospital, with lines for the students, is strongly advised for sake of enforcing discipline, which cannot at present be done.

Income and Expenditure.—With a few trifling exceptions, the amounts under these heads exactly balance each other. The entire expenditure appears to be Rs. 36,390.

MEDICAL COLLEGE HOSPITAL REPORT.—The building used for the college hospital was most unsuitable, having been formerly a stable and without doors or windows. It accommodated about 36 patients. The number of patients treated during the two years is as follows :—

	1860.	1861.
Total patients treated	7,520	7,302
" " cured	4,327	4,289
" " relieved	590	550
" " incurable	27	44
" results unknown	2,409	2,256
Died	63	73
Remaining... ..	10½	90

On the 28th May 1862 the Secretary to Government, Punjab, in acknowledging this Report, states that Government was quite satisfied with the progress made, considering the limited means at the disposal of the college and the absence of proper buildings, which were to be commenced as soon as the sanction of the Supreme Government was obtained.

POPULAR EDUCATION IN THE PUNJAB.

1861-62.

THIS report was submitted by Captain A. R. Fuller, Director of Public Instruction, on June 4th 1862. The new system of organization proved economical and efficient. Its success, however, depends mainly on the active and spontaneous efforts made by the District Officers. Frequent inspection of Vernacular schools by the chief Mohurir was most beneficial; this however should not interfere with the direct responsibility of the Tehseeldars for the welfare of their schools. The levy of fees still continued to act injuriously on the increase of attendance, but, having been laid down as the fixed policy of the state, should be enforced. The amount expended on Education from Imperial funds, as contrasted with the previous year, is as follows :—

In 1860-61	Rs. 1,48,853
In 1861-62	„ 1,75,758

The proportion of the cost of supervision to the cost of instruction was much reduced. On a total expenditure of Rs. 4,60,784 the cost of supervision amounted to Rs. 81,064 which gives a percentage of 17.5. Several improvements were introduced in the Normal Schools, from which 398 teachers or candi-

dates for teachership have obtained certificates. In consequence of the success of the pupils of the Lahore and Delhi schools, it is proposed that they should be raised to the grade of colleges. Grants-in-aid to private Institutions have been added to during the year by Rs. 373 per mensem. An aggregate amount of Rs. 73,864 has been provided out of the 1 per cent. Educational Cess Fund during the year for building 45 Tehseeli, and 491 Village school-houses. All the Zillah schools have been supplied with maps, globes, and books. The schools at Lahore and Umritsur have been given, in addition, numerous diagrams and a valuable set of philosophical apparatus at a cost of £120 each, those of the Delhi school are still more valuable, having cost £300. Written examinations have been held to some extent, especially in the Lahore circle. Ten students educated in the Punjab, presented themselves for matriculation at the Calcutta University; of these 4 were successful. It is much to be desired that the wealthier classes of the native community should be induced to contribute towards the expenses of education. Measures have already been taken by most of the Missionary schools in receipt of grants-in-aid, to render them self-supporting by the adoption of the fee-system. The people have in some measure followed this lead, and adopted the same course, grants having been made for the support of Elementary English teachers in Zillah schools to the amount of Rs. 273 per month. Several adult English schools have been started by the native community on the grant-in-aid principle with marked success. The number of female schools has risen from 812 to 1,312, and the number of names on the register from 812 to 1,312. In the Normal schools 405 students were in training at the close of the year. The Private Institutions receiving Government aid comprise 15 of the higher, and 15 of the lower classes. Of these 24 are male schools, 4 female, and 2 mixed. The higher class schools contain 2,290 scholars with an average attendance of 1,925, the lower 623, with an average of 484. The monthly aggregate of grants-in-aid disbursed by Government during the last 3 years stands as follows :—

1859-60	Rs. 1,350
1860-61	„ 2,116
1861-62	„ 2,590

Small scholarships varying from Rs. 5 to 8 annas per mensem are still given to the best boys in the upper classes of Zillah schools. The expenditure on this head has increased from Rs. 209-10 to Rs. 388 per mensem. At the 23 Zillah schools Rs. 4,369 have been collected in fees, against Rs. 4,020 in 1860-61.

The rapidity with which the study of English extends is shewn by the following figures :—

	1859-60.	1860-61.	1861-62.
Boys learning English in ...	1,725	3,164	4,439

Summing up these general results we find that there are 1,982 schools of all kinds in the Punjab, either directly under Government or connected with it by grants-in-aid. The number of pupils in these schools at the close of 1861-62 amounted to 52,480, and the average daily attendance was 42,192. The aggregate expenditure on education during the year was Rs. 5,11,284 from all sources. Of this Rs. 1,75,758 have been charged to the Imperial Revenues and Rs. 2,84,976 to the 1 per cent. Educational Cess Fund. The rest has come from private sources, such as endowments, subscriptions, fees, &c. On Vernacular school houses Rs. 73,864 have been expended. The general abstract of the cost of education will be found in the *Administration Report* of this year as summarized in the *Annals*, Vol. 6, page 472.

The Government in reviewing this report directs attention to the problem of the best medium of conveying instruction to those of the population who speak Poooshtoo only. Government is satisfied with the progress made during the year, and appreciates the judgment shewn in the supervision.

EXTERNAL COMMERCE OF RANGOON AND BASSEIN.

1860-1861.

THIS report consists merely of tabular statements, which may be summarized as under :—

Total value of dutiable goods imported into the Port of Rangoon during the year ...	Rs.	33,28,577
" " " Exported ...	"	27,84,274
" " " Free Imports ...	"	16,29,367
Of this Silver treasure amounted to ...	"	2,67,453
" " " Exports ...	"	5,74,929
Of this Silver treasure amounted to ...	"	23,736
" " " Free Imports Re-Exported ...	"	89,155

Total number of square-rigged vessels arrived in the Port during the year	1,90
Tonnage of do. Tons	82,896½
Total number of nate crapts	8
Tonnage of do. Tons	916

Total number of square rigged vessels departed from the Port	187
Tonnage of do.	Tons 80,794
Total number of native crafts	14
Tonnage of do.	Tons 1,352
Total value of dutiable goods imported into the Port of Bassein during the year	Rs. 10,987
" " " Exports	" 570,525
" " " Free Imports	" 2,77,773
Of this Silver treasure amounted to	" 97,909
" " " Exports	" 63,218
Total number of square rigged vessels arrived in the Port during the year	27
Tonnage of do.	Tons 16,928
Total number of native crafts	18
Tonnage of do.	Tons 1,141½
Total number of square rigged vessels departed from the Port	25
Tonnage of do.	Tons 14,553
Total number of native crafts	36
Tonnage of do.	Tons 2,602½

REPORTS OF THE SUDDER NIZAMUT ADAWLUT OF
THE NORTH-WESTERN PROVINCES IN CRIMINAL
AND CIVIL JUSTICE FOR 1860 AND 1861.

THE statistics contained in these reports will be found in the analyses of the Administration Reports for the years to which they refer.

CRIMINAL REPORT FOR 1861.

It appears from the report that there was an increase of 654 persons for trial during the year. The proportion of persons convicted and committed, to those whose cases were finally disposed of, was 62 per cent. against 63 per cent. in the preceding year. The proportion of reversals to appeals tried was favorable being 29 per cent. Of persons tried at the Sessions Courts 31 per cent. were acquitted. The number of Miscellaneous cases has diminished from 2,15,747 to 1,67,060 which is attributable in part to the transfer of Police duties to a separate department. Out of 2,02,022 witnesses examined during the year, 92 per cent. were dismissed after one day's attendance. In Goruckpoor all the witnesses, 9,409, were dismissed within the day. The duration of the Thannah enquiries was too

long, being on the average three days, and that of cases in the Magistrates' Courts in which Police Agency was employed was 14 days, being one day more than in 1860. Only 24 per cent. of the appeals from Assistants' orders were reversed or modified. The amount of fines realized under Act XVI. of 1850 was 16 per cent. against 15 per cent. in the previous year. There was an increase in petty cases brought before the Court, their number having doubled in Benares, and in Furruckabad increased by 40 per cent. Only 11 per cent. of the persons whose cases were called for by the Court were acquitted as compared with 16 per cent. in the past year and 24 per cent. in 1859. The Court disposed of the cases of 763 persons during the year as compared with 723 in 1860, only 22 cases remaining pending trial at the close of the year. The improvement of the Village Police was engaging the attention of the Inspector General. The plan has been adopted in the district of Bareilly which if successful will be extended hereafter. Over a compact circle of villages, each having its own complement of watchmen, a Jemadar, having superior pay is placed. His duty is that of inspection and control; and it is intended that such of these Jemadars of Chowkedars as distinguish themselves by an active and faithful discharge of their duties shall at the end of each year receive a pugree or other distinction. By these means it is hoped that the Chowkedars, being brought under some supervision, will gradually become more efficient.

DEATHS IN MADRAS DURING 1860.

ROBERT COLE, Esq., Principal Inspector General Medical Department, submitted this Report on August 27, 1862. The number of deaths registered during the year was 13,498. The mean average of the previous five years was 9293.6, and the increase in 1860 above the former average 4,204. This increase has been due in some measure to the prevalence of epidemic disease, especially cholera, diarrhœa and dysentery. One of the great difficulties in comparing the death-rate of the Presidency town, with that of any place the statistics of which are accurately known, is the impossibility of fixing the probable number of inhabitants. The population has been variously estimated, and the estimates vary from 720,000 to 450,000. But there are good grounds for supposing the total of inhabitants to be not more than 450,000, if indeed there are so many. The registered deaths in Madras, in the six years ending 1860, have averaged in round numbers 10,000 a year. Allowing another thousand to represent the unregistered mortality, and supposing the population to be

700,000, this would give a general death rate of only 15·7 per thousand. But, supposing the population to be four and half lacs instead of seven, the death-rate estimated for the same period would be 24 per thousand, the latter rate is the most to be relied upon. In the Madras Native Army the death rate is found, by the statistics of a number of years, to be about 18 in the thousand in the Presidency, while in Burmah, the Straits, or China it has ranged as high as twenty-nine. While the general average of the past six years shows, with imperfect registration, a death-rate of 24 per estimated thousand of the population, the year 1860, which as before stated was an unhealthy year, gives on the actual number of deaths registered a rate of 30 per thousand. Madras will bear a favorable comparison with those of Bombay or Calcutta, which for a given superficial area have denser populations. During the months of January, February and March, the population of Madras was singularly free from epidemic diseases. *Cholera* was almost entirely absent; only seven deaths being registered from that disease in the three months of the first quarter. *Small-pox* was not of frequent occurrence during this year. *Fevers* were, however, somewhat more prevalent than usual at this time, as were diarrhœa and dysentery. In the second quarter of the year, the mortality began to increase from cholera and dysentery. Of cholera, there were 6 deaths in April, 21 in May, and 88 in June. About the latter part of this month, it became generally prevalent. In the third quarter, cholera attained its maximum, and in July it raged with great violence, destroying, according to the register 1,218 persons. In August there were 637, and September 276 deaths from cholera. During this period, the mortality was also high from fevers, dysentery and diarrhœa. In the fourth quarter the decline of the cholera epidemic continued slowly and simultaneously; with this decline in the cholera mortality, there was an increase in the number of deaths by fevers, diarrhœa, and dysentery.

Year.	Deaths from the undermentioned Diseases.	Total.
1860.	Cholera	2,580
	Fevers	2,459
	Small-pox	245
	Diarrhœa	1,012
	Dysentery	1,326

The scanty rainfall of the year was highly prejudicial to the public health, both in failing to cleanse the surface soil from impurities and in enhancing the cost of the food of the native community. April, May, and June constitute the healthiest season in Madras. These are the months in which epidemic diseases are reduced to their minima, and in which the propagation of morbid germs giving rise thereto appears to be in a great measure held in abeyance. How far these actual results may have been influenced by the strong Southerly and Easterly winds which prevail in these months, and which reach Madras uncontaminated by noxious vapours arising from surface soil, is a question of very considerable interest. It cannot, however, be discussed with any satisfactory results, until the comparative amount of ozone, sea air and land winds, has been tested here; the opinion is probably correct that Madras owes much of its immunity from epidemic disease during the hot months to the regularity with which these purifying breezes blow. The unhealthy months on the western coast are those when the land or north-east winds prevail, or when the sea breeze is absent, or irregular. The periods of greatest sickness and mortality are exactly opposed to what we find on the eastern coast. In Bombay for a period of ten years the greatest mortality occurred in the month of April. It is in this month that the cholera mortality attains its greatest intensity while August is the month when the disease is the least fatal. The more persistently a town or locality is exposed to a direct sea breeze in any portion of the year, the greater the immunity from cholera appears to be. The cholera epidemic of 1860 caused one-fifth of the whole mortality in the town of Madras, where the cholera poison seems to have found a permanent resting place. The proportion of deaths by cholera to the total mortality in each class of the community is as follows:—

Europeans	16.5 per cent.
East Indians	21.6 do.
Hindoos	17.6 do.
Mahomedans	25.9 do.

It is worthy of remark that the researches of all those eminent men who have considered the mode of propagation of cholera, go to prove that the peculiar poison which causes the disease is, for the most part, cast off from the body by vomiting and purging. This has been proved experimentally by feeding dogs and other animals with these discharges in various stages of decomposition, and the animals dying subsequently with symptoms analogous to those of cholera. Some soils and waters

are more favorable than others for the retention and increase of the cholera poison, though what the exact nature of the poison may be, we have no satisfactory evidence to show; but it is quite within the bounds of possibility that, in a few years hence, the peculiar nature of this and other allied poisons will admit of clear and precise definition. The following table shows the proportions of various classes of disease which caused the mortality in the whole population and in the several sections of it.

Number.	Cases of Disease.	Percentage of deaths to total mortality.				
		All classes.	Europeans.	East Indians.	Mahomedans.	Hindoos.
1	Zymotic diseases	57.105	44.571	44.827	57.497	57.590
2	Diseases of uncertain or variable seat	5.688	4.571	5.956	7.226	5.366
3	Tubercular diseases	4.496	5.142	3.448	6.097	4.189
4	Diseases of the Nervous system	7.993	10.285	14.420	8.762	7.608
5	Ditto Organs of Circulation	0.437	4.571	0.940	0.186	0.407
6	Ditto Respiratory Organs	3.748	5.714	7.210	4.110	3.540
7	Ditto Digestive Organs	4.963	10.285	5.329	2.619	5.347
8	Ditto Urinary Organs	0.392	4.000	0.940	0.180	0.361
9	Ditto Organs of Generation	3.074	0.571	3.761	3.387	3.039
10	Ditto Organs of Locomotion	0.296	0.571	0.000	0.180	0.324
11	Ditto Integumentary system	1.703	0.000	3.134	1.400	1.751
12	Malformation	0.000	0.000	0.000	0.000	0.000
13	Premature Birth and Debility	6.356	4.000	3.761	5.510	6.645
14	Atrophy	0.763	1.714	0.000	0.451	0.854
15	Age	1.555	0.571	4.388	0.722	1.658
16	Sudden deaths (cause unascertained)	0.325	0.571	0.940	0.406	0.287
17	Violent causes	1.103	2.857	0.940	1.264	1.047

In 1859 three hundred women are registered as dying in child-birth, and in 1860 there were 346. Of leprosy seventy-five males and thirty females died, the mortality being considerably in excess of the former year, when only sixty-one males and twenty females died of it. There were nine deaths in the year recorded as due to elephantiasis, six males, three females. Of carbuncle, sixty-one males and forty-seven females are reported to have died. The deaths of boys under five years of age amounted to 34.9 per cent. of the total male mortality

while the females of same ages died at the rate of only 29·05 per cent. From the ages of five to fifteen the death-rate of the sexes is nearly equal, but from the ages of 15 to 35 the mortality of females is in excess, and from the ages of 35 to 65 the deaths of the male population exceed considerably those of the female. Above the age of 65, the deaths of women are again in excess of the men, and the fair inference seems to be that a larger number of them live to attain that and more advanced ages. Accidental drowning in tanks, wells, or the sea, seems to have been fatal to fifty-two individuals. There were four fatal cases of snake bite (cobra de capello,) and one death resulted from the "bite of a rat." The death of a child ten years of age is reported to have followed the sting of a scorpion. Of suicidal deaths there were 16, and 15 of these were the result of drowning, and only one of hanging.

In commenting on this Report the Government, while pleased with the ability with which it is drawn up, complains that the late date at which it was submitted detracted from its utility.

DEATHS IN MADRAS.

1861.

IN the year 1861 the total number of deaths registered was 13,370, of which number 6,974 were males and 6,396 females. The cause of death was specified in 13,362 instances, leaving only the small number of 8 to which no cause could be assigned. During six years the mortality has been as follows :—

1855	10,627
1856	8,453
1857	6,968
1858	10,148
1859	10,292
1860	13,498
1861	13,370

The total rainfall was less than usual during this year, being only 36·303 inches instead of 51 inches which is the average rainfall in Madras. The average temperature of the air was slightly lower in 1861 than in 1860, and the hot season less trying and oppressive. The most unhealthy months were included in the period from July to October. Cholera attained its maximum height in September. This disease was more fatal even than in 1860, but more equally distributed throughout the year. In all 2,776 deaths were registered from cholera against 2,580 in 1860. Early in February the disease broke

out in an epidemic form amongst the coolies detained in the emigration depôt at Royapettah. This outbreak is noticeable inasmuch as it appeared to be clearly traceable to fœcal poisoning. It is not too much to say that cholera is almost, if not entirely, kept up by the filthy habits of the native population, who, whenever they have the opportunity, use the road sides and hedge rows and waste places, as open necessaries. The system is so deeply rooted amongst the people that nothing but the strong arm of the law can be brought to bear upon it, with the view of mitigating the evil and of diminishing the sources of cholera. The Municipal Act empowers the Commissioners to punish by fine all instances of neglect to remove filth (Sections 40 and 41) from houses or grounds, when such may be offensive or injurious to health, but the machinery for carrying out this authority would appear to be defective. It always must be so until Health Inspectors are appointed, and armed with authority to inspect the *interior* of native dwellings. Besides the heavy mortality from cholera the deaths were more numerous than usual from Small Pox. There were 655 deaths registered as due to this disease. The deaths from fevers were less in number being 2,169 against 2,399 in 1860.

The Proportion of Cholera deaths to total mortality was,

Europeans 14.9 per cent.
East Indians 21.5 do.
Hindoos 22.1 do.
Mahomedans 13.3 do.

In the past three years the deaths of young infants from convulsions have been steadily increasing being 526 in 1859, 706 in 1860, and 812 in 1861. This increase has kept pace with the filthy condition of the town during the two last years in which the scanty rainfall was inadequate to cleanse the surface, or to scour the ill-constructed drains of populous districts. The deaths from violence do not call for any particular remark; not a single case of "poisoning" appears in the Register for 1861. In 1861 there were not fewer than 812 deaths of babies, mostly under 12 months of age, from these convulsive affections. Foul air, overcrowding, and filth, kill tender infants, it would appear, through the operation of their poisonous influences upon the brain and nerves.

Government remark with pleasure the steady progress towards efficient Registration evinced by the statements submitted with Dr. Cornish's Annual Reports. They agree with him in thinking that the fact of the causes of death not being specified in only eight cases out of 13,370 deaths in 1861, may be

taken as fair evidence that no names are now admitted without due inquiry.

COMMERCE AND SHIPPING OF RANGOON, BASSEIN,
MOULMEIN, TAVOY, MERGUI, KYOUK PHYOO,
CHEDUBA AND AKYAB.

1861-62.

RANGOON.

Value of Dutiable Imports by Sea	Rs.	40,19,179	10	0
Ditto Free ditto ditto	...	13,02,912	4	0
Ditto Dutiable Exports ditto	...	43,48,887	7	0
Ditto Free ditto ditto	...	13,62,487	15	2
Ditto Free Imports re-exported	...	1,46,117	4	0
Number of square-rigged vessels arrived	...	257		
Ditto ditto ditto departed	...	262		
Ditto Native Craft arrived	...	11		
Ditto ditto departed	...	11		
Tonnage of square-rigged vessels arrived	...	1,21,011		
Ditto ditto departed	...	1,30,152		
Ditto Country Craft arrived	...	1,124		
Ditto ditto departed	...	1,023		

BASSEIN.

Value of Dutiable Imports by Sea	Rs.	5,136	10	11
Ditto Free ditto ditto	...	3,00,447	9	8
Ditto Dutiable Exports ditto	...	9,69,691	13	0
Ditto Free ditto ditto	...	1,03,278	6	0
Number of square-rigged vessels arrived	...	39		
Ditto ditto departed	...	43		
Ditto Native Craft arrived	...	41		
Ditto ditto departed	...	40		
Tonnage of square-rigged vessels arrived	...	24,452		
Ditto ditto departed	...	26,628		
Ditto Native Craft arrived	...	2,955		
Ditto ditto departed	...	2,943		

MOULMEIN.

Value of Imports by Sea	Rs.	8,23,648	15	5
Ditto Exports ditto	...	70,69,217	5	4
Ditto Imports re-exported	...	7,43,763	4	2
Number of square-rigged vessels arrived	...	232		
Ditto ditto departed	...	204		
Ditto Country Craft arrived	...	228		
Ditto ditto departed	...	250		
Tonnage of square-rigged vessels arrived	...	1,37,303½		
Ditto ditto departed	...	1,18,413½		
Ditto Country Craft arrived	...	26,343½		
Ditto ditto departed	...	27,619½		

TAVOY.

Value of Imports by Sea		Rs.	3,04,574	0	3
Ditto Exports ditto		...	1,92,483	11	7
Ditto Imports re-exported		...	42,335	15	7
Number of square-rigged vessels arrived		...	1		
Ditto ditto departed		...	1		
Ditto Country Craft arrived		...	185		
Ditto ditto departed		...	347		
Tonnage of square-rigged vessels arrived		...	90		
Ditto ditto departed		...	90		
Ditto Country Craft arrived		...	4,789		
Ditto ditto departed		...	6,546		

MERGUI.

Value of Dutiable Imports by Sea		Rs.	1,506	5	8
Ditto Free ditto ditto		...	1,27,277	4	2
Ditto Dutiable Exports ditto		...	1,623	6	0
Ditto Free ditto ditto		...	1,22,630	9	3
Number of Country Craft arrived		...	13		
Ditto ditto departed		...	14		
Tonnage of ditto arrived		...	668		
Ditto ditto departed		...	749		

KYOUK PHYOO.

Value of Imports by Sea		Rs.	5,093	0	0
Number of Country Craft arrived		...	2		
Ditto ditto departed		...	4		
Tonnage of ditto arrived		...	155		
Ditto ditto departed		...	534		

ISLAND OF CHEDUBA.

Value of Exports by Sea		Rs.	4,162	0	0
-------------------------	--	-----	-------	---	---

AKYAB.

Value of Imports by Sea		Rs.	50,51,955	12	0
Add Treasure Imported on account of Government	5,75,539	0	0
Total ...		Rs.	56,27,494	12	0
Value of Exports by Sea		...	46,01,530	4	0
Ditto Imports re-exported		...	617	8	0
Number of square-rigged vessels and steamers arrived		...	238		
Ditto ditto departed		...	222		
Tonnage of square-rigged vessels and steamers	1,18,010		
Ditto ditto	1,12,285		

CANAL IRRIGATION IN SIND.

Bombay Records, No. LXIX., New Series.

ON 26th February 1859 Sir Bartle Frere submitted proposals for the systematic canalisation of Sind. He gave a list of seven great Irrigational works which he considered possible in the province, and not too expensive to be undertaken out of its current revenues. Of these works the construction of the Mitrow Canal has already been sanctioned by the Indian and Home Governments, and a project for a perennial navigable canal from Roree to the Foolalie for the irrigation of the Hyderabad districts was favourably received by Government and the Home authorities.

Sukkur and Shadadpore Canal.—A third scheme proposed by Sir B. Frere was that of a great canal with a head at Sukkur and a course not far distant from that of the Indus, and calculated to give a cheap, and possibly a perennial, supply of water to the districts on the right bank between Sukkur and Sehwan. The papers connected with this project were submitted on April 30th 1861 by J. D. Inverarity, Esq., Commissioner, to the Government of Bombay. The canal proposed will extend from Sukkur to Shadadpore, a distance of 63 miles, and its probable cost is estimated at Rs. 7,29,820. It is proposed also to improve the navigation of the Indus by cutting away the right bank between Bukkur and Sukkur; the cost of which is calculated at Rs. 2,04,985. The Collector and his Deputy have little doubt that the perennial canal will prove a most remunerative work to Government, and the latter shows that at the low rates he proposes 82,000 beegahs of land now waste will yield a revenue of Rs. 61,500, and the yearly cultivation of lands which now require two years' fallow will yield a revenue of Rs. 83,000. Thus the annual return from the canal is estimated at Rs. 1,44,500, and allowing Rs. 34,915 for the cost of maintenance, the net return to Government will be Rs. 1,09,585, or about 15 per cent. on the proposed outlay of Rs. 6,98,306, exclusive of cost of lock-channel at head of canal. In the first 30 miles there are 18 existing canals crossed by the new line, and a portion of the country is at times liable to overflow; but these difficulties are described as capable of being easily dealt with. At its head, where the discharge will be 400 cubic feet of water per second, the canal will be 35 feet wide at bottom, with a depth of water of 6 feet. For 19 miles are these dimensions maintained; thereafter they are reduced, as circumstances require, until the limit of the canal (63 miles) is attained at Shadadpore, where the bottom width becomes

16½ feet and the depth 3 feet. The Collector says that when he took charge in 1852 of Larkhana, the revenues were just 3 lakhs, though the second year they did not reach much over 2½ lakhs. For 1859-60 the estimated revenues, including the huccab collection, are over *six lakhs*, and cultivation is annually extending and will extend. The improvements to the Ghar and the cutting of the Fordwah have chiefly caused this. Give water, and the revenues will follow. The Deputy Collector shews that the revenues of the Soojawul and Kalladhera talookas have increased 27½ and 100 per cent. respectively within the short period of six years—a most favourable result, which has been brought about by augmenting the supply of water. The existing cultivation might in time be trebled by supplying a sufficient volume of water at a level high enough to enable the cultivators to irrigate their land without having to raise the water by wheel.

Irrigation in Sind.—Among the papers on the subject of the canal projects there is one on this subject drawn up in 1855 by Lieutenant J. G. Fife while superintending the Narra Survey. Sind is an alluvial plain, almost every portion of which has, at some time or other, been swept by the Indus or its branches. In plains like this, formed by the deposit from the river, the land is always highest at the river bank, and low the further the bank is receded from, the river bringing down from the hill torrents a greater quantity of detritus than its stream (moderated in velocity in the valley below) can carry forward. About 800 years since the Indus forsook an ancient channel for its present one, but the banks, are now only sufficiently raised above the country inland to admit of a very imperfect description of irrigation. In some places the slope of the plain from the river bank is a foot per mile, in others it is only 6 inches, and the ground is often found to be as high as the bank of the present channel. The banks consist generally of a layer of clay varying from 1 to 15 feet in thickness with loose hour-glass sand below. The only points in the course of the river where the banks are permanent are Sukkur, Jerruck, and Kotree. At Sukkur the river rushes through a narrow gorge in the limestone hills, the stream being a perfect rapid during the inundation, with a descent of about 4 feet. To illustrate the irregularity in the inundation it will be sufficient to compare two seasons, 1851 and 1852. During the month of May 1851 the mean height was 7 feet 3 inches; but for May 1852 it was only 6 feet 4 inches. During June 1851 it was 7 feet 7 inches; but in June 1852 it was 12 feet 6 inches. In August 1851 the height was

12 feet, but in August 1852 it was only 10 feet 9 inches; and by taking the mean height for the whole of each season, it appears that the mean height of the inundation in 1851 was 10 feet 3 inches, but that the mean height for 1852 was only 9 feet 3 inches. The canals in Sind are nearly all precisely similar in construction: they are excavations carried away from the river in an oblique direction, so as to secure as great a fall per mile as possible; they vary from 10 to 100 feet in width, and from 4 to 10 feet in depth. They are irregular in shape and irregular in slope or fall. In fact they resemble natural watercourses much more than canals. From the position of their heads they are liable to two evils—either the river encroaches and tears away the bank at their heads, or the river recedes and forms an enormous sandbank. The irrigation carried on by means of the canals may be classed under three heads. *First*, there is land on to which the water will not run without the aid of machinery. *Second*, there is land which is watered with the aid of machinery while the supply in the canal is low. *Third*, there is land which is so low that the water can be run off without a lift, no machinery being used.

The results of the three classes of cultivation may be thus briefly summed up:—The first class is on the whole good, but it is very expensive from the heavy expense attending the raising of the water, which costs almost Rs. 2 per beegah, or nearly twice as much as the land-tax the cultivator pays to Government. The second class is inferior but less costly, the facility for irrigation being greater. The third class is very inferior from the many risks to which it is exposed; it costs very little,—little or no capital is necessary to start with, and it is extremely popular among the poorer classes. The total number of beegahs irrigated in 1853, when there was less cultivation than usual, was 1,438,000, exclusive of the cultivation on wells, 1,138,000 beegahs at Rs. 1½ each = Rs. 17,98,000, which therefore represents what the cheap canals cost Sind in loss of produce in that year.

The total number of beegahs cultivated with the aid of machinery on canals was, in 1853, 697,780, and on wells 65,091. Charging at the rates mentioned, we have—

Cost of raising water from canals for 697,780 beegahs, at Rs. 1½ each ...	Rs. 10,46,670
Cost of raising water from wells for 65,091 beegahs, at Rs. 4 each 2,60,364
Total ...	Rs. 13,07,034

Adding the last amount to value of the produce lost, we have a

total of Rs. 31,05,034. So that Sind in 1853 suffered a loss of about 31 lakhs of rupees, or more than the whole revenue of the province, from a defective system of irrigation. The conclusion is arrived at that the country is labouring under disadvantages sufficient to crush the most industrious race in the world.

Proposed Measures of Relief.—The best method of effecting any permanent improvement on this system is to fulfil the following requirements:—*1st.*—That the head of the canal must be situated at a point where the river bank is permanent, where the mouth can be preserved, and where there is no liability of having the mouth masked by a sandbank. *2nd.*—That the stream in the canal should have sufficient velocity to sweep along the silt thrown in by the river to prevent its choking rapidly. *3rd.*—That in a country like Sind with a very gentle slope, there must be room to carry the canal along at a slope somewhat less than that of the country till it feeds at the requisite level. This distance will be very considerable, perhaps not less than 30 miles, up to which the water will be below the surface of the ground; beyond it will be at the proper level. The rocky banks at Sukkur and Roree and 250 miles lower down at Jerruck, with perhaps the strong clay bank opposite Hydrabad, are the proper points for canal heads. At Hydrabad and Jerruck however, from there being a greater difference (18 feet) between the inundation and lowest level of the river, from the country having less slope, and from their being less room to gain a head perennial canals would not be so easy to construct—at least canals to remain constantly full and to feed at a proper level; canals to be quite full for, perhaps, eight months in the year, and partly full for the remainder, could be made and would suffice for the cultivation in Lower Sind.

The Mitrow Canal has been already mentioned as sanctioned. At the spot suitable for its head in the rocks at Roree the river has a rise of 12 feet from its lowest level to its highest level, the fall per mile being about 8 inches. At Hydrabad the fall is only five inches, and taking the mean between these, and also allowing for the gain in fall from the canal being less tortuous than the river, we may take seven inches a mile as the average fall for the canal. The quantity of cultivation at present carried on in the Hydrabad collectorate amounts to about 767,000 beegahs; and a canal will be required, able to discharge 2,200 cubic feet per second at its head. With a fall of seven inches a mile, the dimensions of the canal to discharge this quantity of water will have to be 90 feet wide at bottom, 117 at water line, and 9 feet deep, giving a sectional area of 932 square feet, the mean velocity of the stream being about $2\frac{1}{2}$ feet per second. The total length

of the canal, from its head at Roree to where it enters the Foolalie at Hyderabad, will be about 200 miles; and assuming that for the first fifty miles through Meer Ali Morad's territory no water is required, and that the expenditure of water is pretty equally distributed over the whole remaining length, including the Foolalie, which is 80 miles long, the quantity which enters the Foolalie will be 775 cubic feet per second, to convey which the canal will have to be about 56 feet wide at bottom, 74 at water line, and 6 feet deep at its terminus, giving a sectional area of 390 square feet. The estimate for the earthwork will be as follows:—

Excavation for the first 50 miles from the head to where it leaves Ali Morad's territory; the sectional area 932 square feet and uniform, the rate being Rs. 4 per 1000 feet—
 $932 \times 5280 \times 50$

 = Rs. 9,84,192

1000

Excavation from Ali Morad's boundary to the Foolalie at Hyderabad, mean sectional area 661—661-6ths = 551 square feet, the rate being Rs. 3 per 1,000 feet—
 $551 \times 5280 \times 150 \times 3$

 = Rs. 4,36,392

1000

Total Rs. 14,20,584

To this an addition must be made to cover the extra depth of excavation at the head to secure a supply of water when the river is at its lowest level. The extreme extra depth required for the purpose will be 12 feet, and in this particular case it will diminish to nothing at a distance of about 25 miles, giving a mean depth of 6 feet. This increase of depth on a length of 25 miles and a width of 135 feet will give, at a rate of Rs. 4 per 1000 feet—

$6 \times 135 \times 5280 \times 25$

 = Rs. 4,27,680

1000

Adding this to the former total	...	14,20,584
We have a grand total, for excavation, of	...	18,48,264
Regulating-bridge at head	...	20,000
Lock at head	...	75,000
Masonry heads to branches including the Foolalie	...	1,00,000
200, at Rs. 500 each	...	1,00,000

Village regulations or modules for sale of water by measurement, at Rs. 60 per cubic foot of discharge, 2,200 cubic feet, at Rs. 50 each	1,10,000
Total			Rs. 21,53,264
To this total 20 per cent. must be added for contingencies and establishments	4,30,653
Making a grand total of			Rs. 25,83,917
Now the annual cost of the work will be as follows :—			
Five per cent. on Rs. 25,83,917, the original outlay for the use of the capital	Rs. 1,29,196
Three per cent. on ditto for repairs of works and establishments	77,517
Costs of annual clearance of the silt deposited in the main canal and branches, but principally the latter, the same as at present, the body of water being supposed to be the same	1,30,000
Total annual costs			Rs. 3,36,713

And as the total number of beegahs watered will be 767,000, the charge per beegah will be seven annas yearly. In this estimate the rates allowed for the work are extremely high. Yet 3 per cent, almost as much as for the Ganges canal, has been allowed for annual repairs and establishment. In considering the question as to whether works on so large a scale as those proposed would afford a remunerative return, the immediate pecuniary gain alone has been examined. No account has been taken of the indirect advantages which would be certain to arise. Under a proper system the labourers would separate into classes. Instead of having the whole population attempting to cultivate under great disadvantages as at present, and labour for other purposes scarce, we should have a portion cultivating and a portion employed in other ways, each from habit becoming skilled at its particular occupation; and instead of the people being careless and improvident, they would be frugal and careful. In fact, while the condition of the people would be improved to almost an incalculable degree, the revenue obtained by their labour might be doubled or trebled.

Sanction of Government.—The proposals for the canals having been laid before the Government of Bombay were approved of. On 16th December 1861 the Government of India sanctioned a canal from Sukkur to Shadadpore, 63 miles long, on the right bank of the Indus, estimated to cost Rs. 7,29,820; and the improvement of the navigation of the Indus by cutting away the right bank and thus widening the channel between Bukkur and Sukkur, estimated at Rs. 2,04,985.

THE
ANNALS
OF
INDIAN ADMINISTRATION.

DECEMBER, 1863.

CONTENTS OF PART IV. VOL. VII.

IMPERIAL.	Page.	MADRAS.	Page.
Geological Survey, 1862-63, ...	372	Crime in the City, ..	371
Legislation, 1862-63, ...	453	Criminal Justice, 1861, ...	409
Police, 1862-63, ...	458	Civil Justice, 1861, ...	411
Administration of Hyderabad		Jails, 1860-61, ...	415
Assigned Districts, 1862-63, ...	450	Land Revenue, 1861-62, ...	417
		Forest Conservancy, 1862-63, ...	426
BENGAL.		BOMBAY.	
Administration, 1862-63, ...	432	Public Instruction, 1860-61, ...	376
THE PUNJAB.		Land-tax of Mawul in Poonah,	388
		Dhoolie and Cha-	
Administration, 1862-63, ...	471	Risgaum in Khandeish, ...	392
NORTH-WESTERN PROVINCES.		Trade of Sindh, 1862-63, ...	412
		Land-tax of Walwa in Sattara,	466
Criminal Justice, 1862, ...	395	Mahim in Tanna,	468
Police, 1862, ...	406	Rajporees in Co-	
		Laba, ...	470

SERAMPORE:

PRINTED BY MARSHALL D'CRUZ

1863.

11
ada.

ANNALS
OF
INDIAN ADMINISTRATION.

BEING AN ANALYSIS OF THE RECORDS ISSUED BY THE VARIOUS INDIAN GOVERN-
MENTS DURING THE OFFICIAL YEAR 1862-63.

VOLUME VII.

SERAMPORE:
PRINTED BY MARSHALL D'CRUZ.

1863.

ADVERTISEMENT.

THE Governments of India publish, on an average, a volume every four days. From reports affecting the entire Empire to accounts of local drainage, from the opinions of the ablest officers to the cost of a *cutcha* bye-road in a frontier province, every thing finds a place in these publications. There is scarcely a subject connected with Indian Administration on which they do not exhaust official knowledge. There is no officer in the country who may not obtain from them, in reference to his special task, all the advantages of experience. The information thus vast is, however, widely scattered. The Records of one Presidency are scarcely known in another. The books are not very readily procurable, and above all they are, like all other blue books, dry, ill digested, and overlaid with detail. It costs an hour to find a fact, and in India men who care about facts cannot spare hours.

The object of the Editor is to remove this defect, to do for the official information of India what Mr. Leone Levi is doing for the blue books of England. The Annals comprise every fact, and almost every opinion of importance, in the Records of the year. A copious Index enables the reader instantly to refer to the subject of which he is in search, and any peculiarity of opinion and even of style is carefully retained.

A word may be necessary on the arrangement adopted. It is intended that the most important subject should have the largest space, but in estimating the relative importance of the Records the Editor has been compelled to rely on his own judgment. Usually all subjects of imperial interest have the preference, statistics occupy the next place, and subjects purely historical the last.

CONTENTS OF VOL. VII.

IMPERIAL.

	<i>Page.</i>
Administration of the Post Office, 1861-62, ...	1
----- Electric Telegraph, 1860-61, ...	5
----- 1861-62, ...	9
Legislation, 1861-62, ...	29
Administration of the Central Provinces, 1861-62, ...	33
----- Marine, 1861-62, ...	83
----- Public Works Department, 1861-62, ...	86
----- Oudh, 1861-62, ...	95
----- British Burmah, 1861-62, ...	105
----- Mysore, 1861-62, ...	117
----- Coorg, 1861-62, ...	123
Finance, 1861-62, ...	128
Railway Accidents, 1861, ...	269
Forests in British Burmah, 1861-62, ...	271
The Alguada Reef Light-house, 1861-62, ...	295
External Commerce of Rangoon and Bassein, 1860-61, ...	355
----- of Rangoon, Bassein, Moulmein and Akyab, &c.,	
1861-62, ...	363
Geological Survey, 1862-63, ...	372
Legislation, 1862-63, ...	453
Marine, 1862-63, ...	458
Administration of Hyderabad Assigned Districts, 1862-63, ...	459
BENGAL.	
External Commerce, 1861-62, ...	11
Administration, 1861-62, ...	56
----- of the Abkarry Department, 1861-62, ...	81
Calcutta Court of Small Causes, 1861-62, ...	136
Public Instruction, 1860-61, ...	138
----- 1861-62, ...	142

CONTENTS.

	<i>Page.</i>
Disturbances in the Cossya Hills, 1862,	251
Salt Department, 1861-62,	305
Land Revenue, 1861-62,	338
Revenue Survey, 1861-62,	344
Administration, 1862-63,	432

NORTH-WESTERN PROVINCES.

Administration of the Income-Tax, 1860-61,	49
Education, 1861-62,	177
Administration, 1861-62,	185
Prisons, 1859,	195
———— 1860,	196
———— 1861,	196
Tea Plantations and Dehra Doon Irrigation, 1862,	202
Agra Medical School, 1861-62,	204
Vaccination in Agra, 1861-62,	204
Beharunpore Gardens, 1861,	205
Vaccination in Rohilkund, &c., 1861-62,	206
Cotton Cultivation, 1861-62,	206
System of Vaccination, 1862,	209
Cholera in Agra Prison, 1862,	214
The Food of the Inhabitants of Bijuour, 1862,	214
Civil and Criminal Justice,	356
Civil Justice, 1862,	395
Jails, 1862,	406

THE PUNJAB.

Cholera in the Delhi Division, 1861,	347
Lahore Medical College, 1860-62,	352
Popular Education, 1861-62,	353
Administration, 1862-63,	471

MADRAS.

External Commerce, 1861-62,	151
Land Revenue, 1860-61,	161
Court of Small Causes, 1862,	168
The Pulni Mountains, 1862,	169
The Shevaroy Hills, 1862,	171
Crime in the City of Madras, 1861,	173

CONTENTS.

	<i>Page.</i>
Forests, 1861-62,	266
Civil Dispensaries, 1861,	276
Mountain and Marine Sanitaria,	278
Forest Department, 1860-61,	298
Civil Dispensaries, 1860,	300
Medical College, 1861-62,	302
Vaccination, 1860-61,	303
Revenue Survey, 1858-60,	309
Deaths in Madras, 1860,	357
————— 1861,	361
Crime in the City,	371
Criminal Justice, 1861,	409
Civil Justice, 1861,	411
Jails, 1860-61,	415
Land Revenue, 1861-62,	417
Forest Conservancy, 1862-63,	426

BOMBAY.

External Commerce, 1861-62,	19
Administration, 1861-62,	220
Cotton-Gin Factory in Dharwar,	236
Road to Mahableshwur and Mundur Dew,	240
Project for Reclaiming Land at Bombay,	241
Prisons, 1861,	242
Jagheer Holdings in Sind,	244
Customs Revenue, 1861-62,	335
Canal Irrigation in Sindh,	366
Public Instruction, 1860 61,	377
Land tax of Mawul in Poona,	388
————— Dhoolia and Chahsgaum in Khandeish,	392
Trade of Sindh, 1862-63,	412
Laud-tax of Walwa in Sattara,	466
————— Mahim in Tanna,	468
————— Rajpooree in Colaba,	470

INDEX.

THE
ANNALS
OF
INDIAN ADMINISTRATION.

CRIME IN THE CITY OF MADRAS.

1862.

THIS Report, which consists of tabular statements, is submitted by Lieut. Colonel Wilson, Commissioner of Police. The number of cases decided in the Madras police offices was 24,755 and 29,768 persons against 20,304 and 24,282 respectively in the preceding year, being an increase of 4,451 cases and 5,486 persons. This increase was principally amongst the minor offences; the number of persons tried for obstructing the public thoroughfares, for nuisances, and for petty breaches of the peace, being in excess of that in 1861 by upwards of 5,600 persons. There were but 53 Seamen punished under the Merchant Shipping Act against 112 in the former year. There was but one conviction for murder and the prisoner was proved to be insane. The crime of kidnapping children is happily on the decrease only one person having been convicted of this offence. Three persons were convicted of perjury which also is much less than in preceding years. The amount of fines during the year shows a decrease being Rs. 17,777-14. For breaches of discipline and other minor offences 1,561 police officers were fined and 43 dismissed the service. In the Penitentiary there were 4,278 prisoners during the year, being a daily average of 368. The labor of these prisoners during the period under report realized Rs. 6,610-12-6. The expenditure of the Penitentiary amounted to Rs. 22,430-10-5 including Hospital charges, or Rs. 66-15-3 per prisoner. 166 Inquests were held during the year against 170 in 1861. Of

these, 2 were murders, 1 manslaughter, 10 *felo de se*, 14 suicides, and the remainder chiefly accidental deaths.

Monthly number of Deaths within the jurisdiction of the Supreme Court of Madras for 1862.

MONTHS.	Males.	Females.	Children under 12 years of age.	Total.	Cholera cases.
January ...	267	257	374	898	425
February ...	227	227	412	866	485
March ...	276	267	522	1,065	229
April ...	266	239	459	964	102
May ...	221	267	420	908	189
June ...	247	226	364	837	265
July ...	302	287	387	976	126
August ...	312	284	391	987	222
September ...	264	280	390	934	242
October ...	285	259	343	887	501
November ...	245	273	331	849	519
December ...	287	280	362	929	328
Total ...	3,199	3,146	4,755	11,100	3,633

THE GEOLOGICAL SURVEY OF INDIA.

1862-63.

DURING the year Mr. Oldham, the Superintendent, who writes this Report, selected in Europe five qualified Assistants for the Survey. Thus the establishment was raised to its full strength, and, in consequence, the examination of the Bombay Presidency was entered on.

Bengal.—Mr. W. L. Willson resumed the examination of those districts of Hazareebagh, adjoining to the southern portion of

Monghyr and Behar, which had not been examined previously owing to the want of maps. The greater portion of the country in the Hazareebagh District lying to the north of the Grand Trunk Road, and as far west as the parallel of Parisnath Hill, was examined. This includes the valuable Coal Field of Kurhurbali, of which a careful survey was made. A portion of Maunbhoom which joins on to Hazareebagh on the east, and which lies north of the Trunk Road, alone now intervenes between the work to the west, and the Rancegunj Field to the east; and when examined, all the country in Bengal and Behar, lying to the north of the Grand Trunk Road, will have been completed. The work is delayed by the want of topographical maps. To unite the work in the Nerbudda Valley and the Soane Valley with that in Bengal it was necessary to hastily revisit the country about Jubbulpore, and to carry up the Geological Lines from that district along the Soane Valley. The whole of that part of Mirzapore, adjoining Rewah, north of the Soane, was carefully examined; and the entire country up to the Soane River completed. To join this with the maps of Bengal there remained a very small area about Shergotty to be examined, and another season will see this accomplished. With the aid of the Bombay work, the survey will then have completed a section right across India from Calcutta to the Gulf of Cambay, extending over fully eighteen degrees of longitude! The previously completed examination of the Sub-Himalayan Rocks, extending from Hurdwar on the Ganges to the Ravce in the North-West, and to the borders of the Jummoo country, was carefully plotted. An examination in Europe of the collection of fossils in the Spiti Valley led to the same result as in this country, that we have from these distant regions of the Himalaya and from elevations of 16 to 18,000 feet above the sea, fossils identical with known species from Europe, and occurring also in the same association. The same fact had previously been noticed with regard to the fossils brought from Niti on the borders of Kumaon and Thibet by Colonel Strachey in 1851, and by Mr. Mallet in 1860. Mr. H. B. Medlicott had charge of the Bengal party, and with him were associated, Mr. Willson, Messrs. Mallet and Hackett, and also two of the newly appointed Assistants, Messrs. Kane and Hughes. The total area accomplished exceeded 7,500 square miles.

Madras.—A nearly completed copy of the Sheet No. 79 of the Indian Atlas, including all the extremely interesting fossiliferous districts of the Cretaceous Rocks of Trichinopoly, &c., and also a portion of the valuable Iron deposits near Salem, with parts of adjoining districts, was sent, with other maps, to the

Great Exhibition. The work was continued to the northwards, extending into Sheet 78 of the Atlas of India; and an area of more than 1,000 square miles of the country, included in that Sheet, was examined by Mr. Foote. To the north of Madras the examination of those portions of Nellore and Cuddapah, included in Sheet 77, was continued. Notwithstanding the roadless state of the country and the intricate nature of the geological structure, not less than 3,300 square miles of the district were completed, and about three-fourths of the whole area included in Sheet 77 examined. Each of these Sheets of the Atlas, owing to the small scale (4 miles = one inch) contains an immense area, some 14,500 square miles of country. Each of the little squares there, representing the outlines of the Sheets of the Indian Atlas, represents an area *twice as large as the whole Principality of Wales*. During the monsoon lectures were delivered by the Assistants in the C. E. College.

British Burmah.—The examination of the Yoma Range, extending southwards from the parallel of Bassein to Point Negrais, and of the West Coast, extending northwards from Negrais to the boundary of the district of Bassein, was carried out, and also of the area included in the Delta of the Irrawaddy, up to the parallel of Rangoon. A preliminary survey was carried out in the direction of the Town of Pegu, preparatory to commencing the more detailed and regular examination. The progress of the survey in this Province was greatly hampered by the want of any trustworthy maps. Mr. W. Theobald, Junior, and Mr. F. Fedden formed the party.

Bombay.—Mr. W. Blanford, with the aid of two new Assistants, Mr. Wynne and Mr. Wilkinson, commenced the examination of this Presidency. With a special view to the connection of the Bombay results with those obtained in Bengal, the District of Surat and the country bordering on the Rivers Taptee and Nerbudda was first taken up, and a large area, extending from the coast of the Gulf of Cambay to close to Julgaum was examined, and with some valuable scientific results as bearing on the age of the several groups of rocks known there, or in the adjoining districts. Another season will nearly, if not completely, join on this Bombay work to that in Bengal. Mr. Blanford was highly successful in bringing together an excellent series of fine mineral specimens from the Trap Rocks of the Bhor Ghât Incline.

Publications.—The series of the *Palæontologica Indica*, containing figures and descriptions of the very beautiful fossil plants found in the Rajmahal Hills, was steadily maintained. The

publication of Indian fossils in this serial form has been hailed with the strongest expression of approbation and of congratulation by many scientific bodies and by many of the ablest geologists in Europe. At the termination of the present series of the Rajmahal plants, a Fasciculus with description of the Diconodont and Labyrinthodont Reptiles, found in the Panchet Rocks, will be issued. After that the publication of the Ammonitidæ of the Cretaceous Rocks of South India will be commenced, in continuation of the first series (issued in 1861) of the Nautilidæ from the same rocks. The richness of the survey collections may be estimated from the fact, that there are nearly 100 species of Ammonites alone from these rocks. Of the *Memoirs of the Survey*, the detailed Report drawn up by Mr. Henry F. Blandford on the Cretaceous Rocks of Trichinopoly and South Arcot in Madras Presidency, was issued during the year. A sum of Rs. 278-6-6 was credited to Government for publications.

Museum.—From the Engineers on the Bhoie Ghat Mr. Blandford obtained a very valuable series of specimens of Zeolitic Minerals, including some fine specimens of Apophyllite, Stilbite, &c. Small collections of fossils were contributed by Major Raban and by Dr. T. C. Jerdon from the lower flanks of the Hills under Cherra Poonjee in East Bengal. These, although not numerous, were of especial interest, as containing some distinctive Cretaceous fossils, long supposed to occur there, but not previously obtained. Colonel Strachey contributed a valuable series of fossils from the Palæozoic Rocks of the neighbourhood of the Niti Pass into Thibet, which fossils have been carefully examined and described by Mr. J. W. Salter, London. From Dr. F. Stoliczka there was received an interesting collection of Triassic fossils, and from the Imperial Museum, Vienna, a good series of fossils. When in Europe Mr. Oldham added a collection of more than 550 species of Echinodermata and Crinorida well examined and ready for comparison. A large and interesting series of Crustacea was also procured; a considerable number of Fossil Plants from various formations; some valuable casts of large Saurians, and a few rare and valuable varieties of minerals in which the series here was deficient. Mr. Oldham condemns the rooms in which the Museum is kept.

Library.—Several valuable and rare books and periodicals were added, to the number of 961. The number of visitors to the Museum, &c., exhibited a steady, though not large, increase during the past year. During the twelve months, analyses were made for Public Departments, as well as for Individuals, of numerous specimens of Coal, Iron, Soils, Waters, by Mr. Tween.

PUBLIC INSTRUCTION IN BOMBAY.

1860-61. *

THIS Report was sent in by Mr. Howard, the Director, to Sir George Clerk on 26th December 1861, and finally reviewed by Government on 8th June 1863.

Opinion of Government.—The Honorable the Governor in Council has read with great interest this able report, and feels a cordial satisfaction in expressing his concurrence in Mr. Howard's closing observation, that the year under review has been, with reference to Educational administration, a year of progress and expansion. The report has many claims to a favourable estimate by Government. It is very full, very clear, very well arranged, and very readable. It presents statistics carefully prepared, and many just and valuable observations. It is most desirable that such a report should be placed before the public with the least possible delay; but this becomes difficult if questions are raised in it which require discussion and decision; and for this reason the Honorable the Governor in Council would impress upon Mr. Howard the simple rule, which Government at various times has had to impress on able and zealous officers in other Departments, that an Annual Report should be strictly and solely a review of *what has been done*. The direct result of the operations of the Educational Department during the year under review was an increase of 107 schools and 5,077 scholars. The Governor in Council feels it a duty to state that, by his earnest encouragement of the study of the Prakrit Poems, and also of Sanskrit in the critical spirit of modern philology, as well as by the general conduct of his important duties, Mr. Howard has unquestionably shown that he has no wish "to Anglicize our schools in any way that involves the neglect of the Vernaculars." Mr. Howard has submitted some valuable remarks on the progress of the University of Bombay. His Excellency in Council would carefully avoid any comparison between the position of that University and those of other Presidencies. No comparison can fairly be made until a common standard has been established. All such tests, as numbers of Matriculated Students and numbers of Graduates, as papers of questions and percentages of marks, must, as the Director of Public Instruction justly remarks, be fallacious. Mr. Howard suggests periodical central examinations by a Board constituted from the several Presidencies. Objections might be started to

such a plan, but His 'Excellency in Council knows of none to a proposition of Mr. Howard's which he has elsewhere seen, for testing the comparative merits of the best graduates of the year from all three Universities, by a single prize of difficulty and dignity sufficient to mark the best University scholar of the year in all India, and he will be glad that the subject should again be brought forward by the Director of Public Instruction. But the object should be to test excellence in studies common to all, and not to assimilate in any degree the modes or objects of study. For these the Honorable the Governor in Council would prefer that each University should act on its own views, and leave the modification of each scheme to experience. The systems of the great German and the great English Universities are not framed on one model. The teaching of Berlin is not identical with that of Heidelberg; the system of Oxford differs from that of Cambridge; but the very variation,—the very antagonism, is conducive to the highest interests of education. The University of Bombay has chosen its own method—a method which too hasty generalization may not appear sufficiently affluent in immediate results, but which His Excellency in Council is confident will at no distant period be productive of solid and abundant good.

Departmental Arrangements.—Mr. Howard reports that he lectured at Poona during the rains on the Jurisprudence of Contracts, and in November started on a lengthened tour through the Southern Maratha Country, in which he was accompanied for the most part by one of the Educational Inspectors. He was much impressed by the value of the Poona College as a nursery of teachers and centre of educational life. Education seemed to wax feeble the more it was removed from the influence of Poona. He was struck by the inferiority of Canarese to Maratha education, and concluded that it was to be attributed to the want of some powerful metropolitan school for that language, such as Poona possesses for Marathi. Now that a portion of Canarese territory is to be added to the Presidency, there seems no reason why the Canarese dialect should not receive as much encouragement as Gujarati. Each of the Inspectors travelled through a portion of his district. Captain Lester's tour extended over 1,807 miles, and he inspected 70 schools. Mr. Coke travelled 2,555 miles, of which 1,307 were by road, and the rest by railway;—he visited 98 schools. Mr. Richey travelled 1,977 miles, partly by railway and steamer, and he examined or inspected 104 schools. Major Goldsmid visited most of the schools in Sind. Among the subordinate staff Mr. Howard particularly mentions

Rao Sahib Mapiputram Roopram, who returned in the course of the year from his visit to England—a visit which was of great service to him and through him to Education—and Rao Sahib Narayen Bhai who distinguished himself by his activity and ability. The Central Division is about the size of Ireland, of course without British facilities for travelling, and the Inspector must ride his tour on horseback, except along the line of the railway. The Northern Division is smaller, but the Inspector has permission to visit the schools in the neighbouring political districts, which are very extensive. The Southern Division is about the same size as the Central, but the country is difficult, its communications inferior. If an Inspector visits all his schools in the course of two years, he has performed a really remarkable feat. Each Inspectorate extends over several Zillahs, each of which is governed by a Collector with the aid of several European Assistants. An Assistant Collector can visit the whole of his districts without difficulty in a single season. It is no wonder that the Inspectors as they gallop over the country look somewhat wistfully for the aid of these influential, highly educated, and it may be said, *resilent* representatives of the great Landlord, and occasionally may form exaggerated notions of the aid to be fairly looked for from them.

Assistance of Government Officers.—Government has said that it will be satisfied if a Collector or Assistant Collector visits the schools and encourages the schoolmasters by showing a real interest in their labours; and if, when he is in the neighbourhood, and has leisure, he attends at the examination. Mr. Howard cannot affirm that the Committees of English schools are, generally speaking, disposed to take much interest in them, or indeed that Europeans, as a class, afford much encouragement to native education. The orders of the Court of Directors for the employment of educated men in the public service, and a scheme constituting a biennial examination of candidates, does not foster education as might be expected. The standard is not graduated, but applies only to the lowest class of appointments, such as men of superior education will not accept. The standard is mixed, of official and educational subjects. The standard of general knowledge is so low, and the marks allowed for it, as compared with official subjects, are so few, that the best educated candidates have not the opportunity of making their strength felt in the examination. There is no certainty that those who pass, and gain certificates, will be employed in the Government service even in preference to unpassed men. The people complain of the present working of the “Moolkee” examinations, as they

are called, but a decided impulse might be given to Government education by remodelling the present rules, making the standard for admission purely educational, graduating them in three or more ranks, and entrusting the examination to the Educational Department. And finally, by prohibiting the employment in any capacity, for any time, or under any pretext whatever, of an uncertificated person where a certificated candidate was available.

Statistics.—

<i>Schools of all grades maintained, aided, or inspected by Government in 1859-60.</i>	BRITISH TERRITORY.		POLITICAL DISTRICTS.		GRAND TOTAL.	
	Schools.	Scholars.	Schools.	Scholars.	Schools.	Scholars.
Colleges, Law and Engineering Schools ...	5	256	5	256
Central Division ...	239	12,160	8	158	247	12,318
Northern ditto ...	144	10,727	79	5,208	223	15,935
Southern ditto ...	142	8,902	5	221	147	9,123
Sind ditto ...	60	2,899	60	2,859
Total...	590	34,904	92	5,587	682	40,491
<i>Schools in 1860-61.</i>						
Colleges, Law and Engineering Schools ...	5	263	5	263
Central Division ...	269	14,781	8	170	277	14,951
Northern ditto ...	146	11,248	85	5,326	231	16,574
Southern ditto ...	198	11,224	4	269	202	11,493
Sind ditto ...	74	2,287	74	2,287
Total .	692	39,803	97	5,765	789	45,568
Total Increase...					107	5,077

The general result shows a net increase of 107 schools and 5,077 scholars. There has been no such expansion since 1857-58, when 113 vernacular schools were opened under Government management and there was an increase of 4,124 pupils. The present figures are evidently more favourable. Allowing the fair average

of 25 boys to each new school, that is to say, 2,675 boys to the whole number of new schools, it remains that an increase of 2,402 boys must have accrued in the old schools. The improvement is almost confined to the Central and Southern Divisions. The former shows a net increase of 30 schools and 2,633 scholars, the latter 55 schools and 2,370 scholars. Mr. Howard objects to the system of pressing communities to keep up schools if they do not want them, especially when the Educational officer is a member of the Covenanted Civil Service. Returns may thus be temporarily swelled, but the reaction is sure to come sooner or later. Now that there is the power of closing and transferring schools, all motive for teasing the people is removed. If one village is no longer willing to keep up a Government school, doubtless some other place will gladly receive it, and even if not, it seems most desirable to convince fickle and faction-ridden communities, that the possession of a Government school is not a burden but a privilege. There was a decline of attendance in Sind, which would appear disastrous if it were not to be explained by the terrible visitation of cholera which afflicted that province during the year under report. A steady improvement has already set in. The following list of the Zillahs shews the number of Government vernacular schools in each, with the attendance in April 1860 and April 1861 :—

	1860.		1861.	
	Schools.	Scholars.	Schools.	Scholars.
1 Poona	98	3,102	100	4,066
2 Ahmednuggur	69	2,651	79	3,717
3 Sattara	31	1,533	47	2,504
4 Tanna	30	1,481	43	2,345
5 Belgaum	30	1,801	42	2,060
6 Dharwar	18	1,368	42	2,000
7 Candeish	33	1,997	34	1,978
8 Sholapore	21	1,079	31	1,437
9 Rutnagherry	27	2,453	30	2,858
10 Ahmedabad	29	2,100	29	2,215
11 Surat	22	1,450	22	1,591
12 Kaira	19	2,196	19	2,280
13 Broach	17	715	17	723
14 Presidency	7	723	7	602

The chief advance was made in the Zillahs of Poona, Ahmednuggur, Sattara, Tanna, and Dharwar. The summarized statistics of Government school attendance in the three Presidencies are thus contrasted :—

NUMBER OF PUPILS IN		Government.	Private.	Total.
BENGAL	{ Colleges ...	1,093	1,093
	{ Superior schools ...	7,127	3,279	10,406
	{ Inferior schools ...	10,373	24,830	35,203
	Total...	18,593	28,109	46,702
MADRAS	{ Colleges ...	467	113	580
	{ Superior schools ...	3,169	3,581	6,750
	{ Inferior schools ...	4,909	9,963	14,872
	Total...	8,545	13,657	22,202
BOMBAY	{ Colleges ...	183	183
	{ Superior schools ...	1,176	572	1,748
	{ Inferior schools ...	38,486	5,151	43,637
	Total...	39,845	5,723	45,568

As compared with the other Presidencies, the Bombay system is distinguished, first, by the predominance of Government over Private Institutions; and secondly, by the extension of vernacular as distinguished from English and superior education. Government are well aware that, if the Grant-in-aid system, technically so called, has not been put extensively in force in the Bombay Presidency, the main principle on which that system is founded, viz. the encouragement of private effort by Governmental assistance, has been successfully established. In the Central Division while Government only spent Rs. 77,348-6-2 on schools, the total expenditure amounted to Rs. 2,16,262-6-1. The difference represents the full contributions of the people. It does not appear to Mr. Howard that, in the present circumstances of Bombay, any cheaper system could be devised for maintaining an equal number of schools and instructing an equal number of pupils.

Fees.—The Director has always put more confidence in the fee

collections than the attendance returns, as a gauge of the prosperity of Government Education. The following table shows a steady advance during the last five years, checked only by the mutiny :—

Fees Collected in Government Schools.

YEARS.	In English Schools.		In Vernacular Schools.		TOTAL.	
	Rs.	A. P.	Rs.	A. P.	Rs.	A. P.
1856-57 ...	24,831	4 0	14,410	10 2	39,241	14 2
1857-58 (Mutiny)	24,682	2 0	13,678	5 0	38,360	7 0
1858-59 ...	28,263	8 6	14,131	11 1	42,395	3 7
1859-60 ...	28,710	0 1	15,964	14 9	44,674	14 10
1860-61 ...	30,134	0 9	19,369	14 10	49,503	15 7

Mr. Coke in his partially self-supporting schools substituted an enhanced fee for the popular subscription which it used to give so much trouble to collect. This measure seems to be attended with great success, and if the success is permanent it will solve the chief difficulty of maintaining useful village schools.

Castes of Pupils.—The great majority of the pupils, as also of the inhabitants of the country, are Hindoos. Out of 45,568 the Hindoos numbered 37,831, the Mussulmans 3,186, the Parsees 3,563, and the residue, chiefly Christians, 988. It has not escaped notice that a large percentage of the Hindoos are Brahmins. This percentage varies in different parts of the country rising to a maximum of from 80 to 90 per cent. in localities such as Nassick and Poona city, where the Brahminal influence is particularly strong: on the other hand in the Juggonath Sunkersett School, Bombay, there are but 31 Brahmins to 142 other Hindoos. In the Poona Camp School there are but three Brahmins to 23 other Hindoos. The general average is perhaps about 40 per cent. of Brahmins. The predominance of this caste has even given rise to angry criticism, as if the Educational department offered them special encouragement. Formerly this may have been the case, for Sir Erskine Perry, when President of the Board of Education, deliberately affirmed the policy of selecting for education natives "of good caste and the superior classes." In accordance with this policy he induced the Board to levy a quadruple fee from Christians who might wish to enter the Government schools. Mr. Howard's pre-

decessor abolished this rule, and the local Government stigmatised it as a strange misconception.

Aided Institutions.—The following institutions under private management received grants from the State:—The Bombay Educational Society's Schools, which are maintained chiefly for the orphans of European soldiers. To these may be added the Scottish and Roman Catholic Orphanages. The Government support which is given to these institutions brings them technically under the operation of the Grant-in-aid System. The Kurrachee school for European and Eurasian boys received a Government Grant-in-aid of Rs. 960 a year, and concludes the list of Christian-aided schools. None of these establishments professes a proselytizing aim. Among the other aided schools the most important was the Sir Jamsetjee Jejeebhoy Parsec Benevolent Institution, which comprises a Central English School in the Fort of Bombay, and nine humbler schools in Gujarat. The Sir Jamsetjee Jejeebhoy School of Arts and Industry has been furnished with improved accommodation, and may be said to be in a flourishing condition. The David Sassoon Industrial and Reformatory Institution is performing a very useful function in reclaiming young criminals. It appears that 5,723 pupils were educated in private institutions aided by the State.

University.—The third Matriculation examination was held in March,—the candidates numbered 86.

	Passed.	Failed.	Total.
<i>A. From Government Schools.</i>			
1 Elphinstone College	20	10	30
2 Poona College	9	25	34
3 Central School Bombay	7	10	17
4 Belgaum School (a Teacher)	1	0	1
	37	45	82
<i>B. From two Private Schools</i>	2	2	4
Total	39	47	86

The total number of Matriculated students was as follows :—

	Government Schools.	Private Schools.	Total.
Passed in October 1859 ...	22	0	22
Do. March 1860 ...	14	0	14
Do. March 1861 ...	37	2	39
Total ...	73	2	75

In the University of Calcutta the number of Matriculated members is rather more than 1,000. The University of Madras counts 85 members. Bombay is thus behind Madras, and very far indeed behind Bengal. But there is something to be explained in these figures. (1.) The University of Bombay did not commence operations until after the sister Universities. The first Matriculation examination in Bengal was held in 1857, the first Madras examination in the same year, that is to say, two years before the first examination held in Bombay. The reason for this difference is to be found in the fact, that the Bombay Senate who had resolved on certain amendments of the Calcutta Code of bye-laws, were unable to proceed for want of the sanction of the Supreme Government, which was not accorded even partially, until the middle of 1859. Complete sanction to the liberty of the Bombay University was granted by the Supreme Government in March 1860. (2.) There is a remarkable difference in the number of affiliated colleges and schools which supply the several Universities with pupils. The University of Calcutta has affiliated (besides Medical and Engineering Colleges) eight colleges connected with Government, and eight unconnected with Government—in all 16; and what is more important, it draws its pupils from upwards of 60 colleges and schools, Governmental and private, all of which possess a staff qualified to prepare boys for matriculation. The Madras University has affiliated (besides professional colleges) six Government and nine private institutions—in all 15; and it draws its candidates for matriculation from 16 Governmental and private schools and colleges. On the other hand the University of Bombay has affiliated but two colleges for general education, and draws its candidates for matriculation from but six, or more strictly five, colleges and schools, of which two are private. The University of Bombay has also held its "First Examination" for the degree of Licentiate of Medicine, at which eight candidates

presented themselves, all from the Grant College. The Director is of opinion that the only way of bringing the three Universities to a common standard would be, to establish a set of central examinations by a board constituted from the several Presidencies, and which periodically—say every five years—should supersede the local boards of examiners. The institutions affiliated to the Bombay University were, for general education, the Elphinstone College and the Poona College; and for professional education, the Government Law School and the Grant Medical College. No private college or school applied for affiliation.

Elphinstone College.—The Staff consisted of a Principal, assisted by five Professors; cost to Government during the year under report, Rs. 26,111-11-7; average attendance of pupils, 56. The wealthy natives of Bombay, as a class, do not care to give their sons the education of gentlemen. Trade and money-making seem their only object of ambition. Still, the stationary position of the college does unavoidably, in some measure, reflect discredit on those who conduct it; Sir A. Grant, Bart., took the chair of General History.

Poona College.—Mr. W. A. Russell, M. A., of University College, Oxford, arrived in November to take up the Principalship of the Poona College. The number of students averaged 45. A list of Senior Scholars who have left the Elphinstone and Poona Colleges during the last five years, with their present occupations as far as they have been ascertained, shows how small a proportion of these young men have embraced occupations independent of Government. Of those who serve Government, the large majority are employed in the Educational Department, which, of all branches of the Public Service, is probably the least highly remunerated.

The Government Medical College is governed and instructed by a principal, who is also professor of medicine, and seven professors. There is also a Government examiner who is paid a monthly salary, though his duties are only to be performed once a year. There were 40 students in the college, besides subordinate classes of student-apprentices and hospital assistants, which made up an equal number. None of the students pay fees. Ten students competed for the final or diploma examination, of whom seven were successful. Among the latter was a young man named Abdool Kurrim, the first Mussulman graduate of the college. Out of fifty persons educated at the sole charge of Government for the Medical profession, but twenty-seven have entered on authorized practice. Of the residue

a considerable number have embarked in occupations of a wholly different character.

Engineering School, Poona.—Engineering classes, number of students eleven. The senior class was examined by the Special Committee in July 1860. Of eleven candidates, ten reached the standard for Probationary Assistant Overseers. All the successful candidates, with two exceptions have obtained employment.

Training of Teachers.—There is no special provision for the instruction of English or Anglo-Vernacular masters, all teachers of these classes being procured from our colleges and superior schools. They are, however, submitted to an examination in the method of teaching and school keeping as treated of in the common text books published in England. They are also assisted by the circular instructions of their official superiors, and the Director has every reason to believe that all the English and Anglo-Vernacular teachers are now fairly acquainted with the principle of their profession. Their weakest point is to be found in their instruction of their highest pupils, those who are preparing for colleges; the whole tone and spirit of their teaching being more that of the national parish school than the public school. It is with reference to the professional training of Vernacular masters that there is the most difficulty. There is a Normal School for Marathi masters in connexion with the Poona College, a school for Gujarati masters at Ahmedabad, a normal class for Canarese teachers at Belgaum (transferred from Dharwar,) and a class for Sindee teachers at Hyderabad (transferred from Kurrachee.) The young men educated at the Poona College Normal school were unwilling to accept the humble appointments of village schoolmasters.

Book Department.—The number of depôts for the sale of books was during the year increased from 334 to 379, which is in the proportion of about one depôt to every two Government schools. The number of books published by the Department was as follows :—

Marathi	153,500
Gujarati	118,500
Sindee	600
				272,600
		Total	...	272,600

There was considerable increase in the sale of books in the Central Division.

	ENGLISH.		VERNACULAR.		TOTAL.	
	Number.	Value.	Number.	Value.	Number.	Value.
1859-60 -	16,494	Rs. 4,984	34,171	Rs. 12,265	50,665	Rs. 17,249
1860-61 -	24,913	7,931	48,454	15,119	73,367	23,050
Increase -	8,419	2,947	14,283	2,854	22,702	5,801

The total number of English and Vernacular books sold during the year was 150,620, and the cost Rs. 46,270-1-3, being an increase of 37,626 books and 10,736-15-2 Rupees over the corresponding numbers of the previous years. It may serve as an index of the popular taste to mention a few of the books thus sold :—among Sanscrit publications, seventy-one copies of the text of Shakuutala; one hundred and sixty-five of various Cantos of the Magh, a Poem; about four hundred copies of various Cantos of Raghu's Genealogy; fifty of the Venisanhar, a Drama; six hundred and fifty-nine of the Amerkosh (a dictionary in verse); among Marathi books ninety-four copies of Tales of a Traveller; fifty-two copies of Vyavuharopayogi, a Drama; and thirty four of Prusumragow, a Drama; these books must all have been purchased by advanced students or the general public, and not for class use in schools or colleges. Their number, therefore, to a certain extent, indicates the purely literary taste which is being diffused among that portion of the public which draws its supplies from Government depôts. A sum of under Rs. 2,200 was spent in the patronage of literature. There was a growing desire on the part of scholars to substitute the clear, simple, and cheap Roman, for the cumbersome and therefore costly Vernacular character. Oriental books, printed in Romanized type, are publishing in constantly increased numbers, and if, as seems likely, a partial revolution in typography is at hand, it is as well to be prepared for it.

Finance.—The cost to Government of the Educational Department in the year 1860-61 was not more than Rs. 3,70,607-0-3. By an oversight in the preparation of the corresponding table of the previous year, subscriptions and donations, which had been

paid into the Treasury by the people, were not subtracted from the disbursements, and hence the expenditure from the Revenues of the State appeared larger than it really was by Rs. 18,862-15-11. The correct amounts for the last two years are as follows :—

	Rs.	A. P.
Government Expenditure on Education chargeable against 1859-60 ...	3,62,026	8 1
Ditto ditto ditto 1860-61 ...	3,70,607	0 3

The Returns furnished by the Inspectors and other Officers of the Department, show that the total cost of education from all sources in the Presidency and Sind was :—

	Rs.	A. P.
Total Expenditure in 1859-60 ...	5,84,867	14 5
Ditto ditto in 1860-61 ...	6,07,006	13 6

Hence, in the last two years the public of the Bombay Presidency have contributed towards education the very large sums of Rs. 2,22,841-6-4 and Rs. 2,36,399-13-3. The cost of the supervising establishment, when compared with the Government grant, has been thought large by Her Majesty's Secretary of State, but when the total disbursements are taken into consideration, the charges for superintendence will be found to be only 18·6 per cent. of the total expenditure.

REVISED RATES OF ASSESSMENT ON THE MAWUL TALOOKA OF THE POONA COLLECTORATE.

Bombay Records, No. LXX., New Series.

ON 31st January 1854, Captain J. Francis, Superintendent of Survey, submits to the Collector of Poona a report explanatory of the new rates of Assessment which he proposed to introduce throughout the Mawul talooka, comprising altogether 180 Government villages.

Description of Mawul.—This talooka, occupying the southwestern corner of the collectorate, has a considerable extent of frontier boundary. Its western border, which meets the Tanna collectorate on the summit of the Syhadree ghauts, extends along that range for a distance of upwards of 30 miles. On the south it is bounded by the territories of the Punt Suchew, belonging to the Sattara zillah; but on its eastern and northern

Physical Description and Land Tax of Mawul.

sides it is surrounded by the Hawailee and Kheir talookas, both of which have been already settled, and will, therefore, as regards their rates of assessment, form a standard of comparison. In its general features the Mawul talooka is very similar to the Ghaut districts. The hills which intersect it are not, perhaps, quite so extensive as they are in other districts, if we except the range on which the forts of Lohoghur and Veesapoor are situated; the valleys also are generally more open, extensive, and far more level. The chief products of the Jerayet lands are nachnee, sawee, and teel for the khureef crops, and wheat and gram for the rubbee. Bajree and jowaree are cultivated to a small extent in a few villages on the eastern border. Black soil lands are only suited for rubbee crops. Rice is the crop from which the cultivators pay their revenue. Manure is not applied to any lands in this district, except that which they receive from the process of burning brushwood and grass—a practice which is confined to the spots on which the young plants of rice, nachee, &c., are raised for transplantation purposes.

Assessment.—In this district, notwithstanding it is a “Mawul” or ricegrowing one throughout, there is a considerable difference in the climate, which is indicated by the variation in the fall of rain in different parts. Captain Francis accordingly proposes to have four classes of Jerayet rates from Rs. 1-8 to 1, a system which gave great satisfaction in the Ghaut districts previously assessed, and four classes of rates for rice lands from Rs. 4-8 to Rs 3. The small amount of remissions in this district is very remarkable. They amount to just five per cent. of the full assessment for the twenty-three years, being the whole period that Mr. Pringle’s settlement has been in operation. This, coupled with the steady increase of cultivation which has been taking place for the last ten or twelve years, affords good evidence that the present assessment is a favourable one. For the last two years the cultivation and revenue have exceeded any former year’s return. Captain Francis attribute this increase of cultivation to the expectation of the survey rates.

State of the People.—The villages along the Bombay road are filled with Marwarrees who have managed to get the great body of them deep in their books. This argues rather in favour of the assessment being light than otherwise; for the Marwarree being a keen calculator would not, it may be inferred, be so ready with his loans to the ryots were it not that land, which is the usual security for the payment of the debt, holds out a good remuneration in case he is thrown upon his security for the liquidation of the debt. He or his agent may

generally be seen lurking about the ryot's stackyard when any threshing is going on. The revenue last year was Rs. 58,324. The average of the last ten years was Rs. 51,909 and of the previous 23 years Rs. 48,325. The amount which the proposed rates will realise on the extent of last year's cultivation is Rs. 52,888, whereas Mr. Pringle's rates on the same amount to Rs. 58,447, thus showing a reduction of Rs. 5,559, being at the rate of about 9½ per cent. A statement is given showing the working of the Revised Settlement in eleven villages of the Hawailee talooka since its introduction in Fuslee 1251. The rates were introduced twelve years ago, at which time there was an extent of 2,513, assessed at Rs. 1,114, lying waste; but at the present period the assessment of the waste land is only Rs. 186, which, taken with reference to the kumal or total assessment of these villages, amounts to a little above 2¾ per cent. Excepting the first year not a single rupee of remission has been given. This is a very satisfactory result indeed.

The *Palnook Tenure* is a reduced rate of assessment for lands cultivated by Brahmins and other influential classes, and is similar to the *pandurpesha* tenure on the Concan. Captain Francis would make a temporary concession in the rules in place of the entire and immediate abolition of the tenure. In a Report on 10th July 1854 Captain Francis recommended a slight reduction in the Jerayet rates proposed for a few of the villages on the eastern border of the district. To meet the difficulty of annual measurements of hilly tracts Captain Francis proposes to levy Rs. 1½ on each plough, as 12 annas is taken for each bill hook according to the old "Ootbundee" system.

Opinion of Local Government.—On 28th August 1855 His Lordship in Council formally sanctions the arrangements made by Captain Francis, and remarks that the cause is not yet explained of the agricultural population of this district being in a state of impoverishment, unusual even in the Deccan. The presence of a greater number of Marwarrees than is to be found in other districts can hardly be supposed to have produced this pauperism. On the contrary, these traders are attracted to the district by the large amount of custom commanded by shops on such a thoroughfare as the Bombay road, and it would be reasonable to expect that the villagers should be less the bondsmen of these competing usurers than if they were, as they frequently are found to be elsewhere, entirely in the hands of one petty capitalist who monopolises the money-dealings of whole villages. The Collector of Poona suggests that the impoverished condition of the villagers in these apparently favoured situations is to be

attributed to the use of intoxicating liquors and the dissipated habits from which those who live in more remote localities are exempt. On 13th August 1856 the Court of Directors express full approval of the introduction and continuance for the usual term of thirty years of revised rates of assessment.

PRELIMINARY PAPERS.

On 25th November 1850 the Superintendent of Deccan, Revenue Survey, reports that the revision of the Survey of the Mawul and Hawailee turuf forming the mamlutdar's division of Sewneer talooka was completed in accordance with instructions emanating from the report by the Committee assembled at Poona in 1847. Proceeding onward in an easterly direction we emerge from the bed of the valleys and enter the fine plain of the Hawailee turuf, extending from the town of Jooneer on the west to the borders of Boree petta on the east. This tract of country is distinguished for the fine climate it enjoys as well as for the fertility of its soil, and the happy combination of these two circumstances has rendered it remarkable as one of the richest spots in the whole of the Deccan. Nowhere in the Poona collectorate is the fall of rain so genial and so certain as in this favoured spot, and nowhere else is the growth of wheat and other grains more prolific. At the corner of this beautiful plain and directly at the mouth of the valley leading to the Nancy ghaut stands the old town of Jooneer, the capital of the Deccan when the Mussulman held sway over it, situated, as Lieutenant Nash says, "in a most lovely country, surrounded by most fertile lands, cool in climate, and well situated for military purposes, the choice of Jooneer as their chief city along the ghauts speaks much for the taste and judgment of the men who founded it." It is greatly fallen in size and importance since the time of the Mahomedan rule and by the subsequent transfer of the seat of government to Poona under the Marathas, still it is a place of considerable note, being the chief market of the district, and a fine depôt for the merchandise and grain passing to the Concan by the Nancy ghaut. The clearest Report on the early revenue management of this district is by Mr. Pringle. The rates fixed on the survey and assessment of the district carried out under that officer were introduced in 1829-30, and have continued to be the basis of revenue collections from that period to the present time. The survey of this division was first commenced by Captain Boyé in October 1845, Lieutenant Nash being then at the head of the office. Mr. Beynon, Lieutenant Champion and finally in 1848 Mr. Mausfield, acted as settlement officers.

The rest of this Selection consists of opinions by Captain Francis, Major Wingate and Mr. Townsend on the assessment preliminary to its being carried out as above described in 1856.

REVISED RATES OF ASSESSMENT IN THE DHOOLIA
AND CHALISGAUM TALOOKAS OF THE
KHANDEISH COLLECTORATE.

Bombay Records, No. LXXII., New Series.

ON 7th February 1863 Captain P. A. Elphinstone, Acting Superintendent Revenue Survey and Assessment, Khandeish, submits to the Collector of Khandeish a report on the Dhoolia and Chalisgaum talookas, with reference to the rates proposed for introduction into these districts during the current season.

Description of the Talookas—Both occupy the centre of the Collectorate. The arable portion of the Dhoolia talooka consists of two valleys—one watered by the river Boree; the other by the river Panjura, upon which the town of Dhoolia is situated. The Boree is a very small stream affording few facilities for irrigation. The Panjura has some very fine works of irrigation, and Captain Fife is now maturing a plan for a very extensive system of canals from the present bundara near the village of Kaperna, which will largely add to the area capable of irrigation. The soil of the Dhoolia talooka is generally inferior, though fair black soil is occasionally found. The climate is about the average of that of the open portion of Khandeish. Fever and ague are prevalent after the monsoon, but not to the same extent as in the western districts. The Chalisgaum talooka is divided into two parts—the country watered by the river Girna, and that on the table-land of the Satmalla hills, which run along the eastern side of the talooka. The valley of the Girna contains much good soil, intermixed occasionally with extensive barren tracts. The country above the ghaut is a rich black soil, but is badly supplied with water, and is periodically visited with most destructive hailstorms. The climate of the talooka generally is good, particularly above the ghauts. The British villages on the plateau are much intermixed and surrounded by those of the Nizam; there should be an exchange of villages with the view of making our territory more compact. The villages of this table-land labour under a great disadvan-

tage in being separated from the railway by the ghauts, which are almost impassable for carts. The chief ghauts are the Gowtalla, the Purdhari, and the Kussara. The last is in the Ahmednuggur zillah, and is the most practicable. It leads to the Nandgaum railway station, and should be made easily passable for carts.

The People.—The mode of husbandry in these two talookas is the same as that of the rest of Khandeish and the Deccan; it is rude and slovenly to the European eye, but perhaps not more so than that of many parts of England previous to the repeal of the corn laws and the discovery of guano and chemical manures. The people are fully aware of the advantages of a rotation of crops and manure, but the prices of agricultural produce have hitherto been so low as to offer few inducements to careful cultivation. In a favourable season the crops yield a large return with but little trouble, and the cultivators are content with that. The crops are those common to the rest of Khandeish. In Dhoolia and the part of Chalisgaum below the ghauts the khureef harvest is the principal one; but in the rich black soil above the ghauts rubbee crops are grown. The Bheels of the Satmalla hills add to their precarious means by collecting the flower of the mhowra, from which an intoxicating spirit is distilled. The jungle also yields a nut called charoli, which is considered a delicacy, and a gum found on the dhamra tree, which is said to be superior to gum arabic. Captain Elphinstone thinks it should be preserved not only on account of the gum, but also the wood, which is similar to box; but if it never attains a greater size than 5 or 6 inches in diameter, it is not likely to be cut down for timber. This humble source of profit to the Bheels should not be interfered with. The population of both districts is an agricultural one. The trade of the town of Dhoolia is very unimportant, and the small quantity of coarse cloth manufactured is hardly worth notice. The town of Dhoolia contains 10,000 inhabitants, and that of Chalisgaum 2800. Setting aside the population of these towns, the talooka of Dhoolia contains 78 souls and Chalisgaum 73 souls to the square mile of arable land.

Roads.—The G. I. P. Railway passes through the centre of the Chalisgaum talooka, having a station about a mile from the town of Chalisgaum. Captain Elphinstone suggests a branch line of rail connecting Dhoolia with Julgaum and Chalisgaum. He points out the inconvenience of the unfinished state of the line at the Thul ghaut, and the dishonesty of the inferior railway officials. The Bombay and Agra road passes through Dhoolia, and a branch

road to Asseerghur diverges from the main road near the village of Gorga and traverses the western portion of the talooka. These are the only made-roads of these talookas ; but the fair-weather roads are kept in fair order.

History of Assessment.—There are no records of the management of these districts previous to their becoming British territory. They were under the Government of the Peishwas, and no doubt suffered from the anarchy which prevailed during that dynasty ; but there is evidence of their having at a very distant period been much more highly cultivated and populated than even at present. This was probably under the early Mussulman Government before the power of the Mogul began to decline. The rule of the British Government dates from the year 1818. In that year the cultivated lands of Dhoolia were 16,002 acres, and in 1861-62 they had increased to 67,619 acres, showing an increase of four-fold in forty-four years. In the year 1820 an injudicious attempt was made to raise the assessment, but it was found impracticable, and from that time till 1847-48 the assessment was gradually reduced to its present standard, large remissions having been granted in 1824, 1832, and 1858 on account of failures of the monsoon. The only reduction since 1848 has been in the assessment of land, which had been waste for many years. This was in 1852-53 reduced to eight annas per beegah, and gave a great impetus to cultivation of the waste land ; since that time the cultivation and consequently the revenue has steadily increased. Captain Elphinstone has divided the 122 villages now to be assessed into three classes, according to their soil and relative position to markets, road, and rivers, varying from Rs. 2-6 to 1-14. There are in the Dhoolia talooka 2,011 acres of garden-land irrigated by 496 wells, and for these lands Captain Elphinstone proposes a maximum rate of three rupees per acre. The financial result of the new assessment will be a small increase to the revenue derived from villages in the first class, but a reduction on the whole of Rs. 2,023 or $\frac{3}{4}$ per cent. The average annual remissions during the last forty-four years have been Rs. 2,442, while during the last ten years the average annual remissions have been Rs. 1,492. The Chalisgaum talooka consists of 166 villages, of which 25 are alienated or partly so. The jagheerदार of one of these alienated villages has consented to its assessment, so that the revised rates have to be introduced into 142 villages. A diagram shows the fluctuations of cultivation, assessment, remissions, and collections for the last forty-four years. At the accession of the British Government the average assessment was Rs. 2-2 per acre, and though the culti-

vation gradually increased, with a few exceptional years of failure of the monsoon, it was found necessary from time to time to reduce the assessment to an average of something less than a rupee per acre. Cultivation for the last ten years has steadily increased. Captain Elphinstone has divided the 130 khalsa villages of Chalisgaum to be assessed into groups, varying from Rs. 28 to Rs. 1-10. The financial effect of these rates is a small increase of Rs. 2,203 or $3\frac{3}{4}$ per cent. on the revenue of the whole district. The advantages derived from the railway fully warrant this increase.

Opinion of the Local Government.—His Excellency the Governor in Council approves of the rates proposed guaranteed for 30 years, with the exception that Government reserve to itself the right to impose water-rate or additional assessment on any lands which may be made capable of irrigation by any irrigational works which may hereafter be constructed by Government. With regard to the scattered villages above the Satmalla ghauts, the Governor in Council considers the proposal to effect an exchange of some or all of these villages for others belonging to the Nizam, in order to make our boundary more compact, worthy of adoption, and the subject should be submitted through the Political department for the consideration of the Resident. The instructions issued by the Revenue Commissioner to the Collector, regarding the levy of an extra cess for roads and schools, are approved by Government. The careful and complete manner in which the results of the Survey have been put before Government in Captain Elphinstone's report and its accompanying diagrams is deserving of high praise.

The Dhamra Tree.—A letter, concluding the series of papers, dated 14th May 1863, from the Revenue Commissioner, N. D., states that the dhamra tree (*Conocarpus latifolius*) yields a very fine tough wood. The natives, however, will not use it for house building, as they say it does not last. It is extensively used, however, instead of iron for the axles of carts. The gum is very fine, and is diligently gathered by poor people and sold by them to traders. The tree itself is not one of those exclusively preserved for building purposes, and has therefore become the principal firewood now imported into Bombay island.

THE ADMINISTRATION OF CIVIL JUSTICE IN THE NORTH-WESTERN PROVINCES.

1862.

SMALL CAUSE COURTS.

MR. J. SIMSON, Register of the Sudder Court, reports to GOV.
VOL. VII., PART IV.

vernment that the Small Cause Courts of Benares, Allahabad, and Agra were opened on the 15th July 1861. From that date up to the 31st December 1862, 9,944 cases, exclusive of cases admitted to review, were instituted in these Courts in the following proportions :—

	<i>Benares.</i>	<i>Allahabad.</i>	<i>Agra.</i>
	3,847	3,359	2,738
<i>i. e.</i> , from 15th July 1861 to the close of that year—			
	<i>Benares.</i>	<i>Allahabad.</i>	<i>Agra.</i>
	1,754	1,402	804
and in the year 1862—			
	<i>Benares.</i>	<i>Allahabad.</i>	<i>Agra.</i>
	2,093	1,957	1,934

From the statements it appears that 5,807 cases, or more than one half of all the suits instituted (9,944), were for "debts on bond," which formed the most numerous class of cases in all the three districts. In Allahabad and Benares, suits founded on "shop debts" were next numerous, amounting to 1,626 in the two districts, whereas in the district of Agra, such cases were comparatively few in number, and "money claims unsupported by any written document" correspondingly numerous. In Allahabad, the number of this latter description of cases (275) was also considerable. In Benares, they were somewhat less numerous (197). The remaining cases come under some one of the following headings :—"Suits for personal property," "debts on book account," "money due on written contract," "for rent," "wages," and "damages." Out of 9,944 cases instituted during the period under review, 9,727 were disposed of, and only 217 were pending on the files on 31st December last, as shewn in the following Statement :—

	<i>Disposed of.</i>	<i>Pending on 31st December.</i>
Benares, ...	3,817	30
Allahabad, ...	3,337	22
Agra, ...	2,573	165

This Return is especially favorable to the Courts of Benares and Allahabad. The general percentage of *ex parte* cases for the three Courts was 21 per cent, which is considerably higher than the general average of the ordinary Civil Courts in these Provinces in 1861, which amounted to 15 per cent. The Agra percentage (12), however, is remarkably good, and is creditable to the efficiency of Mr. Berkeley's Establishment. Mr. Berkeley states that the majority of cases decided *ex parte* are of the least objectionable description, being those founded on bonds. The number of cases decided on "confession of judgment" amounted

to 2,729, or 29 per cent. on the total number disposed of, as compared with an average of 37 per cent. in the ordinary Civil Courts in 1861. There seems, therefore, no reason to believe that these confessions were other than *bond fide*, though the Court believe that the introduction of a good system of registration would probably reduce their number. Three thousand one hundred and sixty-nine cases (3,169) were disposed of on their merits, being a percentage of 33, as contrasted with an average of 35 per cent. in the ordinary Courts. The best result is shown by the Allahabad Court, which attained an average of 39 per cent., and the least good by the Agra Court, where the percentage of cases decided on their merits was only 28 per cent. As to decrees executed Allahabad shews a percentage of 47 per cent. of cases fully executed which is remarkably good, while Agra (18) does not show favorably. The Benares judge had occasion to imprison 115 debtors, in execution of decrees, one of whom was a European, who paid the amount of the decree after remaining nearly a fortnight in jail.

Financial Result.—The total value of Stamps filed in the three Small Cause Courts amounted to Rs. 65,872-1, from which sum Rs. 2,557 were deducted on account of Razeenamahs, leaving a net total of Rs. 63,315-1. The costs of the Courts, inclusive of Establishment and Contingent Charges, amounted to Rs. 60,199-4-8, so that a net surplus of Rs. 3,115-12-4 resulted. Adding fines and surplus *tulubana* a further saving of Rs. 6,578-15-5 accrued to Government from the establishment of those Courts, so that the gross saving amounted to Rs. 9,694-11-9. In the Allahabad Court there were 677 Europeans to 2,567 native plaintiffs.

Opinion of Government.—The Lieutenant Governor quite concurs in the conclusion at which the Court arrived, that the working of the Small Cause Courts has been far from unsatisfactory, and commends the assiduity and intelligence of the three Judges, Messrs. Robertson, and Berkeley, and Baboo Shama Churn Banerjee.

ORDINARY CIVIL COURTS.

On 12th March 1863 Mr. J. Simson submits the Sudder Court's Report on the Administration of Civil Justice in the North-Western Provinces, including the Province of Kumaon, during the year 1862. The following comparative statement exhibits the total number of regular suits and appeals instituted, disposed of, and pending in the Civil Courts :—

	INSTITUTED.		DISPOSED OF.				PENDING ON 1ST JANUARY.			
			1861.		1862.		About one year.		Total pending.	
	1861.	1862.	Decided on trial.	Finally disposed of.	Decided on trial.	Finally disposed of.	1862.	1863.	1862.	1863.
Seharunpore, ..	5,891	3,601	3,674	5,513	2,789	3,984	1	1	859	525
Meerut, ..	6,366	2,693	4,866	5,983	2,768	3,365	6	7	942	285
Allygurh, ..	7,826	3,063	5,874	6,814	3,585	4,200	0	0	1,580	491
Mooradabad, ..	12,079	4,714	8,844	11,358	4,449	5,637	0	2	1,407	575
Barilly, ..	10,149	4,014	7,136	9,101	4,983	5,886	0	0	1,849	616
Shajehanpore, ..	9,332	2,171	7,152	8,892	2,685	3,288	5	0	1,313	260
Agra, ..	8,172	2,415	6,225	7,749	2,900	3,609	2	26	1,608	472
Farruckabad, ..	10,868	3,620	8,274	10,122	4,319	5,237	1	4	1,898	307
Mynpoore, ..	5,460	2,806	4,059	4,645	3,096	3,569	2	2	1,163	460
Cawnpore, ..	5,043	1,995	3,241	4,400	2,093	2,572	0	2	935	378
Futehpore, ..	4,042	1,812	2,619	3,275	2,347	2,714	2	1	1,094	238
Allahabad, ..	5,895	2,138	4,365	5,873	2,310	2,770	0	4	776	165
Gorackpore, ..	8,235	3,672	6,265	7,410	3,691	4,654	0	4	1,831	1,061
Azimgurh, ..	4,389	2,889	2,937	3,709	2,791	3,753	2	3	1,133	362
Jounpore, ..	4,060	2,323	2,445	2,741	3,602	4,102	1	1	2,216	491
Mirzapore, ..	3,727	1,493	2,515	3,120	1,758	2,121	39	14	952	360
Benares, ..	3,325	710	2,744	3,322	777	909	0	1	197	33
Ghazeeppore, ..	5,360	2,788	4,947	5,821	3,332	3,641	3	4	1,015	291
Kumaon, ..	2,379	4,077	1,530	2,860	1,497	3,663	0	0	979	1,405
Total, ..	1,23,201	53,624	89,622	1,12,708	55,982	69,534	64	77	23,746	8,775
Decrease, ..	0	69,577	0	0	33,640	43,174	0	13	0	14,971

This very large diminution in the income of business during the year was the natural reactionary result of the extraordinary influx of Civil business in 1861, in which year, owing to the impending operation of Act XIV. of 1859, the income of Civil suits was almost doubled. In 1860, the income of suits (63,038) was sensibly affected by the operation of Act X. of 1859, which, by investing the Revenue Courts with authority to try cases connected with rent, diminished the litigation in the ordinary Civil Courts, and also by the disastrous effects of the Famine. The Civil business thus coming before the Courts was generally promptly and efficiently disposed of, 55,982 cases having been decided on trial, and 69,534 finally disposed of, leaving only 8,775 cases pending on the files at the close of the year. This number would have been still less, but for the disproportionately large number of cases on the pending files of Goruckpore and Kumaon. There were 77 cases pending more than a year, against 64 the previous year. The greatest number of cases finally disposed of was in Bareilly, which last year stood third on the list. Moradabad, which now stands second, was first last year; while Furruckabad, which is now third, was then second. The manner in which the regular suits thus accruing were disposed of by the Courts, is seen in the following Tabular Abstract :—



ZILLAH.	Ex parte.	On Confession.	By Arbitration.	Dismissed on default.	Adjusted or withdrawn.	By decision on merits.	Total.	Proportion per cent. of cases decided on their merits to the total No. decided.	Average of Months Courts.
Seharunpore,	409	729	241	207	968	1,410	3,964	36	23.
Meerut,	136	802	125	126	471	1,705	3,365	51	43.
Allypore,	1,172	929	79	515	1,000	1,406	4,200	33	27.
Mooradabad,	663	1,282	264	154	1,034	2,240	5,637	40	34.
Bareilly,	992	1,642	63	145	758	2,286	5,886	39	31.
Shahjehanpore,	339	667	93	121	381	1,596	3,268	49	40.
Agra,	496	901	89	241	468	1,414	3,609	39	26.
Farrukhabad,	841	1,151	266	372	646	2,061	5,237	39	31.
Mynpoorie,	432	1,301	133	167	306	1,227	3,569	34	25.
Cawnpoore,	264	478	6	172	307	1,345	2,572	52	37.
Futtehpore,	240	807	54	144	323	1,146	2,770	42	35.
Allahabad,	346	433	106	191	269	1,425	2,770	51	31.
Goruckpore,	204	1,168	146	253	310	2,473	4,554	54	44.
Azingurh,	172	551	32	199	763	2,036	3,753	54	40.
Jounpore,	395	109	48	285	215	3,050	4,102	74	67.
Mirzapoor,	519	429	94	95	268	916	2,121	43	29.
Benares,	77	93	11	49	83	596	909	66	0.
(Shazeepoor,	225	96	113	46	263	2,897	3,641	80	74.
Kumaon,	138	347	8	1,497	669	1,004	3,663	27.	0.
Total,	7,861	13,917	1,971	4,635	8,917	32,233	69,534	46	38.

Of the cases disposed of, 11 per cent. were decided *ex parte*, 20 per cent. on confession of judgment, 3 per cent. by arbitration, 7 per cent. dismissed on default, 13 per cent. adjusted or withdrawn, and 46 per cent. decided on their merits, results which are generally more favorable than those of the previous year. The Court note with great satisfaction that 46 per cent. of all the cases disposed of during the year were decided on their merits, as compared with a proportion of 35 per cent. in 1861. There was a decrease of 11,892 cases in the income of miscellaneous cases, which amounted in all to 1,25,975 and of which 19,977 were pending on 1st January 1863. There was some increase in the number of applications preferred for execution of Decrees, 79,706 having been filed, as compared with 75,589 in the previous year. This increase was the natural result of the excessive number of regular suits instituted and disposed of in the exceptional year 1861. The number of rent cases disposed of by the Revenue Authorities under Act X. of 1859, and *appealable to the Judge*, amounted to 24,327. No comparison can be instituted between this number and that of last year, (37,200); because in 1861 all decisions in which the order of the Collector is final under Section 153, Act X. of 1859, and in which the appeals lie to him under Section 155, were included in the total; whereas these cases, which are doubtless exceedingly numerous, were excluded from the Statement of 1862. Out of 24,327 appealable cases, 2,164, or 9 per cent., were appealed to the Civil Judges, a percentage which is creditably low. The largest number of appealable rent suits was disposed of by the Revenue Authorities of the following Districts:—

Agra,	3,113
Barcilly,	2,890
Jounpoor,	2,308
Azingurh,	1,867
Mynpoorie,	1,848
Allahabad,	1,842

As in previous years, the proportion of appeals in the Districts of the Benares Province stands very high, by far the largest number of appeals having been instituted in Jounpoor, where suits connected with enhancement of rent are very numerous. The District of Benares stands next in order, in which considerable diversity of opinion as to the construction of the Act obtained between the Revenue and Judicial Authorities. For false verification of plaints or written statements, and for giving false evidence, or for forgery, &c., under Section 24,

Act VIII. of 1859, and Sections 169 and 170, Act XXV. of 1861, in 1860, 17 cases were prosecuted, and convictions obtained in 12. In 1861, 46 cases were prosecuted, and 69 persons committed for trial, of whom 27 were convicted, and 26 acquitted; whereas in the past year 79 cases were prosecuted, and 166 persons committed, of whom 46 persons were convicted and as many as 86 released. Prosecutions were instituted in 41 cases involving charges of false evidence under Section 169, Act XXV. of 1861, and 92 persons were committed for trial, 36 of whom were convicted, and 30 acquitted. Under Section 170, 36 cases relating to forged documents were prosecuted. In these, 84 persons were committed, 29 of whom were convicted, and 33 discharged. The average duration of suits is thus seen :—

COURTS.	1861.		1862.	
	Months.	Days.	Months.	Days.
Judges,	5	11	5	18
Principal Sudder Amcens,	3	11	2	14
Sudder Amcens,	2	20	1	13
Moonsiffs	1	26	1	12

A Table shewing that 66 per cent. of the parties were personally in attendance in the superior Courts, and 83 per cent. in the Moonsiffs' Courts, is sufficient proof that the principle of personal attendance of the parties was generally recognized in the North-Western Provinces. As to the mitigative provisions of Sections 243 and 244 of Act VIII. of 1859, under Section 243, 14 entire villages and 260 shares were temporarily alienated at the instance of the Civil Courts. The best Returns are shewn in the District of Shahjehanpoor, where four villages, and 74 shares were thus temporarily alienated. In Azimgurh, which shews next best, 76 shares of villages were temporarily transferred. Still greater action was taken under Section 244, at the instance of the Revenue Authorities than under Section 243, under the orders of the Judicial Officers; 14 entire villages and 375 shares having been temporarily alienated under this Section, as contrasted with six entire villages and 151 shares

in the previous year. The Court observe with great satisfaction a sensible diminution in the number of sales of immoveable property which took place during the year under notice, as compared with the previous year. In 1861, 33 hereditary villages and 2,342 shares of hereditary villages were so sold ; while in 1862, only 23 of the former, and 1,657 of the latter were thus permanently alienated. Again in the former year, 17 non-hereditary villages, and 327 shares were sold in execution, as compared with 6, and 289, respectively, during the year under review. 833 judgment debtors were imprisoned for Rs. 1,56,836 against 607 for Rs. 1,70,749 the previous year. This is attributed to the greater cheapness of provisions in 1862 than in the previous year, and smaller amount which was consequently required to be paid as subsistence money.

On an average, 17 per cent. of the cases decided by the Principal Sudder Ameens were appealed to higher authority ; and 44 per cent. of the appeals tried were either reversed or modified, only 4 per cent. of the cases originally decided being interfered with in appeal. The Principal Sudder Ameen of Benares disposed of 45 cases, on an average, per month, only 3 per cent. of which were modified or reversed on appeal. The percentages of cases appealed, to those decided on their merits and *ex parte*, (32 and 17 per cent.) is rather high ; but the proportion of cases reversed or modified, to those tried in appeal, and to those decided, is not unfavourable to the judgment of the Sudder Ameens and Moonsiffs. The Moonsiffs of 11 out of the 17 Districts have worked up to, or in excess of, the minimum amount of work prescribed by the Court, viz., 30 cases on their merits and *ex parte* monthly. In the six Districts in which a less average amount of work was performed, the diminution may perhaps have been in some measure owing to the undue enlargement of the Civil jurisdictions having resulted in a diminution of litigation. The nature of the litigation in the Civil Courts together with the proportion obtaining between suits for real property, and for bond debts will be seen on the next page. The proportion of suits for bond debts, though exceeding that of any other description of cases, is much less than in the previous year when it included 80 per cent. of the whole litigation ; whereas during the past year, the percentage of these cases did not exceed 64 per cent. :—

DIVISION.	ZILLAHS.	NO. OF SUITS INSURED FOR					Debt on bond.	Other suits.	Total.	Percentage of suits for real property, to total suits.	Proportion of suits for bond debt, to total suits.
		Land Revenue.	Real property.	Real property.	Real property.	Real property.					
Meerut,	Shearnupoor,	56	160	2,495	489	3,200	78.		5.		
	Meerut,	35	153	1,829	347	2,364	77.		6.		
	Allygurh,	...	63	2,315	376	2,756	84.		2.		
Rohicund	Mooradabad,	178	399	2,934	743	4,254	69.		9.		
	Bareilly,	85	248	2,908	721	3,962	73.		6.		
	Shajehanpooor,	59	124	1,193	409	1,785	67.		7.		
Agra,	Agra,	...	183	1,659	191	2,033	82.		9.		
	Mynpoorie,	...	209	1,683	470	2,362	71.		9.		
	Furrackabad,	...	238	1,807	1,080	3,125	88.		8.		
Allahabad,	112	975	525	1,615	60.		7.		
	Cawnpooor,	...	77	930	454	1,461	64.		5.		
	Futtehpooor,	...	96	1,086	456	1,638	66.		6.		
Benares,	Allahabad,	...	997	858	732	2,587	33.		39.		
	Goruckpore,	...	554	537	901	1,992	27.		28.		
	Azamgurh,	...	5	665	672	1,457	46.		8.		
Kumaon,	Jounpooor,	...	8	79	663	1,232	54.		6.		
	Mirzapore,	...	31	164	184	379	43.		8.		
	Benares,	...	166	880	1,117	2,163	41.		8.		
...	Chazeepore,	...	23	2,828	956	3,839	74.		1.		
...	Kumaon,	...	436	4,031	11,335	44,204	64.		9.		
	Total,	...	4,031	28,412	11,335	44,204	64.		9.		

In some of the Districts, such as Benares, Allahabad and Agra, the cause of the difference was evidently the operation of the Courts of Small Causes, which withdrew a large number of cases founded on bond.

Financial Result.—In all, stamps aggregating in value Rs. 5,50,887 were filed, of which Rs. 36,205 were ordered to be refunded for Razeenamahs, leaving a net total of Rs. 5,14,682. The cost of the subordinate Judges, including their establishments, amounted to Rs. 3,32,191, so that there resulted a net gain to Government of Rs. 1,82,490: considering the exceptional status of litigation during the past year, the Court think this result satisfactory. The total number of suits disposed of during the year amounted to Rs. 69,534, representing an aggregate value of Rs. 16,369,778, and costs of Rs. 2,105,396. The average value of each suit was Rs. 235, and average cost Rs. 30, while the average percentage of costs to value was Rs. 13. The two items of Stamp charges and Pleaders' fees which are prescribed by Law, make up 89 per cent. of the costs of litigation, so that only 11 per cent. remained liable to variation according to local practice.

Sudder Court Files.—There were 148 cases of regular appeals on the file at the commencement of the year, and 239 were instituted during the year, making a total of 387 regular cases for disposal, of which 91 were disposed of, and 296 left pending at the close of the year. The causes of the greatly increased income of regular appeals, and of the slightly diminished number of those appeals which were disposed of, as compared with the returns of the previous year, were detailed at length in the Court's letter of 22nd August 1862. There were 762 cases of special appeal on the Sudder Court's File at the close of the year 1861, and 1,445 appeals were admitted during the year, leaving 2,207 for disposal, out of which, 787 were disposed of, and 1,420 pending on the file at the close of the year. The Court recorded their deliberate conviction, founded on the strongest grounds, that a permanent bench of not less than five Judges will be necessary to cope successfully with the mass of business which comes before the Court.

The results are not unfavorable to the judgment of the Judiciary Agency of these Provinces; 33 per cent. of regular, and 35 per cent. of special appeals, having been reversed, modified, amended, or remanded.

Opinion of Government.—The Lieutenant Governor solicits the earnest attention of the Court to the existing arrears upon their own files. It is observed that there is an increase of 148 regular and 658 special appeals as compared with 1861. This has

no doubt arisen mainly from exceptional circumstances, and it is hoped that, as these no longer exist to any great extent, the Court will be able to shew in their next Report a sensible diminution in the arrears which now encumber their files. The Lieutenant Governor considers that the results of the Civil Administration for the past year, as shewn in the papers now submitted, are very satisfactory, and reflect credit on the Judicial Officers of these Provinces. His Honor expresses to the Court his deep sense of the value of their services in superintending and controlling so zealously and successfully this important branch of the general administration.

JAILS IN THE NORTH-WESTERN PROVINCES.

1862.

ON 9th June 1863, Dr. W. Walker, Officiating Inspector General of Prisons, submits his Report.

General Statistics.—

<i>Number and Disposal of Prisoners.</i>	1861.		1862.	
	<i>Male.</i>	<i>Female.</i>	<i>Male.</i>	<i>Female.</i>
Remaining in confinement on the 1st January, ...	13,885	351	14,381	471
Received during the year, ...	41,639	1,386	38,620	1,480
Total Population, ...	55,524	1,737	53,001	1,951
Transported beyond Seas, ...	671	24	363	38
Transferred to other Jails, ...	1,681	50	1,225	38
Removed to Central Prisons, ...	4,339	138	3,430	96
Released during the year, ...	31,931	1,010	31,591	1,264
Escaped, ...	117	1	74	2
Died, ...	2,348	40	1,156	20
Executed, ...	74	1	59	7
Remaining on 31st December, ...	14,363	473	15,103	486
Aggregate number of Prisoners during the year, ...	57,16,482		57,82,041	
Daily average number of Prisoners, ...	15,662		15,742	

There was a decrease in the total population of the Jails of 2,309 prisoners, but an increase in the daily average number in confinement of 80 individuals, indicating that, although the number admitted during 1861 was greater than that admitted during 1862, their terms of imprisonment were of shorter duration. One noticeable fact presents itself: that while the admissions of male prisoners decreased during 1862 as many as 3,019, the admissions of females increased from 1,386 in 1861 to 1,480 in 1862—a difference of 94 individuals, or an increase of nearly 7 per cent.

Financial Results.—The gross expenditure amounted to Rs. 5,70,124-2-10 against an expenditure of Rs. 6,71,500-14-6 in the previous year, a reduction of no less than Rs. 1,01,376-11-8, giving a decrease in cost per prisoner of Rs. 7-8-2½. The cheapness of grain during the past year accounts for a large proportion of this decrease in cost of maintenance, but under almost every head of charge, except fixed establishment, a saving was effected. The 13,406 prisoners sentenced to labour earned Rs. 3,43,560. The net profits on the sale of manufactured goods amounted to Rs. 61,181. Deducting this sum from the total expenditure during the year, the balance of Rs. 5,08,943-2-10 represents the actual cost to Government, or a fraction above Rs. 32 per prisoner.

Casualties.—1,174 deaths occurred during the year, of which 243 resulted in the Barcilly Prison from an epidemic of typhoid fever, and 34 in other Jails from cholera. The death rate from all causes was 7·45 per cent. of the average strength, contrasting favourably with previous years, being the lowest death rate since 1855. The chief diseases giving rise to the mortality were—

Fever,	480
Dysentery,	209
Diarrhœa,	202
Diseases of Brain,	26
Ditto of Lungs,	70
Cholera,	34
Other diseases, including wounds, accidents, &c.,	153

There were 82 escapes during the year as against 118 during 1861, a very practical evidence of the good effected by the extension of intramural labour to the smaller Jails. Sixty-nine prisoners were recaptured during the year, leaving at large, out of a total number of 469 escapes since the Mutiny, 396 men and 4 women. A sum of Rs. 2,150 was paid during the year as rewards for the recapture of escaped prisoners, of which only Rs.

210 were paid for the recapture of recent escapes, and Rs. 1,940 on account of old proclaimed escaped convicts.

Discipline.—Dr. Walker reports favourably on the system of Prison Burkundauzes, which he introduced into the Agra Central Prison. Without detracting from the majesty of the law, or abating one jot of the sentence of the prisoner as far as his exclusion from the outer world is concerned, there is provided for long-continued good conduct a tangible reward to which all may aspire. Prisoner Burkundauzes are a means of strengthening the hands of the Superintendent of a large Prison, instead of an element of weakness as was at first dreaded. Auxiliary to the election of Prisoner Burkundauzes is the system of marks for honest hard work and good-conduct.

Education.—Attending school was part of the daily routine in all the Jails of the Provinces. In the Central Prisons education made most progress; in the District Jails the scheme requires the fostering care of individual officers to be productive of much good. Experience does not lead Dr. Walker to hope for any marked benefit to the prisoners themselves. Far from appreciating any endeavours to teach them simple reading and writing, they, with very few exceptions, consider the hour or two spent in school as an additional task. They very soon forget after their discharge all they may have learnt in confinement. Apart, however, from the question of the good that may or may not result to the convict himself, there is a sure benefit to Jail discipline in keeping the prisoners occupied every hour that is superfluous to the demands of nature for rest, and on this ground alone one or two hours every day before locking-up should be devoted to acquiring some education, were it only the letters of the alphabet. On the 31st December, of the whole population of the Jails, 2,125 could both read and write, 3,498 could read only, and 12,953 could neither read nor write.

General.—Twenty-six out of the thirty-four Jails of the Provinces were inspected during the year, and some of the large Jails visited on several occasions. All the District Jails have now gardens attached to them, with the exception of Muttra, Ajmere, and Beawar.

CRIMINAL JUSTICE IN THE MADRAS PRESIDENCY.

1861.

THIS Report consists of tabular statements submitted by the Judges of the Sudder Court.

Village Police.—Of 34,335 cases, 7,487 were discharged, 7,649 acquitted, 12,525 convicted, 6,551 referred to the higher authorities, 87 otherwise disposed of and 36 left pending. The cases have steadily increased; in 1857, there were 14,821; in 1858, 26,012, in 1859, 27,044, and in 1860, 26,801.

District Police.—Of 2,28,681 cases, 53,808 were discharged, 97,569 acquitted, 59,972 convicted, 12,983 referred to higher Courts, 2,406 died, escaped or were otherwise disposed of, and 1,943 were pending. In 1857 the cases were 2,12,318.

Subordinate Judges, Principal Sudder Ameen, and Sudder Ameen.—Of 10,129 cases, 31 were discharged, 3,310 acquitted, 2,898 convicted, 3,216 referred to Sessions Judges, 288 otherwise disposed of, and 386 pending. The number of cases was 7,261 the previous year and 8,433 in 1857.

Magistrates, Joint Magistrates, and Assistant Magistrates.—Of 15,735 cases, 1,003 were discharged, 5,954 acquitted, 6,352 convicted, 888 committed to Subordinate Courts, 976 otherwise disposed of, and 562 pending. The cases have steadily increased from 1857 when they were 7,350.

Sessions Judges.—Of 4,921 cases, 11 were discharged, 1,969 acquitted, 1,754 convicted, 413 referred to Foujdari Court, 271 remanded to Lower Courts, 235 otherwise disposed of, and 268 pending. The cases were 3,717 the previous year and 3,725 in 1857.

Foujdari Adawlat.—Of 438 cases, 232 were released unconditionally and 6 on security, 198 were convicted and 2 were remanded.

Punishments.—722 were discharged on security, 171 dismissed from office, 57,426 fined, 1,102 flogged, 19,057 imprisoned for not more than a month, 2,040 less than 6 months, 922 less than a year, 470 less than 2 years, 114 less than 3 years, 133 less than 4 years, 133 less than 5 years, 18 less than 6 years, 170 less than 7 years, 79 less than 8 years, 25 less than 10 years, 2 less than 13 years, 326 less than 14 years; 37 were transported and 42 sentenced to death. The average duration of cases referred to the Foujdari Adawlat was :—

Years.	From apprehension to commitment.	From apprehension to reference.	From transference to receipt.	From receipt of reference to sentence.	Total from apprehension.
	Days.	Days.	Days.	Days.	Days.
1857 ...	21	55	7	10	93
1858 ...	16	43	7	6	72
1859 ...	17	43	7	6	73
1860 ...	21	47	7	8	83
1861 ...	17	45	6	6	74

Crimes.—

	1860.	1861.
<i>Against the Person.</i>		
Murder	337	364
Homicide	49	65
Wounding with intent to kill ...	27	36
Assault with wounding ...	448	411
Rape	111	142
<i>Against Property.</i>		
Highway Robbery with aggravating circumstances ...	157	231
Highway Robbery without aggravating circumstances ...	638	1,002
Gang Robbery with aggravating circumstances.		
In houses	210	285
In fields	74	76
Gang Robbery without aggravating circumstances.		
In houses	425	627
In fields	304	308
House breaking.		
Into substantial dwellings and with personal injury, ...	3,876	4,338
Into huts and other insecure dwellings	2,205	2,277
Theft	2,125	2,607
Cattle stealing, killing or wounding	1,187	1,132
Arson	345	355

Embezzlement or fraud	...	386	461
Forgery	...	199	221
Perjury	...	39	71
Various	...	3,322	4,121
Total number of Cases	...	16,464	19,150
Total number of persons supposed to have been concerned in the cases	...	61,366	66,816

CIVIL JUSTICE IN THE MADRAS
PRESIDENCY.

1861.

THIS Report consists of tabular statements submitted by the Judges of the Sudder Court. The general statistics will be found at page 440 of Vol. VI. of the "Annals." They are embodied in the following table :—

The Aggregate of Original Jurisdiction.

	1857.	1858.	1859.	1860.	1861.
Depending 1st January ..	53,528	57,646	63,735	88,132	68,855
Instituted during the year	1,26,105	1,43,389	1,63,269	137,834	2,82,976
Total	1,79,633	2,01,035	2,27,004	2,25,966	3,51,831
Decided on merits ..	46,888	48,181	54,148	62,011	78,872
Dismissed on default ...	11,609	8,983	9,986	13,555	16,804
Adjusted or withdrawn ...	61,178	62,218	63,084	63,152	72,557
Otherwise disposed of ...	2,312	17,918	11,654	18,393	17,418
Depending 31st December	57,646	63,735	88,132	68,855	1,06,180
Decided by European Judges	819	3,726	3,232	4,728	3,968
Do. by Native Judges	1,21,118	1,33,526	1,35,579	1,52,307	1,81,615
Do. by Panchayets ...	50	48	61	78	68
Total decided	1,21,967	1,37,300	1,38,872	1,57,111	1,85,651

The various descriptions of Original Suits were—

	1857.	1858.	1859.	1860.	1861.
Land rent and revenue ..	11,217	4,011	4,676	2,882	5,388
Otherwise connected with land	8,939	10,364	7,774	13,010
Houses or other fixed property ...	2,647	3,086	3,763	2,868	4,981
Debts, wages, &c. ...	1,12,093	1,14,919	1,35,206	1,05,179	2,43,673
Caste, religion, &c.	466	524	478	449
Indigo, Sugar, Silk, &c.	3,154	2,282	2,734	5,735
Total ...	1,25,957	1,34,575	1,56,815	1,21,915	2,73,236

Of these 65,092 were decided in favour of Plaintiff and 13,780 of defendant. The value of suits was Rs. 1,75,32,365, of which Rs. 16,43,722 was before the Sudder Court Rs. 1,42,85,591 before the other Original Courts and Rs. 16,03,052 were appeals. The average duration of suits was —

	1859.			1860.			1861.		
	Years.	Months.	Days.	Years.	Months.	Days.	Years.	Months.	Days.
Sudder Court ...	3	10	...	6	21	...	4	20	...
Civil Judges ...	1	8	12	1	4	11	1	...	16
Subordinate Judges ...	1	1	2	1	4	16	1	2	9
Assistant Judges
Principal Sudder Ameeris ...	9	19	...	10	23	10	20
Sudder Ameeris	10	2	...	9	1	...	8	18
District Moonsiffs	7	14	...	7	11	...	6	25

THE EXTERNAL AND INTERNAL TRADE OF SIND.

1862-63.

This Report is submitted by P. M. Dalzell, Esq., Collector of Customs, Kurrachee. The value of the trade of 1862-63 was

Rs. 5,53,04,126, or a little over five and a half millions sterling, being an increase on the trade of the year previous, of Rs. 2,56,38,583 or 86½ per cent.; an increase of itself nearly equal to the value of the trade which up to 1861-62 it had taken twenty years, or from the period of the conquest, to create. Deducting the value of the Cotton exported, viz. Rs. 1,43,93,483, from the total value of the trade, there remains Rs. 4,09,10,643 as the value of all other commodities. Omitting cotton, treasure and railway material the comparison is—

1861-62 Value of Trade,	2,58,03,171
1862-63 Ditto,	3,36,27,499

Increase in 1862-63, 78,24,328

Mr. Dalzell remarks that such a colossal stride in the trade of the port in one year is as gratifying as it is suggestive, and demonstrates the vast resources and capabilities of the countries of which the Indus is the outlet, which in one year, without interfering with other productions, which have also greatly increased, has thrown into the market an amount of Cotton—3,63,45,820 lbs.—equal to one-fourth the quantity exported to all places from Bombay in 1855-56, only seven years ago, and about one-ninth the total exports in 1861-62; the trade being new to Sind, whilst to Bombay it is the growth of more than three-fourths of a century.

In Cotton, the increase is 1,32,01,519 or 1,007½ per cent., Grain 10,27,171 or 104 per cent., Seeds 16,43,738 or 108½ per cent., Raw Silk 21,503 or 16½ per cent., Wool 19,73,280 or 38 per cent., and Cashmere Shawls 11,11,948 or 124½ per cent. The balance of trade is in favour of Sind by Rs. 1,04,47,758, or upwards of one million sterling, which may be attributed to the sudden existence of the cotton trade, and the uncertainty attending it. In Imports, the chief decrease is in Cotton Piece Goods, Thread, Dyes, Railway Materials, Spices, Woollens and Tobacco. Piece Goods and Railway Materials are the most important. In the former the decrease is 2,91,884, or about 5 per cent. In the latter 13,24,344 or 146 per cent. The chief items of increase in Imports are, Apparel, Books and Stationery, Coffee, Twist and Yarn, Drugs and Dry Fruits, Grain, Gunny Bags, Ivory and Ivory ware, Machinery, Metals, and Manufactured Metals, Raw Silk, Spirits, Sugar and Sugar Candy, Tea, Timber, Wax and Wax Candles, Wines and Wool—increases which are natural in a trade emerging from its infancy. The value of the direct Exports to Great Britain,

increased from 12,99,138 in 1861-62 to 32,60,612 or 151 per cent.; and to the continent of Europe 5,73,406 to 9,31,977 or 63 per cent.; the great bulk of the trade however passed on to Bombay; but it may be hoped that the Cotton Steam Presses lately opened at Kurrachee will inaugurate a different future. Steamers now ply on the Rivers of the Punjab, facilitating traffic; and a Steamer of the British India Steam Navigation Company, which leaves Kurrachee every month or six weeks for Bussorah, touching at intermediate Ports in the Persian Gulf, will doubtless have the effect of opening up new Markets in that direction. The value of the trade of the Gulf with Bombay was, in 1861-62, upwards of a million and a quarter sterling; a large share of which must eventually be diverted to Kurrachee, the nearest Port by hundreds of miles; the value of the Gulf trade with Kurrachee in 1862-63 was 8,82,468.

Inland Trade.—The visitation of Locusts in Sind and the Punjab in the past year considerably damaged the crops in both provinces; and the unsettled state of Affghanistan and Northern Beloochistan, which for some time past have been politically disturbed, must have had a baneful effect on the trade, although there is no indication of such, if we take as a test the value of produce brought into Kurrachee from Candahar, not down the Bolan Pass, but by Khelat, Kosdar and Pir Muggur. The value registered at the Meila in 1861-62 was Rs. 9,33,901; in the past year it had risen to 17,07,881 or nearly double. As was to have been expected on the opening of the Railway, the traffic by the Indus mouths is on the decline. The value of the external trade was in 1861-62 Rs. 29,19,304. In the past year it is only 20,55,683, so also the internal trade, which has fallen from 28,22,466 in 1861-62 to 22,16,812 its value in the past year. This is exclusive of the estimated value of the traffic, by private steamers which in 1861-62 amounted to Rs. 24,89,212; in the past year it is estimated Rs. 28,41,214 showing an increase of Rs. 3,52,202. To some extent these decreases are attributable to the numerous wrecks that have taken place at the mouths of the river, owing chiefly to the shallowness of the water on the bars. No less than 17 casualties are reported to have occurred, of which ten boats were totally lost. But the Railway will probably eventually absorb the whole of the river traffic, except that portion of it which borders on the Delta.

Shipping.—In the past year, 73 ships and 56 steamers, the former aggregating 43,463½, and the latter 18,942 tons, entered the Harbour, without the occurrence of a casualty. The export

Madras Jails.

of Salt fell off from 5,86,990 maunds in 1861-62 to 60,792 maunds, arising from large stocks of Government Salts on hand.

Finance.—The Revenue from all sources, after deducting payments on account of Drawback and Refunds, amounted in the year under review to Rs. 5,58,783-5-6, shewing a decrease of Rs. 1,00,817-13-6, as compared with the year preceding. The decrease in import duty is ascribed to Railway Materials, Piece Goods and reduction of customs duties. Rs. 15,000 have been paid for the Pearl Fishery for five years. In the previous twelve years it had realized only Rs. 17,940. The percentage of cost of collection on gross receipts is 5 $\frac{1}{2}$ per cent.

Opinion of Government.—These gratifying results the Governor in Council concurs with Mr. Dalzell in considering to be evidences of the advantages of improved communications. They prove the benefits which the people and the State may be expected to derive from a proper and judicious expenditure in increasing the facilities for the transport of the productions of the country. The steady increase in the Export of Cotton which the returns exhibit is most satisfactory, and especially so when it is borne in mind that previous to 1860 this staple had not figured in the Export Trade.

JAILS IN THE MADRAS PRESIDENCY.

1860-61.

J. Rhode, Esq., the Inspector General, reports progress in the erection of the new prison for Europeans at Ootacamund, which was to be completed in August. This prison has been constructed on the model of the later English prisons, with such variations as the difference of climate and local circumstances induced. The new Salem prison, on the principle of a panopticon, still incomplete, was partially occupied by placing three men in a cell. The demand from Calcutta for prison accommodation for European and American prisoners rapidly increased, and the building intended as the local prison for Ootacamund, and which it was anticipated would for some years have been sufficient for European prisoners sentenced to penal servitude, will be immediately fitted to meet the demand. The duty of guarding the Jails and the prisoners at labor, for which extra guards were allowed, was undertaken by the new Police in all Districts into which it has been introduced.

Mortality.—The prisoners were free from any extraordinary outbreak of fatal disease, excepting at Nellore, where Cholera prevailed with unusual virulence in April. The deaths during the year in all the Jails amounted to 397 on an average daily strength of 5,892 prisoners. Of this number 140 occurred within, and 257 after the first year of imprisonment. The greatest mortality was in the Jails of Nellore, 52 on an average strength of 281; Madura, 25 on an average strength of 190; Salem, 21 on an average strength of 238; Coimbatore, 22 on an average strength of 280; Calicut, 27 on an average strength of 252; Trichinopoly, 21 on an average strength of 397; Rajahmundry, 25 on an average strength of 141; Masulipatam, 15 on an average strength of 93; Cuddapah, 22 on a strength of 308; Cuddalore, 33 on an average of 357, and in Chittoor, 20 on an average of 492. The prison at Ootacamund had the smallest mortality (1 on an average strength of 113). The total deaths during the year were 397 or 127 less than in the former year.

Prisoners.—In all the jails there were 638 persons confined for Rs. 1,10,270-14-4½ of debt. Of these 520 were for less than 3 months and 90 for less than 6 months. But 219 were confined for more than Rs. 100, 149 for between Rs. 50 and 100, 187 for between Rs. 20 and 50, and 82 for between Rs. 10 and 20. There were 5,196 convicts in jail on 1st May 1860. There were admitted 5,188 during the year and released 4,883, leaving 5,501 on 30th April 1861. Of these 44 were sentenced for life, 517 for above 14 years, 1,213 for between 10 and 14 years, 1,329 for from 7 to 10 years, and 2,398 for less than 7 years. As to employment 4,185 were engaged on roads and public works, 1,266 on manufactures and domestic work. There were 50 sentenced to imprisonment only, 7 to solitary imprisonment for from 18 to 24 months, 17 for the same for 1 year, and 9 for the same for 6 months. Four insane were confined for safety, and 29 persons for reasons of state. There were during the year 6,113 male and 204 female prisoners above 17 years of age. There were 82 male and 5 female prisoners under that age. Of the prisoners 470 had been in jail once before, 132 twice, 53 thrice and 16 four and more times.

Finance.—The total charge was Rs. 3,04,508-5-6½.

The following Return by R. Cole, Esq., Principal Inspector General of the Medical Department, shews :—

The Average Strength and Admissions and Deaths from each Class of Disease, according to length of Confinement in Jails, from 1844 to 1860-61..

	Percentage of		
	Admissions to strength.	Deaths to strength.	Deaths to admissions.
Fevers	26.9	0.4	1.6
Cholera	2.8	4.4	50.5
Dysentery, acute and chronic ...	4.8	0.5	11.2
Diarrhœa	12.1	1.1	9.6
Other diseases of stomach and bowels	5.3	0.1	2.06
Hepatitis, acute and chronic ...	00.6	00.1	17.3
Diseases of the Lungs	2.2	0.3	13.6
Ditto Brain	1.2	0.1	15.6
Rheumatic affections	5.5	00.9	1.7
Venerical do.	1.5	000.8	0.5
Atrophia	2.2	0.6	30.8
Anasarca	1.6	0.5	30.2
Beri-beri	0.8	0.1	22.3
All other diseases	440.9	0.7	1.6
Total	111.7	6.4	5.7

THE LAND REVENUE OF THE MADRAS
PRESIDENCY.

1861-62.

SUMMARY BY GOVERNMENT.

ON 30th April 1863 the Madras Government review the Report of the Board of Revenue for Faslî 1271 (1861-62.)

The year was a favourable one. The *actual receipts* from all sources amounted to the unprecedentedly large sum of Rupees 6,01,55,422 or £6,015,542, being Rupees 26,82,442 in excess of the similar receipts of the preceding year. Going back as far as 1840-41 the highest amount collected in any year up to 1856-57 was Rupees 4,80,64,000. In 1856-57, the year immediately preceding the mutinies, the Revenue rose to Rupees 5,01,23,687, compared with which the Revenue of last year (1861-62) shows an increase of a million sterling. The portion of this increase consequent on additional taxation may be thus estimated :—

	Rs.
<i>Salt</i> .—Enhanced duty of 8 Annas per Indian Maund on Indian Maunds 58,87,300 sold during Fasli 1271	29,43,650
<i>Sea Customs</i> .—Entire excess of collections in Fasli 1271 above those of Fasli 1267 (1857-58) when the duties were raised	7,72,524
<i>Stamps</i> do. of do. in do. above those of Fasli 1269 (1859-60)	18,84,731
<i>Land Customs</i> do. of do. in do. above those of Fasli 1268 (1858-59)	62,151
<i>Income Tax</i> .—Entire collections of Fasli 1271	17,00,367
	73,63,423
Deduct Moturpha levied in Fasli 1239 <i>minus</i> the sum collected under the same head in 1271	9,74,469
	63,88,954

Making a very moderate allowance for the increase of Revenue, which would certainly have occurred if the additional taxes had not been imposed, the Revenue actually received in 1861-62 exceeded that realized in 1856-57 from the same sources by at least £400,000. This large revenue was collected with remarkable ease, the value of property sold for non-payment being under £2,150 or '035 per cent. The collections during the past 6 years were as follows :—

	Rs.
In 1856-57	5,01,23,687
„ 1857-58	4,89,35,707
„ 1858-59	5,37,00,845
„ 1859-60	5,57,14,163
„ 1860-61	5,74,72,980
„ 1861-62	6,01,56,422

The sanitary condition of the Presidency was somewhat more favourable than in Fasli 1270, but deaths from Cholera were numerous in some of the Districts. The loss of cattle in the Godavery district and Coimbatore was also heavy. The returns, such as they are, show a total of 197,960 children vaccinated, and the proportion to the population is lamentably small. Prices, very high in Fasli 1270, rose still more in the year under report. The rise though gradual has been very great. The average price of second sort paddy for the ten years from Fasli 1261 to 1270 was Rupees 105 per Garce, while in Fasli 1270 it rose to 140 Rupees, and in Fasli 1271 to 150 Rupees. The prices of the dry grains, which form the staple food for the lower classes, also largely rose. Wages were high and employment abundant. The emigration to Ceylon was probably owing to the more remunerative return for labor afforded in a congenial climate close at hand, than to actual want at home. In many respects the emigration to Ceylon resembles that of Irish labourers into England during harvest, and both Madras and Ceylon profit by the mutual interchange of labor and capital. Emigration to distant fields of labor is, as yet, too trifling to excite apprehension.

Ryots' Holdings.—Their extent at the commencement of the year in the whole Presidency (except the Districts of North and South Canara and Malabar) was Acres 1,53,60,226, assessed at Rs. 3,13,29,516; of this Acres 6,20,275 assessed at Rs. 11,18,231 were relinquished, while on the other hand Acres 10,47,454 assessed at Rs. 18,00,089 were newly taken up. The extent held by the Ryots at the close of the year was Acres 1,57,87,405 assessed at Rupees 3,20,11,374, but deducting waste remitted, on account of adversity of season, &c., the extent which actually paid Revenue to Government was 1,54,20,156 assessed at Rupees 3,11,43,819 against Acres 1,46,69,963 assessed at Rupees 2,98,76,072 in Fasli 1270. The result was an increase of Acres 4,27,179 (assessment Rupees 6,81,858) in the holdings, and of Acres 7,50,193 (assessment Rupees 12,67,747) in the land which paid Revenue. It is highly satisfactory to find that the area of cultivation is every year largely and steadily increasing, and that the grant of remissions for lands retained, but left waste by the Ryots, is being gradually discontinued. Adding the revenue of Malabar and North and South Canara and the second crop and additional assessment in other Districts, and deducting sundry remissions, the net settlement under "Ryotwari" for the year was Rupees 3,52,05,782 against Rupees 3,37,55,382 in the previous year. The Increase was Rs. 14,50,400.

Cotton.—In the extent of land cultivated with Cotton there was a decrease of Acres 40,374 notwithstanding the high price of the article. The total cultivation in Fasli 1274 was 10,60,558 Acres, while in Fasli 1271 it was only 10,20,180. The falling off was mainly in the Kistna and Coimbatore Districts. In Coimbatore adversity of season is doubtless the cause, but no reason is assigned for the decrease of nearly 20,000 Acres in the Kistna. The high price of cereals and want of confidence in the stability of the sudden demand for Cotton doubtless prevented that rapid extension of cultivation which might have been expected. The actual cultivators probably did not at first share generally in the rise in the value of Cotton, their crops being already mortgaged or sold to brokers and merchants. In the current year, however, the cultivators will undoubtedly share in the profit, and a much more extensive cultivation may be anticipated. The last return submitted by the Board shows that, up to February last, 11,75,000 Acres were under Cotton against 9,24,000 Acres up to the same period in the previous year, the increase being 2,50,000 Acres.

General Result.—The entire Land Revenue of the Presidency for the year amounted to Rs. 4,20,90,478. The similar Revenue for Fasli 1270 having been Rs. 4,06,27,554, there was an increase of Rs. 14,62,924. The chief portion of the increase, viz., Rs. 14,50,400, is under "Ryotwar." Government remark on the Salt Revenue that, taking the monopoly profit, or in other words, the Salt Tax, at Rupees 1 Annas 6 per Indian Maund of 82 and 2-7th lbs., and the rate of consumption at 18 lbs. yearly, which is generally believed to be a liberal allowance, the Salt Tax per head is only 5 Annas per annum, a sum which, at the present rate of wages, can only be felt where the expense of carriage to the consumer adds greatly to the cost of the article. The Board's price lists show that a Garce of Salt costing Rupees 180 on the coast sells for more than 400 Rupees in Bellary. It is clear, therefore, that an increase Salt Revenue must be expected from improvement of the communications, *i. e.*, the cheapening of the cost of transit, and not from increase of taxation. The entire demand under all heads on account of the Revenue of the year amounted to Rupees 6,11,20,995 against Rupees 5,80,30,402 in Fasli 1270. The greater portion of it, viz. Rupees 5,71,27,082, was collected within the Fasli, leaving a balance of Rupees 39,93,913 or 6½ per cent. at its close. Subsequently, however, and up to 30th November 1862, Rupees 35,15,219 of the last mentioned sum were collected, and the comparatively

small balance of Rupees 4,78,694, or less than $\frac{1}{2}$ per cent. of the gross demand, remained outstanding. This result is highly gratifying. The arrears of former years amounted at the commencement of 1861-62 to Rupees 37,73,709, of which Rupees 30,28,340 were collected and Rupees 67,614 written off during the year. The balance, Rupees 6,77,755, was reduced to Rupees 4,97,862 by the end of November 1862. Of this sum Rupees 2,56,542 are stated to be probably recoverable, and the remainder Rupees 2,41,319-14-7 to be irrecoverable from various causes. The charges of the year amounted to Rupees 56,94,820 or 9.46 per cent. on the collections, while in Fasli 1270 they were Rupees 71,06,252 or 12.3 per cent. The charges of collection were only 6.18 in Fasli 1271, and this includes the performance of all magisterial duties. The Board omit the Income Tax and Stamp collections in the Town of Madras from their returns. Including them the aggregate Revenue of this Presidency in Fasli 1271 was Rupees 6,10,31,862 :—

Total Revenue as per Board's Statements ...	Rs. 6,01,55,422
Income Tax collections of the Town of Madras	
and stoppages made by ex-Officio Assessors	8,06,243
Stamp collections in the Town of Madras ...	70,197
	...
Total Rs. 6,10,31,862

THE BOARD'S REPORT.

The Board of Revenue apologise for the non-transmission of the Quinquennial Returns due this year. The system of permanent Puttahs, or the plan of not issuing a new Puttah every year when no material change has taken place, was very generally introduced in every District except Trichinopoly, in which it is incompatible with the peculiar character of the assessment, which varies every year with the crop grown. Of a total of 20,22,526 Puttahs, only 7,83,400, or 38 per cent., were renewed or granted afresh in the year. The rest were old Puttahs which remained either altogether unchanged, or were modified by a few additional entries.

Prices.—Prices rose from 7 to 9 per cent. Compared with the average of the ten preceding years, the increase shown is much larger, viz. 28 to 46 per cent. Under the pressure of such high prices, the poorer classes of the people found great relief in employment on the Railway Irrigation Company's works; notwithstanding however the great demand for labour created by these

works, and the large sums of money expended in wages, the motives to Emigration continued to operate, the number of people who emigrated to Ceylon from the Southern Districts of Madura and Tinnevely having amounted to upwards of 54,000, but this probably is only a temporary emigration.

Cultivation.—

Items.	Fasli 1270.		Fasli 1271.	
	Extent.	Assessment.	Extent.	Assessment.
	Acres.	Rs.	Acres.	Rs.
Unirrigated land ...	1,16,00,100	1,38,40,091	1,22,24,006	1,43,12,495
Irrigated land ...	26,82,392	1,44,17,954	28,02,775	1,51,91,024
Garden land ...	3,87,469	16,18,027	3,93,374	16,40,299
Total ...	1,46,69,961	2,98,76,073	1,54,20,155	3,11,43,818
Second crop Assessment	5,14,900	5,92,732
Additional ditto	6,70,344	6,35,117
Total	3,10,61,317	3,23,71,667
North and South Canara and Malabar	40,19,203	41,70,116
Total	3,50,80,520	3,65,41,783
Deduct Remissions	36,52,618	34,92,815
Remainder	3,14,27,902	3,30,48,968
Add Sundry Items	23,27,480	21,56,814
Total	3,37,55,382	3,52,05,782

The net increase in the area under cultivation (not including the extent in Canara and Malabar, the area in which Districts is not known) amounted to upwards of $7\frac{1}{2}$ lakhs of Acres with an assessment of more than $12\frac{1}{2}$ lakhs of Rupees, besides $1\frac{1}{2}$ lakhs in the two Districts referred to.

The Entire Land Revenue.—The results were:—

Items.	Fasli 1270.	Fasli 1271.
	Rs.	Rs.
1. Permanently settled	51,05,454	51,03,963
2. Quit-rent of Shrotriem and Inam villages	4,34,690	5,99,848
3. Rented Villages	2,93,896	2,48,947
4. Ryotwar	3,37,55,382	3,52,05,782
5. Amani or division of produce	49,328	38,204
6. Redemption of quit-rent on Inam, &c.... ..	2,115	7,613
7. Miscellaneous items	3,21,070	3,19,348
8. Sayer	6,65,619	5,66,773
Total	4,06,27,554	4,20,90,478
Net Increase		14,62,924

Sundry Sources of Revenue.—

Items.	Fasli 1270.	Fasli 1271.		
		Ain.	Miscellaneous.	Total.
	Rs.	Rs.	Rs.	Rs.
Abkarry	31,23,128	34,66,738	6,079	34,72,817
Income tax	13,61,349	18,16,084	6,411	18,22,495
Moturpha and Duty on Arts and Trades	10,17,382	40,408	4,120	44,528
Salt	73,05,320	86,98,729	7,367	87,06,096
Sea Customs	24,64,968	19,71,851	15,922	19,87,773
Land Customs... ..	2,89,081	2,56,269	1,782	2,58,051
Stamps	18,41,620	26,02,581	1,36,176	27,38,757
Total	1,74,02,849	1,88,52,660	1,77,857	1,90,30,517
Net Increase				16,27,669

Abkarry.—The Abkarry Revenue is rented out in the provinces, and the increase is owing to the higher offers for the farms on the renewal of the leases. This increase in the Abkarry farms is finally counterbalanced by a falling off in the revenue of the Town of Madras, which is under the immediate management of the Collector, to the extent of a little more than one lakh of Rupees, the cause of which is stated to be the departure of Regiments, decrease of workmen employed on the Railway, and high price of provisions which left little to the poorer classes to spend in drink. The Income tax yielded an increase of Revenue of 4,61,146 Rupees in excess of last year, owing in part to the inclusion of some assessments for Fasli 1270.

Salt.—

Items.	Fasli 1270.	Fasli 1271.
	Ind. Mds.	Ind. Mds.
<i>Receipts.</i>		
Quantity in store at the beginning of the year	84,31,780	1,15,26,397
Do. manufactured and received into store during the year	1,02,48,815	69,12,280
Total ...	1,86,80,595	1,84,38,677
<i>Sales.</i>		
Home Consumption	27,80,546	27,21,383
Inland do.	33,70,575	31,65,917
Exported by Sea	6,64,513	5,99,762
Sold to French Government	63,979	64,562
Total ...	68,79,613	65,51,624
Remainder ...	1,18,00,982	1,18,87,053
Wastage written off under the sanction of Government	2,74,585
Balance in store at the close of the Fasli	1,15,26,397	1,18,87,053

Customs.—The Revenue from Sea Customs was 19,87,773 Rupees which amount was 4,77,195 Rupees less than in the year preceding. There is a decrease in the Revenue derived from Land Customs of 31,030 Rupees which occurs principally

in the Godavery and Tanjore Districts, and in the trade with the French Settlements of Yanam and Karrical, and seems chiefly to have been in consequence of no encouragement, as before was the case, being held out by the French Government to induce merchants to ship Gingily-oil seed through the French ports.

The Stamp Revenue exhibits a satisfactory increase amounting to Rupees 8,97,137. There is an increase in every District, except South Arcot.

Comparative Statement showing the Cultivation of Sugar-cane, Cotton and Indigo, for Fasli 1271.

DISTRICTS.	Sugar-cane.		Cotton.		Indigo.	
	Fasli 1270.	Fasli 1271.	Fasli 1270.	Fasli 1271.	Fasli 1270.	Fasli 1271.
1	2	3	4	5	6	7
	Acres.	Acres.	Acres.	Acres.	Acres.	Acres.
1 Ganjam ...	3,544	3,410	4,678	5,325
2 Vizagapatam ...	3,953	3,435	4,794	4,626	682	977
3 Godavery ...	4,408	4,415	12,657	7,815	245	226
4 Kistna	1,24,855	1,05,275	8,597	11,962
5 Nellore ...	13	15	13,730	17,425	14,442	20,614
6 Cuddapah ...	2,711	1,979	25,920	34,868	29,929	35,912
7 Bellary ...	8,033	5,644	2,82,673	2,94,287	2,966	2,518
8 Kurnool ...	593	335	1,32,553	1,39,426	12,502	25,351
9 Madras ...	104	104	4	1	2,281	3,076
10 North Arcot ...	5,911	5,313	41	23	15,321	9,164
11 South Arcot ...	2,104	1,833	34,911	36,603	34,373	57,331
12 Tanjore ...	320	445	576	2,153	1,994	2,941
13 Trichinopoly ...	1,353	1,689	5,634	5,953	540	993
14 Madura ...	175	218	81,250	72,083	53	128
15 Tinnevely ...	216	263	1,88,342	1,89,094	461	353
16 Coimbatore ...	1,408	1,942	1,32,233	88,910
17 Salem ...	1,441	1,597	15,707	16,317	2,182	1,891
18 North Canara ...	2,007	2,245
19 South Canara ...	592	572
20 Malabar
Total ...	38,886	35,454	10,60,558	10,20,184	1,20,568	1,73,436
Government lands	23,135	21,664	6,95,501	6,56,792	98,673	1,36,492
Inam lands ..	4,721	4,905	2,45,200	2,46,528	17,538	24,387
Zemindary Lands ...	11,030	9,785	1,19,857	1,16,864	10,337	12,557

After elaborate tables, above summarised, the bulk of the appendix consists of the Settlement Reports of each of the 20 districts in the Presidency.

FOREST CONSERVANCY IN MADRAS.

1862-63.

CAPTAIN R. H. Beddome, the Officiating Conservator of Forests, submits this report on 1st May 1863. The various forests and their produce will be seen from the following table:—

Names of Forests.	Receipts by the sale of timber, &c	Disbursements including the cost of Estab- lishment and contingencies.	Estimat- ed value of timber stored in Depôts.
	Rs.	Rs.	Rs.
Annamallay	75	33,839	2,60,571
Mudumally	62,731	44,024	1,21,072
Cuddapah	10,721	3,461	400
Seegoor,	27,641	13,570	16,240
Nellambúr... ..	17,722	6,740	33,000
Salem	22,549	13,079	16,000
South Canara	6,560	4,944	5,225
Wynád	5,351	12,096	18,678
Hoonsoor	98	2,098	6,454
Kurnool	17,288	1,749	300
Madura	4,950	4,944	4,421
Neilgherry Sholas... ..	3,995	9,414
North Arcot	1,373	332
Gumsoor and Surada	1,197	743
Australian Plantation	83	1,639
Central Office	23,096
	1,82,334	1,75,768	4,82,361

The net revenue was only Rupees 6,566, but the value of timber cut and in store, at the end of the year, amounted to Rupees 4,82,361. This result is mainly owing to the absence of sales in the Annamallay Forest, owing to the extinction of

the Indian Navy and the consequent cessation of purchases by the Bombay Government. Just before the commencement of the year the most valuable and remunerative forest tract, North Canara, was transferred to the Bombay Presidency. The receipts and charges of the last three years were :—

Year.	Receipts.	Charges.	Net Revenue.
1860-61	99,300	90,323	8,977
1861-62	1,70,204	1,39,277	30,927
1862-63	1,82,334	1,75,768	6,566

The chief forests in the Cuddapah district are situated in the Rajampett, Sidhout, and Budvail taluqs.

North Arcot Forests.—The North Arcot hill forests, north-west of Kircumbaddy, which join the hill tracts of the Cuddapah district, were handed over to the Forest department in July.

Kurnool.—The Nallay Mallays, a range of hills about 70 miles in length and 15 to 25 miles in breadth, which run from the Cuddapah district to the southern bank of the Kistna, are covered with very fine forests. The Forest department do not work the forests in this district, but they are open to the public on the license and voucher system. It has proved a great check upon smuggling, and the monthly receipt for seignorage has been steadily rising. The tract of hill forests lying in the South Arcot district near Cotapatty to the north and Ahtoor to the south is a continuation of the Salem forests, although in another district. The most valuable tree in this district is the Sandalwood (*Santalum Album*.) It grows abundantly all over the Denkincottah range of hills north west of Salem, and the Forest department are themselves working these forests. Sandalwood is also found on the Javadie hills north east of Salem; the trees at present are too young to be felled, but they are strictly conserved. Teak and Satinwood had been very much felled in this district before conservancy was introduced, and very few trees of any size are at present to be met with, and these generally in inaccessible places. The forests in this district have suffered considerably from indiscriminate felling for Railway sleepers. With the exception of Sandalwood, these forests are open to the public on the license system. The Pen-

nagara forests are situated on the hilly tracts near Pennagara about 50 miles north west of Salem; they contain a large quantity of Acha wood (*Hardwickia binata*) and other valuable timbers.

In the *Muddamallay* forest, 63,500 cubic feet of wood were sold to merchants in the forest, and 4,400 cubic feet to the Barracks at Wellington, and 960 cubic feet to the public; 32,312 cubic feet have been felled, and there is at present about 120,000 cubic feet in depôt. Though most of the ripe teak has been felled, there is an immense quantity of fine young trees coming on, which in future years will be required for the supply of the Neilgherries. If a renewal of the lease had not been obtained by the Forest department, the forests would have been rented out for Coffee and other cultivation, the young teak all destroyed, and the right of way through the forests, and the use of the roads and buildings, which have cost a considerable sum, would have been lost to the Forest department. The *Segur* Sandalwood forests were systematically worked; 6,949½ maunds of Sandalwood were sold during the year, and about 600 maunds of Sandalwood were now in depôt. A small Sandalwood plantation was commenced. In the *Annamallay* forest, felling was energetically carried on during the working season—2,629 teak planks and heads were cut, and 158 logs were cut and squared for the Trincomallee coal sheds, and 50 logs of Vengay were cut. The Bombay dockyard has annually taken all the teak planks cut in this forest. Owing to the breaking up of the Indian Navy, they declined taking any timber this year; tenders were advertised for the purchase of upwards of 500 planks floated to Ponany. The offers however were not advantageous. It was proposed that this forest should supply teak for the English Navy, and the subject was referred to the English Admiralty. There is no doubt, but that Burmah teak can be purchased much cheaper, but it is far inferior. Malabar teak has been lately quoted in the Bombay market at 1 Rupee more per cubic foot than Burmah teak. It certainly seems a pity that the *Annamallay* teak, which is undoubtedly the finest in the world, should not be secured for the Royal Navy.

The forests of the *Bolamputty* valley and the slopes of the Coimbatore hills were handed over to the Forest department. The Railway Company took a further lease for three years of the *Chenai Nair* Forest, which is situated close to the line between Coimbatore and Palghat. All Teak and Blackwood trees were carefully conserved, as very few trees

of either are at present of a size fit to be felled. The forest is systematically worked by an Overseer under the Railway Engineer of the district, and is under the supervision of the Assistant Conservator of the Anamallays. The Wynaad forests are very valuable, containing an immense supply of Teak Honé (*Pterocarpus marsupium*), Matti (*Terminalia tomentosa*), Blackwood (*Dalbergia latifolia*) and other valuable timbers. The forests in this district have been carefully conserved, and only three or four slight cases of Kumri took place, and those not of Teak. The Hunsur forests comprise three tracts, the Baigoor and the Bunkamaddy forest, south of the Cuppony river, and the Bassalmaddy forest on the north or left bank of the same river. They contain a considerable supply of ripe teak, Honé, and Mattee, and also much Blackwood; an immense quantity of fine young teak trees of 3 to 5 feet in circumference now coming on will yield a large supply of teak in future years. There are 21 rivers running from the South Canara forests to the coast, and it has not been possible to put a thorough check upon smuggling. The Forest Overseer gave much attention to pruning and planting. 2,621 teak plants and 3,379 blackwood plants were planted out; 20,000 blackwood plants have been reared in the nurseries, and 43,988 pits for Blackwood and Teak have been dug. The chief Government forests in Madura are those on the Pulny hills, and on the hills lying to the south and south-east corner of the Cumbum valley; much fine forest round the latter valley belongs to Zemindars who sell largely for the market. Much timber also is brought to Madura from the Tinnevely hills. The demand on the Government forests in this district therefore is not great; it was supposed that the Great Southern Railway would have indented largely on our department for timber, the introduction however of iron pot sleepers in lieu of wooden ones, made a great alteration. At Nellumbur the teak plantations commenced by Mr. Conolly 19 years ago, were in a very thriving state, the growth of the teak is superb, and in future years they will be able to supply the Madras and Bombay markets annually to a large extent, and as the plantations are all on the banks of the Beypore river, the cost of carriage will be very little; these plantations were beginning to suffer considerably from overcrowding, and it was very necessary that they should be put under the charge of an experienced forester. There are very fine Irul (*Inga xylocarpa*) forests upon the Government leased lands, and a good supply of Ventek (*Lagerstræmia microcarpa*), Vellay Nâgâ (*Conocarpus latifolius*), Kara Mardâ, Pilla Mardâ, and Puh Mardâ (*Ter-*

minalias.) The Sub-Assistant Conservator commenced to work these forests, and a fair revenue may be expected from them. 45,900 teak trees were planted out during the year.

Of the *Neilgherry Sholas* it is reported that the Australian trees planted out in the Madanah Shola, have grown very rapidly. They were planted out in 1861-62, and now average 16 feet in height. Mr. Sheffield, the Forest Overseer in charge of the Sholas, calculates that in 8 years each tree will contain $1\frac{1}{2}$ bandy loads of timber. The department has a very fine nursery in the Governor's Shola—it was formed in May last, and there are now between 3 and 4 lakhs of Australian trees in it. This Shola is about 200 acres in extent, and is about 6 miles to the west of Ootacamund; it has supplied Ootacamund with firewood for the last two years, and is now almost entirely felled; it has a north-west aspect, the soil is very fine, and it is admirably adapted for planting with Australian trees. The firewood contractor has given a guarantee to sell a bandy load of firewood equal to 750 lbs. weight for Rupees 3-8 in Ootacamund; he has also agreed to build depôts between the station and the Shola. Complaints have been made against the conservancy of the timber on these hills; if it was abandoned all the small Sholas in the neighbourhood of Ootacamund would rapidly disappear, and in the course of 3 or 4 years, when the beauty of the station was much destroyed by the disappearance of all the small wood in its vicinity, the public would be compelled to resort to the Davie Shola for firewood. The forests of Goomsur and Surada were handed over to the Forest department. They contain valuable Sal timber.

Chinchona Plantations.—The experiment is a very great success. The plants in the plantations at Ootacamund are not of anything like such fine growth as those in the plantations at Neddivattam, and of the two plantations at the latter place, in which about 11,000 plants are planted out, the plants at the lower one (elevation 4,600 to 5,000 feet) are certainly the finest, and exhibit a more rapid growth: some of these have grown on an average 6 inches every month since they were put down. The propagating houses are at Ootacamund, and the plants have all to be sent out by coolies a distance of 18 miles. If it is intended to plant in many different localities, this probably is the best plan; but if the plantations are to be confined to Neddivattam and Pycarah, and that portion of the hills, it would have been an immense saving to have had the propagating houses and establishment at Neddivattam itself. Although there can be very little doubt that the best elevation

for rapid growth is about 5,000 feet, it is still a matter of doubt what elevations will yield the greatest quantity of Alkali.

Tea Plantations.—There can be no doubt that before long, Tea will be largely planted on the Neilgherries. Very excellent Tea has been made on Mr. Mann's plantation without skilled manipulation. This plantation is near Coonoor; 5 acres have been planted out with about 6,000 trees. It has been very much neglected, but the crop last year was 2,000 lbs.; the tea is very fine flavored, and found a ready sale at Rupces 1-4 the pound. Some people pronounce it too fragrant, but a good many people at Ootacamund drink nothing else. Mr. Rae took some of this Tea to Bombay, and was offered 2 Rs. per lb. by merchants, for as much as he could supply. Mr. Rae's plantation near Sholar is on a much larger scale, and the plants are most promising. The manipulators lately supplied by Government from Dehra Doon have been preparing the leaf both on Mr. Rae's and Mr. Mann's plantation; the Tea however requires to be kept some time, and is too fresh at present to pass any opinion on. Mr. Rae intends forwarding a sample to Government as soon as it is ready. In Mr. Rae's plantation, the plants have grown finest on rich grass land; they are much poorer in the Sholar Forest land. Some of the trees however in the latter having been left standing (though girdled,) it may be attributable to this, but the plants have also been much attacked by insects. Mr. Rae states that every pound of Tea requires 2 lbs. of firewood and 1 lb. of charcoal; if this is the case, Tea planters will have to give considerable attention to firewood plantations.

Sleepers.—The Railway Company are getting out an apparatus patented by Dr. Boucherie for preserving woods; this they intend trying on the different jungle timbers in the Chenat Nair Forest. The iron pot sleeper seems now to have almost entirely superseded the wooden one. If wooden sleepers are however again required, the Railway Company must look chiefly to the Sal forests of Goomsur and the Pennagara Achawood forests near Salem. The great demand for sleepers several years ago most seriously injured the Salem and Cuddapah forests; thousands of trees were cut only to be rejected, and those accepted were in most cases timbers not adapted for the purpose and only lasted a few months.

Conservancy.—Ryots are allowed to cut the unreserved timber free of taxation for agricultural purposes. This privilege is very much abused throughout the presidency; it is a very difficult matter to check the abuse of it, or to find out whether timber

is really being cut for *bond fide* agricultural purposes, or for sale. A new code of Conservancy Rules, was drawn up by the Officiating Conservator, to be put in force in every district of the Presidency where the department has an establishment. Similar codes have been published and put in force separately in most of the districts. The printed voucher and license system has acted admirably; it is a great check against smuggling, and has caused a considerable rise in the monthly receipts for seignorage. Great damage has been done to the forests by the clandestine felling of teak saplings; they are eagerly sought after by the natives for house building purposes, and are generally cut and carried off at night. There has in former years been a considerable amount of good sized teak in the hill forests of the Madura, Salem, and Kurnool districts; this is proved by the stumps, there however is little or none to be found now owing to the practice of felling the saplings having been carried on for many years. The destructive practice of burning forests for temporary cultivation and then abandoning the ground to the growth of rank vegetation and weeds, known in different districts by the name of Kumri, Takkal, and Pannikad, has been now nearly put a stop to throughout the Presidency.

ADMINISTRATION OF BENGAL.

1862-63.

JUSTICE.—*Civil*.—In 1861 Act XIV. of 1859 had caused extraordinary pressure on the Civil Courts; a similar effect was produced in 1862 by Act VII. of 1862 (B. C.) which threw a large number of intricate suits on the Civil Courts and necessitated the employment of additional judicial agency. The number of suits pending before the Civil Courts at the close of 1861 was 1,05,735, and at the end of 1862, 42,568; these were divided into "Small Cause Court Class," comprising claims for money, rent, property, damages, and "other classes," relating principally to disputes regarding land. The suits instituted in 1861 and 1862 amounted to 2,32,251 and 1,22,317 respectively. In 1861 the number of suits decided by Courts of different grades were "cases decided on merits," 1,83,126, in 1862 the same class of cases, 1,72,372. In 1861 the total number of cases disposed of was 2,26,506, in 1862, 2,08,702. A gradual reduction of the older cases has taken place in the Civil Courts during the last three

years. The value of the suits decided in 1862 in all the Subordinate Courts was, in Original Suits, Rs. 6,84,40,955, and in Appeals Rs. 80,09,431, making a total of Rs. 7,64,50,386. The value of suits pending at the end of the year was, in Original Suits, Rs. 3,11,26,772, and in Appeals Rs. 61,88,003, which gives a total of Rs. 3,73,14,775. The amount of Stamp fees realized on the institution of these suits in the Subordinate Courts was 15,68,267-1. The cost of Subordinate Courts exclusive of Zillah Judges was Rs. 5,66,261-7 leaving a surplus to Government of Rs. 10,02,005-10. In the High Court itself there were for trial 1,549 Regular and 6,594 Special Appeals; of which 1,122 of the former, and 4,249 of the latter were pending at the close of the year. In the Extra Regulation Provinces the number of suits during the year was 12,124 to 13,906 of the preceding year; the actual number under trial was 15,067. The results of litigation in which Government was concerned are as follows. The total number of cases pending on the 1st of May 1862 was 884, of which 546 were Original cases and 338 were Appeals. During the year under review 433 cases were instituted in the Courts of first instance, and 249 in the Appellate Courts, making a total of 682 cases, which, with the cases previously pending, made an aggregate of 979 Original Suits and 587 Appeals, or altogether a total of 1,566 cases; 566 original cases were decided in favour of Government, and 146 against it. On Appeal 263 cases were decided in favour of Government and 54 against it. To raise the character and standard of the Native Judicial Service, the Lieutenant Governor proposed a scheme, the object of which briefly was, to amalgamate the whole Native Judicial Service and re-divide it into three classes, with distinct powers and salaries graduated in each class and from class to class, from Rs. 200 up to Rs. 1,500 monthly, abolishing the Native designations and substituting the more intelligible nomenclature of Subordinate Judges of the 1st, 2nd, and 3rd class. The cost will amount to Rs. 11,28,000 against 7,18,200. The proposal is now pending the considerations of the Government of India.

In the Calcutta Small Cause Court the number of suits instituted was 33,581, involving property to the amount of Rs. 10,54,228. In the previous year the results were suits 33,224, property litigated Rs. 11,19,418, the receipts of the Court from fees, &c., amounted to Rs. 1,54,599, while the expenses were Rs. 1,08,060, leaving a balance of Rs. 46,539. Small Cause Courts were established at different places in the districts of Nuddea and Jessore, and in the cities of Moorshedabad, Patna,

and Dacca, and in July 1862 twelve additional Small Cause Courts were opened at Cuttack, Monghyr, Beaulah, Midnapore, Nattore, Bhargulpore, Chittagong, Pubna, Commercolly, Serajgunge, Furreedpore and Hooghly. The number of suits instituted during the year amounted to 18,264 which with 7,709 pending at close of year made a total of 25,973. Of these 24,505 were disposed of, leaving 1,468 pending. The total cost amounted to Rs. 2,81,928-9-7. The amount realized from Stamp fees was 1,20,208-4 so the additional expense was Rs. 1,60,720-5-7, minus a saving of Rs. 28,776 effected by the abolition of certain Subordinate Judicial offices. None of the Courts were self-supporting except the Suburban Court.

Criminal.—The number of persons tried for criminal offences during the year in the Regulation districts was 1,21,780, and of these 72,732 were either punished by Magisterial Officers or committed to the Sessions, while 49,048 were acquitted or discharged. An analysis of the crimes for which the offenders were tried exhibits the following results :—

		<i>Number of Persons tried.</i>
1.	Murder and culpable homicide	... 1,826
2.	Thuggee	... 1
3.	Dacoity	... 2,497
4.	Robbery	... 673
5.	Theft	... 15,058
6.	Offences against the State	... 20
7.	Abetment of murder	... 12
8.	Forgery, &c.	... 490
9.	Rape and unnatural offences	... 438
10.	Offences relating to Coin and Stamps	... 98
11.	Receiving stolen property	... 1,195
12.	Kidnapping and forcible abduction	... 378
13.	Offences against public tranquillity	... 4,602
14.	Other miscellaneous offences, mostly of a trivial character	... 94,492
Total		... 1,21,780

36 were sentenced to death, 128 to transportation, 197 to imprisonment for life, 1,303 to between 3 and 16 years, 4,318 to between 6 months and 3 years, 12,995 to not above six months, and 53,755 flogged, fined, or discharged on security. Materials for forming a judgment on the working of the Jury system which had been introduced into certain districts, were being collected at the close of the year.

In the Extra Regulation Provinces 9,918 persons were brought to trial during the year, 6,272 were convicted and punished, and 3,646 acquitted or discharged.

Police.—The operations in the Patna, Bhaugulpore, Chota Nagpore and Burdwan police circles were conducted by Mr. Carnac, Inspector General, while those in Assam were conducted by Major Raban. Districts were divided into Divisions, consisting of one or more Thannahs, sub-divisions corresponding to the old Thannah, outposts corresponding with the old Pharee, and Beats, portions of a town or highway for the daily walk of a constable. The actual annual cost of the arrangements for the three entire circles, and the three Districts of the fourth, is estimated at Rs. 18,88,704. Enlistment for the force was very satisfactory in all the districts of the Patna circles with the exception of Behar and Sarun. It did not succeed in the Burdwan and Bhaugulpore circles, the Bengalees having evinced a dislike for anything like military organization. 35 per cent. of the old police joined the new; but the discipline being strict, at the end of the year only 10 per cent. remained. The distinctive feature of the new force is that its management in detail in each district is vested in District Superintendent and not as heretofore in the Magistrate. There are three grades of District Superintendents, three grades of Assistant District Superintendents, four grades of Inspectors, four grades of Sub-Inspectors, four grades of head Constables, two grades of Constables and Probationers. Schools have been established in each district for the proper training of Police officers and men.

In the Assam circle, operations were first commenced in the Cossyah Hills. No difficulty was experienced in obtaining recruits, and several Cossyah gentlemen of good family have been admitted into the higher grades. In all the districts of Assam proper the organization of the new force was steadily proceeded with. From the Bhaugulpore and Patna circles, where statistics have been obtained in respect to the comparative efficiency of the new force as preventive and repressive of crime, the diminution of offences against the person shown indicates that the new force bears comparison with the old, while the increased percentage of stolen property recovered shows that, as a detective force, it is more efficient. On the whole the result is far from discouraging. The Military Police was almost entirely disbanded, out of ten Battalions the 1st alone (Rattray's Seikhs) being kept up for the present; the seven local levies, with the exception of the Bhaugulpore Hill Rangers, were also disbanded.

Although since 1860 Dacoity has increased in Bengal, the

department was not inactive; four formidable gangs of River Dacoits were broken up, 95 persons transported for life and 36 sentenced to term imprisonment. The constitution of the Dacoity Commission being somewhat anomalous involving judicial and police functions, it is contemplated to abolish it and utilize its officers by transferring them to the Police as a nucleus of a detective Force. The Dacoity Commission in Behar was abolished. The number of persons who passed through the hands of the Calcutta and Suburban Police was 25,591, of whom 16,953 were convicted. Property was stolen to the amount of Rs. 1,73,094 and recovered to the value of Rs. 60,599. Honorary Magistrates sat regularly throughout the year, and a Civil Police was established in Fort William.

Jails.—In thirteen jails and four lock-ups the number of prisoners was 74,338, of whom 58,135 were admitted during the year. There remained at the end of the year 29,849. The daily average number of prisoners sentenced to labour was 15,472, of these, there were :—

Employed on ordinary manufactures	...	9,264
" in the Alipore Jail Press	...	246
Hired by the Department of Public Works	...	65
" by other Departments	...	396
Employed as Jail servants	...	1,425
" as Jail Guards	...	299
" on miscellaneous works	...	907
Sick in Hospital, excused labor on Sundays and Holidays, and inefficient from age	...	2,870

The net profit of the year was Rs. 2,16,819 against 1,98,574 of the previous year, shewing an increase of Rs. 18,244. The net profit of Alipore Jail Press was Rs. 1,30,766. The total cost of the prisoners amounted to Rs. 6,16,817 being an average of Rs. 34-11-7 per head. Darjeeling was the most expensive, Tipperah the most economical prison. The net cost of the prisoners was Rs. 2,52,154. The deaths among the prisoners were 1,306 to 1,456 during the preceding year. Of the 58,145 prisoners admitted during the year, 688 were fairly educated for their position in life, 3,665 could barely read and write, while the entirely ignorant amounted to 53,782. Of 252 prisoners who escaped eighty-one were re-captured at a cost of Rs. 1,315.

LEGISLATION.—The Council of the Lieutenant Governor of Bengal met at intervals from 8th November 1862 till 16th May 1863. The following Acts were passed. Act IX. of 1862.—An Act to amend the Law relating to the appointment of Register of Deeds, and to provide for the establishment of Deputy Registers' Offices. Act I. of 1863.—An Act for the

levy of Port-dues and fees in the Port of Canning on the River Mutlah. Act II. of 1863.—An Act to abate and prevent nuisances arising from the smoke of furnaces in the Town and Suburbs of Calcutta. Act III. of 1863.—An Act to regulate the transport of Native laborers to the Districts of Assam, Cachar, and Sylhet.—Act IV. of 1863.—An Act to amend Act XXII. of 1860 (to remove certain tracts on the Eastern border of the Chittagong District from the jurisdiction of the tribunals established under the general Regulations and Acts.)—Act V. of 1863.—An Act to amend the law relating to the employment and remuneration of Peons for the service and execution of the process of the Civil and Revenue Courts. Act VI. of 1863.—An Act to vest the property of the Town of Calcutta and the management of its Municipal affairs in a Corporation, and to make better provision for the conservancy and improvement of the Town, and for the levying of rates and taxes therein. By this Act the old Municipality was abolished, and a corporation consisting of all the Justices of the Peace for Bengal, Behar, and Orissa, resident in Calcutta, the Justices of the Town, with a paid Chairman to be appointed by Government, substituted. The taxes are increased in amount and license tax on trades and professions added. The Act directs the registration of births and deaths and the taking of a census.

A Committee appointed to consider all proposals to alter or add to the Rules of the Council made a report on the 8th January, and the suggestions of the Committee were adopted; but Rule XVII. of the revised Rules, by which any person whose private interests might be affected by any pending Bill might be heard on the Bill by himself or counsel, assented to by the Lieutenant Governor, was disallowed by the Governor General.

REVENUE.—*Customs.*—The net Revenue amounted to Rs. 2,99,73,793 against Rs. 2,69,80,728 of the previous year shewing an increase of Rs. 29,93,065, of which Rs. 29,79,285 was from the port of Calcutta alone. The gross collections of the port of Calcutta amounted to Rupees 3,08,90,518, and the gross charges to Rupees 9,38,856, leaving a net Revenue of Rupees 2,99,51,662, to Rupees 2,69,72,377 in the preceding year. The clearances of imported salt amounted to 62,07,788 maunds which paid a duty of Rs. 2,02,66,601. Excluding salt, there has been a falling off of receipts from imports in the port of Calcutta compared with the previous year, to the extent of Rs. 27,79,448, which is to be attributed to the very depressed state of the Cotton goods' trade. There was a falling off of duty on piece goods to the amount of Rs. 22,69,769, on Twist of Rs. 1,55,990, on metals of Rs. 16,914, and on Malt Liquors of Rs. 1,14,132, wines and spirits shewing an increase. Under the head of ex-

ports there was an increase in the port of Calcutta of Rs. 445,650 compared with 1861-62, principally due to indigo and saltpetre, which latter article yielded an increased duty of Rs. 1,04,240; all the declared shipments of saltpetre to America were for the Federal ports. Cotton to the value of Rs. 1,54,54,941 was exported, shewing a remarkable increase on the preceding year when the value was only Rs. 11,31,249. The number of ships which cleared inwardly at Calcutta was 1,020, of which 575 were English, 95 American, and 98 French; the total tonnage represented by them amounted to 604,139 tons. The total number which cleared out was also 1020, of which 612 were English, 95 American, and 99 French. The total tonnage outwards was 6,30,205 tons. The number of Native Craft which entered the Port was 99; and the number which left it was 89. The imports of Bullion amounted to Rs. 4,90,95,412, and the exports to Rs. 1,23,06,603. Official daily lists of imports and exports have been published by the Customs authorities since January last.

Land.—The result of the aggregate collection shews a steady increase for the year, compared with the results of the preceding year, and of three previous quinquennial years.

YEARS.	Total, including arrear Demand.	Collections.	Remissions.	Net Balances.
	Rs.	Rs.	Rs.	Rs.
1847-48	... 3,87,18,571	3,51,07,268	3,32,991	32,78,312
1852-53	... 4,05,43,577	3,61,62,554	5,00,260	38,80,763
1857-58	... 3,99,89,762	3,64,88,018	2,77,162	32,24,532
1861-62	... 4,02,78,827	3,68,11,127	1,73,294	32,94,406
1862-63	... 4,06,70,111	3,71,99,538	1,49,493	33,21,080

The greatest number of redemptions of estates paying a Sudder Jumma not exceeding one Rupee, was in Chittagong, where the total number redeemed since the measure was sanctioned, is 11,355, the price paid amounting to Rupees 44,092. About 14,000 Mehals still remain to be redeemed in this District. Rent suits under Act X. of 1859 amounted to 1,31,220 which, with 11,222 brought forward from the previous year, aggregated 1,42,442. Nearly one-fourth of the entire number of suits belonged to Nuddca and Jessoro. This being the first year of the

operation of Act VI. of 1862 (B. C.) the results in detail of Divisions are as follows :—

DIVISIONS.	Number of Cases in which penalty was imposed under Section II.		Number of Cases in which penalty was imposed under Section III.		Number.	Amount.	Disposed of in favor of Plaintiffs.	Disposed of in favor of Defendants.	Pending.	Applications for measurement under Section X.
						
Bhaugulpore	269	24	1649	27,326	17	3	5	8		
Burdwan	1524	95	4252	67,899	134	55	30	3		
Chittagong	3176	204	1167	22,782	1	1	4	10		
Cuttack	134	3	143	2,019	1		
Dacca	807	29	2869	45,612	Not stated.	32	3	12		
Nuddea	3927	184	8165	1,70,791	64	1	4	1		
Patna	511	24	1615	96,707	11	1	...	7		
Rajshahye	4688	16	3166	29,569	56	1		
Chota Nagpore	263	40,633	...	1	4	...		

Government Mehals to the number of 5,007 with a Sudder Jumma of Rs. 8,31,401 were sold for Rs. 71,92,166; but the sale of one Mehāl in Bäckergunge being cancelled as informal, will reduce this amount by Rs. 3,81,000. The Despatch of the Secretary of State modified Lord Canning's Resolution of 17th October 1861 and necessitated a corresponding modification of the Rules for the grant of Waste Lands. The New Rules were published in August 1862, and having no retrospective tendency, it was laid down that all applications for land, which had been made under the Resolution of 17th October 1861, should be dealt with in the terms of the said Resolution. In Darjeeling 31,915 acres were sold at an average price of Rs. 17 per acre. In Kamroop 10,566 acres were sold. Timber forests have been reserved in consequence of the difficulty of procuring good timber, and the deficient supply of firewood in places where coal is not available. The results of the resumption and settlement of fisheries were, the settling of 61 blocks during the year for Rs. 7,919. Of twelve suits instituted under Regulation II. of 1819, four were decided in favor of Government, four in favor of individuals, and four struck off. As applications for waste lands promised to be most numerous in Assam, Cachar, Sylhet and Darjeeling, a survey was appointed of waste lands in these Districts as a necessary preliminary.

Salt.—There has been an increase in the clearance of salt to the extent of 19,67,61½ as compared with the previous year. The net revenue derived from this source was Rs. 2,49,64,181 being an increase of Rs. 91,06,798 over 1861-62. The stock of imported salt in bond and in the river on the 30th April 1863 was 34,90,81½ maunds. Owing to the cheapness of English imported salt, the manufacture of Government salt shewed a tendency to become more expensive; this tended to shew that Government might ultimately dissolve its connection with the salt manufacture and abandon the so-called monopoly. With this object it was determined that the Chittagong Salt Agency should be closed; the Hidgellee and Tumlook Agencies were united under one officer; the manufacture of Kurkutch or solar evaporated salt was stopped; and of boiled salt the manufacture was limited to 9,00,000 maunds. The Government has thus definitely abandoned a system which, from its first establishment by Lord Clive, in the shape of a pure monopoly, has lasted with various modifications almost a century, and the ultimate displacement of the Government manufacture by imported salt has been fully attained. The imported salt owing to low freights, after paying Rs. 3-4 per maund fixed duty, is sold at a

lower price than the production of Government, this price has fluctuated from Rs. 60 to 68 per 100 maunds—the price of Government salt was Rs. 98 per 100 maunds. In 1841-42 the sales of Government salt were 47,86,303 maunds, from which they had fallen to 19,13,978 maunds in 1862-63; while the sales of sea imported salt had, within the same period, risen from 6,12,691 maunds to 62,60,789 maunds. The Salt Preventive Department, which is now useless, will be amalgamated with the new police.

Opium.—The net revenue amounted to Rs. 3,01,43,559. The net revenue derived from the sale of Abkaree opium was Rs. 11,23,362. The Budget estimated receipts from the sale of opium were exceeded by Rs. 49,23,435. The Abkaree and Miscellaneous receipts estimate was also exceeded to the extent of Rs. 12,90,376, the entire increase being Rs. 62,13,811. The increase in the cultivation of opium noticed in last report and, caused by the price paid to the cultivator being raised from Rs. 4 to Rs. 5, has not ceased since 37,000 in the Behar and 58,000 beegahs in the Benares Agency were brought for the first time under opium cultivation. A Sub-deputy Opium Agency has been established in Rohilcund, owing to the success of the poppy cultivation in Budaon and Shahjehanpore, and an enquiry into the administration of the opium department at Shahabad shewed that, contrary to the letters of a correspondent in a public journal, the cultivation is not forced, but very much sought after by the people.

Excise.—The net revenue was Rs. 50,47,273 of which 39,55,204 were from spirits and drugs other than opium. In 10 years there has been an increase of Revenue under this head of Rs. 25,45,669 of which nearly 10 lakhs were derived from the proceeds of Abkaree opium. The sale of Kancee opium in Assam has been made penal, and as the price of opium supplied by the manufacturing agency to the Abkaree Department was raised from Rs. 5-8 to Rs. 7-4 a seer, a corresponding increase in price was made to vendors from the commencement of 1862-63. The Sudder distillery or fixed duty system has made further progress, and owing to the equalization of the duty on rum and country spirits the consumption of rum has increased. Although the duty on ganjah has been doubled, yet this source exhibits an increase of Revenue to the extent of Rs. 2,67,450, but a decrease in the consumption of the drug by about 6,934 maunds. A further rise in the duty was in contemplation.

Stamps.—The receipts for the year amounted to Rupees 53,91,338-2-6 being a decrease compared with the previous year of Rs. 10,98,958-7-6, this decrease being ascribed to the extra-

ordinary demand for stamps in the months of May and December 1861, created by the operation of Act XIV. 1859 for the limitation of suits. The collections for the other Provinces of Fort William were as follows :—

North-Western Provinces	...	20,42,926	5	10
Punjab	9,49,692	7	0
Oude	3,30,110	8	6
Central Provinces	3,45,168	11	6
Hyderabad Assigned Districts	68,248	7	6
Nepal Residency	42	8	0
British Burmah	2,45,984	10	0
Straits' Settlement	31,836	9	0
			<hr/>	
	Rupees	40,14,010	3	4

The gross collection from the sale of Postage Stamps amounted to Rs. 10,30,325-8-11 being a net increase over the preceding year of Rs 34,663-4-11. The value of Postage Stamps supplied to the Presidencies of Madras and Bombay amounted to Rupees 3,06,580, and Rupees 8,18,206-10-8 respectively.

FINANCE.—The following statement gives the Revenue and Expenditure of the Lower Provinces in the year 1862-63. The total Revenue amounted to Rs. 15,37,74,300, or £15,377,430, and the total disbursements Rs. 5,07,42,800, or £5,074,280, leaving a surplus of Rs. 10,30,31,500, or £10,303,150. The surplus exceeding that of the previous year by Rs. 1,29,03,384 was derived principally from Tea Customs and Opium. The Lieutenant Governor recommended that the New Paper Currency now two years introduced into Bengal, should be extended to all the districts without exception. The Money Order system similar to the Post Office Order system in Great Britain, but in this country carried out through the Agency of the District Treasuries, has been introduced since the 1st November 1862.

Income Tax.—No fresh assessments were made except in cases falling under Sec. 7 of Act XVI. of 1862. Sec. 14 of this Act cancelling assessments on incomes of Rs. 500 per annum caused a loss of Rs. 1,69,965-4-7 from the gross yield; compensated partially by fresh assessments made for 1862-63. The total charge for collecting the tax amounted to about 4½ per cent. on the produce which was Rs. 14,18,824-10-14. The province of Bengal exclusive of Calcutta yielded Rs. 29,51,504. The actual demand for the Income Tax year commencing on the 1st August 1862 was Rs. 33,39,742, of which Rs. 16,64,962 had been collected, and Rs. 16,74,780 remained to be collected at the close of the Financial year. The Assessors and their establishments were all abolished before the close of the year,

the duty of collecting the Tax having been entrusted to the Excise Officers.

EDUCATION.—The number of colleges and schools under Government inspection is 1,222, with 71,699 students. Last annual education report shewed the number of schools to be 966 attended by 57,200 scholars, an increase of 257 schools and 14,499 scholars :—

Schools and Colleges under Inspection.	Number of Schools.		Number of Pupils.	
Government Institutions	
Colleges (General and Professional) ...	10		1,497	
English and Anglo-Vernacular Schools ...	52		8,250	
Vernacular Schools ...	169		10,736	
Normal Schools ...	7		586	
		238		21,069
Aided and other Schools under Inspection	
English and Anglo-Vernacular Schools (including School of Industrial Art) ...	227		18,682	
Vernacular Schools ...	503		21,382	
Girls' Schools ...	42		1,486	
		772		41,550
Indigenous Schools under improvement in Central, South-East, and South-West Divisions ...	212	212	9,080	9,080
		1,222		71,699

These figures give one school to a population of 32,733, and one scholar to a population of 558; each school containing on an average 58·6 scholars. The expenditure was Rs. 9,90,000 or 0·643 per cent. on the public income; each scholar cost the state Rs. 13-12-11. At the University Entrance Examination in December 1862 1,114 candidates were enrolled, all from the lower provinces of Bengal with the exception of 71 from the N. W. Provinces the Punjab and Ceylon. Of these 1,043 candidates

from Bengal; 445 were successful; 220 came from Government schools, 82 from aided schools, 127 from independent schools, 6 were private students and 10 were schoolmasters. 160 senior scholarships were distributed, 89 to Government institutions. For the first examination in Arts, there were 210 candidates from Bengal, of whom 93 passed, 12 in the first, and 8 in the second division. For the B. A. Examination there were 35 candidates, of whom twenty-five were successful. The degree of M. A. conferred this year for the first time, was given to 6 out of 7 candidates. Nine candidates obtained the degree of Licentiate in Law and nine that of Bachelor of Law. For the degree of L. M. and S. there were 35 candidates, of whom 19 presented themselves for the final examination, and 14 passed. The degree of M. D. was conferred on 2 candidates. No candidates presented themselves for the degree of Licentiate in Civil Engineering, as none possessed the certificate of having passed the prescribed test in Arts. In the Government colleges for general education, there were 579 under graduate students at the end of the year. The English school at Patna has been reorganized, and placed on the footing of a Mofussil college. In the last report the number of schools receiving grants-in-aid was 319 to the amount of Rs. 8,641 per mensem; this year the number rose to 436, and the grant to Rs. 11,484 per mensem. Sixteen of these schools are for native females. Normal schools were established at Burdwan, Kishnagur and Jessore, to train masters for elementary village schools; the general object being the improvement of the indigenous schools by the offer of money rewards to the gooroo. A Normal school for training a small number of native women as schoolmistresses was established at Dacca.

PUBLIC WORKS.—The grand total of funds for Public Works amounted to 95½ lakhs of rupees. The system of large Divisional Contracts was found to work only in Calcutta, and orders that petty contracts should be adopted in all but special cases, were issued. The East India Irrigation and Canal Company entered into a contract with Government to construct works for irrigation and navigation in Orissa and the neighbouring districts, and a high level line of navigation from the Hooghly to Midnapore and from the Roonarain river to Balasore, has had preliminary approval. With the Light Railway Company a contract was made to lay down a light railway on Jeagunge and Nulhatty Road 27½ miles, to open on 1st January 1864. The Iron Bridge yard was abolished, and the photographic establishment employed in connection with the Chief Engineering office dispensed with.

At Raneeunge and Dehree the cantonments have been abolished, and a new cantonment formed at Dacca. The semi-permanent buildings at Dum-Dum were removed, the married men's barrack rebuilt, and the cantonment itself enlarged. Fort William was lighted with gas, and the sanitarium at Parisnath will be ready after the rains.

The encroachment of the Ganges at Rampore Beaulah made a new site for new Public offices necessary; and new chest-sheds are in progress of erection at the Patna opium factory. The foundation of the new General Post Office will be laid after the rains of 1863; the new Copper mint is nearly completed, and a design for the Presidency College is under consideration. Land for the new High Court was purchased, and Judicial Court houses and jails were commenced or completed in different parts of the country. At Scaldah a large market place and tank were in progress. The Hidgelee Sea Dyke was advanced, and the removal of the embankments on the right bank of the Damooda, a judicious measure, was carried out. Measures will be taken for an exploration of the upper reaches of the Damooda and its tributaries, with a view, if possible, to the storage of the flood waters to be made available for dry weather irrigation and navigation. A system of embankments for the protection of the town and station of Purneah has been carried out. Progress was made in the construction of Roads during the year; the principal were the Ganges and Darjeeling Road, estimated length 126 miles—the Cuttack Trunk Road 123 miles—the Midnapore and Raneeunge Road 90 miles, and the Assam Trunk Road 355 miles—owing to the want of labour little has been done on this road, and an attempt to import coolies into the province for carrying on Public Works, has not been satisfactory. The Soane Causeway, 11,450 running feet in length and 16 feet wide has been completed, and an experiment for removing shoals in the Hooghly river by a steamer fitted with a revolving harrow, is being carried out. Of the "Amalgamated District Roads Fund" amounting to Rs. 15,05,038, thirteen lakhs are estimated to have been spent during the year, and 22 lakhs of the "Income-tax Fund" were finally distributed for various Public Works.

In addition to 7½ lakhs of Rupees already spent on the Calcutta drainage authority was given to raise 17 lakhs by loan; a sum of six lakhs was set apart for water supply, and the Strand Bank will be committed to a Trust, on the passing of a bill for the purpose.

The total outlay on Public Works from all sources during the year has been—

From Imperial Funds ...	Rs. 56,44,054
From Local Funds by Public Works Offices ...	„ 14,24,055
From Local Funds by Civil Officers ...	„ 18,00,000
Grants made from the Income Tax Funds to Municipal bodies ...	„ 7,00,800
Total	Rs. 90,68,909

Railways. East India.—At the close of the year the total length open was 604½ miles. The gross sum earned was Rs. 46,13,447, the charges amounted to Rs. 24,42,217, leaving a profit of Rs. 21,71,230. Forty-four persons were killed and sixteen injured; of this number only two were passengers. A limit was fixed to construction expenditure, which was reduced to a minimum; the River Transport Department was abolished, and the operations at the Kur-hur-balie Colliery put a stop to. The contract system for the maintenance of way and works was introduced as an economical measure, and an improved system of audit was under the consideration of Her Majesty's Secretary of State. Mr. G. N. Taylor was appointed Special Commissioner for the intended reorganization of establishments.

Eastern Bengal.—On the 15th November the line was opened to Koosteah—the fares are one anna per mile first class, ½ anna 2nd class, and ¼ anna third class. The rates are—

½ pie per maund per mile	... First Class.
½ ditto ditto	... Second „
¼ ditto ditto	... Third „
1 ditto ditto	... Fourth „
2 ditto ditto	... Fifth „

Coal, salt, and tea, are conveyed at a special rate of 2 annas per maund for the entire distance. Eight Experimental Stations have been added to the number previously allowed, and a steam communication was opened between Serajgunge and Koosteah.

Calcutta and South Eastern.—The line was open throughout the year for passengers only as far as the Chappahattee station, fifteen miles from Calcutta; the result was a loss of Rs. 7,888. The opening to Canning Town was delayed by an accident to the Piale bridge, but was effected on the 15th May. A proposition for a Southern extension of this line with unguaranteed capital is under consideration.

MARINE.—The number of pilots in active service at the close of this year was 132. On the Free-list was 57, Licensed pilots 21, and Licensed Leadsman 18. The abolition of gratuities by the substitution of 60 per cent. of the pilotage has had a bene-

ficial effect. Fourteen vessels grounded, and there were thirteen collisions. Ten pilots were tried during this year, one dismissed. The state of the river this year was very unsatisfactory, and it was feared that at one time a total stoppage of the navigation would ensue. Mr. Leonard's roller has been partially successful in removing the obstacles. The pilot brigs in commission were four, the light vessels also four, and the light houses at Saugor, Cowcolly and False Point were reported well maintained. The Sunderbuns' Houses of Refuge were examined. The Fixed and Swinging Moorings are 187, and the number of ships hauled in and out of Port were 1,235 and 1,231 respectively. The wreck and anchor boats were all in good condition. Through the shipping office were shipped 14,952 seamen and 15,455 discharged. The number of ships that reported to the office was 685, the income from fees was Rs. 24,462, the expenditure 19,686, leaving a surplus of Rs. 5,776. The Port dues amounted to Rs. 5,28,539 being an excess of 13,109 above the preceding year. The Mutlah has had Buoys relayed, a Port master appointed, and the *Saugor* stationed as a light vessel, but only one vessel visited the Port during the year. Major Agnew in the *Adjai* succeeded in reaching a point within twenty miles of Suddyah, the extreme eastern station of Assam; no one before had ever gone higher than a few miles above Debrooghur. Instructions have been issued for the survey of the Berhampooter above and below Suddyah and the preparation of an estimate of the cost of clearing that portion of the river.

MISCELLANEOUS.—*Emigration*.—This year there has been a great decrease in the number of emigrants—which was only 7,825, compared with 22,600 of the previous. The following table shews the results for five years :—

Years.	Departure.	Return.
1858-59	26,672	5,626
1859-60	23,312	3,226
1860-61	14,533	1,778
1861-62	22,600	1,710
1862-63	7,825	2,212

Emigration to the Mauritius suspended for some time, was resumed; and the evils connected with the emigration of labourers to the eastern districts of Bengal were remedied by Act No. III. (B. C.) of 1863, which came into operation on 1st May 1863.

Medical.—The number of patients in the Calcutta Medical College Hospital was 4,885, shewing an increase of 462, compared with the previous year; 169 women were delivered in the Midwifery Ward. There were 198 Surgical operations. The deaths in the European Wards amounted to 9.69 per cent., in the Native Wards to 28.33 per cent. In the male out-door Dispensary the applicants for relief were 25,815, and in the out-door Dispensary for women and children 10,137, both numbers being a large increase on the previous year. Estimates for the construction of two new wards one for accidents and one for cholera cases were called for. In the Eye Infirmary there were 499 in-door and 3,039 out-door patients treated during the year. Of the former 301 were perfectly cured, and 2,179 of the latter. Operations during the year were 159—98 cures, and out of 85 operations for cataract, only 14 were unsuccessful. The aggregate number of out-door patients during the year was 27,936 against 28,404 in the preceding year, and against 11,508 in 1857-58. The Native Hospital in existence for 67 years has this year afforded relief to 1,52,713 persons. The daily average of patients—House patients and Dispensary—was $475\frac{1}{3}$; of the House patients 232 died. 791 Surgical operations were performed during the year; out of 110 selected cases of which, 33 terminated fatally. At the Branch Dispensaries in Park Street—Guriahutta—and Chitpore, 232,050 persons obtained relief. In the European Lunatic Asylum 113 patients were treated, of whom 13 were cured. In the Native Lunatic Asylums 755 were treated, of whom 118 were cured. The percentage of cures, including cases in which patients were transferred to their friends, was 21.45. The measures adopted to check the progress of the epidemic fever noticed in last year's report as having occurred in the Nuddea and Burdwan Divisions, were not very successful. This year, the suggestions in Dr. Elliott's report have been carried out, and will it is believed arrest the progress of the fever.

Calcutta Municipal Affairs.—The receipts for the year amounted to Rs. 6,70,613-15.

	Rs.	As.	P.
House Rate Collections	5,80,285	3	11
Carriage and Horse Tax	66,687	4	0
Hackery Tax	8,905	8	0
	6,55,877	15	11
Other sources	14,735	15	1
	6,70,613	15	0

Other receipts made up a total of 7,84,346-14-8. The total disbursements exceeded by Rs. 1,53,958-0-6, the total income 2,04,000 were set apart for drainage, 30,000 for water supply, and 21,65,300 advanced to the drainage account during the year. The amount of Lighting Rate collected during the year was Rs. 1,32,666-10-5, and the total sum expended Rupees 1,14,131-14-9. The additional number of Gas Lamps fixed during the year was 32. The new Municipal Act was passed.

Revenue Survey.—The out-turn in the Professional Department is set down at 9,612 square miles, of which 4,377 are Mouzahwur, 5,103 Topographical and 132 Waste lands. The estimated expenditure for the entire work is Rs. 2,90,553-15-9, which gives an average of Rs. 30-3-7 per square mile. The non-professional Department demarcated 5,568 $\frac{3}{4}$ miles at an estimated expenditure of Rs. 1,91,056-11-1 $\frac{3}{4}$, which gives an average rate of Rs. 34-5 per square mile.

Stationery.—The total value of stock in hand was Rs. 6,44,711, the value of stores issued was Rs. 4,07,112. The total charges of the Department amounted to Rs. 6,50,266, a slight decrease on the preceding year. For the future, the local contract system will be set aside, and the former system of obtaining supplies from England will, by order of the Secretary of State, be returned to.

Tea Cultivation.—In Assam the progress is satisfactory, showing an increase of cultivation over the preceding year to the extent of 4,114 acres. There were 246 tea estates in the province, 76 belonging to public companies, and 170 to individuals. The aggregate area of grants is 122,770 acres, of which 20,144 appear to be under cultivation. The year's out-turn amounted to 2,150,968 lbs., which gives an increase over last year's crop of 358,979 lbs., and taking the value of the Tea at Rs. 9*l.* per lb. all round, the value of the total manufacture for the season, may be taken at little less than nineteen lakhs of Rupees. In Cachar progress continues 177 grants of land with an aggregate area of 558,078 acres had been settled or applied for in the District. 9,426 acres were cleared during the year, cultivated, and contain plants from 1 to 6 years old. The out-turn of tea is estimated at 100 per cent. beyond the produce of last year, and the total value of the tea and seed is estimated at Rs. 4,76,142. There are 150 English Planters now in Cachar and the complaints of want of labour are less urgent than formerly. The result of operations in Darjeeling in 1862 compared with those in 1861 are as follows—

YEAR.	Amount of land cleared.	Amount of land actually cultivated.	MANUFACTURED AMOUNT.		Anticipated amount of land planted in following year.	PROBABLE YIELD IN FOLLOWING YEAR.			Number of coolies employed.
			Tea.	Coffee.		Tea.	Coffee.	Tea Seeds.	
			lbs.	lbs.		lbs.	lbs.	lbs.	
1861	8,767½	5,152½	27,983	6,437	78,244	2,460	4,819
1862	12,366	9,102	40,446	3,280	10,882	128,940	62,648	7,447

Calcutta Botanic Gardens.—The planting out of the living plants, referred to in last year's report, was commenced during the rainy season of 1862, and a large number of seeds, cuttings, and layers were raised for the planting to be undertaken during the rains of 1863. 124 packets of seeds were distributed; and English and Native vegetable seeds sent to European Regiments. 32 Wardian cases were given away. 1,377 plants distributed to Calcutta Applicants—15 cases of plants, and 34 valuable packets of seeds were received during the year. The Herbarium is progressing, several valuable additions have been made, and the Library has been increased by the purchase of Dr. Thomson's Botanical Library.

Cinchona Cultivation in Darjeeling.—Commenced on the 1st June, 1862, on the 1st August, the number of plants had increased to 1,611 of all kinds and on the 12th November to 2,286. The nursery was removed from Sinchal to Leborg, and at the close of the year the number was increased.

ed to 4,620 plants. The most marked increase was in *Cinchona Officinalis*, of which 93 plants received from Ceylon and Ootacamund on the 1st May 1863, had increased to 573 on 15th June. The medicinal properties of the plants were tested and established, and the cultivation of Cinchona by private individuals was anticipated. The actual expenditure up to the 30th April last on account of the Darjeeling Nursery amounted to Rs. 11,639-2-6. To promote an improved system of Agriculture and to draw the attention of the Zemindars to the subject, an Agricultural Exhibition will be held in January 1864, in grounds adjoining the Lieutenant Governor's residence. Should it succeed, it will be repeated annually at Calcutta or elsewhere. The Office of the Deputy Commissioner of the Cossyah and Jynteah Hills has been transferred from Shillong to Cherra Poonjee, but the former has not yet been adopted as the Military Station. Deaths from wolves being common in the Patna District, a scheme was devised for their destruction by trained hunters, with whom the police authorities have been directed to cooperate.

POLITICAL.—*The Cossyah Rebellion.*—Consequent on the operations detailed in the last report, it was believed that the mass of the people were desirous of coming to terms, and a free pardon was offered to all except such as had been guilty of deliberate murder. This policy was misunderstood by the Rebels, who attacked the Guard at Jaffong and murdered two Police Officers of Rustampore. Offensive operations were resumed, and the entire force in the Hills, placed under the Command of Colonel Dunsford of the 28th Native Infantry, Major Haughton, Officiating Commissioner of Assam, assuming the civil management of the Jynteah and Cossyah country. The rebels were unable to make head against the force now brought to bear on them, and at the close of the year under review, all active opposition had ceased. No causes for the rebellion besides these noticed in last report, have as yet been traced, but Colonel Haughton is making a thorough investigation into the subject.

Our Relations with Bhootan.—Though the necessity of a Mission to the Deb and Dhurm Rajahs, as a means of direct communication with the rulers of the country, is as cogent as ever, it has been found impossible to carry out the measure during the past year. The Deb Rajah, whose intention as to the reception of the Mission had to be ascertained, was unsatisfactory and evasive in his reply, and the despatch of a Mission is still under consideration.

The Abors.—Living in the Hills to the North of the Assam

Valley, this people has from time to time committed raids on British villages, and in December 1861 advancing within 15 miles of Debrooghur, killed 12 of our subjects. Before decisive measures were taken to punish these outrages, the Meyong Abors, of their own accord submitted, on the condition that their past offences were overlooked. The Government consented to this, and an engagement was entered into with them by which the sovereignty of British Government was recognized as extending up to the foot of the Hills, and the Meyong Abors agreed for the future, to refrain from taking the law into their own hands in event of disagreement with our people, and to appeal to the Deputy Commissioner for redress. The other communities entered into similar engagements, and it is hoped that the British frontier in that direction, will for the future be less liable to disturbance.

The Angami Nagas.—Constant outrages have for ten years past have committed by these savages. Interdicting them from trading with the people of the plains, has not succeeded in making them amenable to reason or order, and encouraging them in every way to trade with our subjects was considered the better course. The interdiction has therefore been withdrawn, and when a convenient position is fixed on, in which to locate an officer to be in immediate communication with them, the Chiefs will be invited to a friendly conference.

Boad.—No disturbances have taken place since the events related in last report. The outbreak has been crushed at a cost of Rs. 2,771, and the ringleaders sentenced to various terms of imprisonment.

Munipore.—In June last an attempt was made by six Munipoorie Princes to dethrone the present Rajah, and set up one of their number. It failed, the principal ringleaders surrendered themselves, and under the orders of the Governor General in Council, have been made over to the Rajah of Munipore, to be tried according to the law and custom of the country.

Hill Tracts of Chittagong.—No outrages were committed by the Kookies, and a considerable traffic was carried on with the Bengalee traders of Kassalong, by Rutton Pooea, a chief. Precautionary measures have been taken against inroads.

The Rajah of Tipperah.—On the death of the Rajah, two claimants asserted their right, one the uterine brother, the other, the half brother of the late Rajah. The Lieutenant Governor recognised the uterine brother as *de facto* Rajah of Tipperah.

Chief of Nusteng.—Moot Sing, Rajah of Nusteng, in the

South West portion of the Cossyah Hills applied to the Government for the title of Rajah Bahadur. This was agreed to, and the title conferred on Deen Sing, his successor, Moot Sing having died previously.

Tour in 1862.—The Lieutenant Governor left Calcutta on the 29th June. From Bhaugulpore he proceeded towards Assam where the practicability of the River Kullung throughout its length, and of the Dikho from its mouth to Nazirah, for steam navigation during the rains, was established. Returning down the Berhampooter, he proceeded from Mymensing, viâ the river Luckia to Dacca, thence to Cachar, Sylhet, and Chuttack. Remaining a short time at Cherra Poonjee, in the middle of September the Lieutenant Governor returned to Bhaugulpore. In October, he travelled along the new imperial road from Caragola Ghât to the foot of the Sub-Himalayas, and thence up the old Hill Road to Darjeeling, returning after a few days by the new Cart Road and the Settlement of Hope Town, to Kursiong, and thence to the Plains. Later in the season, he visited other stations and then, after attending the Governor General at the opening of the East India Railway from Bengal to the North-Western Provinces, returned to the Presidency.

IMPERIAL LEGISLATION.

1862-63.

THE following Acts were passed during the year by the Council of the Governor General for the purpose of making Laws and Regulations.

Act XV. of 1862 (An Act to amend the Code of Criminal Procedure.) This Act gives the Government the power of varying in certain respects the Provisions of the Code of Criminal Procedure in its application to Non-Regulation Provinces.

Act XVI. of 1862 (An Act to limit in certain cases the amount of assessment to the Duties chargeable after the 31st day of July 1862 under Act XXXII. of 1860 (for imposing Duties on Profits arising from Property, Professions, Trades and Offices,) and Act XXXIX. of 1860 (to amend Act XXXII. of 1860,) and otherwise to modify the said Acts.)

Act XVII. of 1862 (An Act to repeal certain Regulations and Acts relating to Criminal Law and Procedure) This Act was rendered necessary by the passing of the Penal Code and Code of Criminal procedure. It repeals a very large number of Regulations and Acts and

parts of Regulations and Acts, virtually rescinded by the Codes, or otherwise obsolete.

Act XVIII. of 1862 (An Act to repeal Act XVI. of 1852 in those parts of British India in which the Indian Penal Code is in force, and to re enact some of the provisions thereof with amendments, and further to improve the administration of Criminal Justice in Her Majesty's Supreme Courts of Judicature.)

Act XIX. of 1862 (An Act to extend to the Province of Oude certain provisions of Acts XIV. of 1843, and XXXVI. of 1855 relating to the manufacture of contraband Salt, and to amend the last named Act.)

Act XX. of 1862 (An Act to provide for the levy of Fees and Stamp Duties in the High Court of Judicature at Fort William in Bengal, and to suspend the operation of certain Sections of Act VIII. of 1859 in the said High Court.)

Act XXI. of 1862 (An Act to provide for the dissolution of the Subordinate Medical Officers' Widows' and Orphans' Fund, and the distribution of the Funds belonging thereto.) The affairs of this Fund having fallen into confusion during the Mutiny, it became necessary to pass this Act authorizing the winding up of the Society through the medium of the High Court.

Act XXII. of 1862 (An Act relating to Emigration to the British Colonial Dependency of Seychelles.)

Act XXIII. of 1862 (An Act to amend Act XI. of 1862, to amend the duties of Customs on Goods imported and exported by Sea.) This Act makes three amendments in Schedule A. of Act XI. of 1862. Article 18 of that Schedule exempted from Customs Duties "Machinery of all kinds." This exemption is limited by this Act to machinery used for purposes of agriculture, navigation, mining or manufacture, or for Railway purposes. Secondly, the duty on methvlated spirits imported or exported by Sea is reduced to a rate of 10 per cent. *ad valorem*. Thirdly, fire-wood, when imported by Sea, is exempted from the payment of Duty.

Act XXIV. of 1862 (An Act to continue in force Act XX. of 1862 to provide for the levy of Fees and Stamp Duties in the High Court of Judicature at Fort William in Bengal, and to suspend the operation of certain Sections of Act VII. of 1859 in the said High Court.)

Act I. of 1863 (An Act to define the Jurisdiction and to regulate the Procedure of the Courts of Civil Judicature in British Burmah, and to provide for the extension of certain Acts to the said Territory.)

Act II. of 1863 (An Act to regulate the admission of appeals to Her Majesty in Council from certain Judgments and Orders in Provinces not subject to the General Regulations.) This Act places the Non-Regulation Provinces on the same footing as the Regulation Provinces in respect of appeals to the Privy Council.

Act III. of 1863 (An Act to amend the Law for regulating the Police of the several Stations of the Settlement of Prince of Wales Islands, Singapore and Malacca.)

Act IV. of 1863 (An Act to give effect to certain provisions of a Treaty between His Excellency the Earl of Elgin and Kincardine, Viceroy and Governor General of India, and His Majesty the King of Burma.) This Act was introduced in order to give full effect to the Burmah Treaty of 1862. That Treaty provided for a reduction of duty to one per cent. in the case of goods imported into Rangoon for export up the River Irrawaddy to the Burmese Frontier, for sale there, or without the British Territories. It also contemplated the abolition of the Frontier Duties levied at Thyet-Myo and Tounghoo. The desired objects could not be properly carried out without legislation.

Act V. of 1863 (An Act to amend Act XXIX. of 1861, to consolidate and amend the Articles of War for the Government of the Native Officers and Soldiers in Her Majesty's Indian Army.) The Act removes doubts which had arisen as to the powers of certain Commanding Officers, and Officers Commanding Detachments, under Article 82, and gives summary powers to Officers Commanding Detachments beyond Seas, and in emergencies. The new Article 166 puts an end to the jurisdiction of Courts Martial in Bombay, retained in Article 166, in cases which it was intended the ordinary Criminal Courts should have Criminal jurisdiction. The Act repeals parts of Regulation XXII. of 1827, and the whole of Regulation II. of 1829 of the Bombay Code.

Act VI. of 1863 (An Act to consolidate and amend the Laws relating to the administration of the Department of Sea Customs in India.) In this Act all the existing Acts, Regulations and Rules of Practice of the three Presidencies, as to the collection of Sea Customs, are codified, revised and amended. The Act contains the whole Law now existing on the subject.

Act VII. of 1863 (An Act relating to the Emigration of Native Laborers to the Danish Colony of Saint Croix.) This Act is based on negotiations between the British and Danish Governments, and authorizes Emigration from British India to the Danish Colony of Saint Croix.

Act VIII. of 1863 (An Act for the amendment of the Law relating to the confinement of Prisoners sentenced by Courts acting under the authority of Her Majesty and by certain other Courts, and of Prisoners convicted of offences in Native States.) This Act consolidates the Law relating to the confinement, within the British Territories, of persons sentenced to imprisonment or transportation for the offence of Thuggee and Dacoity, and of belonging to a gang of Thugs or Dacoits, within the Territories of any Prince or State in alliance with the British Government, extending the provisions of the Law to the offences of Suttee (burning alive) and Sumadh (burying alive). It also empowers the Governor General in Council still farther to extend its provisions to any other class of offences.

Act IX. of 1863 (An Act to amend the Code of Civil Procedure.) This Act declares that, where the Highest Civil Court of Appeal con-

siat of a single Judge, such Judge shall have all the powers vested in two or more Judges of the Sudder Court.

Act X. of 1863 (An Act to improve the administration of Justice in the District of Darjeeling.)

Act XI. of 1863 (An Act to consolidate and amend the Law relating to the employment and remuneration of Peons for the service and execution of Civil Process.)

Act XII. of 1863 (An Act to bring the Pergunnahs of Mahoba and Jeitpore, in the District of Humeerpore, under the operation of the General Regulations.)

Act XIII. of 1863 (An Act to empower Judges of the High Court and other authorities at Bombay to direct convicts to be imprisoned either in the House of Correction or the Common Jail.)

Act XIV. of 1863 (An Act to amend Act X. of 1859 to amend the Law relating to the recovery of Rent in the Presidency of Fort William in Bengal.) This Act is confined in its operation to the North-Western Provinces. It extends the jurisdiction of Collectors to—1. Suits by Lumberdars for arrears of Government Revenue payable by the Co-sharers whom they represent. 2. Suits by Co sharers for their shares of profits of an Estate after paying all expenses, or for a settlement of accounts. 3. Suits by Maafeedars or Assignees of Government Revenue for arrears due to them as such; and 4. Suits by Talookdars and superior proprietors for arrears of Revenue due to them and not claimable under Section XXIII of Act X. of 1859. This Act also gives an additional ground for claiming an abatement of rent besides those contained in Section XVIII. of Act X. of 1859, and provides that when rents have usually been paid in kind, or by the estimated value of part of the crop, the Settlement Officer may commute the rent into a fixed money payment. The provisions of the Civil Procedure Code as to arbitration are declared applicable to suits under Act X. of 1859. The collection of water-rates payable to Government in respect of Canals is regulated, and various amendments are also made in the procedure under Act X. Power is given to the Governor General in Council and to the Lieutenant-Governors of the North-West and Punjab to extend Act X. of 1859, as amended by this Act, to Territories in which Act X. is not at present in operation.

Act XV. of 1863 (An Act to amend Act I. of 1859 for the amendment of the Law relating to Merchant Seamen.)

Act XVI. of 1863 (An Act to make special provision for the levy of the Excise Duty payable on Spirits used exclusively in Arts and Manufactures or in Chemistry.) It enacts that such Spirits shall be removable from licensed distilleries on payment of an *ad valorem* duty of 10 per cent., and empowers the Board of Revenue to make Rules to provide that no Spirits are charged this lower rate till they have been rendered unfit for human consumption.

Act XVII. of 1863 (An Act to authorize the extension of the term of

Office of the Municipal Commissioners in the Settlement of Prince of Wales Island, Singapore and Malacca.)

Act XVIII. of 1863 (An Act to make provision for the speedy and efficient disposal of the business now pending in the Office of the Master of the High Court of Judicature at Fort William in Bengal, and to provide for the abolition of the Oaths now administered to Hindoos and Mahomedans in the said Court, and to amend the Code of Civil Procedure in respect of process issued out of the said Court in the exercise of its original Civil Jurisdiction.)

Act XIX. of 1863 (An Act to consolidate and amend the Law relating to the partition of Estates paying Revenue to Government in the North-Western Provinces of the Presidency of Fort William in Bengal.)

Act XX. of 1863 (An Act to enable the Government to divest itself of the management of Religious Endowments.) In the case of some religious Endowments, the Manager has hitherto been nominated by the Government, or the nomination of the Manager has been subject to confirmation by Government. In the case of other Religious Endowments, the management has been vested in private persons. This Act provides that, in the latter class of cases, the Endowments shall be wholly free from Government interference, the Managers remaining subject only to the usual control of the Civil Courts. In cases belonging to the former class, Government is once for all, in the first instance, to appoint a Committee to exercise all the powers hitherto exercised by Government, vacancies in the Committee being filled up by election. The earlier Sections of the Act deal only with Endowments to which the Regulations repealed by the Act relate, but Section XXII. is of general application, and severs Government from all future connection with Religious Trusts in any part of India.

Act XXI. of 1863 (An Act to constitute Recorders' Courts for the Towns of Akyah, Rangoon, and Moulmein, in British Borneo, and to establish Courts of Small Causes in the said Towns.)

Act XXII. of 1863 (An Act to provide for taking Land for works of public utility to be constructed by private persons or Companies and for regulating the construction and use of works on Land so taken.) This Act applies to any bridge, road, rail-road, tram-road, canal for irrigation or navigation, work for the improvement of a river or harbour, dock, quay, jetty, drainage work, or electric telegraph, any work subsidiary to such works; and any class of works or any particular work which the Governor General in Council shall declare to come under the head of works of public utility.

Act XXIII. of 1863 (An Act to provide for the adjudication of claims to Waste Land.) Under this Act claims to Waste Lands proposed to be sold or otherwise dealt with on account of Government, as well as objections to such sales are, if made within the time named in the advertisement issued for the sale, &c., of the land, to be investigated in the first instance by the Collector, who will dispose of the case by an order for the admission or rejection of the claim or objection, or for the sale of the property under such conditions as it may appear neces-

sary to impose. If the claim or objection be disallowed wholly or partially, the case may, on notice given by the claimant, be referred to the Board of Revenue who may confirm, modify or reverse the order of the Collector. If the decision of the Board be also adverse to the claimant or objector, the case may, if the latter please, be tried by a special Court to be constituted in each District by the Local Government for the sole purpose of hearing suits under this Act. If the Government is dissatisfied with any order of a Collector admitting a claim or objection, it may at any time within twelve months of the order institute a suit in the special Court to have it set aside. From the decision of such Court no appeal is given, though the Judges may refer questions of Law for the opinion of the High Court. Within three years from the date of the delivery of any land by Government to a purchaser, any claimant or objector may appear before the special Court, and on showing cause for his non-appearance before the Collector within the limited time may have his claim or objection investigated. If in any such case the claim or objection is established, the possession of the purchaser is not to be disturbed, but the Court is to award compensation under Act VI. of 1857. When a claim is not preferred within three years, a discretionary power is left with the Local Government as to admitting it or not.

Eleven Bills were pending at the adjournment of the Council on 30th April 1863. Leave had been given for the introduction of twelve Bills besides.

THE MARINE DEPARTMENT.

1862-63.

THE five sea-going steamers attached to the Bengal Presidency and under the Government of India on 30th April 1863 were the *Arracan*, *Australian*, *Proserpine*, *Sydney*, and *Feroze*. The sailing transports were the *Tubal Cain* and *Sesostris*. The Floating Sanitarium *Bentinck* was towed to her moorings off Diamond Harbour on the 21st April 1863. In the Inland Navigation Department there were the following:—

<i>Steamers.</i>		<i>Troop and Cargo Boats.</i>	
"Adjai."	"Koladync."	Barges 1, 2, 3, 4.	"Konai."
"Forth."	"Peel."	"Dallah."	"Tummel."
"Ganges."	"Spey."	"Gogra."	
"Jaboona."	"Tay."	"Goomtec."	Two new flats on
"Koel."	"Tcesta."	"Gunduck."	the stocks.
		"Isla."	
<i>Ferry-Boats.</i>			
"Rajshahyc."	"Benares."		
"Jumna."	"Patna."		
"Tek Naaf."	"Setang."		
		<i>Gun Boats.</i>	
		Nos. 1, 4, and 5.	

A description is given of the work done by each of the above. In the Kidderpore Dockyard there are the following departments :—Superintendent of Dockyard, Assistant Superintendent of Dockyard, Sea-going Steamers and sailing Ships, Inland Steam Department, Builder and Surveyor, Naval Store-keeper and the Steam Factory. Several reductions were made in establishments. The School that had been maintained for a number of years for the instruction of the Engineer Apprentices, was abolished under the orders of Government in the month of August. The area within the walls of the Dockyard is about 27 acres, with a length of river frontage of 2,052 feet, and an average depth of water of 21 feet at low water at a distance of 30 feet from low water mark, deepening to 30 feet in the channel. The premises afford ample space for the excavation of a large dock, and for the construction of a patent slip, both of which would be found most advantageous, and the want of which is at times much felt. As respects the dock, it has repeatedly been brought to the notice of Government that the present docks cannot, from their limited size, admit the ordinary troop or war steamers of the present day, and in the event of one of Her Majesty's vessels, or of one belonging to the Indian Government, coming to this port to be examined for repairs, she must be docked in private docks over the water. In the Ganges the past season was unfavorable for steam navigation, owing to the successive formation of shallows in various parts of the river ; and detention frequently occurred from the practice of towing heavily laden flats on either side the steamer, in narrow tortuous channels. An attempt to remove an extensive bar of quick sand, about 15 miles above Mirzapore, failed, and the obstruction continued until the natural rise of the river ; and another serious obstruction existed below Ghazee pore, causing several days' detention to vessels passing. A large number of Bandhals were erected for increasing the depth of channels and removing bars of quick sand ; these Bandhals proving generally most effective. Eight vessels conveyed from England to Calcutta 55 officers, 2,154 men, 227 women, and 192 children during the year and twelve vessels conveyed 73 officers, 1,010 invalids, 825 men in health, 138 women and 168 children from Calcutta to England.

THE HYDERABAD ASSIGNED DISTRICTS.

1862-63.

JUSTICE.—*Civil*.—On the 1st January 1862 the Civil Procedure Code was introduced, with the Oûdh modification. This

necessitated the admission of Pleaders, and in July, 27 out of 47 candidates, received certificates to practise. The suits filed this year were 3,100; in 1861-62, 5,583. The latter number was exceptional, and the result of the expected introduction of the Limitation Act. The suits decided on their merits were this year 3,659; in 1861-62, 2,219, and there remained at the close of the year 443 suits against 2,720 of 1861-62. The value of property in suits disposed of is this year, 14,20,828; last year Rs. 5,66,729. In East Berar the average value of each suit was Rs. 565, in West Berar Rs. 90; the average costs in West Berar were Rs. 6-10-8; in East Berar Rs. 10-4-3; and the average duration of suits 100½ days. In the District Appeal Courts 283 cases of the average value of Rs. 189-14-10 were decided on their merits, and of 35 cases on the Commissioner's appeal file, 12 were confirmed, 9 reversed, 3 remanded, and 11 pending. Two hundred and ten persons were imprisoned for debt, and there were 166 cases on the revenue side of the courts, chiefly Wuttundary or claims to service grants.

Criminal.—The Penal Code has been in force throughout the year, but the Criminal Procedure Code was not introduced till October. The last named Code and Act XV. of 1862 have compelled the Commissioner to hold a regular trial in all cases committed to him, to extend the powers of Deputy Commissioners, and to reduce the power of Tehsildars. Dacoities have increased considerably by the return, partly owing to the distress among the poorer classes from the high price of grain, and partly to the new definition of dacoity. Thefts and cattle stealing have declined, and murders have decreased by nearly one-half. Of crimes of the 1st class of atrocity there were in 1861, 49; in 1862, 39; of the 2nd class there were in 1861, 33; in 1862, 47; and of the 3rd class in 1861, 972; in 1862, 1,182; while crimes of the 4th class amounted in 1861 to 1,548 and in 1862 to 1,759; giving a grand total of 2,609 for 1861 and 3,027 for 1862. The value of property stolen is said to be Rupees 71,245-8-9, and of property recovered Rupees 27,558-7-3. The number of cases decided in the several courts amounted to 2,054, the average duration of trial being a little over 12 days. 5 prisoners were hanged, 1 imprisoned for life, 47 transported, and sentences of imprisonment for varying terms passed. Other statements respecting crime, owing to the inaccuracy of the District returns are not submitted.

Police.—The force was reorganized during the year—the strength being 3,342 men, and the cost Rs. 2,27,204-4. The Cost of the old Police was Rs. 1,74,231, and the strength 2,110

men. The new Police is calculated to give one man to about every thousand of the population, and to every 12 square miles. Of the force, the Frontier Police are paid from the revenues of Berar, but employed entirely within that portion of the Nizam's territory retained under his own Government. A village police which before the session had no existence, has been appointed at a cost of Rs. 40,109-4 *besides Enam lands*; the Commissioner doubts whether the result will be satisfactory.

Jails.—The new jails have not been commenced, and there is a want of accommodation for prisoners. The average number of prisoners during the year was 682, and the average cost of each was Rupees 54-13-10, or Rupees 10-3-11 in excess of the previous year. Satisfactory progress is said to have been made in Jail manufactures in East Berar, but nothing has been done in West. In Akolah jail 10 prisoners died of cholera; and the number of deaths altogether throughout the year was 3·67 per cent.

Disease.—Cholera prevailed all over Berar during the hot weather of 1862, and 4,870 persons are reported to have died of the disease, being nearly five times as many as the preceding years. The present statistics of disease are however not very reliable; nor are the returns of deaths of cattle; a better system is about to be introduced. Suicides have decreased by one-fourth, and of accidental deaths 623 are reported against 686 in the preceding year; 34 were deaths from wild beasts.

REVENUE.—Land Tax.—The cultivated area in East Berar exceeded that of the previous year by 38,692 beegahs, and in West Berar 51,225 Rupees worth of land was taken up, and only 7,866 Rupees worth relinquished. The demand on account of Land Revenue was:—

	1861-62.		1862-63.	
	Rs.	As. P.	Rs.	As. P.
East Berar: ...	14,13,817	6 11	14,73,179	8 11
West Berar ...	18,58,946	3 2	18,34,567	2 4
Total ...	32,72,763	10 1	33,07,746	11 3

The apparent decrease in West Berar is occasioned by an accumulation for several years of surplus fees and village expenses having, in 1861-62 been credited to Land Revenue; excluding this, the actual increase amounts to Rs. 1,25,922-12-9. The increase in East Berar amounts to Rs. 95,089-9-9. The harvest was not good, and the fear of famine in West Berar was dissipated by rain in September, from which most of the crops suffered; fortunately the jwarry crop (Indian Corn)

on which the people almost entirely subsisted was a good one. The Cotton suffered greatly from caterpillars, which also did damage to the pulse and grain fields. Of 3,222,367 acres of cultivated land 67 per cent. is occupied by grain, 24 by cotton and 9 by oil seeds; if the present prices continue, the extended cultivation of cotton will follow in Berar where nearly all the land is suitable for that crop. Of culturable waste land lying fallow, there are 3,164,217 acres. In East Berar the average produce of cleaned cotton per acre was 20 lbs.; this with 371,289 acres under cultivation would give 7,425,780 lbs. In East Berar from statistics obtained from the Agents of the Bombay Merchants it appears that 42,000 loads, of 240, lbs. each load, or 10,080,000 lbs., were exported; from this it follows that the average cotton crop in an unfavorable year, was more than 20 lbs. per acre. In East and West Berar there were 753,571 acres under cotton cultivation, yielding 20,160,000 lbs. the value of which was 84 lakhs. The prosperity of the people has been greatly increased by the money thrown into the country in exchange for cotton, and the large sums spent on the Railway, proofs of which are, the small amount of land revenue uncollected on the end of the year, and the fact that cattle have doubled in price. The prices of grain have been increasing—wheat which from 1849 to 1861 sold 31 seers per rupee in 1863 sold 14½ seers per rupee. The average price of cotton, from 1849 to 1861, was 5½ seers the Rupee. In 1861 it was six times dearer. The fall of rain at Oomrawuttee and Akolah amounted to 25½ inches.

Sayer.—The Sayer revenue consisting mainly of the Grazing tax, and Tax on fruit trees, amounted to Rs. 1,00,794-8-10, of which Rs. 13,423-9-9 remained uncollected at the close of the year.

Abkarry.—The Abkarry Contracts sold for Rs. 4,61,008-12-3, being an increase of Rupees 92,385-0-8 over the previous year. The outstanding balance at the end of the year amounted to Rs. 41,804-4-5.

Salt.—The Salt Contracts sold for Rupees 41,111-2-3, being an increase over last year of Rupees 4,950-13-7.

Income-tax, levied from Government servants only, yielded Rupees 9,236-4. *Local funds,* consisting of the Road, Town, Pound, Ferry and School Funds, yielded Rs. 1,48,242. The number of Enam claims reported upon was 277; 132 still remain. Village expenses incurred for the remuneration of pergunnah and village officers not included in the Government revenue, amount to 13½ per cent. on the gross revenue.

EDUCATION.—Two English Schools and 21 Mahratta ones have been in operation during the year. On 30th April 1863, the number of pupils was 1,343 who each paid 8 annas a month in the English, and 2 annas in the Mahratta schools. The progress of the pupils was satisfactory. The expenditure, defrayed from the Town fund, amounted to Rs. 15,173-11-3.

PUBLIC WORKS.—Rs. 19,300 have been advanced from the Road Fund to construct Feeders to the Railway, and a Bazaar and travellers' Bungalow have been erected at Oomrawuttee. Labor, materials and carriage have been procured with difficulty in Berar. The improvements in the Nagpore Dâk Line 245 miles long, have been completed, and numerous roads and railway feeders have been marked out, of which a very important one in the Jaulnah division, 56 miles long, will connect the city of Aurungabad with the G. I. P. Railway Station at Nandigaon. On the Hyderabad and Sholapore Road Rs. 22,681 were expended, and the Ambah and Jaulnah Road 64 miles long commenced in January last will it is expected be completed in July next. The Railway was opened in May last to Mulkapoor on the Western frontier of the assigned districts, and electric telegraph offices established at Sheogam, Akolah, and Budnera. A civil dispensary has been completed at Akolah in West Berar.

FINANCE.—The Government revenue shews an increase of Rs. 3,08,222-8-10 above the receipts of the previous year.

	1861-62.			1862-63.		
	Rs.	As.	P.	Rs.	As.	P.
Land Revenue ...	32,27,341	11	5	33,43,608	3	5
Sayer ...	96,401	3	2	1,01,922	14	0
Abkarry ...	3,57,051	1	0	4,95,790	7	2
Total ...	36,80,793	15	7	39,41,321	8	7
Income Tax ...	8,293	7	7	11,698	15	0
Salt ...	31,429	12	6	50,788	9	7
Stamps ...	70,377	5	6	77,901	8	0
Law and Justice ...	13,622	9	9	24,401	7	0
Police ...	8,494	0	1	4,202	13	3
Public Works ...	217	9	0	400	7	4
Miscellaneous ...	16,761	0	7	30,902	8	1
Total ...	1,49,195	13	0	2,00,296	4	3
Grand Total ...	38,29,989	12	7	41,41,617	12	10
Deduct Income Tax ...	8,293	7	7	11,698	15	0
Total Net Revenue	38,21,696	5	0	41,29,918	13	10

In three years the Revenue has increased 29 per cent. The cost of civil administration amounts to $13\frac{1}{2}$ per cent. on the net revenue. In 1859-60 the administrative cost was $19\frac{1}{2}$ per cent. There remains a surplus of Rs. 35,81,719-6-9 for payment of Hyderabad Contingent and other purposes.

POLITICAL.—On the capture of Gobind Shashtree of Bhittoor in Malwa in January 1862, it was discovered that intrigues were being carried on by Row Sahib and his agents; among other plans they hoped to farm a district in the Nizam's dominions, there to carry on their schemes. The Nizam did not attach importance to the information; but not long after an emissary of Row Sahib's appeared at Hyderabad where he endeavoured to incite a rebellion; being betrayed by a follower, this man Kishen Row, managed to escape, but was arrested at Pyton on the Godavery and is now on his way to Hyderabad to undergo his trial. The circulation of Chuppatties in the Deccan in August 1862 caused a vast amount of excitement. The Minister endeavoured to stop it, and discover their origin, which was finally traced to a Police Potell in the Sholapore Collectorate; his object was not ascertained. Shortly after the late Resident Colonel Davidson's death, it became accidentally known that a large sum had been received from Iktydar-ool-Moolk a son of the Nawaub Shums-ool-Omrah the commander of the Nizam's household troops, for the avowed purpose of being paid to a member of the Resident's family. A discharged Apothecary named Murray, and his wife, both employed in Iktydar-ool-Moolk's establishment, had by forged letters obtained one lakh of rupees from him, on the plea that it was wanted as a loan at the Residency, and that by advancing the money Iktydar-ool-Moolk would assuredly obtain the ambition of his life, the office of Minister to the Nizam. The Murrays confessed the forgery, and Iktydar-ool-Moolk acknowledged his share of the affair, maintaining it was simply a loan transaction, from which he had no expectation. He is never again by order of the Governor General to be admitted to the Residency, or to any Durbār when the Resident is present, and the Murrays owing to the difficulties attending a prosecution will it is to be feared, escape punishment.

MISCELLANEOUS.—*Agriculture.*—Experiments for the introduction of exotic cotton have been without success, and the soil, it is feared, is only suitable to the indigenous variety. The Teak forests have been examined and the wood declared of little value.

Survey.—Up to 31st October 1861 the progress in survey was as follows :—

	MEASURED.		CLASSED.		Cost of both per Acre.	Total Cost.
	Acres.	Cost per Acre.	Acres.	Cost per Acre.		
1860 61	378,789	Rs. As. P. 0 1 9½	124,674	Rs. As. P. 0 2 5½	Rs. As. P. 0 2 3½	Rs. As. P. 46,391 0 0

In 1861-62 the out-turn was :—

MEASURED.		CLASSED.		Cost of both per Acre.	Total Cost.
Acres.	Cost per Acre.	Acres.	Cost per Acre.		
623,368	Rs. As. P. 0 1 8½	215,652	Rs. As. P. 0 0 6½	Rs. As. P. 0 2 2½	Rs. As. P. 73,760 0 0

The progress and cost are most satisfactory.

Vaccination.—Six hundred and ninety children were vaccinated and 528 cases were successful.

Weights and Measures.—The most utter confusion existed and without changing the denomination it was necessary to introduce uniformity; the weights adopted were :—

1 tola	=	180 grains.
5 tolas	=	1 chittack.
16 chittacks	=	1 seer.
40 seers	=	1 maund.
20 maunds	=	1 kandy.

Census.—None has ever been taken in Berar, but the annual settlement of the village officers gives the population at nearly a million and a half, and the number of houses at 366,074, which gives an average of about 4 to each house. The average population per square mile is 81, but it, of course, varies greatly in different parts of the country. In Mulkaipoor Talook, West Berar, it is 201; and in Poodsud Talook, East Berar, it is 33.

Captain Cadell the Officiating Commissioner, is recommended to be confirmed in the appointment.

REVISED ASSESSMENT OF THE WALWA TALOOKA OF THE SATTARA COLLECTORATE.

Bombay Records, No. LXXV. New Series.

ON 5th May 1863 Major W. C. Anderson, Superintendent of Revenue Survey and Assessment, Southern Mahratta Country, reports on the revised rates of assessment for the entire old Walwa talooka of the Sattara Collectorate, comprising 103 Government villages.

Physical Description.—Walwa is the southern of the western talookas of Sattara. It is bounded on the south and south-west by the river Warna from near its source on the western ghauts to its confluence with the Krishna in the south-eastern corner of the district ; on the east and north-east it is mainly bounded by the river Krishna, a few villages only being situated on the east or left bank of that river ; on the north it is bounded by the Kurar talooka, into which the old boundary of the Walwa talooka projects considerably, even up to within some seven miles of the town of Kurar ; on the western half of the northern boundary the Walwa talooka is separated from the Kurar talooka by a lofty spur of the western ghauts which immediately overhangs the Warna. The talooka for some fifteen miles to the westward is thus reduced to a mere strip of country frequently not more than three miles wide. This talooka is thus composed of the country situated in the angle between the Warna and Krishna rivers. The eastern part near the confluence is a dead plain, generally of black soil of very superior quality. Proceeding westward the character of the country becomes more hilly, small off-shoots from the great spurs of the ghauts occur, tracts of "mal" or stony land also become much more common. The western part of the talooka is exceedingly hilly. The great spur of the ghauts separating this talooka from that of Kurar, which must be from 1,200 to 1,500 feet high above the plain, breaks up into a number of smaller spurs which take up the greater part of the interval between the Warna and the northern boundary. There is a good deal of rice and garden land in the centre and west of the talooka, the latter watered both from wells and from "paths" or watercourses led from streams. The cultivation of sugarcane is carried on to a very considerable extent. Some cotton is grown in the eastern villages. But the high prices of grain and fodder commonly prevalent in these parts must render cotton a less paying crop than grain when the cotton market is in its ordinary state. The

output of New Orleans cotton per acre is, however, at least 50 per cent. more in value than that of native cotton.

The People are prosperous. In 1862-63 the area of Government land actually occupied amounted to 157,129 acres, or more than one-fourth in excess of the area brought to account in 1861-62. When it is considered that no less than 10,777 acres of the above area consist of garden and rice land, very much of which is of most excellent quality, and that of the remaining dry-crop land a considerable proportion is fine black soil, it is evident that the pressure of the old assessment (Rs. 1-7-11 per acre) on the ascertained occupied area could not be heavy.

Assessment.—The northern or 1st class villages of Walwa require Rs. 2-10 per acre maximum dry-crop and so on proportionally down to the 6th class which is one rupee. The general result of the proposed settlement shows an increase on the revenue of last year of from Rs. 2,34,605 to Rs. 2,53,491, and besides Rs. 9,170 assessment of Government arable waste, much of which will be doubtless taken up. An immediate increase of revenue was the ordinary result of the settlement in the eastern talookas; so there is nothing unusual in the estimated result in the Walwa talooka.

Prices.—Major Anderson annexes a statement showing that the price of the principal grains has almost trebled within the last twelve years. Throughout the country a very great revolution, the importance of which we are as yet, perhaps, far from realizing, is taking place. It is a common saying that the ryots can now meet the Government demands by the sale of their straw, and are not compelled to bring their corn into the market at all. Mr. Hart, the Revenue Commissioner S. D., is under no apprehension that the revised rates are excessive. On the contrary it is, perhaps, a question whether they are sufficiently high to meet the just demands of Government on the soil.

His Excellency the Governor in Council sanctions the rates of assessment proposed for the Walwa talooka. The right to impose hereafter an additional cess of one anna for every rupee of assessment for local purposes, the proceeds of which will be expended on roads and schools within the districts, is reserved to Government.

REVISED ASSESSMENT OF THE MAHIM
TALOOKA OF THE TANNA COLLECTORATE.

Bombay Records, No. LXXIII. New Series.

CAPTAIN Waddington, in charge of the Revenue Survey and Assessment of Tanna and Rutnagherry, on 6th February 1863 submits for sanction rates for the Talooka of Mahim.

Physical Description.—The Talooka of Mahim is situated on the north of Bassein, from which it is divided by the Vyturnee creek from its mouth at Dantara, as far as to a point where that river takes a bend towards the north, from whence the boundary is formed by the Tansa river. On the north, the Talooka is bounded by Sunjan; on the east it is divided from Kolwan and the Jowar Raja's territories, by lofty but irregular hills; and on the west is the sea. The total length is from north to south about $24\frac{1}{2}$ miles. In breadth it is about 16 miles for two-thirds of its extent, narrowing in the remainder to nine miles, thus giving an average of $13\frac{1}{2}$ miles in breadth, and an area of 330 square miles, equal to 211,200 square acres. Of these 33,135 are arable land; 33,469 wurkus; and the remainder, hill and forest. For some distance inland the country is pretty flat, and a good deal interspersed with swamps and creeks; the interior is covered with jungle, and abounds in ranges of hills. Of these two are more particularly remarkable, the one dividing the district into two nearly equal portions; running as it does nearly due north and south through the centre of the Talook, and the other running in an almost parallel direction, though more irregularly, and forming the eastern boundary of the district. In this latter range is situated the lofty hill of Tookmook, the elevation of which is about 2,000 feet above the sea, but it is difficult of access, and the plateau on the summit is of small extent. The climate of Mahim after the Monsoon is said to be most unhealthy; fever especially is very prevalent. Mahim has no made roads, though most parts of the district are passable for carts during the fair season. The principal bazars of the district are Mahim, Kelweh, Sheergaum, Tarrapoor and Munnore; with regard to more distant markets the district is quite as advantageously situated as Bassein, excepting in point of distance from Bombay and Tanna.

Assessment.—The highest rate for sweet rice land in the neighbouring district of Bassein was six rupees. Taking into consideration the somewhat further distance that produce has to be conveyed, and the situation of this talook, five rupees and eight annas has been adopted as the maximum rate for sweet rice, and four rupees for salt batty. This rate it is proposed to apply to all villages along the coast, decreasing it by eight annas as the villages are further inland, or less favourably situated as regards means of communication, until in those among the hills, the rate is reduced to three rupees; and in three instances where the people are exceedingly poor and few in number, (being chiefly Warless,) and the district very unhealthy, two rupees and eight annas are proposed. The above rates are liable to be enhanced by two annas, where “Dussoota” or second crop is grown as is usual in other settled districts. The district contains in all 168 villages. The result shews an increase of Rs. 3,633 on the rice; in cultivation Rs. 1,656 on the Baghayet; Rs. 1,757 on the Wurkus lands; and Rs. 75 on the Rubbee, being an excess of Rs. 7,221 as compared with last year’s collections. In addition to this there is Rs. 7,629, assessment on waste land, which will doubtless soon be taken up and raise the gross rental to Rs. 1,06,636.

In reporting on these rates Mr. Ellis, Revenue Commissioner of the Northern Division, partly accounts for the unhealthiness of the district, by the fact that below the Ghauts the date tree grows freely and luxuriantly, and is cherished by Revenue Officers for the liquor it produces. There would be ample means of producing sufficient liquor were every one of these trees exterminated. The ready means of obtaining drink afforded by the abundance of the date trees, is one cause of the demoralization of the wild tribes. Mr. Robertson, the Collector, suggests, that when introducing the assessments, the ryots be informed that Government reserves to itself the right to add a slight extra assessment for roads and education.

The Governor in Council approves of the rates proposed in Captain Waddington’s report, which are stated to be based on the rates already sanctioned for the Bassein Talooka, and is pleased to confirm the orders of the Revenue Commissioner, N. D., for the introduction of the Settlement. His Excellency in Council concurs with Mr. Ellis in attributing the demoralization of the wild tribes inhabiting the district to the ready means of obtaining drink afforded by the abundance of date-trees growing therein, and authorizes the extermination of the trees.

REVISED ASSESSMENT OF THE RAJPOOREE
TALOOKA OF THE COLABA SUB-COLLECTORATE.

Bombay Records, No. LXXIV. New Series.

ON 2nd January 1863 Major J. Francis, Superintendent of Revenue Survey and Assessment, Tanna and Rutnagherry, reports on the revision of the assessment of the Mamlutdar's and Tulleh Mahalkurree's Divisions of the Rajpooree Talooka.

Physical Description.—The Talooka is in three divisions. The eastern portion of it, comprising the Nizampoor Petta, was brought under the Survey settlement last year. The present proposals which embrace the remaining part of the talooka, comprise a tract of country of about 315 square miles in extent, varying from 20 to 22 miles in length from north to south, and from 12 to 18 in breadth from east to west. The whole may be said to represent an irregular parallelogram, the eastern side of which is formed by the Nizampoor division, and the western by the territories of the Hubshee State. The Rewdunda creek forms the northern boundary for about 10 or 12 miles, or to within a short distance of the chief town of Roha, near which a narrow strip of land projects northwards for a distance of 5 or 6 miles to a point where the boundaries of the Alibaug, Nagotna, and of this district, all meet. From the latter point the boundary runs along the summit of a range of hills, skirting the fort of Outchitgur, and extending eastwards to Shoorghur, where again it touches the Punt Sueho's country, and then joins the Nizampoor division. The Hubshee territory overlaps the Tulleh division on the south up to the point where the latter joins the Ryghur Talooka, which then forms the boundary on that side. The tract of country under report contains a number of detached hills interspersed over the face of the country, which present a serious impediment to traffic. Roha, which is situated on the Rewdunda creek, is a great depôt for rice. It is collected here and then transported by boats to Bombay, and a small quantity also goes to the ports on the Rutnagherry coast. Tulleh has a bazar of its own, and a bunder three or four miles distant, at Maundar on the Junjeera creek.

Assessment.—The two divisions contain 238 villages, of which seven are Inam holdings. There are 232 villages to which the new rates will apply, or one of the seven is only partially Inam. The district possesses natural ad-

vantages of a marked character, whilst for the transport and sale of its produce it may be said to be favourably circumstanced on the whole. As much as three candies per acre is said to be grown occasionally on some of the very best fields, and two is an ordinary crop for them. Assuming the latter to be their average crop, the produce of an acre will be worth about Rs. 50, as the best kinds of rice have been selling at fully Rs. 25 per candy lately, and are not likely, to fall below that price. The maximum rate of each group is:—

	Rs.	As.			Rs.	As.
Group 1st	—8	7				
Do. 2nd	—7	14				
Do. 3rd	—7	5 and	6	12
Do. 4th	—6	3 and	5	10

The proposed rates will effect a reduction of Rs. 14,961 on the revenue realised last year, for that was a year of high collections. The Revenue has been increasing annually under the grain commutation system in a proportionate ratio to the rise in the price of grain. In a district, however, with a fixed cash rent, the case is different. In such cases the revenue is stationary, supposing cultivation to be so, and the gain from a rise of prices all goes into the pocket of the cultivator, whilst under the former system, Government should derive its fair share of gain from any rise in the value of agricultural produce. Applying this principle to the present case, the revenue realised during the last two or three years represents what the district can pay at present prices.

Mr. Ellis approves of Major Francis' proposals, and the Government of Bombay confirms the orders of the Revenue Commissioner authorizing the introduction of the settlement. The fee for Roads and Education are to be imposed at once along with the rates.

ADMINISTRATION OF THE PUNJAB TERRITORIES.

1862-63.

JUDICIAL.—*Civil Justice.*—The total number of cases disposed of in the District Courts was 99,852, as compared with 96,451 in 1861. Of these 62,214 were decided in favour of the plaintiffs, 13,369 in favour of the defendants, and 144 were nonsuited. The average value of the suits was Rs. 53, and the average cost

Ra. 4. In addition to these 60,163 miscellaneous cases, including execution of decrees, were disposed of. There has been a steady increase of litigation for the last three years, 10,000 in 1861 over 1860, and 3000 in 1862 over 1861. The increase has been shown in cases between bankers or traders and agriculturists, and parole debts and debts on bond. There was a decrease of 2,928 suits for debts in account. 97 per cent. of the cases were disposed of within the year, there was only one case of older date than six months on the file, and the average duration of cases in the Courts throughout the province was only 18 days. This shows a greater rate of rapidity than has been hitherto attained. The average value of property litigated, and the average cost, remain about the same as in former years. The introduction of the new stamp law has not decreased litigation, nor does it appear to press hard upon the people. More than seventy per cent. of the total number of cases disposed of were decided on their merits. The income of appeals has decreased both in District and in Commissioners' Courts. Thirty-seven per cent. of the work was performed by the Tehsildars. Their courts are popular; and prove cheap and of easy access to the people. Four Small Cause Courts had been established in 1861 at Delhi, Umritsur, Lahore, and Peshawur. 13,132 suits for sums below Rs. 500 were disposed of by the Small Cause Courts, and public opinion is manifestly in favour of these new tribunals. Three per cent. of the whole civil business has been disposed of by Honorary Agency. Vakeels have not been allowed to practise in the Punjab Courts, but Law Classes have been established for the students in Government Schools, and in a short time it is hoped that there will be numerous qualified candidates from whom to select Pleaders.

Criminal Justice.—In all 45,104 crimes were reported, of which 34,249 were brought to trial. 19,836 were acquitted by the Magistrate, and 210 by the Sessions Judge. The whole business in 1862 was less by 7,000 cases than in 1861. The number of persons brought to trial was 14,000 less than in the preceding year, and the proportion of acquittals to convictions in non-availible cases was as 7 to 12. The number of capital punishments amounted to 40, or five less than in 1861. The sessions cases were fewer than in former years. Appeals had considerably diminished.

Changes in Criminal Law and Procedure.—The great event of the year has been the introduction of the Indian Penal and Procedure Codes. This has tended considerably to improvement in the administration of criminal justice; attention has been

drawn by the Judicial Commissioner and Sessions Judges to any serious departures from the Codes. At the same time no order has been reversed in appeal unless there has been a substantial failure of justice. The Judicial Commissioner has prescribed certain rules regarding the extent to which English is to be used, or may be used, in recording evidence. Additional accommodation has been provided in the Courts for Assessors, Arbitrators, and others. The Board of Honorary Native Magistrates, for the trial and disposal of petty criminal charges, works satisfactorily, and has found favour with the people. It supplied a great want, and is pronounced by the judicial commissioner to be in success. The jaghirdars invested with Magisterial powers disposed of 1,678 cases. The Lieutenant Governor has observed a marked change for the better in the body politic since the association of its Chiefs with their Rulers in the work of administration. Cases of inaptitude may possibly arise, but the system having once taken root, every year, it may fairly be hoped, will see the number of men, who shall anxiously qualify themselves for the envied distinction, greatly increased.

Police.—The result of the past year's police administration is thus shewn :—the total number of crimes reported in the province was 44,664; of this 29,353 cases were cognisable by the police, who arrested 33,843 persons. In 8,548 cases the offenders could not be traced. The police force in 1862 numbered 16,822, and the expenses under various heads amounted to Rs. 31,00,000. There was one policeman for every 898 of the population, and one of the criminal class for every 338 of the population. There was a decrease of 12 per cent. in the aggregate of non-bailable crimes as compared with 1861. There was an increase in murders, chiefly in the frontier districts, and this is attributed by officers to the alteration in the law regarding adultery. In professional crime the returns shew a decrease.

	Decrease.		
Theft of cattle	3,026
Hurt by poison	13
Highway robbery	158
House-trespass (burglary)	2,148
Theft	3,413

In order to keep up a proper system of police surveillance the Lieutenant Governor has directed that on the release of a prisoner from Jail the Superintendent shall send a descriptive roll to the district superintendent of police. The police are instructed to keep a watch over the man, and at the same time do all in their power to aid him in getting an honest livelihood. Excellent re-

sults had hitherto followed the adoption of this course. The gipsy tribes, under the names of Sansees, Pakeewaras, and Gitanos, had caused much difficulty. The Deputy Commissioner of Sealkote made the following remarks with regard to them :— “ On enquiring into the cause of crime, I was struck with the complaint meeting me everywhere that so long as thieving tribes were allowed to roam about, there could be no peace in the land. On the pretence of hunting and begging, they passed through villages, inspected premises, marking the ground by day. They came in gangs at night, very often armed with sticks ; their rule was never to leave empty-handed. If it was hot weather, they would creep up to the roofs of houses, and snatch away ear-rings from women when asleep. If it was harvest time, they stole the corn ; and if alms were refused, they punished the owners by plundering their granaries at night.” To drive them about from place to place was useless, and it was therefore recommended that they should be forced to reside on lands belonging to Government and bring them under cultivation. Six such settlements were established, varying in extent from 412 acres to 150 acres, the number of persons living in them was 2,454. The Lieutenant Governor gives his approval to the main principles of this system, although there are points in which experience may show that it is capable of improvement. The inmates seem well satisfied with their condition, and a school house had been built in each reformatory.

The Jails were in good order, and there had been a decrease in the average cost of prisoners per head of Rs. 2-5-2. The health of the inmates was generally good, but a pestilential kind of fever broke out in some of the jails, and was very fatal while it lasted. It continued six months, and there has been no sign of its return. In August and September cholera visited the Lahore central jail, but the disease was speedily checked. Out of 122 cases 44 proved fatal. 55 per cent. of the whole number of prisoners were under instruction, and one man who could not read or write when he entered the jail was able when he left it to obtain a livelihood by teaching boys in his own village. The profits of jail manufactures were only Rs. 48,418, indicating a large falling off as compared with former years.

REVENUE.—Land.—The past year was marked by favourable seasons, and the returns of land revenue are in consequence very satisfactory. The actual collections were Rs. 1,91,79,001 or upwards of 5½ lakhs in excess of the former year, and the balances, chiefly nominal or recoverable, were less than in 1861-62 by nearly five lakhs. Only two per cent. of the whole demand remained uncollected.

Excise.—There was a decrease in the revenue arising from excise and opium, which was in all Rs. 3,41,662 in Abkarry and Rs. 2,37,350 in opium and drugs, as compared with 1861-62. The former is attributed to the experimental introduction into 10 districts of the Sudder Distillery system. In districts in which this scheme was not tried there was a small increase of income. The loss from the experiment is estimated at half a lakh. The receipts from *Customs and Salt* were Rs. 68,56,870, or a decrease of Rs. 4,110. The *Canal* revenue was Rs. 7,78,844 or Rs. 26,147 more than last year, and the expenditure Rs. 5,01,127 for new works and Rs. 7,11,445 for repairs.

Income Tax.—The returns exhibit a considerable decrease in 1862-63; but this is chiefly under the two per cent. schedule which was abrogated from August 1862. The collections were Rs. 7,88,152. It is stated by the Financial Commissioner that the great bulk of the balances is due from Europeans.

Stamps.—The income derived from the sale of law stamps was Rs. 8,77,450; from the duty on unstamped papers Rs. 2,390; from penalties Rs. 7,321; from bill and receipt stamps Rs. 61,342—making a total of Rs. 9,48,503, against a total of Rs. 9,73,028 in 1861-62. This decrease of Rs. 24,525 is attributed to the alteration in the manner of charging fees for serving law processes, which are now paid for in cash instead of by stamps as heretofore.

EDUCATION—There was a total number of 2,036 schools, as compared with 1,982 in 1861-62. 59,990 scholars were on the rolls, of whom 48,832 attended daily. The average expenditure from all sources was Rs. 7,23,077, against Rs. 5,11,284 in 1861-62. Thus it appears that the aggregate number of schools under Government management, or connected with Government, have increased by 54, the number of daily scholars on the rolls by 7,510, and their average daily attendance by 6,640. At the close of April 1863 there were altogether 2,036 schools, containing about 60,000 scholars. Upwards of a lakh of rupees was devoted to the erection of school buildings during the year out of the one per cent. educational cess fund. English education has made great progress during the last four years in the Punjab. There are now 5,834 youths learning that language. The system of inspection has been well worked, and produces successful results not only in the increased number of pupils, but also in the improved nature of the education. The attendance at the Zillah schools had increased and they were becoming popular with the Mahomedan population. The progress of the Delhi school has been particularly

satisfactory, the number of students having doubled, while the expenditure is only one-third what it used to be. Great encouragement has been given to vernacular schools, and the Lieutenant Governor considers that a great deal may be done to advance education by this policy. He has also urged the chiefs of Lahore and Umritsur to provide suitable education for their daughters as well as their sons, and promised them assistance in carrying out any plan they might devise for that purpose. Accordingly Committees were appointed at each of the two cities, and it was arranged that the family priests of certain of the best families, viz. thirty at Lahore and forty at Umritsur, should undertake to teach each of them at least one female from his own or his client's families. While giving this instruction the priests are to be paid at the rate of 10 Rs. per mensem; and as soon as the pupils become sufficiently proficient to impart knowledge, they will be taken into the service of the families with which they are connected as Governesses, and the pay of the priests will cease. The Governesses will teach the females not only of their own or their patrons' families, but also of respectable neighbours. These again will probably be glad to open Schools of their own, or to take service as School-mistresses with Government or private persons. A great movement of vast importance to the moral and intellectual welfare of the inhabitants of the Punjab has thus been begun, and the prejudices of ages are being cast aside. It is true that much is due to the personal influence of the Officers who have exerted themselves in the cause of education; but so many are now interested that the influence is likely to become almost universal. The Lieutenant Governor desires to acknowledge the very valuable support afforded by His Excellency the Viceroy in calling the attention of the Cis-Sutlej Chiefs to this important subject at the Durbar held at Umballah in March of this year.

There are now 103 Female Schools and 2,224 female scholars in the Punjab. In most places the girls at school are mere beginners, but in some few instances very considerable progress in study is reported. The Director reports that among the nineteen Female Schools in the Town of Jullundur alone, and others in the adjoining villages, some are so far advanced that many of the pupils can read the *Guldasta-i-Ikhlak* and the eighth Chapter of the *Gulistan* fluently and intelligently, can write neatly and accurately, understand ordinary Arithmetical operations, and have a fair acquaintance with the Geography of their own country, and with the Maps of Asia and the World. They also learn needle work, including English knitting, embroidery,

and sewing. A total sum of Rs. 36,852 has been expended on these aided Schools.

PUBLIC WORKS.—Military. The glacis round the fort of Delhi has been partly constructed. The defences of the arsenal at Ferozepore are well advanced. New outposts have been built. Other works of a defensive or sanitary character have been carried out. *Civil.* Several new churches and schools are in progress of erection, and others are being repaired. The works at Derah Ismael Khan for resisting the encroachments of the river have been successful. In the first division of the Barea Doab Canal 64 miles of rajbhas or main distributing channels have been opened out during the year on eight lines. The third division of the canal is a branch not yet executed. The Dhoondce canal has been opened to its entire length, with a reduced width for the present. The extension of the *Manka* Canal has been continued. It is now completed with exception of about 13 miles not yet excavated to the full width. Another Canal west of the Indus, in the Lower Derajat, is being dug at the expense of Mussoo Khan, a wealthy Zemindar. The canal will be 27 miles in length, of which 17 miles have been completed. About 12 miles of an old Canal in the same District have been re-opened at the expense of another Zemindar. On the Trunk Road between Delhi and Lahore, the only new work of importance in progress during the past year has been the road from Ferozepore to Lahore, with the embanked roadway across part of the bed of the Sutlej at Ferozepore. The distance is 50 miles between Ferozepore and Lahore, and the length of road from the right bank of the Sutlej to Lahore 41 miles. The metalling of 38 miles was completed. The work on the experimental tunnel under the Indus at Attock was stopped by order of the Government of India in November last, leaving 285 feet to complete. The work on the road, from Simla towards the Chinese frontier, has been actively carried on. The local funds for public works amounted to Rs. 5,43,715.

Railway.—The first completed section of the Punjab Railway, opened for public traffic on the 10th April 1862, works satisfactorily. The rate of speed has been fixed at 20 miles an hour, including stoppages, and no accident has yet occurred on the line. There was a difficulty in getting European drivers and firemen, so many having fallen sick. Native firemen are too indolent and inattentive to be trusted. The expenditure on account of the Delhi Railway has been Rs. 35,471.

Post Office.—7,07,552 covers were delivered, and 69,322 returned undelivered.

FINANCE.—The financial result of the year is as follows:—

YEAR.	Receipts.	Civil Disbursements including Military Buildings.	Surplus of Receipts over Civil Disbursements and Military Buildings.
	Rupees.	Rupees.	Rupees.
1861-62	3,04,67,086	1,64,67,647	1,39,99,439
1862-63	3,08,53,359	1,62,33,780	1,46,19,579
Difference	+ 3,86,273	— 2,33,867	6,20,140

The cost of military public works was Rs. 7,54,465, and the cost of troops amounts approximately to Rs. 2,26,44,704.

Marine.—The expenditure on account of the Punjab Flotilla has been greater than the earnings. In consequence of the destruction of the Town of Mithunkote by the River Indus, the Head Quarters of the Flotilla were removed to Sukkur in December 1862.

POLITICAL.—The surrender of Herat to the Ameer Dost Mahomed Khan was followed by his death on the 9th of June, and Ameer Sher Ali Khan now reigns in his stead. The Supreme Government has recently sanctioned a settlement of the hill men of the Shumbanee and Mussooree sections of the Boogtee tribe of Beloches on the plains of the Derah Glazee Khan District. The deaths of two native chiefs whose loyalty to the British Government was often proved—Maharajah Narendur Singh of Putiala and Rajah Tej Singh—gave rise to much regret. The Jumma Musjid at Delhi, which had been closed as a place of worship since the capture of the city in 1857, was restored on the 28th November 1862 to the Mahomedans. It is quite certain that the Eedgah of Mooltan, a place of worship, had never been confiscated through any misconduct towards the British Government on the part of the Mahomedans of Mooltan, and therefore it was restored to them in February 1863. The Rajah of the prin-

cipality of Chumba having sought the aid of the British Government in managing the territory, Major Blair Reid organized an efficient administration. The experiment of appointing a Board of Native Honorary Magistrates has given great satisfaction to the Seikh aristocracy, and to the people generally. By an easy transition, the next step on the road to self-government was taken in the appointment of Municipal Committees in the large cities which were composed of members elected by the suffrage of their fellow citizens.

MILITARY.—Exclusive of the irregular force, there was in the Punjab—

Europeans	15,869
Natives	12,770
				28,639

The Frontier force consisted of 11,079 men costing Rs. 29,65,624. The military police of the frontier was transferred to the army as "Frontier Militia" consisting of 403 Horse and 217 Foot. The only change to record during the past year is an increase of one Native Cavalry Regiment and one Native Infantry Regiment to the Peshawur Brigade. The raids of border tribes have been numerous and notwithstanding the vigilance of our troops, and the energy with which pursuit is conducted, the hill robbers continued to carry off a large number of cattle. Two Volunteer Corps are still in existence.

MISCELLANEOUS.—*Agricultural*—The fall of rain in 1861-62 was 31·8; in 1862-63 it was 35·5. Generally speaking the harvests were excellent. The value of land is steadily rising. The movement referred to in last year's Report, as having shown itself amongst the Chiefs and population of Derah Ghazee Khan, for excavating Inundation Canals, has continued with undiminished vigour during the past year. The political importance of the civilizing effect of these canals can hardly be over-estimated, and already they have begun to be manifested by the increasing desire of the wild frontier tribes to obtain land. The season has not been favourable for the cotton crop. In the spring of 1862, when the cotton crop of last season was sown, the bulk of the people were ignorant or incredulous in respect to the enhanced price of, and increased demand for, cotton. But now all classes have become fully alive to it, and it may be expected that the result of the present season, should the crop escape serious damage from locusts, will show this very clearly. In February the selling price of cotton rose to 26 and 28 Rupees per maund in the Derajat, and every available seer would

appear to have been bought up and exported. The locusts had committed great ravages, and an expenditure of 20,000 rupees or upwards has been incurred in their destruction.

Survey.—Considerable progress had been made by the Cashmere survey, in the triangulation and topographical surveys of Astor, Boonjee, Nubra, Changchenmo, Pangkong, Haule Rukshu and Zasker, with other minor districts in Little Tibet and Ladak.

Dispensaries and Vaccination.—Small-pox has not appeared any where in an epidemic form, and the Inspector General has observed the opposition of the Natives to the system of vaccination gradually to decrease. The supply of fluid lymph in hermetically sealed tubes, sent out to the Punjab through the Secretary of State for India, arrived in an excellent state, and has been used with great success. The Superintendent of Vaccine, Hill States, thus reports the result of his operations :— I believe that vaccination has now been introduced into every District under the Superintendent, Hill States, Cis-Sutlej. In many of them the people prefer vaccination to inoculation for small-pox. In others they believe in its efficacy ; but considering it as a protective for a short time only (five years being the limit they usually assign), they say they prefer inoculation. Time will overcome this objection.

Tea.—In the Government Factory the out-turn of Tea during the last season has been 16,125 lbs, and of this quantity 1,720 lbs. were prepared from leaves purchased from Zemindars. The quantity made shews an increase of 2,536 lbs. over the preceding year, and in quality there has been a steady improvement ; greater care was exercised in gathering the leaves, and the proportion of fine to coarse Tea is consequently greater. The native Tea-makers, too, have become more expert and careful. A grand total of nine thousand five hundred and eighteen acres has been taken up for the growth of Tea by private speculators. This area, if brought entirely under cultivation and well looked after, would yield 2,453,400 lbs., and thus afford in itself a considerable export trade.

Conclusion.—Undisturbed peace reigned throughout the Province. Agriculture and trade have greatly increased. From all districts the same reports are received of the thriving state of the people. Providence has vouchsafed abundant harvests. Crime of great atrocity has not prevailed to any extent, and heinous offences have sensibly decreased.

INDEX

TO THE

ANNALS OF INDIAN ADMINISTRATION.

A

- Abkarry in Mysore, 121.
 ----- Lower Provinces, 1861-62, 81.
 ----- N. W. Provinces, 190.
 ----- Madras, 1861-62, 424.
- Abors, The, 451.
- Act X., Cases, 311.
- Acts, (see Legislation.)
- Aden, Customs Duties at, 225
 ----- Political relations, 228.
- Agra Medical School, 204
- Agriculture in Punjab, 479.
- British Burmah, 115.
 ----- Bombay, 236.
- Akyab, Commerce of, 363
- Alguada Reef Lighthouse, 295.
 ----- Description of, 297.
- Amherst, 278
- Andaman Islands, 279.
- Angami Nagas, The, 152
- Annamally Hills, 279.
- Annexation of Coorg, 127.
 ----- Nagpore, 45.
- Archæology, Minute by Lord Canning, 91.
- Arcof, 279.
 ----- South, Talooks of, 331.
- Arracan, Trade of, 14.
- Assessment in Madras, 161.
 ----- Kistna and Godavery Deltas, 326
 ----- Sir C. Trevelyan's opinion on, 327.
- B
- Bababooden Hills, 279.
- Balasore, Trade of, 14.
- Bangalore, 279.
- Bank of Bengal, 135.
 ----- Branches of, 136.
- Banks, Presidency, 132.
- Bassam, 279.
 ----- External Commerce of, 355.
- Beadon, Hon. Cecil, 81.
- Bellary, 280.
- Bengal, Public Instruction, 138.
 ----- Distillery system of, 83.
 ----- External Commerce of, in 1860-61, 11.
 ----- Export Trade and Customs duty, 13.
 ----- Statistics of trade of, 15.
 ----- Shipping, 14.
 ----- Administration of, 1861-62, 56.
 ----- Excise, 63.
 ----- Marine, 69 and 83.
 ----- of Indigo districts, 72.
 ----- Land Revenue, 1861-62, 338.
 ----- Administration of, 1862-63, 432.
 ----- Justice, 433.
 ----- Police, 435.
 ----- Jails, 436.
 ----- Legislation, 436.
 ----- Revenue, 437.
 ----- Land, 438.
 ----- Rent Suits in, 439.
 ----- Income-tax, 442.
 ----- Education, 443.
 ----- Public Works, 445.
 ----- Railways, 446.
 ----- Marine, 446.
- Berar, (see Hyderabad.)
- Bhonslas, 35.

- College, Poona, 385.
 ——— Medical, Bombay, 385.
 ——— Bareilly, 178.
 ——— Benares, 178.
 ——— Agra, 177.
 ——— Sanskrit, 147.
 Colleges, English, Bengal, 138.
 ——— Professional, 138.
 ——— Non-Government, 146.
 Colonisation in Central Provinces, 47.
 Coolie, (see Emigration.)
 Conservancy in Bombay Presidency, 235.
 ——— Forest in Madras, 269.
 Coonoor, 281.
 Coorg, Administration of, 123.
 ——— Justice in, 123.
 ——— Slavery in, 125.
 ——— Finance, 126.
 ——— Public Works, 126.
 ——— Annexation of, 127.
 Cossyah and Jyntea disturbances, 251.
 ——— Military operations in, 253.
 ——— Hills, Missionaries, 262.
 ——— Rebellion, Lieut. Governor's opinion on, 253.
 ——— Rebellion, 77.
 Cotton, Madras, 162.
 ——— Pulu Hills, 171.
 ——— exported from Bombay in four years, 25.
 ——— in Central Provinces, 36.
 ——— Export of, Madras, 158.
 ——— N. W. Provinces, 1861-62, 193.
 ——— in Meerut, 207.
 ——— Rohilkund, 207.
 ——— Agra, 207.
 ——— Allahabad, 207.
 ——— Jhanse, 207.
 ——— Dharwar, 237.
 ——— Gins in do., 238.
 ——— Gins in Sind, 413.
 ——— Madras, 1861-62, 420.
 Court of Small Causes, N. W. Provinces, 186, 396.
 ——— Calcutta, 136.
 ——— Madras, 168.
 ——— Bombay, 222.
 Cuddalore, 281.
 Cuddapah, 281.
 Cumbum, 281.
 Cunningham, Col. A., 91.
 Curlew Island, 280.
 Currency Notes, 132.
 Customs Revenue of Bombay, 1861-62, 335.
 ——— Madras, 1861-62, 424.
 ——— of Bombay, 27.
 ——— Bengal, 61.
 ——— British Burmah, 112.
 Cuttack, 281.
 ——— Trade of, 14.
 D
 Dangs, The, 227.
 Deb Rajah, The, 451.
 Dehra Doon, Tea in, 202.
 ——— Irrigation in, 203.
 Dhamra Tree, The, 395.
 Dharwar, Cotton in, 237.
 Dhoolia Talooka, 392.
 ——— People of, 393.
 ——— Assessment of, 391.
 Dhurm Rajah, The, 451.
 Dispensaries, Civil, Madras, 300.
 ——— Punjab, 480.
 Dost Mahomed, Death of, 478.
 Drunkenness in Coorg, 125.
 ——— Bombay, 469.
 E
 Education, Punjab, 475.
 ——— N. W. Provinces, 1861-62, 177.
 ——— Central Provinces, 42.
 ——— Bengal, 66.
 ——— Onda, 99.
 ——— British Burmah, 113.
 ——— Mysore, 119.
 ——— Coorg, 126.
 ——— Statistics of Bengal, 112.
 ——— Bombay, 233-31.
 Electric Telegraph Department, Administration of, 1860-61, 5.
 ——— 1861-62, 9.
 ——— Cost of, 8.
 ——— Messages sent by, 9.
 Emigration from Bombay, 236.
 ——— Calcutta, 69.
 Excise, Punjab, 475.
 Expenditure, Imperial, 129.
 External Commerce, Madras, 151.
 ——— in Punjab, 353.
 ——— Comparative Statistics of, 381.

F

- Fairs, Central Provinces, 49.
 Female Schools in N. W. Provinces,
 183.
 ----- Punjab, 476.
 Finance, N. W. Provinces, 188.
 ----- Punjab, 477.
 ----- Bengal, 64.
 ----- Central Provinces, 43.
 ----- Oudh, 98.
 ----- British Burmah, 113.
 ----- Mysore, 121.
 ----- Coorg, 126.
 Firewood, Madras, 300.
 Fisheries, Bengal, 342.
 Flax in Scharunpore, 205.
 Forest Conservancy, Madras, 1862-
 63, 426.
 Forests in Oudh, 103.
 ----- British Burmah, 115.
 ----- Coorg, 128.
 ----- N. W. Provinces, 193.
 ----- in Central Provinces, 47.
 ----- Bombay, 236.
 ----- Sind, 236.
 ----- Madras, 298.
 ----- Salem, 298.
 Forgery, Money, The, 165.

G

- Ganges Canal, Expenditure on, 1861-
 62, 192.
 Gardens, Govt. Ootacamund, 300.
 Geological Survey of India, 372.
 ----- Bengal, 373.
 ----- Madras, 373.
 ----- British Bur-
 mah, 374.
 ----- Bombay, 374.
 ----- Publications,
 374.
 ----- Museum, 375.
 ----- Library, 375.
 Gipsy Tribes in Punjab, 474.
 Government Estates, Sale of, 343.
 Grant, Sir A., 233.
 ----- Sir J. P., 81.
 Grants-in-Aid, Bengal, 141, 149.
 ----- Bombay, 383.
 ----- N. W. Provinces, 184.
 Guarantee System, 93.
 Guicowar, The, 227.
 Guntoor, 282.

- Gurhwal, Tea in, 202.
 Guzerat, 227.

H

- Henzadab, 282.
 Herat, 478.
 Hospitals, Central Provinces, 49.
 ----- Bengal, 71.
 ----- Oudh, 105.
 ----- British Burmah, 116.
 ----- Bombay, 235.
 ----- Madras, 276.
 Howard, Mr., His report on Public
 Instruction, 376.
 Hyderabad, 282.
 ----- Assigned Districts, 1862-
 63, 459.
 ----- Justice in, 459.
 ----- Police, 460.
 ----- Jails, 461.
 ----- Disease, 461.
 ----- Revenue, 461.
 ----- Sayer, 462.
 ----- Abkariy, 462.
 ----- Salt, 462.
 ----- Income tax, 462.
 ----- Education, 463.
 ----- Public Works, 463.
 ----- Survey, 466.

I

- Income-tax, Bombay, 224.
 ----- N. W. Provinces, 49.
 ----- Statistics in N. W. Pro-
 vinces, 51 and sig.
 ----- Bengal, 63.
 ----- Madras, 165.
 ----- Bengal, 1862-63, 442.
 ----- Punjab, 475.
 India, Geological Survey of, 372.
 Indigo in Madras, 162, 425.
 Indus Notilla, 232.
 ----- The river, 366.
 Inspectors of Schools, Bengal, 150.
 ----- N. W. Pro-
 vinces, 179.
 Iron in N. W. Provinces, 194.
 Irrigation in the Doon, 203.
 ----- Nagpore, 92.

J

- Jails in Bombay, 223.

INDEX.

v

Jails in Bengal, 58.
 ———— Oudh, 97.
 ———— British Burmah, 111.
 ———— Mysore, 119.
 ———— N. W. Provinces, 1859-60,
 195, 196.
 ———— N. W. Provinces in 1862,
 406.
 ———— Deaths in, 407.
 ———— Education in, 408.
 ———— Madras, 1860-61, 415.
 ———— Prisoners in, 416.
 ———— Cost of, 416.
 ———— Punjab, 474.
 Jaulnah, 283.
 Jenm, Right, The, 320.
 ———— History of, 322.
 Jeypore, 283.
 Justice, N. W. Provinces, 185.
 ———— Bombay, 1861-62, 221.
 ———— Central Provinces, 39.
 ———— Bengal, 56.
 ———— Oudh, 96.
 ———— British Burmah, 109.
 ———— Mysore, 117.
 ———— Criminal, Madras, 1861, 409.
 ———— in Punjab, 472.
 Jyntea Hills, Campaign in, 259.
 ———— Future Administration
 of, 264.

K

Kamptee, 283.
 Karens, The, 107.
 Kattywar, 228.
 Khandeish, 227.
 ———— Colony, 236.
 Khehat, Khan of, 230.
 Kidderpore Dockyard, 459.
 Kolapoer, 226.
 Kookies, The, 79.
 Kumaon, Tea in, 202.
 Kurnool, 284.
 ———— Forests, 427.
 Kutch, 228.
 Kyoak Phyoo, Commerce of, 363.

L

Lahore Medical College, 352.
 Land, Reclamation of, in Bombay,
 241.
 Land tax, Redemption of, 339.
 Legislation, Imperial in, 1861-62, 29.

Legislation, Bengal, 58.
 ———— Bombay, 1861-62, 221.
 ———— Imperial, 1862-63, 453.
 ———— 1861-62, 29.
 Letters registered, 3.
 Light House, Alguada Reef, 297.
 Lunatic Asylum, Madras, 277.

M

Madras, Crime in City of, 1861, 173.
 ———— Inquests in, 176.
 ———— Mortality in, 177.
 ———— External Commerce of,
 1861-62, 151.
 ———— Land Revenue, 1860 61,
 161.
 ———— Charges of Management,
 168.
 ———— Cotton, 162.
 ———— Sugar Cane in, 162.
 ———— Indigo in, 162.
 ———— Sanitary condition of, 1861-
 62, 419.
 ———— Hospitals, 276.
 ———— Lunatic Asylum, 277.
 ———— City of, 284.
 ———— Deaths in, 1860, 257.
 ———— Crime in, 1862, 371.
 ———— Mortality in, 372.
 Madura, 285.
 ———— Forests in, 429.
 Mahabeshwur and Mundur Dew
 Road, 240.
 Mahim Talooka, 468.
 ———— Assessment, 469.
 Malacca, 285.
 Marine Department, 1862-63, 458.
 ———— Punjab, 478.
 ———— British Burmah, 113.
 ———— Bengal, 69, 83.
 Masulpatan, 286.
 Mawul Talooka, The, 388.
 ———— People of, 389.
 ———— Land tax, 390.
 Medical College, 147.
 ———— Calcutta, 448.
 ———— Madras, 302.
 ———— Lahore, 352.
 Mergui, 286.
 ———— Commerce of, 363.
 Messages, Telegraphic, 6.
 ———— Service, 7.
 Military, Public Works, 89.
 ———— in Mysore, 122.

- Military** in Central Provinces, 46.
 ----- Oudh, 163.
 ----- Bombay, 233.
 ----- Finance Department, 131.
Mineral Resources, Central Provinces, 48.
Mining in N. W. Provinces, 193.
Mint, The Calcutta, 134.
 ----- Assays, 135.
Missionaries in Cossyah Hills, 262.
Money Orders, 133.
Mortality in Madras, 1860, 358.
Moturfah in Madras, 165.
Moulmein, 287.
 ----- Commerce of, 363.
Mount St. Thomas, 290.
Muddamalay forest, 428.
Mudrissa, Calcutta, 147.
 ----- Hooghly, 147.
Municipality, Calcutta, 443.
Manipore, 462.
Muratha Country, Southern, 227.
Muscat, 228.
Mysore, Administration of, 1861-62, 117.
 ----- Justice in, 117.
 ----- Military in, 122.
 ----- Rajah of, 122.
 ----- Population, 118.
 ----- 257.
- N
- Nagpore**, Annexation of, 45.
 ----- Irrigation in, 92.
Naper, Sir C., 214.
Negapatam, 287.
Neulgherry Lands, 167.
 ----- Hills, 288.
 ----- Sholas, 430.
Nellore, 288.
Nellumber Forests, 429.
Nepaul, Frontier of, 102.
Newill's, Mr., Report, 325.
Newspapers, 3.
Normal School, Mysore, 119.
 ----- N. W. Provinces, 182.
 ----- Bombay, 386.
N. W. Provinces, Administration, 1861-62, 185.
 ----- Management of Jail, 1861, 198.
 ----- Prison Statistics, 199.
 ----- Civil Justice in, 1862, 395.
- North Arcot Forests**, 427.
Notes, Currency in, 132.
 ----- Limit of, 133.
 ----- in Bombay, 226.
Nowgong, Riot at, 79.
Nusteng, Chief of, 452.
- O
- Opium**, Bengal, 441.
 ----- Duties on, Bombay, 27.
 ----- Bengal, 63.
 ----- Oudh, 100.
 ----- Mysore, 121.
Orders, Money, 133.
Oudh, Administration of, 1861-62, 95.
 ----- Justice in, 96.
 ----- Public Works in, 101.
 ----- in, Infanticide, 102.
 ----- Agriculture in, 103.
 ----- Conservancy in, 105.
- P
- Palnook Tenure**, The, 390.
Penang, 288.
Persian Gulf, 230.
Planters, Tea, Dehra Doon, 203.
Police in Calcutta, 303.
 ----- in Bengal, 57.
 ----- in Bombay, 223.
 ----- in Punjab, 473.
 ----- Village, Madras, 1861, 109.
Portree, Trade of, 14.
Population of British Burmah, 114.
 ----- Mysore, 118.
 ----- Coorg, 127.
Post Office, Administration of, in 1861-62, 1.
 ----- Statistics, 24.
Prices, Rise of, in Madras, 163.
 ----- Bombay, 467.
Prostitution, Macpherson on, 294.
Public Instruction in Bengal, 1860-61, 138.
 ----- 1861-62, 142.*
Public Works, Ecclesiastical, 90.
 ----- Naval and Marine, 89.
 ----- Judicial, 90.
 ----- British Burmah, 113.
 ----- Mysore, 121.
 ----- Coorg, 126.
 ----- N. W. Provinces, 191.
 ----- Bombay, 231.

- Public Works, Oudh, 101, 303.
 ----- Central Provinces, 43.
 ----- Bengal in, 67.
 ----- Various Provinces, 86
 ----- Oudh, 97.
 ----- British Burmah, 109.
 ----- Coorg, 124.
 ----- N. W. Provinces, 188.
 Pulni Mountains, 169.
 ----- People of, 170.
 ----- Climate of, 170.
 Punjab, Education in, 353.
 ----- District, do., 1861, 409.
 ----- Administration, 1862-63, 471.
 ----- Stamps in, 475.
 ----- Income-tax, 475.
 ----- Education, 475.
 ----- Public Works, 477.
 ----- Post Office, 477.
 ----- Finance, 477.
 ----- Military in, 479.
 ----- Survey, 480
 ----- Tea in, 480.
- R
- Railway, Accidents, India, 269.
 ----- F. I. Railway, 270.
 ----- Madras, 270.
 ----- Bombay, 270.
 ----- Punjab, 477.
 Railways, E. Indian, 68.
 ----- E. Bengal, 69.
 ----- South Eastern, 69.
 ----- Expenditure on, 93.
 ----- Central Province, 13.
 ----- N. W. Provinces, 194.
 ----- Bombay, 232.
 Rainfall of Madras, 1861, 361.
 Rajamundry, 289.
 Rajporee Talooka, 470.
 ----- Assessment of, 470.
 Ramandroog, 289.
 Rangoon, 289.
 ----- External Commerce, 1860-
 61, 355.
 Rebellion, Cossyah, 451.
 Redemption of Land Tax, 339.
 Revenue, Coorg, 125.
 ----- Bengal, 60.
 ----- Bombay, 1861-62, 223.
 ----- Central Provinces, 40.
 ----- Oudh, 97.
 ----- British Burmah, 110.
 ----- Imperial, 129.
 Revenue in Mysore, 119.
 ----- Land, Madras, 1861-62, 417.
 ----- of Punjab, 474.
 ----- N. W. Provinces, 189.
 ----- Stamp, 129.
 Revolt, Cossyah, Causes of, 255.
 Rewa Kanta, 228.
 Road, Mahabeshwur and Mundur
 Dew, 240.
 Rughojee Bhonsla, 36.
 Ryots' holdings in Madras, 164, 419.
- S
- Salem, 290.
 Salt Department, Bengal, 1861-62,
 305.
 ----- Consumption, 307.
 ----- Supply, 307.
 ----- produce of agencies, 307.
 Salt, Bombay, 224.
 ----- N. W. Provinces, 191.
 ----- duties of Bombay, 27.
 ----- Bengal, 441.
 ----- Central Provinces, 42.
 ----- Bengal, 62.
 ----- Madras, 166.
 Salween River, 106.
 Santana, Mountam and Marine,
 278.
 Savant Wareo, 230.
 Scholarships in Calcutta Universi-
 ty, 113.
 School, Engineering, Poonah, 386.
 Schools in Cossyah hills, 265.
 ----- Female, N. W. Provinces,
 183.
 ----- Aided, N. W. Provinces,
 118.
 ----- in Bengal, 139.
 Secunderabad, 290.
 Seelashgur, 290.
 Seharunpore Botanical Gardens, 205.
 Settlers in Burmah, 107.
 Shevaroy Hills, 171.
 ----- People of, 172.
 ----- Geology of, 172.
 Shipping of Calcutta, 14.
 ----- Bombay, 28.
 Shoay (Gheen), 291.
 Showers, Brigadier-General, 255.
 Sigur forest, 266.
 Sind, Trade of, 29, 413.
 ----- Canal irrigation, 365.
 ----- Produce of, 367.

- Sind, Cotton in, 413.
 — Inland trade of, 414.
 — Finance, 415.
 — Justice in, 222.
 — Jagheers, 245.
 Singapore, 291.
 Singer, Lieut., Murder of, 79.
 Slavery in Coorg, 125.
 Sleepers, 431.
 Sonthal Districts, 80.
 Spirits in Bijnour, 219.
 Stamps in Mysore, 121.
 — Madras, 1861-62, 425.
 — in Bengal, 441.
 — Punjab, 475.
 — N. W. Provinces, 190.
 — Bengal, 63.
 — Oudh, 100.
 — Madras, 165.
 Stanley Lord, on Madras Revenue Survey, 312.
 Stationery, 71, 449.
 Students, Classification of, 149.
 Sugar-cane in Madras, 162.
 — Bijnour, 217.
 — Bombay, 224.
 Sumbulpore, 45.
 Surat Agency, 228.
 — Jail, 243.
 Survey, Revenue, Bengal, 71.
 — Oudh, 104.
 — Madras, 1858-1860, 309.
 — Bombay, 235.
 — Topographical, Pegu, 116.
 — History of, 310.
 — Lord Stanley's Despatch on, 312.
 — Rules, 313.
 — Statistics, 325.
 — Registers, 333.
 — Lower Provinces, 1861-62, 314.
 — Geological of India, 372.
 — Bengal, 373.
 — Madras, 373.
- T
- Talpoor, The Jagheers, 247.
 Tanjore, 292.
 Tatta, Syuds of, 248.
 Tavoy, Commerce of, 363.
 Taxation, Coffee lands in Wynaad, 328.
- Taxes in Cossyah Hills, 265.
 Tea Cultivation in Assam, 73, 449.
 — Darjeeling, 75, 450.
 — on the Pulni Hills, 170.
 — in the Dehra Doon, 202.
 Tea in Punjab, 480.
 — Ghurwal, 202.
 — Kumaon, 202.
 — Cachar, 449.
 — Madras, 299.
 — on the Neilgherries, 431.
 Teachers, Training of, 386.
 Teak, Sources of, 273.
 — of, Forests, Siamese, 274.
 — at Nellambur, 298.
 Tellicherry, 292.
 Temperature, average, Madras, 1861, 361.
 Thayetmyo, 292.
 Tipperah, Survey of, 344.
 — Rajah of, 452.
 Tobacco in Bijnour, 218.
 Tonghoo, 293.
 Trade in Oudh, 102.
 — Madras, 152.
 — Calcutta, 16, 17.
 — Bombay, 19, 20.
 Tranquebar, 293.
 Trichinopoly, 293.
- U
- University, Calcutta, 143.
 — Scholarships in, 143.
 — Degrees, 144.
 — of Bombay, 233.
- V
- Vaccination in Punjab, 480.
 — British Burmah, 116.
 — Mysore, 122.
 — Coorg, 128.
 — Madras, 163.
 — N. W. Provinces, 194.
 — Agra Division, 204.
 — Rohilcund, 206.
 — Kumaon, 206.
 — Gurhwal, 206.
 — Cawnpore, 210.
 — Benares, 210.
 — Statistics, N. W. P., 213.

INDEX.

ix

Vaccination in Hyderabad Assigned Districts, 466.	Walwa Talooka, People of, 467.
Vellore, 293.	Waste Lands, Beugal, 341.
Vernacular Schools in Bengal, 141, 148.	----- Madras, 266.
----- N. W. Provinces, 179.	----- Oudh, 104.
Village Police, Madras, 1861, 409.	Wood, Sir C., on Sind Jagheers, 249.
Vizagapatam, 293.	Wynaad forest, 266, 429.
Viziangram, 294.	----- History of, 315.
	----- Physical description, 317.
	----- Coffee in, 318.
	----- Survey of, 329.
W	Z
Walwa Talooka, 466.	Zanzibar, 228.
--- Assessment of, 466.	

Read on ... 11.3.77
 6144
 G. R. No. ... 23658





954/ANN/R/2



95826

