

PROJECT 10073 RECORD

1. DATE - TIME GROUP 29 AUG 57 2000/29	2. LOCATION Lake Huron, MICHIGAN
3. SOURCE CIVILIAN	0. CONCLUSION Object not observed PHOTO; Processing irregularity
4. NUMBER OF OBJECTS 1	
5. LENGTH OF OBSERVATION N/A	11. BRIEF SUMMARY AND ANALYSIS Object was not observed but appeared in photo.
6. TYPE OF OBSERVATION N/A	
7. COURSE N/A	
8. PHOTOS <input checked="" type="checkbox"/> Yes <input type="checkbox"/> No	
9. PHYSICAL EVIDENCE <input type="checkbox"/> Yes <input checked="" type="checkbox"/> No	

Received 1 Aug 68 in TDPT (UFO)

APPENDIX B

N.C.I.O.

AUG 67

U.S. AIR FORCE TECHNICAL INFORMATION

This questionnaire has been prepared so that you can give the U.S. Air Force as much information as possible concerning the unidentified aerial phenomenon that you have observed. Please try to answer as many questions as you possibly can. The information that you give will be used for research purposes. Your name will not be used in connection with any statements, conclusions, or publications without your permission. We request this personal information so that if it is deemed necessary, we may contact you for further details.

1. When did you see the object?

? / Aug / 1967
Day / Month / Year

2. Time of day: 17 / 45
Hour / Minutes

(Circle One): A.M. or P.M.

3. Time Zone:

(Circle One): a. Eastern
b. Central
c. Mountain
d. Pacific
e. Other _____

(Circle One): a. Daylight Saving
b. Standard

4. Where were you when you saw the object?

Mayflower Lake road / Browley / Calif
Nearest Postal Address / City or Town / State or County

5. How long was object in sight? (Total Duration)

____ / ____ / about 20
Hours / Minutes / Seconds

a. Certain
b. Fairly certain
c. Not very sure
d. Just a guess

5.1 How was time in sight determined? _____

5.2 Was object in sight continuously? Yes No _____

6. What was the condition of the sky?

DAY
a. Bright
b. Cloudy
NIGHT
a. Bright
b. Cloudy

7. IF you saw the object during DAYLIGHT, where was the SUN located as you looked at the object?

(Circle One): a. In front of you
b. In back of you
c. To your right
d. To your left
e. Overhead
f. Don't remember

8. IF you saw the object at NIGHT, what did you notice concerning the STARS and MOON?

8.1 STARS (Circle One):

- a. None
- b. A few
- c. Many
- d. Don't remember

8.2 MOON (Circle One):

- a. Bright moonlight
- b. Dull moonlight
- c. No moonlight - pitch dark
- d. Don't remember

9. What were the weather conditions at the time you saw the object?

CLOUDS (Circle One):

- a. Clear sky
- b. Hazy
- c. Scattered clouds
- d. Thick or heavy clouds

WEATHER (Circle One):

- a. Dry
- b. Fog, mist, or light rain
- c. Moderate or heavy rain
- d. Snow
- e. Don't remember

10. The object appeared: (Circle One):

- a. Solid
- b. Transparent
- c. Vapor
- d. As a light
- e. Don't remember

11. If it appeared as a light, was it brighter than the brightest stars? (Circle One):

- a. Brighter
- b. Dimmer
- c. About the same
- d. Don't know

11.1 Compare brightness to some common object:

12. The edges of the object were:

- (Circle One):
- a. Fuzzy or blurred
 - b. Like a bright star
 - c. Sharply outlined
 - d. Don't remember

c. Other It appeared as a reddish-orange and oval shaped light

13. Did the object:

(Circle One for each question)

- | | | | |
|---|-----|-----------|------------|
| a. Appear to stand still at any time? | Yes | <u>No</u> | Don't know |
| b. Suddenly speed up and rush away at any time? | Yes | <u>No</u> | Don't know |
| c. Break up into parts or explode? | Yes | <u>No</u> | Don't know |
| d. Give off smoke? | Yes | <u>No</u> | Don't know |
| e. Change brightness? | Yes | <u>No</u> | Don't know |
| f. Change shape? | Yes | <u>No</u> | Don't know |
| g. Flash or flicker? | Yes | <u>No</u> | Don't know |
| h. Disappear and reappear? | Yes | <u>No</u> | Don't know |

14. Did the object disappear while you were watching it? If so, how?

I was watching the object for about 15 sec then it just disappeared.

15. Did the object move behind something at any time, particularly a cloud?

(Circle One): Yes No Don't Know. IF you answered YES, then tell what it moved behind: _____

16. Did the object move in front of something at any time, particularly a cloud?

(Circle One): Yes No Don't Know. IF you answered YES, then tell what in front of: _____

17. Tell in a few words the following things about the object:

a. Sound NONE

b. Color Bright reddish-orange color

18. We wish to know the angular size. Hold a match stick at arm's length in line with a known object and note how much of the object is covered by the head of the match. If you had performed this experiment at the time of the sighting, how much of the object would have been covered by the match head?

It was fairly far away and if I did hold up a match it would cover it would. It was oval.

19. Draw a picture that will show the shape of the object or objects. Label and include in your sketch any details of the object that you saw such as wings, protrusions, etc., and especially exhaust trails or vapor trails.

Place an arrow beside the drawing to show the direction the object was moving.

Dark spots of orange



Not Certain

20. Do you think you can estimate the speed of the object?

(Circle One) | Yes No

IF you answered YES, then what speed would you estimate? _____

21. Do you think you can estimate how far away from you the object was?

(Circle One) | Yes No

IF you answered YES, then how far away would you say it was? about 10 miles

22. Where were you located when you saw the object?

(Circle One):

- a. Inside a building
- b. In a car
- c. Outdoors
- d. In an airplane (type) _____
- e. At sea
- f. Other _____

23. Were you (Circle One)

- a. In the business section of a city?
- b. In the residential section of a city?
- c. In open countryside?
- d. Near an airfield?
- e. Flying over a city?
- f. Flying over open country?
- g. Other _____

24. IF you were MOVING IN AN AUTOMOBILE or other vehicle at the time, then complete the following questions:

24.1 What direction were you moving? (Circle One)

- | | | | |
|--------------|--------------|--------------|--------------|
| a. North | c. East | e. South | g. West |
| b. Northeast | d. Southeast | f. Southwest | h. Northwest |

24.2 How fast were you moving? _____ miles per hour.

24.3 Did you stop at any time while you were looking at the object?

(Circle One) | Yes No

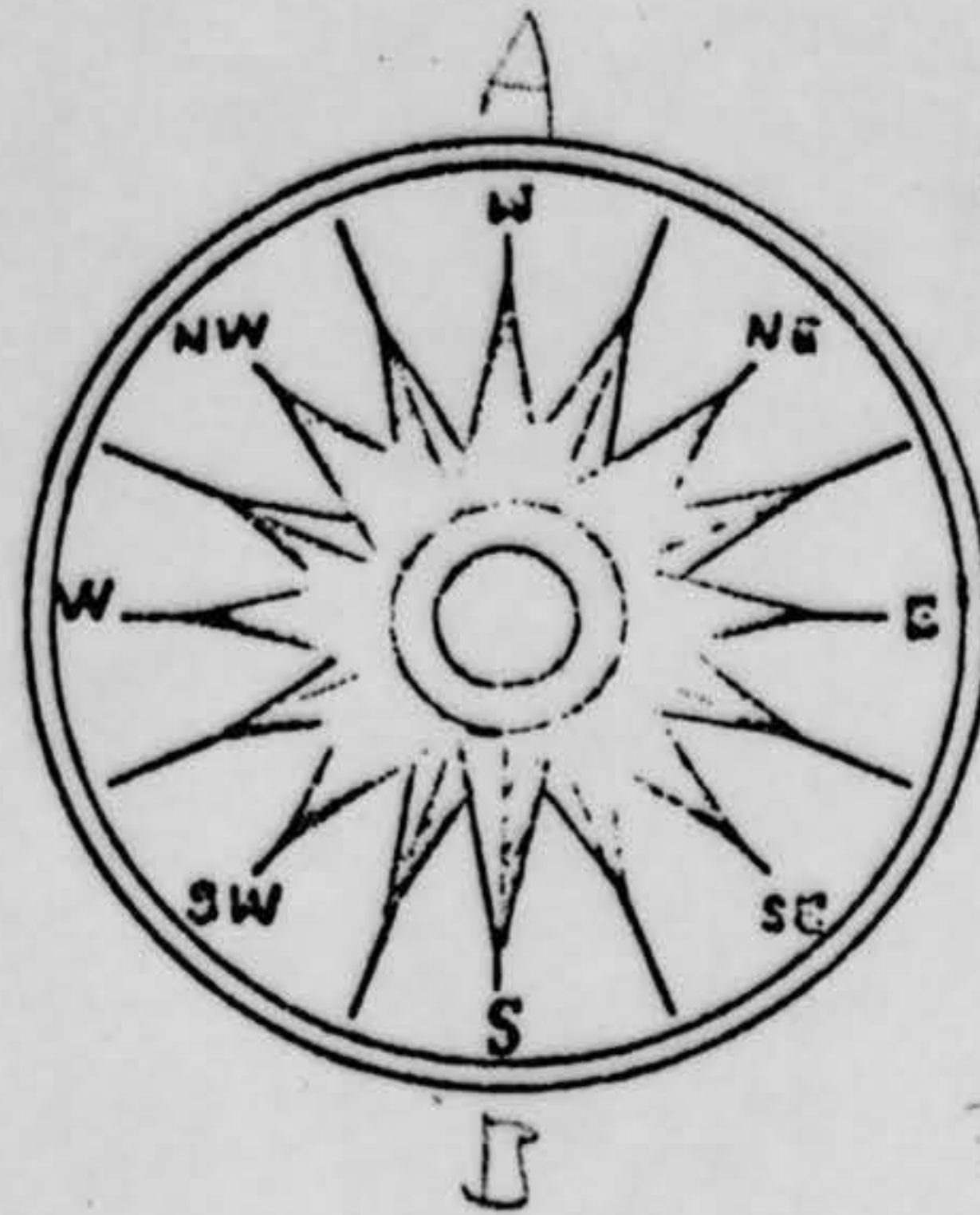
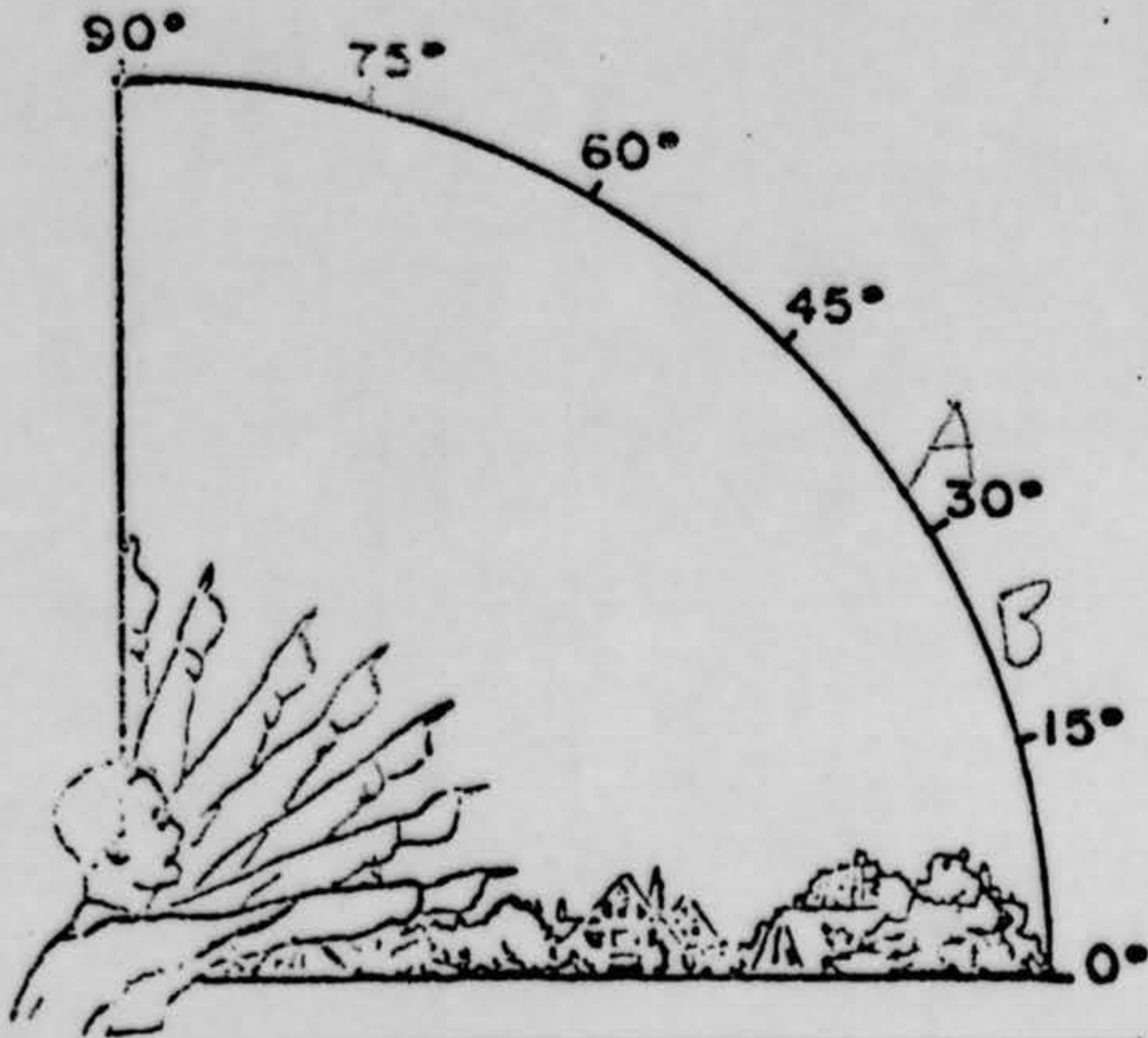
25. Did you observe the object through any of the following?

- | | | | | | |
|-----------------|-----|--|----------------|-----|--|
| a. Eyeglasses | Yes | <input checked="" type="checkbox"/> No | e. Binoculars | Yes | <input checked="" type="checkbox"/> No |
| b. Sun glasses | Yes | <input checked="" type="checkbox"/> No | f. Telescope | Yes | <input checked="" type="checkbox"/> No |
| c. Windshield | Yes | <input checked="" type="checkbox"/> No | g. Theodolite | Yes | <input checked="" type="checkbox"/> No |
| d. Window glass | Yes | <input checked="" type="checkbox"/> No | h. Other _____ | | |

26. In order that you can give us clear a picture as possible of what you saw, describe in your own words a common object or objects which, when placed up in the sky, would give the same appearance as the object which you saw.

That is very difficult to do, but
I guess it would look sort of like
a red light bulb

27. In the following sketch, imagine that you are at the point shown. Place an "A" on the curved line to show how high the object was above the horizon (skyline) when you *first* saw it. Place a "B" on the same curved line to show how high the object was above the horizon (skyline) when you *last* saw it. Place an "A" on the compass when you *first* saw it. Place a "B" on the compass where you *last* saw the object.



I saw
the next night, the same
the same thing, the same
time going in the opposite
direction

28. Draw a picture that will show the motion that the object or objects made. Place an "A" at the beginning of the path, a "B" at the end of the path, and show any changes in direction during the course.

North
A

South



29. IF there was MORE THAN ONE object, then how many were there? _____

Draw a picture of how they were arranged, and put an arrow to show the direction that they were traveling.

30. Have you ever seen this, or a similar object before. If so give date or dates and location.

NO

31. Was anyone else with you at the time you saw the object? (Circle One) Yes No

31.1 IF you answered YES, did they see the object too? (Circle One) Yes No

31.2 Please list their names and addresses:

[Redacted] (My Stepbrother)

32. Please give the following information about yourself:

NAME [Redacted] [Redacted] [Redacted]
Last Name First Name Middle Name

ADDRESS [Redacted] Brawley Calif
Street City Zone State -92227-

TELEPHONE NUMBER [Redacted] AGE 15 SEX M

Indicate any additional information about yourself, including any special experience, which might be pertinent.

I'm getting a "B" average in school
(I didn't make this up and I'm not a "crack pot")

33. When and to whom did you report that you had seen the object?

Day Month Year

I didn't report this.

34. Date you completed this questionnaire:

26	July	1968
Day	Month	Year

35. Information which you feel pertinent and which is not adequately covered in the specific points of the questionnaire or a narrative explanation of your sighting.

Well, my stepbrother and I were outside between 10:30 and 11:00, talking about stars and UFO's. I turned to one side and saw this object that I have described. I got my stepbrothers attention and we both saw it move from north to south. From the distance away I was, it looked rather big and moved very fast. I guess it moved about 20 or 30 miles in about 15 sec. then disappeared.

The next night we went out about the same time and saw the same object, the same distance above the earth moving in the opposite direction, South to North.

Make of it what you like, but you have to admitt it is very strange.

The only people I told this to were a couple of my friends.

①

NICAP MASSACHUSETTS INVESTIGATING SUBCOMMITTEE

13 Friend Court
Wenham, Massachusetts

SUBJECT: UFO Sighting - Cape Ann, Massachusetts - 8/2/67 - 19:30PM M/T
DATE: 15 August 1967
FROM: Raymond E. Fowler
Chairman: NICAP MASS SUBCOM
TO: NICAP, Washington, D.C.

SIGHTING BACKGROUND:

The initial input to NICAP MASS SUBCOM was a telephone call from Mr. William Cooper, "Gloucester Times" reporter, on the evening of 4 August 1967. A check with the "Sky-Lite" advertising company revealed that illuminated aircraft was in a holding pattern over Fenway Park in Boston during the sighting period and came nowhere near the sighting area. After initiating our investigation and concluding that the sighting was significant, I phoned the University of Colorado UFO Project via the "Early Warning Coordinator" procedure. The call was made on 7 August 1967 and the recipient of the data was Mr. James Wardsworth. On August 8th I received two calls from Colorado from Dr. Norman Levine pertaining to further enquiry and then the decision for Dr. Levine and Dr. Roy Craig to fly out to investigate. They attended a coordination-dinner meeting at my home at 1:00 PM on August 9th during which I briefed them on the sightings called in and supplied carbon copies of a witness roster which included Sighting Location, time, direction and elevation-angle for each of the 12 groups of witnesses. Our full cooperation and support was made available to them as required during their visit from 8/8 - 8/13. Some of their time was spent re-checking older sightings investigated by our Subcommittee. I believe that the first NICAP MASS SUBCOM/Colorado Team joint effort proved to be practical as-well-as enjoyable.

SIGHTING ACCOUNT:

Due to the fact that so many witnesses were involved in this sighting, I have decided to present the sighting account in a summarized fashion by Groups. The summary includes witness data, location, a copy of their sketch and a brief narrative based upon their filled-in questionnaires and other information gathered during an interview. The summarized Sighting Account is to be used with the enclosed map which lists and locates the witness groups by alphabetical designation. Detailed signed questionnaires, narratives, sketches, and larger scale maps are included in the full report to NICAP and in the NICAP MASS SUBCOM File. Due to the great number of sheets involved it would be impractical to include master copies to all recipients of this report.

LEGEND

- * - Have personally interviewed
- Ⓢ - Have interviewed by telephone
- Ⓢ - Information from Colorado Interview

INVESTIGATOR ROSNER (Cape Ann, Mass. 8/2/7)

GROUP #1	"	Raymond E. and Richard A. Fowler	
GROUP #2	"	George Kaiser	
GROUP #3	"	Raymond E. Fowler	
GROUP #4	"	Raymond E. Fowler	
GROUP #5	"	Raymond E. and Richard A. Fowler	
GROUP #6	"	Raymond E. and Richard A. Fowler	
GROUP #7	"	Raymond E. Fowler	
GROUP #8	"	"	"
GROUP #9	"	"	"
GROUP #10	"	"	"
GROUP #11	"	Robert Jackson	
GROUP #12	"	Herbert Eismann	
GROUP #13	"	Raymond E. Fowler	
GROUP #14	"	"	"
GROUP #15	"	"	"
GROUP #16	"	"	"
GROUP #17	"	"	"
GROUP #18	"	"	"
GROUP #19	"	"	"

NOTE:

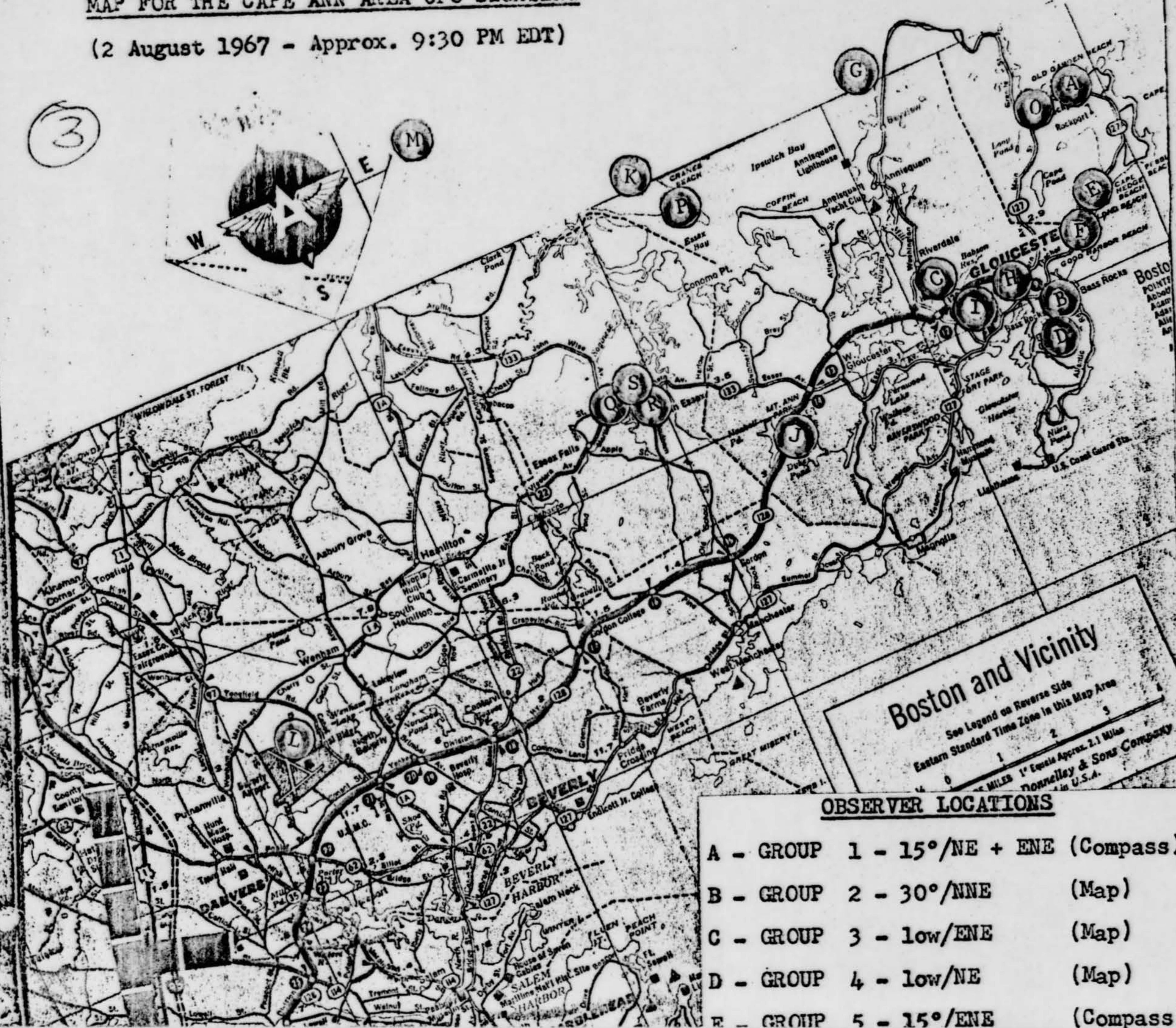
Credit should also be given to NICAP Associate Member Henry Wicham who was "Group 1". Henry, a native of Gloucester acted as our guide several times thus helping us to move quickly from one location to another.

The Gloucester Times also proved to be a great help both to NICAP MASS SUBCOM and to the Colorado Team in printing names of witnesses and sighting details. It was this newspaper through reporter William Cooper that notified me of the initial sighting details.

MAP FOR THE CAPE ANN AREA UFO SIGHTING

(2 August 1967 - Approx. 9:30 PM EDT)

3

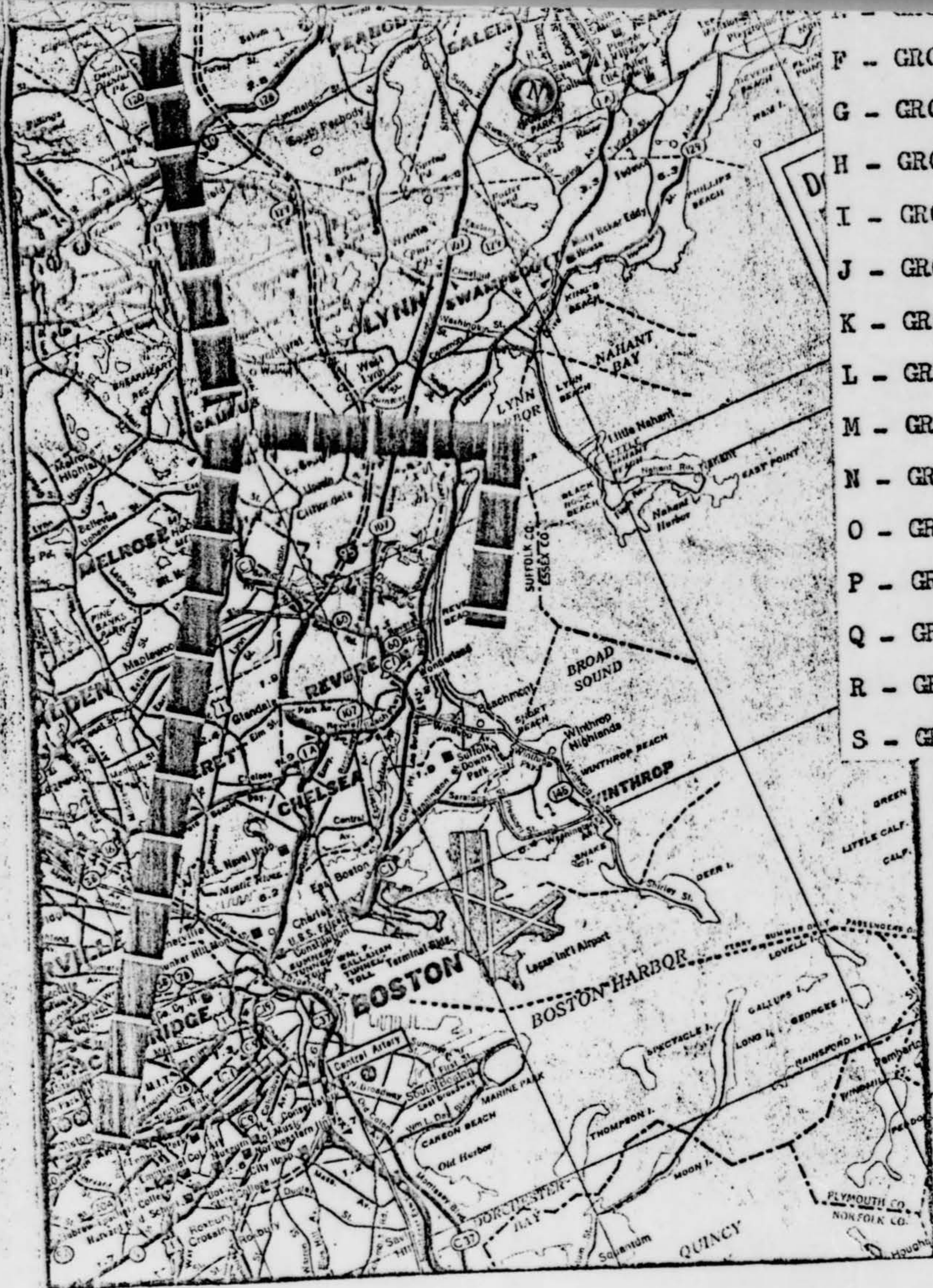


Boston and Vicinity
 See Legend on Reverse Side
 Eastern Standard Time Zone in this Map Area
 0 1 2 3
 1" Equals Approx. 2.1 Miles
 Nonnelley & Sons Company
 U.S.A.

OBSERVER LOCATIONS

A - GROUP 1	15°/NE + ENE	(Compass)
B - GROUP 2	30°/NNE	(Map)
C - GROUP 3	low/ENE	(Map)
D - GROUP 4	low/NE	(Map)
E - GROUP 5	15°/ENE	(Compass)

Case includes three (3) 8"x10" photographs
and one (1) negative.



- F - GROUP 6 - 15°/ENE (Compass)
- G - GROUP 7 - 15°/NNW (Map)
- H - GROUP 8 - low/NE (Map)
- I - GROUP 9 - 15°/NE (Compass)
- J - GROUP 10 - 10°/NNE (Map)
- K - GROUP 11 - 30°/ENE (Compass)
- L - GROUP 12 - 20°/NE (Map)
- M - GROUP 13 - 20°/ENE (Map)
- N - GROUP 14 - 6°/NNE (Observer)
- O - GROUP 15 - 30°/E (Observer-Map)
- P - GROUP 16 - 15°/ESE (Compass)
- Q - GROUP 17 - 15°/NE (Observer-Map)
- R - GROUP 18 - low/NNE (Observer-Map)
- S - GROUP 19 - low/NE (Observer-Map)

ADVERTISING PLANE FLIGHT PATH

- 1 = Take-off (Robbins' Field) 8:45 PM
- 2 = 9:00 PM (Lynnfield State Police Barracks & made 4 360°/1 mile passes)
- 3 = 9:15 PM (Back to Danvers State Hospital while checking Equipment)
- 4 = 9:30-9:55 PM (Holding over Fenway Park, Boston)
- 5 = 10:00-10:30 PM (Lynn Shore-South Lynn-Saugus-Rt. #1-Landed Robbins Field, 19 Collins St., Danvers.)

GROUP	GROUP 1	GROUP 2	
WITNESSES	*Henry Witham (29) 27 Liberty St Gloucester 283-8930 HS, Tech School Sylvania Lighting Div Old Garden Beach Rockport 9:30-9:40 PM EDT Duration = 25 sec	Miss Norma Orr 19 Mt Pleasant St Rockport 546-3311 With Henry Witham (not interviewed)	*Mrs. Cyrus Brewer South Road Gloucester 283-1570 Author, Childrens' Anti-Letter work, Mass Bass Avenue Gloucester 9:36 PM EDT (WIGAP interview being arranged)
SKETCH		3 LIGHTS STAYED ON AND THEN BLINKED OFF 2 SECONDS LATER.	
NARRATIVE	Witnesses parked overlooking ocean - suddenly 12 bright yellowish lights appeared arranged in 2 rows of six - they thought whatever it was that it would go over them and crash but it came to a stop, descended toward them, and then tilted and moved away with all lights blinking out but 3 into the sea - at its closest, the apparent size of the configuration was compared to a silver dollar or even longer - the lights were so bright that the object carrying them could not be seen - seemed attached to an object	Observed object with 3 lights - looked like they were on side of a doughnut-shaped object but with no hollow center - sketch on UFO Questionnaire like inverted bowl on upright bowl with 3 lights on rim between bowls	
GROUP	GROUP 3	GROUP 4	GROUP 5
WITNESSES	*Mr. Everett Azevedo 1 Cherry Street Gloucester 283-7178 From Driveway of home	*Mrs. Robert Fulford 10 Calder Street Gloucester 283-3012 From Driveway of home	*Robert Mann 364 Washington St Gloucester 283-5892 HS Senior Long Beach Rockport 9:10 PM EDT (Cubes) Duration=3 minutes
SKETCH			
NARRATIVE	Sighted 5 large yellow lights moving just over the trees and seemingly 3 blocks away. He could not understand why there was no sound as it was so close.	Saw 6 bright yellow lights toward Long Beach from her driveway as her family was returning home from shopping	Among group who saw a squashed circular configuration of lights hovering over water - it rose up into the haze and disappeared or put its lights out

GROUP 6

GROUP


WITNESSES

Mr. Kevin McCarthy
 106 Pine Street
 Lake City, Florida
 88 Northern
 (questioning in area)
 Good Harbor Beach
 Gloucester
 Around 9:00 PM EDT ??
 Duration = 1 minute

Miss Paula Beola (16)
 51 Warner Street
 Gloucester 283-4449
 85
 Codina Fish Co.
 Good Harbor Beach
 Gloucester
 9:35 PM EDT
 Duration 45-60 seconds

Miss Carol Gidyczin
 171 Western Avenue
 Gloucester 283-4000
 85
 Good Harbor Beach
 Gloucester
 9:30 PM EDT
 Duration = 1 minute

WITNESSES



1ST = ○ ○
 2ND = ○ ○ ○ ○ ○ ○ ○ ○ ○ ○

WITNESSES

Was walking along
 beach when it was
 called to his attention
 - he saw what 6
 yellow lights
 hovering about 25' in
 the air apparently
 over the water on the
 other side of Harbor
 Beach on Good Harbor Beach

looked like headlights
 coming through sky and
 as it came closer the
 lights multiplied and
 then I could see that
 circular disc with
 (-7 yellow/orange
 lights between the two
 - it moved at a very
 slow - I screamed and
 the boat

Dana Snowden said
 "What's in the sky?" -
 it looked like a plane
 crashing - seemed to
 stop and almost reverse
 - when first saw was
 the lights that as it
 came closer there were
 6-7 - many and Paula
 were screaming - I ran
 toward it - it left

GROUP 6

GROUP

WITNESSES

Mr. Dana Snowden
 10 Hillside Road
 Gloucester 283-1747
 (These three boys are at
 the "Outward Bound" Camp
 Good Harbor Beach
 Gloucester
 About 9:30 PM EDT
 (Will interview)

Mr. Richard Scooper
 27 Barre Street
 Gloucester 283-6191
 Good Harbor Beach
 Gloucester
 About 9:30 PM EDT
 (Will interview)

Mr. Harold Rogers
 105 1/2 Washington Street
 Gloucester 283-0594
 Good Harbor Beach
 Gloucester
 About 9:30 PM EDT
 (Will interview)

WITNESSES

How do you wish
 over the newspaper
 account -
 Gloucester Times
 8/3/87

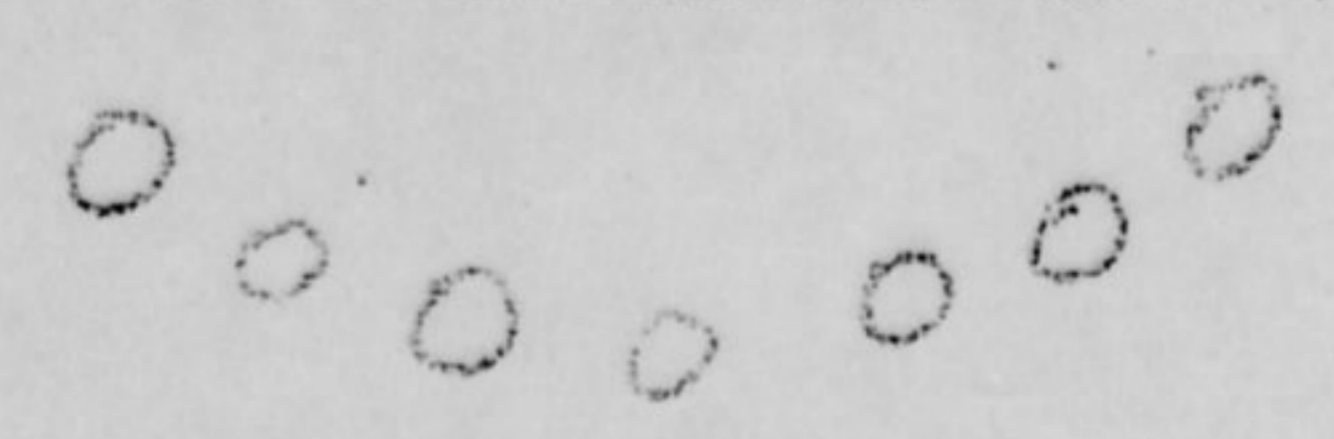



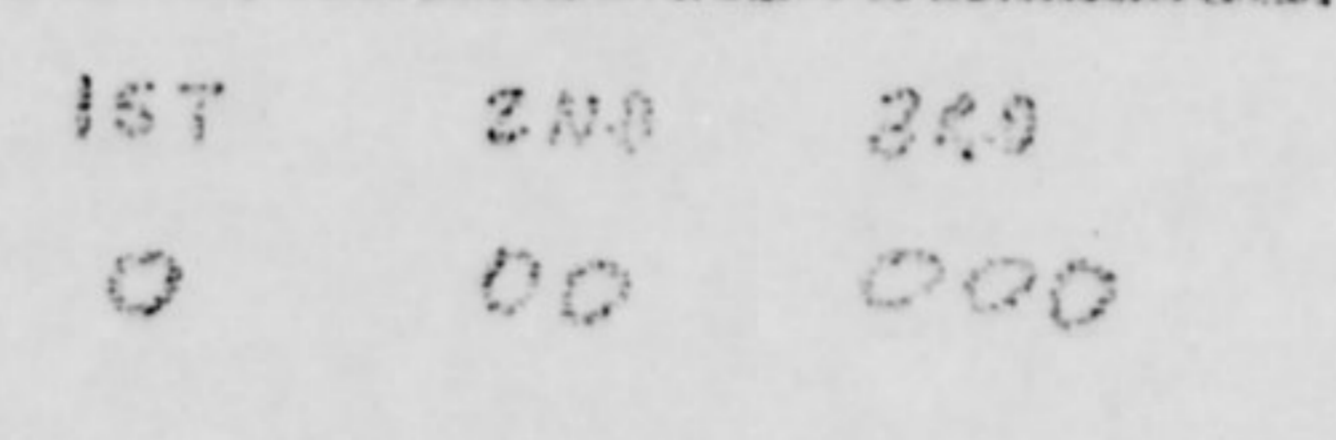
These girls started
 screaming on
 "We had six yellow lights
 and a round thing on
 the top and the bottom"
 "We all thought it was
 going to land."

GROUP		GROUP 7	
WITNESSES	<p>*Mr. Franklin Burgess 1078 Washington St Gloucester 263-5730 Tree Surgeon (Climber) Analia Tree, Manchester</p> <p>700 yds off Jones Cove Ipswich Bay, Gloucester 9:30 PM EDT Duration = 1 minute (These three men were</p>	<p>*Mr. Kenneth Hewitt 5 Haskell Court Gloucester 263-1930 Tree Surgeon (Climber) Analia Tree, Manchester</p> <p>Off Jones Cove Gloucester 9:30 PM EDT Duration = 7 Seconds all in a boat together</p>	<p>*Mr. Rene Hewitt 24a Eastern Ave Gloucester 263-5521 Tree Surgeon (Climber) Analia Tree, Manchester</p> <p>Off Jones Cove Gloucester 9:30 PM EDT Duration = 1 minute fishing</p>
SIGHTING			
NARRATIVE	<p>Bright orange lights approaching and coming on one-at-a-time until there were 6 or 7 - They brightened as they came on and dimmed as they went out one-by-one - Speed like piston-type plane - could not see what was carrying lights - est 700 yds away</p>	<p>"While returning towards Lunenburg from Coffins Beach and about 3/4 of the way we noticed a light... in a second or so another until there were six or seven" - Flash - Orange and steady - thought a plane was crashing but heard not sound could not see obj.</p>	<p>"First saw one light then around 7-8 of them appeared... was going to land on the water or on the boat... the lights started to go out in line - then it was gone"</p>

GROUP		GROUP 8	GROUP 9
WITNESSES	<p>Mr. Jeffery Bagley (18) 113 Essex Street Gloucester 263-5943</p> <p>Rotary 126/Old Rockport Road Gloucester Between 9-9:30 Duration=several secs.</p>	<p>Mr. Kenneth Hubbard (17) Mr. Jack White (17) (In car with J. Bagley)</p>	<p>*Mr. Robert Bosselman 215 Washington St Gloucester 263-5934 SOPHOMORE, U. OF MASS Chemistry Major</p> <p>Railroad Avenue Gloucester 9:30 PM EDT Duration = 10 Seconds</p>
SIGHTING			<p>TWO ENGLISH EYEBALLS OVERLAPPED ON WING</p>
NARRATIVE	<p>Noticed bright lights in sky during same time period as other sightings. Each light 15 times size of Venus and as bright. All faded away gradually.</p>	<p>(with J. Bagley)</p>	<p>Had just turned onto Railroad Avenue from Washington St and saw 6 bright stationary yellow-white lights - they dimmed as if moving directly away and went out.</p>

GROUP	GROUP 9	GROUP 10	(7)	
WITNESSES	<p>Miss. Dale Oakes 1063 Washington St Gloucester 283-4233</p> <p>(with R. Bosselman)</p> <p>Railroad Avenue Gloucester 9:30 PM EDT</p>	<p>*-Mrs. Richard Iyenne 33 Commonwealth Ave Gloucester - 283-5384 FISH FACTORY WORKER</p> <p>Rt 128 heading towards Gloucester - Rt. Ann Between 9:20-9:30 PM Duration = 1 Minute</p>	<p>*-Mrs. Evelyn Costa 124A Magnolia Ave Unlisted Number Gloucester</p> <p>Rt 128 heading towards Gloucester - Rt. Ann Between 9:20-9:30 PM Duration = 1 Minute</p>	
SKETCH				
NARRATIVE		<p>Driving toward Gloucester on Rt # 128 and saw bright lights of a yellow-orange color in the sky - they came on one-at-a-time until they were a total of 6 - Each light was as bright as star and twice the size of Venus</p>	<p>Saw a light flash on in the sky and then 5 others - they were larger and brighter than a star and yellow-orange in color - about brightness of Venus but larger - was driving home with my daughter, Mrs. Richard Iyenne - vanished behind trees</p>	

GROUP	GROUP 11			
WITNESSES	<p>*-Mr. Paul Dunn Woodside Lane Wenham, 468-1704 Jr - Rutgers University ROFLAN CO - SUMMER</p> <p>Cranes Beach Ipswich About 9:45 PM EDT Duration=30 Seconds</p>	<p>*-Mr. Winthrop Ashworth 20 1/2 Main Street Wenham 468-1521 1 Year - College OLD COLONY TRUST(Bank)</p> <p>Cranes Beach Ipswich Around 9:00 PM EDT Duration= ? Seconds</p>	<p>*-Miss Nancy Hawley 3 Grove Street Essex 768-6583 HS - Senior WAITRESS</p> <p>Cranes Beach Ipswich 9:30 PM EDT Duration = 1.5 Minutes</p>	
SKETCH				
NARRATIVE	<p>Attracted by flash in the sky and saw 6 stationary yellow-orange lights comparable in brightness to auto headlights at a distance - after about 30 seconds they faded away very rapidly.</p>	<p>saw series of lights which appeared to be connected with an object - bright as moon - they were rising slowly as if they were approaching - almost hovering then faded out rapidly</p>	<p>Saw 6-8 lights in semi-circle - each light was slightly brighter than moon - object appeared to turn around and lights went out from right-to-left</p>	

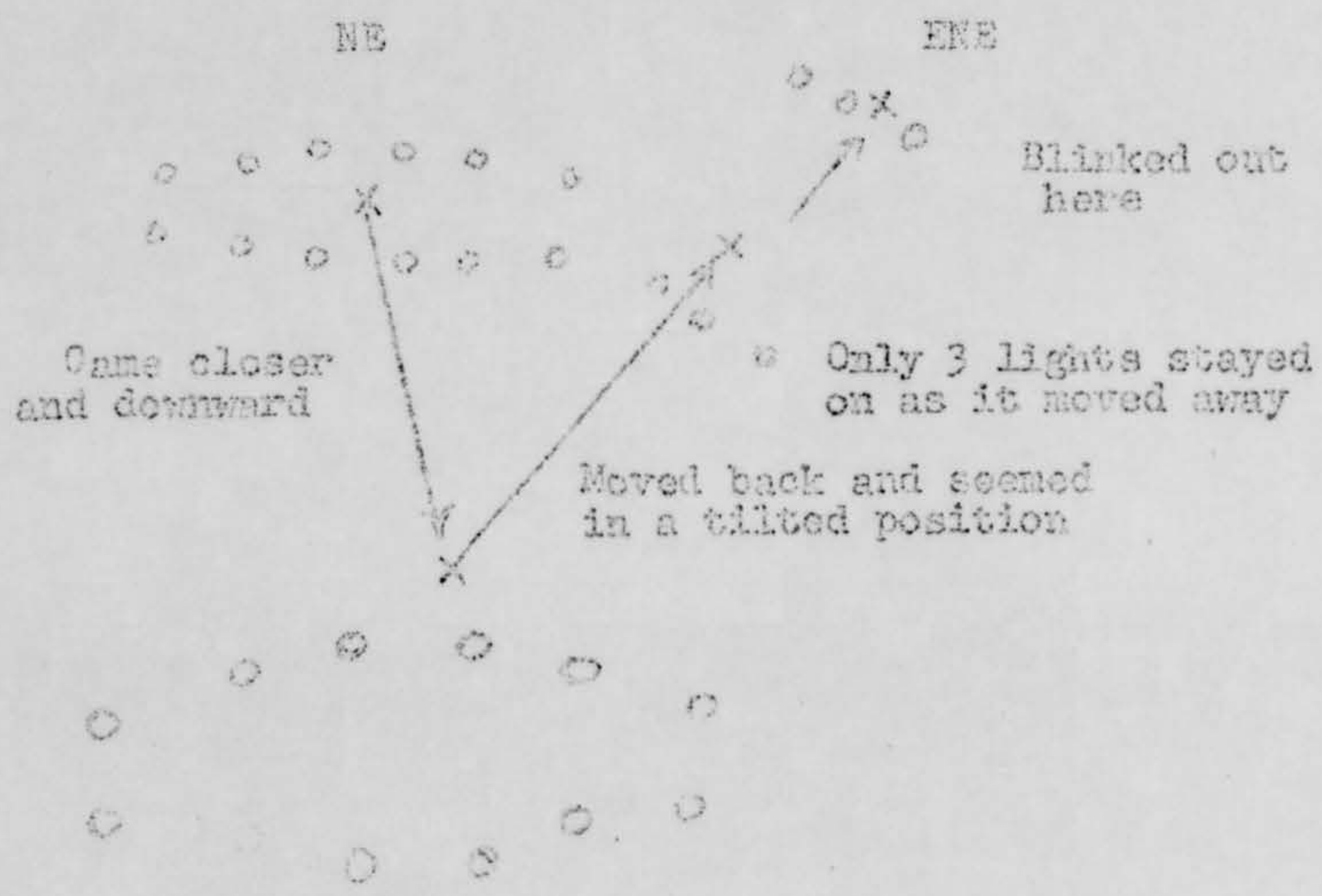
WITNESSES	<p>* - Miss Linda Amaro Southern Avenue Essex 768-6235 HS - Junior PAINTING YANKEE HOUSE</p> <p>Graves Beach Ipswich 9:30 PM EDT 1.5 Minutes</p>	<p>* Mr. Chester M. Jedd 14 Canterbury Hill Rd Ypsfield 887-2298 COMMERCIAL PILOT EASTERN AIRLINES</p> <p>Beverly Airport Parking Lot Guessed 9:15 PM EDT Duration=15 Seconds</p>	<p>* Mr. Jerry C. Howard 5 Naverhill Road Ypsfield 887-5524 SALES ENGINEER AVIANT ELECTRONICS INC (PRIVATE PILOT)</p> <p>Beverly Airport Parking Lot Guessed 9:15 PM EDT Duration=20 Seconds</p>
SKETCH			
NARRATIVE	<p>saw a string of 6-8 lights appearing in a left-to-right sequence which formed a semi-circle - very bright with yellowish tint - noticeable momentarily then moved toward then - lights brightened and then went off from right-to-left</p>	<p>just landed - saw 2 rows of bright lights approaching - 6-8 in a row - yellow top row and red bottom row - came straight toward group, hovered, then moved back at which time lights blinked out</p>	<p>with a group of pilots - saw two rows of lights approaching - red lights on bottom & yellow lights on top - they stopped, then retreated and blinked out - each light was brighter than a star</p>
GROUP	GROUP 13	GROUP 14	
WITNESSES	<p>& - Mr. Thomas Gregory 11 Warner St Ipswich 356-2639 College - 2 Years INSURANCE AGENT</p> <p>Rt # 1A North Rowley/Newbury Line 9:45 PM EDT Duration: 1 Minute</p>	<p>& - Mr. Walter H. Redding Western Avenue Essex 768-7708</p> <p>Not sure what time Duration = 15 Sec</p> <p>Salem State Teachers College - Rooftop (Between 9 and 9:30 PM)</p>	<p>Mr. Earl Collins Assoc. Prof. Science Salem State Teachers College</p> <p>Not sure of time Duration: few seconds</p> <p>Salem State Teachers College - Rooftop (Between 9 and 9:30 PM)</p>
SKETCH			
NARRATIVE	<p>Driving on Rt# 1A toward Newbury - at Rowley-Newbury Line and saw 3-12 yellow lights in a double slight Vee-shaped row proceeding parallel to him to the East -</p>	<p>saw yellow-orange lights - came on one-at-a-time at 2 second intervals until there were three and then all blinked out - seemed to be moving away - assumed it was an advertising plane</p>	<p>was looking through telescope with Redding on roof of Salem State College - just got a glimpse - whether saw it through scope or railing was in way</p>

GROUP #	GROUP # 15	GROUP # 16	GROUP # 17 9
WITNESSES	<p>* - Mr. Stephen Aro Rocky Pasture Road Gloucester 283-5478 COMMERCIAL PILOT FLIGHT INSTRUCTOR</p> <p>T-Wharf Rockport, Mass. 9:30 PM EDT (watch) DURATION: 6 seconds</p>	<p>* - Mr. William Carroll 37 Varnum Avenue Lowell 454-1420 PRIVATE GUARD</p> <p>Cranes Beach Ipswich, Mass. 9:45 PM EDT (estimated) DURATION: 10 seconds</p>	<p>& - Mrs. Barbara Honeen 36 Eastern Avenue Essex 768-6850 HOUSEWIFE</p> <p>Above Address-Backyard Essex, Mass. 9:25 PM EDT (radio) DURATION: several secs.</p>
SKETCH	<p style="text-align: center;">SEQUENCE</p>	<p>THESE THEY CAME ON ONE- BY-ONE</p>	
NARRATIVE	<p>Sighted 4-5 bright yellowish white lights the size of car headlights 100 yards away appearing and then going out in a left-to-right sequence. Pattern was crescent giving impression of being affixed to curved surface - no noise - size of DC-9 - approx 1/4 mile distance at 700' altitude - unconventional - controlled</p>	<p>4 bright white lights over ocean - four more appeared one-by-one to their left forming horizontal T-shape - appeared to hover - to have been there and suddenly turn lights on</p>	<p>Saw 4-5 steady very bright yellow-orange lights in crescent pattern moving toward Gloucester - faded away.</p>
GROUP #	GROUP # 18	GROUP # 19	
WITNESSES	<p>& - Ronald Honeen (12) 36 Eastern Avenue Essex 768-6850 Son of Group 17</p> <p>Main Street (crossing river heading toward Gloucester) DURATION: 1.5 minutes?? 9:25 PM EDT</p>	<p>& - David Oliver (12) Story Street Essex 768-6884</p> <p>At above address in yard</p> <p>DURATION: less/minute 9:30 PM EDT</p>	<p>Michael Torpey (13) 9519 Shelly Place Norfolk, Virginia Visiting David Oliver</p> <p>With David Oliver</p> <p>DURATION: less/minute 9:30 PM EDT</p>
SKETCH	<p style="text-align: center;">SEQUENCE</p>	<p style="text-align: center;">SEQUENCE</p>	
NARRATIVE	<p>In car driven by librarian who had to keep eyes on road and did not see much. Lights seemed to be 1/2 mile away at 2000 feet altitude. Light span of. to dump truck size at 1 block - moving parallel with them and then disappeared behind trees</p>	<p>Saw 2 bright yellow-orange lights flash on and then 4 more came on one-at-a-time forming an oval pattern - went out one-by-one - moving toward Gloucester</p> <p>Same as Oliver narrative.</p>	

NARRATIVES: (Cape Ann, Mass. 8/2/7) SELECTED

GROUP # 1 (Old Garden Beach Parking Lot, Rockport)

(Henry Witham): "I was parked at the Old Garden Beach Parking Lot when I saw the object. I was facing the girl I was with when I looked up and noticed the lights. I made an exclamation such as "look, a Flying Saucer"! She looked and saw lights which appeared blurry but bright to her. She has poor vision but was still able to see the lights. She wasn't able to see stars without her glasses. She got her glasses while I rolled down the window. I started to open the door but she wouldn't let me. It came in closer to us, then stopped, then went back towards its earlier position, only higher. Then it blinked out in two steps. It appeared that either 9 of the twelve or all twelve blinked out. It remained in our sight about 20-25 seconds between the blinking-out phases. The lights were of a yellowish color. When and after we saw it we were startled and felt that the object was looking or watching us. There were no other cars in the area and the houses were about 70 yards away in back of us. We were facing the object and first saw it through the front windshield.



CAR

Group # 2.

(Mrs. Cyrus ((Constance)) Brewer): "I was driving alone in my car at 9:30 on August 2, 1967 along East Avenue going towards Good Harbor Beach. All of a sudden my eyes were attracted by a very unusual sight coming into my sight through the left hand side of my windshield. I was shocked. I was interested. I stared at it as much as I could. I was driving very slowly so that I really saw the outline very well and I know that there was a band of lights in the middle. I know that the corners were a curve not pointed. I know the lights were yellowish orange (like fog lights). I admired its large, beautiful, structure. I did not stop my car. I do not enjoy night driving and would not be apt to stop and look at anything at night. Suddenly I realized the trees on the left-hand side of the street obstructed my vision. I felt I wanted to see it again so I tried to go faster. When I came to the next clearing the flying object had gone. Oh! When I did see it, it seemed to be hovering or suspended in mid-air. I could not find the lights anywhere. It scared me too!

"It was a wonderful clear night. The stars were very visible. I know the area well. The object was over the marshes behind the beach. I saw the outline clearly. The lights intrigued me. There was a yellow glow on the other side (of the object). I believe it (the object) was metal reflecting (the lights).

Personal Data-Mrs. Cyrus Brewer:

She was born in Brookline, Massachusetts and educated at the Brimmer School and at Garland Junior College in Boston. She is the wife of Cyrus Brewer, an insurance executive and graduate of the United States Naval Academy. They have four daughters and six grand-daughters. Mrs. Brewer is chairman of anti-litter projects and board member of the Garden Club Federation of Massachusetts as Litter Prevention, Junior Gardeners and Roadside Beautification, Chairman. She is also a member of the Mayflower Society, the National Society of Colonial Dames, the Junior League of Boston and the Isaac Walton League of America. She lives in Chestnut Hill and has her summer home in Gloucester, Massachusetts.

Mrs. Brewer appears to be a class A citizen heavily involved in civic affairs. She had always regarded "flying saucers" as nonsense prior to her sighting. I interviewed her in the presence of her husband and one of her daughters in a very fine home they occupy in the summers. I was impressed with her sincerity and have no doubts as regarding the authenticity of her experience. Her sighting and those at Good Harbor Beach corroborate each other and are supported by the "lights" sightings throughout the Cape Ann Area.



Photo by Bradford Bachrach

ABOUT THE AUTHOR

Constance B. Brewer was born in Brookline, Massachusetts and educated at the Brimmer School and at Garland Junior College in Boston. She is the wife of Cyrus Brewer, an insurance executive and graduate of the United States Naval Academy. They have four daughters and six granddaughters. Mrs. Brewer is chairman of anti-litter projects and board member of the Massachusetts Roadside Council, and received a Public Service Award from Keep America Beautiful, Inc. in 1964. For the past five years she has served on the board of the Garden Club Federation of Massachusetts as Litter Prevention, Junior Gardeners and Roadside Beautification, Chairman. She is also a member of the Mayflower Society, the National Society of Colonial Dames, the Junior League of Boston and the Izaak Walton League of America. She lives in Chestnut Hill and has her summer home in Gloucester, Mass.

CARLTON PRESS — NEW YORK

12
BREWER
LITTER PREVENTION
PROJECTS IN BOSTON

Cal

~~_____~~
~~_____~~
Sept. 2, 1967

Project Blue Book
AFSA
Washington, D.C. 20330

Dear Sirs:

I would like some information on unidentified flying objects. Also, while I was on my vacation, I had a picture taken of myself in which the pimage of an object was captured. The symetry is good and clear. The shape and location are out of proportion, as the sun was shining from the right side of the pic.

No trees or other objects were high enough to reflect any glare from the sun.

Location - west end, Lake Huron. Route #75. Time - approx. 3:00 P.M., Date: Aug. 19, '67. Can you tell me what it was?

Sincerely yours,
~~_____~~

NARRATIVES (continued) (Cape Ann, Mass. 8/2/7) SECRET

Group # 6 (Good Harbor Beach Parking Lot, Gloucester)

(Carol Chisholm): "We were all at the Good Harbor Parking Lot. There were six of us talking. All of a sudden Dana Knowlton said, "What's in the sky?" We all looked. It seemed to be a plane crashing because there were two bright lights but it seemed to stop and almost revolve and we saw about six or seven of the same lights. I can remember Nancy and Paula screaming but I wanted to find out exactly what it was. I was running towards it with the boys but the two boys and I stopped. To this day I don't know why I stopped but the object remained the same. The object stayed up there when we stopped about ten seconds. One by one the lights seemed to go out. We kept looking in the sky and it seemed that there was a blank spot in the sky (without stars). We realized it was not coming back, but we (the two girls and I) rode down to "Surf Side Softee" and came back to the beach and we left about 10:30 PM."

(Paula Scola): "The object was solid. It had two Discs with six or seven yellow/orange lights between the two. It moved at a tremendous speed and made no noise at all. There was a group of six of us (3 boys and 3 girls). We were outside of our cars talking and Dana pointed out the object. We all panicked at first - then we realized what it was and started to really observe it. It was in view for 45-60 seconds and then disappeared. As it disappeared the lights vanished one-by-one as though they blinked off. It headed in the direction of Rockport. Harold had tried to get the girls to keep quiet and to safety but I just kept screaming until I realized it wasn't going to harm us. That's when Carol tried to move towards it. It disappeared about 15 seconds after we quieted down."

Group # 9 (Railroad Avenue, Gloucester)

(Robert A. Besselman, Jr.): "I first noticed the lights while driving along. Just as I turned into Railroad Avenue from Washington Street, they (the lights) were in the upper left hand corner of the windshield. I pulled to the side of the road as quickly as I could and rolled down the side window observing the lights for about 4-5 seconds. There were six lights in the formation drawn below (see sketch elsewhere). They remained stationary relative to each other and the group itself appeared to be stationary in the air. All the lights dimmed in brightness by about one-half and then went out."

Group # 11 (Cranes Beach, Ipswich)

(Winthrop Ashworth): The four of us were walking down the beach towards the point in Essex when we noticed between six and twelve lights in the sky about where Cassiopeia's Chair is. The lights were arranged in a pattern as though it were a helicopter with lights from one end to the other. The lights appeared about the intensity of fireworks yet it rose only slightly on the horizon and disappeared without descending. The lights went out on the left and right sides of the object as we faced it, came back on, then faded quickly as a light loses intensity when it is turned off. The group was not upset, scared, or otherwise emotional. We discussed various possibilities for a logical explanation as a natural phenomenon. We recognized it as nothing like we had ever seen."

Group # 11 (continued)

(Paul Dunn): "While walking along the beach in a southerly direction I noticed a bright object in the sky. The object appeared to consist of six orange-yellow lights in a horizontal plane. They were to the right of and brighter than the constellation Cassiopeia. The lights appeared suddenly as headlights being turned on. They were in a line and the two on the left end seemed to become dull as the four to the right brightened. After approximately 20-30 seconds they faded rapidly away as if they had been shut off. My first impression was that they were fireworks, but they did not explode and remained visible for too long. The second thing that came to my mind was a meteorite shower, but I dismissed this thought because of the straight-line formation. I also dismissed the possibility of a conventional aircraft because of the color and number of the lights. I could not see a reflection in the water because any reflection would have been obscured by the beam from the Gloucester coast.

Group # 15

(Stephen Aro): "While getting out of my car at T-Wharf, my attention was brought to several lights in the sky over Rockport Harbor. The lights lit from left-right in a slight arc (curve at bottom). The entire sequence lasted approximately 6 seconds. The light appeared to be attached to an object which was not visible. There was no sound, position lights, rotating beacon or odor. The lights were approximately the size of car headlights 100 yards away and were yellowish-white in color. My estimation is that the object was approximately the size of a 727 Boeing and at an elevation of 700 feet. The lights went out in a left-to-right sequence after which there was no visible trace of the object. (Mr. Aro believed the object to be intelligently-controlled as the lights lit at even intervals in a left-to-right pattern and went out in the same manner. He is acquainted with conventional aircraft and is very familiar with the "Sky-Lite" craft as it was hangered at Beverly Airport for several years. What he saw was unusual and not conventional he insisted.)

Group # 16

(William Carroll): "On August 2, 1967 at approximately 10:00 PM at the film location for the movie "Crown Caper", a female companion and myself were keeping guard of the movie site. Prior to the sighting we were sitting in a jeep located beside the movie site. I don't know if the lights themselves caught my eye or just a chance glance but there appeared 4 white lights over the ocean. Approximately 4 more white lights then joined the originals forming a "T" shape. These last 4 lights did not come from an direction but appeared to have been there and then turned on. Each light began to fade and finally disappear not together but starting with the lower part of the "T" and working up to the top of the "T". I did not notice any change in brightness of these lights and did not take notice as to whether they were moving or not. This episode took approximately 8-10 seconds".

SIGHTING DATA SUMMARY (Cape Ann, Mass. 8/2/7)

LEGEND

- | | | |
|--------------------------------------|------------------------|--------------|
| F = No. of Feet | P = Yes | LTS = Lights |
| M = No. of Miles | N = No | V = Flat Vee |
| C = X 100 | I = Fear | S = Straight |
| K = X 1000 | ? = Curious | U = U-shaped |
| D = Size of moon's disc | R = Right | Crescent |
| G = Size of type coin at arms length | L = Left | O = Squashed |
| YL = Yellow | DM = Dark mass | Oval |
| RD = Red | A = Ascended into haze | % = Inverted |
| OR = Orange | OB = Object | saucer on |
| * = 2 inches at arms-length | | saucer |

GROUP #	1	2	3	4	5	6	7	8	9	10	11	12	13	14
Direction 1st Seen	NE	NNE	ENE	NE	ENE	ENE	NNW	NE	NE	NNE	ENE	NE	ENE	NNE
Direction last seen	ENE	NNE	ENE	NE	ENE	ENE	NNW	NE	NE	NNE	ENE	NE	ENE	NNE
Est. Time (hr)	9:30	9:30	9:30 10:00	9:30	9:10	9:30	9:30	9:00 -9:30	9:30	9:30	9:30	9:15	9:45	9:00 9:30
Elevation	15°	30°	free top level	low	15°	15°	15°	low	15°	10°	30°	20°	20°	6°
No./Color of Lights	12 YL	3 M-OR	5 YL	6 YL	6-10 YL	6-7 YL	6-8 OR	3-10 YL	6 YL	6-8 YL-OR	6-8 YL-OR	12-15 M-RD	3-12 YL	3 YL
LTS appear in sequence	N	N			N	P	P	P	N	P	P	N	N	?
LTS vanish in sequence	P			P	N	P	P	N	N		P	N	P	N
LTS steady	P	P	P	P	P	P	P	P	P	P	P	P	P	P
Approached	P		N		N	P	P	P	N		P	P		
Moved Away	P		P	P	A	P		P				P	P	?
Object seen	N	P	N	N	N	P	N	N	N	N	N	N	N	N
Hovered	P	P	N	P	P	P	P	N	P	P	P	P	N	N
Apparent Size	100%	*		large	1/2D	50%	2D	3D	1D	L-5D	3-30D	100%	1D	
Est. Size	large	large	large	large		large	large				large	50%	50%	
Est. Dist.	1/4M	3/4M	3 blocks	close		close	2KF	2M	Far	1/4M		1KF	1M	3-5M
Est. Alt.	low	low	just above level	free-top level		low	low			low	300F	low	2KF	
Shape	O	OB-% LT-S	S	U	O	OR-% LT-U	S	see sketch	S	S-O	U	V	V	
Sound	I	N	N	N	N	N	N	N	N	N	N	N	N	
Response	I, ?	I, ?	?	?	?	I, ?	I	?	?	I, ?	I, ?	Y	Y	?

SIGHTING DATA SUMMARY (Cape Ann, Mass. 8/2/7)
(Continued)

GROUP #	15	16	17	18	19	
Direction 1st Seen	E	ESE	NE	NNE	NE	
Direction last seen	E	ESE	NE	NNE	NE	
Est Time (PM)	9:30	9:45	9:25	9:25	9:30	Group 17 = Radio time
Elevation	30°	15°	15°	low	low	
No./Color of Lights	6 YL	6-8 White	4 YL-OR	YL-OR	YL	
LTS appear in sequence	P	P		P	P	
LTS vanish in sequence	P	P			P	
LTS steady	P	P	P	P	P	
Approached	N	N				Groups 17, 18, 19 state NO moving towards Worcester.
Moved Away	N	N	P	P	P	
Object Seen	N	E	N	N	N	
Hovered	P	P	N	N	N	
Apparent Size	OR	10%	1D	4D		
Est Size	170F			***		Bl larger than dump Crk a block away ***
Est Distance	1/4M			1/2M		
Est Altitude	700F			2000F		
Shape	U	**	U	S to U	O	
Sound	N	N	N	N.	N	
Response	?	?	?	?	?	

EVALUATION DATA: (Cape Ann 8/2/7) Mass.)

I. ASTRONOMICAL

- A. A possible "motor-train" was ruled out after discussing details with NICAP Special Advisor Walter N. Webb, Chief Lecturer in Astronomy at Hayden Planetarium and checking fire-ball activity through the office of Mr. James Cornell, Public Information Officer, Smithsonian Astrophysical Observatory.
- B. No known Astronomical phenomena applicable.
- C. General statements by witnesses pertaining to Astronomical data during the sighting date, location and time were not contrary-to-fact.

II. MAN-MADE

A. BALLOONS (Information from Cambridge Research Labs three-fold:

- 1. Weather Balloons - This type 5-6 feet in diameter and carry no running lights. 3 set aloft daily from CRL in AM, Noon and PM. This type of balloon would not account for description of UFO.
- 2. Research Balloons - No large research balloons are being used in this area at the present time and no known research balloon would carry strings of yellow-orange lights as described by UFO witnesses.
- 3. CRL statement: "We can say categorically that what was described was not one of our experiments"
- 4. Change of direction at variance with wind.

B. SATELLITE(s):

- 1. Smithsonian Astrophysical Observatory stated that only the PAGIOS satellite was transiting the Boston area near the UFO sighting time. However, it resembles a faint star and moves slowly for 45 minutes across the sky. Its description does not fit that of UFO.
- 2. PAGIOS DATA - Transit Time: 9:25 PM EDT
Elevation: 35° NE
Transit: SE to NW

EVALUATION DATA (Cape Ann, Mass. 8/2/7) - continued

C. AIRCRAFT

1. Advertising Plane - "Sky-Lite" Company only operator of night-flying illuminated aircraft. Its one Tri-Pacer Cub with 4 white panels was over Fenway Park, Boston during the sighting time. Manager Joseph Bodina gave me his flight path information which is plotted on a map elsewhere in this report.

2. I checked the following local Civilian and Government installations and no one knew of an airplane or helicopter in the sighting area carrying bright yellow-orange lights as described.

a. Massena AFB - Major Ward, UFO Officer, had not received any UFO reports for that date and knew of no aircraft with unconventional lights in the area except the "Sky-Lite" Cub which was in Boston at that time and which did not go near the sighting area.

b. Other Airports - Beverly Airport, Beverly; Robbins Field, Danvers; and Plum Island Airport - All negative

c. Coast Guard Installations -

(1) SALEM - The Watch remembered seeing the advertising plane over Lynn Beach, 7 miles SW of Salem but its conventional running lights were easily visible. Received no UFO calls.

(2) GLOUCESTER - Knew of no aircraft in the sighting area but received two phone calls and a personal report from an Airline Pilot who saw the UFO.

(3) THATCHERS ISLAND, ROCKPORT - Negative

(4) ANNISQUAM HARBOR LIGHT HOUSE - Negative

(5) EASTERN POINT LIGHT HOUSE - Negative

III. WEATHER (U.S. Weather Bureau, Logan Airport, Boston, Mass.)

DATE:	2 August 1967	WIND SPEED:	10 Knots
TIME:	9:30 PM EDT	CEILING:	35,000 (High thin clouds)
TEMP:	67°	VISIBILITY:	15 Miles
WIND:	140° (about SE)		

CHAIRMAN'S EVALUATION (Cape Ann, Mass. 8/2/67)

This object was viewed under excellent weather conditions by at least 250 people according to a statistical statement by the University of Colorado UFO Project Investigating Team.

The similarity of descriptions given by many people independently viewing the UFO from different locations leaves no doubt in my mind that they were observing the same object. Some of the witnesses (Airline, Commercial and Private pilots) are considered trained observers and each were personally convinced that they were looking at an unconventional object. A conventional object has been ruled out for the following reasons in-addition-to those listed under EVALUATION DATA:(Aircraft):

1. The actual object carrying the lights was seen by witnesses in the Good Harbor Beach, Gloucester area (Groups 2 and 6) and bore no resemblance to any conventional operational aircraft. (see sketches)
2. No one saw conventional aircraft identification lights which all aircraft must carry.
3. The lights that were seen were not conventional either in color, behaviour (steady) or configuration. The crescent and oval configurations gave the observers the impression that they were affixed to a curved surface thus supporting the "object" sightings of Group 2 and Group 6.
4. No engine or other sound was heard from the UFO even at close range.
5. Its maneuvers, hovering, rapid direction-reversal without curve radius and seemingly low-level flight were unconventional and dangerous.
6. There were no aircraft in the area carrying such unconventional lights according to sources already noted under EVALUATION DATA.
7. Both Henry Withem (Group 1) and Stephen Aro (Group 15) are familiar with the "Sky-Lite" -type advertising plane and stated it bore no resemblance. There is only one such plane operating in this area and, as noted elsewhere, it was over Fenway Park, Boston during the sighting period.

The possibility of blimps and balloons were ruled out as already noted under EVALUATION DATA.

There has been other UFO activity in the Eastern, Massachusetts and Eastern, N.H. areas. They have received little publicity.

EVALUATION(continued-Cape Ann, Mass. 8/2/67)

The object exhibited characteristics typical of other UFO sightings from all over the world. For example:

1. The inverted saucer or upright saucer configuration with lights or ports around the connecting circumference.
2. The description of a string of yellow-orange/red lights.
3. The straight to flat VEE to crescent to circular light patterns noted by observers from different angles.
4. The ability to hover and dart away.
5. The ability to perform direction reversals seemingly without a curve-radius.
6. Complete lack-of-sound and visible means of propulsion.
7. The sequential appearance and disappearance of the string of lights. (cf. Exeter, N.H. 9/3/65 and Newton, N.H. 7/26-27/67 among others).

It is therefore my conclusion that the Cape Ann Area, Massachusetts sighting of 2 August 1967 definitely falls into the category of an UNKNOWN.

CHAIRMAN'S COMMENTS

It is interesting to note that on-the-surface, the witnesses represent people from a broad cross-section of society differing in interests, occupation and financial status. Most of them had given little previous thought to the UFO Problem. It serves to help demonstrate that 1) many types of people see UFOs and 2) that the observations made by un-trained casual observers were essentially the same when compared with the data obtained by trained observers who were witnesses to the same incident.

The fact that the UFO was seen over a fairly-large area would indicate either it was extremely large with exceptionally bright lights at a greater altitude than supposed or that it darted about from one area to another within a very short space of time. It was interesting to note that a similar sighting took place during the same evening from Hermit Island, Casco Bay, Maine. One wonders how many others from other areas sighted the object.

Respectfully Submitted,
Raymond E. Fowler
Raymond E. Fowler
Chairman: NICAP MASS SUBCOM

No Case Info Only

PERMISSION TO USE NAMES IN ANY PUBLICATION OPEN TO THE PUBLIC IS NOT GRANTED.

EDWARD J. NEITZ, JR.
PRIVATE U.F.O. INVESTIGATOR

U.S. AIR FORCE TECHNICAL INFORMATION

Bethlehem Pa. 12011

This questionnaire has been prepared so that you can give the U.S. Air Force as much information as possible concerning the unidentified aerial phenomenon that you have observed. Please try to answer as many questions as you possibly can. The information that you give will be used for research purposes. Your name will not be used in connection with any statements, conclusions, or publications without your permission. We request this personal information so that if it is deemed necessary, we may contact you for further details.

1. When did you see the object?

4 8 67
Day Month Year

2. Time of day:

9 25
Hour Minutes

(Circle One): A.M. or P.M.

3. Time Zone:

(Circle One): Eastern
b. Central
c. Mountain
d. Pacific
e. Other _____

(Circle One): Daylight Saving
b. Standard

4. Where were you when you saw the object?

Emasus Avenue

Allentown

Pennsylvania

Nearest Postal Address

City or Town

State or County

5. How long was object in sight? (Total Duration)

40
Hours Minutes Seconds

a. Certain
 b. Fairly certain

c. Not very sure
d. Just a guess

5.1 How was time in sight determined? counting 1-100; 2-100

5.2 Was object in sight continuously? Yes No _____

6. What was the condition of the sky?

DAY
a. Bright
b. Cloudy

NIGHT
 a. Bright after thundershowers
b. Cloudy

7. IF you saw the object during DAYLIGHT, where was the SUN located as you looked at the object?

(Circle One): a. In front of you d. To your left
b. In back of you e. Overhead
c. To your right f. Don't remember

8. IF you saw the object at NIGHT, what did you notice concerning the STARS and MOON?

8.1 STARS (Circle One):

- a. None
- b. A few
- c. Many
- d. Don't remember

8.2 MOON (Circle One):

- a. Bright moonlight
- b. Dull moonlight
- c. No moonlight - pitch dark
- d. Don't remember

9. What were the weather conditions at the time you saw the object?

CLOUDS (Circle One):

- a. Clear sky
- b. Hazy
- c. Scattered clouds
- d. Thick or heavy clouds

WEATHER (Circle One):

- a. Dry after thundershowers
- b. Fog, mist, or light rain
- c. Moderate or heavy rain
- d. Snow
- e. Don't remember

10. The object appeared: (Circle One):

- a. Solid with lights
- b. Transparent
- c. Vapor
- d. As a light
- e. Don't remember

11. If it appeared as a light, was it brighter than the brightest stars? (Circle One):

- a. Brighter
- b. Dimmer
- c. About the same
- d. Don't know

11.1 Compare brightness to some common object:

12. The edges of the object were:

- (Circle One):
- a. Fuzzy or blurred
 - b. Like a bright star
 - c. Sharply outlined
 - d. Don't remember

e. Other _____

13. Did the object:

(Circle One for each question)

- | | | | |
|---|-----|----------------------------------|------------|
| a. Appear to stand still at any time? | Yes | <input checked="" type="radio"/> | Don't know |
| b. Suddenly speed up and rush away at any time? | Yes | <input checked="" type="radio"/> | Don't know |
| c. Break up into parts or explode? | Yes | <input checked="" type="radio"/> | Don't know |
| d. Give off smoke? | Yes | <input checked="" type="radio"/> | Don't know |
| e. Change brightness? | Yes | <input checked="" type="radio"/> | Don't know |
| f. Change shape? | Yes | <input checked="" type="radio"/> | Don't know |
| g. Flash or flicker? the lights blinked | Yes | <input checked="" type="radio"/> | Don't know |
| h. Disappear and reappear? | Yes | <input checked="" type="radio"/> | Don't know |

FTD WORK ORDER

19 Aug 67

Date Issued: 19 Sep 67

1. Description of Work: (Include title of unscheduled tasks.)

Request your comments on the attached Polaroid photograph as to the possible cause of the image in the upper left-hand corner.

Photograph was taken on August 19, 1967 at Lake Huron.

Request all material be returned upon completion of analysis.

-FROM-

2. FTD W.O. No.	6010813
3. Monitor	Mal Guinnanilla
4. Phones	70915/76678
5. DIA Task No.	t65-01-59
6. DIA Priority	6A
7. Date Needed	29 Sep 67
8. Consequence Code	A
9. Classification of Sources	All source
10. Classification of End Product	unclassified
11. PPTD or Dep Sig.	<i>[Signature]</i>

*23 June 67
Surrealogue Spyo 714*

-TO-

18. Div. Chiefs Instructions/Modification or Expansion of Work Description

12. Div./Dir. Symbol	TDDP
13. M-H Estimate	<i>[Handwritten]</i>
14. Monitor	<i>[Handwritten]</i>
15. Phones	
16. Div. Precedence	
17. Div. Chief/Dir. Sig.	<i>[Handwritten]</i>

67-122
28 Sep 67

14. Did the object disappear while you were watching it? If so, how?

" Like turning off a light"

15. Did the object move behind something at any time, particularly a cloud?

(Circle One): Yes No Don't Know. IF you answered YES, then tell what it moved behind: _____

16. Did the object move in front of something at any time, particularly a cloud?

(Circle One): Yes No Don't Know. IF you answered YES, then tell what in front of: _____

17. Tell in a few words the following things about the object:

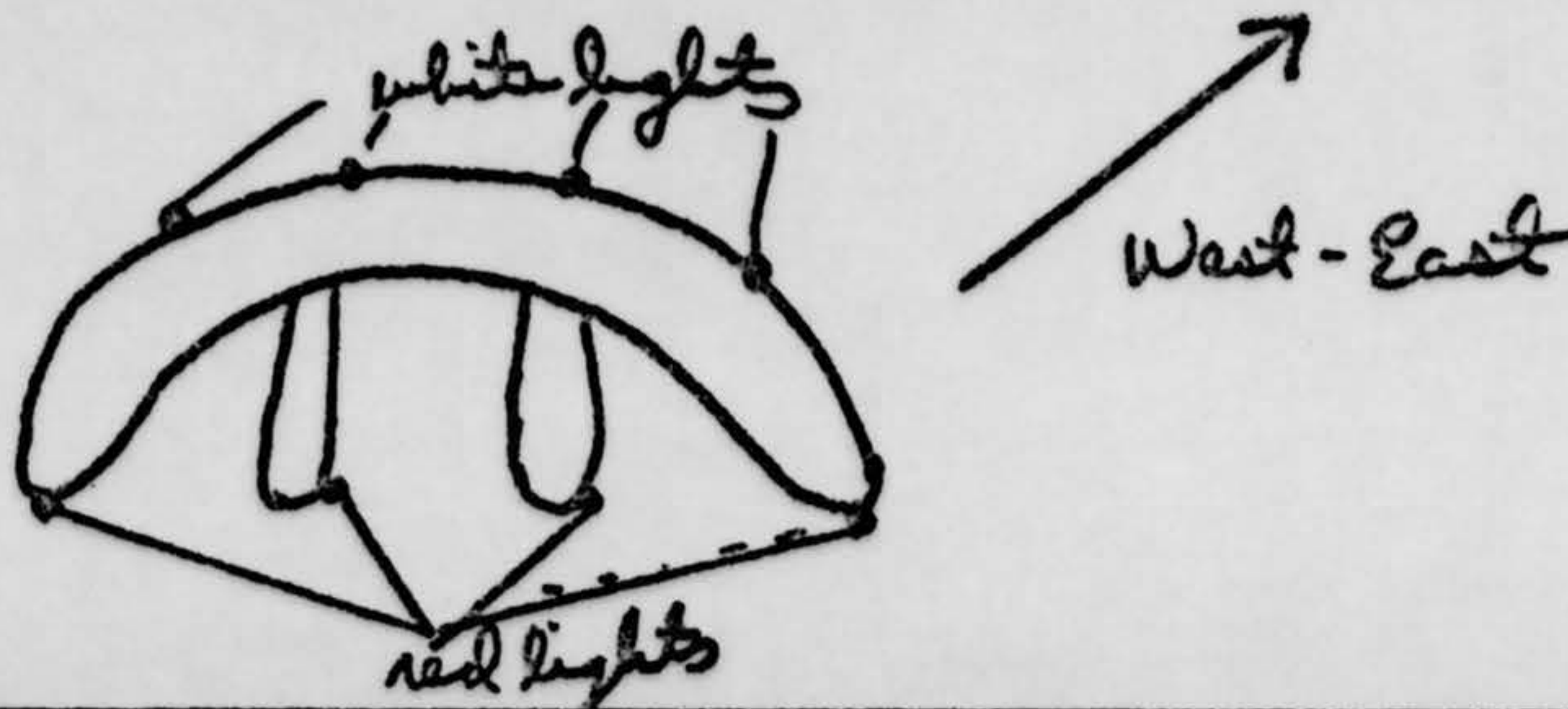
a. Sound " Faint buzzing sound"

b. Color silver grayish object, with red, white lights

18. We wish to know the angular size. Hold a match stick at arm's length in line with a known object and note how much of the object is covered by the head of the match. If you had performed this experiment at the time of the sighting, how much of the object would have been covered by the match head?

"It would have covered only one of the lights."

19. Draw a picture that will show the shape of the object or objects. Label and include in your sketch any details of the object that you saw such as wings, protrusions, etc., and especially exhaust trails or vapor trails. Place an arrow beside the drawing to show the direction the object was moving.



20. Do you think you can estimate the speed of the object?

(Circle One) Yes No

IF you answered YES, then what speed would you estimate? _____

21. Do you think you can estimate how far away from you the object was?

(Circle One) Yes No

IF you answered YES, then how far away would you say it was? approx. 50' above them

22. Where were you located when you saw the object?

(Circle One):

- a. Inside a building
- b. In a car
- c. Outdoors
- d. In an airplane (type) _____
- e. At sea
- f. Other _____

23. Were you (Circle One)

- a. In the business section of a city?
- b. In the residential section of a city?
- c. In open countryside?
- d. Near an airfield?
- e. Flying over a city?
- f. Flying over open country?
- g. Other _____

24. IF you were MOVING IN AN AUTOMOBILE or other vehicle at the time, then complete the following questions:

24.1 What direction were you moving? (Circle One)

- a. North
- b. Northeast
- c. East
- d. Southeast
- e. South
- f. Southwest
- g. West
- h. Northwest

24.2 How fast were you moving? 0-10 miles per hour. slowed down to observe

24.3 Did you stop at any time while you were looking at the object?

(Circle One) Yes No


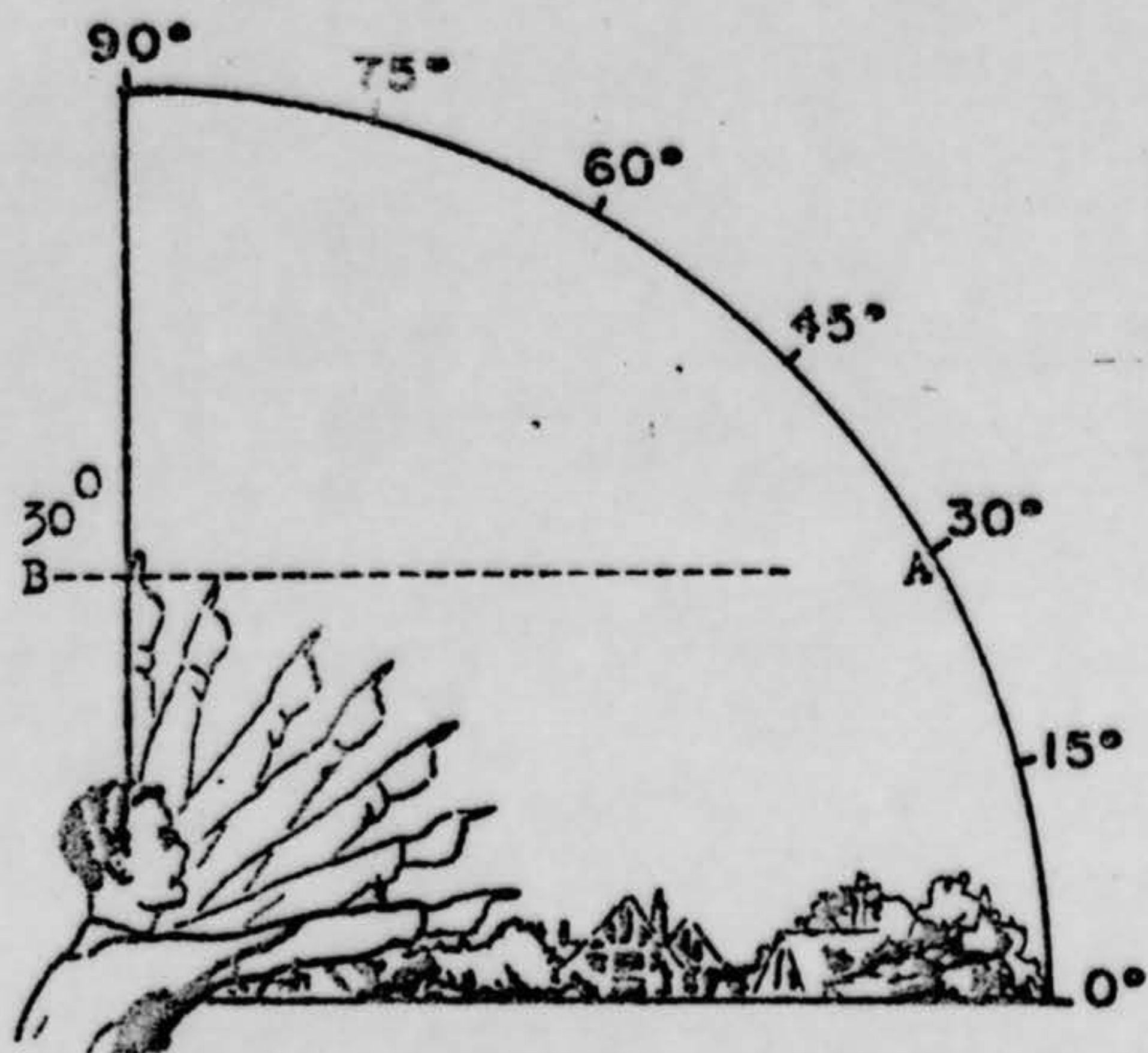
25. Did you observe the object through any of the following? **ROLLED DOWN CAR WINDOW TO OBSERVE LATER**

- | | | | | | |
|-----------------|--------------------------------------|-------------------------------------|----------------|-----|-------------------------------------|
| a. Eyeglasses | <input checked="" type="radio"/> Yes | No | e. Binoculars | Yes | <input checked="" type="radio"/> No |
| b. Sun glasses | Yes | <input checked="" type="radio"/> No | f. Telescope | Yes | <input checked="" type="radio"/> No |
| c. Windshield | <input checked="" type="radio"/> Yes | No | g. Theodolite | Yes | <input checked="" type="radio"/> No |
| d. Window glass | Yes | <input checked="" type="radio"/> No | h. Other _____ | | |

26. In order that you can give as clear a picture as possible of what you saw, describe in your own words a common object or objects which, when placed up in the sky, would give the same appearance as the object which you saw.

Large boomerang with protrusions

27. In the following sketch, imagine that you are at the point shown. Place an "A" on the curved line to show how high the object was above the horizon (skyline) when you *first* saw it. Place a "B" on the same curved line to show how high the object was above the horizon (skyline) when you *last* saw it. Place an "A" on the compass when you *first* saw it. Place a "B" on the compass where you *last* saw the object.



28. Draw a picture that will show the motion that the object or objects made. Place an "A" at the beginning of the path, a "B" at the end of the path, and show any changes in direction during the course.



29. IF there was MORE THAN ONE object, then how many were there? _____
 Draw a picture of how they were arranged, and put an arrow to show the direction that they were traveling.

30. Have you ever seen this, or a similar object before. If so give date or dates and location.

no

31. Was anyone else with you at the time you saw the object? (Circle One) Yes No

31.1 IF you answered YES, did they see the object too? (Circle One) Yes No

31.2 Please list their names and addresses:

- 1. [redacted] --- Allentown, Pa.
- 2. [redacted] th Street Allentown, Pa.

32. Please give the following information about yourself:

NAME [redacted] [redacted] [redacted]
 Last Name First Name Middle Name

ADDRESS [redacted] Allentown [redacted] Pennsylvania
 Street City Zone State

TELEPHONE NUMBER [redacted] AGE 52 SEX F

Indicate any additional information about yourself, including any special experience, which might be pertinent.

33. When and to whom did you report that you had seen the object?

9 8 61 [redacted] Ir.
 Day Month Year

34. Date you completed this questionnaire:

9 8 61

Day Month Year

35. Information which you feel pertinent and which is not adequately covered in the specific points of the questionnaire or a narrative explanation of your sighting.

NO CASE INFO ONLY

OFFICIAL U.S. AIR

Page 1

U.S. AIR FORCE TECHNICAL INFORMATION

This questionnaire has been prepared so that you can give the U.S. Air Force as much information as possible concerning the unidentified aerial phenomenon that you have observed. Please try to answer as many questions as you possibly can. The information that you give will be used for research purposes. Your name will not be used in connection with any statements, conclusions, or publications without your permission. We request this personal information so that if it is deemed necessary, we may contact you for further details.

<p>1. When did you see the object?</p> <p style="text-align: center;"> <u>10</u> <u>8</u> <u>67</u> <small>Day Month Year</small> </p>	<p>2. Time of day: <u>10</u> <u>05</u> <small>Hours Minutes</small></p> <p>(Circle One): A.M. or <input checked="" type="radio"/> P.M.</p>
<p>3. Time Zone:</p> <p>(Circle One): a. <input checked="" type="radio"/> Eastern b. <input type="radio"/> Central c. <input type="radio"/> Mountain d. <input type="radio"/> Pacific e. Other _____</p> <p>(Circle One): a. <input type="radio"/> Daylight Saving b. <input checked="" type="radio"/> Standard</p>	
<p>4. Where were you when you saw the object?</p> <p style="text-align: center;"> _____ <u>NEWARK</u> <u>NEW JERSEY</u> <small>Nearest Postal Address City or Town State or County</small> </p>	
<p>5. How long was object in sight? (Total Duration) <u>10</u> <small>Hours Minutes Seconds</small></p> <p>a. <input checked="" type="radio"/> Certain c. Not very sure b. Fairly certain d. Just a guess</p> <p>5.1 How was time in sight determined? <u>BY WITNESSES WATCH</u></p> <p>5.2 Was object in sight continuously? Yes <input checked="" type="checkbox"/> No _____</p>	
<p>6. What was the condition of the sky?</p> <p style="text-align: center;"> <small>DAY</small> <small>NIGHT</small> a. <input type="radio"/> Bright a. <input checked="" type="radio"/> Bright b. <input type="radio"/> Cloudy b. <input type="radio"/> Cloudy </p>	
<p>7. IF you saw the object during DAYLIGHT, where was the SUN located as you looked at the object?</p> <p>(Circle One): a. In front of you d. To your left b. In back of you e. Overhead c. To your right f. Don't remember</p>	

FORCE UFO FORM

Page 2

8. IF you saw the object at NIGHT, what did you notice concerning the STARS and MOON?

8.1 STARS (Circle One):

- a. None
- b. A few
- c. Many
- d. Don't remember

8.2 MOON (Circle One):

- a. Bright moonlight
- b. Dull moonlight
- c. No moonlight—pitch dark
- d. Don't remember

9. What were the weather conditions at the time you saw the object?

CLOUDS (Circle One):

- a. Clear sky
- b. Hazy
- c. Scattered clouds
- d. Thick or heavy clouds

WEATHER (Circle One):

- a. Dry
- b. Fog, mist, or light rain
- c. Moderate or heavy rain
- d. Snow
- e. Don't remember

10. The object appeared: (Circle One):

- a. Solid AT ONE TIME
- b. Transparent
- c. Vapor
- d. As a light
- e. Don't remember

11. If it appeared as a light, was it brighter than the brightest stars? (Circle One):

- a. Brighter
- b. Dimmer
- c. About the same
- d. Don't know

11.1 Compare brightness to some common object:

BRIGHTER THAN NORTH STAR

12. The edges of the object were:

- (Circle One):
- a. Fuzzy or blurred
 - b. Like a bright star
 - c. Sharply outlined
 - d. Don't remember

e. Other _____

13. Did the object:

(Circle One for each question)

- | | | | |
|---|--------------------------------------|-------------------------------------|------------|
| a. Appear to stand still at any time? | Yes | <input checked="" type="radio"/> No | Don't know |
| b. Suddenly speed up and rush away at any time? | <input checked="" type="radio"/> Yes | No | Don't know |
| c. Break up into parts or explode? | Yes | <input checked="" type="radio"/> No | Don't know |
| d. Give off smoke? | Yes | <input checked="" type="radio"/> No | Don't know |
| e. Change brightness? | <input checked="" type="radio"/> Yes | No | Don't know |
| f. Change shape? | Yes | <input checked="" type="radio"/> No | Don't know |
| g. Flash or flicker? | <input checked="" type="radio"/> Yes | No | Don't know |
| h. Disappear and reappear? | Yes | <input checked="" type="radio"/> No | Don't know |

Official U.S. Air Force

Page 3

14. Did the object disappear while you were watching it? If so, how?

NO

15. Did the object move behind something at any time, particularly a cloud?

(Circle One):

 Yes No Don't know.

IF you answered YES, then tell what

it moved behind: ~~A TREE~~ AFTER GOING A LONG DISTANCE
 IT DISAPPEARED BEHIND A TREE (BUT LIGHTS
 COULD STILL BE SEEN BLINKING)

16. Did the object move in front of something at any time, particularly a cloud?

(Circle One):

 Yes No Don't know.

IF you answered YES, then tell what

in front of:

17. Tell in a few words the following things about the object:


a. Sound: NONE

b. Color: WHITE, ORANGE, RED, BLUE, GREEN

18. We wish to know the angular size. Hold a match stick at arm's length in line with a known object and note how much of the object is covered by the head of the match. If you had performed this experiment at the time of the sighting, how much of the object would have been covered by the match head?

ABOUT ONE QUARTER OF THE OBJECT
 WAS LEFT

19. Draw a picture that will show the shape of the object or objects. Label and include in your sketch any details of the object that you saw such as wings, protrusions, etc., and especially exhaust trails or vapor trails. Place an arrow beside the drawing to show the direction the object was moving.



UFO form continued

Page 4

20. Do you think you can estimate the speed of the object?

(Circle One) Yes No

IF you answered YES, then what speed would you estimate? 40 MPH

21. Do you think you can estimate how far away from you the object was?

(Circle One) Yes No

IF you answered YES, then how far away would you say it was? 450 FT.

22. Where were you located when you saw the object?

(Circle One):

- a. Inside a building
- b. In a car
- c. Outdoors
- d. In an airplane (type)
- e. At sea
- f. Other _____

23. Were you (Circle One)

- a. In the business section of a city?
- b. In the residential section of a city?
- c. In open countryside?
- d. Near an airfield?
- e. Flying over a city?
- f. Flying over open country?
- g. Other _____

24. IF you were MOVING IN AN AUTOMOBILE or other vehicle at the time, then complete the following questions:

24.1 What direction were you moving? (Circle One)

- | | | | |
|--------------|--------------|--------------|--------------|
| a. North | c. East | e. South | g. West |
| b. Northeast | d. Southeast | f. Southwest | h. Northwest |

24.2 How fast were you moving? _____ miles per hour.

24.3 Did you stop at any time while you were looking at the object?

(Circle One) Yes No

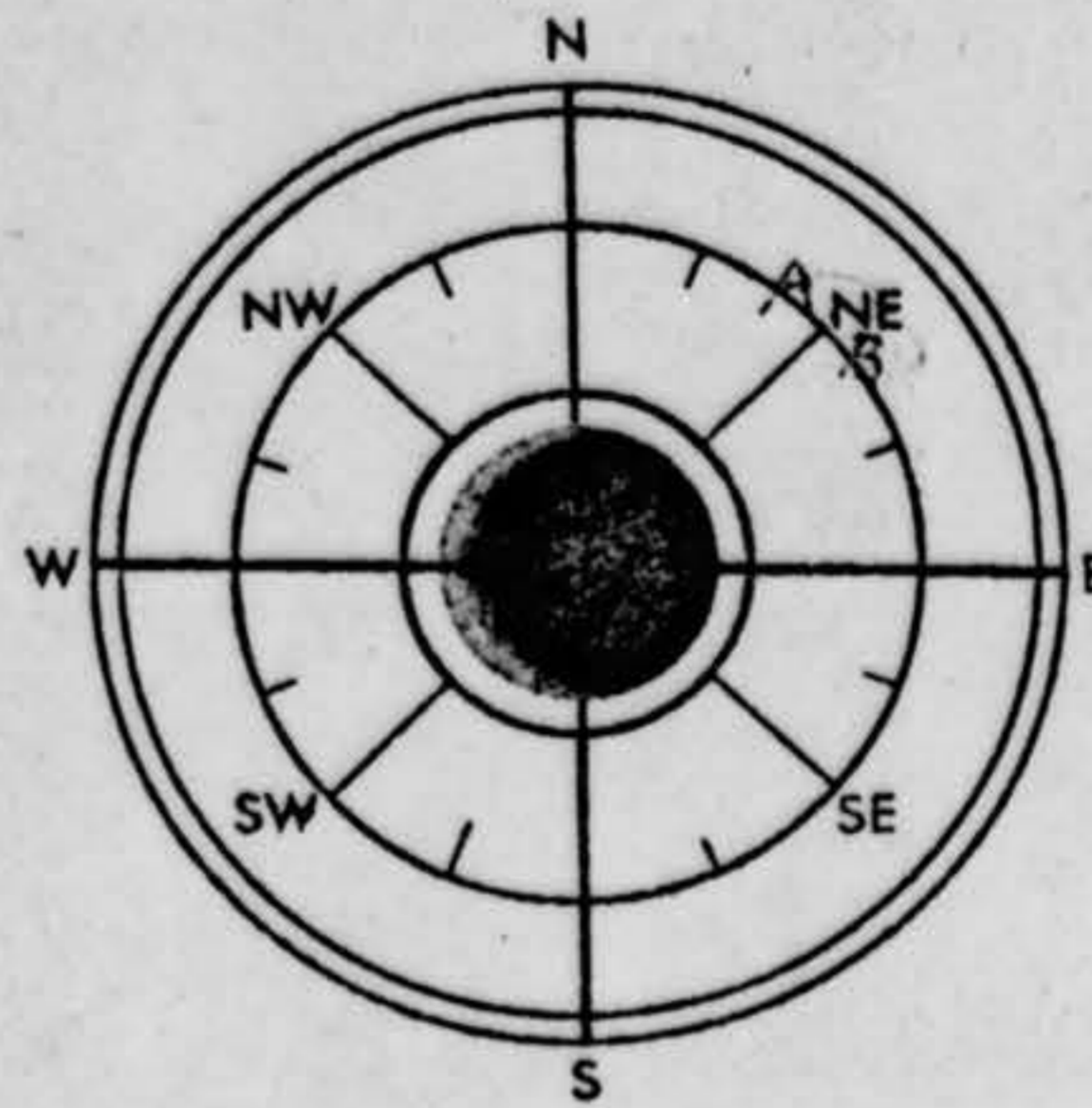
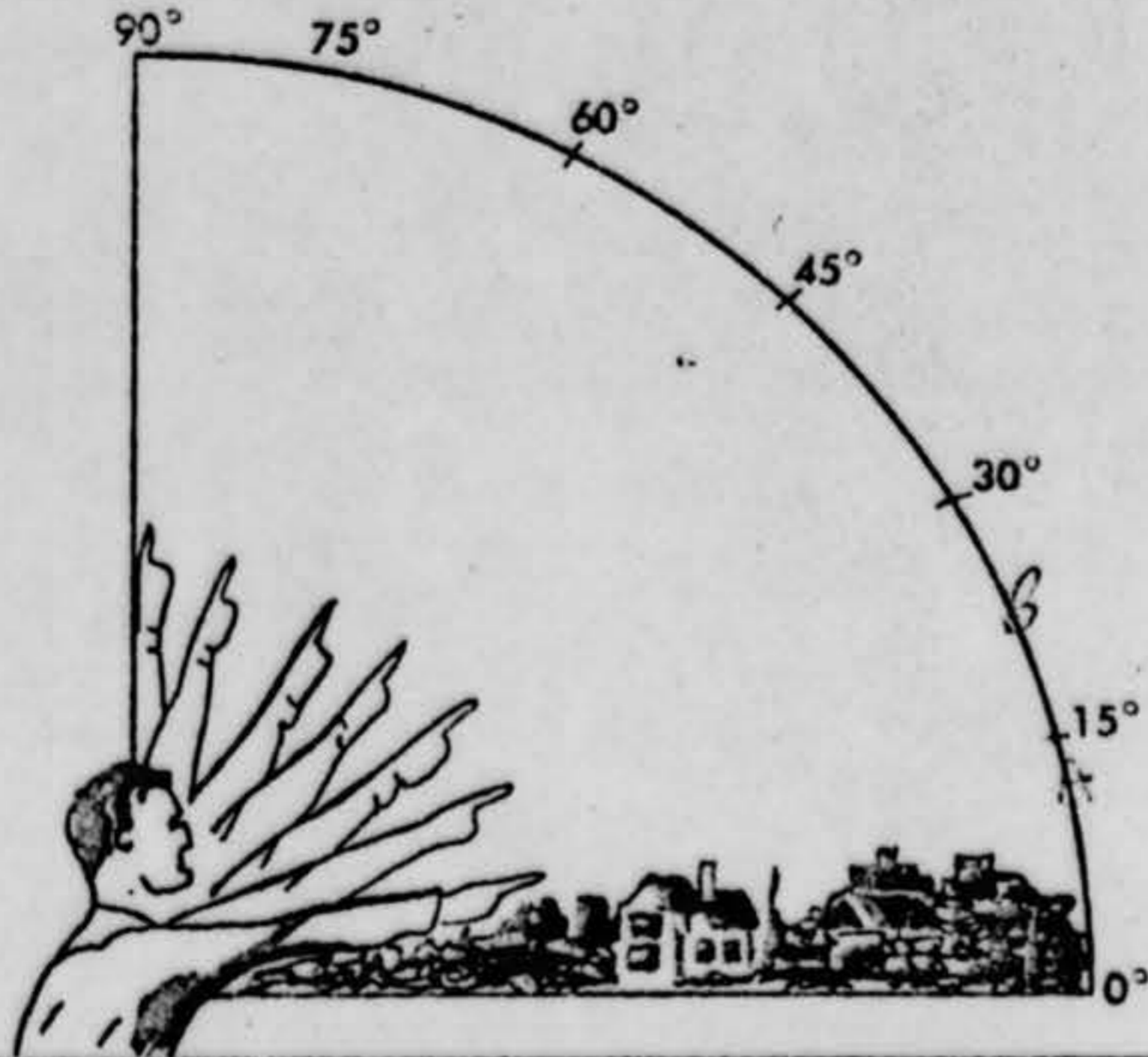
25. Did you observe the object through any of the following?

- | | | | | | |
|-----------------|-----|----|----------------------|--------------------------------------|----|
| a. Eyeglasses | Yes | No | e. <u>Binoculars</u> | <input checked="" type="radio"/> Yes | No |
| b. Sun glasses | Yes | No | f. Telescope | Yes | No |
| c. Windshield | Yes | No | g. Theodolite | Yes | No |
| d. Window glass | Yes | No | h. Other _____ | | |

26. In order that you can give as clear a picture as possible of what you saw, describe in your own words a common object or objects which, when placed up in the sky, would give the same appearance as the object which you saw.


OUAL DISH

27. In the following sketch, imagine that you are at the point shown. Place an "A" on the curved line to show how high the object was above the horizon (skyline) when you first saw it. Place a "B" on the same curved line to show how high the object was above the horizon (skyline) when you last saw it. Place an "A" on the compass when you first saw it. Place a "B" on the compass when you last saw the object.



28. Draw a picture that will show the motion that the object or objects made. Place an "A" at the beginning of the path, a "B" at the end of the path, and show any changes in direction during the course.

*IT WAS SWERVING
CONTINUOUSLY*



29. IF there was MORE THAN ONE object, then how many were there? _____
Draw a picture of how they were arranged, and put an arrow to show the direction that they were traveling.

NO

19 Aug 67

Sent to photo ref 3 rows.

PHOTO ANALYSIS REPORT

NR 67-77

PAGE 1 OF 1 PAGES

DATE OF REPORT 30 Oct 67

SUBJECT Unidentified Flying Object

LOCATION West End of Lake Huron

DATE 19 Aug 67

PHOTOGRAPHY

AF _____ IR _____ QUALITY _____

P NRS One Polaroid print

1. PURPOSE: This report is written to fulfill a request, Work Order Number 67-122, submitted by Major Quintanilla, TDET, to determine, if possible, the cause for the image in the upper left corner of the attached photo.
2. Lack of image definition precludes identification of this image as an actual object.
3. ANALYSIS: Examination of the print reveals that the upper left corner is not sharply defined like the other three corners. The pattern at this corner indicates a possible irregularity in the processing of the print in this area and could cause the yellow "image" seen on this print.

PHOTO ANALYSIS BY:

Robert D. Myers

ROBERT D. MYERS
Intelligence Research Specialist

APPROVED BY:

William L. Turner

WILLIAM L. TURNER
Major, USAF
Chief, Photo Analysis Branch

Wilber Price Jr.

WILBER PRICE JR.
Chief, Photo Exploitation Division

PHOTOS
being
made

Official U.S. Air Force

Page 7

34. Date you completed this questionnaire:

11 8 67
Day Month Year

35. Information which you feel pertinent and which is not adequately covered in the specific points of the questionnaire or a narrative explanation of your sighting.

IT CAME FROM NORTH EAST MOVING
AT SLOW SPEED TO SOUTH WEST MADE
SHARP TURN, CAME DIRECTLY ABOVE
US, WENT BACK TO SAME DIRECTION IT
CAME FROM.

OTHER PEOPLE WERE PRESENT
BUT COULD NOT OBTAIN NAMES +
ADDRESSES

PLEASE ACKNOWLEDGE

PLEASE GIVE US INFORMATION ON

U.F.O.S

I

~~No Case Info Only~~
No Case Info Only

Aug. 12, 1967

Dear Sir:

This is in reference to an object which I have seen in the night sky for the past several nights. This object is seen every night at some time, speed, and course.

The time is at 9:30 P.M., course from the east to west, and drift off to north west, speed very slow, to it seems to stand still, size of a star.

It takes over an hour to get out of sight.

It is not an echo satellite or weather balloon, for echo takes only 10 minutes to reach out of view, and a weather balloon would not appear same time, and same course every night. This is fifth night.

I would like to give my name and address, but people who report object are made fun at. But I hope ^{this} information I give may help you.

I will give an ill. on the next page. Also my location is ~~_____~~, Va. about 12 miles east of Sgt. Pgh. Airport.

Object
Reaches out of
my sight.

W

N

Star

E

Object
9:30 PM.

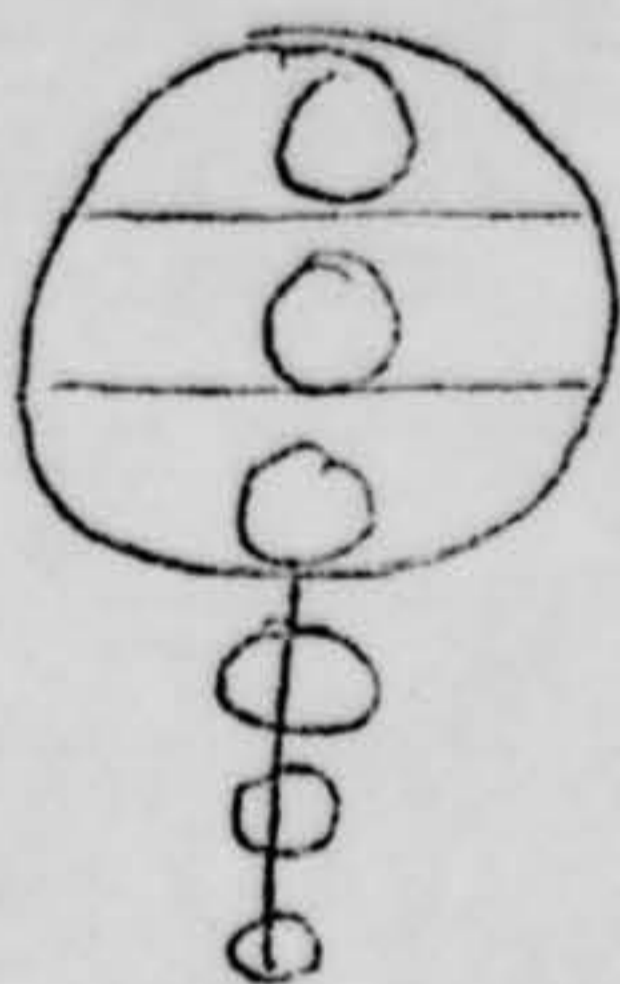
Every night
very slow
speed and
appears to
stand still
at times.

H

S

III

Object viewed through telescope would
look like this



NO CASE INFO ONLY

OFFICIAL U.S. AIR

Page 1

U.S. AIR FORCE TECHNICAL INFORMATION

This questionnaire has been prepared so that you can give the U.S. Air Force as much information as possible concerning the unidentified aerial phenomenon that you have observed. Please try to answer as many questions as you possibly can. The information that you give will be used for research purposes. Your name will not be used in connection with any statements, conclusions, or publications without your permission. We request this personal information so that if it is deemed necessary, we may contact you for further details.

1. When did you see the object? <u>12</u> <u>August</u> <u>1967</u> Day Month Year			2. Time of day: <u>10</u> : <u>10</u> Hours Minutes (Circle One): A.M. or <u>P.M.</u>		
3. Time Zone: (Circle One): <u>a. Eastern</u> b. Central c. Mountain d. Pacific e. Other _____			(Circle One): <u>a. Daylight Saving</u> b. Standard		
4. Where were you when you saw the object? <u>[Redacted]</u> <u>Phila.</u> <u>Penna.</u> Nearest Postal Address City or Town State or County					
5. How long was object in sight? (Total Duration) <u>0</u> <u>3</u> <u>0</u> Hours Minutes Seconds a. <u>Certain</u> b. Fairly certain c. Not very sure d. Just a guess 5.1 How was time in sight determined? <u>by a watch</u> 5.2 Was object in sight continuously? Yes <input checked="" type="checkbox"/> No _____					
6. What was the condition of the sky? DAY NIGHT a. Bright a. <u>Bright</u> b. Cloudy b. <u>Cloudy</u>					
7. IF you saw the object during DAYLIGHT, where was the SUN located as you looked at the object? (Circle One): a. In front of you d. To your left b. In back of you e. Overhead c. To your right f. Don't remember					

FORCE UFO FORM

8. If you saw the object at NIGHT, what did you notice concerning the STARS and MOON?

8.1 STARS (Circle One):

- a. None
- b. A few
- c. Many
- d. Don't remember

8.2 MOON (Circle One):

- a. Bright moonlight
- b. Dull moonlight
- c. No moonlight—pitch dark
- d. Don't remember

9. What were the weather conditions at the time you saw the object?

CLOUDS (Circle One):

- a. Clear sky
- b. Hazy
- c. Scattered clouds
- d. Thick or heavy clouds

WEATHER (Circle One):

- a. Dry
- b. Fog, mist, or light rain
- c. Moderate or heavy rain
- d. Snow
- e. Don't remember

10. The object appeared: (Circle One):

- a. Solid
- b. Transparent
- c. Vapor
- d. As a light
- e. Don't remember

11. If it appeared as a light, was it brighter than the brightest stars? (Circle One):

- a. Brighter
- b. Dimmer
- c. About the same
- d. Don't know

11.1 Compare brightness to some common object:

brighter than Venus

12. The edges of the object were:

- (Circle One):
- a. Fuzzy or blurred
 - b. Like a bright star
 - c. Sharply outlined
 - d. Don't remember

e. Other _____

13. Did the object:

(Circle One for each question)

- | | | | |
|---|--------------------------------------|-------------------------------------|------------|
| a. Appear to stand still at any time? | Yes | <input checked="" type="radio"/> No | Don't know |
| b. Suddenly speed up and rush away at any time? | Yes | <input checked="" type="radio"/> No | Don't know |
| c. Break up into parts or explode? | <input checked="" type="radio"/> Yes | No | Don't know |
| d. Give off smoke? | Yes | <input checked="" type="radio"/> No | Don't know |
| e. Change brightness? | <input checked="" type="radio"/> Yes | No | Don't know |
| f. Change shape? | Yes | <input checked="" type="radio"/> No | Don't know |
| g. Flash or flicker? | <input checked="" type="radio"/> Yes | No | Don't know |
| h. Disappear and reappear? | <input checked="" type="radio"/> Yes | No | Don't know |

Official U.S. Air Force

Page 3

14. Did the object disappear while you were watching it? If so, how?

It went behind a tree.

15. Did the object move behind something at any time, particularly a cloud?

(Circle One):

 Yes No Don't know.

IF you answered YES, then tell what

it moved behind:

a tree

16. Did the object move in front of something at any time, particularly a cloud?

(Circle One):

 Yes No Don't know.

IF you answered YES, then tell what

in front of:

a cloud.

17. Tell in a few words the following things about the object:

a. Sound

no sound at all.

b. Color

white to red.

18. We wish to know the angular size. Hold a match stick at arm's length in line with a known object and note how much of the object is covered by the head of the match. If you had performed this experiment at the time of the sighting, how much of the object would have been covered by the match head?

The whole thing

19. Draw a picture that will show the shape of the object or objects. Label and include in your sketch any details of the object that you saw such as wings, protrusions, etc., and especially exhaust trails or vapor trails. Place an arrow beside the drawing to show the direction the object was moving.



UFO form continued

Page 4

20. Do you think you can estimate the speed of the object?

(Circle One) Yes No

IF you answered YES, then what speed would you estimate? _____

21. Do you think you can estimate how far away from you the object was?

(Circle One) Yes No

IF you answered YES, then how far away would you say it was? _____

22. Where were you located when you saw the object?

(Circle One):

- a. Inside a building
- b. In a car
- c. Outdoors
- d. In an airplane (type) _____
- e. At sea
- f. Other _____

23. Were you (Circle One)

- a. In the business section of a city?
- b. In the residential section of a city?
- c. In open countryside?
- d. Near an airfield?
- e. Flying over a city?
- f. Flying over open country?
- g. Other _____

24. IF you were MOVING IN AN AUTOMOBILE or other vehicle at the time, then complete the following questions:

24.1 What direction were you moving? (Circle One)

- a. North
- b. Northeast
- c. East
- d. Southeast
- e. South
- f. Southwest
- g. West
- h. Northwest

24.2 How fast were you moving? _____ miles per hour.

24.3 Did you stop at any time while you were looking at the object?

(Circle One) Yes No

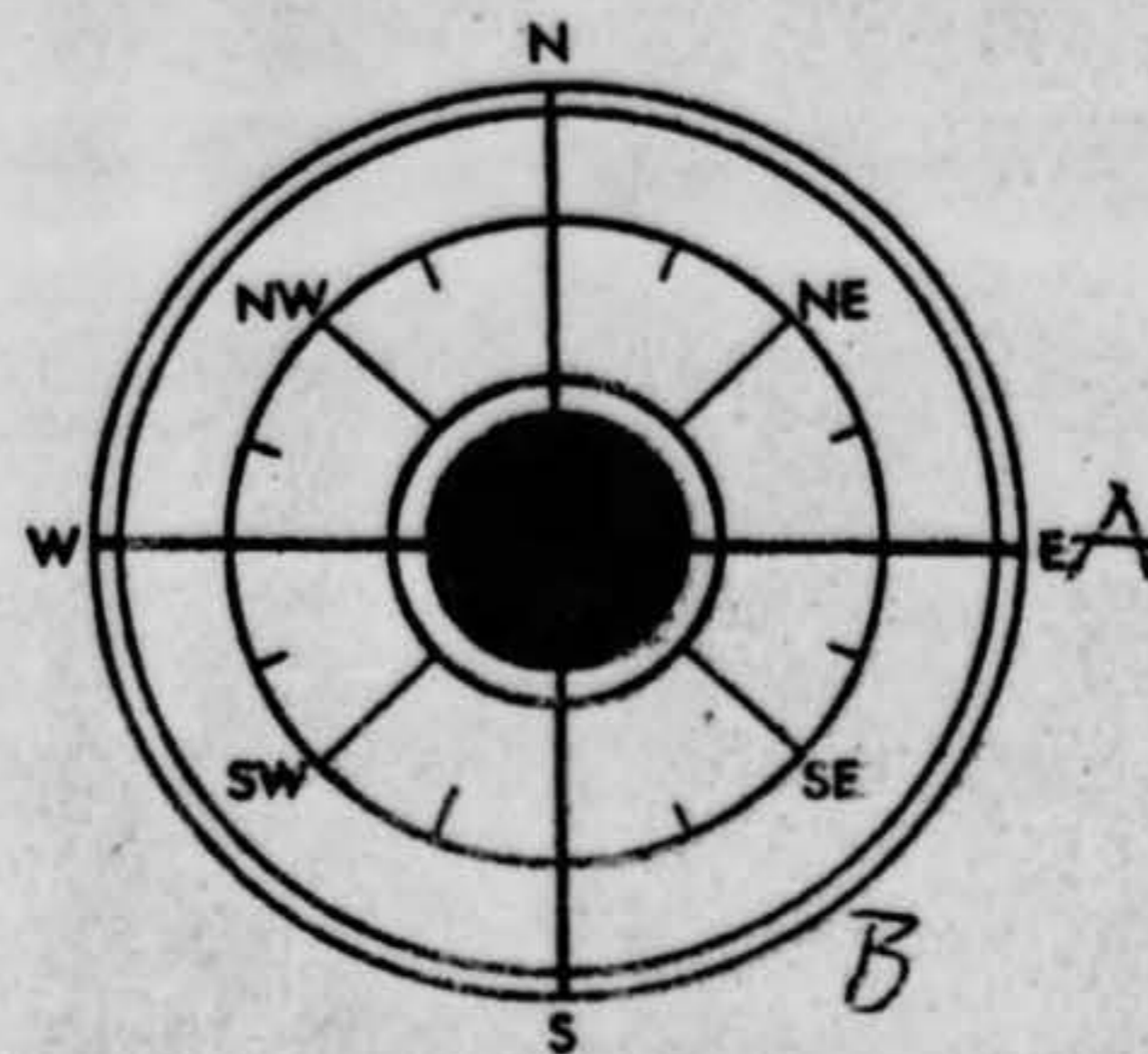
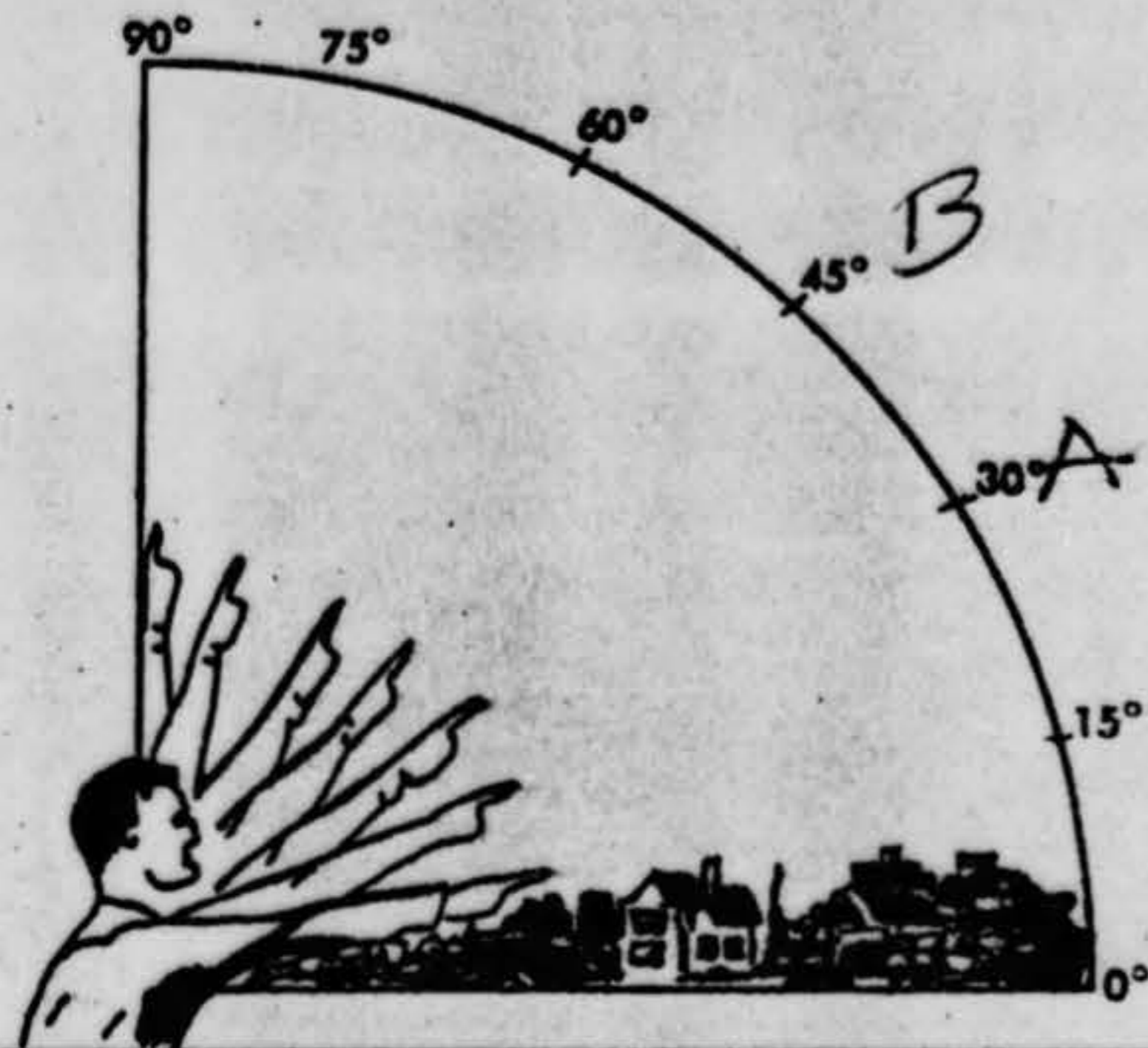
25. Did you observe the object through any of the following?

- | | | | | | |
|-----------------|-----|----------------------------------|----------------|----------------------------------|----------------------------------|
| a. Eyeglasses | Yes | <input checked="" type="radio"/> | e. Binoculars | <input checked="" type="radio"/> | No |
| b. Sun glasses | Yes | <input checked="" type="radio"/> | f. Telescope | Yes | <input checked="" type="radio"/> |
| c. Windshield | Yes | <input checked="" type="radio"/> | g. Theodolite | Yes | <input checked="" type="radio"/> |
| d. Window glass | Yes | <input checked="" type="radio"/> | h. Other _____ | | |


26. In order that you can give as clear a picture as possible of what you saw, describe in your own words a common object or objects which, when placed up in the sky, would give the same appearance as the object which you saw.

Something like a weather balloon,

27. In the following sketch, imagine that you are at the point shown. Place an "A" on the curved line to show how high the object was above the horizon (skyline) when you first saw it. Place a "B" on the same curved line to show how high the object was above the horizon (skyline) when you last saw it. Place an "A" on the compass when you first saw it. Place a "B" on the compass when you last saw the object.



28. Draw a picture that will show the motion that the object or objects made. Place an "A" at the beginning of the path, a "B" at the end of the path, and show any changes in direction during the course.




29. IF there was MORE THAN ONE object, then how many were there? 2
 Draw a picture of how they were arranged, and put an arrow to show the direction that they were traveling.



DEC 20 1967

TDPT/UFO Maj H Quintanilla, Jr/70916/lrb/19 Dec 67

UFO Photograph, 19 August 1967


Beaumont, Texas 77704


1. This replies to your letter of September 2, 1967 in which you inclosed a photograph of an unidentified object. Your photograph has been analyzed by photo experts at Wright-Patterson AFB, Ohio with the following results:

a. Lack of image definition precludes identification of this image as an actual object.

b. Examination of the print reveals that the upper left corner is not sharply defined like the other three corners. The pattern at this corner indicates a possible irregularity in the processing of the print in this area and could cause the yellow "image" seen on this print.

2. No further analysis will be attempted since you did not observe an object.

3. The inclosed information on the Air Force project on UFOs may be of interest to you. Your photograph with one enlargement is inclosed. Thank you for sending your photograph to the Air Force for analysis.


DIRECTOR QUINTANILLA, Jr, Major, USAF
Chief, Aerial Phenomena Office
Aerospace Technologies Division
Production Directorate

2 Atch

1. Blue Book

2. Print with one enlargement

TDPT (UFO) OFFICIAL FILE CY

Official U.S. Air Force


Page 7

34. Date you completed this questionnaire:

13 August 1967
Day Month Year

35. Information which you feel pertinent and which is not adequately covered in the specific points of the questionnaire or a narrative explanation of your sighting.

My Brother, Brother Wife, and I saw a bright light flying very low from East to West, I ran into their apartment and got my binoculars. But the object disappeared. We saw another one and I saw it in my Binoculars. (7X35) It looked like this.



NO CASE

OFFICIAL U.S. AIR

Page 1

U.S. AIR FORCE TECHNICAL INFORMATION

This questionnaire has been prepared so that you can give the U.S. Air Force as much information as possible concerning the unidentified aerial phenomenon that you have observed. Please try to answer as many questions as you possibly can. The information that you give will be used for research purposes. Your name will not be used in connection with any statements, conclusions, or publications without your permission. We request this personal information so that if it is deemed necessary, we may contact you for further details.

<p>1. When did you see the object?</p> <p style="text-align: center; font-size: 1.2em;">14 Aug. 1967</p> <p style="text-align: center; font-size: 0.8em;">Day Month Year</p>	<p>2. Time of day: <u>9</u> <u>15</u></p> <p style="text-align: center; font-size: 0.8em;">Hours Minutes</p> <p>(Circle One): A.M. or <u>P.M.</u></p>
<p>3. Time Zone:</p> <p>(Circle One): a. Eastern (Circle One): <u>a. Daylight Saving</u></p> <p style="margin-left: 20px;">b. Central b. Standard</p> <p style="margin-left: 20px;">c. Mountain</p> <p style="margin-left: 20px;"><u>d. Pacific</u></p> <p style="margin-left: 20px;">e. Other _____</p>	
<p>4. Where were you when you saw the object?</p> <p style="text-align: center; font-size: 1.2em;">Endicott ← Same Washington</p> <p style="text-align: center; font-size: 0.8em;">Nearest Postal Address City or Town State or County</p>	
<p>5. How long was object in sight? (Total Duration) <u>0</u> <u>5</u> <u>0?</u></p> <p style="text-align: center; font-size: 0.8em;">Hours Minutes Seconds</p> <p>a. Certain c. Not very sure</p> <p><u>b. Fairly certain</u> d. Just a guess</p> <p>5.1 How was time in sight determined? <u>Watch (wrist)</u></p> <p>5.2 Was object in sight continuously? Yes _____ No <u>X</u></p>	
<p>6. What was the condition of the sky?</p> <p style="margin-left: 20px;">DAY NIGHT</p> <p style="margin-left: 20px;">a. Bright <u>a. Bright</u></p> <p style="margin-left: 20px;">b. Cloudy b. Cloudy</p>	
<p>7. If you saw the object during DAYLIGHT, where was the SUN located as you looked at the object?</p> <p>(Circle One): a. In front of you d. To your left</p> <p style="margin-left: 20px;">b. In back of you e. Overhead</p> <p style="margin-left: 20px;">c. To your right f. Don't remember</p>	

FORCE UFO FORM

Page 2

8. If you saw the object at NIGHT, what did you notice concerning the STARS and MOON?

8.1 STARS (Circle One):

- a. None
- b. A few
- c. Many
- d. Don't remember

8.2 MOON (Circle One):

- a. Bright moonlight
- b. Dull moonlight
- c. No moonlight—pitch dark
- d. Don't remember

9. What were the weather conditions at the time you saw the object?

CLOUDS (Circle One):

- a. Clear sky
- b. Hazy
- c. Scattered clouds
- d. Thick or heavy clouds

WEATHER (Circle One):

- a. Dry
- b. Fog, mist, or light rain
- c. Moderate or heavy rain
- d. Snow
- e. Don't remember

10. The object appeared: (Circle One):

- a. Solid
- b. Transparent
- c. Vapor
- d. As a light
- e. Don't remember

11. If it appeared as a light, was it brighter than the brightest stars? (Circle One):

- a. Brighter
- b. Dimmer
- c. About the same
- d. Don't know

11.1 Compare brightness to some common object:

Ranging from A beacon to A dim star

12. The edges of the object were:

- (Circle One):
- a. Fuzzy or blurred
 - b. Like a bright star
 - c. Sharply outlined
 - d. Don't remember

e. Other _____

13. Did the object:

(Circle One for each question)

- | | | | |
|---|--------------------------------------|-------------------------------------|------------|
| a. Appear to stand still at any time? | <input checked="" type="radio"/> Yes | No | Don't know |
| b. Suddenly speed up and rush away at any time? | <input checked="" type="radio"/> Yes | No | Don't know |
| c. Break up into parts or explode? | Yes | <input checked="" type="radio"/> No | Don't know |
| d. Give off smoke? | Yes | <input checked="" type="radio"/> No | Don't know |
| e. Change brightness? | <input checked="" type="radio"/> Yes | No | Don't know |
| f. Change shape? | Yes | <input checked="" type="radio"/> No | Don't know |
| g. Flash or flicker? | Yes | <input checked="" type="radio"/> No | Don't know |
| h. Disappear and reappear? | <input checked="" type="radio"/> Yes | No | Don't know |

Official U.S. Air Force

Page 3

14. Did the object disappear while you were watching it? If so, how?

yes. It And the others (there were 3, all the same), would seem to pulsate and at times disappear at the lowest phase in pulsating.

15. Did the object move behind something at any time, particularly a cloud?

(Circle One):

Yes

 No

Don't know.

IF you answered YES, then tell what

it moved behind:

16. Did the object move in front of something at any time, particularly a cloud?

(Circle One):

Yes

 No

Don't know.

IF you answered YES, then tell what

in front of:

17. Tell in a few words the following things about the object:

a. Sound

None

b. Color

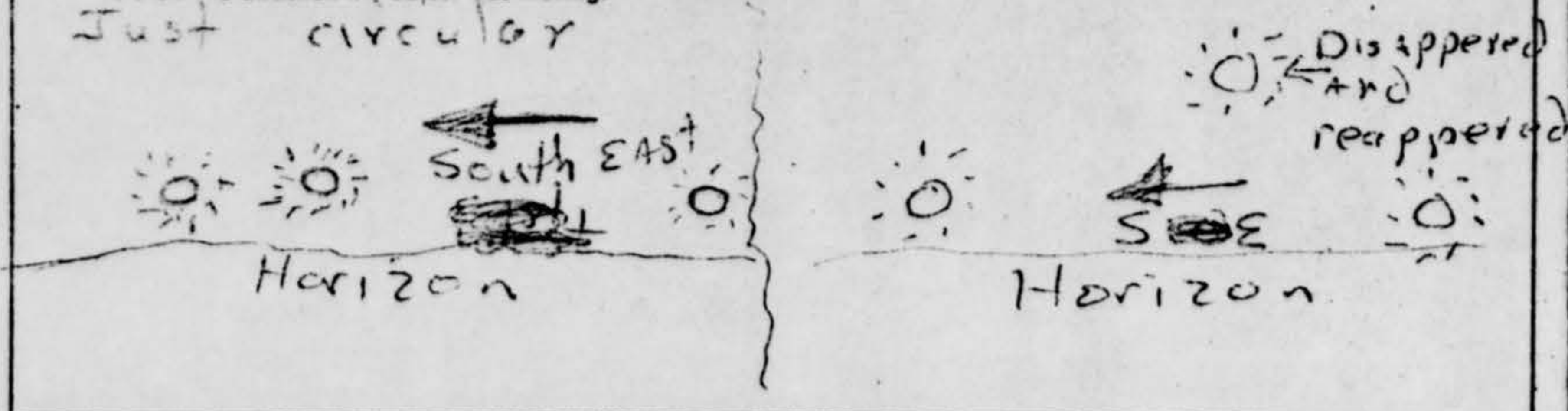
Orange - pulsating in brightness

18. We wish to know the angular size. Hold a match stick at arm's length in line with a known object and note how much of the object is covered by the head of the match. If you had performed this experiment at the time of the sighting, how much of the object would have been covered by the match head?

at times about $\frac{2}{3}$ thirds, at others all of it. It depended on brightness.

19. Draw a picture that will show the shape of the object or objects. Label and include in your sketch any details of the object that you saw such as wings, protrusions, etc., and especially exhaust trails or vapor trails. Place an arrow beside the drawing to show the direction the object was moving.

Just circular



UFO form continued

20. Do you think you can estimate the speed of the object?

(Circle One)

Yes

No

If you answered YES, then what speed would you estimate? _____

21. Do you think you can estimate how far away from you the object was?

(Circle One)

Yes

No

If you answered YES, then how far away would you say it was? 30 miles

22. Where were you located when you saw the object?

(Circle One):

a. Inside a building

b. In a car

c. Outdoors

d. In an airplane (type)

e. At sea

f. Other _____

23. Were you (Circle One)

a. In the business section of a city?

b. In the residential section of a city?

c. In open countryside?

d. Near an airfield?

e. Flying over a city?

f. Flying over open country?

g. Other _____

24. IF you were MOVING IN AN AUTOMOBILE or other vehicle at the time, then complete the following questions:

24.1 What direction were you moving? (Circle One)

a. North

c. East

e. South

g. West

b. Northeast

d. Southeast

f. Southwest

h. Northwest

24.2 How fast were you moving? _____ miles per hour.

24.3 Did you stop at any time while you were looking at the object?

(Circle One)

Yes

No

25. Did you observe the object through any of the following?

a. Eyeglasses

Yes

No

e. Binoculars

Yes

No

b. Sun glasses

Yes

No

f. Telescope

Yes

No

c. Windshield

Yes

No

g. Theodolite

Yes

No

d. Window glass


Yes

No

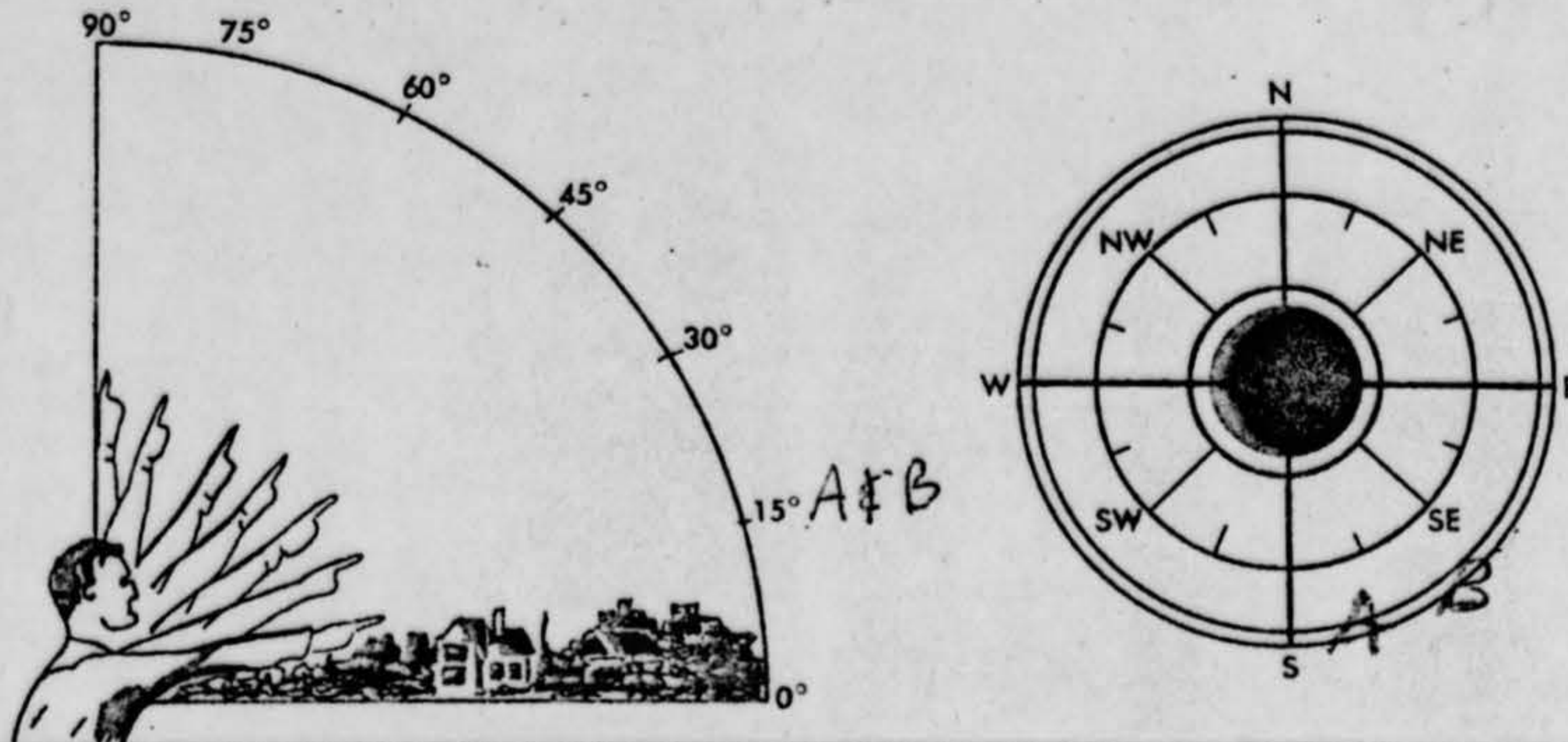
h. Other _____

26. In order that you can give as clear a picture as possible of what you saw, describe in your own words a common object or objects which, when placed up in the sky, would give the same appearance as the object which you saw.


A Beacon

(But it wasn't because it
didn't make a trail - 

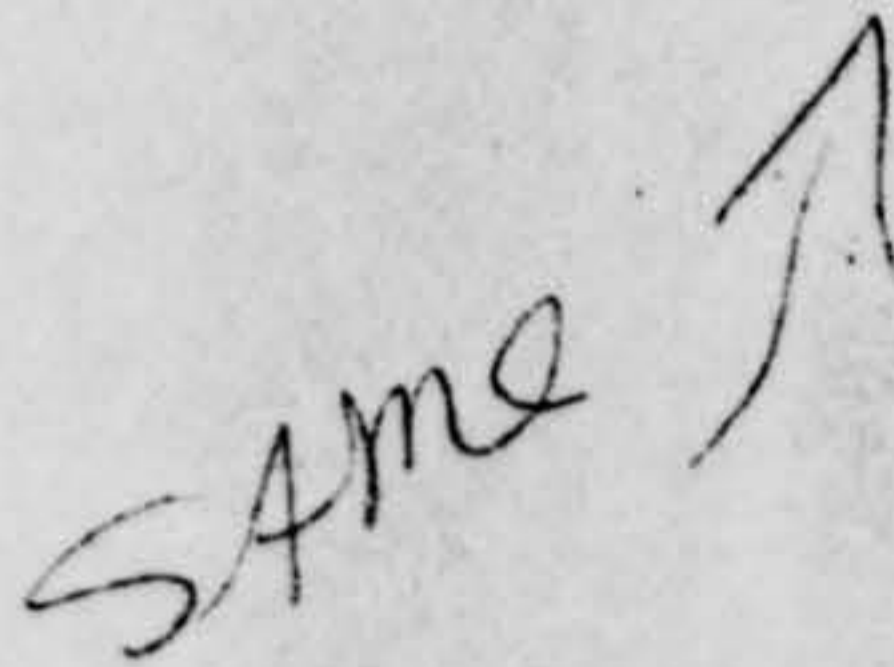
27. In the following sketch, imagine that you are at the point shown. Place an "A" on the curved line to show how high the object was above the horizon (skyline) when you *first* saw it. Place a "B" on the same curved line to show how high the object was above the horizon (skyline) when you *last* saw it. Place an "A" on the compass when you *first* saw it. Place a "B" on the compass when you *last* saw the object.



28. Draw a picture that will show the motion that the object or objects made. Place an "A" at the beginning of the path, a "B" at the end of the path, and show any changes in direction during the course.



29. IF there was MORE THAN ONE object, then how many were there? 3
 Draw a picture of how they were arranged, and put an arrow to show the direction that they were traveling.



UFO form continued

30. Have you ever seen this, or a similar object before. If so give date or dates and location.

No

31. Was anyone else with you at the time you saw the object? (Circle One) Yes No

31.1 IF you answered YES, did they see the object too? (Circle One) Yes No

31.2 Please list their names and addresses:

32. Please give the following information about yourself:

NAME [REDACTED] [REDACTED] [REDACTED]
Last Name First Name Middle Name

ADDRESS [REDACTED] Endicott Wash.
Street City Zone State

TELEPHONE NUMBER [REDACTED] AGE 15 SEX M
(Lacrosse)

Indicate any additional information about yourself, including any special experience, which might be pertinent.

I'm A NORMAL boy of 15 who is AN U.F.O. enthusiast AND has read much info on them.

33. When and to whom did you report that you had seen the object?

14 Aug 67
Day Month Year

Parents AND FAMILY

20 - 31 AUGUST 1967 SIGHTINGS

<u>DATE</u>	<u>LOCATION</u>	<u>OBSERVER</u>	<u>EVALUATION</u>
20	Clyde, New York	[REDACTED] (PHOTOS)	Case: Other (CONFLICTING DATA) Photo: INSUFFICIENT CLARITY)
20	Thousand Hill St. Park, Missouri	Multiple	Other (CONFLICTING DATA)
20	Philadelphia, Pennsylvania	[REDACTED]	INSUFFICIENT DATA
20	Norwalk, Ohio	[REDACTED]	INSUFFICIENT DATA
21	Dayton, Ohio	Multiple	AIRCRAFT
22	Washington, D. C.	Civilian	BALLOON
22	Moose Lake, Minnesota	Multiple	Astro (CAPELLA)
22	Dayton, Ohio	[REDACTED]	INSUFFICIENT DATA
23	Colorado Springs, Colorado	Multiple	AIRCRAFT
23	Price, Utah	[REDACTED]	BALLOON
25	Florida Keys (Islamorada)	Civilian (PHYS SPEC)	Other (COKE)
25	Rochester, New York	[REDACTED]	AIRCRAFT
25	Jacksonville, Florida	Multiple	SATELLITE (PAGEOS A)
25	St. Vrain, New Mexico	[REDACTED]	1. Other (MISSILE RE-ENTRY) 2. BALLOON
26	N. Highland, California	Multiple	BALLOON
28	Dayton, Ohio	[REDACTED]	AIRCRAFT
28	Milwaukee, Wisconsin	[REDACTED]	AIRCRAFT
29	Lake Erie	[REDACTED]	Other (GROUNDLIGHTS)
29	Kettering, Ohio	Multiple	BALLOON
29	New Matamoras, Ohio	[REDACTED]	AIRCRAFT
31	Richland Center, Wisconsin	[REDACTED]	INSUFFICIENT DATA

ADDITIONAL REPORTED SIGHTINGS (NOT CASES)

<u>DATE</u>	<u>LOCATION</u>	<u>SOURCE</u>	<u>EVALUATION</u>
20	Greenwich, Connecticut	[REDACTED]	
21	Florida	Civilian	
28		Civilian	Fake Photograph
29	Philadelphia, Pennsylvania	[REDACTED]	
31	Hoffman, North Carolina	[REDACTED]	
31	Utica, New York	[REDACTED]	





