


Historic, Archive Document

Do not assume content reflects current scientific knowledge, policies, or practices.

1932

Dahlias For Pleasure



THE WORLD

This dahlia was selected by the New York World to bear its name. It attracted much attention in our garden and the more you noticed it the better you liked it.

KNOLLWOOD GARDENS

WINSTON-SALEM, N. C.

Member: American Dahlia Society — New England Dahlia Society — New England Gladiolus Society — Nat. Ass'n of Com. Dahlia Growers.

GUARANTEED STOCK

Instead of putting our money into an elaborate catalogue this spring, we are giving our customers the benefit of the saving, by making our prices as low as possible for true-to-name stock backed by our guarantee. You take no risk in ordering from us, for our stock must be true to name and must grow, or we replace it.

We are sure that our stock is right, and that it is well grown and properly matured. You may be able to purchase cheaper stock for we make no claims to undersell other growers, but do claim always to give a bit more than you pay for when you buy from us. Our stock is worth the price while doubtful stock is always a poor investment.

The dahlia of today is adaptable to every use. No other plant of the floral kingdom surpasses it in size, form and varied coloring, and it easily takes a place in the front ranks as one of the most beautiful flowers grown. When you grow dahlias you will experience a pleasure you never before thought possible.

Their beauty will bring you pleasure in the garden. As a cut flower they are just the thing you want to send to a friend or to the sick. They will brighten up any room.

Grown as a hedge, in front of shrubbery, as a background, in the open, they are outstanding. This is the one flower that you will go out to see the first thing in the morning and the last thing at night when you have them in your garden.

The Prices Listed in This Folder Supersede All Others

NATIONAL ASSOCIATION OF COMMERCIAL DAHLIA GROWERS



This Association is an incorporated organization and is composed of reputable and financially responsible Dahlia growers and dealers. The emblem of the Association in the advertisement of a dahlia grower signifies his membership in this organization. It stands for Integrity, Reliability and a Square Deal in every particular. You need have no hesitancy

in dealing with any member of the National Association of Commercial Dahlia Growers.

NOTICE

We do not like to list dahlias that we have not grown and tested ourselves. We can, however, secure any of the recent introductions which customers may care to order through us at the originator's price.

FREE DAHLIAS!

On all orders received before February 20th, you may select 20% of the total amount of your order FREE.

On all orders received before March 10th, you may select 15% of the total amount of your order FREE.

On all orders received before April 1st, you may select 10% of the total amount of your order FREE.

The above offers do not apply to any special collections, or on premiums awarded last Fall to prize winners.


**TAKE ADVANTAGE OF THIS OFFER FOR FREE
DAHLIAS AND SEND IN YOUR ORDER EARLY!**

Special Notice: We would like to have a representative in each locality and will allow a liberal commission for taking orders. This affords an opportunity to get your own dahlias free, and to earn some good money in your spare or full time. If interested, write us for full particulars.

SPECIAL COLLECTIONS

- No. 1— 6 Named Dahlias (all different)\$1.50
 (Our own selection, but a real value)
- No. 2— 12 Named Dahlias (all different) 2.50
 (Our selection—twice the value of Collection No. 1)
- No. 3— 10 Unnamed Dahlias 1.50
 (Dahlias from which the tags have been lost—a good value)
- No. 4—100 Good Mixed Gladioli 1.50
- No. 5—100 Extra Fine Mixed Gladioli or 25 each of 4
 varieties (our selection) 2.50

For those who want some beautiful flowers, but are not particular as to names, any of the above collections will prove entirely satisfactory.



THOMAS A. EDISON

This is a wonderful dahlia of royal purple, much admired the past season.

CONDENSED DESCRIPTIVE LIST

- A. D. LAVONI** (S)—3"x2½"—Clear cerise pink, quill petals\$.25
- AGNES HAVILAND** (D)—8"x4"—Fine rose pink, slightly suffused yellow50
- ALEWINE** (Pom)—2"—Lavender pink25
- ALEX. WALDIE** (D)—7"x3"—Creamy ground overlaid salmon pink25

ALICE WHITTIER (C)—10"x5"—Wonderful primrose yellow	1.00
AMARILLO GRANDE (D)—11"x4"—Large light yellow	1.00
AMBASSADOR (C)—8"x4"—Yellow buff, shaded salmon pink60
AMBER QUEEN (Pom)—2"—Amber25
AMERICAN TRIUMPH (C)—8"x4"—Bright clear red. A good keeper	2.50
AMUN RA (D)—9"x3"—Copper and orange shading to gold and amber35
ASBURY PARK (D)—10"x4"—Strawberry red shading to salmon and old gold	10.00
AVALON (D)—7"x3"—Pure canary yellow, long stems50
AZTEC GLORY (D)—10"x5"—Clear picric yellow, a wonderful dahlia	2.50
BARBARA REDFERN (D)—10"x4½"—Lovely large dahlia of rose and old gold	1.25
BASHFUL GIANT (D)—10"x3"—Large golden apricot shading darker40
BETTY IVINS (D)—8"x4"—Rich salmon overlaid amber, pink reverse	2.00
BIG CHIEF (D)—10"x5"—Large salmon buff with rose shadings	2.50
BLACK JACK (D)—9"x4"—A deep maroon, almost black75
BROCKTON BEAUTY (D)—8"x4"—Pinkish lavender with creamy white center	2.00
CALVIN COOLIDGE, Jr. (D)—8"x4"—A darker Jersey's Beauty pink75
CAUMSET CHIEF (D)—7"x3"—A free blooming bright red25
CAVALIER (D)—8"x4"—A free blooming scarlet50
CHEMAR'S ORANGE (D)—7"x4"—A good orange, formed like Jersey's Beauty	2.00
CITY OF TRENTON (D)—10"x4"—Fine dahlia of bronzy-red-pink shades	2.00
COQUETTE (D)—10"x6"—Bright red blending with gold	2.00
DOROTHY STONE (D)—9"x4"—Beautiful rose pink	3.50
DREER'S WHITE (S)—5"x3½"—A free blooming white25
DR. JOHN H. CARMAN (D)—11"x5"—A handsome tyrian rose tipped silver	2.50
DWIGHT W. MORROW (D)—12"x6"—A gigantic red admired by everyone	10.00
EAGLE ROCK BEAUTY (C)—9"x3½"—Pastel pink with creamy white center	1.00
EAGLE ROCK GEM (C)—8"x4"—Maize yellow shaded orient pink	2.00
EDNA FERBER (C)—9"x4"—Coral shading to gold at base of petals	1.25
EDWARD THOMAS BEDFORD (D)—10"x5"—About the largest purple dahlia to date	3.50
ELITE GLORY (D)—10"x4"—A big red	1.25

ELIZA LONDON SHEPARD (D) 9"x4"—Bright golden orange apricot	4.00
ELINOR VANDEVEER (D)—8"x4"—A glowing rose pink50
EL RAY (D)—10"x5"—Rich golden salmon of the Jersey's Beacon type	2.50
EMANUEL'S BEAUTY (D)—10"x4"—Flame red with primrose yellow glow at base	3.50
ETHEL WOLFRUM (C)—8"x4"—Jasper pink with canary yellow center75
EVA QUADLING (D)—9"x4"—A fine spectrum red shading to ox-blood red	2.00
FAITH GARIBALDI (D)—9"x3"—A lovely dahlia of deep rose shading lighter75
FLORENCE MICHELL (D)—8"x4"—A beautiful combination of creamy white and shell pink75
FORDHOOK MARVEL (D)—8"x4"—Lovely salmon shading to reddish copper	1.00
FORT MONMOUTH (D)—11"x4"—A giant dahlia of rich claret	2.50
FORT WASHINGTON (D)—10"x4"—Dark mahogany red with long stems	1.50
FRANCIS LOBDELL (C)—7"x5"—Mallow pink shading to white at center50
FRANCIS LARCCC (D)—8"x4"—One of the best yellows75
FRANK MILLER (D)—9"x4"—A nice clean flower of picrie yellow	2.00
F. T. D. (D)—7"x4"—Tyrian rose, a sport of Trentonian75
F. W. FELLOWS (C)—8"x3½"—An old favorite of lively orange scarlet50
GEN. J. B. SETH (D)—5"x3"—A very free blooming red25
GEORGE S. HARVEY (D)—10"x4"—A very large purplish magenta suffused white	1.25
GLADYS BATES (C)—8"x3"—A profuse bloomer of tan and rose35
GOLDEN DREAM (D) 10"x4"—Handsome yellow with golden sheen	2.00
GOOD NIGHT (D)—10"x5"—A handsome large dahlia of ox-blood red shaded maroon	4.00
GOV. MORGAN F. LARSON (D)—A prize winner of clear golden yellow apricot	5.00
GRACE (D)—6"x2½"—Pure white tipped lavender—wonderful cut flower	2.00
GRACE RICORDS (D)—7"x4½"—White tipped and suffused lavender, cleft petals	2.00
GRAF ZEPPELIN (D)—8"x4"—One of the best whites	4.00
GRENADIER (D)—8"x4"—A novelty of purplish maroon combined with silver65
GROVER WHALEN (D)—8"x4"—Rich orange with tints of bronze	2.00
HARRY MAYER (D)—9"x4"—Light purple, shading lighter	1.00

HARRY SHELDON, Jr. (D)—9"x4"—Large pinkish lavender light center75
HEART OF GOLD (D)—9"x4"—Flesh ochre to jasper pink50
HELEN IVINS (D)—9"x5"—Beautiful orchid lavender	2.50
IDA PERKINS (D)—8"x4"—This is one of the best of the large white dahlias	1.50
INDIAN CHIEF (Pom)—2"—Crimson25
JANE COWL (D)—10"x6"—Buff and old gold blending to apricot	1.00
JEAN CHAZOT (C)—7"x3"—Golden bronze suffused red25
JEAN HARE (C)—9"x4½"—Buff apricot blending to golden bronze	1.25

KATHLEEN NORRIS (D)—10"x5"—The outstanding pink dahlia	3.50
KATHERINE COLE (D)—8"x4"—A fine keeping pink, shading to cream, pink center	3.00
KEMP'S VIOLET WONDER (D)—10"x5"—A large violet or royal purple	2.50
KENTUCKY (D)—7"x5"—A sport of Jersey's Beauty, pink, yellow and gold blended	1.50
KING MIDAS (D)—10"x4"—A big pure golden yellow	2.50
KITTY DUNLAP (D)—7½"x3"—Pure cerise rose, free blooming35
LEO NEISSEN (D)—8"x4"—Brilliant cardinal red	1.00
LITTLE MAY (Pom)—2"—Lemon yellow25




A small section of our gardens showing our irrigation system and some of the lovely dahlias as they bloomed. Note that our plants are all very nearly an even height and we only stake at the ends of each variety to name them.

JERSEY'S BEAUTY (D)—6"x4"—The most popular pink dahlia50
JERSEY'S JEWEL (D)—8"x3½"—A large pale amaranth pink50
JERSEY'S RADIANT (C)—7"x4"—An attractive free blooming dahlia of bittersweet orange50
JERSEY'S TRIUMPH (D)—7"x4"—The same as Jersey's Beauty, only bright copper color	2.50
JUDGE LEON McCORD (D)—10"x5"—A giant of deepest gold, reverse old gold	5.00
JUDGE MAREAN (D)—8"x4"—Yellow, gold and orange suffused pink, edged red.50
JUNIOR (D)—10"x3"—An enormous flower of pure lavender50

MABEL THATCHER (D)—8"x3"—Free blooming yellow, shading to orange	35
MARGARET WOODROW WILSON (D)—9"x4"—Creamy white suffused phlox pink75
MARJORIE LEIGH (D)—8"x3½"—Jasper pink with tints of buff and begonia rose50
MARMION (D)—11"x4"—Golden yellow with bronze center85
MARSHALL'S BEAUTY (D)—6"x3"—A lovely pink cut flower75
MAUDE ADAMS (S)—4"x3"—White and lavender—a good cut flower25
MILDRED BROOKS HOOVER (D)—10"x5"—An unusual formation, color a reddish violet	3.00

MILLIONAIRE (D)—8"x4"—Very large lavender50
MISS FREEMAN (D)—7"x3"—A good cut flower of autumn shades25
MONMOUTH CHAMPION (D)—11"x4"—Very large brilliant orange flame	4.50
MONMOUTH GIANT (D)—12"x5"—Early blooming dahlia of sparkling orchid	3.00
MR. CROWLEY (D)—6½"x3"—Salmon pink with golden shadings35
MRS. ALFRED B. SEAL (D)—11"x5"—An unusual shade of violet rose	4.00
MRS. ATHERTON (D)—8"x3"—Free blooming bright yellow40
MRS. CARL SALBACH (D)—7"x3"—Lavender pink. A good cut flower25
MRS. C. FLOOD (D)—7"x3"—White and gold bleaching to delicate pink50
MRS. E. C. BOSTON (D)—7½"x3"—A white that does not burn in the sun50
MRS. ETHEL F. T. SMITH (C)—9"x3"—Creamy white shading to lemon tint35
MRS. I. deV. WARNER (D)—9½"x3"—A deep mauve pink—worth while50
MRS. JOHN M. ROOT (C)—8"x3½"—Fine pure canary yellow60
MRS. J. T. SCHEEPERS (D)—8"x3½"—Canary yellow shading to pink35
NANAQUAKET (D)—8"x4"—Has grown to 12 inches. Orchid pink	2.00
NANCY CARROLL (C)—Claimed to be half again as large as Jane Cowl. Reddish orange russet with a golden lustre	10.00
NOBILIS (D)—7½"x3"—A combination of red and white50
NORTH'S YELLOW (D)—10"x4"—Clear sulphur yellow, early bloomer	2.00
OLD HICKORY (D)—7"x5"—A dahlia easy to grow of red and apricot	1.50
OREGON BEAUTY (D)—6"x4"—A free blooming cardinal red25
ORIENTAL BEAUTY (C)—7"x4"—Bright rose pink....	3.00
PAPILLON (D)—8"x3½"—Old rose suffused gold50
PIERROT (C)—7"x3½"—Deep amber, tipped white35
PRESIDENT HOOVER (D)—8"x5"—Peach red and begonia rose. Will attract attention	3.50
PRIDE OF STRATFORD (D)—9"x4"—Cadmium orange and old rose. A good one	1.00
PRIDE OF WAYNE (D)—8"x4"—A good purple50
QUEEN OF THE GARDEN BEAUTIFUL (D)—10"x4"—An immense primrose yellow85
QUOTA (D)—6½"x3½"—An excellent white cut flower40

RADIO (D)—9"x3½"—Red and gold attractively blended75
REGAL (D)—10"x5"—Bronze heavily suffused old rose	2.50
ROBERT E. LEE (D)—8½"x4"—A rich red that does not fade in the sun	5.00
ROBERT SCOTT (D)—8"x3½"—Apricot yellow with shades of gold65
ROBERT TREAT (D)—9"x4"—Lovely American beauty rose75
ROOKWOOD (D)—8"x3"—Cerise rose or attractive pink75
ROXY (C)—Golden center shading to appleblossom pink	5.00
RUTH YOST (D)—8"x3"—A color between spectrum red and carmine	1.00



AMERICAN TRIUMPH

This bright clear red cactus was a free bloomer for us, of excellent size and form and the very last dahlia killed by frost.

SAGAMORE (D)—7"x3½"—Popular amber gold suffused salmon rose50
SALBACH'S WHITE (D)—7"x3"—A pure white	1.00
SANHICAN'S MAGNATE (D)—8"x4"—Pleasing shade of amaranth pink, reverse claret	1.00
SANHICAN'S RUBY (D)—8"x4"—Large, and of a pleasing shade of ruby red75
SANTA ANNA (D)—9"x4"—Salmon rose suffused old gold	1.25
SEAL'S CALIFORNIAN (D)—9½"x5"—Bright golden yellow shading lighter	2.50

SPOTTSWOOD BEAUTY (D)—8"x4"—Chatenay pink with yellow shadings	2.00
SPRINGFIELD (C)—4"x3"—Prolific blooming red, a good cut flower25
STAR BRIGHT (D)—8"x3"—A good bright yellow75
SYLVIA DICKEY (D)—7"x3"—A pretty phlox pink, free blooming40
TALISMAN (C)—8"x3"—Brownish red with tan reverse50
TANFORAN (D)—7½"x3½"—Brilliant scarlet with garnet shadings50
THE CLANSMAN (D)—8"x3"—Apricot orange, darkening to jasper pink at center75
THE EMPEROR (D)—8"x3½"—A beautiful maroon that attracts attention75
THE LEMONADE (D)—10"x4"—A fine clear lemon yellow	1.50
THE TELEGRAM (D)—8"x3"—Striking orange yellow tipped white	1.00
THE WHITE EMPRESS (D)—8"x4"—A prize winning white	2.00
THE WORLD (D)—9"x4½"—A rich rosy magenta with silvery shadings	2.50
THOMAS A. EDISON (D)—9"x4"—Large true royal purple	5.00
TREASURE ISLAND (D)—9"x5"—Many times a prize winner. Bright apricot with gold and rose suffusions	2.50
TRENTONIAN (D)—7"x3½"—Old gold, amber and coppery bronze65
TRYPHINNIE (D)—7"x3"—Bright shell pink tinting lighter40
U. S. A. (P)—8"x4"—An attractive dahlia of deep orange50
VALENTINO (D)—8"x4"—Salmon pink shading to cream at center	3.00
VENUS (D)—7"x3½"—Pale lilac—a good cut flower35
VIVANDIER (P)—8"x3"—A earmine peony-flowered dahlia50
WALDHEIM SUNSHINE (D)—10"x4½"—A true deep yellow	2.00
WATCHUNG WONDER (D)—10"x6"—A rich royal red with a touch of gold at center	4.50
WIZARD OF OZ (D)—9"x3"—An old favorite. Amber pink and salmon	1.00
W. J. ERWIN (D)—9"x4"—One of the best lavender purple dahlias	1.00
WM. H. HOGAN (D)—8"x4"—A garnet red tipped white	1.50
WORLD'S WONDER (D)—8"x4"—Golden salmon with darker shadings50
YANKEE KING (D)—8"x4"—Deep autumn tints, rose reverse	1.50
YELLOW BEAUTY (D)—7"x4"—A yellow seedling of Jersey's Beauty	2.00
YELLOW PRINCESS (D)—10"x4"—A clear canary yellow	1.00

Should you desire named Gladiolus ask for our complete list.

KNOLLWOOD GARDENS

Dahlia Specialists

WINSTON-SALEM, NORTH CAROLINA

“Blue Bird for Happiness”

Dahlias



The Culture of the Dahlia

Anyone can grow good dahlias who will get good stock and give the plants sufficient attention so that they may thrive.

The dahlia is not so particular as most flowers and will grow in almost any soil, succeeding even under adverse conditions, but better dahlias can be grown by preparing the soil properly and cultivating the plants.

LOCATION

A sunny location is best and they really need sun at least half of the day, so pick out a portion of your garden where they may have as much sunshine as possible. The dahlia will do well on high, low, or level ground.

SOIL

Any soil that will grow good corn or potatoes will grow good dahlias, but it must be well drained for while dahlias feed on water very largely, they do not like wet feet. They do not make as many tubers in clay as in a more porous soil and if your soil has too much clay, we advise putting in as much as 25% coal ashes that it may become more porous.

Do not make the mistake of thinking that the soil must be very rich, for this is not essential and too much enrichment makes for excessive foliage, blooms that will not keep and tubers too weak to carry over the winter. The dahlia is a strong feeder, however, and it is wise when preparing the land to dig in some stable manure or bonemeal.

PREPARATION

Decide where you will plant your dahlias, then cultivate the ground as deeply as you can by plowing or spading. Those who did not do so in the fall, can make amends in the spring. If bone meal or manure was dug in when preparing the plot, nothing further need be done toward enrichment unless the plants stop growing when application of some good potato fertilizer, such as 4-8-5 should be broadcast and raked in. Repeat this when the buds appear.

TIME OF PLANTING

No fixed time can be made for planting. Nothing is gained by too early planting, so do not plant until the ground gets warm. In most sections, the best time for planting is between May 1st and June 15th, but if you want your plants to grow on through the hot weather and have not had experience in growing dahlias, we believe that the better practice is to plant any time between May 20th and June 15th. By such planting your flowers may be kept growing and the dahlia does not do well if the growing is allowed to slow up.

HOW TO PLANT

The best way to plant dahlias is to first drive in your stake for support, putting a stake every three feet in the row and allowing from three to five feet between rows. Dig a hole about six inches deep beside the stake and lay your tuber flat with the eye up. Some advocate covering the tuber with about two inches of soil and then filling in as the plant grows, but we have found it more satisfactory to cover the tuber at the time of planting. Those who do not wish to stake their plants may grow low or bushy plants by cutting out the top of the plant when it has formed three or four sets of leaves. If you want your plants to grow low so that you will not have to stake them, it might be wise to plant a little deeper or later, hill up, or if your space is small and you want more plants, you may plant two tubers six to eight inches apart, placing one on either side of the stake, thus making one stake support two plants, or if stakes are not used, the plants helping to support each other. *Do not plant when the ground is wet, or water the tuber when planting.*

CULTIVATION

This is the most important part of growing dahlias, and your success in getting the big strong blooms with good stems depends on cultivation, for you must keep your dahlia plant growing to have these lovely flowers.

After planting, you should cultivate deeply, regularly every week. This loosens the soil, allows air to penetrate and keeps down the weeds. After each rain, be sure to cultivate again as soon as possible in order to prevent the ground becoming baked around the plants. By the time the buds appear, you should not cultivate deeply for hundreds of feeder roots have been sent out and you do not want to destroy these. From that time on to the blooming period, just take a rake and use lightly, breaking the crust around the plants.

Cultivation is better than water and even in a very dry season will enable you to get good flowers.

WATERING

It is not wise to begin watering the plants too early and once you begin it should be kept up unless you have abundant rainfall. Use the hoe as long as you can but if very dry, water the plants but do not make the mistake of sprinkling them for a short time each day. Give them a thorough soaking once every week or ten days, and you will get better results.

DISBUDDING

You can get more strength for your blooms by disbudding your plants, beginning at the top and working down. For the beginner we suggest the cutting off of the top of the plant which will make it branch and give you more limbs and therefore more blooms. The blooms come at the end of the branches, three buds appearing on each, and if you will pinch off the two outer buds, you give more strength to the remaining bud. Above each set of leaves, you will note a sprout which will throw out another branch on either side of the stalk and if you remove these you get a stronger flower and the long stem so popular.

CUTTING DAHLIA BLOOMS

Dahlia blooms should be cut very early in the morning, or after sundown. It is good practice to carry a bucket of water along while cutting and immediately immerse the blooms in water, then if put in a cool place and allowed to draw up all the water possible into the stems, they will keep for many days. The dahlia is not like a rose and the bloom should be fully matured before cutting otherwise it will not be satisfactory. We have found it a good practice to remove the lower leaves before putting in water, and if you have hot water available it is true that putting the stems about three inches deep in boiling water and allowing them to remain until the water cools off, then putting them in cold water, does prolong the keeping qualities of the blooms. This boiling water treatment will also freshen up blooms that have begun to wilt.

SIZE OF TUBERS

The size of the tuber does not in any way indicate the quality or size of the flower. Some varieties of dahlias always produce very small tubers, and usually these are the better and larger ones. Small tubers are worth as much as larger ones and often start to grow more quickly. The tuber is only to start the plant to growing, and if a large tuber puts out too many roots there is less to go into the plant. A tuber must have one or more eyes in order that it may grow. Always divide clumps for you want only one plant in each space for best results.

DIGGING AND STORING

When frost comes, it will kill your plants. You will wake up some morning and see the beautiful plants and blooms a drooping black mass that will hurt your feelings. As soon after they are killed as possible, begin to dig. Start a good distance away from the plant, and loosen the earth. This is best done with a fork. If two persons can dig it is better, but if one, go all around your plants then lift the tubers, being very careful not to break the neck where they join the stalks, for a broken necked tuber is only to be thrown away. You can cut the stalk off a few inches from the tubers, either before digging or immediately after. Allow the tubers to remain in the sun for a few hours, then take them to some protected place. You can remove the dirt when digging, or let it remain as you may desire.

It is better to store your tubers in clumps, and divide the clumps in the spring. They should be placed in a cool basement or cellar and may be cared for over the winter by packing in dirt or ashes or peat moss, or a very good way is to take boxes and line these with paper, put in your clumps and cover them with paper. Do not place them near a furnace and they should keep throughout the winter. It will pay to examine them about once a month. If they are shriveling, sprinkle some water over the paper or tubers. If any should be rotting, take a sharp knife and cut off all the rotten portion, and apply some powdered sulphur, and they will keep for you.

How to Grow Good Gladioli

The following suggestions of cultural methods will enable you to grow good gladioli and to enjoy these lovely flowers.

Upon receipt of the bulbs, unpack and place them in a cool cellar or basement until ready to plant.

Any good garden soil will answer for it is true that the gladiolus will grow in any soil, but do not make the mistake of applying fresh manure or fertilizer at the time of planting. If manure or bone meal has been worked into the soil *previously*, you get a better start.

WHEN TO PLANT

You can begin to plant when the trees native to your locality are unfolding their leaves, for then all danger of frost is past. A succession of plantings will give you continuous blooms until frost and these plantings may be made up to the middle of July.

WHERE TO PLANT

Plant your gladioli in an open sunny place, not too near buildings nor close to foundations, for this will shade and retard development. Keep away from trees and heavy rooted shrubs.

HOW TO PLANT

Get your soil in as loose a condition as possible, and then open rows or trenches about 6 inches deep and have the rows about 18 inches apart. In light or sandy soils, plant about 5 inches deep. In heavier soils, about 4 inches. You can plant single or double rows in the trenches if you wish, setting the bulbs the width of the bulbs apart. You can set them further apart if you wish, but no closer. Six inches is deep planting, but the larger bulbs should be set more deeply than the smaller ones. It is not necessary to stake unless desired.

CULTIVATION

Keep the soil loose and free from weeds always, never allowing it to cake or crust after a rain or watering. Keep up the cultivation for the more often you do this, the better your plants and flowers will be.

FERTILIZING

Bone meal is good so should be broadcast and raked in about two weeks after planting. Tankage is good, but be careful of nitrates and ammonia using these only between rows and never near the plants.

WATERING

If very dry, water is beneficial but be sure to give them a thorough soaking. Once a week is sufficient.

BLOOMING TIME

Go out into your garden early each morning to see the new ones with the dew on them, for the fresh flowers open early in the morning and the buds do not open after noon. Cut the flower spike when the first bud is open, keeping the spikes in water. Change the water and cut off half an inch of the stem at an angle, daily. Use a sharp knife because shears close the channels of the stem so that water cannot pass through to the buds. In cutting the spike, leave four to six leaves on the plant to mature the bulb. Your flower spike will bloom for a week, for as the lower buds wither the ones further up on the stalk will open out.

DIGGING AND STORING

About the time the maple trees begin to lose their leaves, dig your bulbs, cutting the tops off close to the bulbs, and expose the bulbs to sunshine for two or three days, but if there is danger of frost take inside at night. Then store the bulbs in a cool dry cellar, where the temperature is about 40 degrees. Within about three weeks, you can clean and remove the old bulbs and roots with ease.

DAHLIAS FROM OTHER GROWERS

We have not grown the following dahlias ourselves, but they are dahlias of reputation and if you are interested in any of these items and will place your order early we can secure these for you from reliable growers, and will back them up with our own guarantee. Just include any of these items you desire when ordering from our price list.

These Prices are NET and are not subject to the discount offered on our own stock

ACHIEVEMENT —One of the largest dahlias. A free blooming gold with bronze shadings	\$10.00
ALBERT H. VESTAL —A glowing old rose, 10"x4". Free blooming	2.50
ANDREW ERICKSON —Huge white fluffy flower, on good stems	7.50
ARTHUR M. HYDE —One of the largest dahlias of orchid pink with burgundy reverse	3.00
BAGDAD —Immense scarlet red Honor Roll dahlia. Winner of many prizes	7.50
BOB WHITE —A giant pure white flower, full and deep. Free blooming	5.00
BUCKEYE BRIDE —Geranium pink shading to soft salmon. A fine 10" flower	4.00
BUCKEYE FLAME —A 7"x12" flower of scarlet orange, and a good root maker	4.00
CAPRICE —A gold medal winner. Immense flowers of golden yellow shading to salmon pink	7.50
CARDINALIS —If you like red this will please. A brilliant cardinal 8"x4"	3.00
CHAMPOEG —Waxy yellow, shading to bright peach red, forming a perfect sunburst. Immense blooms on stiff stems. Free Flowering	10.00
CHEMAR'S EUREKA —One of the best white decoratives	2.00
CORA BUTTERWORTH —Giant blooms of clear primrose yellow on good stems	2.50
CROWN OF GOLD —Very large flower of richest yellow	5.00
DAD —Ten-inch blooms of brilliant red on splendid stems	2.00
DATSO —Glowing deep rose pink, size 8"x5"	4.00
DAYLO —Nine to ten-inch flowers, mainly orange in color	2.50
DERRILL W. HART —Large blooms of deep orange, shading to henna brown	2.50
DONNA CALIFORNIA —A fine 12"x4" deep pink, suffused lavender	5.00
ELIZABETH CARTERET —Bright cerise with silver reverse 8"x4"	3.00
ESHCOL —Large perfect flowers of dark rich velvety bronze. A first prize winner	5.00
FRANCIS A. JOHNSON —A lovely rose pink with 8" flowers	3.00
GOLDEN SCEPTER —A giant yellow	4.00
HALLELUJAH —Very large bright orange with violet tints. Different	5.00
HAWAIIAN NIGHTS —Scarlet suffused orange. Often 12" in size	4.00
JEAN AARON —Immense prize winner of lemon yellow to soft rose	5.00
J. D. TORBERT —Salmon, apricot, flame and gold. 8"x4"	5.00
JIM MOORE —Large exhibition flower of primrose yellow, shading to gold	4.00
JERSEY'S GLORY —A fine orange yellow on stems like Jersey's Beauty	2.00
JULLINAR —Immense lavender flowers that can be had on 5-foot stems	10.00

KATHERINE CHARMAN —Rich bronzy red, to golden bronze. Large and deep	3.00
KATHERINE KELLY —A 10-inch rich brownish red, shaded maroon	3.00
JOSEPHINE G. —Large 10-inch salmon rose pink tipped gold.....	5.00
LADY FRANCES —Large prize winning deep rose with golden sheen	3.50
LENORE WOOLAMS —Immense 10" to 14" flower of tyrian rose of unusual beauty	2.00
LILLIAN B. LEE —Very large cream ivory. A prize winner.....	7.50
LINCOLN G. DICKEY —A 9½"x5" prize winner of yellow with rose suffusions	5.00
LOCHINVAR —Monster gold with red reverse. An Honor Roll dahlia	5.00
LORELEI —Immense soft rose lightening to creamy white. Honor Roll	2.50
LOED LAMBOURNE —Tremendous blooms of pink, gold and bronze	4.00
MISS LONGVIEW —Huge canary yellow with jasper red reverse.....	2.50
MISSION BELL —Immense pink magenta shading to pale yellow.....	3.00
MY RIO RITA —This new 10-inch bronzy buff received the second highest score for 1930	7.50
NELLIE AUSTIN —A very large peach red streaked buff yellow.....	3.00
NEPTUNE —Fine snow white cactus worth growing. 8"x4"	2.50
N. J. S. C. C. —A 10"x5" big one of orchid shades. Good keeper	2.50
NORTHWEST PRIDE —Extremely large. A blending of salmon, apricot bronze and mauve	3.50
OLIVE REED —A prize winning clear yellow	2.50
ORIENTALE —Huge flower of glowing orange and amber	10.00
PANSY G. WHITE —A popular clear canary yellow. Free blooming	5.00
PENN CHARTER —A rich gold blending apricot. Deep and massive	5.00
PRINCE OF PERSIA —Huge 12". A rich glowing crimson that looks more like a rose than a dahlia. A vigorous plant ...	10.00
ROBERT LEEDS —An 8" to 11" dark lilac or light purple decorative	3.00
ROSINA MEHAFFEY —If you like a big one you will want this. Color tyrian rose	6.00
ROYAL FLUSH —Flaming scarlet growing 11½" and larger. An Honor Roll dahlia	10.00
SHAHRAZAD —A gorgeous new "largest dahlia" variety that grows to a foot or more in diameter. Extra long stems. A bright pink	15.00
SINBAD OF THE SEA —Exceedingly popular dahlia, huge insize and of perfect form. Vivid scarlet flowers that look you in the face and are always in bloom. Keeps many days when cut	10.00
SIR JOHN CARLING —This is one you have waited for. It has all the qualities desired—size, stem, insect resisting foliage. Royal purple that does not burn	3.50
ST. HELEN'S MIST —A large glistening white. One of the best yet introduced	4.00
TARRYTOWN —Very large finely formed bronze, with apricot shadings	5.00
TY COBB —Grows 8" to 10". Brilliant garnet with lustrous sheen	3.00
W. H. WAITE —Immense shell pink of perfect form. A prize winner	10.00
WESTERN GIANT —A big one. A 12-inch flower of bright orange gold with salmon rose reverse	5.00
WILL ROGERS —A large clear silvery lavender that bids fair to be the best in its color	5.00

KNOLLWOOD GARDENS

WINSTON-SALEM, N. C.

1932 DAHLIA LIST



FROM

KNOLLWOOD GARDENS

"Blue Bird for Happiness Dahlias"

WINSTON-SALEM, N. C.

Return Postage Guaranteed

SEC. 435 1/2 P. L. & R.