

云南省立昆明测候所气象月报。—v. 1, no. 1 (民国25年[1936])

~v. 11, no. 5 (民国35年[1946?])。—昆明：该所，民国25
年[1936]~民国35年[1946]。

；26 cm.

月刊(1936~39)；季刊(1940)；年刊(1941~43)。

※ ※ ※ ※

本刊共摄制1卷。16毫米。缩率1:21。原件藏云南省图书馆、四川省
图书馆摄制。母片藏全国图书馆文献缩微复制中心(北京)。

本刊片卷摄制目录：

第1卷 v. 1, no. 1~v. 11, no. 5 (1936~1946)

雲南省立昆明測候所氣象月報

1

本片卷自 1936 年 1 卷 1 期
至 1946 年 11 卷 5 期

1936

年

1-7


期

雲南省立
昆明測候所

氣象月報

第一卷第一期

龔自知題



中華民國二十五年六月份

中中

MONTHLY METEOROLOGICAL BULLETIN

OF

METEOROLOGICAL STATION OF YUNNAN PROVINCE,
KUNMING.

JUNE, 1936.

VOL. I, NO. 1.

目次

Table of Contents.

弁言 Foreword.

本月份天氣概況 *A Summary of Weather Conditions, during the
Month of June, 1936.*

凡例 *Explanatory Remarks*

本月份氣象摘要 *Monthly Summary.*

氣壓 *Barometric Pressure.*

溫度 *Air Temperature.*

絕對濕度 *Absolute Humidity.*

相對濕度 *Relative Humidity.*

雲狀與雲向 *Cloud Forms and Direction.*

雲量 *Cloud Amount.*

能見度 *Visibility.*

風向與風速 *Wind Direction and Velocity.*

雨量 *Amount of Rainfall.*

逐日氣象平均要素 *Daily Values of Meteorological Elements.*

各項氣象要素變遷圖 *March of Different Meteorological Elements*

風向圖 *Wind Rose.*

弁 言

本年五月，雲南省教育廳呈請委任著克見明測氣所所長，十一日經省政府會議議決，委季仁充任，原定永久雪址於太華山嶺，但測儀器之搬置，電報之籌設，高度之實測，道路之整劃，工程之結束等，正式完成，尙待日時，特從北極測氣象研究所假大學堂花園測氣所測測，暫假昆明市代用氣象測氣所，增設人員，加密觀測，逐日每小時一次，自六時至二十一時，直接觀測十六次，有自記憶器之相對溫度，則紀錄二十四次，於六月一日，開始工作，每日觀測而外，訂正核算之對校計算報告刊佈廣播等事，頗費時間，氣象紀錄，不能中斷，星期日假，既無休息，茲將六月份觀測結果，編印月報，是為昆明有氣象紀錄以來之新刊號，邦人寶遺，幸垂教焉！

中華民國二十五年七月

—得蒙季仁謹識—

六月份昆明天氣概況

本月昆明天氣，晴曇日較陰雨日，多於歷年平均數，氣壓溫度，尚近乎往昔，但因熱帶環流旺盛，南南西風力增強，不連續而強驟，故雨量不足，全月僅得97.6公厘，尙未及歷年標準平均數202.2公厘之半；雨日中得十公厘以上者凡四日：初為一日之季風雨，得量14.5公厘；次為十日之雷雨，得量16.1公厘；後為十九、二十兩日之新颱風，得12.1公厘及15.7公厘；此次風暴中心經過昆明之北，十三日至十五日驟雨臨臨，得雨15.7公厘，十七日至二十日總而觀之，得雨14.6公厘，中旬前後七日，總得雨量60.3公厘，實受風暴之賜，為全下旬二十四日後，日趨雲集，人民苦旱矣！

中華民國二十五年六月氣象綱要

Monthly Summary for June, 1936.

		氣 壓 Air Pressure	
極端最高	Extreme maximum	697.86 m.m.	(在 29日9—10時. on 29th 9—10h)
極端最低	Extreme minimum	600.56 m.m.	(在 4日 17時. on 4th 17h)
平均 Mean	本年 Present	664.67 m.m.	
	往年 Past	604.24 m.m.	
		氣 溫 Air Temperature	
極端最高	Extreme maximum	28.7°C	(在 29日15時. on 29th 15 h.)
極端最低	Extreme minimum	12.5°C	(在 21日6時. on 21th 6 h.)
最高平均	Mean maximum	25.2°C	
最低平均	Mean minimum	16.1°C	
平均 Mean	本年 Present	22.8°C	
	往年 Past	19.1°C	
		風 Wind	
最大風速	Maximum velocity	15.1 m/s	(在 27日17時. on 27th 17 h.)
綜合風向	Resultant direction	S17°37' W	
		降 水 量 Precipitation	
雨 量	Rainfall	97.6 m.m.	
一日最多雨量	Greatest in 24 hours	16.1 m.m.	(在 10日. on 10th)
標準雨量	Normal Rain	202.2 m.m.	
		雜 記 Miscellaneous Informations	
晴天日數	Clear days	4	
晴天日數	Partly cloudy days	8	
陰天日數	Cloudy days	2	
雨天日數	Rainy days	16	
有雷雨日數	Days with thunder-storm	1	
有雷聲日數	Days with thunder	9	
有閃電日數	Days with lightning	6	
有霧日數	Days with mist	9	
有雲日數	Days with fog	6	
有薄雲日數	Days with w. l. fog	1	
有日暈日數	Days with solar halo	3	
有月暈日數	Days with lunar halo	1	
有虹日數	Days with rainbow	3	

中華民國廿五年

Barometric Pressure of every day.

時日	6	7	8	9	10	11	12	13
1	5.66	5.86	5.85	6.26	6.16	5.96	5.56	4.96
2	4.26	4.46	4.56	4.76	4.46	4.26	4.06	3.46
3	2.96	3.06	3.16	3.06	2.96	2.66	2.26	2.06
4	1.96	2.36	2.46	2.86	2.46	2.66	2.46	2.36
5	3.46	3.16	3.36	3.36	3.36	3.26	2.96	2.56
6	4.26	4.26	4.46	4.56	4.46	4.26	3.96	3.56
7	4.06	4.16	4.46	4.56	4.26	3.86	3.56	3.56
8	5.56	5.76	5.96	5.96	5.96	5.86	5.46	5.26
9	4.76	4.86	4.76	4.76	4.56	3.96	3.46	3.06
10	4.36	5.06	4.46	5.36	5.66	5.56	5.36	5.26
11	6.96	7.16	7.16	7.26	7.16	6.76	6.36	5.86
12	5.56	5.76	5.06	5.26	5.26	5.26	4.96	4.56
13	6.26	6.36	6.36	6.46	6.36	6.36	6.36	5.96
14	3.86	4.06	3.96	3.96	3.96	3.86	3.46	3.16
15	2.86	3.16	3.26	3.56	3.56	3.06	3.06	2.76
16	3.86	3.96	4.16	4.16	4.26	4.26	3.86	3.76
17	5.46	5.96	6.06	6.26	6.26	5.96	5.76	5.46
18	6.86	7.06	7.36	7.56	7.56	7.36	6.86	6.66
19	5.36	5.66	5.86	6.16	6.36	6.16	5.86	5.56
20	7.96	7.26	7.36	7.86	7.86	7.76	7.66	6.76
21	6.76	6.76	6.76	6.76	6.66	6.46	6.26	5.76
22	5.36	5.66	5.66	5.86	5.66	5.46	5.26	4.96
23	4.86	5.06	5.36	5.66	5.56	5.26	4.86	4.56
24	5.96	5.96	6.16	6.36	6.16	6.36	6.06	5.76
25	6.26	6.66	6.86	6.86	6.86	6.76	6.46	5.76
26	5.26	5.36	5.56	5.66	5.56	5.16	4.86	4.46
27	5.36	5.76	6.26	6.46	6.76	6.66	5.96	5.36
28	6.96	7.26	7.36	7.46	7.26	7.16	6.86	7.06
29	7.16	7.26	7.26	7.46	7.46	7.46	6.76	6.36
30	7.46	7.66	7.46	7.76	7.46	7.66	6.26	6.36
Mean	5.23	5.43	5.51	5.68	5.60	5.44	5.10	4.77

六月逐日氣壓 (600 ^m)								平均 Mean
in the Month of June, 1936. (600 ^m)								
14	15	16	17	18	19	20	21	
4.56	4.06	3.76	3.76	3.76	3.76	4.16	4.26	4.99
3.16	3.36	2.56	2.36	3.16	2.56	2.76	3.16	3.62
1.56	1.16	1.06	0.76	0.86	1.26	1.46	1.96	2.92
1.66	1.26	0.76	0.56	1.56	0.96	1.36	1.76	1.84
2.66	2.26	1.96	2.26	2.96	2.16	2.86	3.16	2.86
3.46	3.16	2.66	2.16	2.16	2.56	2.86	3.66	3.53
3.16	2.96	2.86	2.76	3.06	3.26	4.86	4.76	3.76
4.66	3.96	3.46	3.06	3.16	3.46	3.76	4.16	4.72
2.76	2.26	1.76	1.36	1.76	1.76	2.56	2.96	3.21
4.86	4.16	4.26	4.16	4.36	4.76	5.46	6.26	4.97
5.36	5.06	4.76	4.46	4.16	4.36	4.76	5.26	5.82
3.96	3.66	3.76	3.66	3.86	4.16	4.56	4.86	4.67
5.36	4.56	4.06	4.06	4.16	4.26	4.46	4.76	5.36
2.86	2.56	2.16	2.16	2.56	2.86	2.96	3.16	3.23
2.76	2.46	1.96	2.06	2.26	2.36	3.66	5.76	3.94
3.16	3.36	3.26	3.46	3.86	3.96	4.16	4.36	3.89
5.26	5.06	5.06	5.26	5.56	5.76	6.36	6.76	5.77
5.86	5.16	5.16	5.26	5.46	5.56	5.76	6.46	6.37
3.16	4.46	4.36	4.66	4.66	5.96	5.36	5.76	5.49
6.36	5.86	5.66	5.36	5.16	5.86	6.06	6.66	6.71
5.36	4.76	4.36	4.06	4.06	4.26	4.36	5.06	5.54
4.43	3.96	3.66	3.06	2.96	3.06	3.46	3.96	4.54
4.16	4.06	3.76	3.36	3.56	3.76	4.16	4.76	4.55
3.46	5.16	4.76	4.76	4.66	4.66	5.36	5.36	5.36
3.66	3.86	4.46	4.06	4.06	4.16	4.56	5.06	5.39
3.86	3.36	2.86	2.56	2.86	3.26	3.66	4.16	4.30
5.26	4.86	4.36	4.36	4.56	4.26	5.16	5.76	5.49
6.06	5.76	5.66	5.26	4.66	4.76	5.26	5.36	6.23
6.16	5.76	5.36	5.16	5.16	5.36	5.66	5.46	6.30
6.36	5.56	5.26	4.96	5.16	5.16	5.66	5.96	6.33
4.40	3.97	3.65	3.49	3.69	3.80	4.26	4.69	4.67

中華民國廿五年

Air Temperature of every day.

日	6	7	8	9	10	11	12	13
1	13.5	14.0	14.5	14.8	15.0	15.0	15.5	15.5
2	16.0	16.5	17.5	18.0	19.4	20.5	20.8	20.9
3	18.0	18.5	17.5	20.5	21.2	21.8	23.5	24.5
4	16.1	17.5	18.6	19.2	20.5	20.5	20.5	21.0
5	16.2	16.8	18.3	18.8	22.3	22.5	23.5	23.5
6	17.2	18.4	19.3	20.5	22.3	23.3	23.4	24.4
7	17.3	18.5	18.7	21.5	22.0	24.5	26.5	27.0
8	14.7	15.5	16.0	16.3	16.3	18.1	19.3	21.0
9	15.0	15.5	16.4	18.3	20.3	22.5	23.4	24.7
10	17.0	16.5	15.9	14.7	14.9	16.3	18.2	18.8
11	13.5	14.6	15.1	18.4	21.0	22.5	23.5	24.3
12	16.6	16.8	17.2	18.8	20.0	22.4	23.5	24.0
13	15.5	15.5	16.5	17.0	17.5	17.5	17.5	17.5
14	16.6	17.3	18.5	18.8	21.0	22.0	22.5	20.5
15	17.3	17.5	18.8	20.3	20.7	22.5	23.5	22.0
16	16.3	16.5	18.5	19.7	21.8	22.7	23.8	21.8
17	17.7	17.7	19.5	20.8	22.0	23.0	24.0	25.5
18	17.0	17.3	17.5	19.0	21.0	21.3	20.3	20.0
19	17.4	17.2	18.0	18.9	19.3	20.0	20.3	20.5
20	14.8	14.5	14.8	14.5	15.0	15.5	16.5	17.0
21	13.2	13.5	15.0	18.5	20.7	21.8	22.4	23.5
22	16.2	18.4	18.6	21.0	22.7	23.4	24.7	25.3
23	18.5	19.0	19.3	20.0	23.2	24.5	25.2	25.6
24	18.5	18.5	18.8	21.3	23.7	24.1	24.8	24.0
25	18.8	20.0	19.5	21.0	22.4	23.3	23.7	25.4
26	19.5	19.7	20.2	21.7	23.5	25.3	25.8	26.4
27	18.3	19.0	20.0	21.0	22.9	23.4	23.6	24.5
28	17.0	17.0	19.2	22.0	24.5	25.7	26.8	26.8
29	17.5	18.0	21.5	21.8	22.5	25.6	28.0	28.0
30	17.8	18.6	19.5	20.0	23.0	25.0	27.0	27.0
平均 Mean	16.5	17.0	17.7	19.3	20.7	21.9	22.7	23.3

六月逐日氣溫 (°C)

in the Month of June, 1936. (°C)

14	15	16	17	18	19	20	21	平均 Mean
15.5	15.7	16.0	16.8	16.3	16.3	16.4	16.2	15.4
21.2	21.5	21.5	21.0	20.5	18.8	18.5	17.5	19.4
25.0	24.0	24.5	23.0	22.0	21.5	20.9	19.5	21.2
20.5	21.0	21.0	21.5	20.6	20.3	18.7	19.5	19.8
23.5	23.5	24.0	23.0	22.5	22.0	20.5	20.5	21.3
23.5	24.0	24.5	24.2	23.2	21.8	21.3	20.8	22.0
26.2	25.6	23.5	23.5	22.5	21.5	18.8	18.5	22.3
21.5	21.6	21.3	21.4	21.0	19.7	19.4	18.6	18.9
25.0	25.3	25.4	24.7	24.5	23.5	23.0	22.9	21.8
20.3	21.0	19.7	19.7	19.8	18.8	18.3	17.5	17.9
25.6	23.4	23.4	22.2	22.2	21.0	20.3	19.6	21.7
25.9	25.0	24.5	23.5	23.0	22.5	22.4	19.9	21.6
17.8	19.0	19.5	18.8	18.5	18.5	17.5	16.0	17.5
20.5	20.8	20.6	19.8	19.8	19.0	19.0	19.0	19.7
21.5	18.6	21.2	20.6	20.3	19.5	18.5	17.7	21.0
23.5	23.0	21.9	21.8	21.0	20.0	19.8	19.9	21.7
20.4	19.5	19.7	19.2	18.6	18.5	17.5	17.5	20.1
19.6	20.8	20.2	19.2	18.5	18.4	18.2	18.0	19.1
19.4	19.5	19.5	18.7	18.7	18.5	18.0	17.8	18.9
17.5	18.0	18.4	18.4	18.5	17.5	17.3	17.9	16.6
23.7	24.7	23.3	23.0	21.8	21.4	21.0	19.3	21.4
25.5	25.5	25.4	24.0	23.6	23.0	22.1	21.5	22.6
26.0	23.5	23.5	22.5	21.5	20.8	21.3	21.9	22.1
25.8	24.8	24.5	23.5	25.4	22.0	23.9	21.5	22.0
25.5	25.3	25.5	25.0	24.0	23.3	23.9	21.5	23.9
26.5	26.2	25.7	24.6	24.2	23.2	22.9	21.8	25.5
27.0	27.0	21.8	24.5	22.7	22.2	21.5	21.2	22.7
27.0	27.9	26.5	26.0	24.5	23.5	23.2	23.0	23.4
28.5	27.5	27.5	26.5	26.0	25.5	23.5	22.8	24.7
27.5	27.5	26.0	26.0	24.5	24.0	23.5	22.0	23.7
23.2	23.0	22.8	22.2	21.6	20.9	20.2	19.5	21.8

中華民國廿五年六月

Absolute Humidity of every day.

日	6	7	8	9	10	11	12	13
1	9.82	10.53	10.99	10.99	10.99	10.61	11.35	11.35
2	12.72	12.72	13.43	13.60	14.16	13.35	14.07	13.35
3	11.06	12.22	12.33	13.31	12.79	13.34	13.67	13.84
4	11.03	12.67	13.69	13.69	13.63	14.35	15.24	14.95
5	12.72	12.83	13.83	14.59	14.43	14.94	14.42	15.70
6	12.85	13.83	13.31	14.07	14.42	16.22	15.05	14.77
7	11.96	11.96	12.99	13.11	14.19	14.77	14.93	15.20
8	8.71	9.30	9.48	9.48	9.48	10.02	10.65	10.09
9	10.61	11.06	11.17	11.95	13.03	14.19	14.42	14.77
10	10.83	11.69	10.99	10.99	11.33	12.22	13.14	13.60
11	10.53	10.99	11.69	12.62	13.63	14.19	14.42	14.14
12	11.06	11.06	11.17	11.17	11.15	11.82	11.99	12.78
13	12.22	11.35	12.72	12.72	12.85	12.62	12.20	12.62
14	13.14	13.14	13.83	14.87	14.07	15.18	14.94	14.38
15	13.67	14.12	14.44	14.59	14.35	13.35	14.71	15.18
16	12.72	12.46	13.83	14.35	14.71	16.22	15.70	15.46
17	12.85	13.43	14.44	14.35	14.94	15.16	15.98	16.22
18	13.14	13.67	14.12	13.83	14.07	15.47	15.47	14.87
19	13.67	13.14	13.43	13.83	14.44	14.59	14.95	15.24
20	11.35	11.35	10.99	10.53	11.05	11.69	11.69	12.72
21	10.11	10.53	11.35	13.43	14.59	15.28	14.94	14.42
22	11.95	12.62	13.83	14.35	14.94	15.03	14.77	14.52
23	13.60	13.69	13.31	13.63	14.65	14.14	13.60	13.31
24	13.83	14.44	14.44	14.07	14.65	15.79	15.46	15.46
25	14.44	14.44	14.44	14.43	14.65	14.42	15.98	15.17
26	14.87	14.87	14.59	14.45	14.42	14.77	15.70	15.50
27	13.15	13.31	12.34	13.03	14.97	14.94	14.52	14.93
28	12.23	12.20	13.31	13.54	14.42	15.50	14.41	14.42
29	12.85	13.15	14.59	15.46	15.98	15.98	15.66	14.69
30	11.67	12.91	13.87	14.71	14.33	15.73	16.42	14.93
平均 Mean	12.21	12.52	12.92	13.50	13.68	14.22	14.34	14.39

逐日絕對濕度 (m.m.)

In the Month of June, 1936. (m.m.)								平均 Mean
14	15	16	17	18	19	20	21	
11.98	11.45	11.45	12.22	12.22	12.22	12.22	12.72	11.37
13.83	13.54	13.83	13.83	12.79	12.27	12.43	12.33	13.26
14.23	14.42	14.14	15.91	15.54	13.83	12.79	13.93	13.29
14.95	14.71	14.71	14.71	14.97	15.24	13.87	14.59	14.17
15.70	14.65	14.42	14.77	14.19	13.54	13.35	13.63	14.23
15.79	14.52	13.60	14.14	13.67	14.13	13.54	13.35	14.29
13.79	13.31	13.84	13.67	13.93	12.59	11.15	10.41	13.12
11.01	12.27	12.50	12.59	12.79	12.34	12.33	12.09	10.91
13.84	14.23	14.23	13.09	13.67	13.67	13.54	13.54	13.19
13.87	14.07	13.03	13.87	13.87	13.60	13.15	12.62	12.67
13.81	12.78	12.78	13.03	12.83	12.27	11.15	11.30	12.64
12.49	13.92	13.38	13.67	13.67	15.57	16.99	13.60	12.71
13.43	13.03	13.60	12.91	12.33	12.33	12.62	12.99	12.61
14.35	14.59	14.97	13.87	14.59	13.87	13.87	13.87	14.19
14.07	14.71	14.71	14.07	14.35	13.69	12.33	12.62	14.05
14.65	15.18	14.71	14.97	14.97	13.63	13.87	13.87	14.35
14.35	14.35	14.35	11.35	13.87	13.69	13.43	13.43	14.32
14.87	15.70	14.59	14.44	13.83	14.12	14.12	14.12	14.49
14.44	14.87	14.87	14.68	15.16	14.12	14.12	13.83	14.34
12.85	13.43	13.69	13.83	13.83	12.62	12.85	12.85	12.52
13.67	13.67	12.59	12.59	11.99	13.11	13.63	13.31	13.19
14.23	13.60	13.84	12.49	12.43	14.19	14.19	14.43	13.84
13.99	14.42	14.42	14.65	13.54	11.07	12.72	13.63	13.80
15.38	15.46	15.46	15.33	14.63	15.37	14.94	1.43	14.92
15.17	15.17	15.17	15.18	15.38	15.33	16.50	1.46	15.14
14.41	14.64	14.93	13.84	13.79	11.94	14.43	13.83	14.73
14.41	13.79	13.31	13.69	14.19	14.91	14.71	13.53	13.23
14.92	14.64	15.59	14.23	14.14	14.14	14.65	14.94	14.23
15.66	13.99	15.95	15.39	14.93	15.99	14.14	12.30	14.80
13.79	15.20	15.73	15.46	14.52	12.47	13.67	13.31	14.30
14.12	14.13	14.19	13.96	13.82	13.89	13.58	13.31	13.55

中華民國二十五年

Relative Humidity of evap ^r												
RD. 1977	1	2	3	4	5	6	7	8	9	10	11	12
1	82.0	85.0	84.0	84.0	84.0	80.0	86.0	81.0	85.0	87.0	86.0	88.0
2	87.0	87.0	87.0	87.0	87.0	87.0	87.0	83.0	78.0	75.0	68.0	67.5
3	70.0	78.5	80.0	81.0	82.0	82.0	82.0	78.0	69.0	64.0	62.5	58.0
4	77.5	78.5	77.0	80.0	81.0	82.0	81.0	79.0	77.0	74.0	73.0	76.0
5	82.5	82.5	83.0	84.0	84.0	84.0	85.0	82.0	77.0	67.0	62.0	58.0
6	77.0	77.0	77.5	79.0	80.0	81.0	82.0	79.5	74.0	65.0	60.0	60.0
7	74.0	70.0	74.0	75.0	76.0	72.0	77.5	72.5	65.0	60.0	57.0	50.0
8	65.0	63.0	66.0	66.0	67.0	70.0	70.0	78.0	67.0	67.0	66.0	62.0
9	73.0	83.0	82.5	82.5	82.0	83.0	81.0	82.0	77.0	72.0	67.0	62.0
10	77.0	78.0	78.0	78.0	76.0	77.0	82.0	85.0	85.0	85.0	85.0	84.0
11	81.0	81.0	82.0	84.0	84.0	85.0	84.0	84.0	77.0	67.0	62.0	60.0
12	75.0	74.0	74.0	75.0	78.0	80.0	80.0	78.0	73.0	65.0	60.0	56.0
13	73.0	73.5	74.0	74.0	75.0	82.0	83.0	83.0	82.5	80.0	82.0	82.5
14	83.0	84.5	83.0	85.0	85.5	85.0	85.0	82.5	81.0	75.0	72.0	70.0
15	85.0	87.0	86.5	86.5	87.0	87.0	88.0	87.0	80.0	77.0	68.0	75.0
16	84.0	85.0	84.0	84.5	84.5	85.0	83.0	82.0	79.0	70.5	70.0	65.0
17	89.0	81.0	82.5	84.0	84.0	84.5	84.0	83.0	77.0	79.0	65.0	65.0
18	87.0	87.0	92.0	92.0	92.0	88.0	87.0	87.4	82.0	77.0	80.0	80.0
19	87.0	87.0	87.0	87.0	87.0	87.0	87.0	86.0	85.5	84.0	83.0	75.0
20	89.0	88.0	88.0	88.3	87.8	87.0	87.5	87.0	87.0	87.0	83.5	85.0
21	84.5	85.0	85.7	86.0	86.0	86.0	85.7	85.7	82.0	75.0	70.5	65.0
22	81.0	80.0	82.5	84.5	85.0	85.0	82.0	82.5	75.0	68.0	60.5	61.0
23	89.0	81.0	80.0	82.2	83.5	83.0	82.0	76.0	73.0	61.0	58.0	57.5
24	77.0	77.0	77.0	80.0	82.5	82.0	82.0	80.5	73.0	69.5	68.0	61.7
25	79.5	80.0	80.0	79.8	79.7	80.0	81.0	80.0	77.0	70.5	65.0	65.0
26	76.0	77.2	77.0	77.2	79.5	80.0	79.5	78.0	73.0	70.0	65.0	60.0
27	77.5	79.8	77.2	79.2	79.0	78.5	79.5	77.0	75.0	70.0	66.0	51.0
28	80.0	81.7	80.0	82.0	81.5	82.0	82.0	80.0	79.0	64.0	57.0	55.0
29	78.0	80.0	80.0	81.5	82.0	83.0	81.0	82.0	78.0	69.0	58.0	56.0
30	65.0	66.0	67.0	70.0	75.0	75.0	77.0	75.0	74.0	64.0	60.0	57.0
平均 Mean	79.1	79.9	80.5	81.3	82.0	82.3	82.6	81.3	76.9	71.6	67.7	66.1

六月逐日相對溼度 (%)

day. in the Month of Jun., 1935. (%)

13	14	15	16	17	18	19	20	21	22	23	24	By Mean
87.0	84.7	83.0	83.5	84.2	81.0	85.0	83.0	83.0	86.0	86.5	86.5	84.9
57.0	63.7	62.5	61.0	67.0	65.0	69.1	73.0	74.0	76.0	77.5	78.0	75.7
56.0	53.0	53.0	53.0	53.0	57.5	61.0	67.0	70.0	72.5	75.0	75.0	68.5
78.0	78.9	68.0	74.0	73.0	72.0	74.0	75.9	79.0	80.0	82.5	82.5	77.3
77.0	80.0	58.0	57.0	56.0	55.0	62.0	65.0	67.0	70.0	73.0	75.0	70.5
59.0	67.9	59.9	55.0	54.0	54.0	57.0	64.0	65.0	65.0	70.0	70.0	68.0
18.9	48.7	49.9	59.0	58.0	61.0	62.0	64.9	65.0	66.0	67.0	67.0	63.6
78.0	59.0	61.0	61.0	62.0	63.0	66.0	70.0	70.0	71.0	72.0	73.0	66.4
58.0	59.7	55.9	52.9	52.0	51.9	58.7	65.9	71.9	67.9	70.0	73.4	69.0
77.0	75.0	72.0	74.7	71.0	75.0	74.0	75.9	78.0	77.0	78.0	80.0	78.4
38.0	55.9	57.0	47.9	47.0	40.0	52.0	63.0	62.0	69.0	70.0	72.5	67.4
70.0	51.9	55.9	55.9	55.5	69.0	64.0	68.0	70.0	74.0	75.0	75.0	67.6
82.5	82.5	82.0	75.9	77.0	76.9	77.0	81.0	89.0	82.0	84.0	84.0	79.4
78.0	78.0	77.0	77.0	78.9	81.0	82.0	83.5	82.5	82.5	83.0	86.0	89.9
74.9	73.9	89.0	73.0	72.0	75.0	77.0	79.9	82.0	83.0	82.5	82.5	81.4
62.0	64.5	65.0	71.0	69.0	71.9	73.0	75.5	76.0	78.0	78.5	80.0	75.8
62.0	81.0	82.9	81.0	82.5	84.0	84.0	84.0	85.0	86.0	86.0	87.0	80.1
83.0	83.0	87.0	83.0	82.0	85.0	87.0	87.0	87.0	87.5	87.5	88.0	85.4
79.0	82.5	83.0	82.9	84.0	83.5	87.0	87.5	88.3	88.0	89.0	89.0	85.4
84.5	81.0	79.7	78.0	77.0	78.9	73.5	89.9	82.0	82.5	83.0	84.0	83.7
60.0	65.7	53.5	50.0	59.0	51.5	55.0	65.0	73.0	74.5	77.8	80.0	72.2
54.0	50.2	48.0	46.0	47.5	49.0	56.0	65.0	70.5	74.1	77.0	77.0	68.0
53.5	52.0	63.0	62.0	70.0	72.0	70.3	70.0	75.0	75.0	76.8	77.0	71.9
60.0	59.7	64.0	56.0	61.7	65.0	65.0	70.9	73.0	75.9	77.9	79.0	71.2
60.0	57.0	57.0	56.0	57.5	58.5	62.0	66.9	72.0	72.5	74.5	75.2	73.2
59.0	55.0	55.5	57.0	57.5	62.0	68.0	70.0	70.0	72.4	74.0	76.0	69.0
65.0	54.0	51.0	54.0	58.0	63.0	71.0	79.0	73.0	75.5	76.0	78.0	70.5
54.5	52.5	53.0	54.0	54.0	51.9	56.0	71.0	72.5	72.0	73.0	75.0	68.1
51.0	51.0	50.0	50.0	59.5	53.0	53.0	56.8	53.0	52.0	55.0	60.0	64.3
53.0	51.0	54.9	60.0	60.0	67.9	69.0	60.0	62.0	65.0	67.0	70.0	64.5
64.2	64.1	63.1	62.9	64.2	65.3	60.1	74.8	73.7	75.0	76.7	77.8	73.3

中華民國廿五年六月

Form and Direction of Clouds of

H D.	1		2		3		4		5		6		7	
	For.	Dir.	For.	Dir.	For.	Dir.	For.	Dir.	For.	Dir.	For.	Dir.	For.	Dir.
1	N	sE	N	sE	N	sE	N	sE	N	sE	N	sE	N	sE
2	As	sw	As	w	As	w	As	sw	As	w	As	w	As	w
3	As	w	C	w	C	w	As	sw	As	w	As	w	As	w
4	As	wsw	As	wsw	As	wsw	As	wsw	As	wsw	As	wsw	As	wsw
5	S	wsw	S	wsw	S	wsw	S	wsw	S	wsw	S	wsw	S	wsw
6	S	w	S	wsw	s	wsw	S	wsw	S	wsw	S	wsw	As	wsw
7	C	w	C	w	s	w	k	w	k	w	k	w	As	w
8	N	w	As	w	As	w	As	w	As	w	As	w	As	w
9	N	w	As	w	Cs	w	S	w	S	w	S	w	As	w
10	N	nE	N	nE	N	nE	N	nE	N	nE	N	nE	As	w
11	Ck	nE	S		S		S		S		S		k	
12	C	w	C	w	sk	w	S	w	S	w	S	w	S	w
13	N	sw	As	sw	As	sw	As	sw	As	sw	As	sw	As	sw
14	As	wsw	As	wsw	As	wsw	As	wsw	As	wsw	As	wsw	As	wsw
15	As	sw	As	sw	As	sw	As	sw	As	sw	As	sw	As	sw
16	As	sw	As	sw	As	sw	As	sw	As	sw	As	sw	As	sw
17	As	sw	As	sw	As	sw	As	sw	As	sw	As	sw	As	sw
18	As	sw	As	sw	As	sw	As	sw	As	sw	As	sw	As	sw
19	As	sw	As	sw	As	sw	As	sw	As	sw	As	sw	As	sw
20	As	sw	As	sw	As	sw	As	sw	As	sw	As	sw	As	sw
21	Ck	sw	S	sw	S	sw	k	sw	k	sw	k	sw	k	sw
22	S	sw	S	sw	S	sw	S	sw	S	sw	S	sw	S	sw
23	As	sw	As	sw	As	sw	As	sw	As	sw	As	sw	As	sw
24	As	sw	As	sw	As	sw	As	sw	As	sw	As	sw	As	sw
25	N	sw	N	sw	N	sw	As	sw	As	sw	As	sw	As	sw
26	S	sw	S	sw	S	sw	S	sw	S	sw	S	sw	S	sw
27	S	sw	S	sw	S	sw	S	sw	S	sw	S	sw	S	sw
28	S	sw	S	sw	S	sw	S	sw	S	sw	S	sw	S	sw
29	S	sw	S	sw	S	sw	S	sw	S	sw	S	sw	S	sw
30	CS	sE	Cs	s	eS	sw	As	sE	As	sE	As	sE	Cs	sE

中華民國二十五年六月逐日雲量

Cloud Amount of Ecryp. day, in the Month of June, 1936.

日 D.	時 H.	Cloud Amount																				平 均 mean	
		6	7	8	9	10	11	12	13	14	15	16	17	18	19	20	21	22	23	24	25		
1		10.0	10.0	10.0	10.0	10.0	10.0	10.0	10.0	10.0	10.0	10.0	10.0	10.0	10.0	10.0	10.0	10.0	10.0	10.0	10.0	10.0	10.0
2		2.0	4.0	8.0	10.0	8.0	2.0	2.0	9.0	10.0	9.0	9.0	9.0	9.0	9.0	9.0	9.0	9.0	9.0	9.0	9.0	9.0	9.0
3		2.0	3.0	4.0	6.0	7.0	7.0	7.0	4.0	3.0	6.0	2.0	1.0	2.0	2.0	8.0	8.0	8.0	8.0	8.0	8.0	8.0	8.0
4		9.0	2.0	6.0	4.0	5.0	7.0	8.0	9.0	8.0	8.0	8.0	8.0	8.0	8.0	8.0	8.0	8.0	8.0	8.0	8.0	8.0	8.0
5		9.0	2.0	6.0	4.0	5.0	7.0	8.0	9.0	8.0	8.0	8.0	8.0	8.0	8.0	8.0	8.0	8.0	8.0	8.0	8.0	8.0	8.0
6		9.0	7.0	8.0	8.0	8.0	9.0	9.0	5.0	2.0	6.0	5.0	5.0	5.0	5.0	5.0	5.0	5.0	5.0	5.0	5.0	5.0	5.0
7		8.0	7.0	4.0	2.0	2.0	2.0	6.0	7.0	7.0	8.0	8.0	8.0	8.0	8.0	8.0	8.0	8.0	8.0	8.0	8.0	8.0	8.0
8		10.0	10.0	10.0	10.0	10.0	10.0	10.0	5.0	7.0	6.0	2.0	5.0	5.0	5.0	5.0	5.0	5.0	5.0	5.0	5.0	5.0	5.0
9		10.0	10.0	10.0	2.0	8.0	6.0	3.0	2.0	2.0	2.0	2.0	2.0	2.0	2.0	2.0	2.0	2.0	2.0	2.0	2.0	2.0	2.0
10		12.0	12.0	10.0	10.0	10.0	10.0	7.0	7.0	7.0	7.0	7.0	7.0	7.0	7.0	7.0	7.0	7.0	7.0	7.0	7.0	7.0	7.0
11		2.0	1.0	1.0	1.0	1.0	1.0	1.0	1.0	2.0	2.0	2.0	2.0	2.0	2.0	2.0	2.0	2.0	2.0	2.0	2.0	2.0	2.0
12		5.0	5.0	7.0	7.0	5.0	5.0	5.0	6.0	7.0	8.0	8.0	8.0	9.0	9.0	9.0	9.0	9.0	9.0	9.0	9.0	9.0	9.0
13		10.0	10.0	10.0	10.0	10.0	10.0	10.0	10.0	10.0	10.0	10.0	10.0	10.0	10.0	10.0	10.0	10.0	10.0	10.0	10.0	10.0	10.0
14		10.0	10.0	10.0	1.0	3.0	8.0	8.0	9.0	9.0	8.0	8.0	7.0	8.0	8.0	8.0	8.0	8.0	8.0	8.0	8.0	8.0	8.0
15		10.0	10.0	9.0	8.0	8.0	8.0	8.0	9.0	10.0	9.0	8.0	8.0	7.0	7.0	7.0	7.0	7.0	7.0	7.0	7.0	7.0	7.0
16		8.0	7.0	5.0	6.0	7.0	6.0	6.0	7.0	10.0	10.0	9.0	9.0	8.0	7.0	4.0	4.0	4.0	4.0	4.0	4.0	4.0	4.0
17		9.0	7.0	5.0	5.0	8.0	7.0	3.0	10.0	10.0	10.0	10.0	10.0	10.0	10.0	10.0	10.0	10.0	10.0	10.0	10.0	10.0	10.0
18		10.0	10.0	10.0	9.0	9.0	10.0	10.0	9.0	2.0	9.0	10.0	10.0	10.0	10.0	10.0	10.0	10.0	10.0	10.0	10.0	10.0	10.0
19		10.0	10.0	10.0	10.0	10.0	10.0	10.0	9.0	6.0	10.0	10.0	10.0	10.0	10.0	10.0	10.0	10.0	10.0	10.0	10.0	10.0	10.0
20		10.0	10.0	10.0	10.0	10.0	10.0	10.0	10.0	10.0	10.0	10.0	10.0	10.0	10.0	10.0	10.0	10.0	10.0	10.0	10.0	10.0	10.0
21		2.0	2.0	1.5	1.0	1.0	1.0	1.0	1.0	2.0	3.0	1.0	1.0	0.5	2.0	0.0	0.0	0.0	0.0	0.0	0.0	0.0	0.0
22		3.0	3.0	4.0	3.0	3.0	2.0	2.0	2.0	2.0	3.0	4.0	4.0	2.0	3.0	3.0	3.0	3.0	3.0	3.0	3.0	3.0	3.0
23		9.0	9.0	9.0	8.0	3.0	2.0	5.0	5.0	5.0	7.0	9.0	7.0	7.0	7.0	7.0	7.0	7.0	7.0	7.0	7.0	7.0	7.0
24		10.0	10.0	9.0	8.0	7.0	7.0	8.0	8.0	8.0	8.0	8.0	8.0	8.0	8.0	8.0	8.0	8.0	8.0	8.0	8.0	8.0	8.0
25		10.0	10.0	10.0	10.0	10.0	10.0	10.0	10.0	10.0	10.0	10.0	10.0	10.0	10.0	10.0	10.0	10.0	10.0	10.0	10.0	10.0	10.0
26		10.0	9.0	10.0	10.0	10.0	10.0	10.0	10.0	10.0	10.0	10.0	10.0	10.0	10.0	10.0	10.0	10.0	10.0	10.0	10.0	10.0	10.0
27		10.0	10.0	10.0	9.0	10.0	8.0	4.0	3.0	2.0	2.0	2.0	2.0	2.0	2.0	2.0	2.0	2.0	2.0	2.0	2.0	2.0	2.0
28		1.0	1.0	1.0	1.0	1.0	1.0	1.0	1.0	1.0	1.0	1.0	1.0	1.0	1.0	1.0	1.0	1.0	1.0	1.0	1.0	1.0	1.0
29		1.0	1.0	2.0	3.0	3.0	3.0	2.0	2.0	4.0	2.0	2.0	2.0	2.0	2.0	2.0	2.0	2.0	2.0	2.0	2.0	2.0	2.0
30		9.0	9.0	9.0	9.0	9.0	9.0	9.0	9.0	9.0	9.0	9.0	9.0	9.0	9.0	9.0	9.0	9.0	9.0	9.0	9.0	9.0	9.0
月 4 mean		7.9	7.9	7.4	7.2	7.1	7.0	6.9	6.8	7.0	7.2	7.2	6.5	6.2	5.5	5.9	5.5	6.8					

中華民國二十五年六月逐日能見度

Visibility of every day, in the Month of June, 1936.

日 D.	6	7	8	9	10	11	12	13	14	15	16	17	18	19	平 均 Mean
1	5	5	4	4	3	3	5	5	4	7	5	5	5	4	4.6
2	7	7	8	8	8	7	7	8	8	8	8	8	8	8	7.3
3	3	3	8	8	8	8	8	8	8	8	8	8	8	8	6.7
4	5	7	7	7	8	7	6	7	7	7	7	7	7	6	7.6
5	7	7	7	8	8	8	8	8	8	7	7	8	8	7	
6	7	7	7	7	7	7	7	7	7	8	7	7	7	7	7.1
7	7	7	7	7	8	8	8	8	8	8	8	8	8	8	7.4
8	7	7	7	7	6	7	7	7	7	7	7	7	7	6	6.9
9	5	7	7	7	7	7	7	8	8	8	8	8	8	8	7.2
10	6	2	2	2	3	5	5	6	7	7	7	7	7	7	5.2
11	3	5	7	7	8	8	8	8	8	8	8	8	8	7	7.2
12	3	7	7	7	7	8	8	8	8	8	8	8	8	7	7.0
13	3	6	7	6	6	5	5	5	5	7	7	7	7	7	5.8
14	4	7	7	7	7	7	7	7	7	8	8	8	8	6	6.8
15	4	7	7	7	8	7	8	7	7	7	8	8	7	7	7.1
16	6	5	7	7	8	8	8	8	7	7	8	8	7	7	7.1
17	7	7	7	7	8	7	7	7	7	5	5	4	5	5	6.1
18	6	6	6	7	7	4	4	4	4	7	7	4	4	4	5.5
19	6	6	6	7	7	7	7	6	5	7	7	7	4	4	6.0
20	5	5	5	5	5	7	7	7	7	7	7	7	7	7	6.2
21	5	7	5	7	7	8	8	8	8	8	8	8	8	7	7.3
22	3	7	7	7	7	6	5	8	8	8	6	9	9	8	7.4
23	7	7	7	7	8	8	8	8	8	8	8	8	8	7	7.0
24	7	8	8	8	8	8	8	8	8	8	8	8	8	7	7.8
25	7	7	7	8	8	8	8	8	8	8	8	8	8	7	7.6
26	7	7	7	7	7	7	7	8	8	8	8	8	7	9	7.4
27	7	7	7	7	7	9	9	9	9	9	9	9	9	9	7.9
28	7	7	7	8	8	8	8	9	9	9	9	9	9	9	8.3
29	7	5	7	7	8	8	8	9	9	9	9	9	9	9	7.9
30	7	4	5	5	5	7	7	8	8	8	8	8	9	8	6.9
平 均 Mean	5.6	6.2	6.5	6.8	7.0	7.1	7.2	7.3	7.4	7.6	7.5	7.1	7.1	6.7	7.0

中華民國廿五年六月

Wind Direction and Wind Velocity of ceerp

H	6		7		8		9		10		11		12		13	
	Dir.	Vel.	Dir.	Vel.	Dir.	Vel.	Dir.	Vel.	Dir.	Vel.	Dir.	Vel.	Dir.	Vel.	Dir.	Vel.
1	ESE	4.3	ESE	2.3	ESE	0.5	ESE	0.6	ESE	0.3	ESE	1.2	ESE	1.0	SE	0.7
2	SW	1.0	SSW	3.9	SSW	3.7	SSW	4.7	SSW	1.6	SSW	3.2	SSW	7.3	SSW	6.6
3	NNE	0.3	SE	0.6	SW	3.0	SW	5.6	SW	6.6	SW	6.2	SW	5.2	SSW	6.4
4	WSW	0.3	SSW	1.3	SSW	2.1	SSW	4.6	SSW	5.6	SSW	2.8	SSW	1.6	SSW	3.0
5	S	0.3	SW	2.3	SSE	2.1	SSW	2.6	SSW	4.9	SSW	6.1	SSW	7.0	SW	9.2
6	SSW	0.3	SSW	3.0	SSW	4.6	SSW	7.2	SSW	6.2	SSW	5.4	SSW	8.3	SSW	7.5
7	NW	2.2	SW	3.3	WNW	5.5	W	4.5	W	4.5	W	5.1	W	5.7	SSW	6.4
8	NE	0.3	NE	0.4	SE	0.5	NE	6.6	SSE	0.4	NNE	1.8	NW	1.1	NW	3.5
9	NNE	1.0	NNE	2.3	NE	1.1	SSW	0.6	SSW	0.3	SW	0.4	SW	1.0	S	1.1
10	NE	1.3	NE	0.5	NE	0.3	S	0.5	S	0.3	NE	0.5	NE	0.4	SE	0.5
11	NE	0.3	NNE	0.3	NNE	0.5	NW	0.5	SSW	3.4	SSW	1.5	SW	2.5	SSW	3.4
12	NNE	0.3	E	0.3	S	0.3	SSW	2.5	SSW	4.8	SSW	5.7	SSW	2.7	SSW	8.4
13	NNE	0.3	NNE	0.3	NNE	0.3	NNE	0.3	NNE	0.3	NNE	0.3	SW	0.3	SW	0.3
14	SE	0.3	SSW	1.5	SSW	0.3	SSW	0.3	S	2.0	SSW	3.2	NW	5.7	SSW	4.1
15	SE	0.3	SE	1.1	SSW	2.7	SSW	5.8	SW	1.0	SSE	5.0	NW	3.3	WNW	7.2
16	NNE	0.3	SSK	0.3	S	4.2	S	3.4	SSW	4.0	SSW	5.5	SW	5.4	SW	6.0
17	NNE	0.3	NNE	1.1	SSW	1.6	SSW	2.6	SW	3.6	WSW	3.7	SSW	1.0	NW	2.0
18	SSW	0.3	SSW	1.2	SW	1.2	SSW	3.3	SSW	4.7	S	2.6	SSW	2.5	SW	1.9
19	SSW	0.3	SSW	5.4	SSW	5.4	SSW	2.2	SSW	7.2	S	5.6	SW	6.9	S	3.8
20	NW	1.1	NW	1.3	NW	0.3	NW	0.3	SW	0.4	WNW	0.5	WNW	0.5	WNW	3.7
21	NNE	0.3	NNE	0.8	ESE	1.4	SE	1.0	SSW	2.5	SSE	3.7	SSE	2.7	SSW	4.4
22	NNE	0.4	W	0.3	SSE	1.3	SSW	4.8	SSE	3.4	S	4.9	S	6.7	SSE	6.8
23	W	0.4	SW	2.9	SW	3.2	SSW	2.5	SSW	1.0	S	3.4	SSE	3.6	SSW	6.5
24	SSW	0.4	SSW	9.1	SSW	1.3	SW	3.7	S	4.6	SSW	3.6	SSW	6.5	SSW	3.8
25	SSW	5.2	SSW	7.8	SSW	4.2	SSW	6.0	SSW	4.4	SSW	3.5	SSW	1.3	SSW	3.4
26	SSW	0.4	SSW	0.8	SW	2.1	SSW	3.5	SSW	7.4	SSW	8.0	S	3.3	S	8.1
27	SSW	0.3	SSW	2.6	W	1.4	S	6.0	SW	5.2	W	0.7	S	0.5	SW	6.1
28	C	0.0	WNW	0.3	W	1.6	SSW	3.5	SSW	5.0	SSW	7.0	SSW	7.9	SSW	8.3
29	NNE	0.4	NNE	0.3	NE	0.3	SW	5.0	NW	3.2	SSW	3.4	NW	3.0	SW	5.8
30	NE	0.5	NE	0.4	SE	0.3	NE	0.3	SSW	0.9	SE	2.1	ESE	2.6	SSE	2.1
Mean		0.7		1.4		2.1		3.7		3.5		3.7		4.1		4.6

逐日風向及風速

day, in the Month of June, 1936.

14		15		16		17		18		19		20		21		4 1/2 room
向 Dir.	速 Vel.	向 Dir.	速 Vel.	向 Dir.	速 Vel.	向 Dir.	速 Vel.	向 Dir.	速 Vel.	向 Dir.	速 Vel.	向 Dir.	速 Vel.	向 Dir.	速 Vel.	
SE	0.5	SE	1.1	SE	0.6	SE	0.3	SE	0.3	C	0.0	C	0.0	C	0.0	0.5
SW	5.7	SW	6.3	SW	8.6	SW	11.6	SW	4.1	SW	1.2	SW	0.7	SW	0.5	5.0
SSW	8.8	SSW	10.2	SSW	7.7	SSW	8.8	SSW	3.6	SSW	1.9	SSW	0.6	SSW	1.8	4.8
SE	6.5	SSE	6.1	S	4.8	S	2.7	SE	2.6	SE	0.4	SSW	0.2	SSW	3.7	3.0
SSW	10.1	SSW	3.4	SW	6.7	SSW	2.9	SSW	1.2	SW	2.5	SW	2.6	SSW	2.6	4.2
SSW	12.1	W	2.6	W	4.2	SW	7.7	SW	4.2	SSW	4.5	SSW	0.6	SSW	5.8	5.4
SW	10.1	W	2.6	SE	3.1	W	2.6	NNE	2.2	NNW	1.6	NE	1.7	NE	0.5	4.1
NNE	5.6	N	2.5	NNE	0.5	NNE	0.7	NE	0.4	SE	0.3	NE	0.5	NE	0.5	1.2
SE	3.5	SE	4.1	SSW	5.7	SSW	0.7	S	1.3	SSW	3.9	S	4.5	SSW	5.5	2.2
SE	0.5	S	4.0	SW	0.3	SSW	0.3	SSW	2.0	SE	1.7	SW	1.4	SE	0.4	0.8
SSW	4.6	SSW	5.4	SSW	5.6	SSW	4.0	S	3.3	S	1.1	SSE	0.5	SW	0.5	2.3
SSW	6.8	SSW	6.9	SSW	5.3	SSW	3.6	WSW	3.3	SSW	4.3	SSW	1.4	SSW	0.5	4.2
SW	0.5	SSW	1.0	SSW	2.9	SSW	3.1	SSW	2.2	SSW	0.8	SW	3.4	S	0.4	0.9
SSW	4.7	SSW	6.9	SW	7.7	SSW	3.9	SE	2.6	SSE	0.5	SSE	2.3	S	1.3	2.6
SSW	3.5	SSW	0.6	ESE	1.5	SSW	0.5	SE	0.3	SE	1.6	SSW	1.5	SSW	1.5	2.6
SE	1.8	S	5.8	S	8.2	SE	0.6	E	0.3	ESE	2.6	ESE	1.6	SE	0.5	2.9
S	4.2	SE	2.5	SW	1.0	SSW	0.4	SW	0.9	SW	0.5	SW	0.4	SW	0.5	1.5
SSW	2.0	SSW	4.1	S	5.2	NE	1.1	NE	1.6	NW	0.5	NW	0.5	NE	0.5	2.6
S	0.8	SSE	9.8	SSW	0.9	SSW	0.5	NW	0.5	NE	0.4	C	0.0	NE	0.5	2.2
NNW	1.0	W	0.7	SW	0.5	SW	0.6	SSW	4.9	SSW	0.6	S	0.5	S	0.5	0.9
SSE	5.8	SSE	5.2	SSW	4.5	SSE	2.7	SSW	0.7	SSW	1.2	SSE	3.4	NE	0.5	2.1
SSW	6.1	SSE	3.7	SSW	5.2	SSW	6.7	S	2.3	SSW	2.9	SSW	6.4	SSW	7.3	4.5
SSW	7.0	SSW	9.3	SSW	10.7	SSW	5.3	SSW	6.5	S	7.4	SSW	8.4	SSW	3.6	5.4
S	6.0	SSW	7.5	SSW	5.3	SSW	2.5	SSW	1.0	SE	1.3	SE	5.3	S	7.6	3.7
S	7.8	S	6.7	S	4.1	S	4.5	SSW	3.7	SSW	2.2	SSW	0.6	SSW	0.7	4.2
SSW	10.5	SSW	6.1	SSW	10.1	SSW	7.4	SW	0.9	SE	0.5	SSW	2.1	SSW	2.2	1.9
S	6.8	S	8.1	SSW	10.2	S	13.1	S	6.8	S	3.1	S	1.7	SSW	1.4	1.7
SSW	2.0	SSW	8.9	SSW	8.2	S	5.5	SSW	3.0	SSW	2.9	SSW	6.5	SS	2.3	1.5
SW	5.4	SSW	4.9	SW	5.5	SSW	3.2	SW	3.2	SSE	2.5	SE	3.6	SE	4.8	3.4
SE	4.1	SSE	11.3	SSE	6.9	S	3.5	S	3.2	S	3.5	S	2.6	SSE	0.4	2.8
	5.9		5.1		5.1		3.7		2.5		1.8		1.7		1.9	3.1

中華民國廿五年

		Ratiffell Amount. in the						
日 No.	昨日 昨日	本日						
		6-7	7-8	8-9	9-10	10-11	11-12	12-13
1	1.5	3.2	1.9	1.5	1.6	1.2	1.6	1.6
2	1.1			T				T
3								
4							1.2	0.1
5	1.3							
6								T
7								
8		T						
9	1.7	0.1						
10		2.1	12.0	1.7	0.3			
11								
12								
13	3.2	0.8			T	2.3	0.7	1.2
14		T				T		1.1
15	3.9						0.4	0.1
16								
17								
18	0.3					0.9	2.8	0.5
19	0.1		T		T			0.3
20	9.8	0.9	0.7	0.3	2.9	0.2	6.3	0.3
21								
22	T							
23								
24	0.6							
25								
26								
27								
28								
29								
30								
總計 Total	23.5	7.1	14.6	3.7	4.8	4.6	7.0	5.2

六月逐日雨量

Month of June, 1936.

13-14	14-15	15-16	16-17	17-18	18-19	19-20	20-21	總計 Total	期日 Date
0.1 T	0.1 T	T T	0.1	T	T		0.1	14.5	1
								1.1	2
								1.4	3
		0.1						1.3	4
									5
0.1								0.1	6
								T	7
								1.8	8
								16.1	9
									10
									11
0.3					0.4	0.1		8.5	12
0.1				0.1	0.2	0.1	T	1.8	13
0.1	0.8	0.1		T	T			5.4	14
									15
									16
4.2	0.2	0.4	1.9	0.4	T	0.3		7.4	17
0.4	0.4	0.4	1.3	1.5	0.3	0.6	T	9.4	18
0.3	0.1	T	1.6	2.3	1.2	0.3	5.6	12.1	19
0.1	T							15.7	20
								T	21
								0.4	22
	T	T	0.4					0.6	23
			T						24
									25
									26
									27
									28
									29
									30
5.7	1.9	1.0	5.3	4.3	1.9	1.3	5.7	97.6	

中華民國二十五年六月逐日

Daily Values of Meteorological Elements in

日期 Date	壓氣 pressure 600mm+	溫度 Temperature (°C)				濕度 Humidity	露點 Temp. of the D. p. th of 100. sat. (°C)
		平均 Mean	最高 Max.	最低 Min.	較差 Range		
1	4.39	15.4	20.0	13.5	6.5	13.4	17.3
2	3.62	19.4	22.6	15.9	6.6	14.5	17.3
3	2.02	21.2	23.8	15.0	10.8	14.5	17.3
4	1.84	19.8	22.8	15.5	7.3	15.0	17.2
5	2.86	21.3	23.5	15.5	10.0	14.5	17.2
6	3.53	22.0	26.0	16.5	9.5	16.0	17.2
7	3.76	22.3	29.0	16.5	11.5	15.0	17.3
8	4.72	18.9	22.5	14.5	8.0	13.2	17.3
9	3.21	21.8	26.3	15.0	11.3	13.7	17.3
10	4.27	17.9	23.0	14.7	8.3	16.5	17.3
11	5.82	20.7	26.0	13.5	12.5	13.0	17.4
12	4.65	21.6	27.3	16.3	11.2	15.5	17.4
13	5.39	17.5	22.5	13.5	7.0	13.0	17.4
14	3.23	19.7	23.3	16.5	7.0	15.0	17.6
15	3.04	20.0	23.9	17.9	6.9	16.0	17.7
16	3.89	20.7	25.0	16.3	9.7	14.3	17.7
17	5.77	20.1	25.0	17.0	9.0	16.5	17.7
18	6.37	19.1	22.5	16.5	6.0	15.5	17.7
19	5.49	18.9	22.0	17.0	5.0	16.5	17.7
20	6.71	16.6	19.5	14.5	5.0	13.0	17.7
21	5.54	20.4	26.5	12.8	13.7	13.0	17.8
22	4.54	22.6	26.7	16.2	10.5	14.3	17.8
23	4.35	22.1	27.3	17.5	9.8	15.5	17.8
24	5.56	22.6	26.8	18.3	8.5	16.5	17.8
25	5.59	23.0	27.0	18.5	8.5	17.0	17.8
26	4.30	23.5	27.8	19.5	8.3	18.5	17.9
27	5.49	22.7	27.5	18.0	9.5	18.0	18.0
28	6.23	23.7	28.0	16.9	12.9	15.2	18.1
29	6.30	24.4	28.7	17.5	11.2	16.0	18.1
30	6.33	23.7	28.2	16.5	11.7	16.8	18.2
總數 Y or M.	4.57	20.8	23.2	16.1	9.1	15.3	17.6

氣象平均要素

the Month of June, 1936.

濕度		雲量 Amount of cloud 0-10	風		雨		能見度 Vis. 0-9	蒸發量 Amount of Evap- ora- tion	雜項 Miscell- aneous Informa- tions
絕對 Absolute mm.	相對 Relative %		平均速 mean vel. m/s	吹向 Dir. Dmn	量 Amt. mm.	時數 Dur. h			
11.37	84.9	10.0	0.5	ESE	14.5	8.8	4.6	1.5	●●●
13.26	75.7	7.5	5.0	SW	1.1	4.5	7.6	3.1	●●●
13.29	68.5	4.3	4.8	SSW			7.3	3.9	●●●
14.17	77.3	9.0	3.0	SSW	1.4	1.5	6.7	2.7	●●●
14.23	70.3	6.9	4.2	SSW	1.3	1.0	7.6	3.8	●●●
14.20	68.0	6.9	5.4	SSW	0.1	0.2	7.1	3.5	●●●
13.12	63.6	5.4	4.1	W			7.4	4.0	●●●
10.94	66.4	7.8	1.2	NE	7		6.9	3.9	●●●
13.19	69.0	4.9	2.2	SSW	1.8	1.3	7.2	3.9	●●●
12.67	78.4	8.8	0.8	NE	16.1	2.9	5.2	2.2	●●●
12.64	67.4	1.7	2.3	SSW			7.2	4.3	●●●
12.74	67.5	6.4	4.2	SSW			7.0	4.6	●●●
12.60	79.4	8.4	0.9	NNE	8.5	4.1	5.8	2.5	●●●
14.19	87.9	8.8	2.6	SSW	1.8	1.8	6.8	3.2	●●●
14.05	89.4	8.6	2.6	SSW	5.4	1.7	7.1	3.5	●●●
14.35	75.8	7.1	2.9	S			7.1	4.0	●●●
14.32	89.1	8.5	1.5	SW	7.4	3.6	6.1	2.3	●●●
14.71	84.5	9.8	2.0	SSW	9.4	6.8	5.5	2.0	●●●
14.34	85.0	10.0	2.2	SSW	12.1	4.6	6.0	1.8	●●●
12.34	83.7	9.4	0.9	NW	15.7	16.1	6.2	1.5	●●●
13.10	72.2	1.1	2.3	SSW	7		7.3	3.2	●●●
13.84	68.4	2.7	4.5	SSW			7.4	3.2	●●●
13.89	74.4	6.4	5.4	SSW	0.4	0.3	7.6	3.0	●●●
14.92	74.2	7.9	3.7	SSW	0.6	1.0	7.8	3.0	●●●
15.14	70.2	9.1	4.2	SSW			7.9	3.7	●●●
14.73	69.5	9.0	4.9	SSW			7.4	3.4	●●●
13.93	70.5	5.8	4.7	S			7.9	4.0	●●●
14.24	68.1	2.7	4.5	SSW			8.3	3.9	●●●
14.80	64.3	3.1	3.4	SW			7.9	4.1	●●●
14.30	64.5	6.9	2.8	SSE			6.9	4.3	●●●
13.65	73.3	6.8	3.1		97.6	60.2	7.0	98.2	●●●

本報啓事

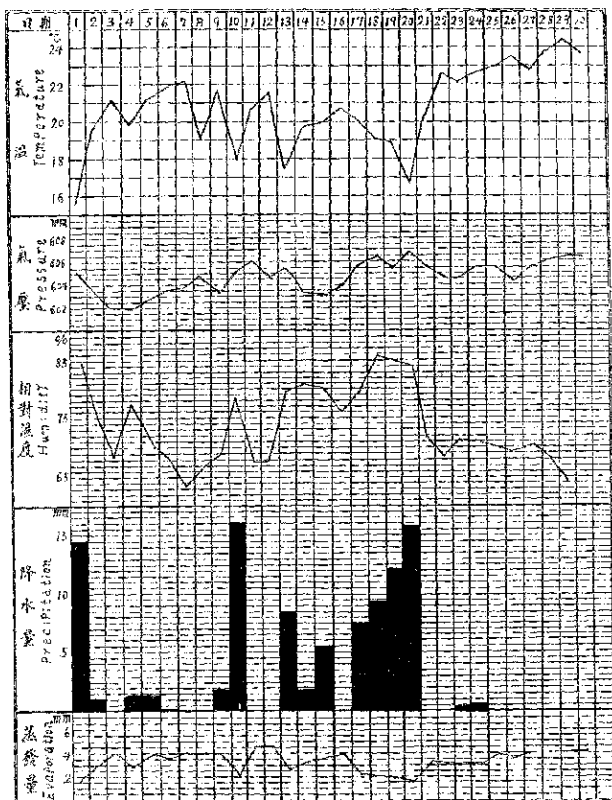
本所自本年六月一日，開始觀測，月終即將結果，統計核算，編輯完竣，六月份月報底稿，早交雲南財政廳印刷局代印，爲因該局事務紛繁，數字符號，多待新鑄，故延緩至今，始克印就出版。本所深以爲歎！惟自本期創刊以後，或能從速印就，按月出版，尙希閱者！原鑒是幸！

雲南省立昆明氣象測候所氣象月報編輯室啟

中華民國二十五年十月八日

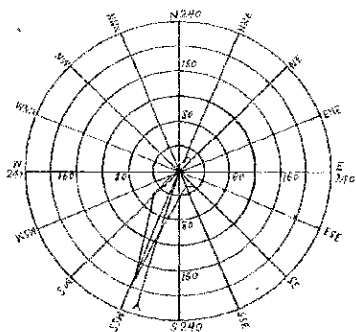
中華民國二十五年六月份各項氣象要素逐日變遷圖

March of Different Meteorological Elements in the Month of June, 1936.



中華民國二十五年六月份風向圖

Wind Rose for June, 1936.



風向次數
Frequency

合成風向
Resultant Direction

方向 Dir.	N	NNE	NE	ENE	E	ESE	SE	SSE	S	SSW	SW	WSW	W	WNW	NNW	N	C
次數 Frequency	2	25	26	1	2	11	36	27	55	184	53	7	17	5	12	5	5
百分數 %	0.4	5.2	5.4	0.2	0.4	2.3	7.5	5.6	11.5	39.4	13	0.3	2.3	1.3	2.5	1.0	0.0

雲南省立
昆明測候所

氣象月報

第一卷 第二期

龔自知題



中華民國二十五年七月份



19
44
—

— 1 —

MONTHLY METEOROLOGICAL BULLETIN

OF

METEOROLOGICAL STATION OF YUNNAN PROVINCE,
KUNMING.

JULY, 1936.

VOL. I, NO. 2.

目次

Table of Contents

本月份天氣概況 *A Summary of Weather Conditions, during the
Month of July, 1936.*

本月份氣象摘要 *Monthly Summary.*

氣壓 *Barometric Pressure.*

溫度 *Air Temperature.*

絕對濕度 *Absolute Humidity.*

相對濕度 *Relative Humidity.*

雲狀與雲量 *Cloud Forms and Direction.*

雲量 *Cloud Amount.*

能見度 *Visibility.*

風向與風速 *Wind Direction and Velocity.*

雨量 *Amount of Rainfall.*

逐日氣象要素數值 *Daily Values of Meteorological Elements.*

凡例 *Explanatory Remarks.*

各月氣象要素極差圖 *March of Different Meteorological Elements.*

風向圖 *Wind Rose.*



民國二十五年七月份昆明天氣概況：

昆明本月天氣，溫度溫度，尚近正常；氣壓稍高；風力較小；雨量欠缺不足，全月雨量總計 132.30mm ，不及已往歷年同月平均數 212.20mm 三分之二。

全月中較大之降雨三次：一為三日至四日之風暴雨，低氣壓中心經過長江中部，昆明雷雨三小時，得水 25.10mm 。

次為十四日至十五日之驟線雨：自十三日低氣壓中心發現於福藪之間，行近昆明之北，十六十七時間，氣壓極端最低達 600.80mm 。（未據高庚訂正）十四日驟線塞臨，十四時起，至十五日十二時止，總得雨量 27.30mm ，十五日晨七時，氣溫極端最低達 13.0°C ，十一時氣壓極端最高達 617.16mm 。

再次為二十四日至廿六日之風暴雨：自廿二日覺有淺低氣壓緩行於長江上游，廿三日，昆明即密雲閃電；廿四日十五時起，雷雨間作，陰雨連綿；至廿七日十時止，總計得水 57.60mm 。此第三次雨量為較大者。

其餘兩日，得量較小者，亦可分為三次：一為六日至十日間之地方性雷雨，連日雷電閃電，降水不多，惟十日稍豐，總得水 11.20mm 。次為十八日至二十日之降雨，總得量 7.50mm 。後為廿九日至三十一日之驟面雨，總得量 3.10mm 。

全月雷雨時行；日多至六次，足見地面受熱過強；高空氣溫甚低，所有東亞風暴颶風，活動勢弱，影響中國西南尚小，昆明月內降水量較大三次，與較小三次，混合相間，分配甚屬調勻，當上月下旬農民苦旱之後，雨澤雖形不足，而陰霽日多，晴日絕無，農產救濟不少矣。

中華民國二十五年七月氣象綱要

Monthly Summary for July, 1936.

		氣 壓 Air Pressure	
極高最高	Extreme maximum	607.16mm	在15日11時 on 15th 11h
極低最低	Extreme minimum	600.86mm	在13日16—17時 on 13th 16—17h
平均Mean	本年 Present	604.11mm	
	往年 Past	603.93mm	
		氣 溫 Air Temperature	
極高最高	Extreme maximum	30.9°C	在24日13—14時 on 24th 13—14h
極低最低	Extreme minimum	13.9°C	在15日6—8時 on 15th 6—8h
最高平均	Mean maximum	26.5°C	
最低平均	Mean minimum	17.6°C	
平均Mean	本年 Present	22.6°C	
	往年 Past	20.5°C	
		風 Wind	
最大風速	Maximum velocity	19.8m/s	在6日15—16時 on 6th 15—16h
合成風向	Resultant direction	S5°E79.5W	
		降 水 量 Precipitation	
雨 量	Rainfall	132.0mm	
一日最多雨量	Greatest in 24hours	33.5mm	在26日 on 26th
標準雨量	Normal Rain	212.7mm	
		雜 記 Miscellaneous Informations	
晴天日數	Clear days	0	
曇天日數	Partly cloudy days	8	
陰天日數	Cloudy days	5	
雨天日數	Rainy days	13	
有雷雨日數	Days with thunder-storm	3	3
有雷聲日數	Days with thunder	7	8
有閃電日數	Days with lightning	16	7
有霧日數	Days with mist	1	15
有露日數	Days with fog	1	
有人塵日數	Days with gale	5	1
有日暈日數	Days with solar halo	3	6

中華民國二十五年

Barometric Pressure of every day.

時日 D.	6	7	8	9	10	11	12	13
1	6.36	6.06	6.25	6.26	6.06	5.86	5.66	5.26
2	4.96	4.96	5.06	5.35	5.26	5.36	5.26	4.76
3	3.96	4.26	5.76	3.76	3.56	3.46	3.16	2.76
4	3.86	3.96	4.26	4.36	4.36	4.36	4.26	4.06
5	3.86	3.96	3.96	4.06	3.96	3.96	3.66	3.66
6	3.96	4.16	4.26	4.36	4.56	4.56	4.26	4.26
7	4.36	4.66	4.76	4.76	4.56	4.46	4.16	3.86
8	4.76	4.76	4.86	5.16	5.16	5.16	5.06	4.56
9	5.26	5.36	5.36	5.76	5.66	5.46	5.96	4.56
10	4.26	4.36	4.36	4.36	4.16	3.86	3.66	3.46
11	3.66	3.76	3.76	3.86	3.76	3.86	3.76	3.36
12	3.56	4.86	3.26	4.06	4.16	3.96	2.76	3.56
13	2.26	2.46	2.86	3.06	2.66	2.66	2.26	1.96
14	2.16	2.86	2.86	3.06	3.16	3.26	3.06	2.76
15	6.76	6.56	6.76	6.66	7.06	7.16	6.76	5.26
16	6.36	6.56	6.46	6.56	6.46	6.36	6.16	6.26
17	6.16	6.26	6.36	6.26	6.26	6.26	5.96	5.66
18	5.76	5.76	5.96	6.16	6.36	6.26	6.06	5.86
19	5.96	6.06	6.26	6.26	6.46	6.36	6.06	6.06
20	5.76	5.86	5.86	5.96	5.86	5.96	5.76	5.16
21	5.06	5.26	5.26	5.26	5.06	5.16	5.06	4.56
22	4.46	4.66	4.76	4.76	4.86	4.86	4.26	3.96
23	4.26	4.56	4.56	4.56	4.86	4.66	4.16	3.86
24	5.16	4.76	4.86	4.96	4.96	4.56	4.26	3.66
25	3.26	3.46	3.56	3.56	3.46	3.26	3.06	2.76
26	4.26	4.66	4.56	4.96	5.06	4.96	4.96	4.86
27	5.86	6.16	6.36	6.56	6.56	6.46	5.66	5.16
28	4.26	4.36	4.46	4.66	4.86	4.76	3.66	3.56
29	4.16	4.46	4.66	4.66	4.56	4.56	4.26	3.86
30	4.56	4.66	4.66	4.76	4.66	4.46	3.86	3.36
31	2.26	2.86	2.86	2.86	2.96	2.76	2.66	2.06
Mean	4.57	4.75	4.80	4.89	4.88	4.81	4.45	4.14

七月逐日氣壓 (600 ^{mm} ↑)								
in the Month of July, 1936. (600 ^{mm} ↑)								
14	15	16	17	18	19	20	21	平 ^々 Mean
5.96	4.26	4.76	4.56	3.56	3.96	4.06	4.75	5.17
4.56	3.66	3.76	3.66	2.96	2.76	3.16	3.56	4.32
2.56	1.66	1.86	2.16	2.06	2.66	2.86	3.26	3.00
3.86	3.76	2.56	2.46	2.56	2.76	2.96	3.16	3.62
2.96	2.36	2.06	1.86	1.96	2.26	2.76	3.36	3.17
3.36	3.46	3.26	3.26	4.46	4.56	4.36	4.26	4.08
3.76	3.36	3.26	2.96	3.06	3.16	3.76	4.16	3.94
4.06	3.96	4.06	4.06	4.26	4.66	5.06	5.56	4.70
4.36	3.86	3.66	3.76	3.86	3.86	4.86	4.96	4.67
3.96	2.46	2.36	2.36	2.56	2.66	2.76	3.36	3.38
3.26	2.96	2.76	2.66	2.66	2.86	3.16	3.56	3.35
3.96	2.76	2.26	2.06	2.26	2.76	2.86	3.16	3.25
1.56	1.16	0.86	0.86	1.16	1.26	1.56	1.66	1.89
2.66	2.66	2.66	2.76	3.16	4.16	4.76	5.26	3.20
6.06	5.76	5.46	5.26	5.36	5.36	5.76	5.76	6.11
5.66	5.26	4.76	4.56	4.66	4.76	5.26	6.06	5.76
4.96	4.76	4.16	3.86	3.96	4.56	4.76	5.46	5.34
5.46	5.16	4.76	4.76	5.06	5.46	5.66	6.06	5.64
5.66	5.26	4.56	3.96	4.26	4.26	5.06	5.66	5.53
4.76	4.16	3.66	3.16	3.36	4.06	4.66	4.06	4.88
4.16	3.36	2.26	1.56	2.96	3.16	3.96	4.56	4.17
3.66	2.66	2.36	1.96	2.26	2.46	3.06	3.56	3.66
3.86	3.36	3.26	3.06	3.26	3.46	3.86	4.36	4.00
3.16	3.06	2.96	3.16	3.36	3.66	3.96	4.26	4.03
2.36	2.16	2.06	2.16	2.36	2.76	3.36	3.66	2.95
4.66	4.56	4.46	4.36	4.66	5.46	5.86	6.16	4.90
4.76	4.06	3.76	3.66	3.96	4.36	4.46	4.86	5.17
2.76	2.36	2.26	2.66	2.66	2.96	3.76	4.26	3.64
3.66	3.16	3.36	3.56	3.56	4.36	4.56	4.96	4.77
2.96	2.36	2.16	2.06	2.46	2.56	2.76	2.96	3.45
1.56	1.16	1.26	1.26	1.26	1.56	1.86	2.26	2.11
3.81	3.41	3.15	3.05	3.22	3.53	3.92	4.29	4.11

中華民國廿五年

Air Temperature of every day.

日	6	7	8	9	10	11	12	13
1	19.1	19.6	22.5	23.9	24.6	25.5	26.6	28.0
2	19.5	20.0	22.5	22.5	24.3	26.5	27.6	28.5
3	19.7	20.2	21.9	22.0	24.5	26.5	26.3	27.5
4	18.0	18.0	18.2	19.7	22.5	22.0	23.0	25.0
5	18.0	18.0	18.5	18.5	23.0	24.7	25.5	27.0
6	18.5	19.2	19.8	21.5	23.7	25.3	25.0	26.0
7	17.8	18.0	18.7	20.5	23.9	24.5	25.8	26.5
8	19.5	19.8	21.3	21.9	24.5	24.5	24.0	25.5
9	18.3	19.5	19.8	18.8	21.5	22.5	24.7	25.5
10	18.3	18.5	19.0	19.5	22.5	23.5	24.5	22.5
11	18.3	18.5	18.5	21.5	21.5	21.0	21.5	21.8
12	17.5	18.0	18.6	20.5	21.4	22.5	23.3	23.5
13	19.0	19.3	23.0	21.0	22.5	23.7	24.5	26.3
14	19.5	19.5	20.0	20.5	21.9	22.0	22.7	23.0
15	13.2	13.0	13.5	13.5	15.5	15.5	17.0	19.5
16	17.0	17.0	17.9	19.5	22.0	24.0	25.5	26.0
17	17.0	17.6	18.8	20.5	21.0	23.5	25.5	26.0
18	18.5	18.5	18.5	18.5	20.0	22.0	23.5	25.2
19	18.0	18.0	18.3	19.5	21.2	21.5	21.8	22.5
20	18.0	18.5	19.0	19.5	21.5	24.0	25.5	25.5
21	19.0	19.5	20.5	22.5	24.0	25.5	25.2	25.5
22	18.0	19.0	19.8	22.5	21.5	24.8	25.5	26.0
23	19.5	19.8	21.0	22.0	23.0	24.5	25.6	26.3
24	19.5	22.0	20.6	23.0	25.0	27.5	27.5	28.8
25	18.5	18.5	19.0	19.8	21.5	21.5	22.5	23.5
26	15.5	15.5	16.5	16.5	17.2	17.8	18.0	18.5
27	16.0	16.6	18.5	19.0	20.0	21.0	21.0	22.5
28	16.5	18.8	20.0	26.0	22.8	23.5	24.0	26.5
29	18.8	18.6	19.0	19.7	21.6	22.0	22.4	22.8
30	17.7	18.7	19.2	19.2	21.9	22.6	23.6	24.0
31	18.5	19.5	20.5	21.0	22.0	23.5	24.5	24.5
平均	18.1	18.5	19.2	20.4	21.9	23.2	24.1	24.8

七月逐日氣溫 (°C)								
in the Month of July, 1936. (°C)								
14	15	16	17	18	19	20	21	平均 Mean
27.5	27.3	27.0	26.5	26.7	24.0	24.5	23.0	24.6
29.0	29.0	28.0	27.4	27.0	26.0	24.5	24.0	25.3
28.2	28.5	28.1	27.0	26.5	22.5	21.0	19.0	24.3
28.0	24.5	23.5	23.0	22.3	21.0	20.0	19.5	21.5
27.0	27.0	26.0	25.5	24.5	23.5	22.7	22.5	23.2
27.0	24.0	21.8	20.6	20.5	20.0	19.5	18.7	21.9
25.8	25.7	23.5	23.0	22.7	22.0	21.5	21.0	22.5
25.8	23.5	22.3	23.5	22.3	21.0	20.7	19.7	22.5
25.7	24.5	22.5	22.5	22.5	21.8	20.5	19.5	21.9
22.0	21.0	21.8	20.7	20.0	19.8	19.6	19.3	20.8
22.2	22.0	22.5	21.3	21.2	20.5	20.3	20.0	20.8
23.8	24.0	25.0	24.0	23.5	22.8	22.0	21.0	22.0
25.5	25.5	26.8	24.8	24.0	23.0	22.0	21.5	23.1
23.2	21.5	20.5	20.0	18.5	17.0	16.5	16.5	20.1
24.0	23.5	20.2	19.7	18.7	18.1	17.5	17.0	17.0
26.0	26.0	25.0	25.9	22.8	21.5	20.7	20.5	22.2
23.0	24.7	23.5	23.0	22.5	21.5	21.5	21.5	22.1
25.5	24.0	23.0	22.2	21.5	20.5	20.5	19.5	21.3
23.5	25.7	24.8	23.5	23.5	22.5	21.5	21.0	21.7
26.5	26.0	25.5	26.7	23.5	23.0	22.8	21.8	23.0
26.0	26.5	25.5	24.7	24.5	23.0	22.5	21.0	23.5
26.5	27.0	26.5	24.5	24.0	23.5	21.5	21.0	23.2
26.5	25.8	25.5	25.0	24.0	24.0	23.0	22.2	23.6
27.5	23.9	22.5	21.4	20.7	21.5	20.8	20.5	23.2
23.5	22.5	21.8	21.5	21.0	19.4	18.8	18.5	20.7
18.8	18.8	19.5	18.0	17.8	17.5	17.4	17.0	17.5
23.5	23.0	23.0	22.8	22.5	22.0	21.5	20.2	20.9
23.5	25.0	24.5	23.5	22.4	22.0	21.0	20.8	22.7
22.5	23.1	21.0	20.5	20.5	20.0	20.0	19.8	20.8
24.0	24.0	23.7	23.6	22.5	21.5	20.0	20.0	21.6
26.2	25.0	25.0	24.0	23.5	22.5	22.0	21.0	22.6
25.0	24.5	23.8	23.2	22.5	21.6	20.9	20.3	22.1

中 華 民 國 二 十 五 年

Absolute Humidity of every day.

時日 H	6	7	8	9	10	11	12	13
1	13.15	13.03	14.35	15.85	15.70	15.98	15.50	14.92
2	14.59	14.35	14.02	14.94	15.71	17.26	17.26	16.48
3	14.44	14.34	14.71	13.67	15.79	15.98	16.71	16.48
4	12.62	13.83	13.83	14.59	15.82	12.06	13.03	12.49
5	12.20	12.20	13.60	14.16	14.19	15.98	13.84	14.93
6	13.83	13.60	13.87	14.43	15.05	14.77	14.23	14.93
7	13.43	13.43	14.44	15.47	16.79	17.23	17.54	17.01
8	14.87	15.47	15.24	16.50	17.06	16.22	15.33	15.57
9	13.83	14.44	14.44	14.59	14.71	14.94	15.98	15.98
10	14.68	14.68	14.68	14.87	15.46	15.57	16.78	16.38
11	13.83	13.83	14.44	14.35	14.71	14.71	14.71	15.18
12	13.43	13.93	13.83	13.87	14.07	15.98	15.33	15.33
13	14.44	14.44	14.87	15.24	14.94	15.33	15.70	16.71
14	14.16	14.16	14.59	14.07	14.71	15.18	14.65	15.33
15	10.34	10.11	10.80	10.53	11.35	11.06	11.70	12.62
16	10.53	11.35	11.70	12.91	13.11	15.57	14.77	13.09
17	11.70	12.62	12.09	14.35	14.35	14.14	14.52	15.17
18	13.83	13.83	13.83	14.44	14.59	15.46	15.57	15.70
19	13.67	13.67	13.85	14.16	14.35	14.07	15.18	14.65
20	13.83	13.83	14.16	14.87	14.71	13.67	14.32	13.99
21	14.44	14.59	13.87	13.83	14.14	15.46	15.70	15.46
22	13.15	13.60	13.87	14.07	14.43	14.14	13.31	14.41
23	14.59	14.59	14.35	14.07	14.94	15.98	15.73	16.42
24	15.47	15.47	14.93	15.85	15.50	16.48	16.48	16.97
25	14.68	14.68	15.16	15.76	15.98	15.70	16.79	16.50
26	12.22	12.22	12.38	13.14	13.67	13.83	13.83	13.83
27	12.72	13.14	14.19	14.44	14.87	14.71	14.94	15.85
28	14.68	14.87	14.87	15.47	16.61	15.18	16.26	15.98
29	13.83	13.83	13.93	14.87	14.07	14.43	14.94	15.98
30	14.12	14.12	14.12	13.60	14.07	14.94	14.42	15.70
31	14.44	14.87	14.59	14.35	13.83	15.57	15.98	15.05
平均 mean	13.60	13.78	13.97	14.43	14.72	15.98	15.20	15.33

七月逐日絕對濕度 (mm)

in the Month of July, 1936. (mm)								
14	15	16	17	18	19	20	21	平均 M-on
14.69	14.41	14.93	13.79	14.23	12.30	14.52	15.33	14.54
17.21	16.48	16.48	16.18	15.73	16.95	16.26	16.49	16.09
16.48	15.66	16.48	17.01	15.50	15.18	13.87	14.35	15.41
12.49	13.54	12.06	13.03	13.83	13.63	13.87	13.63	13.28
14.93	14.93	14.93	14.32	14.77	15.05	14.65	14.94	14.36
15.50	14.14	13.11	14.37	13.63	13.87	13.31	13.60	14.14
16.42	15.73	15.98	15.33	15.83	14.71	14.71	14.95	15.56
16.71	14.92	14.54	15.18	15.18	15.46	15.70	13.63	15.47
13.73	15.33	14.94	14.94	14.94	14.94	14.35	14.16	14.80
15.24	16.36	17.03	15.79	15.24	15.24	14.87	14.14	15.45
15.18	15.18	15.85	15.18	14.71	14.71	15.24	14.59	14.78
15.70	15.70	16.26	15.98	15.33	14.42	13.54	14.07	14.79
16.42	16.42	15.73	14.77	15.05	14.42	14.65	14.19	15.21
14.42	15.95	15.47	13.87	12.87	12.72	12.72	12.22	14.19
13.87	13.63	12.34	11.52	12.09	11.67	11.96	12.29	11.74
13.60	13.09	13.38	13.67	14.45	14.07	13.03	14.07	13.27
14.52	13.60	12.29	13.09	12.78	13.03	14.19	14.73	13.57
16.26	15.98	15.57	14.43	14.71	14.07	14.35	14.44	14.02
15.05	14.77	14.14	13.67	13.91	15.57	14.43	13.83	14.31
14.41	13.50	15.73	15.46	13.38	13.91	14.19	15.18	14.46
15.73	15.50	15.17	15.46	14.14	13.91	13.67	14.71	14.74
14.41	14.64	14.93	14.52	15.05	14.42	14.19	13.83	14.19
16.18	15.50	15.17	15.70	15.95	15.33	14.94	15.18	15.23
15.20	16.78	15.85	15.98	15.98	15.98	15.47	15.47	15.87
16.22	15.83	14.35	16.61	16.61	14.44	13.83	13.83	15.44
13.83	13.83	13.43	13.43	13.43	13.43	12.83	13.14	13.20
16.22	14.65	14.94	15.57	15.18	14.71	14.07	14.59	14.67
15.98	15.46	15.98	15.98	14.94	15.18	14.07	13.35	15.30
15.98	15.57	14.95	14.95	14.35	14.39	15.87	14.16	14.64
15.70	15.98	15.18	15.18	15.18	14.71	14.35	14.87	14.77
16.26	16.43	15.98	16.22	15.98	16.50	15.83	15.70	15.48
15.37	15.20	14.25	14.88	14.63	14.49	14.34	14.32	14.64

七月逐日相對溼度 (%)

day, in the Month of July, 1936. (%)

13	14	15	16	17	18	19	20	21	22	23	24	平均 Mean
59.0	45.0	45.0	45.0	45.0	46.0	30.8	39.0	66.0	67.0	70.0	74.0	63.1
53.0	53.0	52.5	52.5	55.0	39.0	54.0	65.5	57.0	72.0	74.0	73.0	66.6
57.0	37.0	55.0	39.0	31.5	52.5	74.9	83.0	82.0	82.0	82.4	87.0	79.1
46.0	46.0	45.0	45.0	51.0	53.0	60.0	70.0	75.0	74.0	75.0	77.0	67.8
55.0	52.0	52.0	53.0	54.0	60.0	66.0	71.0	72.0	72.5	72.6	72.0	68.7
60.0	58.0	56.0	62.0	74.0	73.0	72.7	75.0	79.0	79.5	80.0	80.5	72.2
60.0	58.0	60.0	71.0	75.5	75.5	77.0	77.0	77.5	80.0	80.0	82.0	76.0
68.0	55.0	63.0	70.0	77.0	74.0	77.0	78.0	79.0	78.0	78.5	81.0	76.2
60.0	58.0	63.0	70.0	72.0	72.0	71.5	77.0	80.0	83.0	83.2	84.0	75.4
80.0	80.0	83.0	81.0	80.0	80.2	80.0	82.0	80.0	80.0	80.5	82.0	82.9
72.0	73.0	73.0	74.5	73.0	73.0	73.0	75.0	77.4	77.7	78.0	79.5	77.7
67.5	66.0	65.5	65.0	64.0	64.5	56.0	70.0	73.0	74.5	77.5	80.0	74.6
58.0	57.0	57.5	55.0	57.0	59.5	60.0	64.0	66.0	67.5	67.8	73.0	69.4
67.0	67.0	83.0	84.5	83.0	85.0	84.5	84.5	85.0	83.5	84.0	82.0	77.5
70.0	78.0	65.0	65.0	65.0	65.0	68.0	71.0	77.0	77.5	80.0	80.0	77.3
45.0	40.0	40.0	45.0	52.5	55.0	59.2	52.0	67.5	70.0	70.0	70.0	66.5
37.0	53.0	53.0	47.0	52.0	37.5	38.0	57.8	58.0	71.0	74.5	75.0	67.0
62.0	62.0	62.0	69.0	70.9	73.0	80.0	77.0	82.0	82.5	83.0	83.0	76.5
61.0	60.0	55.5	55.0	55.0	60.9	55.0	67.5	67.5	71.0	73.0	75.0	72.4
50.0	47.0	52.5	55.0	58.0	58.0	59.0	64.0	68.0	71.0	72.5	73.0	68.3
63.0	57.5	56.0	54.5	57.5	55.0	60.0	65.0	70.0	71.0	73.8	74.0	68.6
48.0	47.5	47.5	47.5	52.5	59.0	61.0	67.0	67.0	71.0	74.6	75.0	63.9
35.0	52.5	52.5	54.0	57.0	69.0	65.0	68.5	70.0	71.0	75.0	75.0	68.6
52.5	50.8	77.5	79.0	80.0	82.5	82.8	84.5	85.0	85.0	85.0	85.0	75.4
75.0	73.5	73.0	78.0	80.6	84.0	83.0	85.0	86.0	86.0	87.2	87.5	82.7
82.5	82.3	82.5	83.0	82.5	82.5	82.5	84.0	85.0	85.3	86.6	87.0	85.2
72.2	70.0	63.0	65.0	69.5	74.0	74.5	75.0	77.5	79.0	80.0	80.5	78.3
59.5	59.5	59.7	60.5	66.0	70.2	72.2	74.0	76.0	77.4	77.4	80.2	74.7
68.0	68.0	78.7	74.0	75.5	78.0	79.5	80.0	80.0	80.0	80.0	80.0	82.2
65.0	65.0	66.0	78.0	72.0	74.5	75.0	78.0	78.6	80.0	80.2	81.0	77.0
65.0	65.0	67.9	66.0	67.0	67.5	76.0	75.0	76.8	76.0	78.0	80.0	75.7
61.5	60.0	61.6	63.0	65.3	67.2	70.3	73.4	75.5	76.6	77.9	78.9	73.4

中華民國二十五年七月

Form and Direction of Clouds of

日 時	6		7		8		9		10		11		12	
	狀	向	狀	向	狀	向	狀	向	狀	向	狀	向	狀	向
	For.	Dir.	For.	Dir.	For.	Dir.	For.	Dir.	For.	Dir.	For.	Dir.	For.	Dir.
1	AK	S	AK	SSW	SK	SSW	SK	W	CS	S	CS	SSW	CS	S
2	AK	SW	AK	W	AK	SW	AK	SW	CS	SW	CS	SW	CS	W
3	CS	SSW	CS	SSW	CS	W	CS	W	W	W	W	W	CS	W
4	AS	SW	AS	SW	AS	SSE	AK	NW	AK	NE	AK	NE	AK	NW
5	CS	SW	CS	W	AS	SSW	AS	S	AS	SE	AS	SE	AK	S
6	AS	NE	AS	SSE	AS	SSW	AK	NNE	AK	NNE	AK	NNE	CS	NE
7	N	W	N	W	AK	W	AK	W	AK	W	AK	W	AK	W
8	N	SW	AS	SW	AS	SW	AS	SW	AK	SW	N	SE	N	SE
9	CS	E	CS	E	AS	SE	AS	SE	AS	SE	CS	AK	CS	SE
10	AS	SSW	AS	SSW	AS	SSW	AS	SSW	AK	SSW	AK	SSW	CS	SSW
11	AS	W	AS	W	AS	W	AK	W	AK	W	AS	W	AS	W
12	SK	W	SK	W	SK	W	SK	W	SK	W	SK	W	SK	W
13	S	W	S	W	SK	W	SK	W	C	W	C	W	C	W
14	AS	W	AS	W	AS	W	AS	W	AS	W	AS	W	AS	W
15	N	NW	N	NW	N	NW	N	NW	N	NW	N	NW	N	NW
16	SK	SE	C	SE	SK	SE	SK	SE	CS	SE	CS	SE	CS	SE
17	AK	SW	AK	SW	AK	SW	C	S	W	SW	AK	SW	AK	SW
18	N	SW	N	SW	N	SW	N	SW	N	SW	N	SW	N	SW
19	AK	SSW	AK	SSW	SK	SSW	SK	SW	SK	SW	SK	SW	SK	SW
20	AK	SW	AK	SW	SK	SSW	CS	SW	CS	SW	CS	SW	CS	SW
21	S	SW	SK	SW	SK	SE	SK	S	SK	S	CS	S	CS	SE
22	SK	SE	SK	SE	SK	SE	SK	SE	SK	SE	SK	SE	SK	SE
23	AS	SSW	AS	SSW	AS	SSW	AS	SSW	AS	SSW	AS	SSW	AS	SSW
24	AS	SW	AS	SW	AK	SW	AK	SW	AK	SW	AK	SW	AK	SW
25	N	SW	N	SW	N	SW	N	SW	N	SW	N	SW	N	SW
26	N	ENE	N	ENE	N	NE	N	NNE	N	NNE	N	E	N	E
27	AS	SE	AS	SE	AK	SSE	AK	SSW	AK	SSW	AK	SSW	AK	SSW
28	AS	SSW	AS	SSW	AS	SSW	AS	SSW	AS	SSW	AS	SSW	AS	SSW
29	N	SSW	N	SSW	AS	SSW	AS	SSW	AS	SSW	AS	SSW	AS	SSW
30	N	SSW	N	SSW	AS	SSW	AS	SSW	AS	SSW	AS	SSW	AS	SSW
31	AS	SSW	AS	SSW	AS	SSW	N	SW	N	SW	N	SW	CS	SW

中華民國二十五年七月逐日雲量

Cloud Amount of Every day, in the Month of July, 1936.

日 D.	1	2	3	4	5	6	7	8	9	10	11	12	13	14	15	16	17	18	19	20	21	平均 Mean
1	9.0	8.0	8.0	7.0	7.0	7.0	7.0	7.0	7.0	7.0	7.0	7.0	5.0	5.0	8.0	8.0	6.0	6.0	6.0	4.0	4.0	6.5
2	7.0	8.0	7.0	8.0	7.0	8.0	8.0	8.0	8.0	8.0	8.0	8.0	7.0	6.0	8.0	8.0	9.0	9.0	9.0	9.0	8.0	7.9
3	8.0	8.0	8.0	9.0	9.0	9.0	8.0	8.0	8.0	8.0	8.0	8.0	8.0	8.0	8.0	8.0	8.0	8.0	8.0	8.0	8.0	8.8
4	10.0	9.0	10.0	9.0	9.0	9.0	9.0	9.0	9.0	9.0	9.0	9.0	9.0	9.0	9.0	9.0	9.0	9.0	9.0	9.0	9.0	9.0
5	2.0	3.0	4.0	4.0	4.0	5.0	3.0	3.0	2.5	3.0	4.0	4.0	6.0	7.0	7.0	7.0	7.0	7.0	7.0	7.0	7.0	4.2
6	7.0	8.0	7.0	9.0	8.0	9.0	8.0	8.0	8.0	8.0	8.0	8.0	8.0	8.0	8.0	8.0	8.0	8.0	8.0	8.0	8.0	8.4
7	10.0	9.0	7.0	7.0	5.0	6.0	5.0	5.0	8.0	9.0	8.0	8.0	8.0	8.0	8.0	8.0	8.0	8.0	8.0	8.0	8.0	6.8
8	8.0	8.0	9.0	9.0	7.0	9.0	9.0	9.0	9.0	9.0	9.0	9.0	9.0	9.0	9.0	9.0	9.0	9.0	9.0	9.0	9.0	9.0
9	9.0	8.0	9.0	8.0	9.0	9.0	9.0	9.0	9.0	9.0	9.0	9.0	9.0	9.0	9.0	9.0	9.0	9.0	9.0	9.0	9.0	9.2
10	10.0	10.0	10.0	10.0	10.0	8.0	8.0	8.0	9.0	9.0	9.0	9.0	9.0	9.0	8.0	8.0	8.0	8.0	8.0	8.0	8.0	8.6
11	10.0	10.0	10.0	9.0	10.0	10.0	10.0	10.0	10.0	10.0	10.0	10.0	10.0	10.0	9.0	7.0	7.0	8.0	10.0	10.0	10.0	9.4
12	7.0	8.0	9.0	10.0	10.0	10.0	10.0	10.0	10.0	10.0	10.0	10.0	10.0	10.0	10.0	10.0	10.0	10.0	10.0	10.0	10.0	7.4
13	10.0	10.0	10.0	10.0	10.0	10.0	10.0	10.0	10.0	10.0	10.0	10.0	10.0	10.0	10.0	10.0	10.0	10.0	10.0	10.0	10.0	8.8
14	10.0	10.0	10.0	10.0	10.0	10.0	10.0	10.0	10.0	10.0	10.0	10.0	10.0	10.0	10.0	10.0	10.0	10.0	10.0	10.0	10.0	10.0
15	10.0	10.0	10.0	10.0	10.0	10.0	10.0	10.0	10.0	10.0	10.0	10.0	10.0	10.0	10.0	10.0	10.0	10.0	10.0	10.0	10.0	8.4
16	5.0	3.0	4.0	4.0	3.0	5.0	3.0	3.0	4.0	5.0	5.0	5.0	5.0	5.0	5.0	5.0	5.0	5.0	5.0	5.0	5.0	4.7
17	8.0	7.0	8.0	7.0	6.0	4.0	9.0	8.0	4.0	5.0	5.0	6.0	6.0	6.0	6.0	6.0	6.0	6.0	6.0	6.0	6.0	6.5
18	10.0	10.0	10.0	10.0	10.0	10.0	10.0	10.0	10.0	10.0	10.0	10.0	10.0	10.0	10.0	10.0	10.0	10.0	10.0	10.0	10.0	6.5
19	9.0	8.0	8.0	10.0	10.0	7.0	7.0	8.0	4.0	3.0	3.0	2.0	2.0	2.0	2.0	2.0	2.0	2.0	2.0	2.0	2.0	6.4
20	3.0	3.0	7.0	8.0	7.0	8.0	7.0	3.0	7.0	6.0	7.0	9.0	8.0	8.0	8.0	8.0	8.0	8.0	8.0	8.0	8.0	6.4
21	10.0	10.0	7.0	8.0	9.0	9.0	9.0	8.0	8.0	8.0	8.0	8.0	8.0	8.0	8.0	8.0	8.0	8.0	8.0	8.0	8.0	7.1
22	10.0	10.0	10.0	8.0	7.0	4.0	2.0	2.0	2.0	2.0	2.0	2.0	2.0	2.0	2.0	2.0	2.0	2.0	2.0	2.0	2.0	4.4
23	10.0	10.0	9.0	10.0	10.0	10.0	10.0	10.0	10.0	10.0	10.0	10.0	10.0	10.0	10.0	10.0	10.0	10.0	10.0	10.0	10.0	10.0
24	6.0	8.0	9.0	8.0	8.0	7.0	5.0	8.0	8.0	9.0	10.0	10.0	10.0	10.0	10.0	10.0	10.0	10.0	10.0	10.0	10.0	8.5
25	10.0	10.0	10.0	10.0	10.0	10.0	10.0	10.0	10.0	10.0	10.0	10.0	10.0	10.0	10.0	10.0	10.0	10.0	10.0	10.0	10.0	10.0
26	10.0	10.0	10.0	10.0	10.0	10.0	10.0	10.0	10.0	10.0	10.0	10.0	10.0	10.0	10.0	10.0	10.0	10.0	10.0	10.0	10.0	10.0
27	10.0	10.0	10.0	10.0	10.0	10.0	10.0	10.0	10.0	10.0	10.0	10.0	10.0	10.0	10.0	10.0	10.0	10.0	10.0	10.0	10.0	10.0
28	10.0	10.0	10.0	8.0	9.0	9.0	8.0	7.0	6.0	8.0	8.0	8.0	8.0	8.0	8.0	8.0	8.0	8.0	8.0	8.0	8.0	8.8
29	10.0	10.0	10.0	10.0	10.0	10.0	10.0	10.0	10.0	10.0	10.0	10.0	10.0	10.0	10.0	10.0	10.0	10.0	10.0	10.0	10.0	10.0
30	10.0	10.0	10.0	10.0	10.0	10.0	10.0	10.0	10.0	10.0	10.0	10.0	10.0	10.0	10.0	10.0	10.0	10.0	10.0	10.0	10.0	10.0
31	10.0	10.0	10.0	10.0	10.0	10.0	10.0	10.0	10.0	10.0	10.0	10.0	10.0	10.0	10.0	10.0	10.0	10.0	10.0	10.0	10.0	9.8
平均 Mean	8.7	8.6	8.8	8.8	8.5	8.5	8.5	7.9	7.8	7.7	7.6	7.6	7.6	7.6	7.6	7.6	7.9	7.9	7.4	7.5	7.5	8.1

中華民國二十五年七月逐日能见度

Visibility of every day in the Month of July, 1936.

日	6	7	8	9	10	11	12	13	14	15	16	17	18	19	平均 Mean
1	5	6	6	6	7	8	8	9	9	9	9	8	8	8	7.6
2	8	7	8	8	9	9	9	9	9	9	8	8	8	8	8.4
3	7	8	8	8	8	8	9	9	9	9	7	7	7	7	7.7
4	5	5	4	6	6	7	9	9	9	9	8	8	7	7	7.2
5	5	5	5	6	7	7	8	7	8	8	8	8	8	8	7.0
6	7	7	7	7	7	7	8	5	8	7	8	7	6	6	6.9
7	5	5	5	6	6	7	7	8	8	8	7	7	7	7	6.7
8	7	7	7	6	7	7	7	5	8	8	8	8	8	8	7.0
9	7	7	7	7	7	7	7	8	8	8	8	8	8	8	7.5
10	5	6	6	7	7	7	7	5	5	7	8	7	7	7	6.6
11	7	7	8	8	8	8	8	8	8	8	8	8	8	7	7.8
12	7	7	8	9	9	9	9	9	9	8	8	8	8	8	8.3
13	7	7	8	8	8	8	8	8	8	8	8	8	8	8	7.9
14	7	7	8	8	8	8	8	8	8	5	6	7	5	5	6.9
15	2	2	2	3	4	5	5	7	7	7	6	7	5	6	4.7
16	6	5	5	6	7	7	7	8	8	8	8	8	8	8	7.1
17	6	6	6	7	7	7	7	7	7	8	8	8	8	7	6.9
18	5	5	5	4	5	7	7	7	7	8	8	8	8	4	5.7
19	6	6	6	7	7	7	7	8	8	8	8	8	8	7	7.2
20	7	7	7	7	7	8	8	8	8	8	8	8	8	7	7.6
21	7	6	7	8	9	9	9	9	9	9	9	9	9	8	8.4
22	7	7	8	8	8	9	9	9	9	9	9	9	9	8	8.3
23	7	7	7	6	7	8	8	8	8	8	8	8	7	7	7.4
24	7	7	7	8	8	8	8	8	8	8	8	8	8	5	6.9
25	6	7	7	7	7	7	7	7	7	7	6	6	5	5	6.5
26	5	5	5	6	6	5	6	7	5	6	6	6	6	5	5.6
27	6	6	7	7	8	8	8	8	8	8	8	8	8	7	7.4
28	5	5	5	7	8	8	8	8	8	8	8	8	7	7	7.3
29	5	5	5	6	6	7	7	7	7	7	6	6	6	5	6.0
30	6	7	7	7	8	8	8	8	8	7	7	7	7	7	7.1
31	7	6	7	6	7	8	8	8	8	8	8	8	8	6	7.2
平均 Mean	6.1	6.1	6.4	6.4	7.3	7.5	7.7	7.7	7.6	7.7	7.6	7.3	7.0	6.6	7.1

中華民國廿五年七月

(Wind Direction and Wind Velocity of ev. 2)

日 期	6		7		8		9		10		11		12		13	
	向	速	向	速	向	速	向	速	向	速	向	速	向	速	向	速
	Dir.	Vel.	Dir.	Vel.	Dir.	Vel.	Dir.	Vel.	Dir.	Vel.	Dir.	Vel.	Dir.	Vel.	Dir.	Vel.
1	NE	0.4	NE	0.3	NE	0.3	SSE	0.3	SSW	1.0	SSW	2.3	SSW	3.4	SSW	4.5
2	SW	1.8	SW	1.2	SSW	3.2	SSW	4.8	S	3.0	S	5.4	SSW	5.1	SSW	6.5
3	W	0.3	W	0.2	SSW	4.8	SSW	2.4	SW	1.5	SW	6.2	SW	4.5	SW	6.5
4	SSE	0.3	SSE	0.3	NW	10.0	NW	0.3	NE	0.4	SE	6.0	SE	0.3	E	2.6
5	NE	0.4	NE	0.2	E	0.3	SE	2.1	SSW	3.0	SSW	3.7	SSW	7.2	NW	1.5
6	NNE	0.3	NE	0.4	E	0.5	ESE	0.6	ESE	2.0	SSW	3.4	S	4.2	SSW	5.4
7	NE	0.4	NE	0.3	EY	0.9	S	2.6	SW	2.6	S	5.5	S	5.0	S	5.9
8	C	0.0	C	0.0	S	1.6	S	3.4	SSW	2.1	SSE	3.1	S	3.1	NW	0.5
9	NNE	1.2	NNE	2.6	NNE	1.6	NNE	1.4	SSW	2.6	SSW	2.1	SSW	5.9	SSW	6.5
10	NNE	0.3	NNE	0.4	SSW	0.5	SSW	0.1	SSW	4.6	SSW	5.0	SSW	8.6	SSW	4.1
11	SSW	3.8	SSW	2.0	SSW	4.2	SW	4.6	SW	3.1	SW	1.4	NW	2.7	SW	3.4
12	SSW	0.4	SSW	4.6	SSW	5.3	SW	4.2	SW	5.4	SSW	3.2	SSW	3.7	SSW	6.0
13	SSW	2.0	SSW	5.3	SW	2.1	SW	2.6	W	7.0	SW	7.7	SSW	6.3	SSW	8.4
14	SSW	0.8	SSW	1.7	SSW	4.2	SSW	3.9	SSW	2.5	SSW	1.6	SSW	3.5	SSW	1.4
15	N	0.4	N	0.6	NNW	0.4	NW	0.5	SW	0.5	SW	0.5	SSW	3.0	SSW	4.4
16	C	0.0	NE	0.6	NE	1.4	SE	2.9	NE	0.4	N	0.4	N	0.5	SE	0.3
17	NE	1.2	NE	0.9	NE	0.4	S	4.4	WSW	0.5	SW	3.0	SSW	2.6	SSW	4.5
18	SE	0.4	SE	0.6	SE	0.4	SSW	0.5	S	1.1	WSW	2.0	S	2.4	S	2.8
19	ESE	0.4	S	0.4	S	0.5	S	0.7	SW	1.5	SW	4.5	S	1.2	SSW	2.4
20	SE	0.6	SW	0.5	S	1.0	S	0.6	S	5.7	SSW	6.0	SSW	4.1	SSW	5.2
21	NE	0.7	NE	0.7	SE	3.5	SE	1.3	SW	3.2	SSW	4.4	NW	2.1	NW	3.6
22	NNE	0.4	NNE	1.1	NNE	0.4	SSE	0.3	SW	3.0	SW	0.6	SSW	3.7	SW	4.2
23	SSW	1.5	SSW	1.7	SW	4.7	SW	3.1	SSW	2.8	SW	4.4	S	3.1	S	5.0
24	S	0.4	S	0.6	SSE	1.4	S	2.6	SSW	4.6	SSW	4.8	S	3.7	SSE	6.0
25	SE	0.4	ESE	0.6	ESE	0.5	S	0.1	SSW	3.4	SSW	5.5	SSW	7.2	SSE	6.2
26	C	0.0	C	0.0	C	0.0	NNE	0.3	NNE	0.4	NNE	0.5	NE	0.5	ESE	1.4
27	NNE	0.4	NE	0.3	S	2.1	SE	1.5	NNE	0.4	SSW	1.7	W	4.6	S	3.4
28	ESE	0.3	ESE	0.6	W	1.1	S	2.5	SSW	2.9	SSW	3.3	S	4.9	S	3.4
29	SSE	0.4	SSE	2.0	SSE	3.2	S	7.5	SSE	4.8	S	4.6	SSW	2.6	S	6.1
30	S	1.5	S	3.0	SSE	4.0	S	7.4	S	3.2	SSW	5.0	SW	5.2	S	5.3
31	SW	0.4	SW	1.6	S	2.9	S	3.1	S	1.9	S	2.2	S	1.3	S	5.1
平均		0.7		1.2		1.9		2.4		2.8		3.2		3.9		4.3

逐日風向及風速

day in the month of July, 1936.

14		15		16		17		18		19		20		21		1/8 msec
向 Dir.	速 Vel.	向 Dir.	速 Vel.	向 Dir.	速 Vel.	向 Dir.	速 Vel.	向 Dir.	速 Vel.	向 Dir.	速 Vel.	向 Dir.	速 Vel.	向 Dir.	速 Vel.	
SSW	6.7	S	4.1	SSE	2.2	SSW	3.9	SSW	2.8	SSW	2.1	SSW	1.0	SSW	6.6	2.5
SW	7.2	S	5.8	SSW	7.6	SSW	7.2	S	4.9	SW	4.5	SSW	1.0	SW	3.9	4.1
SSW	7.3	SSW	5.4	SSW	5.2	SW	6.7	SW	6.3	SE	11.5	E	5.7	E	3.0	4.1
E	1.5	SE	2.6	SSW	2.4	S	6.4	W	1.7	SW	2.0	SSW	1.5	W	0.5	3.3
S	4.8	S	6.7	S	8.9	S	4.9	SSW	2.3	SSE	0.5	SSE	6.4	SE	0.9	3.3
SSW	7.4	VNW	8.0	NNE	3.8	NNE	2.1	NE	0.4	NE	0.4	ENE	0.3	NNE	0.9	2.3
S	3.3	S	11.6	S	5.2	S	3.4	S	3.3	S	1.7	S	0.7	SSE	0.4	2.2
SE	3.7	SE	3.3	SE	2.2	S	1.4	SSW	2.0	SE	0.6	S	0.3	SE	0.7	2.3
SSW	9.6	VNE	6.4	NNE	3.7	NE	3.0	SSW	4.7	SSW	6.3	NE	1.3	NE	0.7	2.3
SSW	19.5	SSW	2.6	SSW	2.0	SSW	2.8	SSW	4.1	SSW	2.5	SSW	5.1	SSW	1.1	3.3
SW	9.6	SSW	7.7	SSW	17.7	SSW	4.8	SW	8.7	SW	1.6	SSW	0.4	SSW	4.2	4.1
SSW	9.6	SSW	6.7	SSW	8.9	SSW	7.4	SW	5.7	SSW	2.8	SW	1.5	SW	1.5	5.5
SSW	9.5	SSW	8.7	SW	6.9	SW	5.7	SSW	6.8	SW	5.0	SSW	3.7	SSW	3.2	1.1
SSE	3.6	NNE	1.5	NE	1.2	NE	0.4	ESE	1.0	SE	0.6	SE	0.5	E	0.7	1.1
SSW	3.1	SSW	4.5	SSE	3.7	SSW	4.2	SSW	1.2	S	0.8	S	0.4	NE	0.4	1.1
SW	5.1	SSW	3.0	SW	8.1	SW	4.7	SSW	4.3	S	1.2	SW	0.5	S	0.5	2.2
SSW	7.4	SSW	3.1	SSW	2.9	SW	1.6	SW	2.0	SSW	0.3	S	0.5	S	0.5	2.2
SW	5.4	NW	4.6	NW	0.4	SE	1.6	SE	0.4	E	0.4	SE	0.6	NNW	1.5	1.1
S	4.0	S	4.3	S	6.1	S	4.5	S	3.1	S	2.5	SSE	0.6	SE	0.5	2.2
SSW	4.2	SSW	3.3	SSW	2.9	SW	2.6	SE	1.8	S	4.4	SSE	0.4	SE	0.4	2.2
SSW	5.1	SSW	4.2	SSW	5.6	SSW	1.2	SE	2.7	SE	1.3	SE	3.1	SE	0.5	2.2
SSW	3.2	SSW	3.7	SW	3.1	SSW	3.5	SSW	0.5	SW	0.4	C	0.1	C	0.1	2.2
S	7.1	S	6.1	S	2.6	S	2.1	S	1.2	S	0.5	S	0.4	C	0.1	3.3
SSW	7.7	VW	3.0	SW	0.7	VSW	1.2	VSW	0.6	C	0.0	C	0.1	C	0.1	2.2
S	5.2	SSW	2.1	SSW	1.1	SW	0.5	SW	1.5	ESE	2.7	ESE	3.1	NE	0.4	2.2
ENE	0.7	N	0.7	NE	0.4	VNE	0.4	N	0.4	N	0.4	NL	0.5	NE	0.5	0.1
NNE	2.4	ESE	3.7	SE	1.3	S	3.3	SW	3.2	S	0.3	SE	0.5	SSE	0.4	3.3
SSW	6.0	SSW	3.1	SSW	5.4	SSW	1.4	SSE	7.8	SSE	6.8	S	5.6	SE	4.9	4.1
S	6.4	SSW	11.1	SSW	0.5	SSW	1.8	SSW	2.5	SW	1.0	S	1.7	S	4.2	4.4
SSW	5.8	SSW	8.7	VNW	0.4	VNW	0.4	S	0.5	SSW	1.7	SW	1.1	S	0.5	3.3
SSW	4.5	SW	0.6	W	4.5	SSW	2.5	SSW	1.8	SW	0.5	SW	0.5	SW	0.5	3.2
	5.4	5.1		4.0		3.2		2.9		2.2		1.5		1.2	2.2	

中華民國二十五年

		Rainfall Amount, in the							
日	月	6	7	8	9	10	11	12	13
日	日	6	7	8	9	10	11	12	13
1									
2									
3									
4	5.7								
5									
6									
7	T	T	0.2						
8									
9									
10	1.9								5.6
11	T								
12									
13									
14									
15	4.8	0.7	0.5	0.3	0.1	0.3	0.4	0.1	
16									
17									
18		1.6					0.6		
19	0.9								
20	2.1								
21									
22									
23									
24									
25	1.0	T	0.9	0.5	0.1				
26	32.1	0.3	0.3	0.1	T				
27	0.6			T	0.1				
28									
29	0.8	T							
30	0.3	0.1							
31				T	1.1				
總計 Total	50.2	2.7	1.9	0.9	1.4	0.3	1.0	5.7	

七月逐日雨量

Month of July, 1936.

13-14	14-15	15-16	16-17	17-18	18-19	19-20	20-21	總計 T-tot	日期 Date
									1
									2
						10.8	8.6	19.4	3
								5.7	4
									5
		T	T	T				T	6
		0.4	0.5					1.1	7
			0.1			0.1		0.2	8
						T		0.2	9
0.3	1.5		T	0.4	T		0.2	9.7	10
									11
								T	12
	T							T	13
	8.6	0.9	0.3	0.3	1.5	8.2	0.5	21.3	14
								7.2	15
									16
						T		T	17
				T				2.3	18
								4.5	19
								0.9	20
								2.1	21
									22
									23
	9.1		0.7	0.3				10.1	24
T	T	0.8	0.5	0.4	1.6	4.6	2.9	13.3	25
									26
T	0.3	T	T		T	0.3	0.1	33.5	27
								0.7	28
		0.3	0.5					1.6	29
								0.4	30
T								1.1	31
0.3	1.95	2.4	2.6	1.4	3.1	24.0	14.6	132.0	總計 T

中華民國二十五年七月逐日

Daily Values of Meteorological Elements in

計 期 Date	氣 壓 pressure 600mm+	溫 度 Temperature (°C)				草 溫 Grass Temp. °C	地 溫 Earth Temp. at the Depth of 100 cm (°C)
		平 均 Mean	最 高 Max.	最 低 Min.	較 差 Range		
1	5.17	24.6	23.5	18.0	10.5	17.0	18.2
2	4.32	25.3	29.2	19.8	9.4	19.1	18.3
3	3.00	24.3	29.0	19.5	9.5	19.5	18.3
4	3.62	21.5	26.3	17.0	9.5	16.7	18.5
5	3.17	23.2	27.3	16.9	10.6	15.4	18.6
6	4.09	21.9	27.1	18.5	8.6	16.7	18.7
7	3.94	22.5	28.0	16.5	11.5	15.5	18.7
8	4.70	22.5	26.5	18.5	8.0	17.0	18.8
9	4.67	21.9	27.0	18.0	9.0	17.5	19.0
10	3.38	20.8	25.5	18.0	7.5	17.5	19.0
11	3.35	20.8	23.0	18.0	5.0	17.0	19.0
12	3.25	22.0	26.0	17.5	8.5	17.0	19.0
13	1.89	23.1	27.5	18.5	9.0	18.0	19.0
14	3.20	20.1	23.5	16.5	9.0	18.2	19.0
15	6.11	17.0	21.5	13.0	8.5	12.5	19.0
16	5.76	22.2	26.0	14.0	12.0	13.8	18.9
17	5.34	22.1	26.8	17.0	9.8	15.5	18.8
18	5.54	21.3	26.0	18.0	8.0	18.0	18.8
19	5.53	21.7	26.0	17.5	8.5	17.2	19.0
20	4.86	23.0	26.8	18.0	8.8	17.0	19.0
21	4.17	23.5	27.0	19.0	8.0	18.0	19.0
22	3.66	23.2	28.0	17.8	10.2	17.0	19.0
23	4.00	23.6	28.0	19.5	8.5	18.8	19.0
24	4.05	23.2	30.0	19.5	11.5	19.0	19.0
25	2.95	20.7	24.5	18.3	6.0	18.5	19.0
26	4.91	17.5	20.0	15.5	4.5	17.2	19.0
27	5.17	20.0	24.5	15.5	2.0	14.5	19.0
28	3.64	22.7	27.0	16.5	11.5	16.0	19.1
29	4.17	20.8	24.0	18.5	5.5	17.2	19.2
30	3.45	21.6	25.2	17.5	7.7	17.0	19.2
31	2.11	22.6	26.0	18.5	7.5	18.0	19.2
總 計 7 or M.	4.11	22.0	26.3	17.6	8.7	16.9	18.9

氣象平均要素表

the Month of July, 1936.									
溫度		Amount of cloud 0-10	風		雨		能見度 Vis. 0-9	雲量 Amount of Equip. mm	雜項 Miscell- aneous Informa- tions
絕對 Absolute Cm	相對 Relative %		平均速 mean vel. m / s	方位 Dir. Domin.	量 Amt. mm.	時數 Dur. h			
14.54	63.1	6.1	2.8	SSW			7.6	4.9	
16.09	68.6	7.6	4.4	SW			8.4	5.6	
15.41	70.1	8.8	4.8	SW	19.1	1.3	7.7	4.1	
13.28	67.8	6.6	1.8	SE	5.7	1.8	7.2	3.1	
14.36	68.7	4.2	3.0	S			7.0	4.9	
14.14	72.2	8.4	2.5	NNE	T		6.9	4.9	
15.56	76.9	6.8	3.3	S	1.1	0.9	6.7	4.2	
15.47	76.2	9.0	2.1	SE	0.2	0.5	7.0	4.2	
14.89	75.4	9.2	3.8	SSW	0.2	0.3	7.5	5.2	
15.45	80.9	8.6	3.4	SSW	9.7	2.9	6.6	3.5	
14.78	77.7	9.4	4.6	SSW	T		7.8	3.7	
14.79	74.6	7.1	3.0	SSW	T		8.3	3.9	
15.21	69.4	8.8	3.7	SSW			7.9	3.0	
14.19	77.5	10.0	1.6	SSW	20.3	6.5	6.9	2.3	
11.74	77.3	8.4	1.9	SSW	7.2	12.3	4.7	3.3	
13.27	66.3	4.7	2.2	SW			7.1	5.3	
13.57	67.0	6.9	2.3	SSW	T		6.9	4.7	
11.82	76.8	9.3	1.8	SE	4.5	0.6	4.7	4.0	
14.31	72.4	6.4	2.1	S	0.9	0.2	7.2	6.4	
14.46	68.3	6.3	2.7	SSW	2.1	1.0	7.6	5.6	
14.74	68.6	7.8	2.8	SE			8.4	6.8	
14.19	65.9	4.4	2.0	SW			8.3	6.6	
15.23	68.6	10.0	3.1	S			7.4	6.2	
15.87	75.8	8.5	2.4	S	10.1	1.9	6.9	6.2	
15.44	82.2	10.0	2.4	SSW	13.3	7.4	6.5	3.5	
13.29	85.2	10.0	0.5	NE	33.5	12.8	5.6	2.1	
14.67	78.5	8.3	1.8	S	0.7	1.3	7.3	2.8	
15.39	74.7	8.8	3.7	SSW			7.3	3.2	
11.54	78.8	10.0	4.0	S	1.6	2.5	6.0	3.8	
14.77	77.0	8.6	3.4	S	0.4	1.5	7.1	3.8	
15.48	75.7	9.8	2.2	SW	1.1	0.5	7.2	3.5	
14.64	73.4	6.1	2.9		132.0	56.2	7.1	110.1	

觀測紀錄凡例

(1) 本所設於昆明太華山原，現正編築站中，暫假昆明市代用氣象測候所，開始工作，其位置為東經 $102^{\circ}11'58''.88$ ；北緯 $25^{\circ}32'24''.19$ ，氣壓表水銀面高出海平面1922.1公尺。

(2) 逐日觀測紀錄二十四時，用東經 105° 標準時，自六時至二十一時在昆明西十六次，二十二時至翌日五時之相對溫度紀錄，採自自記儀器，餘項均缺。

(3) 氣壓讀數以公厘為單位，曾經溫度修正，惟未施高度修正。

(4) 溫度以攝氏利度為標準，逐日最高最低氣壓，係從自最高及最低溫度表讀得之數，非直接觀測次數內之最高最低。

(5) 絕對濕度由觀測濕度表計算而得，以公厘為單位。

(6) 風向用十六方向；風速紀錄每秒公尺數。

(7) 雲向亦用十六方向，准每日電報中，取併為八方向。

(8) 雲量以天空為其所蔽之成數而定；凡雲量自0—2.9稱為晴天，3—7.9稱為阴天，8以上稱為陰天。

(9) 雲狀用國際通行之名稱。

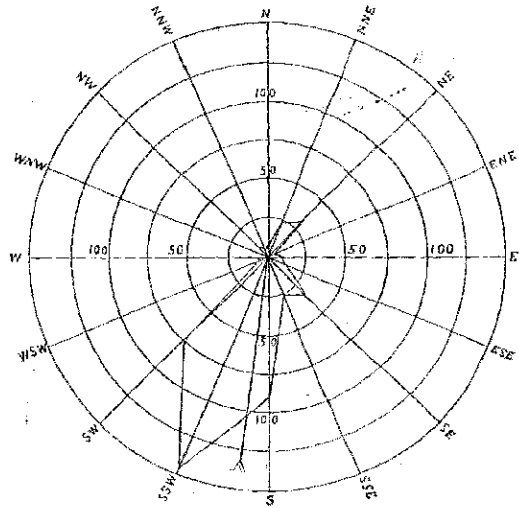
(10) 降水量一日內在0.05公厘以上者稱為雨天，不滿0.05公厘，則記以「0」號。

(11) 能见度以0—9級，用目力測定之。

(12) 各種符號，悉依國際規定之通用符號。

能 見 度			天 氣 符 號	
等 級	能 見		天 氣 符 號	
	里	米	能 見	天 氣
0			100	天 天
1	100	公尺	200	晴 天
2	200	公尺	300	晴 天
3	300	公尺	1	雲 霧 雨
4	1	里	2	雷 暴 雪
5	2	里	6	冰 雹 霧 霾
6	6	里	10	霧 霾 霧 霾
7	10	里	20	霧 霾 霧 霾
8	20	里	30	霧 霾 霧 霾
9	50	里		霧 霾 霧 霾

中華民國二十五年七月份風向圖
Wind Rose for July, 1936.



—— 風向次數
Frequency

➤ 合成風向
Resultant direction

方向	Dir.	N	NNE	NE	ENE	E	ESE	SE	SSE	S	SSW	SW	WSW	W	WNW	NW	NNW	N	V	C
次數	Frequency	7	22	32	3	8	11	36	27	90	143	74	7	7	1	4	5	0	12	
百分數	%	1.4	4.4	6.4	0.6	1.6	2.2	7.3	5.5	18.2	29.7	14.9	1.4	1.4	0.2	1.2	1.0	0.0	2.4	

雲南省立
昆明測候所

氣象月報

龔自知題

第一卷 第三期

中華民國二十五年八月份



19
44

— 1 —

MONTHLY METEOROLOGICAL BULLETIN

OF

METEOROLOGICAL STATION OF YUNNAN PROVINCE,
KUNMING.

August, 1936.

VOL. I, NO. 3.

目次

Table of Contents

本月份天氣概況 *A Summary of Weather Conditions, during the
Month of August, 1936.*

本月份氣象摘要 *Monthly Summary.*

氣壓 *Barometric Pressure.*

溫度 *Air Temperature.*

絕對濕度 *Absolute Humidity.*

相對濕度 *Relative Humidity.*

雲狀與量 *Cloud Forms and Direction.*

雲量 *Cloud Amount.*

能見度 *Visibility.*

風向與風速 *Wind Direction and Velocity.*

雨量 *Amount of Rainfall.*

逐日氣象平均要素 *Daily Values of Meteorological Elements.*

凡例 *Explanatory Remarks.*

各項氣象要素變遷圖 *March of Different Meteorological Elements.*

風向圖 *Wind Rose.*



民國二十五年八月份昆明天氣概況

本月昆明天氣：雨天二十日，陰天三日，曇天八日，晴天全無，月內降雨甚豐，總計雨量 $356.3m.m.$ 。比歷年同月平均數 $214.3m.m.$ 超過約三分之一。

一日間最大降雨量，（八日）達 $99.2m.m.$ ，較民國十九年同月十二日最大雨量，尚多 $0.6m.m.$ 。祇不及民國十七年同月昆明水災之慘大矣。

七、上月初一日，有低氣來行經滇江上游，一、二、十五時，昆明氣壓甚低，二、三、四日，共降雨量 $18m.m.$ 。

三日間有一低氣來，發見於越嶲間，勢力甚大，盤旋於西江流域及南河、金沙江上游，延回不進，六、七、八、九等日，不連續而行，昆明而西一帶，昆明連日暴雨，雨量 $222.4m.m.$ 。如貴陽、宜賓、總水、鎮山、安寧、易門、永平、麗江、中甸、寧縣、根太亦成災！

十二至十六等日，低氣停滯於長江流域，昆明連日暴雨。

十七日由香港、廣州附近陸地之颶風，十八日抵雲南南部，昆明影響甚小，十五時氣壓低至 $601.35m.m.$ （米地高度訂正）雷雨大風，經時不久，本市有大和、五福、復興、平利，樹被吹折，午後總雨量 $30.7m.m.$ ，尚未如州、總水發生空前之水災！

二十二、三、四等日，復有低氣抵雲南北方，昆明有日曠，是雷，閃電，降雨 $8.5m.m.$ 。

二十九、三十日，低氣又在安寧附近常陸，為勢不弱，昆明有雷雨四五，總雨量 $8.5m.m.$ 。

全月平均氣門較差，氣壓甚低，雲量特密，日量亦多，雷雨時行，天氣之惡劣，應為本年各月冠。

汛者：因雨水甚多，侵入昆明附近，化洪成勢，三陽風、南河、鎮山、新平、金沙、寧縣、發生地災。

中華民國二十五年八月氣象摘要

Monthly Summary for August, 1936.

		氣壓	Air Pressure
極端最高	Extreme maximum	609.56mm	在 9 日 21 時 on 9th 21h
極端最低	Extreme minimum	601.36mm	在 1 日 15 時 on 1st 15h
平均 Mean	本年 Present	604.85mm	
	往年 Past	605.30mm	

		氣溫	Air Temperature
極端最高	Extreme maximum	28.2°C	在 27 日 13 時 on 27th 13h
極端最低	Extreme minimum	15.0°C	在 8 日 7 時 on 8th 7h
最高平均	Mean maximum	24.7°C	
最低平均	Mean minimum	16.6°C	
平均 Mean	本年 Present	20.7°C	
	往年 Past	19.8°C	

		風	Wind
最大風速	Maximum velocity	20.9m/s	在 18 日 14-15 時 on 18th 14-15h
合或風向	Resultant direction	SS ⁵ E 16.6E	

		降水	Precipitation
雨量	Rainfall	336.3mm	
一日最多雨量	Greatest in 24 hours	99.2mm	在 6 日 on 6th
標準雨量	Normal Rate	214.3mm	

		雜誌	Miscellaneous Informations
晴天日數	Clear days	0	
曇天日數	Partly cloudy days	8	
陰天日數	Cloudy days	3	
雨天日數	Rainy days	20	
有雷雨日數	Days with thunder-storm	5	
有雷日數	Days with thunder	5	
有閃電日數	Days with lightning	10	
有霧日數	Days with mist	13	
有霧日數	Days with fog	4	
有靄日數	Days with ground fog	4	
有露日數	Days with dew	3	
有太陽日數	Days with gala	1	
有日暈日數	Days with solar halo	6	
有虹日數	Days with rainbow	1	

— 4 —

中 華 民 國 二 十 五 年

Barometric Pressure of every day.

H.H. H.D.	6	7	8	9	10	11	12	13
1	2.16	2.26	2.46	2.56	2.46	2.46	2.46	2.36
2	3.06	3.16	3.46	3.56	3.56	3.76	3.36	2.66
3	4.16	4.06	4.46	4.56	4.46	4.26	4.16	2.96
4	3.66	3.76	3.96	3.96	3.96	4.06	3.76	3.26
5	4.56	4.76	4.96	4.86	5.06	4.96	4.36	4.06
6	4.46	4.56	4.66	4.56	4.56	4.66	4.56	4.06
7	3.36	3.46	3.56	3.76	3.76	3.66	3.56	3.46
8	4.96	5.16	5.36	5.76	5.96	5.86	5.26	5.26
9	8.36	8.46	6.86	7.06	6.96	6.86	6.86	6.86
10	7.66	7.86	8.16	8.26	8.26	8.16	7.76	7.46
11	7.16	7.56	7.36	7.56	7.26	6.86	6.66	6.26
12	3.26	5.56	5.66	5.76	5.66	5.36	4.96	4.46
13	4.46	4.56	4.66	4.86	4.76	4.76	4.56	4.16
14	4.36	4.46	5.26	5.26	4.96	4.76	4.86	4.46
15	5.86	5.96	6.36	6.76	6.66	6.46	6.36	5.96
16	6.56	6.66	6.76	6.76	6.26	6.66	6.06	5.46
17	4.86	5.06	5.36	5.36	5.26	4.96	4.46	3.76
18	2.36	2.46	2.66	2.86	2.76	2.86	2.66	2.16
19	5.36	5.76	6.46	6.76	6.36	7.16	6.66	6.46
20	8.06	8.46	8.46	8.56	8.26	7.96	7.76	7.26
21	6.36	6.46	6.46	6.46	6.36	6.06	6.26	4.76
22	4.76	4.56	4.76	4.86	4.66	4.76	4.06	3.56
23	3.96	4.16	4.46	4.96	4.86	4.46	4.36	4.16
24	5.56	5.86	6.26	6.46	6.36	6.26	6.06	5.76
25	6.06	6.06	6.26	6.26	6.16	6.26	5.86	4.76
26	4.56	5.06	4.96	5.26	5.16	4.96	4.26	3.76
27	4.76	4.96	5.16	5.36	5.26	4.86	4.66	3.96
28	5.56	6.56	6.36	6.36	6.36	6.16	4.96	5.16
29	6.46	6.36	7.06	7.26	7.06	6.76	6.26	5.76
30	7.16	7.66	7.76	7.86	8.06	7.86	7.56	7.06
31	6.36	6.66	6.96	7.06	7.06	6.86	6.46	5.96
平均 Mean	5.17	5.43	5.59	5.73	5.67	5.54	5.22	4.76

八月逐日氣壓 (600mm +)

in the Month of August, 1936. (600mm +)

14	15	16	17	18	19	20	21	平均 Mean
1.86	1.36	1.56	1.76	1.86	1.96	2.56	3.16	2.29
2.36	2.06	2.66	2.76	2.96	3.46	3.76	4.06	3.17
2.06	3.26	3.06	2.26	3.06	3.46	4.06	4.16	3.65
2.86	2.85	2.76	2.66	3.16	3.56	4.06	4.46	3.55
3.36	3.05	2.75	2.76	3.16	3.86	4.36	4.66	4.11
3.36	3.56	2.86	3.26	3.26	3.76	3.86	4.06	4.00
3.36	3.06	2.95	2.85	2.76	3.56	3.55	4.56	3.45
3.26	3.36	3.16	5.16	6.16	6.25	6.36	6.46	5.61
7.46	7.56	7.56	7.56	8.36	8.26	8.46	8.56	7.63
7.25	7.16	7.26	6.76	6.46	6.86	7.06	7.26	7.48
3.86	4.25	4.66	4.46	4.16	4.86	5.66	5.26	6.08
3.86	2.86	2.66	2.95	3.46	3.86	4.16	4.56	4.32
3.76	3.05	3.09	2.86	3.06	3.46	3.76	4.66	4.03
3.86	3.36	3.36	3.45	3.66	4.36	4.76	5.15	4.40
5.76	4.56	4.36	4.46	4.56	4.76	5.26	6.16	5.62
4.86	4.16	3.86	3.96	3.96	4.16	4.66	5.06	5.39
3.26	2.56	1.75	1.66	1.76	2.26	2.36	2.56	3.57
1.66	1.36	1.47	2.25	2.76	3.25	3.86	4.26	2.62
6.96	6.06	6.06	6.26	6.56	7.15	7.46	7.76	6.57
7.26	6.86	3.75	5.66	5.66	6.76	7.36	7.46	7.33
4.56	4.06	3.86	3.76	3.76	5.85	4.26	4.46	5.11
3.16	2.66	1.36	2.45	2.46	2.56	3.06	3.26	3.55
3.66	3.16	3.26	3.46	3.76	4.26	4.56	4.96	4.15
4.86	4.86	4.16	4.16	4.26	5.26	5.66	6.16	5.50
4.25	3.46	3.16	3.16	3.86	3.86	4.46	4.76	4.99
2.25	2.26	2.26	2.26	2.56	2.86	3.35	3.66	3.76
3.46	2.29	2.56	2.56	3.96	3.36	4.26	3.06	4.14
4.36	4.16	4.66	4.46	4.36	3.16	3.06	6.36	5.45
4.36	5.06	5.25	5.26	5.36	6.06	6.35	7.36	6.18
6.46	3.25	3.86	5.86	5.86	6.06	6.76	6.96	6.11
3.75	5.16	4.86	4.86	5.66	5.46	5.86	6.86	6.03
4.31	3.96	3.77	3.81	4.03	4.47	4.91	5.27	4.83

中華民國二十五年

Air Temperature of each day.

時日 A.D.	6	7	8	9	10	11	12	13
1	19.0	17.5	21.5	21.2	23.0	23.5	25.0	24.0
2	18.0	18.2	20.0	21.2	21.5	23.0	24.0	23.0
3	18.2	18.2	18.0	18.5	19.0	20.2	21.5	22.3
4	16.8	16.5	18.4	19.5	20.5	21.3	21.5	22.2
5	16.8	17.5	17.8	21.2	22.5	23.5	23.5	23.5
6	17.2	17.3	18.8	19.0	20.0	20.5	22.0	21.3
7	18.0	18.5	18.5	18.0	18.0	17.8	18.0	18.0
8	15.5	15.3	18.5	16.0	17.0	18.5	19.5	20.5
9	16.1	16.5	17.5	18.8	20.0	21.5	21.0	22.0
10	15.8	15.5	17.5	17.8	19.5	20.0	21.0	20.5
11	15.3	15.5	16.5	18.5	19.9	22.2	22.5	22.6
12	15.3	15.9	19.0	21.5	22.5	23.2	24.5	24.9
13	17.5	17.7	19.0	20.3	21.5	22.7	23.5	23.8
14	15.5	17.2	18.2	20.0	21.8	22.0	22.2	21.8
15	17.5	17.8	16.0	18.5	20.0	19.4	17.5	20.0
16	16.5	17.0	17.5	19.0	20.4	20.8	22.3	23.7
17	15.5	15.5	17.5	19.0	21.5	23.4	24.0	23.8
18	18.5	18.7	21.0	20.4	23.5	23.5	24.2	24.1
19	15.8	15.8	17.0	18.8	20.0	20.5	21.4	22.5
20	15.8	15.5	18.4	19.0	20.8	21.5	22.8	22.0
21	15.8	15.5	18.5	21.6	22.0	22.8	23.5	24.0
22	17.3	15.9	19.4	19.8	22.7	24.3	24.6	25.0
23	19.7	17.5	19.7	21.2	21.8	25.0	24.8	24.8
24	17.5	18.7	19.2	20.3	22.6	23.0	24.2	24.6
25	17.9	17.9	18.7	21.0	25.0	26.0	27.0	26.2
26	18.3	17.4	22.5	21.5	24.5	25.2	27.0	25.0
27	17.2	17.5	19.5	21.5	24.8	24.0	26.3	26.7
28	17.5	17.8	19.4	21.7	25.0	23.7	24.5	24.0
29	17.4	18.6	19.7	20.0	20.5	22.0	23.5	24.0
30	15.5	17.9	17.5	18.2	20.0	21.0	21.5	21.5
31	15.8	16.5	17.3	18.5	19.7	20.5	22.8	22.0
Mean	17.0	17.5	18.5	19.7	21.4	22.1	22.8	23.2

八月逐日氣溫 (°C)

in the Month of August, 1936. (°C)

14	15	16	17	18	19	20	21	平均 Mean
22.5	22.5	22.5	21.0	20.8	20.0	20.0	19.5	21.5
25.8	24.8	21.5	21.0	20.8	20.2	20.0	20.0	21.6
22.0	21.0	20.5	20.0	20.0	19.5	18.0	18.0	19.7
22.2	22.0	21.3	20.5	20.0	19.2	19.0	18.8	20.0
23.5	23.8	21.9	22.8	22.5	20.8	20.2	20.5	21.5
22.7	23.5	23.0	21.0	20.5	19.2	19.0	18.8	20.2
18.2	18.0	17.5	17.2	16.8	17.0	17.0	17.0	17.7
19.5	18.8	19.0	18.5	17.5	17.4	17.0	16.5	17.6
21.5	21.3	18.2	17.8	17.8	17.5	17.2	17.0	18.9
19.5	19.0	19.0	19.0	18.8	18.0	17.2	17.0	18.5
22.5	22.5	22.5	21.8	21.5	20.0	19.0	18.2	20.1
25.7	25.5	24.7	22.5	19.5	18.5	18.2	18.5	21.2
20.5	21.5	21.5	19.6	19.5	19.5	19.2	18.5	19.9
20.1	22.8	22.3	21.9	20.5	19.0	18.7	18.5	20.4
20.5	21.5	21.0	20.0	19.2	18.8	18.2	18.0	19.1
24.5	23.2	22.8	22.3	21.5	20.6	19.7	19.3	20.7
25.5	25.6	24.5	24.3	23.5	22.5	21.2	20.5	21.9
25.2	23.8	20.5	19.6	18.4	18.0	18.0	18.0	20.7
22.6	21.8	20.6	20.2	19.8	19.5	18.5	17.5	19.6
23.0	23.3	22.8	22.5	21.5	22.0	20.0	19.0	20.7
24.8	24.5	24.1	22.7	22.2	21.4	20.3	20.0	21.7
25.5	23.6	23.3	23.2	22.3	22.0	21.5	21.2	22.2
24.7	24.5	23.5	22.6	21.3	20.6	20.2	19.8	22.1
24.7	25.0	24.0	22.7	21.4	21.0	20.5	20.2	21.9
25.8	25.7	26.5	24.5	24.0	22.3	22.0	21.3	23.1
26.0	25.7	25.4	24.8	24.5	23.0	22.5	20.7	23.2
26.5	25.7	24.7	24.3	24.5	22.5	21.5	21.2	23.0
24.8	24.2	23.5	22.5	21.7	21.5	21.0	20.5	22.9
24.2	23.8	23.8	23.5	20.3	19.6	19.3	18.8	20.8
22.5	21.8	21.8	20.8	19.5	19.0	18.5	17.8	19.6
22.6	22.5	21.8	21.3	20.3	20.0	19.2	18.6	20.0
23.3	22.8	22.2	21.4	20.7	20.0	19.4	19.0	20.7

中華民國二十五年

Absolute Humidity of every day.

日	6	7	8	9	10	11	12	13
1	15.47	15.47	14.59	14.95	15.18	17.06	16.78	16.49
2	15.76	15.16	14.67	14.35	14.95	14.65	14.65	16.78
3	13.43	13.83	13.83	14.44	14.87	15.98	16.61	16.61
4	13.14	14.12	14.58	14.87	14.87	15.47	14.95	15.18
5	13.14	13.14	13.43	14.35	14.34	16.22	15.33	14.42
6	14.12	14.12	14.12	14.87	14.59	15.47	15.46	15.46
7	14.12	14.68	14.68	14.68	14.12	14.12	14.12	14.68
8	12.22	14.97	12.22	12.22	12.72	14.12	14.87	14.87
9	13.14	13.14	13.67	14.12	15.16	14.59	14.59	14.35
10	12.22	12.72	13.67	14.44	14.87	15.47	15.18	15.70
11	12.22	12.22	13.14	14.44	14.16	14.35	14.71	15.18
12	11.69	12.72	13.67	14.35	15.18	16.78	17.22	16.71
13	14.68	15.16	15.16	15.76	15.24	15.70	15.98	15.98
14	13.67	14.12	14.68	14.87	15.70	15.46	15.46	16.09
15	14.12	14.12	14.12	14.12	16.22	14.59	15.76	16.22
16	13.67	13.67	14.12	14.68	15.76	15.24	15.86	15.33
17	12.22	12.72	14.12	15.76	15.46	16.22	16.78	16.95
18	14.68	15.16	15.76	16.22	16.50	16.22	16.78	16.78
19	13.14	13.14	13.67	14.68	15.16	14.87	16.38	15.18
20	12.22	13.72	14.12	14.44	14.59	15.46	15.18	14.42
21	14.12	14.12	14.12	14.95	15.18	15.18	16.22	15.98
22	13.67	14.12	14.59	14.87	15.46	15.98	15.98	17.26
23	15.16	15.76	15.76	17.39	17.06	16.49	15.70	16.95
24	14.12	13.67	14.16	14.95	15.18	14.65	15.70	15.17
25	12.48	12.83	14.44	15.24	16.22	15.46	16.71	15.50
26	13.60	14.16	14.59	15.24	16.57	16.49	16.71	15.17
27	13.67	14.12	14.68	13.87	15.33	15.46	16.18	16.18
28	12.62	12.62	13.31	14.07	14.19	14.42	14.77	13.60
29	14.12	13.83	14.87	13.87	14.07	14.47	15.33	15.98
30	13.14	13.67	13.67	13.67	14.16	14.35	14.12	15.18
31	10.83	10.83	11.70	12.33	13.03	14.07	14.19	13.67
年 Mean	13.44	13.67	14.14	14.61	15.05	15.32	15.62	15.63

八月逐日絕對濕度 (mm)

in the Month of August, 1936. (mm)

14	15	16	17	18	19	20	21	平均 Mean
15.57	14.94	15.18	15.18	14.95	14.95	14.16	13.15	15.25
16.26	16.26	15.46	15.24	15.47	15.47	15.24	15.47	15.38
16.38	15.24	15.47	15.98	13.67	14.16	14.12	14.12	14.93
15.18	15.18	14.95	14.95	14.35	14.59	14.59	14.16	14.70
15.05	15.98	15.33	15.57	14.94	11.07	14.35	15.24	14.72
16.50	16.22	15.57	15.79	14.95	14.87	15.16	15.16	15.15
14.12	13.67	13.14	13.67	13.14	13.14	13.14	12.72	13.87
15.16	13.83	14.68	14.12	13.14	13.14	13.14	12.72	13.44
15.46	15.70	13.67	13.57	13.67	13.67	13.67	12.72	14.96
15.16	15.16	15.16	15.16	15.16	14.12	13.67	13.67	14.47
15.57	16.22	15.18	15.18	15.18	14.35	14.16	13.83	14.38
16.71	16.71	16.26	13.54	13.31	14.16	14.16	14.87	14.88
16.90	15.22	17.55	16.22	15.76	15.76	15.76	15.16	15.87
15.85	15.57	16.50	15.61	15.47	14.68	14.68	14.12	15.22
13.83	16.38	15.47	15.76	15.16	15.16	14.68	14.68	15.02
15.98	15.85	15.85	15.18	14.07	14.95	14.59	14.52	14.96
16.71	16.71	16.49	16.49	16.78	16.50	15.16	14.95	15.63
17.77	15.47	15.76	15.16	14.12	14.12	14.16	13.57	15.79
15.18	14.71	14.95	14.35	14.59	14.54	14.12	13.14	14.48
14.42	15.33	14.42	15.18	15.18	14.95	14.59	14.16	14.46
15.46	15.70	15.33	15.57	14.94	14.71	14.07	14.35	15.99
15.77	15.95	15.98	15.33	14.65	15.85	15.18	15.46	15.32
15.52	15.70	15.98	15.57	15.18	14.71	15.47	15.76	15.87
15.46	15.46	15.95	14.65	14.24	15.46	14.35	14.35	14.87
15.73	15.73	15.46	15.70	14.94	15.33	14.94	15.13	15.12
15.57	14.93	14.52	15.46	15.98	15.33	15.57	14.97	15.35
16.72	15.20	14.77	15.70	14.32	13.91	14.43	14.77	14.22
15.46	14.74	13.67	13.03	13.54	13.83	14.07	14.07	13.81
15.98	16.22	16.22	16.22	15.16	15.16	13.16	14.68	16.98
14.94	13.54	13.31	11.29	11.52	11.52	11.81	11.17	13.19
13.67	13.63	11.59	12.27	12.79	12.34	12.13	12.33	12.57
15.58	15.36	15.14	14.96	14.56	14.50	14.37	14.15	14.75

中華民國二十五年

Relative Humidity of every day.

時 日	1	2	3	4	5	6	7	8	9	10	11	12
1	80.0	80.0	81.7	82.0	82.5	82.8	83.2	82.0	80.0	71.9	74.0	70.0
2	84.0	85.0	84.5	85.0	85.0	85.0	84.6	84.0	82.0	80.0	73.0	73.0
3	84.8	85.0	84.8	84.8	84.5	85.0	84.5	86.0	87.0	87.2	86.0	83.0
4	88.0	83.0	87.6	87.6	87.6	87.5	87.5	87.5	87.0	82.8	80.0	77.4
5	82.2	82.5	82.7	82.7	82.7	82.6	82.5	80.5	79.0	66.0	62.2	62.0
6	87.0	88.7	87.5	87.3	87.3	87.1	87.1	87.0	87.0	85.0	82.0	79.0
7	84.0	84.0	85.0	85.0	85.0	87.0	86.5	86.5	87.5	87.5	87.7	87.7
8	89.0	88.0	88.2	88.8	89.0	89.5	87.5	87.4	87.4	87.4	86.0	81.0
9	87.5	87.5	87.4	87.8	87.8	88.0	88.0	88.0	88.0	88.0	85.0	79.0
10	87.3	87.0	87.0	87.2	87.2	87.3	87.0	86.0	80.0	80.0	79.5	73.0
11	86.6	87.0	87.0	87.0	87.2	87.0	87.0	87.5	82.5	77.8	75.0	73.0
12	84.5	85.0	85.0	85.0	85.0	85.0	85.0	85.0	77.0	73.0	71.0	63.0
13	81.0	82.5	83.0	83.0	83.0	83.2	83.0	82.5	82.0	77.0	76.5	82.0
14	85.0	86.0	87.0	87.0	87.0	86.5	85.5	87.2	85.0	79.2	76.0	77.2
15	85.0	85.0	85.0	85.0	85.0	85.0	85.0	84.5	84.0	85.5	85.0	85.0
16	87.5	87.5	87.5	87.5	87.5	87.5	87.5	87.0	85.0	80.0	77.0	75.0
17	82.8	83.2	83.8	84.0	84.2	84.5	85.0	86.0	81.2	76.2	70.5	67.8
18	82.5	82.8	83.2	83.0	83.8	84.0	83.8	83.0	81.0	71.5	75.0	73.0
19	86.0	85.2	86.5	86.5	86.8	87.0	87.2	87.5	87.3	85.0	80.0	79.0
20	84.3	84.5	85.0	85.0	85.0	85.0	85.0	83.3	80.0	74.7	67.5	64.5
21	82.2	82.5	82.8	84.0	84.6	84.0	83.0	83.0	75.3	71.2	70.0	68.0
22	82.4	83.0	83.0	83.2	85.0	84.6	85.0	84.1	81.0	73.0	57.2	65.0
23	82.2	82.5	82.5	82.5	82.5	82.5	76.2	86.8	82.0	75.0	67.0	64.5
24	87.2	85.2	85.2	85.5	85.8	85.5	84.5	83.0	77.0	70.6	56.0	54.0
25	82.4	82.5	82.6	83.5	84.0	84.0	84.0	83.0	75.0	65.1	61.3	59.8
26	77.5	77.5	77.8	77.1	79.4	79.5	79.0	79.0	76.0	68.0	52.5	57.0
27	81.2	80.0	80.5	82.0	82.0	81.8	80.5	81.3	74.0	67.0	58.0	60.0
28	72.5	72.2	75.2	75.3	77.2	77.5	77.5	74.0	70.2	62.1	60.8	60.5
29	75.2	78.5	79.5	81.0	81.8	82.5	80.0	79.5	77.5	77.5	74.0	68.0
30	87.8	89.0	88.0	88.0	88.2	88.2	89.5	88.0	85.0	78.0	72.8	71.0
31	77.3	75.0	75.2	75.0	75.3	75.2	75.3	75.5	75.0	74.5	72.0	56.3
平均 Mean	83.3	83.6	83.9	84.2	84.5	84.5	84.5	84.1	81.1	76.7	73.4	70.8

八月逐日相對濕度 (%)

in the Month of August, 1936.													
13	14	15	16	17	18	19	20	21	22	23	24	平	月
													Mean
69.0	72.0	72.0	72.5	72.7	75.0	75.6	77.5	81.1	81.6	82.4	83.0	77.1	
66.0	72.8	64.5	70.0	73.0	80.0	80.0	82.0	84.0	84.0	81.2	84.5	79.3	
77.0	76.0	80.0	82.0	81.0	84.0	85.0	87.0	87.0	87.5	87.6	87.6	84.2	
73.0	72.3	72.3	72.5	72.5	72.5	73.0	73.0	78.0	80.0	80.0	80.0	80.6	
62.0	69.0	62.3	62.2	64.5	67.0	70.0	70.2	74.0	79.0	82.0	84.6	73.3	
75.0	72.8	72.5	70.5	75.0	76.0	80.5	82.5	81.5	91.2	84.0	84.3	82.0	
87.8	87.0	70.0	70.0	87.0	87.0	87.3	87.5	87.7	88.0	88.2	88.2	85.4	
80.0	83.8	85.0	86.0	86.2	86.2	87.3	87.5	87.5	87.5	87.5	87.5	86.6	
76.0	75.0	78.0	81.0	83.0	85.0	83.0	85.5	86.0	86.2	87.0	87.5	84.6	
78.0	81.0	84.0	85.0	85.0	85.0	85.0	85.0	85.0	85.1	87.0	87.0	84.2	
73.0	72.0	72.0	70.0	70.0	72.0	76.0	87.5	89.0	81.0	82.5	82.8	80.1	
62.0	61.0	60.0	61.0	67.0	73.0	76.5	77.5	80.0	80.0	80.2	80.5	75.9	
82.5	83.5	83.0	82.3	83.0	85.0	86.0	86.7	85.5	85.7	86.8	86.0	83.1	
77.5	71.8	70.0	72.4	72.5	81.9	82.2	83.1	84.0	83.0	84.0	84.3	81.5	
85.2	84.0	78.0	82.0	83.0	84.0	85.0	85.5	85.5	86.0	77.0	77.2	83.8	
70.6	68.0	67.5	67.5	74.0	72.0	74.5	77.2	77.3	89.0	82.3	82.5	79.5	
65.0	63.7	64.2	62.5	65.1	67.1	70.0	73.3	77.3	79.8	82.5	82.5	76.6	
70.3	68.2	82.2	82.6	85.0	85.2	85.2	85.5	85.6	85.5	85.0	86.3	81.5	
72.6	70.2	70.2	72.2	77.3	79.5	79.5	79.8	81.0	82.3	82.7	83.3	81.5	
67.0	65.0	64.2	62.8	64.5	66.0	73.0	76.0	77.2	78.2	80.2	80.2	75.5	
67.7	61.0	62.2	64.0	64.5	65.3	70.3	72.6	74.3	78.0	80.0	82.3	74.7	
62.3	64.5	65.3	66.7	65.0	65.5	74.2	76.0	77.2	80.6	80.0	81.8	75.7	
65.4	60.0	62.6	67.0	69.8	72.5	74.2	82.5	84.0	84.5	84.7	85.0	77.0	
58.0	60.0	58.0	58.0	60.0	62.4	70.5	72.3	75.4	77.4	77.5	79.6	73.6	
56.5	54.2	55.0	55.0	59.6	63.0	65.8	70.3	73.0	75.0	77.0	77.5	71.2	
54.0	52.0	52.0	52.5	67.3	55.0	60.0	57.3	78.2	99.0	89.5	79.8	79.7	
52.5	54.5	54.5	54.5	49.6	60.0	61.0	51.5	70.2	79.0	70.0	79.2	78.3	
57.5	55.0	55.0	57.2	58.0	61.7	64.0	51.0	70.8	70.0	72.5	74.5	73.5	
67.3	68.0	82.0	83.0	84.0	84.5	84.8	85.0	85.0	93.5	85.8	85.5	79.8	
72.5	69.5	69.0	57.5	60.0	65.0	66.5	70.2	79.2	72.0	73.0	74.5	76.0	
55.5	60.0	59.7	60.0	61.0	65.5	70.5	72.3	74.5	75.0	77.4	77.4	71.4	
69.1	68.0	68.3	69.2	71.7	73.7	76.1	78.7	79.9	81.0	81.7	82.2	78.1	

中華民國二十五年八月

Form and Direction of Clouds

時 H.	6		7		8		9		10		11		12	
	狀 For.	向 Dir.	狀 For.	向 Dir.	狀 For.	向 Dir.	狀 For.	向 Dir.	狀 For.	向 Dir.	狀 For.	向 Dir.	狀 For.	向 Dir.
1	N	SW	N	SW	AS	SW	AS	SW	AS	SW	AS	SW	N	SW
2	N	SSW	N	SSW	N	W	N	W	N	W	AS	W	AK	W
3	N	N	N	NW	N	NW	N	NW	N	NW	N	NW	AS	NW
4	N	E	N	E	N	E	N	E	N	E	AS	E	AS	E
5	N	ENE	SK	NNE	SK	NNE	SK	NNW	SK	SE	SK	SE	SK	SSW
6	N	SW	N	SW	N	SW	N	SW	AS	W	AS	W	AK	W
7	N	SW	N	SSW	N	SW	N	SW	N	NE	N	NE	N	E
8	N	SE	N	NE	N	NE	N	NE	N	NE	N	NE	N	NE
9	N	SSW	N	SSW	N	S	AS	S	AS	S	N	S	AS	S
10	AS	SSW	AS	SSW	AS	SSW	AS	SSW	AS	SSW	AS	SSW	AS	SSW
11	S	SW	S		SK	SW	SK	SW	SK	SW	SK	SW	SK	SW
12	C	SE	CS	SE	CS	SE	CS	SE	CS	SE	CS	SE	CS	SE
13	AS	SE	AS	NNE	AS	E	AS	SE	AS	SE	N	SE	N	SE
14	AS	SE	CS	SE	AS	SE	AS	SE	AS	SE	AS	SE	AS	SE
15	AS	ESE	AS	SE	N	SE	N	SE	N	SE	N	SE	N	SE
16	N	SW	AS	SW	AS	SW	AS	SW	AS	SW	AS	SW	CS	NE
17	C	SSW	CS	SSW	SK	SSW	SK	W	SK	SW	SK	SW	SK	SW
18	AS	SW	AS	WYW	AS	WNW	AS	NW	AS	SW	N	NE	AK	SE
19	N	SE	N	SE	AS	SE	AS	SSW	N	SSW	N	SSW	AS	SSW
20	SK	SSW	SK	SSW	SK	SSW	SK	SSW	SK	SSW	SK	SSW	SK	SSW
21	S	SSW	S	SSW	S	SSW	SK	SSW	SK	SSW	SK	SSW	SK	SSW
22	C	VNE	S	SSW	SK	SW	SK	SW	CS	SE	CK	NE	C	NE
23	N	SSW	N	SW	AS	SSW	KN	SSW	CS	SW	CS	SW	KN	SW
24	N	SSW	S	SSW	SK	SW	SK	SSW	SK	SSW	SK	SSW	SK	SSW
25	S	SW	C	NW	CS	NNW	CS	NW	CS	NW	SK	SE	C	SE
26	S	SSW	S	S	S	S	SK	S	SK	SW	SK	S	SK	S
27	S	SSW	S	SK	SK	SK	SK	SK	SK	SK	SK	SK	SK	SK
28	S	E	S	E	SK	E	SK	E	SK	L	SK	E	SK	E
29	AS	SE	AS	SE	N	SSE	N	SSE	N	SSE	AS	SE	AS	SSE
30	AS	SSE	AS	SE	AS	SW	AS	SW	AK	SW	AS	SW	AS	SW
31	AS	SSW	AK	SSW	AS	SSW	AS	SSW	AS	SSW	AS	SSE	AK	SSW

中華民國二十五年八月逐日雲量

Cloud Amount of Every day, in the Month of August, 1936.

日 D.	時 h.																					平 均 Mean
	6	7	8	9	10	11	12	13	14	15	16	17	18	19	20	21						
1	10.0	10.0	10.0	10.0	8.0	10.0	10.0	10.0	10.0	10.0	10.0	10.0	10.0	10.0	10.0	10.0	10.0	10.0	10.0	10.0	9.9	
2	10.0	10.0	10.0	10.0	10.0	10.0	10.0	9.5	10.0	10.0	10.0	10.0	10.0	10.0	10.0	10.0	10.0	10.0	10.0	10.0	10.0	
3	10.0	10.0	10.0	10.0	10.0	10.0	10.0	10.0	10.0	10.0	10.0	10.0	10.0	10.0	10.0	10.0	10.0	10.0	10.0	10.0	10.0	
4	10.0	10.0	10.0	10.0	10.0	10.0	10.0	10.0	10.0	10.0	10.0	10.0	10.0	10.0	10.0	10.0	10.0	10.0	10.0	10.0	10.0	
5	7.0	7.0	3.0	5.0	6.0	7.0	7.0	7.0	7.0	7.0	7.0	7.0	7.0	7.0	7.0	7.0	7.0	7.0	7.0	7.0	7.4	
6	10.0	10.0	10.0	10.0	10.0	10.0	10.0	9.0	9.0	9.0	9.0	9.0	9.5	9.5	10.0	8.0	7.0				9.3	
7	10.0	10.0	10.0	10.0	10.0	10.0	10.0	10.0	10.0	10.0	10.0	10.0	10.0	10.0	10.0	10.0	10.0	10.0	10.0	10.0	10.0	
8	10.0	10.0	10.0	10.0	10.0	10.0	10.0	10.0	10.0	10.0	10.0	10.0	10.0	10.0	10.0	10.0	10.0	10.0	10.0	10.0	10.0	
9	10.0	10.0	10.0	9.5	10.0	10.0	10.0	10.0	10.0	10.0	10.0	10.0	10.0	10.0	10.0	10.0	10.0	10.0	10.0	10.0	10.0	
10	10.0	10.0	10.0	10.0	10.0	10.0	10.0	10.0	10.0	10.0	10.0	10.0	10.0	10.0	10.0	10.0	10.0	10.0	10.0	10.0	10.0	
11	2.0	1.0	5.0	7.0	7.0	7.0	3.0	2.0	2.0	7.0	7.0	5.0	2.0	1.0	0.2	0.0	0.0				4.3	
12	2.0	8.0	8.0	9.0	8.0	7.0	7.0	8.0	8.0	9.0	10.0	10.0	10.0	10.0	10.0	10.0	10.0	10.0	10.0	10.0	8.8	
13	10.0	10.0	10.0	9.0	10.0	10.0	10.0	10.0	10.0	10.0	10.0	10.0	10.0	10.0	10.0	10.0	10.0	10.0	10.0	10.0	9.8	
14	10.0	10.0	10.0	10.0	10.0	10.0	10.0	10.0	10.0	10.0	10.0	10.0	10.0	10.0	10.0	10.0	10.0	10.0	10.0	10.0	9.8	
15	9.0	9.0	10.0	10.0	10.0	10.0	10.0	10.0	10.0	8.0	7.0	10.0	10.0	10.0	10.0	10.0	10.0	10.0	10.0	10.0	9.6	
16	10.0	10.0	10.0	10.0	10.0	10.0	10.0	9.0	9.0	8.0	7.0	8.0	8.0	7.0	5.0	5.0					8.5	
17	6.0	4.0	8.0	8.0	7.0	5.0	7.0	7.0	2.0	2.0	7.0	9.0	9.0	8.0	5.0	2.0					6.3	
18	10.0	10.0	10.0	10.0	10.0	10.0	10.0	8.0	9.0	10.0	10.0	10.0	10.0	10.0	10.0	10.0	10.0	10.0	10.0	10.0	9.8	
19	10.0	10.0	10.0	10.0	10.0	10.0	8.0	8.0	9.0	10.0	10.0	10.0	9.0	9.0	7.0	5.0	3.0				8.7	
20	7.0	8.0	8.0	8.0	8.0	8.0	9.0	9.0	9.0	5.0	3.0	1.3	1.0	1.0	1.0	1.0					5.5	
21	10.0	10.0	8.0	6.0	7.0	8.0	9.0	7.0	6.0	7.0	7.0	7.0	2.0	1.0	2.0	2.0					6.2	
22	10.0	10.0	10.0	10.0	10.0	8.0	8.0	10.0	10.0	9.0	9.0	9.0	8.0	8.0	8.0	10.0	10.0				9.3	
23	10.0	10.0	10.0	9.0	9.0	9.0	10.0	9.0	9.0	9.0	9.0	9.0	9.0	10.0	10.0	10.0	10.0				9.6	
24	10.0	9.5	9.0	9.0	8.0	7.0	8.0	8.0	9.0	9.0	8.0	9.0	10.0	10.0	8.0	8.0	8.0				8.7	
25	5.0	4.0	4.0	7.0	7.0	6.0	5.0	2.0	2.0	2.0	2.0	4.0	6.0	4.0	7.0	8.0					4.7	
26	9.0	10.0	10.0	8.0	6.0	5.0	2.0	6.0	7.0	7.0	7.0	3.0	6.0	7.0	8.0	9.0					6.9	
27	5.0	2.0	5.0	6.0	6.0	5.0	5.0	4.0	4.0	3.0	2.5	5.0	4.0	5.0	7.0	10.0					4.9	
28	3.0	4.0	6.0	9.0	7.0	7.0	6.0	5.0	4.0	9.0	10.0	10.0	10.0	10.0	10.0	10.0					6.9	
29	10.0	10.0	10.0	10.0	10.0	10.0	10.0	10.0	10.0	10.0	10.0	10.0	10.0	10.0	10.0	10.0	10.0				7.5	
30	10.0	10.0	10.0	10.0	10.0	10.0	10.0	9.7	8.0	10.0	10.0	10.0	10.0	10.0	10.0	10.0	10.0				10.0	
31	10.0	10.0	10.0	10.0	10.0	10.0	10.0	9.8	10.0	10.0	10.0	10.0	10.0	10.0	10.0	10.0	10.0				9.8	
平均 Mean	8.8	8.7	8.6	9.0	8.8	8.7	8.6	8.5	8.5	8.4	8.4	8.5	8.5	8.2	8.0	8.0					8.5	

中華民國二十五年八月逐日能見度

Visibility of every day, in the Month of August, 1936

日	6	7	8	9	10	11	12	13	14	15	16	17	18	19	平均
1	7	7	7	6	7	7	7	7	7	7	8	7	7	7	7.1
2	7	7	6	5	7	7	7	7	7	7	8	7	7	7	6.8
3	7	7	6	5	7	7	7	7	7	7	7	7	7	7	5.7
4	7	7	6	5	7	7	7	7	7	7	7	7	7	7	6.5
5	6	6	7	7	7	8	8	8	8	8	8	7	7	7	7.3
6	5	5	5	6	6	7	7	7	7	7	7	6	7	7	6.4
7	5	5	5	5	5	3	4	5	5	5	5	5	5	4	4.1
8	5	2	2	2	2	3	3	3	3	3	3	3	3	3	3.4
9	5	5	5	5	5	5	6	6	6	6	6	4	4	4	5.3
10	7	7	7	7	7	8	8	8	6	6	6	6	4	4	6.4
11	7	7	8	8	8	8	8	9	9	9	8	8	8	7	8.1
12	7	8	8	8	8	8	8	9	9	9	8	7	7	7	7.6
13	7	7	7	7	7	7	7	7	6	6	6	5	5	4	6.1
14	7	7	7	7	7	7	7	7	7	7	5	5	5	5	6.1
15	6	6	6	6	2	3	3	4	5	5	5	5	5	5	4.8
16	7	7	7	7	7	7	8	8	8	8	8	8	8	7	7.5
17	7	7	7	7	7	7	8	8	8	8	8	8	8	7	7.6
18	7	7	7	7	7	7	7	7	8	8	8	8	8	4	6.2
19	3	3	3	3	3	3	3	3	3	3	3	3	3	3	6.8
20	7	7	7	7	8	8	8	8	8	8	8	7	7	7	7.6
21	7	7	7	7	7	7	8	8	8	8	8	8	8	7	7.5
22	3	3	3	3	3	3	3	3	3	3	3	3	3	3	6.6
23	4	5	5	5	5	5	6	6	6	6	6	6	6	6	6.4
24	6	6	6	6	6	6	6	6	6	6	6	6	6	6	7.2
25	6	6	6	6	6	7	7	8	8	8	8	7	7	7	7.1
26	7	5	5	6	6	7	7	7	7	7	7	7	7	7	6.8
27	5	3	3	3	3	3	3	3	3	3	3	3	3	3	7.2
28	5	5	6	6	6	6	6	6	6	6	6	6	6	6	7.2
29	5	6	6	6	6	7	7	7	7	7	7	5	5	5	6.3
30	6	6	6	6	6	7	7	7	7	7	7	7	7	7	6.4
31	5	5	5	4	5	5	5	5	5	5	5	5	5	5	5.9
平均	5.5	5.1	6.1	6.1	6.6	6.9	7.2	7.1	7.1	7.2	6.9	6.4	6.9	5.7	6.5

中華民國二十五年八月

Wind Direction and Wind Velocity of every

日 期	6		7		8		9		10		11		12		13	
	向 Dir.	速 Vel.	向 Dir.	速 Vel.	向 Dir.	速 Vel.	向 Dir.	速 Vel.	向 Dir.	速 Vel.	向 Dir.	速 Vel.	向 Dir.	速 Vel.	向 Dir.	速 Vel.
1	SSW	0.5	SSW	0.5	SSW	0.5	SW	2.2	SW	3.1	W	4.7	W	2.9	SSW	3.2
2	SW	0.5	SW	1.1	SSW	1.5	SW	2.3	W	4.7	W	2.1	W	5.1	W	5.7
3	NW	0.4	NW	0.5	NW	0.3	NW	0.6	SW	0.7	SW	0.5	SW	4.3	S	5.6
4	NE	0.6	NE	0.7	ESE	0.5	NE	0.7	NE	0.5	NE	2.1	NN	2.0	SE	2.6
5	NNE	0.3	NNE	0.3	E	0.5	NE	0.3	SE	1.3	SSW	2.3	SSW	1.1	E	2.2
6	N	0.3	NE	0.4	SE	0.5	S	0.8	SW	3.3	WSW	1.3	SW	0.4	SE	1.0
7	S	0.4	SSW	0.7	SE	1.5	SE	0.7	S	0.4	S	2.3	S	0.6	S	3.4
8	NE	0.5	NE	0.3	N	0.3	SE	0.5	SE	1.1	NE	1.7	NE	2.6	NE	2.1
9	NE	0.5	NE	0.5	SE	0.3	S	4.4	S	5.0	S	6.2	SW	4.6	SSW	2.9
10	SSW	2.1	SW	1.9	SW	0.7	SSW	2.7	SSW	3.3	SSW	6.4	SW	10.3	W	3.3
11	SW	0.5	SW	0.5	SW	0.5	SW	0.7	W	3.2	W	5.7	W	4.4	W	5.6
12	NE	7.3	V	0.6	SW	1.0	SW	2.6	SW	3.4	SSW	2.4	SSW	2.3	SSW	3.4
13	NE	7.3	V	0.8	NE	0.5	NE	1.4	NE	1.4	NE	3.7	SSW	2.1	SSW	2.2
14	WNW	7.5	VNE	0.5	ESE	1.3	NNE	0.7	NNE	1.2	NE	1.6	NE	1.1	E	1.6
15	ESE	7.5	ESE	0.5	NE	1.1	SE	0.7	SE	1.1	S	1.6	SE	0.6	SE	0.9
16	S	0.4	VW	2.1	SSW	2.2	SSW	2.5	SSW	2.3	SSW	2.1	SSW	1.1	SSW	2.5
17	NNE	0.3	S	0.6	S	0.8	SE	1.4	SE	0.5	SSW	2.5	SW	2.1	SW	2.5
18	N	0.4	N	0.5	SSW	0.5	SSW	1.5	SW	0.8	SE	1.6	SE	0.8	SSW	2.6
19	SE	0.3	SE	1.2	SE	2.2	SSE	1.9	S	5.6	S	10.4	S	10.3	S	10.0
20	NNE	0.4	SSW	1.1	SW	2.8	SW	2.3	SSW	2.3	SSW	1.8	SSW	3.2	SSW	3.0
21	SSW	0.5	SSW	1.3	SSW	2.5	SSW	2.9	SSW	4.5	SSW	4.8	SSW	7.1	SSW	2.5
22	NNE	0.4	N	0.4	SW	0.5	SSW	2.5	SSW	2.4	SSW	7.4	SSW	8.1	SSW	7.6
23	SSE	0.4	S	0.5	SSW	3.0	S	1.9	SSW	6.0	SSW	7.3	SSW	7.3	SW	5.6
24	SE	0.5	SE	0.7	S	1.4	SSE	2.9	S	4.5	SSW	8.3	S	7.7	S	7.6
25	NNE	0.4	NE	0.3	SE	0.7	SSW	2.3	SE	1.2	SW	3.6	SW	2.4	SW	6.0
26	NE	2.4	NE	3.5	NNE	0.5	SW	0.6	SW	4.4	S	5.9	SSW	2.7	SSW	3.4
27	NNE	2.5	E	1.4	SE	2.0	SSE	3.7	SSE	4.2	SSE	4.7	SSW	6.2	SSW	7.7
28	NE	2.9	SE	2.9	SE	2.6	E	3.5	S	2.3	ESE	3.5	E	4.2	E	4.6
29	NE	2.5	ESE	0.6	NNE	1.6	NNE	1.6	SSW	2.5	S	4.3	S	5.0	NNE	2.1
30	NNE	0.4	NE	0.4	ENE	0.4	ENE	1.5	NE	2.6	NE	2.1	S	0.7	WSW	2.1
31	NE	0.4	NE	0.6	NE	0.7	NE	0.4	SSW	0.9	ESE	0.9	ESE	1.4	ESE	1.5
平均																
Mean		0.5		0.8		1.2		1.9		2.7		3.9		3.8		4.6

逐日風向及風速

day in the Month of August, 1936.

14		15		16		17		18		19		20		21		平均
向	速	向	速	向	速	向	速	向	速	向	速	向	速	向	速	
Dir.	Vel.	Dir.	Vel.	Dir.	Vel.	Dir.	Vel.	Dir.	Vel.	Dir.	Vel.	Dir.	Vel.	Dir.	Vel.	near
S	2.8	SSW	2.6	SW	0.4	NE	1.1	E	0.3	NE	0.4	NE	0.3	NE	0.3	1.0
W	0.3	NW	3.8	SW	2.1	SW	0.8	SW	0.9	NE	0.7	NE	0.3	NE	0.3	2.7
SE	2.4	NE	0.9	NE	1.9	NE	1.8	E	1.7	NE	0.3	N	0.3	N	0.3	1.4
SE	3.7	NE	4.9	SE	0.8	SE	1.0	SE	1.0	SE	0.4	SE	0.3	ESE	0.3	1.5
SSW	5.9	S	6.1	SSW	5.4	SSW	4.4	SE	2.1	SE	0.7	SE	0.5	SE	0.4	2.1
S	4.5	S	2.1	SE	2.0	W	2.4	S	3.4	S	2.6	S	0.6	S	0.5	1.7
SSE	0.8	SSE	0.5	SE	0.7	SE	1.4	NE	0.3	N	0.3	NE	0.3	N	0.3	0.5
NE	2.8	SE	0.4	SE	0.3	SE	2.2	SS	3.3	S	0.4	S	0.6	S	0.4	1.4
S	5.5	S	3.3	S	0.7	S	0.6	NE	0.8	NE	0.3	NE	0.3	NE	0.3	2.3
W	1.9	NW	1.6	NW	0.3	NW	0.4	NW	0.3	NW	0.3	NW	1.1	NW	0.4	2.5
W	5.0	W	4.4	SSW	5.5	SSW	5.7	SW	0.6	C	0.0	WSW	0.6	WSW	0.5	2.7
SSW	3.9	SSW	2.6	SE	3.2	NE	15.4	NE	0.6	SSE	0.4	ENE	0.6	ESE	0.6	2.8
SW	1.0	SSW	1.3	SSW	0.7	SW	0.3	W	0.5	NE	0.4	NE	0.7	NE	0.3	1.5
E	0.9	NE	1.9	NNE	1.6	SE	1.1	NE	0.8	NNE	0.3	NNE	0.4	N	0.4	1.6
SW	0.9	SW	2.4	SE	1.1	ESE	0.4	ESE	0.4	ESE	0.6	ESE	0.4	ESE	0.6	0.8
SSE	3.3	S	5.6	SSW	4.2	SSW	3.4	SSW	0.7	SSW	1.3	SW	0.6	SSW	0.4	2.2
SW	2.9	SSW	3.2	SSW	2.3	SSW	3.4	S	0.9	S	0.6	SSW	0.3	SSW	0.4	1.6
SSW	5.5	NE	3.8	NNE	1.5	SSW	0.4	SSW	0.4	S	0.3	NW	0.4	NE	0.3	3.3
S	12.6	S	10.3	SSW	4.8	SSW	2.8	SSW	2.1	S	0.5	NW	0.6	SSW	0.6	4.8
SSW	5.8	S	5.6	S	7.8	S	3.0	S	2.7	W	1.1	NW	0.9	W	0.3	2.7
SSW	5.8	SSW	6.7	SSW	5.7	SSW	7.0	SSW	0.6	SSW	0.6	SSW	2.0	SSW	0.4	3.9
SSW	9.6	SW	2.3	SSW	6.7	WSW	4.8	SSW	1.3	SS	3.5	SSW	2.0	NE	0.4	3.3
SSE	5.6	S	6.0	SSW	9.8	SW	4.7	W	7.5	S	0.9	SSW	0.8	NW	1.5	1.1
S	8.3	WSW	5.7	SSW	7.0	SW	3.1	ESE	7.1	SW	2.0	SSW	2.6	SSW	1.6	1.1
SSW	6.1	SSW	5.3	SSW	9.9	SSW	7.1	SSW	4.6	SW	0.3	W	0.2	NE	0.6	3.2
W	8.0	SSW	1.7	SSE	3.1	SW	2.8	SSE	3.1	SW	2.6	SW	0.8	NE	4.2	3.6
SW	3.3	SSW	3.6	SW	3.6	WSW	2.4	SSE	2.0	SE	0.5	NE	0.3	SE	1.7	3.1
NW	3.9	SE	1.8	SSE	5.3	ESE	3.3	ESE	3.6	SE	1.1	NE	0.5	ESE	0.7	3.1
SSE	3.5	N	2.5	N	2.2	NW	0.5	NW	0.6	NNE	0.5	NNE	0.7	NNE	1.6	2.0
NW	1.6	ESE	1.3	ESE	1.4	ENE	0.7	NE	0.7	NE	0.5	NE	0.3	NNE	0.6	1.0
NE	1.6	NE	3.3	NE	0.6	NNE	0.4	ESE	1.2	NE	0.7	NE	0.7	NE	0.6	1.0
	4.6		3.7		3.3		2.9		1.4		0.8		0.6		0.7	2.3

中華民國二十五年

Rainfall Amount, in the

日	21-6	6-7	7-8	8-9	9-10	10-11	11-12	12-13
1								
2			T					
3	0.5	0.7	1.6	0.4	1.1	0.3	T	0.5
4	2.3	T						
5								
6	92.4	5.6	0.8	T				0.3
7	1.9	0.1	0.5	1.9	4.0	6.3	1.3	1.1
8	34.1	1.1	1.3	1.1	0.8	0.4	0.4	0.3
9	11.5	0.9	1.2	0.3	0.2	0.3	T	
10	T							T
11	T							
12	T							
13	0.2					T	1.1	2.0
14	0.1							
15	0.3			0.5	1.3	0.8	3.2	4.6
16	3.4	0.1						
17								
18						T	T	
19	13.9	0.9	0.4					
20	T							
21								
22								
23		6.4						
24	0.4							
25								
26								
27								
28								
29				T	T	T		
30	5.6							
31								
總計 Total	166.6	15.8	5.6	4.2	7.4	8.4	6.0	8.8

八月逐日雨量

Month of August, 1936.

15-14	14-15	13-16	16-17	17-18	18-19	19-20	20-21	總計 Total	日期 Date
T	T	0.1	0.5	0.3			0.5	T	1
T		0.7	0.3	1.3	0.3	3.4	3.2	1.4	2
					T			14.3	3
								2.3	4
								T	5
0.3		3.2	2.3	0.1	0.1	T		22.2	6
0.7	2.6	3.3	T	9.9	4.7	2.5	4.3	22.9	7
	T	10.7	0.3	0.5	0.4	T	1.3	62.8	8
2.9	0.5	0.8		T			T	26.3	9
								4.2	10
								T	11
T	0.7	0.4	12.0	0.1	0.1	T		0.2	12
				0.7	T			17.1	13
0.3		1.5	8.6	4.5	0.3			4.2	14
				0.1				21.2	15
								3.5	16
	23.5	0.3	2.1	2.1	2.0	0.7		30.7	17
			0.5	T				15.7	18
								T	19
									20
T									21
						1.5	T	T	22
								7.9	23
								0.4	24
									25
							6.0	6.0	26
									27
T	2.3	0.4					T	2.7	28
								5.6	29
									30
									31
4.2	32.9	19.0	26.6	19.6	7.9	8.1	15.5	356.3	總計 T.

中華民國二十五年八月逐日

Daily Values of Meteorological Elements in

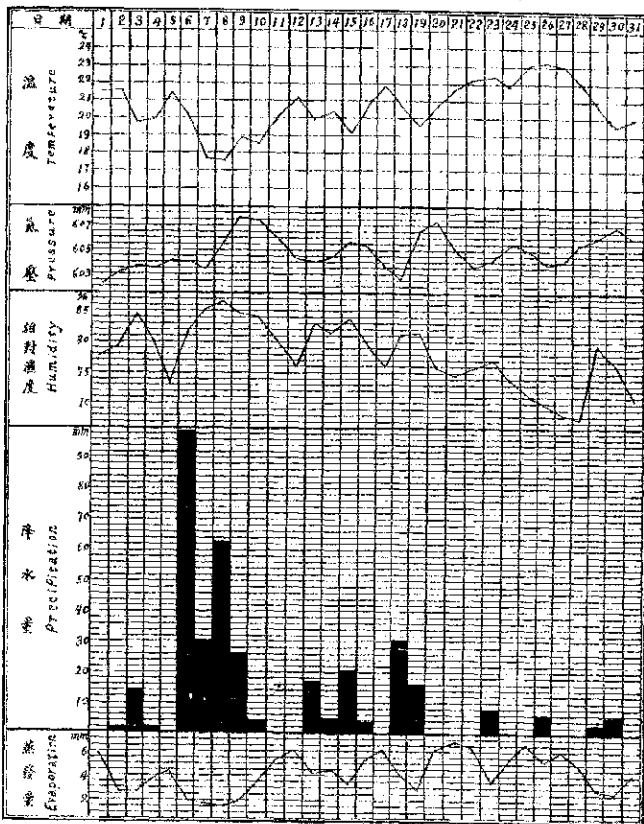
日期 Date	氣壓 pressure 600 mm+	溫度 Temperature (°C)				草溫 Grass Temp. °C	地溫 Earth Temp. at Depth of 100 cm (°C)
		平均 Mean	最高 Max.	最低 Min.	範圍 Range		
1	2.20	21.5	25.0	19.0	6.0	18.8	19.2
2	3.17	21.6	26.0	18.0	8.0	17.6	19.2
3	3.65	19.7	23.4	17.5	5.9	17.9	19.3
4	3.35	20.0	23.6	16.5	7.1	16.3	19.3
5	4.11	21.5	24.8	16.8	8.0	16.0	19.3
6	4.09	20.2	24.0	16.5	7.5	16.3	19.3
7	3.45	17.7	19.5	17.0	2.5	17.6	19.3
8	5.61	17.6	20.5	15.0	5.5	15.1	19.2
9	7.63	18.9	22.5	15.8	6.7	15.8	19.2
10	7.48	18.5	22.0	15.8	6.2	15.5	19.1
11	6.05	20.1	23.5	15.2	8.3	15.0	19.0
12	4.32	21.2	26.8	15.0	11.8	15.0	19.0
13	4.93	19.9	22.5	17.2	5.3	17.0	19.0
14	4.40	20.4	24.0	16.2	7.8	16.0	19.0
15	5.69	19.1	22.5	17.3	5.2	17.0	19.0
16	5.39	20.7	24.5	16.8	7.7	16.6	19.0
17	3.57	21.9	26.5	15.5	11.0	15.1	19.0
18	2.62	20.7	26.2	18.0	8.2	18.0	19.0
19	6.57	19.6	23.8	16.5	7.3	16.5	19.0
20	7.23	20.7	24.5	15.5	9.0	15.1	19.0
21	5.11	21.7	26.4	16.5	9.9	16.1	19.0
22	3.55	22.2	27.3	17.0	10.3	16.8	19.1
23	4.15	22.4	26.5	19.5	7.0	19.2	19.2
24	5.50	21.9	26.0	17.5	8.5	16.4	19.3
25	4.90	23.1	27.5	17.0	10.5	16.7	19.4
26	3.76	23.2	27.8	18.5	9.1	18.2	19.5
27	4.14	23.0	28.2	17.0	11.2	16.7	19.6
28	5.45	22.0	26.0	17.5	8.5	17.2	19.6
29	6.14	20.7	25.8	18.3	7.5	18.0	19.7
30	6.91	19.6	23.3	16.5	7.0	16.2	19.6
31	6.93	20.0	24.0	15.5	8.5	15.2	19.6
總數 T. or M.	4.85	20.7	24.7	16.8	7.8	16.6	19.3

氣象平均要素表

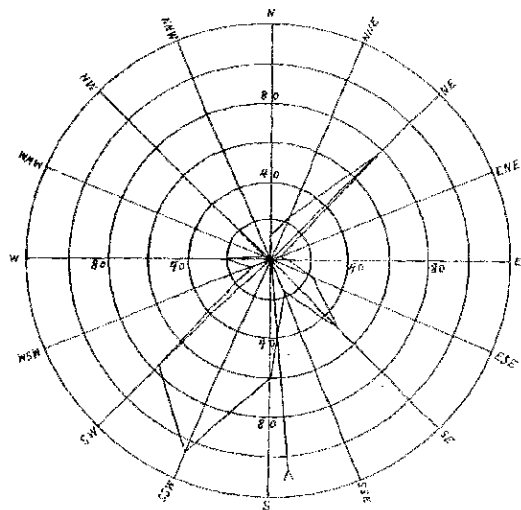
the Month of August, 1936.

濕度		雲量 Amount of cloud 0-10	風		雨		可見度 Vis. 0-9	蒸發量 Amount of Eup. mm	雜項 Miscell- aneous Informa- tions
絕對 Absolute mm	相對 Relative %		平均速 Mean vel. m/s	方向 Dir. Damin	量 Amt. mm.	時數 Dur. h			
15.25	77.8	9.9	1.6	SSW	T	7.1	5.9		
15.38	79.3	10.0	2.7	SW	1.4	6.6	2.7		
14.23	64.5	10.0	1.4	NW	14.3	2.6	5.7	2.1	
14.70	80.6	10.0	1.5	SE	3.7	11.6	6.8	3.7	
14.72	73.3	7.4	2.1	SE	T	4.0	7.4	4.4	
15.15	82.0	2.3	1.7	S	92.2	10.1	6.4	2.9	
13.87	85.4	10.0	0.9	S	29.9	15.7	4.1	1.8	
13.44	86.6	10.0	1.2	NE	62.8	17.1	5.4	1.5	
14.05	84.6	10.0	2.3	S	26.3	16.5	5.3	1.9	
14.47	84.2	8.9	2.5	NW	4.2	3.0	6.4	3.5	
14.38	80.1	4.3	2.7	SW	T	8.1	5.1		
14.88	75.9	8.8	2.8	SSW	0.2	1.8	7.6	6.1	
15.81	83.1	9.8	1.3	NE	1.1	4.3	6.1	4.2	
13.22	81.5	9.8	1.0	NNE	4.9	1.2	6.1	4.5	
15.02	83.8	9.6	0.8	ESE	21.2	7.3	4.8	3.3	
14.96	79.5	8.5	2.2	SSW	3.5	2.2	7.5	5.3	
15.63	76.0	6.3	1.6	SSW	2.2	7.6	6.2	4.3	
15.52	81.3	9.8	1.3	SSW	30.7	4.8	6.2	4.3	
14.48	81.5	8.7	4.8	S	15.7	9.8	6.8	2.8	
14.45	75.8	5.5	2.7	SSW	T	9.3	7.6	6.2	
15.01	74.7	6.2	3.0	SSW	2.2	7.5	6.8		
15.32	75.7	2.5	3.7	SSW	T	6.1	6.3		
15.82	77.0	9.5	4.1	SSW	7.9	1.0	6.4	5.5	
14.87	73.6	8.7	4.1	S	0.4	1.5	7.2	7.1	
15.12	71.2	4.7	3.2	SSW	T	7.1	7.1	6.5	
15.43	69.7	6.5	3.0	SW	6.0	0.5	6.8	5.2	
14.92	69.3	4.3	3.1	SSE	2.2	7.2	7.2	6.6	
13.84	67.5	7.3	3.1	ESE	2.2	7.2	7.2	4.3	
15.08	79.8	10.0	2.0	NNE	2.7	1.7	6.4	2.9	
13.19	76.0	9.8	1.0	NNE	5.6	2.0	6.1	2.7	
12.57	70.4	10.0	1.0	N2	T	T	5.9	4.1	
14.75	78.1	8.5	2.3		55.3	115.7	6.5	132.6	

中華民國二十五年八月份各項氣象要素逐日變遷圖
 March of Different Meteorological Elements in the Month of August, 1936.



中華民國二十五年八月份風向圖
Wind Rose for August, 1936.



--- 風向次數
Frequency

— 合成風向
Resultant direction

方向 Dir.	N	NNE	NE	NNE	E	ESE	SE	SSE	S	SSW	SW	WSW	W	WNW	WW	WNW	W	E	
次數 Frequency	15	24	27	5	10	23	49	12	51	107	57	9	20	2	21				1
百分數 %	9.6	14.9	15.5	3.0	6.0	13.9	28.4	6.7	28.3	61.3	31.3	5.2	11.9	1.2	12.0				0.2

雲南省立
昆明剛候所

氣象月報

第一卷第四期



龔自知題



中華民國二十五年九月份

112

— 1 —

MONTHLY METEOROLOGICAL BULLETIN

OF

METEOROLOGICAL STATION OF YUNNAN PROVINCE,
KUNMING.

September, 1936. VOL. I, NO. 4.

目次

Table of Contents

本月份天氣概況	<i>A Summary of Weather Conditions during One Month of September, 1936.</i>
本月份氣象概要	<i>Monthly Summary.</i>
氣壓	<i>Barometric Pressure.</i>
溫度	<i>Air Temperature.</i>
絕對濕度	<i>Absolute Humidity.</i>
相對濕度	<i>Relative Humidity.</i>
雲狀與雲向	<i>Cloud Forms and Direction.</i>
雲量	<i>Cloud Amount.</i>
能見度	<i>Visibility.</i>
風向與風速	<i>Wind Direction and Velocity.</i>
雨量	<i>Amount of Rainfall.</i>
逐日氣象平均要素	<i>Daily Values of Meteorological Elements.</i>
凡例	<i>Explanatory Remarks.</i>
各項氣象要素逐日變遷	<i>March of Different Meteorological Elements.</i>
風向圖	<i>Wind Rose.</i>

民國二十五年九月份昆明天氣概況：

昆明本月天氣，承八月份過量降雨之後，上中兩旬，雨歇向旱，殊至下旬，北方寒潮南侵，轉變成亢旱氣候！全月雨量總計得 59.1m.m.較歷年同月標準平均數 153.6m.m. 反少 94.5m.m.

上旬受颱風及熱帶風暴影響，五日十二時，氣溫高達 39.0°C. 十六時雷雨，得量 7.5m.m. 六日颱風由東京海登陸，十五時至十七時，昆明氣壓極端最低達 603.06 m.m. (米庵高度訂正) 僅有幾雷閃電，降雨不多。

七日夜二十二時起，雷雨大作，嗣八日午後，總得雨量 18.3 m.m. 連續風暴，九十兩日，北經川南，大水成災，災情慘重，災民多達七十二萬餘！昆明僅天陰日景。

中旬復有風暴經過昆明之北，十一、十二兩日，疾風雷陣，得水 2.5 m.m. 十五日至十八日，連日陰雨，總得雨量 29.2 m.m.

自十九日起，北方寒潮南下，氣壓增高，連日天氣晦澀，空淨無雲，溫度及相對濕度驟降，二十一日八時，氣壓極端最高達 613.16m.m. 二十二日六時，氣溫最低，市內達 7.4°C. 而市外初期見霜！

全月平均氣壓氣溫，俱較高原歷年標準平均數，統計晴溫日多，陰雨日少，頗反乎往常，日曬強烈，農村又苦旱矣！

中華民國二十五年九月氣象綱要

Monthly Summary for September, 1936.

		氣壓 Air Pressure	
極端最高	Extreme maximum	613.16mm	在21日8時 on 21th 8h
極端最低	Extreme minimum	603.06mm	在6日15--17時 on 6th 15-17h
平均Mean	本年 Present	607.76mm	
	往年 Past	606.61mm	

		氣溫 Air Temperature	
極端最高	Extreme maximum	30.0°C	在5日12時 on 5th 12h
極端最低	Extreme minimum	7.4°C	在22日6時 on 22th 6h
最高平均	Mean maximum	24.6°C	
最低平均	Mean minimum	13.2°C	
平均Mean	本年 Present	19.4°C	
	往年 Past	18.0°C	

		風 Wind	
最大風速	Maximum velocity	15.8m/s	在11日21時 on 11th 21h
合成風向	Resultant direction	551°35'8E	

		降水量 Precipitation	
雨量	Rainfall	59.1mm	
一日最多雨量	Greatest in 24 hours	18.3mm	在8日 on 8th
標準雨量	Normal Rain	153.6mm	

		雜記 Miscellaneous Informations	
晴天日數	Clear days	10	
曇天日數	Partly cloudy days	8	
陰天日數	Cloudy days	2	
雨天日數	Rainy days	10	
有雷雨日數	Days with thunder--storm	3	
有雷聲日數	Days with thunder	4	
有閃電日數	Days with lightning	4	
有霧日數	Days with mist	10	
有露日數	Days with fog	9	
有低雲日數	Days with ground fog	3	
有濕霧日數	Days with wet fog	1	
有露日數	Days with dew	17	
有日暈日數	Days with solar halo	1	

— 4 —

中華民國二十五年

Barometric Pressure of every day.

時H. 日D.	6	7	8	9	10	11	12	13
1	6.26	6.36	6.46	6.66	6.66	6.56	6.26	6.06
2	6.96	6.46	6.66	6.56	6.66	6.46	6.96	5.56
3	6.26	6.66	6.86	7.36	7.66	7.46	7.16	6.26
4	7.86	7.16	7.36	7.46	6.76	7.16	6.86	6.46
5	6.36	6.86	6.96	6.86	6.76	6.56	6.16	5.76
6	5.56	5.86	5.96	5.86	5.86	5.56	5.06	4.46
7	4.86	5.16	6.56	6.16	5.86	5.96	5.26	4.36
8	6.06	6.16	6.76	6.86	6.86	6.86	6.56	5.96
9	7.96	8.06	8.36	8.36	8.26	8.26	7.66	7.16
10	7.06	7.16	7.26	7.26	7.36	7.46	6.96	5.66
11	6.56	6.66	6.86	6.86	6.96	6.76	6.46	5.86
12	7.36	7.76	7.96	8.06	8.26	8.56	8.06	7.36
13	6.96	7.06	7.56	7.66	7.76	7.76	7.16	6.66
14	5.36	5.76	5.96	6.06	6.16	5.76	5.66	5.26
15	6.66	6.86	7.86	8.36	8.76	8.76	8.56	8.16
16	10.26	10.46	10.76	11.16	11.06	11.36	10.76	10.26
17	9.16	9.36	9.66	9.76	9.66	9.66	9.26	8.56
18	10.46	10.66	10.86	11.46	11.56	11.66	10.56	10.86
19	10.76	10.96	11.36	11.46	11.76	11.56	10.96	10.46
20	11.76	12.26	12.66	12.86	12.56	12.26	11.86	11.46
21	12.66	12.86	13.16	13.06	12.76	12.66	11.86	11.26
22	10.86	10.96	11.36	11.26	11.16	10.76	10.16	9.56
23	8.46	8.66	8.76	8.96	8.76	8.56	8.06	7.66
24	9.66	9.86	10.26	10.46	10.36	10.16	9.56	9.26
25	10.06	10.36	10.86	10.96	10.96	10.56	10.36	9.86
26	10.66	10.76	11.46	11.46	11.16	10.66	10.06	9.26
27	9.06	9.46	9.66	9.76	9.76	9.46	8.76	8.16
28	9.16	9.36	9.76	9.96	9.66	9.36	8.76	8.26
29	8.76	8.86	9.06	9.26	9.06	8.76	8.26	7.56
30	9.26	9.66	10.06	10.26	10.16	9.86	9.46	8.86
平均 Mean	8.25	8.48	8.84	8.96	8.90	8.77	8.30	7.76

九月逐日氣壓 (600^{mm} +)

in the Month of September, 1936. (600^{mm} +)

14	15	16	17	18	19	20	21	平均 Mean
5.66	5.16	4.76	5.46	4.76	5.06	5.16	5.56	5.80
5.36	4.86	4.46	4.46	3.66	4.96	5.56	6.36	5.64
6.16	5.56	5.56	5.26	5.36	5.46	5.86	6.46	6.38
6.06	5.56	5.06	5.16	4.66	5.66	5.96	5.86	6.27
4.76	4.46	4.46	4.66	4.96	5.36	5.86	5.96	5.80
4.56	3.06	3.06	3.06	3.36	3.66	4.16	4.56	4.60
3.56	3.26	3.16	3.26	3.56	3.76	4.46	4.96	4.64
4.86	4.46	4.86	5.26	5.46	5.76	6.76	7.06	6.04
7.46	6.36	5.86	5.96	6.16	7.36	7.46	7.86	7.41
5.06	4.56	4.36	4.36	4.36	5.06	5.26	5.46	5.92
5.46	4.76	4.96	5.16	5.46	5.96	6.26	6.26	6.08
6.86	6.76	6.26	6.46	6.56	6.96	7.66	8.26	7.45
5.76	5.46	5.16	4.46	4.66	5.16	5.56	5.76	6.29
4.76	4.76	4.26	4.26	4.56	4.26	4.96	6.16	5.25
7.96	7.96	7.76	8.06	8.66	9.36	10.16	10.66	8.41
9.46	9.26	9.16	8.56	9.76	9.66	9.66	10.06	10.10
7.76	7.06	6.66	6.66	6.66	7.16	7.56	8.06	8.29
10.66	9.86	9.56	9.76	10.16	10.26	10.76	11.16	10.67
10.05	9.56	9.36	9.06	9.16	9.76	9.86	10.46	10.41
10.86	10.36	10.16	9.86	9.86	10.16	10.66	12.06	11.35
10.76	10.46	10.06	9.86	9.96	10.36	10.96	11.46	11.51
8.86	8.16	8.46	8.16	7.86	8.06	8.36	8.56	9.54
6.86	6.46	6.16	6.26	6.76	7.06	7.56	8.26	7.70
8.56	8.06	7.86	7.96	7.96	8.26	8.86	9.36	9.15
9.16	8.66	8.46	8.36	8.56	8.76	9.26	9.76	9.69
8.36	7.86	7.46	7.96	7.96	8.06	7.56	8.26	9.31
7.26	6.76	6.56	6.56	6.86	7.06	7.46	8.06	8.17
7.46	7.96	6.76	6.86	7.86	7.96	7.56	8.06	8.42
7.16	6.66	6.46	6.36	6.46	6.86	7.56	8.26	7.84
7.86	7.96	9.06	7.16	7.26	7.66	8.26	8.86	8.73
7.18	6.74	6.48	6.49	6.64	7.03	7.43	7.93	7.76

中華民國二十五年

Air Temperature of every day in

日 No.	6.	7.	8	9	10	11	12	13
1	16.2	16.5	18.6	19.3	19.5	20.2	22.0	22.2
2	16.5	16.5	17.2	17.5	18.8	21.0	21.4	22.3
3	16.5	16.5	20.5	18.2	19.3	20.0	20.7	22.5
4	15.5	15.8	16.0	18.6	19.8	22.5	23.5	24.8
5	16.5	17.0	18.0	21.0	25.0	28.0	30.0	28.0
6	15.6	16.4	19.6	21.2	25.2	25.0	23.6	23.8
7	16.2	16.5	19.5	23.2	24.0	25.5	26.0	26.8
8	17.5	18.0	18.6	21.7	23.5	23.5	23.6	24.0
9	14.0	15.0	16.5	17.5	20.2	22.5	24.0	24.5
10	14.5	14.8	16.0	20.0	23.2	25.5	25.0	26.5
11	16.5	17.0	18.0	19.5	19.0	20.0	23.0	23.5
12	16.2	16.5	17.5	18.5	19.0	22.0	23.8	25.0
13	17.6	18.0	18.0	19.2	20.0	22.0	24.0	25.2
14	18.3	18.0	18.0	20.5	22.0	22.5	22.0	23.0
15	17.4	17.6	17.0	16.5	16.5	20.5	20.0	19.8
16	13.2	13.5	14.2	15.0	14.5	16.0	17.0	17.0
17	15.3	15.3	15.5	16.2	16.8	17.5	18.5	19.0
18	11.5	11.5	11.5	12.2	12.6	14.5	15.0	16.0
19	11.5	12.0	13.0	15.5	18.5	21.5	23.0	23.6
20	9.6	10.0	12.3	16.2	20.0	20.2	21.6	22.7
21	9.5	9.0	11.0	15.5	21.0	22.0	23.5	23.3
22	8.5	8.5	11.0	16.0	20.4	21.9	23.0	24.0
23	9.4	9.8	12.8	16.0	19.0	22.2	23.8	24.3
24	12.2	12.5	14.3	20.2	21.0	22.0	23.7	24.2
25	12.8	12.5	14.4	18.3	21.2	22.5	23.4	24.7
26	11.3	11.5	15.5	18.3	20.7	21.5	23.0	23.0
27	9.8	11.0	14.0	16.7	20.7	21.8	21.7	23.0
28	9.8	10.0	11.0	15.8	20.5	22.2	22.5	23.0
29	6.8	9.4	11.8	13.8	20.6	22.1	22.2	23.0
30	9.4	13.8	15.0	16.9	20.5	22.3	23.0	23.1
平均 Mean	13.6	14.0	15.5	17.8	20.1	21.7	22.6	23.2

九月逐日氣溫 (°C)

the Month of September, 1956. (°C)								
14	15	16	17	18	19	20	21	平均 Mean
21.8	20.4	20.0	20.0	19.5	17.7	17.5	17.3	19.3
22.2	22.8	21.5	21.5	20.5	20.0	19.5	18.3	19.8
23.3	23.5	22.0	21.5	21.4	21.3	20.5	19.8	20.5
24.7	26.0	23.0	23.5	22.5	22.0	21.0	19.5	21.3
27.5	21.5	21.0	20.8	20.3	19.5	19.0	18.5	22.0
23.2	22.7	22.7	22.2	21.8	20.5	19.2	18.8	21.3
25.7	25.6	25.3	24.0	22.0	21.2	20.6	20.3	22.7
24.5	22.8	22.2	20.5	20.5	20.0	18.0	17.5	21.0
23.8	24.5	22.5	21.5	21.0	20.0	19.0	18.1	20.3
26.8	24.6	24.2	23.3	22.3	21.5	20.5	18.8	21.7
23.8	23.0	23.0	22.5	22.0	21.5	21.0	20.2	20.8
25.5	22.2	22.0	22.0	21.0	20.0	19.8	19.0	20.6
24.8	25.5	25.0	23.0	22.3	20.5	20.0	20.0	21.6
22.8	24.0	25.0	24.0	23.0	21.2	20.5	19.5	21.5
19.6	19.0	18.3	17.5	16.8	16.5	16.0	15.0	17.8
16.7	17.5	18.0	17.0	17.0	17.0	16.5	16.2	16.0
18.2	18.5	17.5	17.0	17.3	16.8	16.5	16.2	17.0
16.2	16.0	16.0	16.0	15.0	15.0	14.5	14.0	14.2
23.4	21.4	22.8	20.3	20.1	19.0	16.8	15.3	18.6
22.4	21.7	21.0	20.2	19.4	18.2	16.3	14.6	17.9
23.4	22.3	21.5	20.3	19.5	17.5	16.2	15.0	18.2
24.2	21.7	21.5	20.5	19.4	17.4	16.0	14.5	18.0
23.3	22.8	22.2	21.6	21.3	19.0	17.6	15.2	18.8
24.0	22.6	21.5	21.0	20.2	19.2	18.5	17.3	19.7
23.6	23.2	22.0	21.3	19.7	18.7	17.2	16.0	19.5
23.0	22.7	21.7	21.0	19.5	18.7	17.2	15.5	19.0
23.2	22.5	22.2	21.5	20.4	18.8	16.8	15.5	16.7
23.4	22.8	21.7	20.3	18.6	17.5	16.0	14.0	18.1
23.2	22.5	22.2	21.5	20.3	19.0	17.5	16.6	18.4
22.8	22.5	22.2	21.3	20.4	18.7	17.3	16.2	19.1
23.1	22.3	21.8	21.0	20.2	19.1	18.1	17.1	19.4

中華民國二十五年

Absolute Humidity of every day.

日 D.	6	7	8	9	10	11	12	13
1	11.93	11.93	12.85	11.81	11.52	12.10	12.50	12.50
2	12.22	12.22	13.14	13.14	13.44	14.07	14.71	14.43
3	11.93	11.93	13.14	13.83	13.31	13.87	14.07	14.65
4	11.69	11.69	12.82	12.33	12.79	14.07	13.67	14.77
5	11.93	12.48	13.83	14.07	15.05	16.49	15.66	13.79
6	12.22	12.72	14.44	14.95	15.98	14.77	14.65	14.77
7	12.22	12.72	14.44	14.19	13.91	14.52	13.31	13.79
8	14.12	14.12	14.44	15.47	14.95	14.94	14.65	15.33
9	10.11	10.53	11.45	11.41	12.62	12.50	13.91	13.09
10	10.53	10.61	11.93	11.44	14.19	15.46	13.31	13.08
11	12.22	12.22	13.14	13.67	13.83	15.70	15.18	14.42
12	14.12	14.12	14.68	15.16	14.87	15.46	16.22	16.49
13	14.68	14.12	15.39	15.39	15.16	16.09	16.22	15.70
14	14.12	14.12	15.16	15.47	15.46	15.18	14.94	14.94
15	14.12	14.12	12.72	12.99	12.99	13.83	13.60	13.31
16	9.82	9.82	10.29	10.29	10.61	11.93	12.72	13.14
17	12.35	12.45	12.99	13.94	14.35	13.94	14.95	14.95
18	9.60	9.31	9.31	9.31	9.60	9.76	10.53	10.29
19	9.31	9.31	10.03	11.35	12.20	12.70	13.03	13.03
20	7.40	7.16	9.76	9.48	10.12	10.87	9.81	11.74
21	6.80	7.09	7.68	9.02	10.65	9.55	9.95	11.45
22	6.06	7.16	7.50	9.30	9.89	9.81	9.81	11.21
23	7.09	8.26	9.04	10.01	11.15	11.99	11.77	10.93
24	8.38	8.80	10.29	10.65	10.87	11.58	11.21	11.21
25	9.04	9.37	9.30	11.17	11.29	12.50	12.06	10.76
26	8.26	8.02	8.85	10.30	10.99	10.23	10.87	10.76
27	7.40	8.67	10.11	10.09	10.65	11.01	11.99	12.30
28	7.68	7.68	8.38	8.71	9.78	9.55	11.77	11.97
29	6.59	6.80	7.11	8.32	9.26	8.78	9.03	8.51
30	6.02	6.57	6.28	5.76	5.55	6.29	6.13	6.18
平均 Mean	10.34	10.54	11.33	11.87	12.24	12.65	12.73	12.78

九月逐日絕對濕度 (mm)

in the Month of September, 1936. (mm)

14	15	16	17	18	19	20	21	平均 Mean
12.50	12.79	12.62	13.03	12.09	11.96	11.96	11.41	12.22
14.43	13.31	13.34	13.54	13.83	13.63	13.05	13.31	13.56
14.13	15.33	13.34	14.43	14.43	14.71	13.35	13.03	13.73
14.77	14.77	13.77	14.42	14.63	14.13	14.07	13.93	13.63
15.66	15.20	16.61	15.47	14.67	13.83	13.83	14.12	14.56
13.31	13.91	14.42	14.19	14.43	14.07	13.60	13.83	13.19
14.41	13.99	14.23	14.42	13.54	13.63	13.87	13.67	13.82
16.49	16.50	15.18	14.87	14.87	15.24	13.17	11.41	14.61
11.77	13.03	12.59	12.50	12.10	13.03	12.62	11.96	12.20
11.64	12.20	12.83	12.78	13.03	12.27	12.34	11.81	12.66
14.42	15.05	13.54	14.43	14.35	13.87	13.87	14.44	14.02
17.23	17.43	17.82	17.31	17.31	15.98	15.76	15.16	15.92
16.26	16.26	15.70	15.33	15.18	14.95	12.91	14.44	15.24
13.33	13.98	13.70	13.98	13.57	15.46	14.59	14.59	15.16
13.31	13.15	13.15	12.62	12.48	11.93	11.45	11.06	12.93
13.14	13.14	13.14	13.67	13.14	13.14	12.72	12.72	12.19
14.95	15.39	14.95	14.35	14.35	14.35	13.94	12.99	14.08
10.29	10.61	11.06	11.06	10.29	10.29	10.11	9.76	10.07
12.30	11.99	11.58	11.52	11.39	9.81	9.48	9.72	11.16
8.55	10.76	10.10	12.30	10.67	10.65	10.12	8.71	9.90
11.21	11.05	11.29	10.09	9.26	9.78	8.76	8.64	9.38
11.21	9.93	9.31	9.55	10.37	9.28	8.19	8.28	9.12
10.93	9.72	10.23	11.29	11.29	9.78	9.78	9.81	10.19
10.93	12.59	11.58	12.27	12.10	11.67	10.11	10.30	10.93
9.30	9.95	9.81	9.31	10.10	9.26	9.28	8.19	10.04
10.76	11.21	11.77	11.05	10.09	9.26	9.26	8.71	9.94
10.76	9.95	9.81	10.23	10.34	9.89	8.19	8.43	9.99
12.79	11.68	9.81	9.07	9.61	9.78	8.43	7.62	9.64
8.51	7.64	8.03	9.03	9.55	9.26	9.78	8.19	8.40
8.80	9.30	9.03	10.10	10.63	9.61	10.30	9.62	7.85
12.67	12.75	12.59	12.67	12.54	12.16	11.57	11.27	12.04

中華民國二十五年

Relative Humidity of coerp

時日	1	2	3	4	5	6	7	8	9	10	11	12
1	77.3	77.5	77.8	77.8	78.0	80.0	79.8	80.0	72.3	70.0	67.0	62.5
2	82.5	82.7	83.0	83.0	83.0	85.2	85.0	87.4	86.0	85.0	73.0	72.5
3	82.6	82.8	83.0	84.6	85.0	84.5	85.0	85.5	82.5	78.0	77.5	75.3
4	77.5	80.0	80.2	82.2	82.5	83.1	83.1	84.6	73.5	65.0	60.0	60.2
5	77.0	80.2	82.2	82.7	82.8	83.2	85.1	84.8	75.0	60.2	53.0	48.0
6	85.0	85.6	85.8	85.8	87.0	87.2	87.5	86.7	77.5	66.2	63.0	67.0
7	82.5	83.0	83.0	85.0	84.8	85.0	88.0	85.2	72.3	64.0	57.4	52.2
8	87.6	89.0	90.0	90.0	90.0	90.0	80.8	90.0	87.0	73.5	72.0	71.4
9	77.5	82.0	80.3	81.0	82.3	82.3	82.3	80.0	77.8	72.0	63.0	60.2
10	80.2	80.8	82.3	82.5	84.3	85.0	86.5	86.0	80.2	68.3	60.2	53.2
11	82.0	82.8	85.2	85.0	85.0	85.3	86.7	86.0	83.6	83.0	77.0	70.0
12	83.5	84.2	87.3	87.0	87.0	88.0	88.0	87.8	84.3	82.0	75.6	72.0
13	88.2	88.0	87.8	87.8	87.6	87.5	87.7	87.5	87.5	85.0	77.0	67.8
14	85.0	85.5	87.0	87.4	87.5	88.0	89.6	88.3	83.0	79.5	72.8	72.5
15	85.0	85.2	84.8	82.0	82.2	87.6	89.8	86.0	88.0	90.2	83.0	77.0
16	76.8	76.8	77.4	77.4	77.3	77.3	77.4	77.5	76.5	75.0	76.2	84.1
17	87.6	87.5	87.0	87.6	89.0	90.0	90.2	90.2	91.0	90.5	90.2	91.0
18	90.7	91.8	91.5	92.0	92.5	92.5	92.5	92.6	92.2	91.7	86.0	85.0
19	93.0	91.0	91.0	91.0	91.4	91.4	91.5	90.0	80.0	66.0	62.0	54.0
20	80.0	82.2	82.3	82.6	82.6	83.0	81.0	80.8	71.5	60.0	52.3	47.5
21	72.5	75.0	75.5	77.0	77.5	78.0	80.0	80.0	66.3	55.2	45.7	40.0
22	67.5	72.5	76.7	77.2	77.2	77.2	79.1	77.2	68.0	58.0	45.3	43.5
23	70.5	74.0	70.5	76.0	79.5	80.0	82.5	81.0	75.5	62.0	54.5	48.2
24	72.5	72.7	75.0	75.0	76.0	76.2	77.8	78.3	67.2	60.0	57.5	48.2
25	74.0	74.5	77.3	77.6	79.8	80.2	80.0	78.0	70.2	62.3	57.4	51.0
26	70.1	70.8	72.2	74.0	75.0	76.8	78.0	77.7	70.0	58.2	49.5	50.0
27	77.2	77.0	78.0	79.5	82.0	82.4	84.7	83.0	72.2	62.4	58.0	55.5
28	70.2	72.5	76.0	77.5	78.0	80.0	83.0	80.5	67.3	55.6	48.3	44.8
29	72.0	72.0	72.6	75.0	77.5	77.8	80.0	79.5	68.0	53.0	45.0	37.2
30	67.8	70.0	72.4	73.0	73.0	73.2	73.2	72.4	70.2	59.3	52.3	50.0
平均	79.1	80.3	81.1	81.9	82.6	83.3	83.9	85.5	77.2	69.6	63.7	60.4

九月逐日相對濕度 (%)

day, in the Month of September, 1935. (%)														平均 Mean
13	14	15	16	17	18	19	20	21	22	23	24	25	26	
60.0	65.0	70.0	67.5	75.0	74.5	75.5	77.5	77.4	77.7	80.5	82.5	74.3		
69.2	67.5	61.0	62.2	62.5	66.9	70.0	74.5	76.0	80.0	80.5	82.5	76.7		
62.5	62.5	63.3	69.2	68.0	70.0	73.0	70.5	73.0	71.2	72.7	77.2	76.2		
58.0	57.2	60.0	57.3	60.0	65.2	68.3	73.0	76.0	76.0	77.5	77.6	71.6		
50.0	51.0	52.6	80.0	82.2	82.5	80.0	82.4	84.0	85.0	83.7	85.0	74.7		
67.8	67.0	70.8	68.0	62.5	70.0	72.8	78.0	79.5	80.0	80.2	82.0	76.8		
49.0	47.3	53.0	57.3	60.7	67.4	68.3	71.2	75.0	77.3	80.0	85.0	71.4		
70.0	67.6	77.3	78.0	82.3	81.0	81.0	80.2	79.0	75.8	75.0	75.2	80.4		
55.1	49.5	56.0	58.0	62.0	63.8	71.5	75.2	74.4	77.5	79.3	81.2	71.8		
50.0	49.5	48.0	48.0	54.0	59.5	65.0	70.0	73.0	77.0	79.2	81.0	70.2		
69.2	72.0	70.5	70.0	70.0	71.0	75.2	76.0	80.0	81.0	82.5	84.7	78.9		
64.7	60.2	79.0	84.0	82.2	81.0	83.8	84.7	86.2	86.8	87.7	88.0	82.3		
65.0	62.5	62.5	62.6	65.0	69.7	73.0	75.0	77.0	81.5	82.4	85.0	78.4		
72.0	89.0	66.4	60.0	62.8	67.0	70.0	72.6	78.0	80.0	82.5	82.5	77.7		
73.8	72.7	74.0	74.0	74.0	75.0	74.5	74.2	74.0	75.5	76.5	76.5	79.7		
84.1	87.0	87.3	83.0	82.7	82.5	84.0	85.0	85.6	86.3	86.8	87.0	81.3		
91.3	91.5	90.2	92.0	92.0	92.0	92.4	92.6	92.5	92.3	92.0	90.2	90.5		
82.2	81.8	81.5	81.4	81.2	82.0	84.0	86.0	87.5	89.0	90.0	90.9	87.3		
52.5	52.0	52.2	50.0	55.0	62.0	70.3	70.0	71.8	72.5	75.0	77.2	72.9		
47.3	38.0	50.2	45.0	47.4	52.7	62.5	67.5	69.0	70.0	72.0	72.5	65.8		
46.0	46.2	42.5	47.0	49.5	44.5	47.0	57.5	57.5	59.7	60.0	62.5	60.1		
42.5	42.0	40.5	40.0	45.0	39.3	57.0	58.2	63.0	64.9	66.8	69.5	60.6		
45.0	45.0	40.0	40.0	42.1	45.0	50.2	55.0	63.5	67.8	70.2	70.0	62.0		
47.2	42.7	52.5	55.5	58.0	60.2	64.5	68.0	70.0	71.7	72.5	74.0	65.6		
43.5	40.8	40.0	40.6	42.7	45.0	57.5	62.0	65.0	65.3	70.0	70.1	62.7		
48.6	47.0	47.0	47.0	47.4	51.7	53.8	63.0	70.0	73.8	72.2	73.0	63.2		
52.2	48.2	47.5	42.7	42.0	52.0	55.0	57.3	60.2	62.6	65.5	69.3	64.5		
42.1	42.2	41.5	38.6	40.2	47.2	54.5	67.7	62.5	67.5	69.8	71.7	61.6		
32.2	32.5	31.0	29.3	30.5	36.6	49.5	56.6	62.3	62.5	65.0	67.6	56.9		
42.8	37.0	37.2	38.5	39.0	42.8	52.6	56.8	61.5	64.2	67.5	69.0	59.0		
58.1	56.5	58.3	58.9	60.6	63.7	67.9	71.2	73.3	75.1	76.4	78.0	71.9		

九月逐日雲狀及雲向

of every day, in the Month of September, 1936.

12		13		14		15		16		17		18	
狀	向	狀	向	狀	向	狀	向	狀	向	狀	向	狀	向
For.	Dir.	For.	Dir.	For.	Dir.	For.	Dir.	For.	Dir.	For.	Dir.	For.	Dir.
AS AS SK SK SK	SE W SE E NE	AS AK SK SK SK	SE W SE E E	N AK SK SK K	SE W SE E E	AS AK SK SK K	W E SE E E	AS CK SK SK N	W NW ESE SE E	AS AK K E AS	W AK K ESE ESE	AS AK SK SK AS	W AK SK SK SE
AS SK AK CS K	ESE E SE SE SW	AK SK SK CS K	ESB E SE SW K	AS K AS AS K	ESE NNE ESE W SW	AK K AS AS K	ESE SSW ESE SW SW	AK SK N SW K	ESE SSW ESE SW SW	AK SK AS AS K	SW ESE AS SW SW	AK SK AS AS K	SW ESE AS SW SW
AK AS SK AS N	SW SSW SW SW SE	AS AS SK WS AS N	SW SW SW SW SE	AK AS SK WS AS N	SW SW SSW WS SE	AK N SSW SK AS N	SW SSW SW SW SE	AS SSW K AK N	SW SSW SW SW SE	AK AK K AK N	SW SW K SW SE	AK AK CS AK N	SW SW SW SW SE
N' N N FK	SE SSE E E	N N N FK	SE SSW E E	N N N FK	NE N E E	N N N K	SE SSW E E	N SSW N K	SSE SSW E E	N N N K	SW SE SK K	AS N N K	SW SE SE NR
FK K SK	W SSW	FK K K	N	FK SK K	E SSW	FK SK K	S	FK SK K	NNE NNE	FK SK K	SSW NE	SK FK	S
K FK	SW FK	K FK	SSW	K FK	FK	K FK	ENE	K FK	C C	C C	SW	C C	SW

中華民國二十五年九月逐日雲量

Cloud Amount of Every day, in the Month of September, 1936.

日 D.	1	2	3	4	5	6	7	8	9	10	11	12	13	14	15	16	17	18	19	20	21	平均 Mean
1	10.0	10.0	9.6	10.0	10.0	10.0	10.0	10.0	10.0	10.0	10.0	10.0	10.0	10.0	10.0	10.0	9.6	10.0	10.0	9.0	9.9	
2	10.0	10.0	10.0	10.0	10.0	10.0	9.8	10.0	9.0	6.0	7.0	2.0	1.0	1.0	1.0	1.0	1.0	1.0	1.0	6.7	6.7	
3	1.0	9.5	9.0	10.0	10.0	10.0	10.0	9.0	6.0	6.0	5.0	4.0	5.0	3.0	7.0	7.0	7.0	7.0	7.0	7.0	7.0	7.0
4	2.0	2.0	3.0	3.0	6.0	7.0	7.0	5.0	9.0	6.0	5.0	6.0	3.0	2.0	5.0	7.0	4.9	4.9	4.9	4.9	4.9	4.9
5	3.0	2.0	3.0	4.0	3.0	3.0	6.0	7.0	5.0	5.0	9.0	9.0	9.0	9.0	9.0	9.0	9.0	9.0	9.0	9.0	9.0	9.0
6	7.0	5.0	6.0	7.0	7.0	9.0	9.9	6.0	9.8	4.0	4.0	2.5	2.0	4.0	1.0	1.0	1.0	1.0	1.0	1.0	1.0	5.5
7	2.0	1.0	3.0	6.0	7.0	8.0	5.0	5.0	4.0	7.0	8.4	9.0	9.0	7.0	9.0	6.0	6.0	6.0	6.0	6.0	6.0	6.0
8	10.0	10.0	10.0	7.0	8.0	9.5	10.0	8.0	9.0	10.0	10.0	6.0	8.0	5.0	3.0	3.0	7.9	7.9	7.9	7.9	7.9	7.9
9	10.0	10.0	10.0	10.0	10.0	9.0	9.5	9.0	10.0	10.0	10.0	9.5	10.0	10.0	7.0	3.0	9.2	9.2	9.2	9.2	9.2	9.2
10	2.0	1.0	1.0	7.0	3.0	3.0	3.0	2.0	2.8	5.0	3.0	4.0	0.7	2.0	1.0	0.0	2.7	2.7	2.7	2.7	2.7	2.7
11	2.0	10.0	10.0	10.0	10.0	9.0	9.7	9.5	8.5	8.0	5.0	8.0	9.0	9.0	10.0	10.0	9.0	10.0	10.0	10.0	10.0	9.0
12	10.0	10.0	10.0	10.0	10.0	9.5	8.0	9.0	7.0	10.0	10.0	7.0	4.0	3.0	1.0	5.6	7.7	7.7	7.7	7.7	7.7	7.7
13	10.0	10.0	10.0	10.0	10.0	9.0	9.0	8.0	7.0	5.0	3.0	3.0	2.0	2.0	1.0	0.0	6.2	6.2	6.2	6.2	6.2	6.2
14	10.0	9.8	8.0	8.0	10.0	10.0	10.0	10.0	10.0	10.0	8.0	5.0	6.0	5.0	4.0	1.0	7.2	7.2	7.2	7.2	7.2	7.2
15	10.0	10.0	10.0	10.0	10.0	10.0	10.0	10.0	10.0	10.0	10.0	10.0	10.0	10.0	10.0	10.0	10.0	10.0	10.0	10.0	10.0	10.0
16	10.0	10.0	10.0	10.0	10.0	10.0	10.0	10.0	10.0	10.0	10.0	10.0	10.0	10.0	10.0	10.0	10.0	10.0	10.0	10.0	10.0	10.0
17	10.0	10.0	10.0	10.0	10.0	10.0	10.0	10.0	10.0	10.0	10.0	10.0	10.0	10.0	10.0	10.0	10.0	10.0	10.0	10.0	10.0	10.0
18	10.0	10.0	10.0	10.0	10.0	10.0	10.0	10.0	10.0	10.0	10.0	10.0	10.0	10.0	10.0	10.0	10.0	10.0	10.0	10.0	10.0	10.0
19	8.0	7.0	8.0	7.0	4.0	2.0	0.7	0.5	0.5	1.0	1.0	1.0	1.0	0.5	0.0	0.0	2.6	2.6	2.6	2.6	2.6	2.6
20	0.5	0.5	0.2	0.6	0.0	0.0	0.0	0.0	0.2	0.0	0.0	0.0	0.0	0.0	0.0	0.0	0.1	0.1	0.1	0.1	0.1	0.1
21	0.0	0.0	0.0	0.0	0.0	0.0	0.0	0.0	0.0	0.0	0.0	0.0	0.0	0.0	0.0	0.0	0.0	0.0	0.0	0.0	0.0	0.0
22	0.0	0.0	0.0	0.0	0.0	0.0	0.0	0.0	0.0	0.0	0.0	0.0	0.0	0.0	0.0	0.0	0.0	0.0	0.0	0.0	0.0	0.0
23	0.0	0.0	0.0	0.0	0.0	0.0	0.0	0.0	0.0	0.0	0.0	0.0	0.0	0.0	0.0	0.0	0.0	0.0	0.0	0.0	0.0	0.0
24	0.0	0.1	0.2	0.5	0.5	4.0	4.0	4.0	3.5	2.7	2.6	2.5	2.5	2.0	1.0	0.0	5.2	5.2	5.2	5.2	5.2	5.2
25	1.0	1.0	5.0	8.0	9.3	8.0	7.0	2.0	3.0	2.0	2.0	1.7	0.3	0.2	0.0	0.0	3.2	3.2	3.2	3.2	3.2	3.2
26	0.0	0.0	0.0	0.5	3.0	5.0	5.0	4.0	2.0	1.7	1.5	3.0	5.0	3.0	1.0	0.0	2.2	2.2	2.2	2.2	2.2	2.2
27	0.0	0.0	0.0	0.0	0.3	0.1	0.5	0.5	1.0	1.8	0.5	0.2	0.2	0.0	0.0	0.0	0.3	0.3	0.3	0.3	0.3	0.3
28	0.0	0.0	0.0	0.0	0.0	0.0	0.0	0.0	0.0	0.0	0.0	0.0	0.0	0.0	0.0	0.0	0.0	0.0	0.0	0.0	0.0	0.0
29	0.0	0.0	0.0	0.0	0.0	0.0	0.0	0.0	0.0	0.0	0.0	0.0	0.0	0.0	0.0	0.0	0.0	0.0	0.0	0.0	0.0	0.0
30	0.0	0.0	0.0	0.0	0.0	0.0	0.0	0.0	0.0	0.2	0.1	0.1	0.0	0.0	0.0	0.0	0.0	0.0	0.0	0.0	0.0	0.0
平均 Mean	4.9	4.9	5.2	5.6	5.8	5.8	5.8	5.4	5.2	5.2	5.0	4.7	4.0	3.9	3.5	3.2	4.9	4.9	4.9	4.9	4.9	4.9

中華民國二十五年九月逐日能見度

Visibility of every day, in the Month of September, 1936.

日 D.	6	7	8	9	10	11	12	13	14	15	16	17	18	平均 mean
1	5	5	5	6	6	7	6	6	6	6	6	6	6	5.8
2	3	3	3	5	5	6	6	7	7	7	7	7	7	5.7
3	5	5	5	5	5	7	7	7	7	7	7	7	7	6.5
4	7	7	7	7	7	8	8	8	8	8	8	8	8	7.2
5	7	7	6	7	7	8	8	8	8	8	8	8	8	7.2
6	2	3	5	7	7	7	8	8	8	8	8	8	8	6.1
7	5	7	6	7	6	7	7	8	8	8	8	8	8	6.8
8	5	4	5	6	6	6	7	7	7	7	7	7	7	6.1
9	5	5	5	6	6	6	7	7	7	7	7	7	7	6.2
10	6	5	5	6	6	7	7	8	8	8	8	8	8	6.9
11	6	6	6	6	7	7	8	7	7	7	7	7	6	6.7
12	5	6	6	7	6	7	7	7	8	8	8	8	8	6.5
13	5	5	5	7	6	8	7	8	8	8	8	8	8	6.7
14	6	5	5	5	5	8	7	8	8	8	8	8	8	7.5
15	5	5	5	5	6	7	7	8	8	8	8	7	6	6.4
16	5	5	5	4	5	2	2	2	4	4	6	5	5	4.2
17	5	5	2	4	4	5	5	5	5	7	6	4	3	4.4
18	3	3	4	5	3	5	5	6	6	7	6	7	7	5.3
19	7	6	7	7	7	8	8	8	8	8	8	8	8	7.5
20	7	7	6	7	7	7	8	8	8	8	8	8	7	7.3
21	7	7	7	7	7	7	8	8	8	8	8	8	7	7.5
22	5	3	3	3	3	5	6	6	6	6	6	6	6	5.6
23	3	3	3	3	7	7	8	8	8	8	8	8	8	6.2
24	3	3	6	6	7	7	7	8	8	8	8	8	8	6.5
25	4	5	7	7	7	7	8	8	8	8	7	7	7	7.2
26	2	2	3	6	7	7	8	8	8	8	8	8	8	6.2
27	6	5	5	5	7	7	7	8	8	8	8	7	7	6.8
28	5	4	6	7	7	7	8	8	8	8	8	7	7	6.8
29	7	4	5	3	3	8	8	8	8	8	8	7	7	6.8
30	7	3	3	3	3	6	6	6	8	8	8	7	7	6.2
平均 Mean	5.2	4.9	5.1	5.6	6.2	6.7	7.1	7.1	7.0	7.4	7.1	6.8	6.2	6.4

中華民國二十五年九月

Wind Direction and Wind Velocity of every

日期 Date	6		7		8		9		10		11		12		13	
	向 Dir.	速 Vel.	向 Dir.	速 Vel.	向 Dir.	速 Vel.	向 Dir.	速 Vel.	向 Dir.	速 Vel.	向 Dir.	速 Vel.	向 Dir.	速 Vel.	向 Dir.	速 Vel.
1	NNE	0.4	NNE	0.5	NNE	0.6	SE	3.4	SSE	6.3	S	1.4	SSE	3.0	SE	2.2
2	NNE	0.4	NNE	0.4	NNE	0.4	NNE	1.0	SSW	3.1	SSW	2.2	SW	6.0	SSW	4.7
3	NW	0.4	NE	0.4	E	0.4	SE	2.7	ESE	3.3	SSW	3.0	W	4.6	NW	3.4
4	NW	0.4	NW	0.5	NW	0.5	ESE	0.3	SW	0.7	SW	2.5	SSW	3.2	SW	5.9
5	NNE	0.5	NNE	0.9	NE	0.8	NNE	2.0	YNW	4.4	N	1.3	N	0.5	SE	5.3
6	NNE	0.4	NNE	0.4	E	2.6	NNE	0.9	SE	1.7	NE	4.3	NNE	4.9	E	4.1
7	N	0.4	NNE	0.4	E	3.7	ESE	6.2	NE	5.3	S	2.8	E	2.1	E	3.1
8	C	0.0	C	0.0	SE	0.5	E	0.5	ESE	2.5	SE	0.3	N	5.1	NW	3.6
9	NE	0.4	NNE	0.5	NNE	0.4	NNE	0.7	E	1.6	NE	0.3	NE	1.8	SE	4.1
10	NE	0.4	NNE	0.4	SW	0.9	SW	1.8	SSW	1.1	SSW	1.4	SSW	4.4	SSW	10.4
11	NE	0.6	NE	0.6	SSW	1.9	S	3.4	SSW	0.9	SSW	3.9	SSW	4.6	SSW	3.4
12	SSW	7.1	SSW	5.2	SW	5.7	S	4.3	SSW	4.4	WSW	7.9	S	6.0	SE	6.5
13	SW	1.5	WSW	1.2	SW	0.5	SSW	5.3	SSW	2.2	WSW	3.2	SW	3.9	W	10.7
14	SW	0.5	WSW	2.9	WSW	6.6	W	5.7	SSW	7.4	SW	6.4	WSW	5.8	WSW	6.6
15	NNE	0.5	NNE	0.9	NE	5.2	ENE	1.4	ESE	2.1	SE	1.9	SE	2.6	SE	7.4
16	ESE	0.5	E	0.4	E	0.8	SE	1.5	S	0.4	ESE	1.1	S	2.7	WNW	1.7
17	NE	0.6	E	1.0	NNE	0.6	E	0.5	SE	0.5	S	1.0	SE	0.5	S	0.7
18	N	0.4	NE	0.5	N	0.4	NNE	2.8	NE	1.6	SE	0.4	E	2.5	SE	2.9
19	NE	1.5	N	0.8	NNE	0.4	SSW	1.3	SE	0.5	W	0.4	WNW	0.7	WNW	0.3
20	NNE	1.2	NE	0.5	N	2.0	N	0.7	E	0.6	NNE	5.2	NNE	0.6	S	1.1
21	NNE	1.7	NNE	1.9	E	1.5	E	1.1	S	3.0	E	1.0	S	1.5	SW	9.6
22	NNE	0.5	NNE	0.6	N	0.5	WSW	0.4	E	1.2	S	5.3	W	3.4	SW	4.3
23	NNE	0.4	NE	0.3	NNE	0.4	NNE	0.4	SE	0.5	SE	0.7	SSW	4.8	SSW	5.6
24	NNE	0.5	N	0.8	NNE	0.6	E	0.4	E	1.7	ENE	2.5	NE	4.6	NE	4.7
25	NNE	0.4	WNW	1.2	N	0.4	E	6.9	ESE	4.3	ESE	4.7	ESE	0.9	NNE	2.3
26	NNE	0.3	C	0.0	N	0.8	NE	1.0	S	2.5	SSE	6.9	SSE	7.5	SSW	8.1
27	NNE	0.3	NE	0.4	ENE	0.15	SSW	0.7	SE	1.2	SW	3.0	SW	2.6	W	5.5
28	NNE	0.7	NNE	0.3	N	0.17	NE	0.5	E	1.3	ESE	4.5	E	1.2	SE	1.9
29	NNE	0.6	NNE	0.4	E	1.0	SSW	1.7	S	4.6	SSW	5.3	S	2.6	WNW	0.5
30	NNE	1.8	NNE	0.3	NNE	0.15	S	1.2	ESE	2.5	WSW	4.8	SSW	4.1	WSW	4.6
平均 Mean		0.9		0.8		1.4		1.9		2.5		3.0		3.5		4.4

逐日風向及風速

day, in the Month of September, 1936-

14		15		16		17		18		19		20		21		平均
向	速	向	速	向	速	向	速	向	速	向	速	向	速	向	速	
Dir.	Vel.	Dir.	Vel.	Dir.	Vel.	Dir.	Vel.	Dir.	Vel.	Dir.	Vel.	Dir.	Vel.	Dir.	Vel.	mean
SSW	5.1	W	1.0	E	1.5	NW	2.5	NW	3.0	NNE	1.0	NW	3.0	N	4.5	2.5
SSW	4.6	NW	4.4	SSW	2.0	SSW	2.5	SSW	1.2	SSW	0.7	W	0.5	W	0.4	2.2
NW	4.2	SW	3.4	SW	2.2	SW	4.3	SW	1.6	SSE	1.6	ESE	0.5	ESE	0.5	2.2
SW	5.3	W	4.7	SSW	0.4	S	0.3	SSW	0.6	SW	0.5	NNE	0.4	NNE	0.4	1.7
SSW	5.4	SW	10.4	SW	0.5	S	2.1	S	0.6	NW	0.4	NNE	0.3	NNE	0.4	2.3
ESE	4.7	NNE	2.2	NNE	1.6	E	0.6	NNE	1.4	NNE	0.6	NNE	0.4	NNE	0.3	1.9
ESW	5.3	NW	12.7	NW	11.2	NW	7.5	NW	3.3	NNE	4.8	N	1.4	C	0.0	4.3
WNW	1.7	SW	3.7	NW	3.2	NW	1.4	NW	1.0	N	0.5	ESE	0.4	E	0.4	1.5
NNE	1.6	NE	2.2	E	2.9	NE	0.1	NE	0.5	NE	0.5	NE	0.5	NE	0.7	1.3
SE	10.5	SSW	5.9	SSE	7.0	S	3.5	SSW	1.9	SSW	1.3	SW	0.7	S	0.4	3.3
SW	3.6	SSW	1.1	SSE	0.5	SSW	1.4	S	1.5	SSW	0.5	S	0.4	SE	15.8	2.8
S	3.7	SW	3.3	S	5.2	S	4.0	S	0.5	SW	0.7	WSW	0.6	NNE	0.4	4.1
SSW	10.1	SW	7.0	SW	4.6	SW	5.5	SW	1.9	W	0.7	W	0.6	WSW	2.0	3.6
SSW	12.5	WSW	3.3	WSW	3.5	W	2.6	W	0.5	SSW	1.5	W	1.7	W	1.0	4.5
SE	7.8	SE	1.4	ESE	4.6	ESE	0.6	E	5.3	E	1.4	E	0.6	NE	1.9	2.9
NW	2.6	NE	2.2	NE	0.5	NW	1.5	NW	0.4	NNW	0.5	NNE	0.6	NNE	0.5	1.1
S	4.7	SE	1.0	SE	1.4	SE	1.2	SE	0.8	ESW	0.3	NNE	1.7	NNE	4.2	1.3
E	3.2	SE	2.0	SE	0.4	SE	0.4	E	1.0	E	0.7	E	0.5	E	0.4	1.3
SSW	1.9	S	3.4	S	3.3	S	2.6	S	1.3	S	0.5	N	1.3	NNE	0.8	1.3
SE	2.5	S	4.8	SW	4.9	S	1.0	SSW	0.7	SSW	0.5	NNE	1.3	NNE	0.6	1.8
SW	10.5	SW	7.5	SW	5.7	SSE	2.7	SE	1.9	NNE	0.6	NE	0.7	NE	0.6	3.2
SSW	3.3	SSW	4.0	SW	2.6	WSW	2.6	SSW	0.8	NNE	0.7	NNE	1.2	E	0.9	2.1
S	4.6	SSW	3.6	SSW	4.2	SW	3.3	SSW	2.5	SSW	0.5	SW	0.6	NNE	0.4	2.0
E	2.6	NNE	3.1	WNW	2.7	N	0.7	NE	0.4	NNN	0.3	NNE	2.3	ENE	0.7	1.7
N	3.3	SE	2.0	NNE	2.5	NE	1.9	ENE	0.6	NNE	0.6	NNE	2.5	NNE	1.4	1.9
SSW	10.1	W	5.7	S	2.0	S	5.7	S	2.4	ESE	1.0	NNE	0.5	NNE	0.3	3.5
SSW	4.5	NNE	1.8	SSE	4.2	SE	2.8	SSW	1.2	SSE	0.5	NE	1.6	NE	0.6	2.3
W	5.9	S	5.6	SSW	4.9	SSW	3.0	SSW	1.6	SSW	1.1	NW	0.5	NNE	0.5	2.2
SSW	2.7	SSE	5.2	SSW	3.3	S	3.0	S	0.8	E	0.4	E	0.4	NE	0.5	2.1
S	6.4	SSW	1.2	SSW	1.9	SSW	0.6	SSW	0.6	SE	0.4	NE	0.4	NNE	1.0	2.0
5.2		4.0		3.2		2.5		1.4		0.6		1.9		1.4	2.3	

中華民國二十五年

Ratefall Amount in the

時日 P.D.	21-6	6-7	7-8	8-9	9-10	10-11	11-12	12-13
1								
2	0.3							
3								
4								
5								
6								
7								
8	16.9							
9								
10								
11					T			
12	0.5					T		
13								
14						T		
15			T	0.2	2.3			
16		T					0.8	0.7
17	0.3			0.1	0.1	0.4	0.5	0.8
18	12.9	1.9	0.9	0.3	T	T	T	
19								
20								
21								
22								
23								
24								
25								
26								
27								
28								
29								
30								
總計 Total	30.9	2.6	1.4	0.6	2.4	0.4	1.3	1.5

— 30 —

中華民國二十五年九月逐日

Daily Values of Meteorological Elements in

日期 Date	氣壓 pressure 600 mm	溫度 Temperature (°C)				草溫 Grass Temp. °C	地溫 Earth Temp. at the Depth of 100 cm (°C)
		平均 Mean	最高 Max.	最低 Min.	較差 Range		
1	5.80	19.3	22.5	16.2	6.3	16.0	19.6
2	5.64	19.8	23.5	16.5	7.0	15.5	19.6
3	6.38	20.5	24.5	16.2	8.3	15.8	19.6
4	6.27	21.3	26.5	14.5	12.0	13.8	19.5
5	5.80	22.0	30.0	16.5	13.5	15.8	19.5
6	4.60	21.3	26.3	15.2	11.1	14.5	19.4
7	4.64	22.7	28.4	16.2	12.2	15.5	19.4
8	6.04	21.0	27.5	17.5	8.0	15.0	19.5
9	7.41	20.3	25.5	14.0	11.5	13.5	19.4
10	5.92	21.7	27.6	14.5	13.1	13.5	19.6
11	6.08	20.8	24.5	16.5	8.0	15.8	19.5
12	7.45	20.6	26.0	16.0	10.0	15.7	19.6
13	6.29	21.6	26.5	17.5	9.0	16.7	19.5
14	5.25	21.5	25.0	17.5	7.5	17.2	19.6
15	8.41	17.8	21.0	15.0	6.0	15.2	19.4
16	10.10	16.0	18.5	13.2	5.3	13.5	19.4
17	8.29	17.0	19.5	15.2	4.3	14.8	19.4
18	10.67	14.2	16.5	11.5	5.0	11.0	19.3
19	10.41	18.6	24.5	11.5	13.0	10.8	19.2
20	11.35	17.9	23.7	9.5	14.2	9.0	19.0
21	11.51	18.2	25.0	9.0	16.0	8.5	18.8
22	9.54	18.0	25.5	7.4	18.1	9.5	18.7
23	7.70	18.8	25.5	8.8	16.7	7.6	18.7
24	9.15	19.7	25.8	11.8	14.0	10.5	18.7
25	9.69	19.5	25.9	12.2	13.7	11.3	18.7
26	9.31	19.0	24.5	11.3	13.2	10.8	18.6
27	8.17	18.7	25.0	9.8	15.2	9.2	18.5
28	8.42	18.1	25.0	9.4	15.6	6.5	18.4
29	7.64	18.4	24.7	7.5	17.2	6.5	18.3
30	8.73	19.1	24.9	8.4	16.5	8.5	18.1
逐日或平均 T. or M.	7.76	19.4	24.6	13.2	11.3	12.6	19.2

氣象平均要素表

the Month of September, 1936.

濕度 Humidity		雲量 Amount of cloud 0-10	風 Wind		雨 Rainfall		能見度 Vis. 0-9	蒸發量 Amount of Evap. mm	雜項 Miscell- aneous Informa- tions
絕對 Absolute mm	相對 Relative %		平均速 mean v-l. m/s	向 Dir. Down	量 Amt. mm.	時數 Dur. h			
12.22	74.3	9.9	2.5	NNE	T		5.8	4.0	
13.56	76.7	6.7	2.2	SSW	1.5	3.5	5.7	3.7	
13.73	76.2	7.0	-2.2	NW	T		6.5	5.1	
13.63	71.6	4.9	1.7	SW			7.2	5.8	
14.56	74.7	4.6	2.3	NNE	7.5	0.6	7.2	4.2	
14.14	76.8	5.5	1.9	NNE	0.1	0.3	6.1	4.4	
13.82	71.4	6.0	4.3	NW	T		6.8	3.9	
14.61	80.4	7.9	1.5	NW	18.3	5.7	6.1	4.9	
12.20	71.8	9.2	1.3	NE			6.2	5.2	
12.66	70.2	2.7	3.3	SSW			6.9	5.0	
14.02	78.9	9.0	2.8	SSW	0.1	0.3	6.7	4.2	
15.92	82.3	7.7	4.1	S	2.4	2.5	6.5	4.2	
15.24	78.4	6.2	3.6	SW			6.7	4.0	
15.16	77.7	7.2	4.3	WSW	T		7.5	4.0	
12.93	79.7	10.0	2.9	SE	2.5	0.6	6.4	1.6	
12.09	81.3	10.0	1.1	NW	3.0	3.5	4.2	1.3	
14.08	90.6	10.0	1.3	SE	7.7	8.4	4.4	1.2	
10.07	87.8	9.2	1.3	E	16.0	11.5	5.3	2.1	
11.18	72.9	2.6	1.3	S			7.5	3.2	
9.90	65.8	0.1	1.8	NNE			7.3	3.3	
9.48	60.1	0.0	3.2	SW			7.5	4.2	
9.12	60.6	0.0	2.1	NNE			5.6	3.5	
10.19	62.0	0.1	2.0	SSW			6.2	3.4	
10.93	65.6	5.2	1.7	NNE			6.5	4.1	
10.04	62.7	3.2	1.9	NNE			7.2	3.6	
9.94	63.2	2.2	3.5	S			6.2	3.9	
9.99	61.5	0.3	2.3	SSW			6.8	4.3	
9.64	61.6	0.0	2.2	SSW			6.8	3.8	
8.40	56.9	0.0	2.1	SSW			6.8	4.7	
7.85	59.0	0.0	2.0	SSW			6.2	3.7	
12.04	71.9	4.9	2.4		59.1	36.9	6.4	3.8	

觀測紀錄凡例

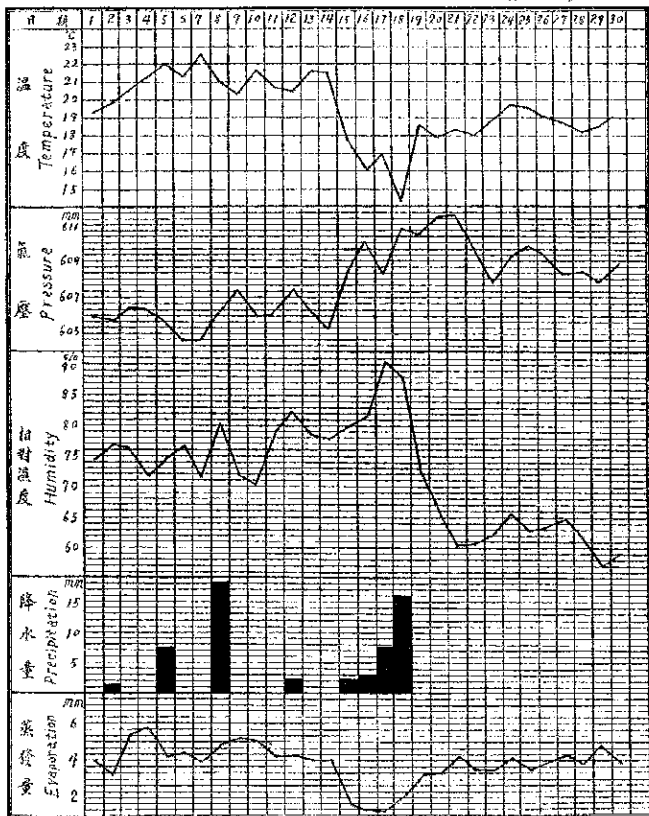
- (1) 本所設於昆明太華山嶺，現正籌設設備中，若假昆明市代用氣象臺候所，開始工作，其位置為東經 $102^{\circ}41'58''$.88；北緯 $25^{\circ}05'21''$.19，氣壓表水銀面高出海平面1922.1公尺。
- (2) 逐日觀測紀錄二十四時，用W經105°標準時，自六時至二十一時直接觀測十六次，二十二時至翌日五時之相對溫度紀錄，採自自記儀器，餘項均候。
- (3) 氣壓讀數以公厘為單位，曾經溫度補度訂正，惟未能高度訂正。
- (4) 溫度以攝氏溫度為標準，逐日最高最低氣溫，係採自最高及最低溫度表讀得之數，非直接觀測次數內之最高最低。
- (5) 相對溫度由乾濕球溫度表計算而得，以公厘為單位。
- (6) 風向用十六方向；風速紀錄每秒公尺數。
- (7) 雲向亦用十六方向，惟每日電報中，則併為八方向。
- (8) 雲量以天空為雲所蔽之成數而定；凡雲量自0—2.9稱為晴天，3—7.9稱為曇天，8以上稱為陰天。
- (9) 雲狀用國際通行之名稱。
- (10) 降水量一日內在0.05公厘以上者稱為雨天，不滿0.05公厘，則記以「T」符號。
- (11) 能見度以0—9級，用口力測定之。
- (12) 各種符號，悉依國際規定之通用符號。

等級	能 見 度	
	能 見	不 能 見
0	—	100 公尺
1	100 公尺	200 公尺
2	200 公尺	500 公尺
3	500 公尺	1 公里
4	1 公里	2 公里
5	2 公里	6 公里
6	6 公里	10 公里
7	10 公里	20 公里
8	20 公里	50 公里
9	50 公里	—

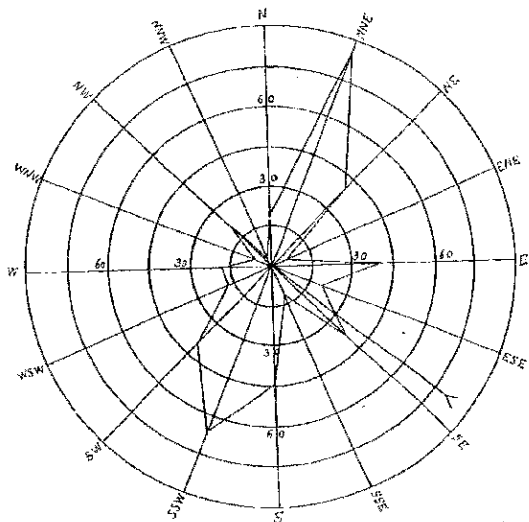
天 氣 符 號	
☀	晴天
☁	陰天
☂	陰天有雨
☃	雪天
☄	雷電
★	霧
☆	霾
☇	煙霧
☈	薄霧
☉	薄霧
☊	薄霧
☋	薄霧
☌	薄霧
☍	薄霧
☎	薄霧
☏	薄霧
☐	薄霧
☑	薄霧
☒	薄霧
☓	薄霧
☔	薄霧
☕	薄霧
☖	薄霧
☗	薄霧
☘	薄霧
☙	薄霧
☚	薄霧
☛	薄霧
☜	薄霧
☝	薄霧
☞	薄霧
☟	薄霧
☠	薄霧
☡	薄霧
☢	薄霧
☣	薄霧
☤	薄霧
☥	薄霧
☦	薄霧
☧	薄霧
☨	薄霧
☩	薄霧
☪	薄霧
☫	薄霧
☬	薄霧
☭	薄霧
☮	薄霧
☯	薄霧
☰	薄霧
☱	薄霧
☲	薄霧
☳	薄霧
☴	薄霧
☵	薄霧
☶	薄霧
☷	薄霧
☸	薄霧
☹	薄霧
☺	薄霧
☻	薄霧
☼	薄霧
☽	薄霧
☾	薄霧
☿	薄霧
♁	薄霧
♂	薄霧
♆	薄霧
♇	薄霧
♈	薄霧
♉	薄霧
♊	薄霧
♋	薄霧
♌	薄霧
♍	薄霧
♎	薄霧
♏	薄霧
♐	薄霧
♑	薄霧
♒	薄霧
♓	薄霧
♈	薄霧
♉	薄霧
♊	薄霧
♋	薄霧
♌	薄霧
♍	薄霧
♎	薄霧
♏	薄霧
♐	薄霧
♑	薄霧
♒	薄霧
♓	薄霧

中華民國二十五年九月份各項氣象要素逐日變遷圖

March of Different Meteorological Elements in the Month of September, 1936.



中華民國二十五年九月份風向圖
WIND ROSE FOR SEPTEMBER, 1936.



—— 風向次數
Frequency

→ 合成風向
Resultant direction

方向 Dir.	N	NNE	NE	ENE	E	ESE	SE	SSE	S	SSW	SW	WSW	W	WNW	NW	NNW	V	C
次數 Frequency	19	24	41	6	10	20	38	12	44	56	40	17	18	7	21	3		4
百分數 %	4.0	17.3	28.5	1.3	8.3	9.2	7.9	2.5	9.2	13.8	8.5	3.5	3.7	1.5	9.4	0.6		0.3

雲南省立
昆明測候所

氣象月報

第一卷 第五期

龔自知題



中華民國二十五年十月份

MONTHLY METEOROLOGICAL BULLETIN

OF

METEOROLOGICAL STATION OF YUNNAN PROVINCE,
KUNMING.

October, 1936.

VOL. 1. NO. 5.

目次

Table of Contents

本月份天氣概況 *A Summary of Weather Conditions, during the
Month of October, 1936.*

本月份氣象摘要 *Monthly Summary.*

氣壓 *Barometric Pressure.*

溫度 *Air Temperature.*

絕對濕度 *Absolute Humidity.*

相對濕度 *Relative Humidity.*

雲狀與雲向 *Cloud Forms and Direction.*

雲量 *Cloud Amount.*

能見度 *Visibility.*

風向與風速 *Wind Direction and Velocity.*

雨量 *Amount of Rainfall.*

逐日氣象平均要素 *Daily Values of Meteorological Elements.*

凡例 *Explanatory Remarks.*

各項氣象要素觀測器 *Watch of Different Meteorological Elements.*

風向圖 *Wind Rose.*

民國二十五年十月份昆明天氣概況：

自九月中，北方寒潮南下，大陸高氣壓，繼續進展，全國天氣，尤早晴寒，已成冬季氣候。

昆明本月天氣：氣壓高度，平均俱高於往常；雨量總得 33.4m.m. 僅及歷年同月標準平均數 89.8m.m. 三分之一強，但已為全國中雨量最寡之區！

月初旬，高氣壓中心，穩定於四川盆地，而印度方面，雨季未完，昆明一日氣溫，最高仍達 25.3°C。五、六、七、三日，雨澤豐沛，總雨量 39.9m.m. 七日一日間最多雨量得 15.4m.m. 八、九、十、等日，連日陰雨，降水無多，不達前額，已移動也。

中下旬旬：十二、十七、二十五、三十一、等日，寒潮繼續自西北南下；昆明天氣尚明，惟十四日晨，大雨 0.5 m.m. 十七日天陰，不過略有雨跡而已；十八日九時，氣壓每鐘最高達 615.86 m.m. (未施高度修正)

二十五日，十二時三十分，風向 ESE 轉 ENE，風力甚疾！每秒速達 15.6 公尺；十四時八分，有雷電；二十時許有微雨；二十一時後，風力仍強，燥熱過矣。

下旬，空雲甚薄，夜間地氣凝結甚速，晨午又漲，相差甚大，二十一、二十二、二十三，連日凝露；二十七日，晨露而夜見月華；二十九日亦有霜；三十一日，寒潮向東南前進，昆明氣壓最低為 605.5cm.m.

統計本月，晴曇天 22 日，陰雨 9 日，有霜及低雲，各為 1 日，絕對相對濕度，雖不及往年，而空中水汽尚潤，農作物，皆得佳生焉。

中華民國二十五年十月氣象綱要

Monthly Summary for October, 1936.

氣壓 Air Pressure

極端最高	<i>Extreme maximum</i>	615.86mm	在18日9時 on18th9h
極端最低	<i>Extreme minimum</i>	605.86mm	在31日16時 on31th16h
平均Mean	本年 Present	610.52mm	
	往年 Past	608.24mm	

氣溫 Air Temperature

極端最高	<i>Extreme maximum</i>	25.5°C	在1日13-14時 on1 st 13-14h
極端最低	<i>Extreme minimum</i>	3.4°C	在27日6時 on27th 6h
最高平均	<i>Mean maximum</i>	22.1°C	
最低平均	<i>Mean minimum</i>	9.8°C	
平均Mean	本年 Present	16.1°C	
	往年 Past	15.9°C	

風 Wind

最大風速	<i>Maximum velocity</i>	15.6m/s	在25日12時30分 on25th12h
合成風向	<i>Resultant direction</i>	S32°16'.1E	

降水量 Precipitation

雨量	<i>Rainfall</i>	33.4mm	
一日最多雨量	<i>Greatest in 24 hours</i>	15.6mm	在7日 on 7 th
標準雨量	<i>Normal Rain</i>	89.8mm	

雜記 Miscellaneous Informations

晴天日數	<i>Clear days</i>	12
曇天日數	<i>Partly cloudy days</i>	10
陰天日數	<i>Cloudy days</i>	4
雨天日數	<i>Rainy days</i>	5
有雷聲日數	<i>Days with thunder</i>	1
有霧日數	<i>Days with mist</i>	6
有露日數	<i>Days with fog</i>	9
有低雲日數	<i>Days with ground fog</i>	14
有濕霧日數	<i>Days with wet fog</i>	2
有露日數	<i>Days with dew</i>	14
有霜日數	<i>Days with hoar frost</i>	5
有月暈日數	<i>Days with lunar halo</i>	1

— 4 —

中華民國二十五年

Barometric Pressure of every day,

日 D.	時 ^h											
	1	2	3	4	5	6	7	8	9	10	11	12
1	9.8	9.5	9.3	9.2	9.3	9.45	9.56	9.86	9.96	9.86	9.56	9.16
2	8.3	8.2	8.1	8.1	8.2	9.05	9.36	9.36	9.86	9.96	9.66	9.06
3	9.1	9.0	8.8	8.9	8.8	9.86	9.86	10.06	10.36	10.16	9.86	9.26
4	8.7	8.4	8.4	8.4	8.4	9.06	9.26	9.66	9.76	9.66	9.66	9.26
5	8.6	8.3	8.1	8.0	8.0	8.26	8.66	9.26	9.36	9.36	9.36	8.96
6	8.9	7.8	7.7	7.5	7.7	8.36	8.56	9.46	10.16	10.46	10.26	9.76
7	8.9	8.8	8.7	8.4	8.3	8.66	8.86	9.36	9.36	9.66	9.36	8.76
8	7.1	7.0	6.9	6.8	6.9	7.16	7.36	8.16	8.36	8.56	8.56	8.16
9	8.2	8.0	8.0	8.0	8.1	8.76	9.16	9.56	9.66	10.06	9.76	9.96
10	8.5	8.2	8.0	8.0	8.0	8.66	8.76	9.26	9.66	9.76	9.26	9.96
11	8.0	8.0	8.0	7.9	8.0	8.96	9.76	10.26	10.66	10.56	10.06	9.46
12	9.9	9.9	9.9	10.0	10.0	10.86	11.46	11.96	12.26	12.16	11.66	11.06
13	10.2	10.1	10.1	10.1	10.2	10.66	11.16	11.66	11.86	11.76	11.36	10.66
14	10.7	10.7	10.7	10.8	11.0	12.06	12.86	13.46	13.86	14.36	14.16	13.56
15	12.4	12.3	12.2	12.0	12.1	12.76	12.96	13.16	12.96	13.16	12.76	12.26
16	11.6	11.4	11.2	11.1	11.2	11.56	11.96	12.56	12.66	12.66	12.16	11.66
17	12.7	12.8	12.8	13.0	13.0	13.56	14.26	14.86	15.36	15.36	15.86	15.46
18	15.2	15.0	15.0	14.9	15.0	15.06	15.26	15.36	15.86	15.66	15.16	14.56
19	14.1	14.0	14.0	13.9	13.9	13.66	13.96	14.36	14.56	14.26	13.56	12.76
20	12.5	12.2	12.1	12.1	12.0	11.86	12.16	12.36	12.76	12.66	12.16	11.26
21	11.2	11.1	11.0	11.0	11.0	11.66	11.66	12.16	12.76	12.86	12.46	11.86
22	13.0	13.0	13.0	13.0	13.0	13.36	13.76	14.06	14.36	14.26	13.86	13.16
23	12.7	12.8	12.6	12.5	12.5	12.46	12.56	12.86	13.06	12.86	12.36	11.56
24	10.9	10.8	10.8	10.8	10.8	10.96	11.26	11.46	11.76	11.56	11.06	10.06
25	9.4	9.3	9.0	9.0	9.0	10.16	10.36	11.26	11.36	11.76	11.46	11.06
26	14.5	14.2	14.0	14.0	14.0	14.96	15.26	15.56	15.66	15.56	15.26	14.36
27	13.4	13.4	13.4	13.3	13.3	13.46	13.56	13.76	14.26	14.16	13.66	13.16
28	12.9	12.8	12.8	12.8	12.8	12.86	12.96	13.66	13.96	14.06	13.76	12.96
29	12.1	12.3	11.9	11.9	11.6	11.56	11.76	12.36	12.56	12.46	11.76	10.96
30	9.9	9.5	9.1	9.0	9.0	8.86	9.16	8.76	10.16	10.16	9.66	9.06
31	8.6	8.5	8.3	8.2	8.1	7.96	8.36	8.76	9.26	9.26	8.76	8.16
平均 Mean	10.7	10.6	10.4	10.4	10.4	10.86	11.17	11.61	11.90	11.91	11.56	10.95

十月逐日氣壓 (600mm+)

in the month of October, 1936, (600mm+)

13	14	15	16	17	18	19	20	21	22	23	24	平均 Mean
8.46	7.76	7.26	6.96	6.96	6.96	7.16	8.36	8.86	8.1	8.4	8.3	8.68
8.66	8.06	7.56	7.36	7.46	7.86	8.36	8.76	9.36	9.3	8.2	9.2	8.69
8.36	8.26	7.66	7.46	7.56	7.56	7.66	8.66	8.96	8.9	8.2	8.8	8.66
8.46	8.06	7.86	7.66	7.76	8.06	8.06	8.56	8.96	8.8	8.7	8.7	8.68
8.56	8.06	7.76	7.76	7.86	7.86	7.86	8.26	8.36	8.2	8.1	8.1	8.37
9.26	9.16	8.36	8.56	8.46	8.56	8.86	9.46	9.56	8.5	8.4	8.2	8.79
8.16	7.46	7.06	7.16	7.26	7.26	7.06	7.66	7.86	7.8	7.6	7.4	8.21
7.56	7.26	6.96	6.96	7.26	7.36	7.56	7.96	8.26	8.2	8.3	8.3	7.63
5.36	7.86	7.36	7.16	7.16	7.56	7.86	8.26	8.46	8.8	8.7	8.6	8.45
8.16	7.46	7.26	7.06	6.96	7.56	7.96	8.46	8.56	8.1	8.1	8.1	8.29
8.86	8.36	7.86	7.66	8.46	7.96	8.36	8.96	9.26	9.5	9.9	9.9	8.94
10.06	9.66	9.26	9.16	9.56	9.26	9.56	10.06	10.46	10.4	10.3	10.3	10.37
10.26	9.56	9.26	9.06	9.16	8.96	9.36	9.76	10.16	10.6	10.8	10.8	10.22
13.16	12.76	12.36	12.16	11.96	12.06	12.26	12.46	12.86	12.9	12.8	12.5	12.44
11.46	11.06	10.66	10.56	10.26	10.56	10.86	11.16	11.26	11.5	11.7	11.7	11.42
10.96	10.46	10.16	9.96	9.96	10.06	10.56	10.96	11.36	12.3	12.4	12.6	11.59
14.06	13.66	13.26	13.46	13.56	13.66	14.06	14.26	14.96	15.2	15.3	15.2	14.15
13.86	13.26	12.96	12.56	12.76	12.66	13.06	13.26	13.46	14.1	14.2	14.2	14.27
11.46	11.36	10.96	10.66	10.56	10.86	10.96	11.46	11.96	12.5	12.8	12.6	12.75
10.76	10.06	9.66	9.56	9.66	9.86	9.96	10.36	10.66	11.2	11.2	11.2	11.26
11.36	11.16	10.56	10.56	10.76	10.96	11.86	12.26	12.16	13.0	13.0	13.0	11.72
12.36	11.86	11.26	11.16	11.26	11.16	11.76	12.16	12.06	12.9	13.0	13.0	12.74
10.96	10.36	9.66	9.56	9.66	9.66	9.86	10.36	10.56	11.0	11.0	11.0	11.64
9.26	8.96	8.46	8.46	8.66	8.86	9.26	9.46	9.86	9.8	9.8	9.6	10.11
11.06	10.06	10.96	11.56	12.06	13.16	13.56	14.36	15.06	14.9	14.9	14.8	11.69
13.66	12.96	12.36	12.06	11.96	11.96	12.46	12.76	12.26	13.3	13.5	13.5	13.78
12.26	11.26	10.86	10.66	10.66	10.86	11.26	11.86	12.26	12.9	12.9	12.9	12.61
12.16	11.66	11.16	11.06	10.96	10.76	11.06	11.36	11.76	12.16	12.9	12.9	12.40
10.46	9.46	8.76	8.56	8.66	8.76	8.96	9.16	9.56	10.1	10.0	10.0	10.67
8.16	7.46	6.86	6.66	6.76	6.86	7.26	7.66	8.06	8.8	8.9	8.8	8.57
7.06	6.46	5.96	5.86	6.06	6.36	6.76	7.36	7.96	8.4	8.5	8.5	7.81
10.26	9.74	9.30	9.19	9.27	9.42	9.73	10.26	10.52	10.8	10.8	10.7	10.52

— 6 —

中華民國二十五年

Air Temperature of each day.

時日	6	7	8	9	10	11	12	13
1	10.3	10.5	12.5	16.0	21.2	21.6	23.3	23.5
2	11.1	11.6	13.6	18.5	22.4	20.5	21.5	22.8
3	14.8	14.8	16.2	18.5	20.0	22.3	23.3	23.5
4	15.9	15.8	16.4	17.1	18.5	20.5	21.0	21.4
5	16.3	16.3	17.0	17.0	17.5	17.9	17.9	17.8
6	14.5	14.0	13.4	13.0	13.0	12.7	13.7	14.5
7	11.9	12.1	12.3	13.5	13.7	14.3	14.1	14.9
8	15.5	15.5	16.2	17.2	21.2	21.2	22.7	22.5
9	14.8	14.8	15.8	16.6	17.0	18.0	20.0	21.8
10	13.8	13.5	13.6	13.8	13.1	13.4	14.2	14.5
11	11.5	11.6	12.3	13.4	15.7	16.5	17.8	19.5
12	9.0	8.4	11.1	15.3	16.4	18.1	18.3	19.8
13	12.0	12.3	13.4	17.7	20.1	20.7	20.0	21.0
14	12.3	11.3	10.9	11.2	11.2	11.7	12.0	12.9
15	12.2	7.2	9.2	13.0	16.7	17.3	19.4	19.5
16	8.2	8.2	11.8	16.5	18.7	19.0	20.6	20.8
17	12.7	12.4	12.1	12.5	14.5	15.8	16.1	16.2
18	7.7	7.9	8.9	12.3	14.7	17.8	17.8	17.4
19	8.7	8.5	12.3	14.0	17.7	18.4	19.7	20.3
20	8.2	8.0	11.2	14.3	16.8	18.6	19.2	19.7
21	6.2	6.3	8.3	14.9	18.6	18.8	19.2	20.0
22	6.7	6.8	8.8	16.0	18.8	18.9	20.7	20.4
23	7.4	7.5	9.8	15.3	18.2	20.0	20.8	21.7
24	8.2	8.2	10.3	16.5	19.2	20.6	21.0	21.5
25	8.2	8.7	10.9	15.5	18.0	18.5	19.2	19.3
26	7.8	7.5	9.2	13.2	15.8	16.7	17.5	18.7
27	4.6	4.8	6.1	14.7	16.9	16.9	17.8	18.5
28	5.7	5.9	7.6	13.7	16.3	17.4	19.3	20.0
29	7.0	7.0	8.8	14.9	17.9	18.7	19.9	21.0
30	9.3	9.0	10.2	16.7	19.2	19.7	21.4	22.2
31	10.7	9.9	11.0	14.7	18.7	21.3	22.4	23.0
平均 Mean	10.4	10.2	11.7	15.1	17.3	18.2	19.1	19.7

十月逐日氣溫 (°C)

in the month of October, 1936. (°C)								
14	15	16	17	18	19	20	21	平 日 Mean
23.5	22.7	22.0	21.2	20.1	18.5	18.0	14.0	18.7
22.8	22.2	22.0	22.0	20.8	19.0	17.5	16.5	19.1
23.0	21.8	21.6	21.0	20.0	19.0	18.0	17.2	19.7
20.0	20.6	20.0	20.2	20.0	19.5	18.6	18.3	19.0
18.3	19.1	18.9	17.9	18.0	17.5	17.4	16.5	17.6
15.5	14.7	14.9	14.0	13.4	13.3	13.0	12.9	13.8
15.0	15.2	15.2	15.1	14.8	14.5	14.3	14.1	14.1
22.5	21.8	21.7	21.0	19.8	18.7	17.8	17.6	19.6
20.7	20.5	20.0	19.5	18.0	17.8	17.0	16.8	18.1
14.8	14.8	14.5	14.3	13.8	13.5	13.5	13.7	13.9
18.6	18.8	17.8	17.3	16.3	15.1	14.7	13.5	15.7
19.5	18.8	18.0	17.6	16.7	16.0	15.7	15.0	15.9
20.3	20.8	20.2	19.3	18.0	17.0	16.2	15.0	17.8
12.8	13.1	13.5	12.8	12.7	12.0	11.7	10.7	12.0
19.4	18.8	17.5	16.3	14.8	14.0	13.0	11.8	15.0
19.8	18.8	18.4	17.5	16.6	15.5	15.1	15.0	16.3
16.3	15.7	15.4	15.0	14.2	12.5	12.0	11.3	14.0
16.3	16.8	16.8	16.2	15.2	13.6	13.0	12.0	14.0
20.4	19.3	18.8	18.0	16.0	15.0	13.0	12.2	15.7
19.7	19.0	18.2	17.2	16.0	14.0	13.0	12.3	15.3
20.5	19.1	18.3	17.5	16.2	15.5	13.5	12.0	13.3
20.2	19.2	18.7	17.4	16.5	14.3	13.2	12.5	15.6
20.3	19.7	19.8	18.4	17.0	16.8	14.0	13.4	16.3
21.0	22.3	19.3	18.5	16.3	15.2	13.8	13.3	16.6
18.5	17.1	14.7	13.3	11.9	11.3	10.8	10.2	14.1
18.3	17.8	16.9	16.0	14.5	12.8	11.6	10.3	14.0
18.5	17.7	16.8	16.4	14.6	12.4	12.0	11.1	13.7
20.6	19.1	19.0	17.8	16.8	15.2	13.5	12.8	15.0
21.3	21.3	21.0	19.9	18.7	17.0	16.3	14.8	16.6
22.0	21.5	21.3	20.7	19.7	17.0	16.2	15.5	17.6
23.3	23.0	22.5	21.7	20.2	18.7	17.4	16.4	18.4
19.5	19.1	18.5	17.8	16.7	15.6	14.7	13.8	16.1

中華民國二十五年

Absolute Humidity of every day.

時日	6	7	8	9	10	11	12	13
1	7.68	8.02	9.37	9.59	10.09	9.55	11.45	9.95
2	8.26	8.26	9.76	11.41	11.29	11.01	11.29	12.06
3	9.82	10.29	10.30	10.12	10.37	10.47	9.30	9.65
4	11.35	10.90	11.35	11.17	10.89	9.84	10.10	10.53
5	12.22	12.22	12.72	12.72	12.72	13.14	13.67	13.14
6	10.53	10.34	10.03	10.03	10.03	9.37	10.34	10.90
7	9.60	9.60	10.03	10.34	10.80	10.80	11.13	11.13
8	12.45	12.45	12.99	13.37	14.35	14.95	14.65	13.31
9	11.13	11.13	11.97	11.97	12.45	12.85	13.31	12.83
10	10.03	10.03	10.03	10.03	9.60	9.31	10.80	11.13
11	8.02	7.73	8.05	8.56	9.02	9.20	9.28	9.61
12	7.32	7.67	8.29	9.00	8.43	8.05	9.61	9.61
13	9.37	9.60	10.03	10.54	10.65	10.09	10.09	10.34
14	8.90	8.54	8.54	8.29	8.29	8.54	8.54	8.67
15	6.57	6.57	7.67	9.08	7.75	6.70	6.18	7.34
16	6.30	6.54	8.26	8.71	8.96	9.26	9.31	8.68
17	7.50	7.22	6.71	6.96	6.82	7.52	7.24	7.67
18	6.37	6.57	7.10	8.26	9.24	8.68	8.26	8.68
19	6.77	7.10	8.54	8.56	8.49	7.44	7.62	7.11
20	6.57	6.30	7.68	7.99	8.19	6.46	7.20	7.71
21	4.56	4.85	5.78	6.71	6.95	7.73	7.62	7.34
22	5.25	5.25	6.02	7.22	7.24	8.15	8.55	7.42
23	5.70	5.70	7.09	7.99	8.96	8.68	9.31	8.28
24	6.54	6.77	7.68	9.30	9.28	10.09	5.07	8.16
25	6.77	7.10	7.91	9.24	9.20	8.96	8.44	7.91
26	5.73	5.73	5.78	6.35	5.49	4.43	3.97	5.38
27	4.16	3.73	4.28	5.49	6.46	5.33	5.52	6.62
28	5.09	5.36	5.98	7.21	7.19	7.38	7.91	7.11
29	5.98	5.98	7.32	8.28	9.20	9.26	8.68	6.55
30	7.32	7.32	7.91	10.11	10.65	11.15	10.76	10.23
31	7.91	7.67	6.54	10.80	11.17	11.29	11.01	11.45
平均 Mean	7.80	7.82	8.51	9.18	9.33	9.25	9.36	9.32

十月逐日絕對濕度 (mm)

In the Month of October, 1936. (mm)

14	15	16	17	18	19	20	21	平均 Mean
10.53	10.76	9.58	9.81	10.34	10.12	10.02	9.57	9.78
11.21	11.21	10.76	11.05	10.34	11.15	10.41	10.95	10.65
9.58	8.55	9.57	10.10	10.63	10.37	10.12	9.78	9.96
11.05	11.29	10.76	11.01	11.15	10.41	10.02	10.30	10.76
14.12	14.12	14.12	13.67	13.14	13.14	12.72	12.72	13.14
10.90	10.90	10.53	10.11	10.11	10.03	10.34	10.03	10.28
11.62	11.62	11.97	11.97	11.62	11.62	11.62	11.13	11.04
13.67	12.59	12.30	12.27	12.79	12.91	12.85	12.72	13.16
12.83	12.79	12.34	11.15	11.67	12.48	12.22	11.69	12.18
11.13	11.17	10.80	10.60	10.03	10.03	9.60	10.34	10.30
9.50	10.12	10.02	9.57	9.48	9.02	8.71	7.76	8.98
9.61	9.89	9.50	9.78	9.57	9.48	9.72	9.30	9.11
9.84	10.10	9.55	10.37	10.89	10.30	10.33	10.53	10.16
8.67	7.76	8.52	8.28	8.05	8.38	8.26	8.54	8.42
7.94	7.62	7.38	7.91	6.46	6.47	6.59	6.87	7.19
7.94	9.31	9.26	9.05	9.78	8.78	9.02	9.00	8.64
7.98	7.67	7.52	7.47	7.70	6.99	6.59	6.67	7.22
8.06	8.49	8.06	9.29	9.02	8.28	7.76	7.74	8.24
6.63	6.34	7.62	8.26	8.49	8.04	6.98	7.21	7.58
8.44	6.92	7.34	7.98	8.19	7.62	7.22	6.87	7.42
7.34	7.62	6.34	6.62	6.99	7.19	6.71	6.67	6.65
7.71	6.92	7.91	7.73	7.91	7.10	6.98	6.99	7.15
8.16	8.68	8.52	8.77	9.05	8.66	7.99	7.62	8.09
8.16	7.93	8.97	9.26	8.49	8.43	8.32	7.62	8.38
6.85	5.76	5.66	5.83	5.47	4.92	5.49	5.25	6.02
4.60	4.60	4.62	4.13	5.55	5.55	5.76	5.62	5.11
5.95	5.62	6.13	6.66	7.47	6.99	6.59	6.28	5.83
6.82	7.62	7.62	8.15	8.96	7.70	7.22	6.99	7.14
8.28	9.03	8.55	9.31	9.26	8.96	8.78	8.71	8.56
9.95	9.95	9.58	9.81	10.65	10.02	9.81	9.48	9.67
10.76	11.21	10.76	11.29	10.63	10.65	10.02	10.30	10.34
9.28	9.17	9.13	9.27	9.35	9.10	8.86	8.72	8.96

中華民國二十五年

Relative Humidity of every day.

日期 D.	1	2	3	4	5	6	7	8	9	10	11	12
1	72.1	74.0	75.0	76.2	77.5	79.8	80.2	81.0	72.8	63.6	52.5	50.0
2	77.5	80.8	80.5	81.2	82.5	83.0	84.0	82.0	74.8	65.0	65.0	64.9
3	77.5	77.5	77.8	77.8	78.2	79.8	80.0	78.0	73.0	67.5	59.0	53.0
4	77.8	78.8	78.8	80.0	80.0	79.9	80.3	80.7	77.5	72.0	62.2	60.3
5	77.0	79.6	80.0	80.2	82.0	84.5	89.8	87.0	87.5	89.0	91.0	91.0
6	93.5	92.0	92.2	92.0	92.0	92.5	92.5	93.0	93.1	92.8	92.9	93.0
7	93.0	93.2	93.2	93.0	93.2	93.2	93.2	93.1	93.0	93.0	92.0	92.2
8	92.0	92.0	92.0	92.0	92.0	92.0	92.2	92.2	92.4	88.0	77.4	70.2
9	89.0	88.2	88.0	88.3	89.2	90.0	89.5	89.0	87.5	85.4	76.0	73.2
10	87.0	87.4	87.5	87.5	87.7	88.5	88.4	87.9	90.2	90.0	91.7	90.1
11	87.7	87.7	87.6	87.0	82.5	80.0	77.7	77.2	77.1	69.9	63.7	62.0
12	84.5	85.1	86.6	87.0	87.3	88.0	87.0	86.7	72.7	66.1	58.2	54.8
13	82.0	82.0	82.2	82.6	84.0	84.7	85.0	83.8	68.8	60.0	56.6	56.8
14	85.0	85.1	85.1	85.2	85.2	84.7	86.6	87.2	87.1	84.5	83.8	83.4
15	87.0	87.0	87.2	87.2	87.3	87.2	89.8	88.0	77.1	49.6	37.5	32.5
16	74.0	74.8	77.5	79.0	81.0	82.0	82.2	80.3	64.6	56.7	52.9	50.0
17	74.6	74.8	75.0	75.1	75.8	77.0	72.5	68.2	64.1	62.7	62.5	60.0
18	89.0	82.0	83.0	83.3	83.2	86.0	86.8	84.0	78.6	72.3	60.1	59.2
19	81.2	82.5	83.0	85.2	85.2	86.4	87.5	82.0	70.0	57.2	45.1	37.2
20	75.2	79.3	80.2	82.0	82.2	83.0	84.5	80.3	71.0	57.2	48.6	46.2
21	68.1	68.0	69.8	79.1	71.2	72.2	74.5	74.0	58.2	43.2	42.5	42.0
22	67.4	65.6	70.0	72.0	74.3	74.9	77.4	77.1	64.3	54.5	45.8	44.0
23	75.0	73.5	77.2	79.4	79.9	80.4	82.5	82.0	66.0	59.5	52.0	47.5
24	78.2	79.7	80.0	82.2	82.5	84.2	85.0	82.0	69.2	64.4	55.0	50.0
25	77.5	79.2	82.2	83.0	84.0	84.0	84.2	84.0	76.2	68.5	60.0	57.8
26	66.0	68.0	69.7	69.8	70.2	73.2	75.3	72.4	57.7	42.3	36.7	32.5
27	65.0	67.5	67.8	71.0	72.2	74.3	76.0	79.2	57.6	45.3	41.7	39.0
28	73.0	74.5	77.6	79.8	69.3	79.0	82.0	82.0	72.8	65.0	53.6	58.5
29	75.5	76.2	76.6	80.0	80.2	82.5	83.2	83.2	75.2	68.0	61.3	59.0
30	77.5	82.2	82.2	84.5	84.0	85.2	87.4	87.1	81.0	73.0	64.0	60.3
31	82.5	84.8	85.3	86.2	86.7	87.6	89.8	89.9	87.0	74.0	67.3	62.4
平均 Mean	79.1	80.2	81.0	81.9	82.1	83.2	84.1	82.8	75.4	67.7	61.5	59.8

十月逐日相對溼度 (%)

In the month of October, 1936. (%)												
13	14	15	16	17	18	19	20	21	22	23	24	平均 Mean
79.0	43.8	45.6	45.6	45.0	48.3	60.1	65.2	67.7	70.6	72.5	75.6	65.1
58.0	53.1	52.2	52.5	53.2	60.6	62.0	69.2	72.5	75.2	75.6	72.0	69.9
52.0	51.0	51.6	51.0	52.0	57.3	62.4	65.5	61.0	70.2	72.6	75.0	66.7
54.6	62.1	63.6	62.6	65.0	67.2	70.3	72.0	72.5	74.8	75.2	77.5	71.9
90.2	89.3	85.1	87.6	88.7	89.6	89.0	90.0	90.2	90.2	90.2	90.2	87.0
92.0	87.6	87.2	90.5	92.0	92.4	92.5	92.5	92.5	92.5	92.5	92.5	91.9
88.0	87.6	86.8	86.5	86.5	86.6	87.5	88.0	90.0	91.4	91.8	91.8	90.8
65.0	64.6	59.6	60.6	63.2	70.5	77.0	81.0	82.5	85.6	87.2	87.5	81.1
67.0	69.0	67.6	69.6	72.8	78.0	81.3	82.5	83.8	85.6	85.2	85.5	81.7
87.0	85.6	83.8	83.5	83.2	85.1	85.2	85.1	85.2	87.4	87.5	87.6	87.0
56.8	57.3	59.1	60.2	60.8	65.0	70.0	70.1	73.8	77.6	79.2	82.5	73.0
55.6	54.5	54.2	55.5	56.9	60.2	67.3	72.5	76.2	84.5	80.5	80.7	72.6
53.2	53.2	55.6	55.1	60.8	69.8	74.3	77.6	80.6	82.2	82.5	84.4	72.5
62.1	77.5	73.2	75.2	76.2	77.5	78.0	80.2	82.7	84.2	85.5	86.4	82.6
36.2	37.0	37.2	40.6	44.8	45.0	47.6	62.4	67.0	70.0	72.2	73.5	63.8
48.2	46.0	53.6	55.2	53.9	62.7	63.0	67.2	72.2	73.6	73.0	74.6	66.5
60.0	59.8	69.2	61.5	62.5	67.1	69.7	71.2	73.0	75.6	77.6	78.0	69.1
57.5	57.8	59.6	59.8	60.7	67.0	70.5	76.0	78.2	79.5	80.6	80.2	73.7
35.0	34.2	34.2	40.7	49.5	55.2	62.2	59.1	65.6	67.5	70.7	73.6	63.7
44.1	45.0	42.5	42.2	43.0	47.2	52.5	57.5	67.6	67.2	69.8	69.0	63.2
40.0	40.0	40.6	39.2	37.6	40.2	52.0	55.5	59.9	60.5	62.5	67.2	56.2
41.7	40.1	40.6	40.0	42.0	45.0	52.8	61.8	65.2	68.2	69.4	72.5	59.5
44.6	47.1	47.6	48.0	50.0	56.0	59.4	64.1	68.3	72.6	74.2	77.3	65.2
47.3	47.4	46.8	48.2	52.0	56.3	59.8	62.1	66.5	70.2	72.2	75.1	66.6
56.0	54.0	53.6	56.2	58.2	59.6	60.1	59.5	63.3	62.2	67.0	65.1	68.2
31.5	27.7	27.8	28.1	29.6	35.2	45.0	50.2	54.9	60.6	62.4	65.0	52.2
37.2	36.8	36.8	37.2	41.3	49.2	53.0	61.1	62.2	66.5	67.5	71.2	57.1
45.0	44.0	44.0	44.8	46.2	53.5	57.5	58.0	62.5	70.8	70.1	73.3	64.9
53.8	47.5	47.5	47.5	52.1	55.9	62.5	65.0	67.4	67.5	72.0	75.0	67.2
56.2	55.0	54.6	54.6	55.0	59.0	66.0	70.0	72.5	75.3	79.0	80.0	71.8
37.0	52.5	52.8	52.5	52.8	56.8	63.7	68.6	70.2	74.8	77.5	80.1	72.6
56.9	55.1	54.9	55.8	57.7	61.8	66.3	69.7	72.5	75.2	76.0	78.0	70.8

中華民國二十五年十月

Form and Direction of Clouds of

時日 H. D.	6		7		8		9		10		11		12	
	狀 For.	向 Dir.	狀 For.	向 Dir.	狀 For.	向 Dir.	狀 For.	向 Dir.	狀 For.	向 Dir.	狀 For.	向 Dir.	狀 For.	向 Dir.
1	S		S		S		SK		SK	S	SK	S	FK	S
2	S	W	S	W	SK	W	SK	W	SK	W	SK	W	SK	W
3	AK	W	AK	W	AS	W	AK	W	AS	W	AS	W	SK	W
4	N	SW	N	SW	N	W	N	W	AS	SW	N	SSW	N	WSW
5														
6	N	SE	N	SE	N	SE	N	SE	N	SE	N	SE	N	NE
7	N	NE	N	NE	N	NE	N	NE	N	SE	N	SE	N	SE
8	S	SE	S	SW	S	SW	SK	WSW	SK	WSE	SK	W	SK	WSW
9	S	SSW	S	SSW	S	SSW	S	E	S	ESE	SK	W	SK	W
10	N	NE	N	NE	N	SE	N	ENE	N	ENE	N	ENE	N	ENB
11	S	SW	SK	WNW	SK	N	SK	NW	SK	NW	SK	NW	SK	WNW
12	S	WNW	SK	SSW	SK	SSW	SK	SSW	SK	WSW	SK	WNW	SK	SW
13	S	W	SK	WSW	SK	W	SK	W	SK	W	SK	S	SK	S
14	AS	E	N	SE	N	ESE	N	E	N	E	N	SE	SK	E
15	S		S		SK		SK		SK	W	SK		SK	W
16	AS	ENE	AS	E	AS	ENE	SK	ENE	SK	E	SK	ESE	CK	ESE
17	AK	W	AS	W	AS	W	AS	W	AS	ENE	AS	E	AK	B
18														
19	S		S		S		SK		SK		SK		SK	
20														
21														CS
22	S		S											SK
23														
24							SK		K		K		K	
25							CK		AK	ENE	AK	NE	AK	SW
26	S	W	SK	W	SK	W	SK	WSW	SK	W	CK		CS	
27					CS		CS		CS		CS		CS	
28	AS	W	AS	W	C		CS		CS		CS		CS	
29	S		SK				AK		CS		CK	WSW	FK	
30									K		K		FK	
31	S		S		S	W	S	WSW	S	W	W		K	

中華民國二十五年十月逐日雲量

Cloud Amount of Every day, in the Month of October, 1936.

日 D.	時 h.	6	7	8	9	10	11	12	13	14	15	16	17	18	19	20	21	平均 Mean
1		0.0	0.0	0.0	0.0	0.0	0.0	0.2	0.5	1.0	0.3	0.5	0.2	1.0	0.2	0.0	0.0	0.2
2		0.7	1.2	1.0	1.7	8.0	9.0	5.0	5.0	3.0	5.5	8.0	7.5	1.0	0.5	0.0	0.0	3.6
3		10.0	9.2	9.9	9.2	7.0	4.0	5.0	8.7	4.0	6.0	5.0	4.0	5.0	7.0	7.5	9.7	7.0
4		10.0	10.0	9.9	9.9	9.8	9.0	8.5	10.0	10.0	10.0	10.0	10.0	10.0	10.0	10.0	10.0	9.8
5		10.0	10.0	10.0	10.0	10.0	10.0	10.0	10.0	10.0	10.0	10.0	9.8	10.0	5.2	7.5	7.0	9.0
6		10.0	10.0	10.0	10.0	10.0	10.0	10.0	10.0	10.0	10.0	10.0	10.0	10.0	10.0	10.0	10.0	10.0
7		10.0	10.0	10.0	10.0	10.0	10.0	10.0	10.0	10.0	10.0	10.0	10.0	10.0	10.0	10.0	10.0	10.0
8		10.0	10.0	10.0	9.9	9.0	8.5	8.0	6.5	7.0	9.0	6.5	6.0	8.0	9.5	9.9	9.9	8.6
9		10.0	10.0	10.0	9.9	9.9	7.0	7.0	6.5	5.0	5.0	6.0	7.0	6.5	8.0	10.0	10.0	8.1
10		10.0	10.0	10.0	10.0	10.0	10.0	10.0	10.0	10.0	10.0	10.0	10.0	10.0	10.0	10.0	10.0	10.0
11		10.0	9.9	9.9	9.9	8.0	7.5	8.5	6.0	9.0	5.5	3.0	3.0	2.0	10.0	5.0	2.0	6.8
12		10.0	5.0	7.5	7.0	8.5	7.0	5.0	3.0	3.0	4.0	2.0	2.5	9.5	2.0	2.0	5.0	5.2
13		10.0	10.0	8.0	5.0	6.5	7.0	6.0	8.5	9.0	9.0	8.0	3.8	2.0	2.0	1.0	1.0	6.2
14		10.0	10.0	10.0	10.0	10.0	10.0	10.0	10.0	10.0	10.0	10.0	10.0	8.0	8.5	3.0	1.5	8.8
15		1.0	1.0	0.0	0.0	0.0	0.0	0.0	0.0	0.0	0.0	0.0	0.2	4.2	0.0	0.0	0.0	0.2
16		3.5	3.5	3.0	3.0	3.0	4.0	3.0	2.0	7.0	8.0	7.0	8.0	9.0	10.0	10.0	9.0	5.8
17		10.0	10.0	10.0	10.0	10.0	8.0	10.0	10.0	10.0	10.0	10.0	10.0	10.0	10.0	2.0	0.5	8.8
18		3.0	3.5	3.0	6.5	8.0	6.5	9.2	9.7	9.8	9.8	9.0	8.5	4.0	2.0	1.0	1.0	5.9
19		0.0	0.0	0.0	0.5	1.0	1.5	0.2	0.1	0.1	1.3	2.0	2.0	0.0	0.0	0.0	0.0	0.6
20		0.2	1.0	1.0	0.2	0.2	0.4	0.0	0.4	0.5	0.5	0.4	0.2	0.9	0.9	0.0	0.0	0.3
21		0.0	0.0	0.0	0.0	0.0	0.0	0.1	0.1	0.1	0.1	0.0	0.0	0.1	0.0	0.0	0.0	0.0
22		0.0	0.1	0.0	0.0	0.0	0.0	0.1	0.5	0.1	0.2	0.4	0.2	0.0	0.0	0.0	0.0	0.1
23		0.0	0.0	0.0	0.0	0.0	0.1	0.0	3.0	3.0	3.0	5.0	6.5	7.0	7.5	2.5	2.0	2.5
24		0.0	0.0	0.0	0.1	1.0	1.0	2.0	3.0	4.0	3.0	5.0	2.0	0.5	0.0	0.0	0.0	1.4
25		0.0	0.0	0.0	0.3	7.8	6.0	7.0	7.0	8.0	6.5	9.0	10.0	10.0	10.0	10.0	10.0	6.4
26		8.8	5.0	3.0	5.0	1.0	0.7	0.1	0.0	0.2	2.0	1.5	3.0	0.6	1.0	3.0	2.5	2.3
27		0.0	0.0	0.1	2.0	1.0	2.0	2.2	2.0	2.0	2.0	7.0	8.5	2.0	7.0	9.0	9.0	3.9
28		2.0	5.5	0.2	0.1	1.5	1.0	0.0	8.5	7.0	5.0	5.0	5.0	3.0	1.5	0.0	0.0	3.3
29		0.1	0.2	0.0	0.2	0.2	4.5	0.4	0.2	0.0	1.5	3.0	4.0	3.0	7.0	3.0	2.0	2.0
30		0.0	0.0	0.0	0.0	0.5	0.5	0.5	0.2	0.2	0.1	0.1	0.1	0.0	0.0	0.0	0.0	0.1
31		0.1	0.1	1.5	6.5	3.0	2.0	1.0	0.2	0.1	0.9	0.0	0.0	0.1	0.0	0.0	0.0	0.9
平均 Mean		4.0	4.7	4.5	4.8	5.0	4.7	4.7	4.9	5.0	5.1	5.3	5.2	4.9	4.8	4.1	3.8	4.8

中華民國二十五年十月逐日能見度

Visibility of every day, in the Month of October, 1936.

日. DD.	6	7	8	9	10	11	12	13	14	15	16	17	18	平均 mean
1	6	5	5	7	7	7	8	8	8	8	8	7	7	7.0
2	3	3	3	3	5	6	7	8	8	8	8	7	5	5.8
3	3	3	5	5	5	7	8	8	8	8	7	7	7	6.1
4	7	4	4	4	7	8	8	8	8	7	7	7	7	6.7
5	5	3	3	3	4	3	4	4	5	5	4	4	4	3.9
6	3	3	4	3	3	4	5	5	3	3	3	3	3	3.5
7	3	2	4	3	2	4	4	5	6	6	6	6	4	3.9
8	3	1	4	4	4	4	8	8	8	8	8	8	8	6.4
9	3	4	4	4	3	7	8	8	8	8	8	8	8	6.2
10	4	4	4	4	4	5	5	7	7	7	6	5	5	5.2
11	7	5	5	7	8	8	8	8	8	8	8	7	7	7.2
12	3	2	2	4	4	7	7	7	7	8	8	8	4	5.5
13	4	2	2	4	4	7	7	8	8	8	8	7	3	6.2
14	8	5	2	4	4	8	8	7	8	8	8	8	5	5.9
15	5	3	3	4	4	8	8	8	8	8	8	8	4	6.1
16	3	3	3	3	3	7	8	8	8	8	8	7	4	5.6
17	4	4	4	4	4	6	6	6	7	6	6	4	4	4.8
18	4	5	3	4	3	4	5	5	4	4	4	4	4	4.3
19	4	4	4	4	5	7	8	8	8	8	8	8	4	3.9
20	4	3	3	2	3	5	6	6	6	8	8	8	4	5.2
21	5	3	3	4	3	7	8	8	8	8	8	7	7	6.1
22	3	2	2	2	3	5	5	8	8	8	6	6	4	4.8
23	4	2	2	2	3	7	7	7	7	8	7	7	4	5.2
24	4	2	3	2	5	7	7	7	8	7	8	4	4	5.3
25	3	2	2	2	4	6	6	7	8	8	7	6	5	5.2
26	7	2	3	4	8	8	8	8	8	8	8	8	7	6.7
27	7	2	2	2	4	8	8	8	8	8	8	4	6	5.8
28	4	2	3	3	6	7	8	8	8	8	8	2	8	6.2
29	4	5	4	2	4	8	8	8	8	8	8	8	8	6.5
30	4	2	2	2	4	7	7	8	8	8	8	8	4	6.5
31	7	2	2	2	4	5	5	8	8	8	8	8	9	6.1
平均 Mean	4.5	3.1	3.2	3.4	4.5	6.5	7.6	7.1	7.5	7.4	7.6	6.2	5.4	5.6

中華民國二十五年十一月逐

Wind Direction and Wind Velocity fo

日期	6		7		8		9		10		11		12		13	
	向	速	向	速	向	速	向	速	向	速	向	速	向	速	向	速
時	Dtr.	Vel.	Dtr.	Vel.	Dtr.	Vel.	Dtr.	Vel.	Dtr.	Vel.	Dtr.	Vel.	Dtr.	Vel.	Dtr.	Vel.
1	N	0.3	N	1.2	NW	0.4	S	1.2	S	5.2	ESE	1.5	SSW	5.1	SW	4.6
2	NNE	0.8	N	0.4	NNE	1.2	SSE	0.7	S	5.1	SW	4.2	SE	3.2	SE	5.2
3	E	0.4	E	0.7	ESE	2.3	SSE	2.5	SSW	6.0	S	6.9	S	6.5	S	5.3
4	SSW	1.8	SW	0.7	WSW	2.4	WSW	3.4	SW	4.7	SSW	5.6	SSE	3.4	NW	2.6
5	W	0.3	N	0.6	W	0.4	W	0.5	SSW	0.3	NNW	0.7	WNW	0.6	S	2.0
6	NE	0.9	NE	1.8	NNE	0.4	E	0.6	E	1.6	NE	0.4	ENE	0.4	SE	0.6
7	NNE	0.4	NNE	0.3	E	0.6	ENE	0.3	NNE	0.5	NNE	0.7	ESE	0.6	S	3.9
8	SSW	0.5	SE	0.3	SE	2.0	SE	4.0	ESE	3.7	SSW	7.5	SSE	6.5	SSW	9.0
9	NNE	0.5	NE	0.4	NNE	0.6	ESE	1.6	ENE	0.7	SE	4.0	SSE	8.3	SSE	6.3
10	NNE	0.4	ESE	0.3	N	0.7	NNE	0.9	NNE	0.8	NNE	0.3	NNE	2.4	E	1.1
11	SSW	0.4	E	0.4	NE	0.6	E	0.6	ESE	2.5	ESE	1.9	E	1.1	NNE	2.4
12	NW	0.3	NNE	0.9	NNE	0.5	SSE	4.0	S	1.2	SW	4.0	S	4.0	SSW	6.0
13	NNE	0.6	NNE	0.8	E	1.4	SSE	0.3	S	6.2	SSW	6.3	SSW	6.8	S	5.7
14	ENE	1.0	E	1.6	E	0.5	N	1.2	SSE	0.3	NNE	0.7	ENE	1.3	N	4.3
15	NE	0.4	NE	0.3	NNE	0.9	SSE	1.1	NNE	1.6	ESE	4.6	ESE	7.0	SW	8.4
16	NNE	0.4	NE	0.7	E	1.0	SSE	1.7	SSW	4.2	WSW	6.1	S	3.7	S	4.2
17	E	0.6	ESE	3.6	NE	2.1	E	2.8	ESE	2.5	NNE	7.7	NNE	2.5	NNE	4.2
18	ESE	0.3	E	0.4	E	0.7	E	0.8	ESE	1.0	ESE	3.0	ESE	2.9	ESE	2.1
19	NNE	0.4	NE	0.3	NNE	1.6	SSE	0.6	ENE	3.4	NNE	5.2	NE	2.8	SE	2.5
20	NNE	0.4	NE	0.7	SE	0.5	S	1.9	WSW	2.5	S	1.9	S	5.3	SSW	5.1
21	NNE	0.7	NNE	0.3	NNE	0.4	NNE	0.6	WSW	1.3	WSW	0.3	SW	3.5	S	4.0
22	NNE	0.4	NNE	0.7	NNE	1.1	SW	0.6	S	1.3	S	5.2	WSW	3.5	SW	7.7
23	NNE	0.4	ENE	0.6	NNE	1.1	W	0.8	SSW	1.3	SSW	2.5	SSW	4.7	SSW	3.6
24	NE	0.5	NNE	0.6	NNE	0.5	SW	1.0	SSW	0.7	SSW	7.7	SSW	7.1	SSW	10.8
25	NNE	0.5	NNE	1.0	NNE	0.6	ESE	0.5	E	3.1	NNE	4.7	ESE	6.3	ENE	14.3
26	N	0.4	NNE	0.3	NNE	0.6	ENE	1.1	NNE	3.5	NNE	2.3	N	2.1	N	5.6
27	NE	0.4	NE	0.8	NE	1.2	S	1.7	SSW	2.5	SSW	6.3	W	3.4	SSW	10.2
28	NNE	0.5	NNE	0.6	NNE	0.7	SE	0.3	SSE	4.2	S	5.8	SSW	9.7	SSW	5.3
29	NNE	0.5	NNE	0.3	NNE	0.8	NNE	0.7	SSW	0.6	S	6.0	SSW	11.7	SSW	7.6
30	NE	0.4	ENE	0.5	NNE	1.0	E	0.8	S	2.6	WSW	1.6	SSW	5.9	S	3.8
31	NNE	0.3	NNE	0.5	ESE	0.8	SSW	0.6	SSW	7.3	SSW	8.5	SSW	7.7	SSW	8.6
平均		0.5		0.8		1.0		1.3		2.7		4.0		4.5		5.3

日風向及風速

every day, in the Month of october, 1936.

14		15		16		17		18		19		20		21		平均
向	速	向	速	向	速	向	速	向	速	向	速	向	速	向	速	near
Dir.	Vel.	Dir.	Vel.	Dir.	Vel.	Dir.	Vel.	Dir.	Vel.	Dir.	Vel.	Dir.	Vel.	Dir.	Vel.	mean
SSW	10.4	SSW	6.4	S	2.2	SSW	1.4	SSW	0.6	SSW	0.5	NW	0.5	N	0.5	2.6
SSW	7.2	SSW	7.5	SW	4.9	SSW	3.3	S	4.9	SSW	0.7	NNE	0.5	NNE	0.4	3.1
SSE	6.7	S	8.4	SSE	7.8	SSW	3.2	SSW	4.6	SW	1.8	SW	0.8	SSW	0.4	4.0
NW	1.2	W	1.6	W	2.5	WSW	1.5	WSW	0.7	WSW	0.4	WSW	0.5	W	1.6	2.1
NW	4.2	SSW	4.9	SSW	8.4	S	1.4	SSW	0.8	SW	0.7	ESE	0.4	ESE	0.4	1.7
ESE	0.5	ESE	0.6	ESE	1.2	ESE	1.0	NNE	0.7	ESE	0.8	C	0.0	W	0.4	0.7
ESE	4.5	S	1.0	S	1.6	SW	0.5	SSW	1.1	ESE	0.9	N	0.7	S	0.4	1.1
SSW	10.1	SW	8.2	W	4.3	SSW	3.1	SW	3.2	W	1.6	SSW	0.7	SSW	0.4	4.1
SSW	6.4	SSW	3.4	S	8.5	SSE	7.5	SE	3.4	E	1.5	ESE	1.2	ESE	2.6	3.6
E	4.5	E	1.4	SE	1.0	SE	0.4	E	0.4	SE	0.7	ESE	1.7	SE	0.4	1.1
NE	3.5	NNE	2.1	NNE	1.3	E	1.5	NNE	1.0	NE	0.5	NE	0.6	NNE	2.6	1.5
WSW	3.5	SSW	0.8	S	0.7	SW	1.6	SSW	0.5	ESE	0.4	NNE	0.3	SSW	0.4	1.8
SSW	5.2	S	6.7	SSW	9.5	S	5.1	S	3.2	S	1.6	S	0.6	S	0.6	3.6
NNE	2.5	ENE	0.5	NNE	2.6	ENE	0.5	ESE	0.4	NNE	0.6	NNE	0.3	NE	0.5	1.1
SW	6.1	WSW	5.9	WSW	6.3	WSW	5.6	SSE	2.4	NE	1.6	NE	0.5	NE	0.4	3.3
SSW	3.4	WSW	2.1	SSW	2.4	WSW	0.7	W	0.5	S	0.3	NNE	0.4	NNE	0.5	2.0
ENE	3.6	ENE	4.7	E	1.4	E	0.5	ESE	0.6	ESE	0.4	ESE	1.0	SE	0.6	2.5
ESE	1.4	ESE	1.0	E	0.6	WNW	0.5	W	0.6	NE	0.3	ENE	0.6	NNE	0.5	1.6
E	2.6	ESE	0.5	S	3.9	SSW	5.1	NNE	1.2	NNE	0.4	NNE	0.6	NNE	0.3	2.0
S	5.5	SSW	6.1	WSW	4.4	WSW	0.8	SW	0.7	NNE	0.3	NNE	0.6	NNE	0.6	2.3
SW	6.6	WSW	1.0	SSW	3.6	WSW	1.6	WSW	0.4	SW	0.5	SSW	1.1	NNE	0.5	1.6
SW	4.9	SW	3.7	SSW	5.5	SSW	4.3	SSW	1.5	NW	0.4	NW	0.4	NNE	0.4	2.6
SSW	2.2	SSW	5.7	SE	3.4	S	0.5	S	0.9	SW	0.4	NE	0.5	NNE	0.6	1.6
SSW	9.3	S	5.5	SSW	5.9	WSW	4.2	SW	3.6	WSW	2.4	NW	1.1	NNW	0.6	3.8
NE	10.9	W	12.6	NE	11.1	ENE	6.8	NNE	5.2	NNE	5.1	NNE	4.5	E	3.2	5.7
NNE	3.7	NNE	4.2	ESE	2.2	ESE	2.7	E	0.7	SE	0.5	NNE	2.5	NNE	0.8	2.1
SSW	5.1	SSW	8.9	SSW	3.9	S	5.5	SSW	4.4	SSW	2.4	NNE	0.9	NE	0.6	3.6
SSE	4.6	S	6.5	S	6.6	S	3.2	SSW	2.0	SSW	1.4	SSW	1.4	N	0.5	3.5
SSW	9.6	SSW	6.3	WSW	6.0	WSW	4.4	WSW	1.9	WSW	2.3	SSW	2.3	SSW	1.6	3.0
S	5.0	SSW	6.0	SSW	6.4	SSW	4.5	SSW	0.6	SW	0.5	SSE	1.0	SSE	0.5	2.5
SSW	12.7	WSW	6.2	SSW	4.4	SSW	3.9	SW	4.2	SSW	6.0	WSW	1.3	SSW	0.7	4.6
	5.5		4.5		4.5		2.9		1.8		1.4		0.9		0.8	2.6

中華民國二十五年

		Rainfall Amount, in the							
日 D.	時 H.	21-6	6-7	7-8	8-9	9-10	10-11	11-12	12-13
1									
2									
3									
4								T	
5		0.3	0.1				2.1	1.7	0.2
6		1.6	2.3	1.3	0.3	1.1	0.1	0.9	0.1
7		10.4	1.5	2.9	0.1	0.3	0.3	T	T
8		T							
9		T							
10		T	T		0.8	0.1	0.1	0.9	0.1
11									
12									
13									
14		T	0.1	0.1	0.3	T			
15		T							
16							X		
17							T		
18									
19									
20									
21									
22									
23									
24									
25									
26									
27									
28									
29									
30									
31									
總計 Total		12.3	4.0	4.3	1.5	1.5	2.6	3.5	0.1

年 十 月 逐 日 雨 量

Month of October, 1936.

13-14	14-15	15-16	16-17	17-18	18-19	19-20	20-21	總計 Total	日期 Date
									1
									2
	T							T	3
								4.4	4
									5
0.1		0.3	1.2	1.1	0.5	0.1	T	10.9	6
								15.6	7
								T	8
T								T	9
								2.0	10
T								T	11
									12
									13
								0.5	14
								T	15
									16
								T	17
									18
									19
									20
									21
									22
									23
						T	T	T	24
									25
									26
									27
									28
									29
									30
									31
0.1	T	0.3	1.2	1.1	0.5	0.1	T	33.4	總計 T.

中華民國二十五年十月逐日

Daily Values of Meteorological Elements in

日 期 Date	氣 壓 pressure 600 mm+	溫 度 Temperature (°C)				草 溫 Grass Temp. °C	地 溫 Temp. at the Depth of 100 cm (°C)
		平 均 Mean	最 高 Max.	最 低 Min.	較 差 Range		
1	8.68	18.7	25.5	10.1	15.4	9.8	18.0
2	8.69	19.1	24.5	11.0	13.5	9.9	18.0
3	8.86	19.7	25.0	14.8	10.2	13.5	18.0
4	8.68	19.0	23.3	13.8	7.7	13.9	18.0
5	8.37	17.6	20.5	16.2	4.3	14.3	18.0
6	8.79	13.8	24.3	12.7	11.6	12.8	18.0
7	8.21	14.1	16.7	11.7	5.0	11.4	18.0
8	7.63	19.6	24.3	13.3	9.0	13.2	18.0
9	8.45	18.1	23.2	14.8	8.4	13.3	18.0
10	8.29	13.9	18.0	13.0	5.0	12.5	18.0
11	8.24	15.7	20.8	11.5	9.3	11.7	18.0
12	10.37	15.9	21.2	8.2	13.0	7.9	17.9
13	10.32	17.8	22.7	11.8	10.9	10.8	18.0
14	12.44	12.0	20.2	10.5	9.7	10.2	18.0
15	11.82	15.0	21.4	6.8	14.6	6.3	17.9
16	11.39	16.3	22.5	7.6	14.9	6.3	17.8
17	14.15	14.9	17.4	12.0	5.4	12.2	17.7
18	14.27	14.0	20.0	7.2	12.8	6.0	17.5
19	12.75	15.7	22.3	8.2	14.1	6.2	17.4
20	11.26	15.3	22.1	7.7	14.4	5.5	17.2
21	11.72	15.3	21.5	5.8	15.7	4.6	17.0
22	12.74	15.6	23.8	6.3	17.5	4.4	17.0
23	11.44	16.3	23.6	7.0	16.6	4.4	16.9
24	10.11	16.6	23.2	7.8	15.4	6.5	16.8
25	11.69	14.1	21.2	8.0	13.2	6.8	16.7
26	13.78	14.0	20.9	7.2	13.7	4.7	16.8
27	12.64	13.7	21.5	3.4	18.1	1.5	16.7
28	12.49	15.0	21.6	5.0	16.6	3.4	16.6
29	10.67	16.6	22.8	6.4	16.4	4.3	16.5
30	8.57	17.6	24.0	8.8	15.2	7.0	16.4
31	7.81	18.4	24.3	9.9	14.4	7.5	16.4
總數或平均 T. or M.	10.52	16.1	22.1	9.8	12.3	8.5	17.5

氣象平均要素表

the Month of October, 1936.

濕度 Humidity		雲量 Amount of cloud 0-10	風 Wind		雨 Rainfall		能見度 Vis. 0-9	蒸發量 Amount of Evap- orim	雜項 Miscell- aneous infor- mation
絕對 Absolute mm	相對 Relative %		平均速 mean vel m/s	風向 Dir. Comin	量 Amc. mm.	時數 Dur. h			
9.78	65.1	0.2	2.6	SSW			7.0	4.1	
10.65	69.9	3.6	3.1	SSW			5.8	3.8	
9.96	66.7	7.0	4.0	S			6.1	3.5	
10.76	71.9	9.8	2.1	WSW	T		6.7	2.9	
13.14	87.0	9.0	1.7	SSW		4.4	2.9	2.5	
10.28	91.9	10.0	0.7	NE	10.9	14.9	3.5	1.7	
11.02	90.8	10.0	1.1	S	15.6	7.7	3.9	1.5	
13.16	81.1	8.6	4.1	SSW	T		6.4	2.8	
12.18	81.7	8.1	3.6	SSE	T		6.2	2.4	
10.30	87.0	10.0	1.1	NNE	2.0	2.8	5.2	2.2	
8.98	73.0	6.8	1.5	NNE	T		7.2	2.5	
9.11	72.6	5.2	1.8	SSW			5.5	2.6	
10.16	72.5	6.2	3.8	S			6.2	3.0	
8.42	82.6	8.8	1.1	NNE	0.5	2.2	5.9	2.4	
7.19	63.8	0.2	3.3	NE	T		6.1	3.2	
6.64	66.5	5.8	2.0	SSW			5.6	3.7	
7.22	69.1	8.8	2.5	ESE	T		4.8	2.2	
8.24	73.7	5.9	1.1	ESE			4.3	3.3	
7.58	63.7	0.6	2.0	NNE			5.9	3.8	
7.42	63.2	0.3	2.3	S			5.2	4.6	
6.65	56.2	0.0	1.6	WSW			6.1	4.8	
7.15	59.5	0.1	2.6	SW			4.8	5.0	
8.09	65.2	2.5	1.8	SSW			5.2	4.7	
8.38	66.6	1.4	3.8	SSW			5.3	3.8	
6.92	68.2	6.4	5.7	NNE	T		5.2	3.7	
5.11	52.2	2.3	2.1	NNE			6.7	3.6	
5.83	57.1	3.9	3.6	SSW			5.5	4.8	
7.14	64.9	3.3	3.5	SSW			6.2	5.1	
8.38	67.2	2.0	3.9	SSW			6.5	4.9	
9.67	71.8	0.1	2.5	SSW			5.2	4.2	
10.34	72.6	0.9	4.6	SSW			6.1	4.4	
8.90	70.8	4.8	2.6		33.4	30.5	3.6	107.9	

觀測紀錄凡例

(1) 本所設於昆明太華山嶺，現正籌畫設備中，暫假昆明市代用氣象觀測所，開始工作，其位置為東經 $102^{\circ}41'58''.88$ ；北緯 $25^{\circ}3'21''.19$ ，氣壓表水銀面高出海平面 1922.1 公尺。

(2) 逐日觀測紀錄二十四時，用東經 105° 標準時，自六時至二十一時直接觀測十六次，二十二時至翌日五時之相對溫度紀錄，採自自動儀器，餘項皆缺。

(3) 氣壓讀數以公厘為單位，曾經溫度校正，惟未能高潔訂正。

(4) 溫度以華氏刻度為標準，逐日最高最低氣溫，係取自最高及最低溫度表讀得之數，非直接觀測次數內之某高或低。

(5) 絕對溫度中乾濕球溫度表計算而得，以公厘為單位。

(6) 風向用十六方向；風速紀錄每每秒尺數。

(7) 雲向亦用十六方向，惟每日電報中，則併為八方向。

(8) 雲量以天空為雲所蔽之成數而定；凡雲量自 $0-2.9$ 稱為晴天， $3-7.9$ 稱為曇天， 8 以上稱為陰天。

(9) 雲狀用國際通行之名稱。

(10) 降水量一日內在 0.05 公厘以上者稱為雨天，不滿 0.05 公厘，則記以“ \cdot ”符號。

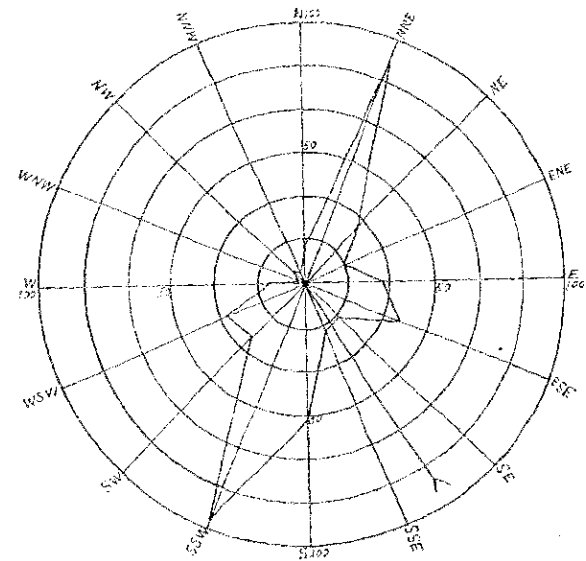
(11) 能见度以 $0-9$ 級，用日力測來之。

(12) 各種符號，悉依國際規定之通用符號。

等級	能 見 度	
	距	
	能 見	不 能 見
0	——	100 公尺
1	100 公尺	200 公尺
2	200 公尺	500 公尺
3	500 公尺	1 公里
4	1 公里	2 公里
5	2 公里	6 公里
6	6 公里	10 公里
7	10 公里	20 公里
8	20 公里	50 公里
9	50 公里	——

天 氣 符 號	
☉ 晴天	☁ 陰天
☂ 陰雨天	☃ 雪天
☄ 雷雨	★ 霧
☆ 雷霧	☇ 霧
☈ 雷霧	☉ 霧
☊ 雷霧	☋ 霧
☌ 雷霧	☍ 霧
☎ 雷霧	☏ 霧
☐ 雷霧	☑ 霧
☒ 雷霧	☓ 霧
☔ 雷霧	☕ 霧
☖ 雷霧	☗ 霧
☙ 雷霧	☚ 霧
☜ 雷霧	☝ 霧
☞ 雷霧	☟ 霧
☠ 雷霧	☡ 霧
☣ 雷霧	☤ 霧
☧ 雷霧	☨ 霧
☩ 雷霧	☬ 霧
☭ 雷霧	☯ 霧
☰ 雷霧	☱ 霧
☲ 雷霧	☳ 霧
☴ 雷霧	☵ 霧
☶ 雷霧	☷ 霧
☸ 雷霧	☹ 霧
☺ 雷霧	☻ 霧
☼ 雷霧	☽ 霧
☿ 雷霧	♁ 霧
♂ 雷霧	♃ 霧
♄ 雷霧	♅ 霧
♆ 雷霧	♇ 霧
♈ 雷霧	♉ 霧
♊ 雷霧	♋ 霧
♌ 雷霧	♍ 霧
♎ 雷霧	♏ 霧
♐ 雷霧	♑ 霧
♒ 雷霧	♓ 霧
♔ 雷霧	♕ 霧
♖ 雷霧	♗ 霧
♘ 雷霧	♙ 霧
♚ 雷霧	♛ 霧
♜ 雷霧	♝ 霧
♞ 雷霧	♟ 霧
♠ 雷霧	♡ 霧
♣ 雷霧	♤ 霧
♥ 雷霧	♧ 霧
♨ 雷霧	♩ 霧
♫ 雷霧	♬ 霧
♭ 雷霧	♭ 霧
♮ 雷霧	♮ 霧
♯ 雷霧	♯ 霧
♰ 雷霧	♰ 霧
♱ 雷霧	♱ 霧
♲ 雷霧	♲ 霧
♳ 雷霧	♳ 霧
♴ 雷霧	♴ 霧
♵ 雷霧	♵ 霧
♶ 雷霧	♶ 霧
♷ 雷霧	♷ 霧
♸ 雷霧	♸ 霧
♹ 雷霧	♹ 霧
♺ 雷霧	♺ 霧
♻ 雷霧	♻ 霧
♼ 雷霧	♼ 霧
♽ 雷霧	♽ 霧
♾ 雷霧	♾ 霧
♿ 雷霧	♿ 霧

中華民國二十五年十月份風向圖
WIND ROSE FOR OCTOBER, 1936.



----- 風向次數
Frequency

→ 合成風向
Resultant Direction

方向 Dir.	N	NNE	NE	ENE	E	ESE	SE	SSE	S	SSW	SW	WSW	W	WNW	NW	NNW	V	C
次數 Frequency	13	22	30	17	31	41	18	50	52	97	28	31	13	2	6	4		7
百分數 %	5.6	8.8	6.1	3.4	6.3	8.3	3.5	4.0	10.3	17.6	5.6	6.3	2.6	0.7	1.4	0.8		0.3

雲南省立
昆明剛候所

氣象月報

龔自知題



第一卷 第六期



中華民國二十五年十一月份

MONTHLY METEOROLOGICAL BULLETIN

OF

METEOROLOGICAL STATION OF YUNNAN PROVINCE,
KUNMING.

Number, 1936.

VOL. I, NO. 6.

目次

Table of Contents

- 本月天气概况 *A Summary of Weather Conditions, during the
Month of October, 1936.*
- 本月气象摘要 *Monthly Summary.*
- 气压 *Barometric Pressure.*
- 气温 *Air Temperature.*
- 绝对湿度 *Absolute Humidity.*
- 相对湿度 *Relative Humidity.*
- 云状与风向 *Cloud Forms and Direction.*
- 云量 *Cloud Amount.*
- 能见度 *Visibility.*
- 风向与风速 *Wind Direction and Velocity.*
- 雨量 *Amount of Rainfall.*
- 逐日气象平均要素 *Daily Values of Meteorological Elements.*
- 凡例 *Explanatory Remarks.*
- 各气象要素逐日观测 *March of Different Meteorological Elements.*
- 风向图 *Wind Rose.*

民國二十五年十一月份昆明天氣概況：

(一旬)

昆明本月天氣，仍苦亢旱！據月內有雨六日，而量甚稀少，總計 $14.3m.m.$ ，不過該半個月平均數 $47.2m.m.$ ，十分之三而已，但較滇黃河流域及鄂粵川流域等處，則稍稍豐。

極地大颶暴氣團，繼續南下，昆明氣壓本月與往年比，平均高 $2.04m.m.$ ，惟因雲南被阻於康保高原及雲南涼山山脈，多至四川益強，即轉向東北或東南推進，故昆明溫度平均比往年高 $1.6^{\circ}C$ ，溫度與往年大致相近，而其量則較減。

月初華北寒潮漸去，二日昆明氣溫高達 $25^{\circ}C$ ，六、七、八、九、等日，為氣壓中心，由雲南甘肅下牙川南，昆明適當雲南氣壓連線，發七八兩日，微有霜降。

十一、十二日，復有高氣壓中心，由雲南越南境；河為昆帶風暴，發於昆甸湖間，十一日昆明暴發厚積，十二、十三等日，驟然進逼西南，十三十五日，昆明微有雨跡，而高氣壓中心，十三十四日，則停留於四川成都。

高低氣壓之不連續而，十六日始接觸於昆明，十六、十七、十八連日陰雨，十七日風暴中心，自廣西五州習孔境，是日二十一時，昆明風力暴發，每秒速達 $16.9m.$

十九日氣壓退還，昆明濕氣深浸，一日內降雨 $10.4m.m.$ ，二十、二十二日，雨漸漸停；二十一、二十三日，僅有兩跡；二十一日五時，昆明氣壓最高達 $613.86m.m.$ （未換在度訂計）是驟暴冷而已過矣。

下旬極地大颶暴潮，絡繹南侵，勢頗強盛；二十六日力式猛烈，華北河南山東半島，風雪大作；長江中下流，黃沙蔽天；昆明氣溫驟降，霜影籠罩，下午風力亦強；二十九、三十日，昆明氣壓氣溫均低，霜林濃厚確為冬季氣象也。

中華民國二十五年十一月氣象綱要

Monthly Summary for November, 1936.

氣壓 Air Pressure

極端最高	<i>Extreme maximum</i>	613.86mm	在21日9時	on 21th 9h
極端最低	<i>Extreme minimum</i>	604.86mm	在29日14時	on 29th 14h
平均Mean	本年 <i>Present</i>	609.56mm		
	往年 <i>Past</i>	607.52mm		

氣溫 Air Temperature

極端最高	<i>Extreme maximum</i>	25.6°C	在2日13時	on 2nd 13h
極端最低	<i>Extreme minimum</i>	5.0°C	在26日8時	on 26th 8h
最高平均	<i>Mean maximum</i>	18.9°C		
最低平均	<i>Mean minimum</i>	8.5°C		
平均Mean	本年 <i>Present</i>	13.7°C		
	往年 <i>Past</i>	12.1°C		

風 Wind

最大風速	<i>Maximum velocity</i>	16.9m/s	在17日21時	on 17 th 21h
合成風向	<i>Resultant direction</i>	S-S ^e -7 ² -W	S 2f 47 ² W	

降水量 Precipitation

雨量	<i>Rainfall</i>	11.3mm		
一日最多雨量	<i>Greatest in 24 hours</i>	10.1mm	在19日	on 19 th
標準雨量	<i>Normal Rain</i>	47.2mm		

雜記 Miscellaneous Informations

晴天日數	<i>Clear days</i>	7
曇天日數	<i>Partly cloudy days</i>	14
陰天日數	<i>Cloudy days</i>	3
雨天日數	<i>Rainy days</i>	6
有霧日數	<i>Days with mist</i>	8
有霧日數	<i>Days with fog</i>	7
有低霧日數	<i>Days with ground fog</i>	13
有濕霧日數	<i>Days with wet fog</i>	1
有露日數	<i>Days with dew</i>	13
有霜日數	<i>Days with hoar frost</i>	4

十一月逐日氣壓 (600^m m₊)the month of November, 1936. (600^m m₊)

13	14	15	16	17	18	19	20	21	22	23	24	平均 Mean
8.50	8.06	7.36	7.36	7.36	7.66	7.96	8.46	9.46	8.9	8.8	8.7	8.68
7.46	6.66	6.56	6.16	6.26	7.56	7.76	8.06	8.26	7.3	7.6	7.5	7.94
6.66	6.26	6.06	6.06	6.06	6.26	6.76	7.36	7.56	8.0	8.1	8.1	7.29
7.66	7.06	6.66	6.76	6.86	7.16	7.46	7.86	8.16	9.2	9.3	9.3	8.16
8.46	8.16	7.76	7.76	8.06	8.06	8.46	8.66	9.16	9.1	9.3	9.3	9.03
9.06	8.46	8.16	8.16	8.36	8.56	8.96	9.36	9.56	10.9	11.0	11.0	9.83
10.06	9.56	9.36	9.26	9.56	9.86	10.36	10.66	10.96	11.6	11.8	11.9	10.96
8.36	7.66	7.26	6.86	6.86	6.96	7.46	7.96	8.56	8.6	8.6	8.6	8.41
8.66	7.96	7.46	7.36	7.36	7.56	7.86	8.06	8.16	8.2	8.0	8.0	8.71
7.26	6.46	6.16	6.06	6.36	6.46	7.06	7.56	8.06	8.5	8.8	8.8	7.66
9.96	9.36	8.96	8.66	8.76	9.06	9.36	9.56	9.96	9.5	9.4	9.1	9.64
8.36	7.96	7.56	7.26	7.56	7.96	8.36	8.96	9.46	9.1	9.2	9.3	8.95
11.16	10.26	10.06	9.96	9.96	9.96	10.06	10.26	10.36	10.0	10.0	9.9	10.57
8.76	8.16	7.86	7.76	7.96	8.26	8.86	9.56	10.16	10.0	10.0	10.0	9.30
10.26	9.66	9.26	9.36	9.36	9.66	10.26	10.66	11.06	10.5	10.9	10.9	10.55
10.06	9.66	8.96	8.66	8.46	8.36	8.46	8.46	8.06	8.9	8.8	8.4	10.12
8.06	8.76	6.66	6.86	7.66	7.66	8.36	9.76	10.56	11.7	12.2	12.1	8.47
11.56	10.66	10.36	10.36	10.46	10.66	10.86	11.06	11.46	12.0	12.1	12.0	11.84
10.86	10.76	10.46	10.16	10.26	10.46	10.86	11.26	11.56	11.5	11.6	11.8	11.44
12.26	11.26	11.26	11.06	11.26	11.36	10.86	12.16	12.36	12.1	12.2	12.1	11.99
12.06	11.66	11.36	11.36	11.46	11.56	11.96	12.26	12.36	12.0	12.0	12.0	12.17
10.86	10.26	9.86	9.76	9.86	9.46	10.36	10.76	10.96	11.0	11.0	11.0	11.29
10.36	9.56	9.26	9.16	9.16	9.36	9.76	9.96	10.36	9.9	9.8	9.7	10.47
9.66	9.06	8.76	8.46	8.36	8.46	8.96	9.36	9.36	9.4	9.0	9.0	9.66
8.06	7.46	7.16	7.06	7.26	7.46	7.76	8.36	8.56	8.9	8.8	8.8	8.56
8.86	8.36	8.16	8.46	8.66	9.66	10.66	11.36	11.86	12.4	12.4	12.4	9.67
10.56	10.06	9.56	9.26	9.26	9.46	9.96	10.46	10.76	11.8	12.0	11.8	11.36
8.06	7.56	7.06	6.96	7.06	7.26	7.56	7.66	7.66	8.3	8.2	8.2	9.15
5.36	4.86	4.96	4.86	5.06	5.26	5.66	5.96	6.16	6.2	6.5	6.6	6.41
6.96	6.66	6.56	6.56	6.76	7.06	7.66	8.46	8.76	8.4	9.1	9.0	7.38
9.15	8.54	8.24	9.09	8.27	8.48	8.89	9.35	9.66	9.8	9.9	9.8	9.56

中華民國二十五年

Air Temperature of every day, in

時日 H.D.	6	7	8	9	10	11	12	13
1	11.3	11.3	12.8	18.7	21.1	21.8	22.4	22.9
2	12.0	12.8	14.0	16.0	20.3	20.7	21.9	23.3
3	12.0	12.2	14.0	19.9	21.4	21.6	22.5	23.5
4	10.7	11.7	12.0	19.0	21.0	22.2	22.2	23.1
5	9.3	8.9	10.3	17.8	20.8	21.5	22.7	23.6
6	10.0	9.9	11.9	17.6	21.3	21.3	22.0	21.3
7	9.0	8.8	10.3	13.4	14.5	15.0	16.7	17.4
8	8.2	8.4	8.4	8.9	9.9	10.8	11.7	12.3
9	9.2	9.2	10.3	12.7	13.8	15.7	18.2	18.8
10	6.4	6.4	8.7	14.7	17.8	19.0	21.3	21.3
11	10.4	11.0	12.2	13.2	13.8	15.5	15.3	14.8
12	12.2	12.3	13.3	15.0	15.3	15.8	18.5	19.5
13	8.7	8.0	8.0	8.3	8.3	8.9	9.3	9.3
14	9.7	10.0	11.5	14.3	17.2	17.5	19.4	20.8
15	8.9	9.2	9.3	9.6	10.3	11.5	12.0	12.4
16	7.9	8.0	8.5	8.6	9.0	9.5	10.6	10.7
17	11.0	11.3	12.0	12.3	13.0	13.5	14.7	14.8
18	6.3	6.3	6.6	7.8	9.1	11.7	13.2	13.7
19	7.7	8.0	8.2	8.6	8.6	8.7	8.8	9.5
20	8.7	8.7	9.0	9.4	9.7	10.3	10.7	10.7
21	9.3	9.3	9.7	9.9	10.2	11.0	11.8	13.3
22	9.9	10.0	10.0	10.3	10.6	11.0	11.4	12.0
23	10.4	10.3	10.7	11.0	12.2	13.4	14.4	14.9
24	10.0	10.0	10.4	12.2	14.7	14.2	14.7	15.2
25	7.3	7.3	8.2	12.7	15.9	16.3	17.3	18.5
26	5.5	5.3	6.4	10.3	14.7	15.7	16.8	17.7
27	7.7	7.8	7.7	9.0	10.0	13.7	15.2	16.8
28	8.0	7.3	7.8	13.6	15.0	15.3	15.5	17.8
29	6.4	6.3	7.7	11.2	14.5	15.7	17.4	17.2
30	6.6	6.6	9.1	13.4	15.6	15.7	18.7	16.3
平均 Mean	9.0	9.1	10.0	12.6	14.3	15.2	16.2	16.8

十一月逐日氣溫 (°C)

the Month of November, 1936. (°C)								平均 Mean
14	15	16	17	18	19	20	21	
22.5	22.4	22.3	21.8	20.3	18.8	18.0	16.5	19.1
22.8	22.5	21.5	20.5	18.8	17.5	16.5	16.0	18.6
23.0	22.7	21.7	20.7	19.1	17.7	16.3	15.6	19.0
22.7	22.0	21.2	20.0	18.5	16.8	16.0	15.3	18.4
23.0	22.3	20.7	20.0	18.0	16.3	15.6	15.2	17.9
22.2	21.8	20.8	19.3	17.7	16.5	15.5	14.8	17.7
17.5	16.2	14.7	13.7	11.5	10.2	10.0	9.8	13.0
13.8	15.4	15.3	15.0	13.6	12.4	11.4	10.7	11.6
18.5	18.2	17.4	16.3	14.7	13.0	12.2	11.4	14.4
20.8	20.2	19.2	18.2	16.4	15.0	14.3	13.3	15.8
15.2	15.5	15.3	15.0	12.8	11.4	11.4	11.3	13.4
19.4	19.3	18.4	17.5	16.8	15.7	15.0	13.2	16.1
9.6	9.8	9.5	9.0	8.8	8.7	8.8	8.8	8.9
20.5	20.5	19.3	18.3	16.7	15.6	14.5	13.0	16.2
13.3	13.2	12.7	12.3	11.5	10.9	10.5	10.2	11.1
10.3	10.6	10.7	10.5	10.5	10.2	10.3	10.0	9.7
16.0	15.7	15.7	15.5	14.4	13.5	12.0	8.8	13.4
13.1	13.8	13.2	13.0	12.2	11.4	10.5	10.7	10.8
9.7	10.0	10.0	9.7	9.0	9.0	8.7	8.5	8.9
10.7	11.0	11.0	10.5	10.2	9.9	10.0	9.8	10.0
14.0	13.7	13.7	13.5	12.2	10.8	10.3	9.5	11.4
12.6	13.2	13.2	13.0	12.4	11.7	11.2	11.0	11.5
14.6	14.2	14.4	13.7	13.7	11.7	11.2	10.7	12.5
15.5	15.1	14.9	14.4	13.4	12.3	11.5	10.8	13.1
18.3	18.3	17.3	15.8	14.1	12.8	12.3	11.7	14.0
18.0	18.0	17.4	13.4	11.4	10.0	9.7	9.5	12.5
18.8	16.3	15.7	14.8	13.3	12.0	10.2	10.2	12.3
17.2	16.3	15.7	14.7	13.3	12.8	11.9	11.0	13.3
17.1	16.0	14.5	13.7	13.1	12.3	11.5	11.3	12.9
16.3	16.5	16.2	15.1	14.0	12.6	11.7	10.7	13.4
16.8	16.7	16.1	15.3	14.0	13.0	12.3	11.7	13.7

中華民國二十五年十

Absolute Humidity of every day.								
日 H.D.	6	7	8	9	10	11	12	13
1	8.54	8.54	10.93	11.97	12.33	12.50	13.31	11.74
2	8.90	10.03	10.80	11.62	11.81	11.82	9.58	10.25
3	9.31	9.60	10.03	9.28	9.07	8.03	9.33	9.30
4	7.39	7.66	8.67	9.81	11.15	13.37	10.53	9.95
5	6.83	6.54	7.39	9.20	10.37	11.01	11.05	10.76
6	7.40	7.67	8.51	11.06	12.91	12.79	11.99	11.01
7	7.10	6.77	7.32	7.74	7.22	8.04	9.20	8.96
8	6.30	6.77	6.77	7.10	7.32	7.91	8.54	8.90
9	7.32	7.32	7.91	8.90	10.03	10.29	9.78	9.26
10	5.81	5.81	6.77	9.37	10.09	10.80	11.29	9.84
11	7.91	8.29	8.90	9.60	9.37	10.01	10.33	8.71
12	9.60	9.60	10.34	10.80	10.53	10.33	10.89	10.65
13	6.77	6.57	6.57	6.77	6.77	7.10	7.10	7.10
14	7.91	8.29	8.54	9.60	10.53	11.70	10.65	10.76
15	6.77	7.10	7.10	7.32	7.68	8.02	8.26	8.67
16	6.77	6.77	7.10	7.10	7.32	7.67	7.40	7.68
17	8.54	8.90	9.31	10.03	10.34	10.80	11.62	10.90
18	5.81	5.81	5.98	6.57	8.02	7.50	7.22	8.28
19	6.57	6.77	6.77	7.10	7.10	7.10	7.32	7.67
20	7.32	7.32	7.67	7.67	7.91	7.91	7.91	7.91
21	7.67	7.67	7.67	7.91	8.29	8.54	8.90	9.76
22	7.91	8.29	8.29	8.29	8.54	8.54	8.90	9.04
23	8.54	8.54	8.54	8.54	8.90	8.37	9.32	10.01
24	7.91	8.29	8.29	8.90	9.76	9.52	9.24	9.72
25	6.57	6.57	7.10	8.02	9.52	9.72	10.02	10.12
26	5.81	5.52	5.81	7.67	8.52	9.72	8.96	9.28
27	6.02	5.70	6.30	6.25	6.57	7.62	8.43	8.68
28	6.57	6.25	6.77	8.54	10.29	9.72	9.48	7.98
29	5.81	5.98	6.57	7.39	7.76	8.43	8.44	7.74
30	5.70	5.70	6.77	8.02	8.52	8.43	7.52	7.91
平均 Mean	7.25	7.36	7.82	8.60	9.15	9.42	9.44	9.28

一月逐日絕對濕度 (mm)

in the Month of November, 1936. (mm)								
14	15	16	17	18	19	20	21	平均 Mean
10.23	10.76	9.03	11.29	10.34	10.12	10.30	10.54	10.72
9.72	10.99	12.49	10.34	9.26	9.05	8.96	10.54	10.58
10.25	10.93	10.53	10.34	10.65	10.41	9.48	9.72	9.84
10.76	9.81	9.31	10.09	9.59	8.96	8.73	8.43	9.46
10.76	10.23	9.53	10.09	9.05	9.29	9.48	8.71	9.39
10.10	10.47	9.84	10.37	9.78	9.57	9.48	9.30	10.14
8.68	7.75	7.99	8.56	7.11	6.80	7.09	7.32	7.73
9.76	10.01	9.72	9.30	8.85	8.38	8.26	7.68	8.22
9.26	8.77	8.44	8.49	8.04	7.62	7.21	6.87	8.47
9.55	8.78	8.63	9.26	8.96	8.43	8.32	8.28	8.76
8.71	9.02	9.02	9.30	8.02	8.29	8.29	7.91	8.86
11.15	10.65	10.12	10.11	10.30	10.09	10.01	9.24	10.29
8.09	7.32	7.32	7.10	7.10	6.77	6.77	6.77	6.94
10.34	10.34	10.09	10.12	10.30	9.48	9.24	9.04	9.81
9.04	9.04	8.67	8.26	8.02	7.91	7.91	7.67	7.97
7.91	7.91	7.91	7.91	7.40	7.67	7.67	7.32	7.47
10.83	10.33	10.09	9.48	9.30	9.76	8.26	6.34	9.09
7.22	8.99	7.76	7.76	7.74	7.50	7.39	7.39	7.25
7.67	7.91	7.91	7.67	7.32	7.42	7.32	7.32	7.30
7.91	8.54	8.54	8.29	7.91	7.91	7.91	7.91	7.91
10.11	9.24	9.52	9.52	9.04	8.54	8.29	7.57	8.65
9.31	10.34	9.76	9.76	9.04	8.60	8.54	8.54	8.87
9.30	9.24	9.30	9.24	8.80	8.26	8.26	7.91	8.91
9.02	8.71	8.71	8.04	7.99	7.76	7.74	8.02	8.66
9.05	8.77	8.68	8.19	7.70	7.62	7.50	7.50	8.29
10.02	8.44	7.44	6.98	6.60	6.07	6.02	6.02	7.39
8.68	8.95	8.19	8.77	8.28	7.74	7.11	6.57	7.49
8.44	8.19	7.75	7.37	6.98	7.22	7.21	7.11	7.87
7.44	7.67	7.19	6.69	6.98	6.99	6.87	7.11	7.19
7.91	7.98	8.19	8.04	7.99	7.22	6.87	6.88	7.48
9.21	9.17	8.92	8.90	8.46	8.25	8.08	7.93	8.58

中華民國二十五年十

Relative Humidity of evap. day.

時日	1	2	3	4	5	6	7	8	9	10	11	12
1	82.0	84.8	88.0	88.0	90.1	89.2	92.3	92.0	86.0	75.5	64.5	60.0
2	82.5	85.1	86.0	86.2	86.9	87.8	89.4	88.0	85.2	73.6	63.0	51.0
3	76.2	77.8	79.8	80.0	81.0	82.3	84.0	84.0	63.2	51.7	45.0	39.2
4	71.2	71.3	74.0	75.0	77.0	77.6	79.0	78.0	70.0	66.6	42.3	37.8
5	72.5	74.0	75.2	77.3	77.4	79.2	79.5	79.9	72.0	61.7	48.3	44.7
6	72.4	73.0	75.5	79.0	79.8	81.0	82.0	82.0	77.5	71.0	60.2	52.2
7	89.0	80.2	82.4	82.4	84.0	85.0	86.0	82.0	72.5	72.2	70.8	67.0
8	84.0	85.5	86.0	86.0	85.8	85.3	85.8	86.0	85.5	85.5	84.0	84.0
9	99.1	99.5	99.2	99.0	89.0	90.0	90.4	89.2	84.7	80.0	72.5	60.3
10	79.0	80.0	81.0	82.2	84.5	85.0	85.2	85.5	77.0	67.5	55.5	54.0
11	89.0	83.0	83.5	85.2	87.8	88.0	87.7	87.5	86.5	82.5	75.3	72.4
12	86.0	85.0	86.2	86.2	86.3	87.0	87.2	87.5	85.8	81.3	79.5	67.8
13	84.9	84.9	94.9	94.8	94.9	84.8	87.3	86.3	85.4	85.0	85.0	84.0
14	92.0	92.0	92.1	92.3	92.0	92.0	92.0	91.0	90.3	81.7	75.0	64.0
15	87.4	87.4	87.2	87.4	87.5	87.5	87.5	87.4	87.3	86.0	83.2	83.0
16	90.2	88.0	89.0	88.0	90.0	90.0	91.2	91.6	91.0	91.2	87.0	82.0
17	99.5	91.8	81.9	92.0	92.0	92.0	92.1	92.5	93.0	93.0	92.2	92.0
18	88.0	87.0	86.0	86.0	86.0	86.0	86.8	86.0	84.5	80.0	72.0	63.0
19	87.2	88.0	89.0	91.0	92.2	92.0	92.2	92.5	92.5	92.5	92.5	92.7
20	92.5	93.0	93.0	92.8	82.8	93.0	92.7	92.5	92.4	92.0	91.0	88.2
21	99.7	91.2	92.0	92.2	92.5	93.2	93.0	92.6	91.5	90.2	88.0	83.0
22	91.0	91.0	91.0	91.0	91.0	91.0	91.4	91.0	92.0	92.0	91.0	90.0
23	90.6	99.8	90.5	90.4	90.1	90.1	90.0	90.0	90.1	85.0	82.0	78.3
24	87.8	90.0	90.2	90.0	90.0	90.0	90.1	90.1	88.4	79.8	77.8	76.2
25	83.5	85.2	85.6	87.0	87.0	87.5	87.7	88.0	84.1	79.8	62.0	56.0
26	81.8	82.6	82.6	83.0	85.0	87.1	86.7	87.5	87.5	70.8	62.0	57.5
27	70.0	70.2	79.8	72.0	74.0	76.6	77.5	77.5	74.0	72.0	62.5	60.2
28	80.3	82.2	82.8	84.1	84.3	85.2	87.6	87.2	82.0	75.0	65.5	60.0
29	80.3	82.0	82.5	84.0	84.8	85.9	87.7	84.6	78.0	63.2	54.8	50.0
30	75.0	77.4	77.7	78.0	79.8	79.9	80.0	81.2	79.7	74.0	67.0	64.0
平均	83.3	84.2	84.9	85.8	86.2	86.7	87.4	87.1	86.5	78.5	71.7	67.1

一 月 逐 日 相 對 濕 度 (%)

In the Month of November, 1936. (%)												
13	14	15	16	17	18	19	20	21	22	23	24	平 均 mean
59.0	52.5	53.0	50.8	53.3	60.0	64.8	70.2	75.1	77.4	80.0	82.4	73.6
48.0	47.2	44.3	44.0	45.5	30.1	56.0	59.6	62.3	68.0	72.4	75.1	68.2
39.0	39.0	39.7	40.0	42.2	45.0	52.0	58.0	61.6	64.5	68.6	70.8	61.6
37.8	37.8	37.8	38.0	39.8	42.4	50.5	45.6	60.0	62.1	68.6	70.0	59.3
43.0	40.0	39.9	40.0	44.0	45.0	52.2	57.8	62.6	63.1	65.5	70.0	61.0
50.0	47.0	47.4	49.9	52.8	58.0	61.7	68.0	70.1	77.6	75.5	77.2	67.5
63.2	62.0	66.0	67.5	69.8	74.1	77.5	79.9	81.0	82.2	82.5	83.0	76.4
83.0	80.1	75.0	74.0	72.8	77.5	79.0	80.1	82.2	82.2	83.1	87.2	82.1
56.8	54.8	50.0	50.3	52.2	60.0	62.5	67.8	68.2	72.5	75.0	77.2	73.5
52.5	52.4	50.0	50.0	55.3	59.8	63.0	61.5	69.0	72.1	75.0	80.0	69.1
73.2	73.2	72.5	72.5	75.2	79.9	82.0	82.7	84.8	85.2	85.5	85.7	81.5
65.0	62.0	61.0	62.2	62.5	67.3	70.0	72.0	77.4	80.4	82.2	84.8	77.2
43.8	43.8	45.3	46.0	47.4	47.8	49.0	49.0	49.4	49.8	49.8	49.8	49.8
55.3	53.2	53.2	55.0	59.5	60.2	68.3	73.2	86.6	87.2	87.2	87.2	78.0
82.0	80.0	80.0	81.3	82.2	84.8	85.3	86.8	87.8	88.1	88.0	88.0	87.5
83.0	86.2	85.1	85.5	86.1	87.2	87.0	90.2	90.2	90.6	90.5	90.5	88.4
83.5	70.2	74.0	72.5	71.7	77.2	80.7	80.1	80.5	80.1	82.5	87.6	84.8
67.4	64.8	63.2	64.0	64.8	65.2	71.0	75.0	77.3	80.1	82.5	86.8	77.4
92.6	90.0	88.0	87.5	87.5	92.0	92.1	92.0	92.0	93.0	92.5	92.5	91.1
87.5	87.1	86.0	86.0	87.5	88.0	88.2	88.0	89.9	90.0	90.0	90.0	89.2
82.2	82.4	79.8	79.0	82.0	84.7	87.5	88.3	89.5	89.5	91.0	90.8	88.2
90.0	86.0	83.2	83.0	83.2	86.0	87.0	89.0	90.0	90.2	90.0	90.5	89.2
76.4	73.0	75.0	70.8	72.5	78.0	80.0	82.2	85.0	85.1	87.2	87.5	83.8
74.0	68.0	66.0	65.0	63.3	66.5	72.0	75.8	80.0	80.0	91.0	82.6	80.2
52.2	50.2	48.0	48.0	50.0	50.0	58.0	68.0	70.1	75.0	77.5	78.0	70.8
51.0	52.0	49.0	46.2	60.3	65.0	67.5	69.6	70.0	70.0	70.0	70.0	70.6
56.0	56.0	56.0	57.8	60.0	66.0	70.5	73.8	77.6	78.0	80.0	80.0	69.4
50.0	51.0	51.2	50.0	53.8	57.5	64.3	69.0	72.5	75.0	77.5	78.0	71.1
49.0	48.0	50.0	52.1	54.0	61.8	67.5	70.2	76.5	72.0	72.7	76.0	69.5
61.0	64.0	62.8	62.8	62.7	64.0	66.2	69.2	72.5	72.5	72.7	78.0	71.5
65.0	63.1	62.4	62.4	64.5	68.0	71.9	74.6	77.5	79.2	80.9	82.3	76.6

中華民國二十五年

Form and Direction of Clouds of each day

日 期	6		7		8		9		10		11	
	狀 For.	向 Dir.	狀 For.	向 Dir.	狀 For.	向 Dir.	狀 For.	向 Dir.	狀 For.	向 Dir.	狀 For.	向 Dir.
1							S	W	SK	W	SK	W
2	S	SSW	S	SSW	S	W	SK	W	SK	W	SK	W
3	S		S		CS		FK		FK		FK	
4	S		S						FK	WSW	FK	
5									K		K	W
6	S		S		S	WNW	SK	WNW	K	W	SK	W
7	CS	W	CS	W	S	W	S	W	S	W	SK	W
8	S	NE	S	E	S		S		S		S	
9	S	WSW	SK	WSW	SK	WSW	SK	WSW	SK	WSW	SK	WSW
10	S		SK		SK		SK		SK		SK	
11	S	W	SK	W	SK	SSE	SK	E	SK	S	SK	S
12	S	SSW	S	WSW	S	SSW	SK	WSW	SK	WSW	SK	WSW
13	N	SE	N	SE	N	SE	N	SE	AS	SE	AS	SE
14	N	W	S	W	S	W	S	W	SK	W	SK	WSW
15	N	SE	N	SE	N	SE	N	SE	N	SE	N	SE
16	N	SE	N	SE	N	SE	N	SE	N	SE	N	SE
17	N	W	N	S	N	SSW	N	SSW	N	SSW	AS	SSW
18	N	N	N	N	AS	N	AS	N	AK	W	AK	S
19	N	SE	N	SE	N	SE	N	SE	N	SE	N	SE
20	N	SE	N	SE	N	SE	N	SE	N	SE	N	SW
21	N	SE	N	SE	N	SW	N	SE	N	SE	AS	WNW
22	N	SW	N	SW	N	SSW	N	SSW	N	SSW	N	SSW
23	S	SSW	S	SSW	S	SSW	S	SSW	S	SSW	SK	SSW
24	S	WSW	S	WSW	S	WSW	S	WSW	SK	WSW	SK	WSW
25	S	W	S	W	SK	W	SK	WNW	K	W	FK	WNW
26												
27	S	SW	S	SW	S	SW	SK	SW	SK	WSW	SK	W
28	SK	W	SK	W	SK	W	SK	W	SK	W	SK	W
29	S		S		SK		SK		K		K	
30	S		S		FK		FK		FK		FK	W

十一月逐日雲狀及雲向

in the month of November, 1936.												日 期 Date
12		13		14		15		16		17		
狀 For.	向 Dir.	狀 For.	向 Dir.	狀 For.	向 Dir.	狀 For.	向 Dir.	狀 For.	向 Dir.	狀 For.	向 Dir.	
K	E	K		K		FK		FK		FK		1
SK	W	K		K		K		FK		FK		2
FK		K		K		K		K		K		3
FK	W	FK	W	FK	W	FK	W	W	W	K	W	4
K		FK		FK		FK		K		K		5
SK	W	SK	W	SK	W	SK	W	SK	W	K	W	6
SK	W	SK	W	SK	W	SK	W	SK	W	SK	WNW	7
S		S		S		S		SK		SK		8
SK	WSW	SK	SSW	SK	SSW	SK	WSW	SK	W	SK		9
K	W	FK	W	FK	W	CS	W	CS	W	CS		10
SK	S	SK	W	SK	S	SK	S	SK	SSW	SK	SSW	11
SK	WSW	SK	WSW	SK	WSW	SK	WSW	SK	WSW	SK	WSW	12
AS	SE	AS	SE	N	SE	N	SE	N	SE	N	SE	13
K	WNW	K	WNW	K	W	SK	W	SK	W	K	W	14
N		N		N	WNW	N		N	SE	N		15
N	SE	N	SE	N	SW	N	SW	N	SW	N	SW	16
AS	SSW	AK	SSW	AS	SSW	AS	SSW	AS	SSW	AK	SSW	17
AK	S	AK	S	AK	SSW	AK	SSW	AK	SSW	AK	SSW	18
N	SE	N	SE	N	SE	N	SE	N	SE	N	SE	19
N		N		N	SE	N		N	SE	N		20
AK	E	AK	WSW	AK	W	AK	W	AK	W	AK	W	21
N	SSW	AS	WSW	AS	SW	AK	SW	AS	WSW	AK	WSW	22
SK	WSW	SK	SW	SK	SW	SK	SW	SK	SW	SK	SSW	23
SK	WSW	SK	WSW	SK	SW	SK	WSW	SK	WSW	SK	WSW	24
FK	W	FK	W	FK	W	FK	W	FK	W	FK	W	25
FK		K		K		K		K		K		26
K	WSW	K	WSW	K	W	FK	W	K	W	K	W	27
CS	W	CS	W	CS	W	CS	W	CS	W	CS	W	28
K		K		K		K		K		K		29
K		K		K		K		CS		FK		30

中華民國二十五年十一月逐日雲量

Cloud Amount of Every day, in the Month of November, - 1936.

H. D.	H. A.																					H. Y. Mean
	6	7	8	9	10	11	12	13	14	15	16	17	18	19	20	21						
1	0.0	0.0	0.0	2.0	4.0	4.5	2.0	1.0	1.0	0.6	0.2	0.2	0.0	0.0	0.0	0.0	0.0	1.0				
2	2.0	10.0	9.9	8.0	3.7	5.0	3.5	2.0	2.0	1.0	0.5	0.1	0.1	0.0	0.0	0.0	0.0	3.3				
3	0.3	0.2	0.1	0.2	0.3	0.3	0.3	2.0	2.0	2.0	1.5	1.5	0.1	0.0	0.0	0.0	0.0	0.7				
4	0.0	0.0	0.0	0.0	1.7	1.0	0.5	0.5	0.5	0.2	0.2	0.2	0.1	0.0	0.0	0.0	0.0	0.3				
5	9.2	0.2	0.0	0.0	1.0	1.5	1.0	1.0	1.0	1.0	1.0	1.0	0.0	0.0	0.0	0.0	0.0	0.6				
6	0.2	0.3	0.2	3.0	4.0	6.5	7.0	7.5	6.8	6.5	6.8	2.0	0.5	0.0	0.0	0.0	0.0	3.2				
7	1.5	2.5	8.0	5.0	8.5	7.5	5.5	4.0	3.8	5.5	6.5	4.5	8.5	8.8	10.0	10.0	6.3					
8	10.0	10.0	10.0	10.0	10.0	10.0	10.0	8.5	7.0	3.0	0.5	0.1	0.0	0.0	0.0	0.0	5.6					
9	9.9	8.0	9.5	9.8	6.6	8.0	8.0	6.5	2.5	0.5	0.2	0.0	0.0	0.0	0.0	0.0	1.2					
10	0.5	0.5	0.6	1.0	2.0	1.5	1.0	0.5	0.3	0.8	0.5	0.4	0.5	0.0	0.0	0.0	0.6					
11	10.0	9.9	9.0	10.0	9.8	9.0	0.8	9.8	9.9	9.5	9.7	9.0	8.0	8.0	5.0	5.0	8.9					
12	9.8	9.9	10.0	9.0	9.8	9.8	8.5	9.8	8.0	7.0	6.5	7.8	9.0	1.5	0.5	0.5	7.4					
13	10.0	10.0	10.0	10.0	10.0	10.0	10.0	10.0	10.0	10.0	10.0	10.0	10.0	10.0	10.0	10.0	10.0					
14	9.0	8.0	9.2	7.0	7.0	7.5	7.0	6.0	7.0	8.0	8.2	6.5	2.0	0.0	0.0	0.0	5.8					
15	10.0	10.0	10.0	10.0	10.0	10.0	10.0	10.0	10.0	10.0	10.0	10.0	10.0	10.0	10.0	10.0	10.0					
16	10.0	10.0	10.0	10.0	10.0	10.0	10.0	10.0	10.0	10.0	10.0	10.0	10.0	10.0	10.0	10.0	10.0					
17	10.0	10.0	10.0	10.0	10.0	9.5	3.8	9.0	9.0	9.7	8.5	7.0	6.5	5.5	6.0	7.9	8.6					
18	10.0	10.0	10.0	9.8	8.5	4.0	7.0	9.5	7.0	7.0	7.5	9.0	9.5	8.0	8.0	10.0	8.4					
19	10.0	10.0	10.0	10.0	10.0	10.0	10.0	10.0	10.0	10.0	10.0	10.0	10.0	10.0	10.0	10.0	10.0					
20	10.0	10.0	10.0	10.0	10.0	10.0	10.0	10.0	10.0	10.0	10.0	10.0	10.0	10.0	10.0	10.0	10.0					
21	10.0	10.0	10.0	10.0	10.0	10.0	9.8	9.0	9.5	9.2	8.0	7.0	0.5	0.0	0.0	0.0	7.1					
22	10.0	10.0	10.0	10.0	10.0	10.0	10.0	9.5	10.0	8.0	8.5	6.3	5.0	4.5	6.0	8.5	8.6					
23	10.0	10.0	10.0	10.0	9.5	9.6	9.0	9.5	8.0	8.0	5.0	3.5	1.0	0.4	0.1	0.1	6.5					
24	9.7	9.7	8.8	9.6	9.5	9.8	9.5	9.5	6.0	6.5	4.0	2.0	0.5	0.3	0.0	0.0	5.9					
25	1.5	1.3	0.2	0.3	0.5	0.3	0.4	0.3	1.0	1.0	0.6	0.3	0.6	0.0	0.0	0.0	0.5					
26	0.6	0.6	0.6	0.0	0.0	0.0	0.2	0.5	1.5	6.0	6.0	7.0	5.3	6.0	9.8	9.6	3.5					
27	9.7	9.9	10.0	9.0	7.5	6.0	5.0	3.0	2.0	0.5	0.1	0.0	0.2	3.5	2.0	6.0	4.7					
28	2.0	1.5	1.0	1.3	3.0	4.0	6.0	4.6	7.0	4.0	4.0	5.0	7.0	7.5	4.5	2.5	3.8					
29	2.0	2.0	1.5	4.0	3.0	3.0	2.9	2.6	2.0	4.0	6.0	6.0	6.5	8.5	9.0	7.2	4.2					
30	0.1	0.1	0.1	0.1	0.5	0.5	2.0	3.0	3.2	1.0	1.0	0.3	0.1	0.1	0.2	0.5	0.8					
H. Y. Mean	6.2	6.1	6.3	6.4	6.4	6.3	6.1	5.9	5.5	5.4	5.0	4.7	4.2	3.7	3.7	3.9	5.4					

中華民國二十五年十二月逐日鷓見度

Visibility of every day, in the Month of November, 1936.

日 H.D.	6	7	8	9	10	11	12	13	14	15	16	17	平均 mean
1	7	2	4	5	7	8	8	8	8	8	8	8	6.8
2	7	2	4	5	7	8	8	8	8	8	8	8	7.3
3	7	2	4	5	7	8	8	8	8	8	8	8	8.7
4	7	2	4	5	7	8	8	8	8	8	8	8	7.8
5	7	2	4	5	7	8	8	8	8	8	8	8	7.1
6	7	1	2	3	5	7	9	9	9	9	9	8	6.5
7	5	4	5	5	5	5	5	5	5	5	5	5	5.6
8	5	5	5	5	4	3	3	3	3	3	3	4	4.8
9	5	5	2	3	3	3	3	3	3	3	3	3	6.3
10	5	2	2	2	5	8	8	9	9	9	9	8	6.3
11	6	4	4	4	4	7	7	7	8	8	4	4	5.6
12	4	3	3	4	4	8	9	9	9	9	8	8	6.9
13	7	7	4	4	4	5	8	8	8	5	5	5	5.4
14	5	2	2	1	7	7	9	9	9	9	9	9	6.6
15	7	6	5	5	5	6	7	7	7	8	4	4	5.9
16	4	5	4	3	4	5	7	6	7	7	7	4	5.3
17	4	4	4	4	3	6	9	8	8	9	9	7	6.4
18	6	4	7	5	5	5	8	8	9	9	9	5	7.1
19	4	4	3	3	2	2	4	7	7	5	5	3	3.8
20	4	4	4	4	4	5	5	5	6	6	4	4	4.6
21	4	4	3	4	4	5	5	7	7	8	5	5	5.1
22	5	5	5	5	4	5	4	7	7	6	4	2	4.9
23	5	4	4	5	7	7	7	8	8	8	7	8	6.5
24	5	3	5	5	4	8	8	8	8	8	9	7	6.6
25	7	2	2	2	8	9	9	9	9	9	9	9	7.0
26	7	2	2	3	3	4	5	8	8	9	8	7	5.5
27	4	5	4	4	4	4	7	7	7	7	7	4	5.3
28	4	2	2	5	7	7	8	8	8	8	8	7	6.3
29	4	2	2	3	3	3	8	8	8	8	7	7	5.8
30	6	3	3	8	9	9	9	9	9	9	9	9	7.7
平均 Mean	5.6	3.7	3.5	4.2	5.4	6.8	7.4	7.8	7.9	8.1	7.2	6.5	6.2

一月逐日風向及風速

day in the Month of November, 1936.

14		15		16		17		18		19		20		21		平均
向	速	向	速	向	速	向	速	向	速	向	速	向	速	向	速	mean
Dir.	Vel.	Dir.	Vel.	Dir.	Vel.	Dir.	Vel.	Dir.	Vel.	Dir.	Vel.	Dir.	Vel.	Dir.	Vel.	
SSW	5.2	SSE	3.6	S	2.4	S	2.5	SSE	1.1	SSE	0.7	SE	0.5	E	0.3	2.0
SSW	9.7	SW	14.3	SW	9.2	SW	7.3	SSW	2.5	SW	1.6	SSW	0.9	WSW	2.2	5.1
SW	15.3	WSW	11.0	W	6.5	SSW	10.4	WSW	4.0	SSW	0.5	NW	0.5	SSW	0.4	6.6
W	10.7	WSW	13.5	SSW	4.8	WNW	3.3	WSW	2.9	SSW	3.2	SSW	1.0	WNW	0.6	5.3
SW	12.4	W	10.2	WSW	7.6	W	4.4	SW	5.4	WSW	2.0	W	1.0	W	0.4	5.8
WSW	12.9	WSW	10.3	W	9.8	W	2.0	W	0.8	W	0.4	W	0.6	WNW	0.4	4.5
S	2.1	NNE	10.5	E	0.9	E	0.4	NE	1.0	E	1.5	E	0.6	E	0.3	3.0
SSW	4.9	S	5.1	S	4.0	SSE	2.0	NNE	1.1	NNE	0.7	NNE	0.6	NNE	1.3	2.4
WNW	3.9	SSW	9.5	SSW	7.1	W	3.1	W	0.7	NNW	0.4	NW	0.6	WNW	0.4	3.1
SSW	10.3	S	9.0	SSW	10.7	SSW	2.9	SSW	3.0	SSW	2.1	SSW	0.6	WSW	0.4	4.7
ESE	2.8	ESE	4.2	ESE	3.9	NE	1.1	NNE	1.6	NNE	2.8	NNE	2.0	NNE	1.0	2.4
SW	10.4	WSW	6.6	SSW	8.4	SSW	3.3	SSW	5.2	SSW	2.0	WNW	3.0	NNW	1.7	4.6
SE	1.2	ESE	2.3	ESE	2.6	NNE	2.3	NNE	2.0	NNE	1.2	NNE	1.0	ENE	0.5	1.6
SSW	8.1	S	8.0	SSW	8.0	W	6.5	WSW	2.1	WSW	1.0	NNE	0.8	NNE	2.3	5.0
SSE	3.9	SE	0.9	ESE	4.2	E	1.1	NNE	1.2	ENE	0.4	NNE	3.3	NNE	0.7	2.3
SW	4.6	SE	0.5	SSW	1.6	SE	2.5	SE	1.6	SSE	0.6	SSW	1.8	SSW	4.2	2.8
WSW	11.1	WSW	7.4	WSW	7.9	SSW	3.3	W	0.4	WNW	0.0	E	12.4	ENE	16.3	4.4
W	5.1	WSW	5.2	SSW	5.1	S	0.9	SSW	0.5	NW	0.7	NW	0.6	NNW	0.3	1.7
SW	1.0	SSE	3.6	ESE	1.3	E	3.0	SE	1.5	ESE	0.6	SE	0.4	SE	1.3	1.7
NW	1.7	NE	2.5	SSE	1.9	SSE	2.6	SE	0.4	SE	0.3	NNW	0.4	NNE	0.6	1.5
SSW	3.5	SW	3.5	S	0.3	SSE	0.7	SSW	0.3	NNE	0.5	NNE	0.4	NE	0.6	1.4
SSE	9.8	S	7.0	S	7.2	SSE	5.5	SSW	4.8	SSW	1.2	S	5.9	S	4.4	4.6
SW	8.5	S	5.9	S	10.7	WSW	3.2	WSW	1.4	WSW	0.4	SSW	0.6	SSW	0.4	4.2
SW	11.7	WSW	4.0	SSW	6.1	SW	1.8	SSW	8.4	WSW	2.3	WSW	0.9	WNW	0.7	4.3
SW	8.9	WSW	7.7	W	3.1	W	6.6	WNW	0.4	SSW	3.3	WSW	3.0	SW	0.9	3.8
W	5.0	SSW	7.0	SSE	5.9	E	11.7	ENE	1.0	E	2.3	ESE	7.8	E	0.7	4.4
WNW	2.5	SSW	6.7	SSW	1.6	WSW	3.1	WNW	1.2	WNW	0.5	NNE	1.6	NNE	0.8	2.2
SSW	12.9	SSW	8.6	WSW	8.3	SW	11.7	SSW	1.4	SW	3.8	SSW	1.7	SSW	2.1	6.4
W	6.2	WNW	5.7	WNW	5.1	WSW	3.6	WSW	2.9	SSW	2.2	SSW	0.8	WSW	4.6	4.4
SW	6.2	W	2.8	SSE	4.0	S	5.2	SW	2.8	WSW	3.0	W	0.8	W	0.9	3.1
7.2		6.6		5.3		4.0		2.8		1.5		1.8		1.6	3.6	

中 華 民 國 二 十 五 年

Rainfall Amount, in che

日 期 (D.)	日 本 日 21-6	Rainfall Amount, in che						
		6-7	7-8	8-9	9-10	10-11	11-12	12-13
1								
2								
3								
4								
5								
6								
7								
8	T							
9								
10								
11								
12			T					
13								
14								
15								
16	0.1	0.1		0.2	0.1	T		
17		T	T	0.5	0.3	T		
18	0.7						0.7	T
19	1.1	1.7	0.5	1.1	1.0	0.9	0.1	T
20	0.1	T	0.1					
21	T	T						
22	T			0.1	0.1			0.2
23	T							
24								
25								
26								
27								
28								
29								
30								
總計 Total	5.0	1.8	0.6	1.9	2.1	0.9	0.8	0.2

十一月逐日雨量

Month of November, 1936								總計 Total	日期 Date
13-14	14-15	15-16	16-17	17-18	18-19	19-20	20-21		
									1
									2
									3
									4
									5
	T								6
								T	7
								T	8
									9
									10
			T	T					11
								T	12
				T					13
								T	14
									15
T								0.5	16
T		T			T			2.1	17
								0.7	18
T		T	T	0.5	0.1		0.4	10.4	19
								0.2	20
									21
								T	22
								0.4	23
								T	24
									25
									26
									27
									28
									29
									30
T	T	T	T	0.5	0.1		0.4	14.3	總計 T

中華民國二十五年十一月逐日

Daily Values of Meteorological Elements in

日 期 Date	氣 壓 pressure 600 mm	溫 度 Temperature (°C)				草 溫 Grass Temp. °C	地 溫 Temp. at the Depth of 10 cm (°C)
		平均 Mean	最高 Max.	最低 Min.	變 差 Range		
1	8.63	19.1	24.3	10.5	13.8	7.9	16.4
2	7.94	18.6	25.0	11.5	13.5	9.8	16.4
3	7.29	19.0	24.8	11.7	13.1	9.5	16.5
4	8.16	18.4	24.5	10.5	14.0	8.0	16.6
5	9.03	17.9	24.5	8.7	15.8	7.0	16.6
6	9.83	17.7	23.7	9.8	15.9	7.3	16.7
7	10.96	15.0	19.2	8.6	10.6	7.2	15.8
8	9.41	11.6	16.7	7.5	9.2	7.5	16.8
9	8.71	14.4	20.3	7.7	12.6	7.1	16.8
10	7.66	15.8	23.3	6.0	17.3	4.5	16.8
11	9.64	13.4	17.4	9.0	8.9	7.1	16.5
12	8.95	16.1	21.3	11.0	10.5	10.3	15.8
13	10.57	8.9	15.3	7.7	7.6	7.2	16.8
14	9.39	16.2	22.3	8.5	13.8	9.0	16.7
15	10.55	11.1	14.6	8.5	6.1	7.8	16.5
16	10.12	9.7	12.0	7.5	4.5	7.5	16.5
17	8.47	13.4	17.3	8.8	5.5	8.2	16.5
18	11.84	10.8	15.2	6.0	9.2	5.2	16.3
19	11.34	8.9	12.0	7.4	4.6	7.2	16.3
20	11.99	10.0	12.2	8.2	4.0	8.2	16.1
21	12.17	11.4	15.3	8.8	6.5	8.4	16.0
22	11.29	11.5	14.6	8.2	6.4	6.7	15.8
23	10.47	12.5	16.5	10.2	6.3	8.9	15.7
24	9.66	13.1	17.0	8.6	8.4	7.0	15.5
25	8.56	14.0	20.0	6.8	13.2	5.3	15.4
26	9.67	12.5	19.7	5.0	14.7	2.9	16.1
27	11.38	12.3	18.9	7.3	11.6	6.7	15.3
28	9.15	13.3	18.9	6.9	12.0	6.2	15.2
29	6.41	12.9	19.6	6.1	13.5	3.8	15.0
30	7.38	13.4	21.0	6.5	14.5	4.5	15.0
月 均 或 平 均 T. or M.	9.56	13.7	18.9	8.3	10.6	10.5	16.2

氣象平均要覽表

the Month of November, 1936.

雲度		Amount of cloud 0-10	風		雨		能見度 Vis. 0-9	蒸發量 Amount of Evap. mm	雜項 Miscell- aneous Informa- tions
絕對 Absolute mm	相對 Relative %		平均速 mean vel. m/s	能多向 Dr. Doms	量 Amt. mm.	時間 Dur. h			
10.72	73.8	1.0	2.0	SSE			6.8	4.7	
10.38	68.2	3.4	5.1	SSW			7.3	4.8	
9.84	61.0	0.7	6.6	SW			8.7	5.0	
9.46	58.7	0.3	5.3	W			7.8	4.7	
9.39	61.0	0.6	5.8	WSW			7.1	5.3	
10.14	67.5	3.2	4.5	W			6.5	5.1	
7.73	76.4	6.3	3.0	NNE			5.6	4.0	
8.22	82.6	5.6	2.4	NNE	T		4.8	2.8	
8.47	73.5	4.2	3.1	SSW			6.3	3.8	
8.76	69.1	0.6	4.7	SSW			6.3	4.1	
8.86	81.4	8.9	2.4	NNE			5.6	3.5	
10.29	77.2	7.4	4.6	SSW			6.9	3.2	
6.94	88.0	10.0	1.6	NNE	T		5.4	2.5	
9.81	78.0	5.8	5.0	SSW			6.6	3.4	
7.97	85.5	10.0	2.3	NNE	T		5.9	1.9	
7.47	88.4	10.0	2.8	E	0.5	3.7	5.3	1.8	
9.69	84.8	8.6	4.1	WSW	2.1	1.5	6.4	1.4	
7.25	77.2	8.4	1.7	NNE	0.7	2.0	7.1	2.1	
7.30	91.1	10.0	1.7	ESE	10.4	9.8	3.8	1.4	
7.92	89.8	10.0	1.5	NNE	0.2	0.5	4.6	1.1	
8.65	86.2	7.1	1.4	NNE	T		5.1	1.3	
8.87	89.2	8.6	4.6	SSE	0.4	1.6	4.9	2.1	
8.91	83.8	6.5	4.2	S	T		6.5	2.5	
8.60	80.2	5.9	4.3	SSW			6.6	2.7	
8.29	70.8	0.5	3.8	WSW			7.0	2.9	
7.30	70.6	3.5	4.4	SSW			5.5	3.3	
7.49	69.6	4.7	2.2	SSW			5.3	3.8	
7.87	71.1	3.8	6.1	SSW			6.3	3.9	
7.19	69.3	4.2	4.4	WSW			5.8	4.4	
7.48	71.9	0.8	3.1	SW			7.7	4.8	
8.58	76.6	5.4	3.6		14.3	10.1	6.2	98.3	

觀測紀錄凡例

(1) 本所設於昆明太華山麓，現定儀器設備中，暫假昆明市代用氣象測費所，開始工作，其位置為東經 $102^{\circ}41'58''$.68；北緯 $25^{\circ}3'21''$.19。氣壓表水銀面高出海平面1922.5公尺。

(2) 逐日觀測紀錄二十四時，用東經 105° 標準時，自六時至二十一時直接觀測十六次，二十二時至翌日五時之相對濕度紀錄，採自自記儀器，餘項皆缺。

(3) 氣壓讀數以公厘為單位，曾經提供緯度訂正，尚未能高度訂正。

(4) 溫度以攝氏刻度為標準，逐日最高最低氣溫，係取自最高及最低溫度表讀得之數，並直接觀測次數內之最高最低。

(5) 絕對濕度由乾球溫度表計算而得，以公厘為單位。

(6) 風向用十六方向；風速則每小時公尺數。

(7) 雲量亦用十六方向，照每日電報中，則併為八方向。

(8) 雲量以天空為其所蔽之度數而表；凡高度自0-2.9併為晴天，3-7.9併為曇天，8以上稱為云天。

(9) 雲量用普通通行之名稱。

(10) 降水是一日內有0.05公厘以上者稱為雨天，不滿0.05公厘，則記以“T”符號。

(11) 能见度以0-9級，用目力測定之。

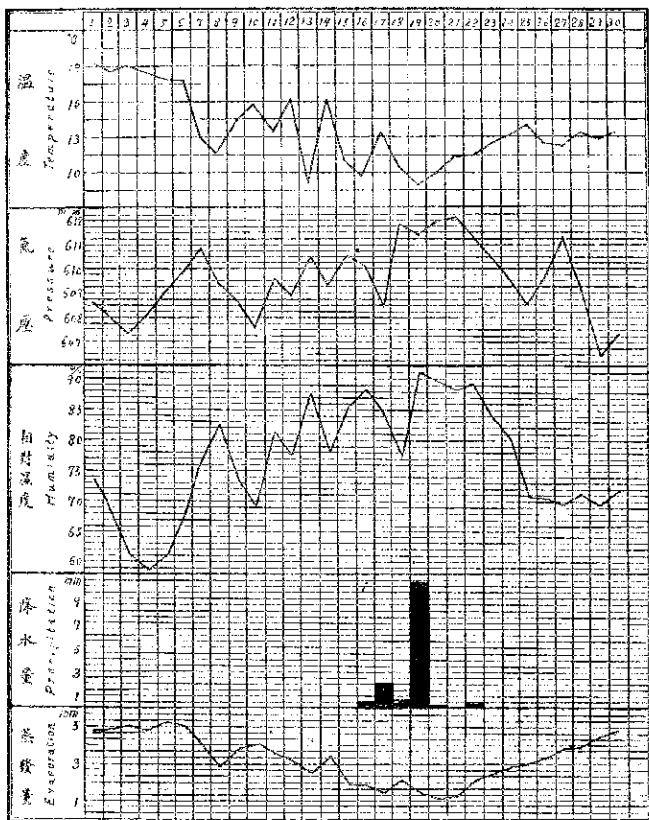
(12) 各種符號，悉依國際規定之通用符號。

能 見 距		級	
等 級	能 見 距	不 能 見	級
0	100公尺	100公尺	1
1	200公尺	200公尺	2
2	500公尺	500公尺	3
3	1公里	1公里	4
4	2公里	2公里	5
5	6公里	6公里	6
6	10公里	10公里	7
7	20公里	20公里	8
8	50公里	50公里	9

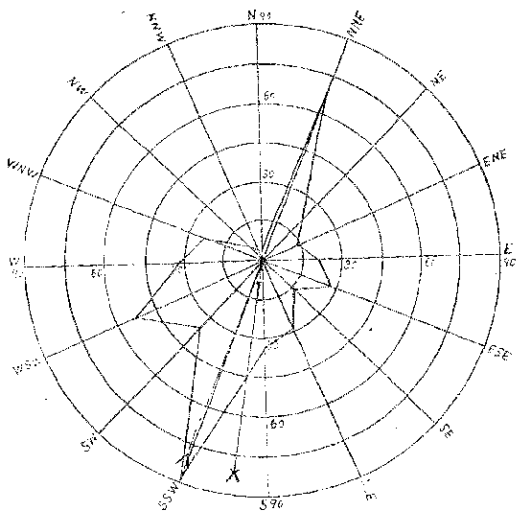
天 氣 符 號	
☉	晴天
☁	陰天
☂	雨天
☃	雪天
☄	霜天
★	霧天
☆	霾天
☇	霪天
☈	露天
☉	雪天
☊	霜天
☋	霧天
☌	霾天
☍	霪天
☎	露天
☏	雪天
☐	霜天
☑	霧天
☒	霾天
☓	霪天
☔	露天
☕	雪天
☖	霜天
☗	霧天
☘	霾天
☙	霪天
☚	露天
☛	雪天
☜	霜天
☝	霧天
☞	霾天
☟	霪天
☠	露天
☡	雪天
☢	霜天
☣	霧天
☤	霾天
☥	霪天
☦	露天
☧	雪天
☨	霜天
☩	霧天
☪	霾天
☫	霪天
☬	露天
☭	雪天
☮	霜天
☯	霧天
☰	霾天
☱	霪天
☲	露天
☳	雪天
☴	霜天
☵	霧天
☶	霾天
☷	霪天
☸	露天
☹	雪天
☺	霜天
☻	霧天
☼	霾天
☽	霪天
☿	露天
♁	雪天
♂	霜天
♃	霧天
♄	霾天
♅	霪天
♆	露天
♇	雪天
♈	霜天
♉	霧天
♊	霾天
♋	霪天
♌	露天
♍	雪天
♎	霜天
♏	霧天
♐	霾天
♑	霪天
♒	露天
♓	雪天
♈	霜天
♉	霧天
♊	霾天
♋	霪天
♌	露天
♍	雪天
♎	霜天
♏	霧天
♐	霾天
♑	霪天
♒	露天
♓	雪天

中華民國二十五年十一月各頃氣象要素逐日變遷圖

March of Different Meteorological Elements in the Month of November, 1936.



中華民國二十五年十一月份風向圖
WIND ROSE FOR NOVEMBER, 1936.



風向次數
Frequency

合成風向
Resultant Direction

方向 Dir.	N	NNW	NE	NNE	E	ESE	SSE	S	SSW	SW	WSW	W	WNW	NW	NNW	V	C
次數 Frequency	4	6	21	14	21	28	16	29	34	48	35	23	24	8	4		1
百分數 %	0.8	1.2	4.4	2.9	4.4	5.8	3.3	6.1	7.1	10.3	7.2	4.6	5.0	1.7	0.8		0.2

立 省 南 雲
所 候 剛 明 昆

氣 象 月 報

第 一 卷 第 七 期

龔 自 知 題



中 華 民 國 二 十 五 年 十 二 月 份

MONTHLY METEOROLOGICAL BULLETIN

OF

METEOROLOGICAL STATION OF YUNNAN PROVINCE,
KUNMING.

December, 1936.

VOL. I, NO. 7.

目次

Table of Contents

本月份天氣概況 *A Summary of Weather Conditions, during the
Month of December, 1936.*

本月份氣象摘要 *Monthly Summary.*

氣壓 *Barometric Pressure.*

溫度 *Air Temperature.*

絕對濕度 *Absolute Humidity.*

相對濕度 *Relative Humidity.*

雲狀與雲高 *Cloud Forms and Direction.*

雲量 *Cloud Amount.*

能見度 *Visibility.*

風向與風速 *Wind Direction and Velocity.*

雨量 *Amount of Rainfall.*

逐日氣象要素表 *Daily Values of Meteorological Elements.*

附圖 *Explanatory Remarks.*

各氣象要素變遷圖 *March of Different Meteorological Elements*

風向圖 *Wind Rose.*

民國二十五年十二月份昆明天氣概況：

一、概況

昆明本月天氣，為全國中等偏北之區！兩者間時，旱災最重，造成勐弄、木里兩縣，俱在20萬畝以上，何如昆明全月雨量僅得0.5公厘之甚，較除除年同月平均數7.7公厘，只淨少之六十五而已，無怪乎西樞、具門、盤山、湖邊、觀音、路南、尋甸、楊伯、蘇、長、彝、納、永。

昆明自十一月二十二日有雨後，接連二十八日，未得雨澤，其間僅上月二十三、本月二十二日，略有雨跡，及二十四日，雲霧天濛；其餘各日天氣，俱極時晏；且由七日至十八日，連續十二日，空靜雲垂，日烈陰晦，各地民憂旱死，春服舞空，滇省旱災之嚴重，實不啻於川、粵也。

昆明本月天氣溫度，較往年同月為暖，全月平均溫度12.6℃，比歷年同月平均數10.3℃，高2.3℃。晨由熱帶氣旋旺盛，西南風力強勁，日漸寒燥，午後氣溫特高；但師、房、高、原、夜、間、地、有、對、甚、急、冷，時生逆風，甚易凝霜，故本月有霜二十二日，茶、花、在、物，均、近、惡、寒、明、慘、凋、零。

據地氣流南下，昆明時常高氣可發現，氣沉沉靜，熱力安定，早晨兼被風掃，水汽上聚，凝為成雲，全月均有低雲至二十九日，經、嚴、實、寒！

月初寒流繼續南下，二日陰雲全開，勢甚盛大，昆明十時氣壓峰最高達613.06m. m.（未飽高度訂正）；五六兩日，低氣壓順峇、英、德、南，昆明連日氣溫最高，俱在20℃以上，六日十時發見白霜，是高空減低之接觸也。

十日低氣壓深達峇、英、德、南，昆明十五時風速最大，每秒至16公尺；十一日低氣壓中心，經、濟、濟、州，循、江、東、進，昆明空靜無雲，關係不著。

十五日外雲去特有一低氣壓南下，又一低氣壓發生於昆明之北，雲、昌、涼、山；十六日其中心移至貴、陽，昆明十五時氣壓極低僅達603.66m. m.西南風力強其間天氣極膠粘。

廿二日雲、湖、新、瀾、南、安、雲、南，昆明八時微有霜降，十三時風力甚烈，每秒至22.8公尺；二十四日赤、河、南、華、島、附近發生暴風，昆明天氣轉寧；二十五、二十六日，高氣壓中心近貴、州、東，昆明天氣仍靜。

二十九日雲、湖、山、外、雲、南、南、下，三十、一日滬、及、川、直，同時極、南、低、氣、發、展，不應值而適移觸雲、海、境、內，故昆明本年初見飛雪，即一日得及水2.5公厘，量雖不豐，當久旱之際，感、門、新、平、春、綠，皆、以、為、幸。

本月自有一次低氣壓中心，經過本省東南及東北邊境，在威、風、龍、州、貴、縣、縣、界、處，橫、掃、老、死、一、百、公、頃、以、上，湖、南、長、沙、共、達、158.7、公、頃、之、多，而、是、明、全、月、僅、得、0.5、公、厘、者，且、因、適、當、低、氣、壓、區，熱、帶、氣、流、甚、強，影、响、地、極、廣、故、也。

中華民國二十五年十二月氣象綱要

Monthly Summary for December, 1936.

氣壓 Air Pressure

極端最高	Extreme maximum	613.05mm	在 2 日 10 時	on 2nd 10h
極端最低	Extreme minimum	603.66mm	在 16 日 15 時	on 16th 15h
本年 Mean	Present	607.54mm		
往年 Past	Past	606.81mm		

氣溫 Air Temperature

極端最高	Extreme maximum	20.3°C	在 5 日 13 時	on 5th 13h
極端最低	Extreme minimum	-2.3°C	在 31 日 21 時	on 31th 21h
最高平均	Mean maximum	19.0°C		
最低平均	Mean minimum	5.2°C		
本年 Mean	Present	12.6°C		
往年 Past	Past	10.3°C		

風 Wind

最大風速	Maximum velocity	22.8m/s	在 22 日 13 時	on 22 th 13h
合眾風向	Resultant direction	S 51° 13' W		

降水量 Precipitation

雨量	Rainfall	0.5mm		
一日最多雨量	Greatest in 24 hours	0.5mm	在 31 日	on 31 th
標準雨量	Normal Rain	7.7mm		

雜記 Miscellaneous Informations

晴天日數	Clear days	17
曇天日數	Fairly cloudy days	12
陰天日數	Cloudy days	1
雨天日數	Rainy days	1
有吹雪日數	Days with drifting snow	1
有霧日數	Days with mist	1
有露日數	Days with dew	8
有霜日數	Days with hoar frost	22
有霧日數	Days with haze	1
有大風日數	Days with gale	5
有日食日數	Days with solar halo	1

中 華 民 國 二 十 五 年

Barometric pressure of every day, in

H D.	Barometric pressure of every day, in											
	1	2	3	4	5	6	7	8	9	10	11	12
1	9.0	8.9	8.5	8.5	8.5	8.86	9.26	9.66	10.16	10.26	9.96	9.46
2	10.8	10.8	10.5	10.8	10.5	11.70	12.16	12.56	12.86	13.06	12.46	12.06
3	10.5	10.5	10.4	10.5	10.5	10.56	10.96	11.06	11.26	11.36	10.86	10.26
4	7.8	7.5	7.4	7.5	7.2	7.36	7.56	7.76	7.96	7.76	7.46	6.76
5	6.8	6.5	6.5	6.5	6.3	6.36	6.56	6.86	7.26	7.46	6.96	6.56
6	8.6	8.5	8.5	8.3	8.3	8.26	8.56	9.36	9.66	9.66	8.96	8.06
7	8.2	8.2	8.1	8.0	8.0	8.66	9.16	9.66	10.16	10.26	10.06	9.36
8	9.3	9.0	9.0	9.0	8.8	9.26	9.56	9.76	10.26	10.36	9.76	9.56
9	9.1	9.0	8.7	8.5	8.4	9.26	9.66	9.66	10.36	10.16	9.76	8.96
10	8.0	7.5	7.5	7.6	7.5	7.66	8.16	8.56	9.51	8.76	8.36	7.66
11	6.5	6.5	6.4	6.4	6.4	6.96	7.26	7.86	8.36	8.26	7.86	7.36
12	8.1	8.0	7.9	7.7	7.8	8.36	8.76	9.36	9.76	9.96	9.66	9.06
13	11.0	10.5	10.5	10.5	10.9	11.06	11.26	11.36	12.16	12.16	11.76	10.76
14	10.2	10.1	10.1	10.0	9.9	10.06	10.36	10.66	10.76	10.36	10.06	9.36
15	7.3	7.0	6.7	6.5	6.5	6.56	6.86	7.16	7.36	7.36	6.86	5.96
16	5.4	5.4	5.5	5.1	5.1	5.56	5.76	6.16	6.40	6.66	6.26	5.56
17	6.2	6.6	6.6	5.9	5.9	6.40	6.86	7.36	7.91	8.01	7.66	7.16
18	8.0	7.7	7.5	7.4	7.4	7.96	8.16	8.56	9.16	8.96	8.56	7.96
19	6.1	6.6	7.3	7.8	7.5	8.26	8.46	8.66	9.16	9.26	8.86	8.16
20	8.5	8.0	8.0	7.9	8.0	8.36	8.76	9.06	9.06	9.06	8.66	7.76
21	6.9	6.8	6.5	6.5	6.5	6.76	6.86	7.06	7.36	7.40	6.76	5.96
22	5.8	5.7	5.5	5.1	5.5	5.76	6.16	6.66	7.00	7.16	6.66	6.06
23	6.1	6.1	6.0	6.0	6.0	6.36	6.66	6.96	7.40	7.66	7.26	6.66
24	7.1	7.6	7.6	7.0	7.0	7.26	7.56	8.16	8.56	8.56	8.16	7.46
25	8.1	8.0	8.0	7.9	7.6	8.16	8.56	8.86	9.26	9.26	8.76	7.66
26	6.9	6.5	6.9	6.8	6.8	7.36	7.66	8.36	8.96	9.26	8.76	7.66
27	7.0	6.6	6.5	6.1	5.8	6.36	6.66	6.86	6.96	6.86	6.40	5.66
28	5.1	5.0	4.4	4.8	5.5	5.16	5.56	6.06	6.36	6.66	6.16	5.36
29	6.0	6.0	5.9	5.6	5.6	5.66	6.06	6.36	7.36	7.36	6.86	6.06
30	7.3	7.3	7.3	7.3	7.3	6.96	7.36	7.66	8.06	7.66	7.16	6.96
31	6.5	6.6	6.6	6.5	6.9	7.56	7.86	8.66	9.46	9.26	9.16	8.76
Mean	7.8	7.6	7.5	7.4	7.4	7.77	8.10	8.51	8.92	8.93	8.49	7.78

十二月逐口氣壓 (600^m以上)

the Month of December, 1936. (600^m以上)

13	14	15	16	17	18	19	20	21	22	23	24	平均 Mean
8.66	8.16	7.90	7.86	8.26	8.76	9.66	9.66	10.46	10.7	10.8	10.8	9.34
11.16	10.46	10.06	10.06	9.96	10.06	10.16	10.76	10.86	10.9	11.0	10.9	11.15
8.46	8.06	7.66	7.46	7.36	7.46	7.66	7.96	8.06	8.1	8.1	8.0	9.28
5.86	5.06	4.86	6.06	5.06	5.36	5.86	5.96	6.36	6.9	6.9	6.8	6.69
6.46	7.96	8.66	5.76	7.06	6.66	7.16	7.56	8.06	8.5	8.6	8.6	6.87
7.46	6.96	6.76	7.06	7.26	7.56	7.76	8.16	8.36	8.3	8.3	8.2	8.19
8.46	8.06	7.36	7.56	7.96	8.36	8.86	9.36	9.66	9.6	9.6	9.5	8.84
8.46	7.96	7.56	7.86	8.06	8.66	9.16	9.66	9.86	9.8	9.8	9.8	9.13
7.96	7.36	6.76	6.96	5.96	7.26	7.56	7.96	8.26	8.3	8.2	8.0	8.47
6.66	5.86	5.46	5.36	5.76	6.06	6.36	6.76	7.06	7.0	7.0	6.7	7.19
6.36	6.16	5.96	5.96	6.26	6.76	7.36	7.86	8.16	8.4	8.3	8.2	7.17
8.36	7.96	7.86	7.96	8.46	8.76	9.36	9.76	10.56	11.0	11.0	11.0	9.02
10.06	9.16	8.96	8.86	9.26	9.66	9.76	10.76	10.66	10.4	10.4	10.3	10.54
8.36	7.36	6.76	6.46	6.86	6.76	7.06	7.36	7.56	8.3	8.4	8.4	8.86
5.06	4.16	4.36	4.46	4.66	4.76	5.06	5.56	5.86	5.4	5.4	5.4	5.91
4.76	4.16	3.66	3.96	4.26	4.76	5.36	5.86	6.46	6.2	6.3	6.2	5.44
6.46	5.86	5.56	5.56	6.06	6.36	6.96	7.56	7.96	8.0	8.0	8.0	6.83
7.26	6.76	6.56	6.56	6.76	7.26	7.56	7.86	8.16	8.1	8.1	8.0	7.77
7.26	6.86	6.76	6.76	7.06	7.36	7.86	7.96	8.26	8.4	8.4	8.3	7.99
6.96	6.36	5.86	5.66	5.86	6.26	6.86	6.86	7.06	6.9	6.9	6.9	7.48
4.96	4.66	4.46	4.36	4.46	4.76	4.76	5.26	5.36	5.8	5.8	5.8	5.91
5.06	4.76	4.76	4.96	5.26	5.26	5.46	5.96	5.96	6.1	6.1	6.1	5.78
5.66	5.26	5.06	4.86	5.06	5.36	5.76	6.16	6.16	6.8	7.0	7.0	6.22
6.36	6.16	5.76	5.66	5.86	6.26	6.56	7.26	7.56	8.0	8.1	8.1	7.20
6.86	6.36	5.96	5.66	5.76	5.76	6.06	6.36	6.46	6.8	6.9	7.0	7.34
7.16	6.66	6.46	6.76	7.06	7.46	7.56	7.76	7.86	7.5	7.5	7.3	7.48
4.36	4.26	3.96	4.06	4.06	4.36	4.16	4.86	5.26	5.2	5.2	5.1	5.54
4.36	4.26	4.16	4.16	4.46	4.46	4.86	5.26	5.46	4.9	5.0	5.0	5.14
5.46	5.16	5.06	5.06	5.16	5.46	6.16	6.26	6.56	7.4	7.4	7.4	7.16
5.06	4.56	4.36	4.56	4.76	5.26	5.56	5.96	6.16	6.0	6.4	6.5	6.36
8.26	8.36	8.16	8.26	8.36	8.86	9.56	9.96	10.06	10.3	10.5	10.6	8.53
6.96	6.44	6.13	6.21	6.40	6.72	7.10	7.50	7.76	7.9	7.9	7.9	7.54

中華民國二十五年十

Air Temperature of every day, in

時日 H.D.	6	7	8	9	10	11	12	13
1	6.7	6.5	7.3	11.0	14.5	15.2	16.8	17.7
2	7.7	8.2	8.9	10.5	12.9	15.5	17.0	17.2
3	8.4	8.5	9.6	10.8	12.7	13.7	14.4	16.0
4	6.5	6.7	8.5	11.6	14.7	15.1	16.8	17.8
5	6.0	6.3	7.3	11.3	14.5	16.3	18.0	18.3
6	7.5	7.3	9.2	12.2	13.7	15.3	17.5	18.8
7	7.1	7.2	8.4	12.7	16.2	17.3	18.6	19.2
8	5.4	5.5	5.5	11.5	13.0	15.7	17.2	18.3
9	4.9	4.9	5.7	12.0	13.5	15.7	16.8	18.0
10	5.6	5.6	7.0	10.2	13.3	15.2	16.5	17.5
11	6.2	6.8	7.8	11.5	15.8	17.4	18.5	18.7
12	3.4	3.3	4.7	8.3	14.2	15.3	17.0	17.5
13	4.1	3.8	6.3	10.7	15.3	15.8	16.6	17.5
14	3.9	3.9	4.6	8.4	13.8	15.2	15.1	17.2
15	6.4	6.3	7.3	11.9	15.2	15.3	16.7	18.0
16	7.3	7.0	7.5	11.7	14.9	15.8	17.1	15.6
17	5.3	5.3	6.5	10.3	15.0	15.8	16.7	18.6
18	6.2	5.8	7.1	11.5	15.2	16.6	17.4	18.8
19	5.3	5.8	6.3	10.4	15.6	16.7	16.9	18.7
20	4.8	4.6	5.2	8.1	14.4	16.0	16.7	17.7
21	5.6	5.8	7.0	9.8	13.8	15.5	16.5	17.2
22	7.7	8.2	8.2	10.5	15.2	15.7	16.8	17.6
23	7.2	7.5	8.8	12.2	15.4	16.7	16.2	17.8
24	6.5	6.8	6.7	9.8	13.7	14.7	15.6	16.8
25	5.7	5.3	6.3	10.3	15.4	15.8	16.3	17.9
26	5.2	5.2	6.2	9.9	12.8	14.7	16.7	17.4
27	5.0	5.0	6.5	9.7	12.0	13.7	14.6	15.3
28	5.7	5.2	6.7	10.6	13.5	14.3	15.4	15.8
29	8.1	8.1	9.2	14.3	13.8	13.2	13.2	16.0
30	5.8	5.7	6.8	11.5	14.4	14.4	15.5	17.2
31	4.7	3.9	4.0	4.3	4.2	4.7	4.6	4.5
平均 Mean	6.0	6.0	7.0	10.6	14.0	15.1	16.1	17.1

十二月逐日氣溫 (°C)

the Month of December, 1936. (°C)

14	15	16	17	18	19	20	21	平均 Mean
18.0	17.8	17.0	15.8	14.0	12.7	11.4	10.7	13.3
15.9	15.7	14.8	14.5	13.7	12.3	11.0	10.2	12.9
17.0	16.5	15.8	14.8	13.3	12.3	11.5	11.0	12.9
18.3	17.8	16.8	15.3	14.0	12.6	12.1	11.5	13.5
18.1	17.5	16.7	15.5	14.1	12.5	12.1	10.5	13.4
18.8	17.5	16.5	15.7	14.0	12.8	11.8	11.2	13.7
19.8	18.3	16.5	15.5	13.5	12.7	12.0	11.2	14.1
18.3	17.8	16.5	15.4	13.9	12.8	12.0	11.4	13.1
18.4	18.0	16.8	15.7	14.0	12.7	11.7	10.4	13.2
17.3	17.3	16.3	14.8	12.8	11.3	10.8	9.8	12.6
18.2	17.7	16.0	14.4	12.9	11.7	10.3	9.7	13.4
18.1	17.8	17.0	15.3	13.0	11.7	10.5	9.2	12.3
16.8	16.0	15.5	14.3	12.4	11.6	10.9	9.6	12.3
17.5	17.4	16.8	15.2	13.4	12.0	11.0	9.2	12.2
17.3	17.6	17.0	15.5	13.8	13.3	12.5	11.3	13.5
18.2	17.5	16.7	15.2	13.4	12.2	11.3	10.6	13.3
18.4	18.3	17.6	16.2	14.3	13.3	12.8	11.0	13.5
18.7	18.7	17.2	16.0	13.7	12.4	12.2	11.7	13.7
18.7	18.5	16.7	15.0	13.3	12.3	11.4	10.6	13.3
18.2	17.7	16.0	15.3	13.3	12.0	11.4	10.4	12.6
16.7	16.7	15.2	14.5	13.3	12.3	11.4	11.3	12.7
17.3	16.7	16.0	14.7	13.7	12.9	12.3	11.4	13.4
18.2	18.1	16.8	15.4	13.9	12.9	12.1	11.3	13.8
16.8	16.7	15.8	14.7	13.2	12.3	10.8	10.4	12.6
17.9	17.5	16.5	15.0	13.5	12.7	11.7	11.0	13.0
17.8	15.4	11.8	10.8	7.7	6.0	5.7	4.7	10.4
15.3	15.2	14.3	13.3	12.2	11.4	10.7	10.3	11.5
16.3	15.0	14.4	13.4	12.4	11.4	10.8	9.7	11.9
16.7	16.0	15.1	13.9	12.5	11.5	9.8	9.5	12.6
17.3	16.6	15.5	14.7	12.6	11.9	11.0	10.2	12.6
4.5	5.2	5.4	4.8	4.0	3.8	3.2	2.9	4.3
17.3	16.7	15.7	14.5	12.9	11.8	10.9	10.2	12.6

中華民國二十五年十月

Absolute Humidity of every day.

日 H.D.	6	7	8	9	10	11	12	13
1	5.98	5.98	6.25	7.40	7.62	8.43	8.96	8.44
2	6.57	6.77	7.10	7.67	8.02	9.02	8.96	8.68
3	6.54	6.77	7.32	7.91	8.26	8.52	9.00	8.19
4	5.98	5.98	7.10	7.68	8.05	8.43	8.68	8.44
5	5.81	5.81	6.25	7.40	7.76	8.19	8.15	7.44
6	6.25	6.25	6.54	7.11	7.76	7.19	7.67	7.91
7	6.02	5.70	6.25	6.87	7.34	7.67	8.15	7.91
8	5.09	5.08	5.36	6.80	7.76	7.75	8.26	8.44
9	5.09	5.36	5.09	7.68	7.99	7.75	7.67	7.73
10	5.52	5.52	5.98	7.09	7.50	7.19	6.42	6.46
11	5.00	5.02	4.94	6.00	7.10	6.99	7.14	7.14
12	4.54	4.54	4.65	6.02	7.50	7.47	7.38	8.15
13	4.94	4.68	5.81	6.83	8.05	8.19	6.99	7.38
14	4.94	5.08	5.36	6.57	6.28	8.43	8.49	8.26
15	5.98	5.98	6.25	7.68	8.28	7.75	8.26	8.15
16	6.02	6.02	6.02	6.28	6.98	7.19	7.38	7.14
17	5.09	5.06	5.54	7.16	7.62	7.91	7.73	8.52
18	5.81	5.52	6.25	7.40	7.99	7.52	6.99	7.20
19	5.09	5.29	5.54	7.40	8.56	8.19	7.91	6.92
20	5.09	4.65	4.85	6.25	8.95	8.71	7.67	7.14
21	4.95	4.72	5.46	6.89	7.34	7.47	7.67	7.38
22	5.73	6.25	6.25	6.88	7.99	7.75	7.67	7.14
23	5.46	5.73	6.02	6.59	8.04	7.47	6.95	7.38
24	5.29	5.54	5.54	6.59	7.21	7.10	6.95	7.38
25	5.29	5.09	5.81	7.40	7.21	8.04	7.91	7.73
26	5.09	5.09	5.54	7.09	8.38	8.32	8.68	8.77
27	5.09	5.06	5.54	7.09	8.26	8.52	9.00	8.19
28	5.81	5.52	6.25	7.68	7.50	8.36	8.96	7.91
29	6.25	6.06	6.31	7.21	7.62	7.62	7.62	7.73
30	5.52	5.81	6.25	7.68	9.08	9.24	9.81	10.41
31	5.36	4.94	4.94	5.08	4.94	5.08	4.94	4.94
平均 Mean	5.52	5.52	5.88	7.01	7.68	7.85	7.87	7.78

二月逐日絕對濕度 (mm)

in the Month of December, 1936. (mm)

14	15	16	17	18	19	20	21	平均 Mean
7.73	9.06	8.96	8.19	7.99	7.22	6.87	6.88	7.62
7.67	7.91	7.47	7.70	7.99	6.99	6.87	6.57	7.62
8.68	8.36	8.19	7.47	7.34	7.50	6.87	7.11	7.73
7.62	7.14	7.67	6.95	7.34	7.22	7.21	7.11	7.41
7.44	7.39	7.24	7.75	7.62	7.21	6.87	6.59	7.18
7.91	7.14	6.66	6.54	6.69	6.71	6.59	6.59	6.97
8.23	7.62	6.70	6.66	6.18	6.71	6.29	6.28	6.93
7.14	7.38	7.24	7.19	6.69	6.71	6.59	6.87	6.90
7.91	7.14	6.70	6.54	6.69	6.71	6.59	6.57	6.83
6.85	6.13	5.35	6.18	5.83	5.76	6.60	5.73	6.22
6.18	6.46	6.29	6.69	6.71	6.35	6.07	5.73	6.24
6.85	6.85	6.70	6.54	5.83	5.83	5.78	5.21	6.24
7.38	7.24	6.95	7.10	6.35	6.35	6.28	6.31	6.68
7.67	7.38	7.98	7.52	6.98	6.99	6.59	6.57	6.94
7.73	7.44	6.70	6.95	7.10	7.62	7.50	7.11	7.28
7.14	7.14	6.99	6.54	6.98	6.59	6.59	6.28	6.71
7.91	7.20	6.46	6.70	6.18	6.69	6.99	6.39	6.84
7.44	7.44	6.99	6.95	6.69	6.35	6.59	6.87	6.88
6.62	6.85	6.42	6.54	6.46	6.06	5.76	6.28	6.62
5.90	6.46	6.00	6.18	6.47	6.07	6.59	6.57	6.43
6.99	6.66	6.95	6.82	6.47	6.71	6.35	7.11	6.61
6.85	6.70	7.24	6.82	6.69	6.71	6.99	6.87	6.91
7.14	6.70	6.42	6.54	6.46	6.69	6.35	6.35	6.66
6.99	6.99	6.95	6.82	6.69	6.99	6.59	6.57	6.64
6.18	6.70	6.99	6.54	6.46	6.47	6.35	6.87	6.69
8.15	5.66	5.83	6.00	4.73	4.57	4.56	4.42	6.31
7.91	7.75	7.70	7.99	7.50	7.50	7.39	7.58	7.39
7.67	7.19	7.47	7.34	7.22	6.87	6.88	6.89	7.21
8.26	7.98	8.19	7.70	7.22	6.87	6.57	6.60	7.25
10.89	10.65	9.72	9.52	8.52	8.98	7.73	7.68	8.56
5.09	5.36	5.52	5.36	4.94	4.94	4.54	4.30	5.02
7.43	7.42	7.05	6.98	6.74	6.66	6.52	6.49	6.89

中華民國二十五年十一月

Relative Humidity of every day,

H. D.	1	2	3	4	5	6	7	8	9	10	11	12
1	79.0	79.4	79.9	81.2	81.4	82.4	82.5	83.1	80.5	66.5	62.8	62.2
2	78.0	78.3	81.4	82.0	85.2	84.2	83.0	82.6	81.8	75.5	66.0	59.8
3	76.5	77.4	78.3	79.0	80.0	82.6	82.6	82.6	82.5	79.1	73.0	64.8
4	79.0	80.2	82.3	82.5	83.0	86.6	87.2	85.2	89.0	67.0	60.0	57.5
5	77.0	79.7	80.0	87.5	87.7	85.0	86.0	85.6	71.0	38.5	57.7	57.0
6	68.7	70.2	72.4	75.0	77.5	82.2	82.0	81.6	74.8	28.5	58.2	54.8
7	75.5	76.2	77.5	81.8	82.0	80.0	80.6	77.2	66.5	52.5	46.5	42.1
8	72.4	73.0	77.5	78.0	80.5	82.2	83.6	83.0	77.5	70.0	61.0	54.2
9	71.5	73.0	75.3	77.5	78.0	80.0	82.5	81.0	81.6	69.2	57.8	48.0
10	72.0	73.0	76.0	77.6	79.2	81.8	82.5	83.6	80.0	69.7	52.5	43.2
11	66.0	69.7	69.5	70.0	70.5	67.5	65.0	63.5	59.4	50.2	42.5	38.6
12	70.0	74.0	75.0	76.5	80.2	82.5	82.7	82.5	79.0	68.2	60.4	53.8
13	71.0	72.0	80.0	80.2	82.5	84.5	85.6	86.6	82.5	75.2	65.0	58.5
14	77.7	80.0	82.0	83.0	85.0	86.0	85.6	86.6	84.8	75.5	52.2	57.7
15	77.5	78.0	80.0	80.2	80.7	82.6	85.0	85.5	82.5	72.0	64.7	57.5
16	75.7	78.0	80.0	80.2	80.5	81.0	82.2	82.5	73.0	62.6	51.3	45.6
17	70.8	73.2	74.0	75.4	77.5	79.5	81.1	81.1	82.6	67.0	55.3	47.6
18	77.0	77.5	78.2	80.1	82.5	82.5	84.5	84.5	77.8	67.4	52.8	45.2
19	64.8	64.6	65.5	66.0	69.2	69.6	72.5	72.5	73.0	60.2	50.3	50.5
20	62.5	63.2	66.3	68.0	70.0	72.0	73.8	74.8	65.2	65.0	54.2	47.4
21	62.7	66.0	67.5	69.2	70.0	72.5	75.2	77.4	76.7	64.2	55.0	50.3
22	64.8	67.0	67.5	69.0	69.8	70.6	72.5	74.1	75.6	63.4	57.5	49.5
23	63.2	68.0	68.0	68.0	70.3	72.2	72.7	72.5	71.5	61.5	53.2	50.0
24	65.0	67.5	69.0	70.0	71.0	72.0	74.8	75.0	72.5	78.0	56.0	52.5
25	72.0	72.7	74.0	73.5	77.0	77.5	80.0	81.2	80.5	70.2	62.0	56.4
26	70.2	71.0	73.4	74.2	76.5	79.0	81.5	81.6	80.0	72.5	60.3	50.2
27	77.0	77.2	77.3	77.3	77.5	77.5	79.4	79.0	78.0	75.2	70.6	72.3
28	80.2	81.0	81.0	82.2	82.3	82.5	81.0	82.3	80.1	69.2	57.5	43.8
29	67.0	67.2	67.4	67.5	69.5	70.2	71.0	70.6	60.6	53.0	54.9	52.3
30	67.1	69.7	72.0	73.0	75.0	76.5	79.8	80.6	77.7	71.0	66.7	57.4
31	74.7	75.3	77.0	77.0	75.5	75.0	77.4	75.2	79.5	79.9	76.0	76.7
45 W. mean	71.9	73.5	75.0	76.3	77.7	78.7	79.8	79.7	76.6	67.7	58.5	53.5

二月逐日相對濕度 (%)

to the Month of December, 1936. (%)

13	14	15	16	17	18	19	20	21	22	23	24	平均
61.0	69.0	59.0	59.2	57.8	60.2	62.6	68.0	72.4	73.2	76.8	78.0	71.5
57.7	57.7	58.0	58.8	62.2	64.7	65.5	68.8	70.4	72.0	74.8	75.5	71.8
57.7	57.5	57.5	57.5	57.7	62.3	66.2	70.2	72.5	74.0	75.0	77.6	71.5
57.2	57.1	57.0	57.0	57.2	57.5	61.5	67.5	70.5	71.0	74.2	75.5	70.5
55.0	55.1	55.1	55.0	55.1	56.0	58.6	62.4	62.4	63.0	65.5	67.5	67.7
48.0	48.0	48.0	47.8	48.0	50.2	57.0	59.1	65.0	66.0	70.0	78.7	64.8
39.8	39.0	39.0	40.2	42.2	44.7	52.0	56.5	60.2	62.7	66.2	69.7	60.4
45.1	42.1	41.5	41.8	43.0	49.0	52.1	55.5	60.6	63.6	65.2	67.8	63.4
41.3	38.0	38.0	38.0	40.5	46.5	52.5	55.2	62.4	64.0	67.1	70.0	62.0
38.0	37.2	35.0	35.0	37.3	39.0	46.5	49.6	55.3	63.1	63.0	63.0	59.7
35.4	34.3	35.0	35.0	39.0	42.0	49.5	53.7	57.5	61.8	64.0	67.6	54.5
50.8	49.5	39.8	40.0	40.3	43.0	50.2	52.4	60.6	62.0	65.4	70.0	62.5
48.7	49.0	47.2	48.0	50.0	56.3	60.5	64.8	70.0	72.4	73.1	67.0	67.1
57.0	50.5	49.4	62.0	62.8	57.8	62.0	63.5	67.8	70.1	72.2	75.0	70.2
52.8	52.0	50.3	50.7	52.5	57.5	60.2	64.7	69.0	70.5	72.0	75.0	68.5
42.8	42.8	42.6	43.0	46.3	49.6	54.8	57.2	64.5	67.0	67.5	70.0	63.4
46.2	43.3	42.3	41.2	42.8	45.5	54.0	57.5	64.5	66.0	69.5	75.0	63.0
38.0	35.7	36.0	37.5	39.5	42.5	47.5	50.0	52.2	55.0	57.5	60.2	60.1
35.4	35.1	33.5	35.6	39.5	40.3	42.5	47.5	51.2	52.8	57.5	60.0	54.4
38.2	36.2	35.5	37.5	40.8	46.2	50.5	52.5	54.0	57.0	59.2	62.0	56.8
47.8	46.0	45.0	47.7	50.8	53.7	55.5	58.0	58.7	59.5	60.2	62.2	60.5
46.4	46.5	47.5	47.8	51.2	53.5	56.4	58.5	62.5	63.5	67.5	68.0	61.5
44.8	42.3	42.5	42.8	46.7	50.0	52.5	54.8	57.5	60.0	62.9	65.0	59.1
48.0	47.7	47.5	47.5	49.7	52.5	59.9	60.1	62.6	65.0	67.5	70.0	62.6
41.7	34.0	35.6	37.2	40.1	43.8	55.5	60.7	62.6	64.0	65.5	67.6	62.1
47.3	43.0	52.8	57.5	61.3	65.5	72.5	74.8	76.0	77.2	77.4	77.2	68.5
59.8	59.0	59.0	62.3	67.2	70.0	72.2	75.6	77.5	77.8	78.2	80.0	73.1
42.0	49.0	41.0	42.7	47.2	50.0	55.0	58.6	60.4	61.2	63.0	65.0	63.6
46.5	40.5	40.5	42.0	44.6	47.8	50.1	51.8	57.5	60.0	62.5	65.0	57.0
43.0	38.0	38.8	37.5	39.8	43.2	47.0	49.8	53.8	57.5	67.8	70.3	60.5
80.3	77.4	76.2	76.5	79.0	79.5	79.0	81.0	82.2	82.4	82.5	82.2	78.2
48.2	46.1	46.0	47.2	49.4	52.3	56.8	60.0	63.6	65.7	68.1	70.2	64.5

中華民國二十五年

Form and Direction of Clouds of each day.

日 D.	時 H.	6		7		8		9		10		11	
		狀 For.	向 Dir.	狀 For.	向 Dir.	狀 For.	向 Dir.	狀 For.	向 Dir.	狀 For.	向 Dir.	狀 For.	向 Dir.
1		SK	W	SK	W	SK	W	K	W	K	W	K	W
2		S	SE	S	SE	SK	E	SK	E	SK	E	SK	E
3		S		SK	SW	SK	SW	SK	SW	SK	SW	SK	SW
4		S	SW	S	SW	FS	SW	FS	SW	FK	SW	FK	SW
5		C	SW	CS	SW	CS	SW	CS	SW	CS	SW	CS	SW
6		C	SW	C	SW	AK	SW	AK	SW	CS	WSW	CS	SW
7		CS	SW	CS	SW	SK	SW	SK	SW	SK	W	CS	SW
8		S		S									
9		S		S		CK		C	SW	CK		CK	
10													
11													
12								S	SW	SK	SW	K	SW
13										S		FK	
14						SK		SK	WSW	SK	WSW	SK	WSW
15		S		S									
16						S				K		K	
17						S				FS	W	SK	W
18		S		S		S						CS	W
19		S		S		AK		AK	W	AK	W	AK	W
20		S		S		S		S		CK			
21		S		S		S		SK		SK	WSW	SK	WSW
22		S		S		W	W	SK	W	SK	W	SK	W
23		S	W	S	W	SK	W	K	WSW	SK	W	SK	W
24		CS	SW	CS	SW	CS	SW	CS	SW	CS	WSW	CS	WSW
25		S	W	S	W	S	W	SK	W	SK	W	SK	W
26		S		S		S	W	S	S	SK	S	SK	W
27		S	W	S	W	S	SW	S	SK	SK	SW	SK	SW
28		S	W	SK	SW	SK	W	SK	SK	SK	W	SK	W
29		SK	W	SK	W	SK	W	SK	SK	SK	W	SK	W
30		S	WSW	S	WSW	S	W	SK	W	SK	W	SK	WSW
31		N	E	N	ESE	N	E	N	SE	N	E	N	E

十二月逐日及雲狀雲向

in the Month of December, 1935.

12		13		14		15		16		17		日期 Date
狀 For.	向 Dir.	狀 For.	向 Dir.	狀 For.	向 Dir.	狀 For.	向 Dir.	狀 For.	向 Dir.	狀 For.	向 Dir.	
FK		FK		FK		FK		FK		CS		1
SE	S	SK	SW	SK	SW	SK	SW	SK	SW	SK	SW	2
SE	SW	SK	SW	SK	SW	SK	SW	CS	SW	CS	SW	3
FK		FK		FK		FK		CS		CS		4
CS	W	CS	SW	CS	SW	CS	SW	CS	SW	CS	SW	5
CK	SW	CK	SW	CK	SW	CK	SW	CS	SSW	CS		6
CS		CS	W	C		C	W	CS		CS		7
		FK										8
CK		FK		FK		FK		FK		FK		9
												10
												11
FK	SW	FK	SW	K	SW	K	SW	K		K		12
FK												13
K	WSW	K	WSW	K	WSW	K	WSW	K	WSW	K	WSW	14
												15
SE	SW	K	W	FK	W	K	W	K	W	FK		16
SK	W	FK	W	W		W		FK	C	W	W	17
CS		CS	W	CS	W	CS	W	CS	W	CS	W	18
AK	W	CS	W	CS	W	CS	W	CS	W	CS	W	19
SK		K						K		K		20
SK	WSW	F	W	K	W	K	W	K	W	K	W	21
SK	W	SK	W	SK	W	SK	W	SK	W	SK	W	22
K	W	K	W	W		W		W		W		23
CS	WSW	CS	WSW	CS	WSW	CS	WSW	CS	WSW	CS	WSW	24
K		FK		FK		FK	W	FK	W	FK	W	25
												26
K	W	K	W	K	W	FK	SW	FK	SW	SK	SW	27
SK	SW	SK	SW	SK	SW	SK	SW	SK	SW	SK	SW	28
SK	W	SK	W	K	SW	K	SW	SK	W	SK	W	29
SK	W	SK	W	SK	W	SK	W	SK	W	SK	W	30
SK	WSW	SK	WSW	SK	WSW	SK	WSW	SK	WSW	SK	WSW	31
N	P	N	NNE	N	NE	AS	W	AS	WSW	AS	SW	

中華民國二十五年十二月逐日雲量

Cloud Amount of Every day, in the Month of December, 1936.

日 D.	1	2	3	4	5	6	7	8	9	10	11	12	13	14	15	16	17	18	19	20	21	平 均 Mean
1	8.0	3.0	2.0	2.5	5.0	3.0	1.5	0.5	0.2	0.1	0.1	0.5	0.5	0.1	0.5	0.5	0.1	0.0	0.0	0.0	0.0	2.0
2	10.0	10.0	9.5	9.5	10.0	6.7	9.0	9.0	9.0	9.0	8.5	8.5	8.5	8.5	8.5	8.5	8.5	8.5	8.5	8.5	8.5	7.6
3	9.5	9.5	9.0	9.0	9.0	8.0	8.5	7.5	6.0	5.5	6.0	2.0	6.0	0.5	0.5	0.0	0.0	0.0	0.0	0.0	0.0	6.1
4	0.5	0.2	0.2	0.1	0.1	0.1	0.1	0.1	0.0	0.0	0.0	0.0	0.0	0.0	0.0	0.0	0.0	0.0	0.0	0.0	0.0	0.1
5	1.0	1.0	1.2	2.5	7.5	8.0	8.0	8.5	8.0	7.5	7.0	7.0	8.0	7.0	7.0	8.0	7.0	7.0	7.0	7.0	7.0	5.8
6	6.5	7.0	9.0	8.0	9.0	7.0	6.0	7.0	5.0	4.0	4.0	4.0	4.0	4.0	4.0	4.0	4.0	4.0	4.0	4.0	4.0	4.6
7	3.0	4.0	2.0	1.0	1.0	1.0	1.2	1.5	1.0	1.5	1.0	1.5	1.0	1.5	1.0	1.5	1.0	1.5	1.0	1.5	1.0	1.2
8	0.0	0.0	0.0	0.0	0.5	0.0	0.0	0.0	0.0	0.0	0.0	0.0	0.0	0.0	0.0	0.0	0.0	0.0	0.0	0.0	0.0	0.0
9	0.0	0.0	0.0	0.0	0.2	0.0	0.0	0.1	0.0	0.0	0.0	0.0	0.0	0.0	0.0	0.0	0.0	0.0	0.0	0.0	0.0	0.0
10	0.5	0.5	2.2	6.0	4.0	1.5	1.0	0.5	0.2	0.1	0.5	0.2	0.1	0.5	0.1	0.5	0.1	0.5	0.1	0.5	0.1	1.0
11	0.0	0.0	0.0	0.0	0.0	0.0	0.0	0.0	0.0	0.0	0.0	0.0	0.0	0.0	0.0	0.0	0.0	0.0	0.0	0.0	0.0	0.0
12	0.0	0.0	0.0	0.0	0.0	0.0	0.0	0.0	0.0	0.0	0.0	0.0	0.0	0.0	0.0	0.0	0.0	0.0	0.0	0.0	0.0	0.0
13	0.0	0.0	0.0	0.5	1.0	1.5	1.0	1.0	1.0	2.0	2.0	1.5	1.0	0.1	0.0	0.0	0.0	0.0	0.0	0.0	0.0	0.0
14	0.0	0.0	0.0	0.0	0.5	0.2	0.2	0.0	0.0	0.0	0.0	0.0	0.0	0.0	0.0	0.0	0.0	0.0	0.0	0.0	0.0	0.0
15	0.1	0.1	0.5	2.5	5.0	7.0	6.5	5.0	4.0	3.0	2.0	1.5	1.0	0.5	0.0	0.0	0.0	0.0	0.0	0.0	0.0	2.4
16	0.0	0.0	0.1	0.0	1.0	1.0	2.0	2.0	1.0	1.0	0.8	0.1	0.0	0.8	0.1	0.0	0.0	0.0	0.0	0.0	0.0	0.6
17	0.0	0.0	0.0	0.0	0.5	1.0	0.5	0.1	0.0	0.0	0.1	0.0	0.0	0.1	0.0	0.0	0.0	0.0	0.0	0.0	0.0	0.1
18	0.0	0.0	0.5	0.0	0.0	0.1	1.5	2.0	2.0	2.0	3.0	3.0	3.0	3.0	3.0	3.0	3.0	3.0	3.0	3.0	3.0	3.2
19	0.0	0.0	0.5	2.0	2.0	2.0	6.0	7.0	7.0	7.0	7.0	7.0	7.0	7.0	7.0	7.0	7.0	7.0	7.0	7.0	7.0	7.2
20	0.1	1.5	1.3	1.6	0.5	0.0	0.8	0.8	0.2	0.0	0.0	0.2	0.1	0.0	0.1	0.0	0.0	0.0	0.0	0.0	0.0	0.4
21	0.1	0.1	0.3	0.7	2.4	6.0	7.0	7.0	7.0	7.0	7.0	7.0	7.0	7.0	7.0	7.0	7.0	7.0	7.0	7.0	7.0	4.2
22	6.5	6.0	7.5	6.0	7.5	7.5	6.5	5.0	4.0	3.0	3.0	3.0	3.0	3.0	3.0	3.0	3.0	3.0	3.0	3.0	3.0	5.0
23	3.0	7.0	8.0	2.0	5.0	6.5	7.0	6.0	3.8	3.5	3.5	3.5	3.5	3.5	3.5	3.5	3.5	3.5	3.5	3.5	3.5	3.6
24	2.2	9.5	10.0	10.0	10.0	10.0	10.0	10.0	10.0	10.0	10.0	10.0	10.0	10.0	10.0	10.0	10.0	10.0	10.0	10.0	10.0	8.7
25	1.0	1.2	1.2	1.0	1.0	2.0	0.8	0.5	0.2	0.2	0.1	0.1	0.1	0.1	0.1	0.1	0.1	0.1	0.1	0.1	0.1	0.6
26	0.6	1.0	2.3	7.2	8.0	4.0	2.0	0.8	0.5	0.2	0.1	0.3	0.2	0.3	0.2	0.3	0.2	0.3	0.2	0.3	0.2	1.5
27	8.5	7.2	9.7	6.5	8.8	8.6	7.0	7.0	7.8	7.3	6.6	2.2	1.5	1.5	1.5	1.5	1.5	1.5	1.5	1.5	1.5	6.0
28	1.4	1.6	1.5	1.5	1.2	1.5	3.3	4.0	5.5	5.5	5.5	5.5	5.5	5.5	5.5	5.5	5.5	5.5	5.5	5.5	5.5	3.6
29	7.2	7.0	6.8	7.0	8.0	8.0	8.0	8.0	7.0	7.0	6.5	6.0	2.0	0.5	0.5	0.5	0.5	0.5	0.5	0.5	0.5	3.1
30	1.0	1.5	1.1	0.2	3.0	6.8	5.4	7.0	6.0	4.2	3.5	4.0	4.0	4.0	4.0	4.0	4.0	4.0	4.0	4.0	4.0	4.1
31	10.0	9.0	10.0	10.0	10.0	10.0	10.0	10.0	10.0	10.0	10.0	10.0	10.0	10.0	10.0	10.0	10.0	10.0	10.0	10.0	10.0	8.7
平均 Mean	2.6	2.9	3.1	3.1	3.9	4.0	3.8	3.8	3.4	3.4	3.0	2.5	2.5	1.9	1.3	1.8	1.8	1.8	1.8	1.8	1.8	2.9

中華民國二十五年十二月逐日能見度

Visibility of every day, in the Month of December, 1936.

日 No.	7	8	9	10	11	12	13	14	15	16	17	平均 mean
1	3	1	2	8	8	9	9	9	9	9	9	6.9
2	3	2	3	3	3	7	7	7	7	7	7	4.8
3	3	3	2	4	8	9	9	9	9	9	9	6.6
4	1	3	3	3	9	9	9	9	8	8	8	6.4
5	1	2	3	8	9	9	9	9	9	9	9	7.0
6	2	3	3	5	8	9	9	9	8	8	9	6.6
7	2	1	3	6	9	9	9	9	9	8	8	6.8
8	2	2	2	2	7	8	8	9	9	8	8	6.0
9	2	2	2	7	8	9	9	9	9	9	9	6.7
10	2	2	6	7	9	9	9	9	9	9	9	7.3
11	3	2	4	9	9	9	9	9	9	9	8	7.3
12	2	3	2	3	7	7	9	9	9	9	9	6.2
13	2	2	2	3	7	8	8	8	9	8	9	6.0
14	2	2	2	3	6	8	8	8	8	8	9	5.9
15	2	2	3	6	8	8	9	9	9	8	8	6.5
16	2	3	3	6	9	9	9	9	9	9	9	7.1
17	2	1	2	7	9	9	9	9	9	9	9	6.7
18	2	1	3	5	8	9	9	9	9	9	9	6.5
19	2	2	2	5	8	9	9	9	9	9	9	6.8
20	2	1	2	6	7	8	8	8	8	8	9	6.1
21	1	2	7	8	9	9	9	9	9	8	9	7.2
22	7	8	8	8	8	8	9	9	9	9	9	8.1
23	2	4	9	9	9	9	9	9	9	9	9	7.3
24	2	1	2	5	8	9	9	9	9	9	8	6.4
25	3	2	2	5	8	8	9	9	9	9	9	6.6
26	4	1	2	4	7	8	8	9	8	6	6	5.7
27	1	2	2	4	7	8	9	9	9	9	7	6.2
28	2	2	3	3	8	9	9	9	9	9	9	6.5
29	1	2	1	5	8	8	8	9	9	9	9	6.7
30	1	2	2	6	8	8	8	9	9	9	8	6.5
31	5	3	1	4	4	4	5	5	5	6	6	4.7
平均 Mean	2.4	2.1	3.2	5.5	7.7	8.5	8.6	8.7	8.6	8.4	8.3	6.5

中華民國二十五年十月

Wind Direction and Wind Velocity of

時 日	6		7		8		9		10		11		12		13	
	向 Dir.	速 Vel.	向 Dir.	速 Vel.	向 Dir.	速 Vel.	向 Dir.	速 Vel.	向 Dir.	速 Vel.	向 Dir.	速 Vel.	向 Dir.	速 Vel.	向 Dir.	速 Vel.
1	NNE	1.5	N	0.5	N	0.4SSW	3.1	SSW	9.3	SSW	8.4	WSW	11.3	W	0.8	0.8
2	ESE	0.4	ESE	0.5	ESE	0.5ENE	0.5	ESE	0.4	S	5.7	SSW	5.9	SSE	8.2	8.2
3	NNE	0.4	NNE	0.5	NNE	0.5NNE	0.5	SSW	1.7	SSE	3.1	S	9.1	S	10.2	10.2
4	NNW	0.5	SSW	0.4	S	4.2SSW	4.0	SSW	7.9	WSW	9.2	SSW	11.4	SW	8.3	8.3
5	NNW	0.6	WNW	0.5	W	0.3SSW	10.2	SW	12.0	WSW	6.3	WNW	6.8	WSW	15.0	15.0
6	NNW	0.4	W	0.4	WNW	0.5	W	0.7	SSW	7.7	WSW	15.9	SW	89.0	SW	12.4
7	NNW	1.0	WSW	3.2	ESE	0.4	SSE	5.1	WSW	10.7	WSW	10.9	WSW	14.5	W	5.5
8	NNE	0.4	NNE	0.5	NNE	0.3NNE	0.5	WSW	4.9	SW	7.6	SSW	7.0	WSW	13.2	13.2
9	NNE	0.4	NNE	0.4	NNE	0.5	S	0.8	SSW	6.5	SW	12.2	SSW	12.5	WSW	12.4
10	NNE	0.4	NNE	0.5	NE	0.4SSW	4.0	S	3.5	SSW	8.0	SW	11.5	SSW	13.0	13.0
11	SW	4.3	W	6.7	W	0.4SSW	3.9	W	3.5	SSW	6.9	WSW	10.3	WSW	11.9	11.9
12	NNE	0.5	NNE	0.4	NE	0.6	NE	0.5	SSW	5.0	S	7.9	SSE	7.7	S	8.6
13	NE	0.5	NE	0.4	NE	0.8NNE	0.4	SSW	4.8	SW	0.7	SSW	12.8	SSW	12.2	12.2
14	NNE	0.4	NNE	0.5	NNE	1.0NNE	0.5	SW	2.0	S	2.6	S	11.3	S	10.2	10.2
15	SW	2.2	WSW	0.8	W	0.7	WSW	3.9	WSW	8.3	SW	13.0	WSW	16.2	SW	13.2
16	NNW	1.5	W	0.8	SW	2.2	W	8.6	WSW	11.7	WSW	12.6	SSW	12.8	SSW	15.9
17	ENE	0.5	ENE	0.5	SSW	1.4SSW	5.5	WSW	6.6	SSW	8.2	WSW	13.1	WSW	12.3	12.3
18	NNE	0.9	NNE	0.4	SW	1.4	S	3.9	WSW	11.7	WSW	8.9	WSW	12.9	WSW	12.8
19	NNE	2.5	NNE	1.1	SE	2.0SSW	3.4	S	7.3	SSW	9.6	S	8.5	SSW	15.6	15.6
20	NNE	0.6	C	0.6	NE	0.6SSW	3.9	S	6.1	SSW	4.8	SSW	2.3	WNW	11.3	11.3
21	NW	0.6	NW	0.4	SSW	1.4	WSW	5.3	SSW	6.2	SSW	10.8	SSW	17.1	SW	14.5
22	WNW	0.3	SSW	1.1	WNW	0.8	WSW	6.1	WSW	12.0	WSW	15.5	WSW	18.4	SSW	22.5
23	SSE	1.2	SSE	0.0	S	0.5SSW	7.6	SSW	4.7	SSW	17.7	SSW	9.2	SW	15.4	15.4
24	N	2.5	NNE	0.6	NE	0.8	SSE	1.9	SSW	5.1	SSW	9.7	WSW	12.0	S	15.3
25	NNW	0.6	NNE	0.4	NNE	0.4	S	0.5	S	9.8	SSW	13.4	WSW	10.7	W	11.9
26	NNE	1.1	C	0.6	NNE	1.4	ESE	0.6	SE	4.6	S	8.7	SSW	6.0	SSW	10.6
27	NE	1.5	NE	0.5	NNE	0.5	SSE	1.3	S	5.4	SW	9.4	SSW	11.5	SSW	9.1
28	W	0.5	W	1.3	W	0.9	SSW	4.1	SSW	18.4	SSW	12.8	SSW	10.5	WSW	14.4
29	WNW	1.9	WNW	0.4	S	3.1	S	4.6	SSW	1.8	SSW	3.4	WNW	6.2	W	6.5
30	NNE	0.5	NNE	0.6	NNE	0.4	NNE	0.5	S	6.0	S	7.0	S	11.8	SSW	12.5
31	N	3.7	ESE	4.7	E	2.1	SE	1.2	E	4.0	E	6.4	E	3.6	NNE	0.5
平均		1.1		0.9		1.1		3.1		7.0		9.7		10.7		12.0

二月逐日風向及風速

entry day in the Month of December, 1936.

14		15		16		17		18		19		20		21		平均
向	速	向	速	向	速	向	速	向	速	向	速	向	速	向	速	
Dir.	Vel.	Dir.	Vel.	Dir.	Vel.	Dir.	Vel.	Dir.	Vel.	Dir.	Vel.	Dir.	Vel.	Dir.	Vel.	Mean
S	8.4	SSW	6.7	SSW	11.5	SW	9.0	WSW	6.3	WSW	2.0	WNW	0.3	W	0.5	5.6
SSW	6.1	SSW	6.0	SSW	8.1	SSW	3.3	WSW	4.4	W	1.3	W	0.4	WNW	0.7	3.4
SSW	10.9	SSW	10.6	SSW	8.9	WSW	6.7	WSW	2.6	WSW	2.3	SW	2.6	WSW	2.5	4.7
SSW	14.2	SSW	13.2	SSW	12.3	WSW	7.8	WSW	5.8	SSW	7.1	SSW	5.9	SSW	3.1	7.3
WNW	10.1	WNW	8.7	W	7.9	WSW	3.1	SSW	2.6	SSW	1.4	SSW	1.0	SSW	4.2	5.7
SW	16.6	SSW	14.3	SSW	12.4	WSW	10.2	SW	6.0	WSW	2.5	WSW	3.7	SSW	2.8	7.2
WSW	8.1	W	8.5	W	7.0	SSW	3.5	SSW	0.9	SSW	0.8	SSW	0.5	W	0.4	5.3
SW	13.6	SSW	11.5	SW	9.2	SSW	5.7	W	6.1	SW	3.1	WSW	3.2	WSW	0.9	5.5
WSW	8.9	SSW	9.8	SSW	7.6	SW	5.1	WSW	8.7	WSW	4.2	WNW	0.4	N	0.3	5.8
SW	15.5	WSW	13.0	WSW	14.3	WSW	11.4	SSW	4.7	SSW	2.8	WSW	3.4	SW	0.5	7.4
W	10.5	SW	5.0	SSW	5.0	SSW	7.8	WSW	0.9	WSW	0.7	W	2.1	NNE	0.4	5.0
SSW	15.8	W	8.9	WSW	7.9	W	6.0	WSW	1.0	W	1.3	W	0.6	N	1.5	4.6
SW	10.2	SSW	10.5	NW	7.0	W	4.1	SSE	1.2	SW	2.2	SW	1.3	WNW	0.8	4.9
SW	11.1	SW	10.4	SW	7.0	WSW	3.8	SW	2.0	SW	4.9	WSW	1.9	WSW	0.6	4.8
SW	12.1	SW	12.8	SW	11.6	SW	9.0	SSW	5.7	SW	1.9	SW	0.7	SW	0.5	7.0
WSW	4.2	WSW	14.1	W	9.9	W	6.1	SW	3.6	SSW	6.4	W	0.1	NNE	0.4	7.5
WSW	13.1	WSW	11.7	WSW	9.2	SW	5.1	SW	5.0	SSW	11.1	SW	2.1	NNE	0.4	6.7
SW	16.1	SW	11.8	WSW	9.1	WSW	12.1	SW	5.9	WSW	2.8	WSW	4.2	WSW	0.7	7.1
SSW	16.1	SW	8.3	SW	7.7	SW	3.9	WSW	2.1	ESE	1.8	SSW	3.5	WNW	2.5	6.2
SW	16.3	WSW	9.3	WSW	12.3	WSW	8.6	SSW	5.7	SW	4.6	WSW	2.3	WSW	0.5	6.1
WSW	17.0	WSW	17.3	SSW	9.5	SW	6.4	WSW	8.9	WSW	0.8	SW	4.6	SW	4.2	8.2
SSW	20.7	SSW	18.4	SSW	12.8	WSW	7.5	SSW	5.9	SSW	5.1	SW	1.0	SSW	0.5	9.3
W	12.5	WSW	14.7	WSW	11.4	SSW	3.6	SSW	6.7	SW	4.5	WSW	2.2	SW	0.6	7.5
SW	11.9	SSW	12.0	WSW	9.6	WSW	6.0	SW	3.0	W	1.2	W	0.8	W	0.4	5.8
SW	13.7	WSW	9.1	WNW	9.6	WSW	11.5	SW	5.0	SSW	4.2	SSW	4.1	SW	2.3	6.7
E	7.4	NNE	5.2	NNP	4.7	ENE	1.2	NE	2.8	NE	3.4	NE	3.2	NE	3.6	4.0
SSW	13.3	WSW	11.7	SSW	14.2	SSW	9.5	SSW	6.0	SSW	3.1	SSW	1.0	SW	1.5	6.2
W	11.5	WSW	12.1	SSW	7.0	SW	3.1	SW	2.4	WSW	3.3	WSW	1.1	W	1.8	6.1
WSW	14.7	WSW	4.2	W	3.2	WSW	7.5	SW	1.8	WSW	0.4	W	0.1	W	0.4	4.4
SSW	17.1	WSW	2.1	SSW	10.4	SW	6.8	SSW	1.0	SSW	0.5	W	0.4	WNW	0.5	5.4
ESE	2.2	W	0.1	WSW	0.5	S	2.0	SSW	3.1	WSW	0.3	NNE	0.6	C	0.0	2.2
	12.5		19.5		9.0		6.7		4.2		3.0		2.0		1.3	5.9

中華民國二十五年

Rainfall Amount, in the

日D.	昨日	本日	6-7	7-8	8-9	9-10	10-11	11-12	12-13
	21-6								
1									
2									
3									
4									
5									
6									
7									
8									
9									
10									
11									
12									
13									
14									
15									
16									
17									
18									
19									
20									
21									
22				T					
23									
24									
25									
26									
27									
28									
29									
30									
31	T		T	T	T	0.1	T	0.3	0.1
總計 Total	T		T	T	T	0.1	T	0.3	0.1

十二月逐日雨量 (mm)

Month of December, 1936.						總計 Total	日 Date
13-14	14-15	15-16	16-17	17-18	18-19		
							1
							2
							3
							4
							5
							6
							7
							8
							9
							10
							11
							12
							13
							14
							15
							16
							17
							18
							19
							20
							21
						T	22
							23
							24
							25
							26
							27
							28
							29
T						0.5	30
							31
T						0.5	總計

中華民國二十五年十二月逐日

Daily Values of Meteorological Elements in

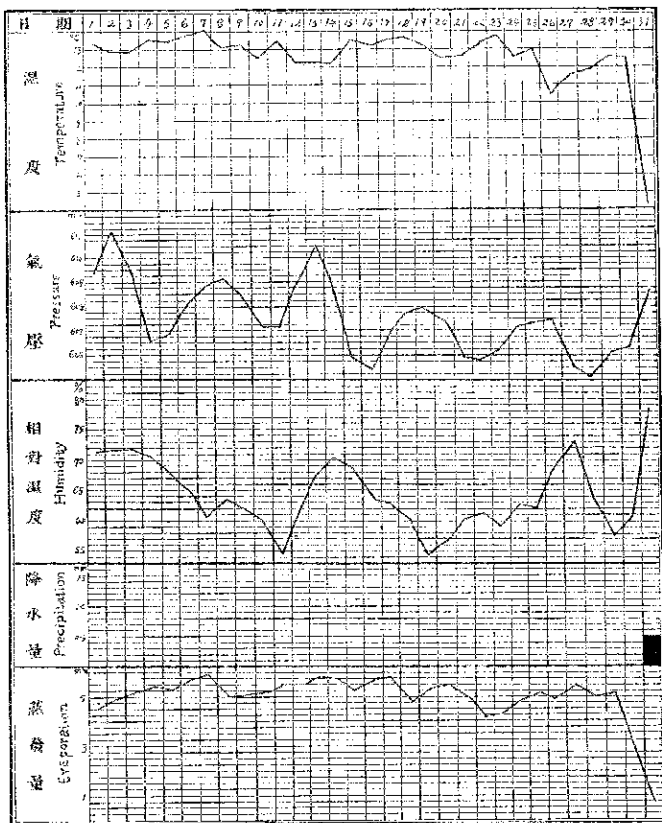
日期 Date	氣壓 pressure 690 mm+	溫度 Temperature (°C)				草溫 Temp. °C	地溫 Temp. at the Depth of 100 cm (°C)
		平均 Mean	最高 Max.	最低 Min.	較差 Range		
1	9.34	13.3	19.6	6.2	13.4	3.8	15.0
2	11.15	12.9	19.5	6.0	13.5	4.0	14.9
3	9.28	12.9	18.2	8.0	10.2	5.9	14.9
4	6.69	13.5	20.0	5.9	14.1	3.7	14.8
5	6.87	13.4	20.3	5.6	14.7	3.1	14.8
6	8.19	13.7	23.2	6.8	13.4	3.5	14.8
7	6.84	14.1	20.1	6.4	13.7	3.5	14.8
8	9.13	13.1	19.4	2.8	16.6	1.8	14.7
9	6.47	13.2	19.5	4.5	15.0	2.0	14.7
10	7.19	12.6	18.8	5.2	13.6	2.2	14.6
11	7.17	13.1	19.8	4.8	15.0	2.0	14.5
12	9.02	12.3	20.2	2.6	17.6	0.3	14.5
13	10.54	12.3	19.0	3.3	15.7	0.4	14.5
14	8.86	12.2	19.9	3.2	15.8	1.2	14.5
15	5.94	13.5	19.5	5.5	14.0	3.5	14.3
16	5.44	13.3	19.8	6.7	13.1	3.5	14.3
17	6.83	13.5	20.2	4.9	15.3	2.4	14.3
18	7.77	13.7	20.2	5.5	14.7	3.1	14.3
19	7.99	13.3	20.2	4.5	15.7	2.5	14.3
20	7.48	12.6	19.6	3.7	15.9	1.7	14.4
21	5.91	12.7	18.7	4.9	13.8	2.8	14.3
22	5.78	13.4	19.5	7.0	12.5	4.8	14.2
23	6.22	13.8	19.1	6.8	12.3	4.5	14.1
24	7.20	12.6	18.5	3.7	12.8	3.3	14.1
25	7.34	13.0	19.8	5.0	14.8	2.8	14.1
26	7.48	10.4	19.5	4.7	14.8	2.0	14.0
27	5.54	11.5	17.3	3.7	13.6	2.2	14.0
28	5.14	11.9	19.3	5.2	14.1	2.8	14.0
29	6.16	12.6	17.7	7.7	10.0	5.5	14.0
30	6.36	12.6	18.9	5.2	13.7	2.5	13.9
31	8.53	4.3	6.9	2.3	4.6	2.7	13.9
總數或平均 T. or M.	7.54	12.6	19.0	5.2	13.8	2.9	14.4

氣象平均要素表

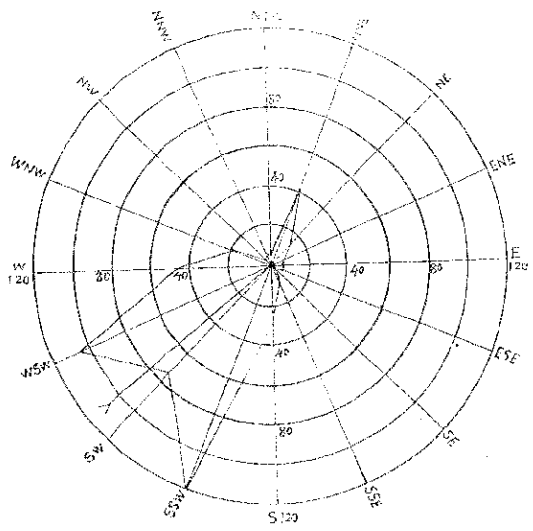
The Month of December, 1936.

濕度		雲量 Amount of cloud 0-10	風		雨		能見度 Vis. 0-9	蒸發量 Amount of Evap. mm	雜項 Miscell- aneous Informa- tions
絕對 Absolute mm	相對 Relative %		平均 Mean	方向 Dir. Point	量 Amt. mm.	時數 Dur. h			
7.62	71.3	2.9	5.6	SSW			6.9	4.5	☀
7.67	71.8	2.6	3.4	SSW			4.8	4.9	☀
7.75	71.9	6.1	4.7	SSW			6.6	3.2	☀
7.41	70.5	0.1	7.3	SSW			6.4	5.4	☀
7.18	67.7	5.8	5.7	WNW			7.0	5.3	☀
6.97	68.8	4.6	7.2	SW			6.6	5.7	☀
6.93	68.4	1.2	5.3	WSW			6.8	5.9	☀
6.99	63.4	0.1	5.5	SW			6.0	5.0	☀
6.83	62.0	0.0	5.8	SSW			6.7	5.1	☀
6.22	59.7	1.0	7.4	WSW			7.3	5.2	☀
6.24	54.5	0.9	5.0	W			7.3	5.5	☀
6.24	62.5	0.9	4.6	W			6.2	5.5	☀
6.68	67.9	0.6	4.9	SSW			6.0	5.8	☀
6.94	70.2	0.0	4.8	SW			5.9	5.7	☀
7.28	68.9	2.4	7.0	SW			6.5	5.3	☀
6.71	63.4	0.6	7.5	W			7.1	5.1	☀
6.84	63.0	0.1	6.7	WSW			6.7	5.8	☀
6.88	60.1	2.3	7.1	WSW			6.5	4.8	☀
6.62	51.4	3.2	6.2	SSW			6.8	5.3	☀
6.53	56.8	0.4	6.1	WSW			6.1	5.5	☀
6.61	60.5	4.2	6.2	SSW			7.2	5.1	☀
6.91	61.2	5.0	9.3	SSW			8.1	4.2	☀
6.66	59.1	5.2	7.5	SSW			7.3	4.3	☀
6.64	62.6	8.7	5.8	WSW			6.4	4.8	☀
6.69	62.0	0.6	6.7	WSW			6.6	5.2	☀
6.31	68.9	2.0	4.0	NE			5.7	4.9	☀
7.39	74.1	6.0	6.2	SSW			6.2	5.5	☀
7.21	63.6	3.6	6.1	SSW			6.5	5.1	☀
7.25	57.6	5.1	4.4	WS			6.7	5.2	☀
8.56	60.5	4.1	5.4	SSW			6.5	3.0	☀
3.02	78.2	8.7	2.2	E	0.5	2.9	4.7	0.7	☀
6.89	64.3	2.9	5.9		0.5	2.9	6.3	5.0	☀

中華民國二十五年十二月份各項氣象要素逐日變遷圖
 March of Different Meteorological Elements in the Month of December, 1936.



中華民國二十五年十二月份風向圖
WIND ROSE FOR DECEMBER, 1936.



—— 風向次數
Frequency

—— 合成風向
Resultant Direction

方向 Dir.	N	NNE	NE	ENE	E	ESE	SE	SSE	S	SSW	SW	WSW	W	WNW	NW	NNW	N
次數 Frequency	6	2.3	14	7	5	6	3	9	28	120	9.4	10.5	46	19	3	5	1
百分數 %	1.2	0.7	2.8	1.4	1.0	1.2	0.6	1.8	5.7	24.2	13.9	21.2	9.3	3.8	0.6	1.0	0.6

1937

年

2 卷 1 - 6 期

雲南省立
昆明測候所


氣象月報

第二卷 第一期

龔自知題



中華民國二十六年一月份



MONTHLY METEOROLOGICAL BULLETIN

OF

METEOROLOGICAL STATION OF YUNNAN PROVINCE,
KUNMING.

January, 1937.

VOL. 2, NO. 1.

目次

Table of Contents

本月份天氣概況 *A Summary of Weather Conditions, during the
Month of January, 1937.*

本月份氣象概要 *Monthly Summary.*

氣壓 *Barometric Pressure.*

溫度 *Air Temperature.*

絕對濕度 *Absolute Humidity.*

相對濕度 *Relative Humidity.*

雲狀與雲向 *Cloud: Form and Direction.*

雲量 *Cloud Amount.*

能見度 *Visibility.*

風向與風速 *Wind Direction and Velocity.*

雨量 *Amount of Rainfall.*

逐日氣象平均要素 *Daily Values of Meteorological Elements.*

凡例 *Explanatory Remarks.*

各項氣象要素逐時變圖 *March of Different Meteorological Elements.*

風向圖 *Wind Rose.*

民國二十六年一月份昆明天氣概況：

一、概況

昆明本月天氣，更較上月（十二月份）尤旱尤寒！全月陰天絕跡，連日空濛片雲，烈日甚臨，滴雨未降，作物枯槁，草木焦萎，秧田龜裂，泉水漸流，垣頭鄰者苦地，無此極端乾旱之天氣也。

昆明歷年一月份標準平均雨量為 $7.85m.m.$ ，而本年特為零！在旱災嚴重之月間，其本月份降雨量，成都尚得 $3.6m.m.$ ，重慶得 $12.3m.m.$ ，貴陽得 $45.5m.m.$ ，碧湖湖澤茂，則雨深恩沛，武昌得 $115.9m.m.$ ，長沙得 $89.4m.m.$ ，廣州得 $78.0m.m.$ ，廣西柳州多至 $320.6m.m.$ ，可知本月西南等雨線係東西分割，西南正當旱區之極端！

昆明本月氣壓，較往年為低；上半月高氣壓常達真空度；下半月低氣壓繼續經過長江之南，華中雨雲盛行，低氣壓中心多移於流之東，而雲南未沾濡惠，且昭通鎮一帶，農民苦旱尤甚焉。

其一次，二十三日十四時，昆明西風特大，每小時達 $19.4m.$ ，即因北盤江流域，發舊低氣壓，不日東行入海，致華中圍城雲霧。

又二十七日，低氣壓發生於南北盤江間，二十八日，被雲南南下，阻其前進，致西江流域全部，及其東北鄂豫鄂陽，東南香港澳門，特成早赤雷雨；但在昆明僅略見雲解雲而已。

二十九日，低氣壓復發育於鄂東，三十日擴展及於全省，昆明逼近中心，氣壓最低達 $600.46m.m.$ （未施高度訂正），而西風甚強！三十一日，昆明溫度最高達 $20.4^{\circ}C$ ，至熱帶氣流旺盛，滇省及川南黔西，適常低氣壓暖區，不虛積而透潤於湘桂，故天氣乾旱慘甚也。

本月昆明氣溫，平均 $11.9^{\circ}C$ ，較諸歷年同月標準平均正偏差數為高 $2.6^{\circ}C$ ，其總數及相對溫度，俱比往年為小；西南西風，特多而強！本月平均風速，較歷年同月平均風速，每小時平均加強一公尺；此足証本年熱帶氣流之旺盛，為各地旱災之原因矣。

— 3 —

中華民國二十六年一月氣象摘要

Monthly Summary for January, 1937.

氣壓 Air Pressure

極端最高	Extreme maximum	611.56mm	(1日9—10時)	on 1st 9—10h
極端最低	Extreme minimum	600.46mm	(30日16時)	on 30th 16h
平均Mean	本年 Present	606.20mm		
	往年 Past	607.13mm		

氣溫 Air Temperature

極端最高	Extreme maximum	22.2°C	(3日13時)	on 3th 13h
極端最低	Extreme minimum	-3.6°C	(1日6時)	on 1st 6h
最高平均	Mean maximum	19.6°C		
最低平均	Mean minimum	2.5°C		
平均Mean	本年 Present	11.9°C		
	往年 Past	9.3°C		

風 Wind

最大風速	Maximum velocity	19.4m/s	(23日14時)	on 23th 14h
合風風向	Resultant direction	S 41° 7' W		

降水量 Precipitation

雨量	Rainfall	6.96mm
標準雨量	Normal Rain	7.55mm

雜記 Miscellaneous Informations

晴天日數	Clear days	24
曇天日數	Partly cloudy days	7
陰天日數	Cloudy days	0
雨天日數	Rainy days	0
有霧日數	Days with mist	1
有霧日數	Days with fog	3
有低霧日數	Days with ground fog	27
有霾日數	Days with haze	1
有露日數	Days with dew	3
有霜日數	Days with hear frost	28
有大風日數	Days with gale	2

中華民國二十六年

Barometre pressure of every day, in

日 月	1	2	3	4	5	6	7	8	9	10	11	12
1	10.1	10.4	10.5	10.3	10.3	10.56	10.66	11.16	11.50	11.50	11.30	10.86
2	10.2	10.1	9.7	9.7	9.8	10.66	10.16	11.2	11.50	11.30	10.8	10.06
3	7.5	7.5	7.1	6.9	6.8	7.26	7.36	7.36	7.66	7.2	6.6	5.36
4	4.3	4.3	4.1	4.0	4.0	4.56	4.06	5.16	6.06	6.1	5.6	4.86
5	4.9	4.8	4.7	4.6	4.7	5.16	5.66	5.76	6.16	6.2	5.4	4.76
6	5.0	4.9	4.9	4.6	4.6	4.86	5.26	5.96	6.46	6.4	6.1	5.36
7	5.3	5.4	5.2	5.0	5.0	5.56	6.06	6.66	7.06	7.1	6.6	5.76
8	3.8	3.6	3.4	3.5	3.8	5.36	5.86	6.36	6.86	6.9	6.4	5.66
9	6.0	6.0	5.9	5.9	5.8	6.16	6.46	6.96	7.26	6.9	6.4	5.66
10	4.3	4.5	4.4	4.3	4.5	5.06	5.76	6.46	7.06	7.1	6.4	5.56
11	7.7	8.0	8.0	8.0	8.0	8.66	9.26	9.76	10.36	10.5	9.8	8.96
12	9.1	9.0	9.0	8.6	8.5	8.66	9.06	9.46	9.86	9.8	9.4	8.56
13	8.0	8.0	7.9	7.5	7.5	7.36	7.56	8.16	8.66	8.6	8.2	7.56
14	6.9	6.7	6.5	6.4	6.6	6.86	7.36	7.76	7.86	7.7	6.9	6.16
15	6.1	6.1	6.1	6.0	6.1	7.16	7.76	8.56	9.06	9.0	8.5	7.76
16	7.5	7.6	7.6	7.4	7.5	8.06	8.76	8.86	9.06	8.9	7.8	7.36
17	7.5	7.4	7.2	7.3	7.5	7.96	8.36	8.66	8.96	8.8	8.2	7.36
18	6.8	6.6	6.4	6.2	6.3	7.16	7.76	8.36	9.26	9.4	8.5	7.56
19	8.8	8.9	7.7	7.3	7.2	7.16	7.46	7.56	7.46	7.3	6.4	5.26
20	4.4	4.7	4.7	4.5	4.5	4.46	4.96	5.36	5.96	6.1	5.5	4.76
21	5.1	5.2	5.1	5.0	5.0	5.06	5.56	6.2	6.56	6.7	6.2	5.26
22	6.4	6.6	6.6	6.6	6.6	7.26	7.56	8.1	8.66	8.6	7.9	6.96
23	6.7	6.5	6.3	6.0	5.8	5.96	6.16	6.36	6.76	6.7	6.1	5.26
24	5.2	5.2	5.2	5.1	5.1	5.76	6.16	6.8	7.16	7.2	6.7	5.96
25	7.5	7.8	8.0	8.3	8.5	9.96	10.0	10.6	11.16	11.5	10.9	9.96
26	8.5	8.4	8.0	8.0	8.0	8.36	8.56	8.7	9.06	9.0	8.3	7.46
27	7.5	7.3	7.0	6.9	7.0	6.66	6.96	7.4	7.66	7.5	7.1	6.36
28	6.2	6.0	5.9	5.8	5.6	5.66	5.86	6.3	6.56	6.7	6.3	5.66
29	8.2	8.0	7.8	6.6	6.5	6.16	6.66	6.96	6.66	6.5	5.9	5.06
30	3.1	3.5	3.1	2.7	2.6	2.36	2.7	2.9	2.96	2.7	1.8	1.46
31	2.1	2.0	2.0	2.0	2.0	3.46	3.96	4.4	4.46	4.7	4.2	3.76
Mean	6.5	6.5	6.3	6.2	6.2	6.62	6.99	7.44	7.80	7.81	7.23	6.40

一月逐日氣壓 (600^m以上)the Month of January, 1937. (600^m以上)

13	14	15	16	17	18	19	20	21	22	23	24	平均 Mean
10.16	10.04	9.86	9.66	10.00	10.36	10.70	11.10	11.26	10.5	10.5	10.3	10.59
8.86	8.31	6.06	7.75	7.70	8.16	8.28	8.56	8.76	8.6	8.2	8.0	8.37
4.56	4.06	3.26	3.46	3.66	3.86	4.36	4.46	4.66	4.7	4.7	4.6	4.64
3.26	3.46	3.26	3.36	3.36	3.76	4.26	4.46	4.66	4.9	5.6	4.9	4.49
3.86	3.46	3.16	3.96	3.46	3.66	4.16	4.46	4.66	4.9	4.9	4.7	4.64
4.46	3.81	3.56	3.66	3.76	4.16	4.66	4.96	5.36	5.4	5.4	5.4	4.92
4.66	4.01	3.56	3.46	3.76	4.16	4.56	4.96	5.16	4.0	4.0	4.0	5.03
4.96	4.31	4.06	4.06	4.36	4.66	4.96	5.26	5.76	6.0	6.0	6.0	5.08
4.56	3.96	3.76	3.76	3.46	3.56	3.96	4.16	4.56	4.3	4.5	4.5	5.16
4.76	4.56	4.18	4.26	4.56	5.16	5.86	6.46	6.86	7.0	7.2	7.4	5.39
8.06	7.36	6.96	6.86	7.06	7.46	8.06	8.66	8.86	9.4	9.2	9.1	8.51
7.46	6.36	6.66	6.66	6.76	6.96	7.46	7.66	7.76	8.2	8.2	8.0	8.22
6.46	6.01	5.81	5.96	5.86	6.26	6.46	6.96	7.26	7.2	7.1	7.0	7.24
5.26	5.26	4.86	5.06	5.66	5.36	6.06	6.76	6.66	6.1	6.1	6.1	6.35
6.96	6.46	5.86	5.96	6.06	6.46	6.86	7.16	6.36	7.3	7.4	7.4	7.02
6.56	5.86	5.76	5.76	6.06	6.46	6.76	7.06	7.36	7.7	7.6	7.5	7.37
6.26	5.76	5.46	5.66	5.76	6.06	6.46	6.86	7.16	7.0	7.0	6.9	7.15
6.66	6.11	6.06	6.16	6.36	6.36	6.86	7.46	7.76	8.0	8.0	8.0	7.25
4.06	3.46	3.06	3.16	3.26	3.46	3.76	4.16	4.16	4.7	4.7	4.7	5.57
4.06	3.36	3.16	3.16	3.36	3.86	4.26	4.76	4.76	5.0	5.0	5.0	4.58
4.36	3.96	3.56	3.56	3.76	4.16	4.86	5.76	6.06	6.5	6.6	6.6	5.29
6.06	5.36	4.91	4.86	5.16	5.36	5.91	6.36	6.66	6.9	7.0	6.9	6.66
4.06	3.36	3.36	3.46	3.56	3.86	4.36	4.46	4.86	5.0	5.1	5.1	5.22
5.16	4.66	4.11	4.26	4.66	5.26	5.86	6.36	7.06	6.9	7.0	7.1	5.84
8.96	8.26	7.86	7.76	7.96	8.16	8.66	8.96	8.96	8.8	8.8	8.8	7.00
6.86	6.56	5.36	5.36	5.46	5.66	6.06	6.36	6.46	7.1	7.2	7.2	7.36
5.76	5.16	4.56	4.66	4.96	5.06	5.46	5.76	5.76	6.2	6.2	6.2	6.30
4.96	4.86	4.36	4.26	4.46	5.06	5.46	5.96	6.36	7.2	7.2	7.2	5.84
4.16	3.56	2.86	2.86	2.86	3.16	3.36	3.46	3.56	4.0	4.0	3.9	5.11
0.66	0.86	0.66	0.46	0.56	0.66	0.96	1.46	1.46	1.4	1.6	1.8	1.88
2.96	2.76	2.66	2.86	3.16	3.86	4.56	5.16	5.56	6.6	6.9	7.3	3.89
5.56	5.02	4.66	4.67	4.86	5.18	5.62	6.02	6.21	6.4	6.4	6.4	6.20

中華民國二十六年

Air Temperature of each day, in

時日 H.D.	6	7	8	9	10	11	12	13
1	-2.0	-2.2	-1.4	5.8	9.3	10.8	11.7	12.0
2	-1.8	-2.1	-1.0	5.5	10.0	12.2	13.3	14.3
3	-0.3	-0.5	0.3	7.4	12.7	12.8	14.4	15.7
4	1.3	1.2	1.8	7.6	13.5	14.6	15.8	16.4
5	1.8	1.8	5.7	6.3	14.3	15.2	18.0	17.8
6	6.2	6.0	6.5	9.0	14.4	16.0	18.5	17.5
7	3.5	3.5	4.3	6.7	14.0	15.3	17.3	17.7
8	4.8	4.7	5.0	10.5	12.3	14.4	15.7	16.6
9	3.2	2.6	3.4	7.5	13.5	15.3	16.6	17.2
10	1.5	0.7	1.3	6.4	12.3	12.6	14.9	16.3
11	0.7	0.7	1.7	3.2	4.9	8.6	10.6	12.7
12	1.7	1.7	3.0	6.4	8.0	13.1	15.9	17.5
13	2.5	2.5	3.8	6.6	12.9	13.5	14.2	16.3
14	7.3	6.8	7.1	10.3	15.4	18.6	18.5	18.6
15	7.0	7.3	8.6	12.0	14.8	16.5	17.0	17.8
16	1.1	0.9	2.4	4.8	12.0	16.3	17.5	18.1
17	2.4	2.6	4.1	9.5	13.8	17.2	16.9	17.3
18	6.5	6.4	8.1	12.9	14.5	17.1	18.2	17.9
19	1.4	1.0	2.5	6.8	12.5	15.6	17.2	17.3
20	3.2	3.1	4.6	8.7	13.6	16.1	17.4	17.9
21	3.2	2.9	4.8	9.4	13.7	16.6	18.6	18.6
22	2.4	2.3	3.4	7.7	13.0	15.7	17.2	17.9
23	2.7	2.6	4.7	9.7	14.6	16.6	18.2	19.2
24	3.1	2.7	4.4	8.9	14.3	17.1	18.9	18.9
25	3.7	3.9	4.5	5.6	7.5	10.4	13.4	14.5
26	5.0	6.0	7.3	9.6	13.7	16.6	17.2	18.0
27	4.6	5.0	6.2	11.9	15.0	17.8	19.0	19.1
28	4.8	5.4	7.1	12.6	15.6	17.8	19.4	19.3
29	2.5	2.3	3.4	7.4	13.4	16.7	18.5	20.0
30	6.0	5.5	8.0	12.2	15.0	17.9	19.3	19.4
31	7.0	6.5	7.9	12.0	15.7	18.8	19.8	20.4
平均 Mean	3.1	3.0	4.3	8.4	12.9	15.3	16.7	17.4

一月逐日氣溫 (°C)

the Month of January, 1937. (°C)

14	15	16	17	18	19	20	21	月平均氣溫
10.6	10.0	9.4	8.2	7.0	6.0	4.6	3.5	6.5
14.5	14.6	14.0	12.9	10.4	9.2	7.4	6.2	8.7
16.6	16.2	15.2	13.6	11.6	9.8	9.0	7.6	10.1
16.4	15.8	16.4	14.1	11.6	10.3	9.2	7.8	10.9
15.7	17.6	17.0	15.7	13.3	11.9	10.7	9.4	12.2
18.5	18.1	16.8	14.9	13.7	11.9	10.8	9.7	13.0
18.9	17.2	15.8	14.2	13.0	12.3	11.2	9.6	12.1
16.3	16.1	15.2	13.9	12.5	11.7	10.5	9.6	11.6
16.4	15.8	14.8	13.0	11.3	9.8	8.7	7.6	11.0
16.5	15.7	14.5	13.2	11.4	10.2	9.0	8.1	10.3
13.4	13.8	13.6	12.9	11.0	10.0	8.4	7.7	8.4
17.9	17.6	16.8	15.2	13.4	11.7	10.3	9.6	11.3
16.6	15.6	15.0	13.2	12.3	11.0	9.8	9.6	11.9
13.4	17.8	15.5	14.8	14.1	13.0	12.7	11.0	13.7
17.6	16.8	15.8	14.4	11.8	10.8	10.4	8.2	12.9
17.6	17.0	16.2	14.6	12.5	11.3	9.5	8.6	11.3
18.1	17.8	16.7	15.6	13.7	13.1	11.4	10.7	12.7
17.9	17.1	14.7	12.3	11.6	10.9	8.2	6.9	12.5
13.0	17.6	17.0	15.4	13.6	12.2	10.8	10.1	11.8
17.9	17.2	17.0	15.5	13.4	11.8	10.7	9.2	12.3
18.5	17.6	16.7	15.4	13.7	12.1	10.6	9.7	12.6
17.9	17.6	16.9	15.6	13.5	11.9	10.8	9.3	12.1
19.0	19.9	17.1	16.4	13.9	12.6	11.4	10.2	13.1
13.8	18.6	17.7	16.5	14.2	12.6	11.5	10.5	13.0
16.0	14.7	15.0	14.4	11.8	10.6	8.6	7.4	10.1
13.2	17.9	15.9	15.6	13.8	12.4	10.8	10.3	13.1
19.1	18.5	17.4	15.9	13.6	12.6	11.9	10.3	13.7
18.9	18.4	18.0	16.9	14.8	12.4	11.7	10.3	14.0
19.8	19.4	18.1	17.0	15.1	13.2	11.7	11.1	13.1
19.2	18.7	18.3	17.1	15.0	13.1	12.0	11.0	14.2
19.5	19.3	18.8	18.0	16.2	14.7	13.2	12.5	15.0
17.4	17.0	16.1	14.7	12.9	11.6	10.2	9.2	11.9

— 8 —

中華民國二十六年

Absolute Humidity of every day.								
日 日 日	6	7	8	9	10	11	12	13
1	2.88	3.02	3.02	4.66	5.29	6.02	6.57	6.35
2	2.72	2.88	3.03	4.27	5.02	6.00	6.69	6.46
3	3.34	3.34	2.52	5.09	6.00	6.06	6.18	5.64
4	4.30	4.30	4.54	5.29	6.88	7.34	6.29	6.00
5	4.30	4.30	3.09	4.72	7.59	7.47	6.35	7.38
6	5.29	5.54	5.54	6.59	7.76	7.75	7.14	6.92
7	4.54	4.54	4.94	6.25	7.10	7.47	7.24	6.99
8	5.08	5.08	5.36	6.83	7.74	6.69	6.54	6.42
9	4.54	4.30	4.27	5.34	5.47	6.18	5.76	5.76
10	4.54	4.30	4.54	4.85	6.02	6.35	6.69	5.35
11	4.30	4.30	4.54	4.68	5.29	5.73	6.57	6.06
12	4.30	4.30	4.68	5.21	6.28	6.35	6.46	6.00
13	4.54	4.54	4.66	5.25	6.07	6.71	6.69	6.29
14	5.70	5.70	5.70	6.59	7.99	7.67	7.38	7.44
15	5.70	6.02	6.54	6.59	6.06	5.18	4.64	5.35
16	4.27	4.27	4.45	5.02	6.07	6.82	6.66	5.76
17	4.27	4.27	4.45	6.25	7.76	8.26	7.24	7.67
18	5.70	5.54	5.46	5.50	6.06	6.66	7.14	6.42
19	4.27	4.07	4.07	4.57	6.59	6.18	5.64	5.76
20	4.27	4.27	3.93	4.94	6.07	6.18	6.46	5.99
21	4.27	4.07	4.66	5.78	6.35	6.82	6.62	6.62
22	4.07	4.07	4.27	5.02	6.50	6.18	6.29	6.42
23	4.30	4.07	4.66	6.25	6.98	7.19	6.42	6.18
24	4.27	4.27	4.45	5.50	7.22	7.52	6.70	6.62
25	4.68	4.68	4.66	5.90	5.46	6.57	7.22	7.34
26	5.36	5.81	6.02	7.09	8.05	9.02	7.91	7.67
27	5.36	5.36	5.81	6.57	6.46	6.42	7.14	6.16
28	5.08	4.85	5.54	6.00	7.70	7.91	8.15	7.91
29	4.30	4.30	4.54	5.54	7.74	8.43	7.98	8.44
30	5.09	5.09	5.25	6.59	7.34	7.67	7.62	7.62
31	5.02	5.02	5.46	7.11	8.71	9.05	8.52	9.53
平均 Mean	4.54	4.53	4.76	5.67	6.74	7.00	6.85	6.67

一月逐日絕對濕度 (mm)

In the Month of January, 1937. (mm)

14	15	16	17	18	19	20	21	22	23
Mean									
6.35	5.25	5.54	5.50	5.25	4.85	4.45	4.27	4.95	
5.65	5.88	5.40	5.83	5.29	4.97	4.28	4.47	4.99	
4.83	4.85	5.37	5.83	5.47	5.49	5.21	4.18	4.96	
5.07	5.76	6.46	6.69	5.76	5.78	5.21	4.94	5.66	
7.14	7.14	6.13	5.68	5.83	6.07	5.78	5.34	6.08	
6.85	6.70	6.42	6.18	6.47	5.76	5.78	5.54	6.39	
6.70	6.13	6.29	6.18	6.06	6.59	6.59	7.16	6.32	
5.76	5.35	5.64	6.18	5.83	6.35	6.38	6.02	6.07	
5.35	5.67	4.73	4.71	5.26	5.49	5.21	4.18	5.11	
5.64	5.35	5.01	5.31	5.76	5.49	5.21	4.73	5.32	
6.19	6.69	6.47	5.83	6.00	5.49	5.21	5.02	5.52	
5.76	6.00	5.64	6.18	5.55	6.00	5.49	5.54	5.65	
5.64	5.66	5.55	4.05	6.07	5.78	5.73	6.02	5.75	
7.20	7.62	7.14	6.54	6.46	6.98	6.99	6.59	6.86	
5.52	5.35	4.73	5.55	5.47	5.20	5.25	4.94	5.63	
5.76	5.64	4.72	5.55	5.47	6.00	5.51	5.50	5.47	
7.14	6.70	6.29	6.18	6.69	6.71	6.59	6.28	6.42	
6.46	5.76	5.30	5.47	5.76	5.49	4.24	4.84	5.69	
6.43	5.76	4.35	6.18	5.55	5.47	5.78	5.73	5.44	
5.90	6.13	6.66	6.18	6.06	5.76	6.28	6.02	5.69	
7.14	6.42	5.64	6.18	6.06	5.47	6.07	6.02	5.89	
5.90	6.13	6.00	6.18	6.06	5.76	5.49	4.97	5.59	
5.62	5.90	5.76	5.61	5.55	5.83	5.76	5.49	5.73	
5.95	6.18	6.13	6.00	6.19	5.83	5.76	5.49	5.88	
7.30	7.34	7.10	6.98	6.99	6.37	5.78	5.02	6.16	
7.44	6.85	6.70	6.54	6.69	6.59	6.59	6.57	6.95	
6.62	6.85	6.42	6.29	5.46	6.35	6.35	6.97	6.31	
8.15	7.38	7.67	6.95	6.69	6.07	6.00	6.07	6.76	
7.62	7.91	7.14	6.42	6.18	6.71	6.35	6.28	6.62	
7.91	8.15	7.73	7.91	6.82	6.71	6.87	6.28	6.92	
8.23	7.91	8.15	8.14	8.19	7.34	7.22	6.59	7.53	
6.42	6.32	6.10	6.18	6.05	5.97	5.79	5.54	5.95	

中華民國二十六年

Relative Humidity of every day

日	1	2	3	4	5	6	7	8	9	10	11	12
1	82.0	82.2	82.2	82.0	82.0	82.0	82.5	82.1	75.7	69.8	63.6	62.0
2	73.0	74.7	75.5	75.5	76.2	77.5	77.8	76.5	71.0	64.8	52.5	50.0
3	67.5	70.2	72.2	74.0	75.0	77.0	77.6	75.0	71.2	60.3	54.3	46.0
4	69.8	70.3	72.0	74.0	74.7	82.0	80.2	78.0	77.2	65.3	52.5	42.8
5	68.0	70.1	72.5	70.3	72.0	80.2	81.0	82.4	80.0	69.3	55.2	47.8
6	65.0	67.6	69.0	70.3	71.3	72.5	76.5	77.6	77.8	64.8	54.0	43.0
7	65.1	67.5	70.0	72.4	75.0	77.2	79.3	79.8	79.0	64.0	53.8	49.5
8	73.0	76.0	80.0	80.2	64.8	81.2	81.3	81.5	77.6	64.8	52.4	48.9
9	69.0	70.0	72.5	78.0	75.0	75.2	77.5	77.2	73.0	52.7	40.0	37.0
10	65.2	67.8	70.2	72.5	76.2	79.5	82.3	82.6	75.5	58.8	58.2	50.3
11	76.6	80.5	82.5	83.8	83.5	84.2	82.5	82.8	82.5	80.0	70.5	65.5
12	72.1	79.9	77.6	78.2	80.1	82.2	83.0	81.2	82.8	65.7	53.3	42.7
13	62.9	64.8	67.0	68.2	72.0	72.0	77.5	78.0	77.5	73.2	61.5	60.2
14	59.0	61.0	62.0	63.7	65.2	70.0	73.8	77.3	75.3	65.4	52.5	52.0
15	76.5	77.0	77.0	77.5	78.2	80.5	82.5	82.5	70.3	52.3	38.2	35.0
16	50.7	54.0	52.0	57.7	61.5	64.3	64.9	65.0	57.6	46.3	43.2	42.7
17	65.0	67.0	67.5	69.9	71.2	76.0	77.3	77.0	75.0	68.0	59.4	57.5
18	73.4	74.8	75.0	76.1	77.4	77.4	79.7	72.7	45.0	35.6	32.2	27.8
19	57.5	69.0	62.4	64.0	66.0	67.8	70.2	70.8	65.3	55.2	45.0	40.4
20	47.5	57.8	59.9	60.0	62.0	62.2	62.5	62.8	58.0	45.0	36.2	32.0
21	62.9	63.0	65.0	65.5	67.0	68.3	69.0	68.0	62.5	50.0	42.2	35.0
22	57.1	60.0	61.2	62.5	65.0	67.0	70.0	70.2	65.5	54.0	42.5	36.4
23	59.8	62.5	64.0	65.0	67.5	70.0	71.6	72.0	62.0	52.0	42.0	37.5
24	57.9	57.6	60.5	61.0	65.0	67.3	67.7	67.7	66.0	52.5	45.0	37.5
25	77.5	80.0	81.0	82.5	82.5	82.2	80.3	80.5	77.0	74.9	68.0	61.3
26	72.5	74.8	77.0	77.6	80.0	80.0	82.0	82.4	81.2	74.0	57.6	49.7
27	73.3	77.5	79.9	79.8	80.0	82.0	84.0	82.3	65.0	42.0	32.5	30.0
28	61.0	62.5	64.2	67.2	69.8	69.5	68.0	68.0	57.6	47.6	40.0	36.0
29	62.0	63.0	66.5	67.5	71.2	71.0	73.0	73.0	72.0	60.6	45.6	41.2
30	60.8	62.0	64.0	65.5	67.5	69.2	70.0	71.0	61.7	54.8	48.8	45.0
31	56.0	57.2	58.0	59.0	65.0	64.7	67.5	69.8	62.5	55.0	49.2	47.0
平均	63.9	67.8	69.7	71.0	72.2	74.6	75.9	75.8	70.3	59.5	49.8	44.4

一月逐日相對濕度 (%)

to the Month of January, 1937. (%)

13	14	15	16	17	18	19	20	21	22	23	24	平均 mean
57.6	57.5	53.0	52.0	51.2	52.8	62.0	62.6	67.6	70.5	71.6	72.0	59.6
43.2	42.1	41.2	41.5	43.3	45.6	52.3	56.2	59.8	61.0	61.0	65.0	50.7
38.3	37.0	37.0	37.2	33.9	37.5	43.2	53.6	53.3	61.1	64.8	66.8	47.1
38.2	35.7	37.9	33.9	43.4	47.5	48.2	52.4	57.2	69.1	63.0	67.8	50.4
42.3	37.5	37.5	37.3	37.5	41.2	47.1	47.7	52.1	53.0	57.5	62.4	48.4
31.9	35.0	34.4	33.0	31.2	36.9	43.7	45.5	52.6	55.0	59.0	62.0	47.7
42.1	41.2	38.9	38.2	42.9	47.5	55.7	61.4	65.1	67.4	72.2	72.7	61.4
45.3	47.3	39.0	42.5	41.3	47.6	51.8	55.5	59.2	62.5	63.0	67.7	61.0
37.2	35.5	35.0	35.9	32.2	43.9	47.1	53.1	57.2	66.1	64.5	67.9	52.4
39.2	37.0	35.3	37.3	41.2	45.0	47.5	50.2	54.2	59.1	61.5	70.0	50.4
58.2	54.0	53.8	47.4	42.3	45.3	59.1	54.8	59.3	62.5	68.0	70.3	57.6
33.0	32.3	37.9	31.2	32.5	37.0	41.9	45.1	47.4	52.3	57.0	60.2	47.7
47.3	39.6	58.3	39.8	41.7	49.9	51.3	54.7	57.7	57.3	57.5	57.8	50.4
47.3	41.7	41.9	52.5	51.2	55.3	62.2	67.2	71.2	72.1	75.2	76.5	62.4
31.2	29.9	27.9	22.9	32.5	34.7	42.2	42.3	47.2	48.1	49.0	49.9	54.0
37.9	36.0	35.0	33.0	37.3	49.5	45.7	49.5	52.6	53.0	53.0	61.2	49.9
51.9	48.0	47.0	41.9	47.0	52.5	55.1	61.1	62.1	65.0	67.5	70.2	62.6
27.3	27.3	27.3	27.5	31.8	41.2	44.5	47.6	48.1	51.0	52.5	53.2	51.5
31.7	33.2	33.2	33.2	37.2	49.0	45.3	45.3	47.9	49.8	52.5	51.2	51.7
31.8	31.3	32.9	32.4	31.8	37.8	42.3	43.8	52.1	53.3	57.5	60.0	48.2
34.8	32.8	32.7	34.0	34.8	36.8	41.2	45.9	50.2	51.8	52.5	54.8	53.8
33.5	32.0	31.0	32.9	33.5	35.3	37.6	39.8	45.9	50.0	52.4	57.9	49.1
32.2	31.2	31.0	32.1	32.5	37.5	42.4	45.3	47.2	47.7	52.0	54.7	50.5
35.0	32.2	31.2	31.1	32.5	39.0	41.9	47.3	51.2	53.4	57.5	69.0	51.2
59.8	55.0	55.0	53.0	57.3	60.3	62.9	62.0	65.2	67.5	67.7	70.2	69.0
45.2	44.0	42.5	42.7	45.0	52.5	55.3	58.2	64.5	67.0	70.2	73.0	54.6
28.8	29.8	29.5	29.9	33.0	36.2	41.8	48.0	51.0	52.5	55.0	57.8	54.4
35.9	35.3	33.0	33.0	31.9	37.0	41.5	45.1	51.0	52.7	59.8	58.9	50.9
38.3	35.2	35.0	36.9	37.2	49.9	45.3	39.0	52.2	52.6	52.6	55.0	54.1
42.8	42.7	42.7	42.7	43.9	45.0	41.9	52.2	52.3	52.6	52.7	53.0	54.6
42.3	42.8	43.0	42.8	44.9	45.2	48.0	51.0	56.0	58.2	60.0	70.5	54.8
40.1	38.2	37.5	37.8	39.8	43.5	48.0	51.4	55.9	57.8	59.8	63.2	57.1

一月逐日雲狀及雲向

In the Month of January, 1937.

12		13		14		15		16		17		日期 Date
狀 or.	向 Dir.	狀 For.	向 Dir.	狀 For.	向 Dir.	狀 For.	向 Dir.	狀 For.	向 Dir.	狀 For.	向 Dir.	
SK		SK		FK		FK						1
												2
												3
												4
												5
CS		CS		CS	SW	CS	SW	CS	SW	CS	SW	6
SK	SW	K	SW	FK	SW	FK	SW	K	SW	FK	SW	7
										CS		8
												9
												10
												11
CS	SW	C	SW	C	SW	C	SW	C	SSW	C	SW	12
SK	SW	SK	SW	SK	SW	SK	SW	SK	SW	SK	SW	13
												14
												15
												16
K	SW	FK	SW	FK	SW	SK	SW	FK	SW	FK	SW	17
SK		SK		SK		SK		SK		SK		18
												19
												20
												21
C	W	C	W	C	W	CS	W	CS	SW	CS	W	22
CS	W	C	W	C	W	C	W	C	W	C	W	23
CS	W	C	W	S	CS	C	W	C	W	C	W	24
CS	W	CS	W	CS	W	CS	W	C	W	C	W	25
CS	SW	CS	SW	SK	SW	SK	W	FK	W	C	W	26
		CS		CS		CS	W	CS		CS		27
												28
												29
												30
K	W	K	W	FK	W	FK	W	FK	W	CS	W	31
		CS		CS		W		CS				

中華民國二十六年一月逐日雲量

Cloud Amount of Every day, in the Month of January, 1937.

時 日	6	7	8	9	10	11	12	13	14	15	16	17	18	19	20	21	平 均 Mean
1	0.5	0.5	0.6	0.3	0.3	0.5	0.3	0.5	0.2	0.1	0.0	0.0	0.1	0.0	0.0	0.0	0.2
2	0.0	0.0	0.0	0.0	0.0	0.1	0.0	0.0	0.0	0.0	0.0	0.0	0.0	0.0	0.0	0.0	0.0
3	0.0	0.0	0.0	0.0	0.0	0.0	0.0	0.0	0.0	0.0	0.0	0.0	0.0	0.0	0.0	0.0	0.0
4	0.0	0.0	0.0	0.0	0.0	0.0	0.0	0.0	0.0	0.0	0.0	0.0	0.0	0.0	0.0	0.0	0.0
5	0.0	0.0	0.0	0.0	0.0	0.0	0.0	0.0	0.0	0.0	0.0	0.0	0.0	0.0	0.0	0.0	0.0
6	0.0	0.1	0.0	0.5	0.3	0.2	0.2	5.5	2.3	6.6	9.6	7.6	1.5	0.0	0.0	0.0	2.1
7	0.0	0.0	0.0	0.0	0.0	0.1	0.1	0.0	0.0	0.0	0.0	0.0	0.0	0.0	0.0	0.0	0.0
8	0.3	0.3	0.2	1.0	3.2	3.3	3.5	2.6	1.3	1.0	1.6	0.8	0.0	0.1	0.0	0.0	1.2
9	0.0	0.0	0.0	0.0	0.0	0.0	0.0	0.0	0.0	0.0	0.0	0.8	0.1	0.1	0.0	0.0	0.1
10	0.0	0.0	0.0	0.0	0.0	0.0	0.0	0.0	0.0	0.0	0.0	0.0	0.0	0.0	0.0	0.0	0.0
11	8.0	0.0	10.0	0.0	9.9	2.6	0.0	0.0	0.0	0.0	0.0	0.0	0.0	0.0	0.0	0.0	3.2
12	1.0	1.0	0.0	2.2	0.2	0.2	0.1	0.2	4.0	2.9	0.8	1.5	1.5	0.0	0.0	0.0	0.9
13	1.0	6.2	6.0	7.2	8.0	9.2	9.8	9.2	0.0	10.0	10.0	10.0	10.0	5.0	3.0	3.0	7.5
14	8.0	5.0	4.0	3.0	4.0	8.0	5.0	6.0	7.0	8.0	6.0	5.0	4.0	2.0	1.0	0.0	4.8
15	1.5	1.2	1.0	1.5	1.0	1.0	1.0	0.6	0.2	0.2	0.2	0.2	0.0	0.1	0.5	0.0	0.7
16	0.0	0.0	0.0	0.0	0.0	0.0	0.5	0.5	0.3	0.0	0.1	0.1	0.1	0.0	0.0	0.0	0.1
17	1.0	3.5	5.0	6.0	6.2	7.0	6.2	6.0	6.0	6.0	4.0	4.0	4.0	6.0	5.0	3.0	5.1
18	1.0	1.0	0.0	7.5	0.0	9.2	0.0	0.0	0.0	0.0	0.0	0.0	0.0	0.0	0.0	0.0	0.2
19	0.0	3.0	0.0	0.0	0.0	0.0	0.0	0.0	0.0	0.0	0.0	0.0	0.0	0.0	0.0	0.0	0.0
20	0.0	0.1	0.0	0.5	1.0	2.2	6.5	7.0	7.8	8.0	5.0	3.0	5.0	3.0	2.5	0.5	3.4
21	0.0	2.1	0.0	0.0	0.0	0.0	0.0	0.0	0.0	0.0	0.1	0.0	0.0	0.0	0.0	0.0	0.0
22	0.0	3.0	0.0	0.0	0.0	0.0	0.2	1.0	0.8	0.5	0.0	0.3	0.0	0.0	0.0	0.0	0.3
23	0.0	7.0	0.0	0.0	0.0	0.0	1.0	1.0	5.0	5.0	1.0	1.0	0.0	0.0	0.0	0.0	1.0
24	0.0	9.5	0.0	0.0	0.0	1.5	1.5	0.5	0.2	0.0	0.0	0.0	0.0	0.0	0.0	0.0	0.3
25	9.0	10.0	0.0	0.0	1.0	0.2	1.0	1.0	0.8	0.2	0.1	0.1	0.0	0.0	0.0	1.0	3.5
26	9.0	2.0	2.0	7.0	4.0	6.8	6.0	5.5	6.0	2.5	1.0	1.8	1.0	0.0	0.0	0.0	1.5
27	0.0	1.0	0.0	9.0	9.0	0.0	0.0	1.0	0.8	1.5	0.0	0.5	0.5	0.0	1.0	6.0	0.9
28	0.0	0.1	0.0	0.0	0.0	0.1	0.0	0.0	0.0	0.0	0.0	0.0	0.0	0.0	0.0	0.0	0.1
29	1.0	3.8	0.0	0.0	0.0	0.0	0.0	0.0	0.0	0.0	0.0	0.0	0.0	0.0	0.0	0.0	0.1
30	0.0	7.0	1.2	1.5	1.5	0.5	0.2	0.2	0.3	0.1	0.0	0.0	0.0	0.0	0.0	0.0	0.4
31	0.0	0.0	0.0	0.0	0.0	0.5	0.4	0.5	0.7	0.0	0.0	7.5	1.0	0.5	0.0	0.0	0.7
平均 Mean	1.0	1.7	1.7	1.7	1.7	1.5	1.4	1.6	1.8	1.7	1.0	1.4	1.0	0.0	0.4	0.5	1.3

中華民國二十六年一月逐日能見度

Visibility of each day, in the Month of January, 1937.

日 No.	6	7	8	9	10	11	12	13	14	15	16	17	平均 mean
1		2	2	3	3	4	5	5	6	5	5	5	4.1
2		1	1	1	2	6	6	7	7	7	6	5	4.5
3		3	2	2	2	5	8	8	8	4	8	7	5.9
4		3	2	2	2	7	8	8	8	8	7	7	5.5
5		2	2	2	3	6	7	8	8	8	8	8	5.5
6		5	2	2	3	4	5	8	8	8	8	8	5.5
7		2	2	2	3	4	7	8	8	8	7	7	5.5
8		2	2	2	4	4	6	8	8	8	9	9	6.3
9		2	2	2	2	7	9	9	9	9	9	9	6.8
10		3	2	2	3	3	4	5	7	7	7	8	5.1
11	4	4	4	4	3	3	5	5	6	6	6	6	4.7
12	4	3	1	1	2	7	7	7	8	8	8	8	5.3
13	4	3	1	2	4	5	7	8	8	7	7	6	5.2
14	4	1	1	1	4	8	7	8	8	6	7	7	5.3
15	4	8	8	3	9	9	9	9	9	6	8	8	7.8
16	5	3	2	2	3	7	8	9	9	5	9	9	6.3
17	4	3	2	2	2	7	8	8	9	9	9	9	6.0
18	5	3	4	8	8	8	9	9	9	9	6	7	7.3
19	5	4	1	3	2	5	7	8	8	8	8	8	5.6
20	5	2	1	2	7	8	9	9	9	9	8	7	6.3
21	4	2	2	2	7	8	8	8	8	8	7	8	6.0
22	4	3	1	2	3	5	7	8	8	8	8	7	5.3
23	4	2	2	2	4	7	7	8	8	8	8	8	5.7
24	5	3	3	2	3	3	7	8	8	8	8	7	5.8
25	4	4	4	4	5	5	5	5	5	5	5	4	4.6
26	4	3	2	1	3	4	7	7	7	7	7	7	4.9
27	4	1	1	2	2	8	8	8	8	8	8	9	6.0
28	5	2	2	7	8	8	8	8	8	8	8	8	6.7
29	5	3	2	2	2	4	7	8	6	7	7	7	5.0
30	5	2	1	4	7	8	7	7	7	7	7	7	5.8
31	5	2	2	3	7	8	8	8	8	8	7	7	6.1
平均 Mean	4.4	2.8	2.1	2.6	4.4	6.4	7.2	7.7	7.8	7.1	7.5	7.3	5.7

中華民國二十六年

Wind Direction and Wind Velocity of

日 D.	6		7		8		9		10		11		12		13	
	向 Dir.	速 Vel.	向 Dir.	速 Vel.	向 Dir.	速 Vel.	向 Dir.	速 Vel.	向 Dir.	速 Vel.	向 Dir.	速 Vel.	向 Dir.	速 Vel.	向 Dir.	速 Vel.
1	NNW	0.4 C	0.0 NNE	0.6 SSE	1.1 SSE	3.6 SSE	4.0 SSW	4.9 SSW	5.6							
2	NNE	1.7 NNE	0.5 NE	0.6 ESE	0.7 SSW	3.3 SSW	3.5 SSW	5.9 S	6.0							
3	NNE	0.3 NNE	0.3 NNE	0.4 SSW	0.7 S	2.3 SSW	4.7 SSW	10.3 SSW	10.5							
4	NNE	0.3 NNE	0.5 NNE	1.0 E	1.2 SSE	0.3 SSW	2.8 SSW	9.3 SSW	9.7							
5	NNE	0.4 NNE	0.4 NNE	1.2 ESE	2.0 S	1.6 S	10.4 SSW	13.3 SSW	15.5							
6	WSW	2.4 WSW	1.5 SSW	1.1 SSW	5.7 SSE	5.6 SSW	3.6 WSW	7.0 SW	11.0							
7	NNN	0.6 NNE	1.3 NNE	0.4 SSE	1.7 SSW	3.5 SSW	7.2 S	9.5 SSW	6.6							
8	N	0.4 C	0.9 NNE	0.3 S	1.6 SSW	4.6 SW	11.7 SW	17.0 SSW	14.9							
9	NNE	2.1 NNE	1.3 NNE	0.5 SSE	1.7 SSW	9.8 W	7.9 WSW	11.9 SSW	13.2							
10	NNE	4.9 NNE	2.2 NNE	5.3 ENE	2.9 SSE	2.4 SSW	4.9 SSE	6.7 SSW	12.7							
11	NNE	0.3 NNE	0.7 NNE	1.9 NNE	1.7 SSW	4.2 SSW	3.5 S	3.5 S	5.0							
12	NNE	0.3 W	0.8 WSW	0.6 SSW	0.3 SSW	4.0 SSW	2.0 SSW	9.2 SSW	11.2							
13	NNE	0.3 NNE	0.4 C	0.0 NE	0.5 SW	6.0 SSW	5.7 SSW	9.0 WSW	6.3							
14	NNN	0.4 N	0.3 NNE	0.4 S	2.1 S	3.2 SW	12.6 SSW	15.2 W	14.0							
15	SW	1.4 SSW	2.0 SW	3.3 SW	1.6 SW	10.0 SSW	13.5 SSW	9.7 SW	16.7							
16	NNE	0.4 C	0.0 N	0.4 SE	0.5 SSW	0.6 W	7.2 WSW	12.6 WSW	13.0							
17	NNE	2.2 NNE	0.5 NNE	0.6 ESE	0.6 SSW	2.9 S	2.0 SSW	10.2 SSW	13.1							
18	SSW	2.6 SSW	4.2 WSW	2.8 W	5.6 W	5.1 WNW	6.1 NNW	3.7 NNE	4.1							
19	NNE	0.4 C	0.0 NNE	0.6 NNE	0.4 S	3.4 SSW	12.2 SSW	9.1 SSW	12.3							
20	W	2.1 W	1.2 ESE	0.9 NE	1.2 SW	5.7 SW	3.4 W	10.4 SSW	8.6							
21	WSW	0.5 W	2.1 WSW	1.8 WSW	4.6 SSW	9.3 WSW	7.9 SSW	6.5 SW	12.1							
22	NNE	0.3 NNE	1.5 C	0.0 NNE	0.6 SSW	3.7 SSW	8.7 SSW	12.6 SSW	9.5							
23	NNN	0.7 NNE	0.4 NNE	1.1 SSE	2.3 SSW	6.5 SSW	9.6 SSW	14.7 SSW	17.5							
24	NNE	2.5 NE	0.5 NNE	1.4 ENE	3.8 S	1.3 SSW	6.8 SSW	12.5 SSW	7.8							
25	NNE	3.0 ENE	1.0 NE	3.3 NE	3.6 SE	2.6 E	2.2 SSW	5.1 SSE	6.3							
26	NNE	0.4 ENE	0.4 NE	0.3 SSE	1.3 SSW	2.1 SSW	8.2 SSW	16.4 SSW	11.5							
27	NE	2.2 ENE	0.4 SSW	0.9 SSW	4.4 SSW	8.3 WSW	12.5 WSW	8.6 WSW	11.0							
28	WNW	0.9 NNW	2.8 SW	1.9 W	3.9 W	5.4 W	9.8 W	6.2 W	6.7							
29	NNE	0.3 NNE	0.6 C	0.9 S	2.7 S	3.4 SSW	10.1 SSW	13.5 SW	12.9							
30	W	0.5 NE	0.6 SSE	1.6 SSW	6.4 WSW	8.9 WSW	8.3 WSW	11.5 WSW	11.8							
31	NNE	0.3 C	0.0 W	0.7 E	0.5 SSW	1.5 SW	6.5 SW	8.1 SSW	9.2							
平均 mean		1.2	0.9	1.2	2.2	4.3	7.7	9.5	11.0							

一月逐日雨量 (mm)								總計 Total	日期 Date
13-14	14-15	15-16	16-17	17-18	18-19	19-20	20-21		
									1
									2
									3
									4
									5
									6
									7
									8
									9
									10
									11
									12
									13
									14
									15
									16
									17
									18
									19
									20
									21
									22
									23
									24
									25
									26
									27
									28
									29
									30
									31
								0.0	總計 T.

中華民國二十六年一月逐

Daily Values of Meteorological Elements in

日期 Date	氣壓 pressure 600 mm+	溫度 Temperature (°C)				寒溫 Temp. °C	地溫 Temp. at the Depth (of 13) cm(°C)
		平均 Mean	最高 Max	最低 Min.	校差 Range		
1	10.39	6.5	13.7	-3.0	16.7	-4.2	13.8
2	9.97	8.7	16.5	-2.7	19.2	-4.5	13.6
3	5.64	10.1	17.1	-0.8	18.6	-3.7	13.4
4	4.49	10.9	19.2	0.5	18.7	-1.5	18.3
5	4.64	12.2	19.5	1.0	18.3	-0.8	13.1
6	4.97	13.0	21.6	5.2	15.8	2.3	13.0
7	5.05	12.1	18.2	2.8	16.1	0.5	13.0
8	5.06	11.9	18.2	4.2	13.9	1.7	12.9
9	5.16	11.0	19.1	1.7	17.3	0.0	12.9
10	5.59	10.3	18.2	0.1	18.2	-1.0	12.9
11	8.51	8.4	15.6	-0.1	15.4	2.8	12.8
12	8.22	11.3	18.5	1.2	17.1	0.8	12.8
13	7.24	11.0	17.1	1.8	15.3	0.1	12.8
14	6.35	13.7	19.2	0.5	12.7	2.7	12.7
15	7.02	12.9	18.5	6.5	12.0	2.1	12.7
16	7.37	11.3	18.7	0.5	18.2	-1.8	12.7
17	7.15	12.7	19.6	1.8	18.0	1.0	12.7
18	7.25	12.5	21.0	5.9	15.1	4.3	12.7
19	5.57	11.8	19.5	0.5	19.0	-1.0	12.7
20	4.58	12.3	19.7	2.4	17.3	0.6	12.7
21	5.29	12.6	20.7	2.6	18.1	0.7	12.7
22	6.66	12.1	19.3	1.9	17.4	0.2	12.7
23	5.22	13.1	19.7	2.7	19.6	0.3	12.7
24	5.84	13.0	20.7	2.5	18.2	0.5	12.7
25	9.00	10.1	16.0	2.9	13.1	1.6	12.7
26	7.36	13.1	18.6	3.0	15.8	1.8	12.7
27	6.30	13.7	22.6	4.3	15.7	2.7	12.8
28	5.64	14.0	29.4	4.1	16.3	2.9	12.9
29	5.11	13.1	21.3	2.1	19.2	0.3	13.0
30	1.88	14.2	21.4	5.0	16.4	3.3	13.0
31	3.89	15.0	22.2	6.0	16.2	4.2	13.0
逐日或平均 T. or M.	6.29	11.9	19.0	2.3	16.7	0.4	13.1

日氣象平均要素表

the Month of January, 1937.

濕度		Amount of cloud 0-10	風		雨		Visibility 0-9	Amount of Evap. mm	Miscell- aneous Informa- tions
Absolute mm	Relative %		平均速 mean vel m/s	方向 Dir. Domin.	量 Amt. mm.	時間 Dur. h			
3.93	69.6	0.2	2.5	SSW			4.1	1.1	晴
4.99	60.8	0.0	3.6	SSW			4.5	1.5	晴
4.36	57.1	0.0	5.7	SSW			5.9	3.2	晴
5.66	59.4	0.0	3.9	SSW			5.5	3.5	晴
6.08	58.4	0.0	5.7	SSW			5.5	4.3	晴
6.39	55.1	2.1	5.1	SSW			5.5	4.7	晴
6.32	61.4	0.0	6.9	SSW			5.5	4.8	晴
6.07	61.9	1.2	7.1	WSW			6.3	5.2	晴
5.11	57.4	0.1	6.1	WSW			6.8	5.4	晴
5.32	59.4	0.0	5.6	WSW			5.1	4.7	晴
5.52	67.6	3.2	3.7	S			4.7	2.4	晴
5.65	57.2	0.9	4.8	SSW			5.3	3.5	晴
5.75	59.4	7.5	4.6	SSW			3.2	3.9	晴
6.86	62.4	4.8	7.4	SSW			5.3	4.3	晴
5.63	54.9	0.7	7.6	SSW			7.8	4.8	晴
5.47	49.9	0.1	5.6	SSW			6.3	4.1	晴
6.42	62.6	5.1	6.1	SSW			6.9	4.3	晴
5.69	51.3	0.2	3.9	SSW			7.3	5.7	晴
5.44	51.3	0.0	6.3	SSW			5.6	6.3	晴
5.62	48.3	3.4	4.8	SSW			6.3	6.5	晴
5.89	50.8	0.0	5.9	SSW			6.0	6.7	晴
5.59	49.6	0.3	5.0	SSW			5.3	6.8	晴
5.73	50.5	1.0	7.9	SSW			5.7	5.7	晴
5.88	51.2	0.3	6.9	SSW			5.8	5.5	晴
6.16	69.0	3.5	2.8	SSW			4.6	3.3	晴
6.93	64.6	1.5	6.0	SSW			4.9	5.7	晴
6.31	54.4	0.9	5.3	WSW			6.0	5.8	晴
6.76	50.9	0.1	4.6	W			6.7	6.0	晴
6.62	54.1	0.1	6.0	SSW			5.0	6.3	晴
6.22	54.6	0.4	6.1	W			5.8	6.5	晴
7.53	54.8	0.7	3.8	SSW			6.1	5.1	晴
5.95	57.1	1.5	5.4		0.0	0.0	5.7	149.6	

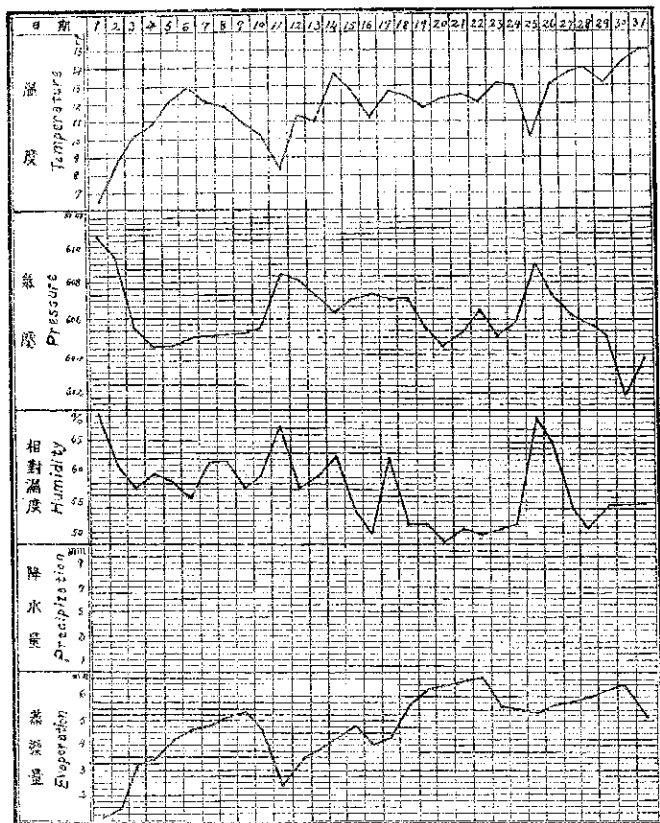
觀測紀錄凡例

- (1) 本所設於明太華山嶺，現正補設設備中，暫假昆明代用氣象總所所，開始工作，其位置為東經 $102^{\circ}41'56''$ ，北緯 $25^{\circ}5'21''$ ，19，假設水面高出海平面1922.1公尺。
- (2) 逐日觀測紀錄二十四時，用東經 105° 標準時，自六時至二十一點在杜觀十六次，二十二時至翌日五時之相對溫度紀錄，採自自動儀器，錄於表紙。
- (3) 氣壓讀數以公厘為單位，有標度者標度訂正，惟未標度者訂正。
- (4) 溫度之攝氏向度為標準，逐日最高最低氣溫，係觀自最高及最低溫度表所得之數，非用杜觀溫度表之最高最低。
- (5) 相對濕度由乾濕球溫度表計算而得，以公厘為單位。
- (6) 風向用十六方向，風速紀錄每秒公尺數。
- (7) 雲向亦用十六方向，惟每日電報中，單作球入方向。
- (8) 雲量以天空為其所蔽之區域而定；凡雲量自0—2.9稱為晴天，3—7.9稱為在天，8以上稱為阴天。
- (9) 雲量用國際通行之名稱。
- (10) 降水量一日內在0.05公厘以上者稱為雨天，不計0.05公厘，則以丁字「J」符號。
- (11) 能見度以0—9級，用百方測定之。
- (12) 各種符號，悉依國際規定之通用符號。

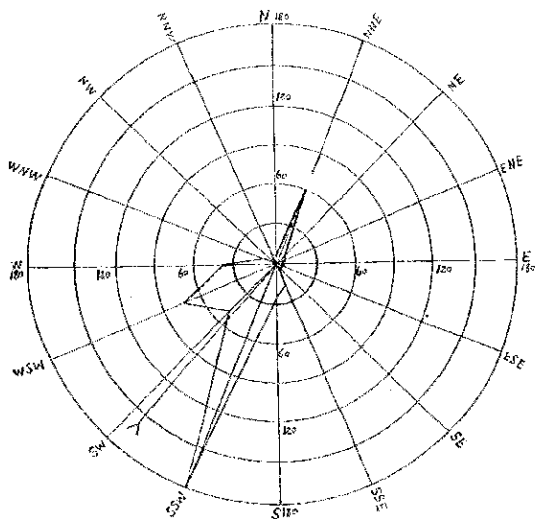
等級	能見度	
	能見	不能見
0	—	100 公尺
1	100 公尺	200 公尺
2	200 公尺	500 公尺
3	500 公尺	1 公里
4	1 公里	2 公里
5	2 公里	6 公里
6	6 公里	10 公里
7	10 公里	20 公里
8	20 公里	50 公里
9	50 公里	—

天氣符號	
☉	晴天
☁	少雲
☂	多雲
☃	陰天
☄	雷電
★	霧
☆	霜
☇	雪
☈	冰雹
☉	雨
☊	雪
☋	冰雹
☌	霧
☍	霾
☎	煙
☏	塵
☐	沙
☑	塵
☒	煙
☓	塵
☔	霧
☕	霾
☖	煙
☗	塵
☘	霧
☙	霾
☚	煙
☛	塵
☜	霧
☝	霾
☞	煙
☟	塵
☠	霧
☡	霾
☢	煙
☣	塵
☤	霧
☥	霾
☦	煙
☧	塵
☨	霧
☩	霾
☪	煙
☫	塵
☬	霧
☭	霾
☮	煙
☯	塵
☰	霧
☱	霾
☲	煙
☳	塵
☴	霧
☵	霾
☶	煙
☷	塵

中華民國二十六年一月份各項氣象要素逐日變遷圖
 March of Different Meteorological Elements in the Month of January, 1937.



中華民國二十六年一月份風向圖
WIND ROSE FOR January, 1937.



—— 風向次數
Frequency

—— 合成風向
Resultant Direction

方向 Dir.	N	NNE	NE	ENE	E	ESE	SE	SSE	S	SSW	SW	WSW	W	WNW	NW	NNW	Y	C
次數 Frequency	4	6	9	5	3	6	3	17	24	179	49	73	38	9	1	7		9
百分數 %	0.8	1.2	1.8	1.0	0.6	1.2	0.6	3.5	4.9	36.0	9.9	14.7	7.7	1.8	0.2	1.4		1.8


雲南省立
昆明測候所

氣象月報

龔自知題



第二卷 第二期



中華民國二十六年二月份

MONTHLY METEOROLOGICAL BULLETIN

OF

METEOROLOGICAL STATION OF YUNNAN PROVINCE,
KUNMING.

February, 1937.

VOL. 2, NO. 2.

目次

Table of Contents

本月份天氣概況 *A Summary of Weather Conditions, during the
Month of February, 1937.*

本月份氣象摘要 *Monthly Summary.*

氣壓 *Barometric Pressure.*

溫度 *Air Temperature.*

絕對濕度 *Absolute Humidity.*

相對濕度 *Relative Humidity.*

雲狀與雲向 *Cloud: Forms and Direction.*

雲量 *Cloud Amount.*

能見度 *Visibility.*

風向與風速 *Wind Direction and Velocity.*

雨量 *Amount of Rainfall.*

逐日氣象平均要素 *Daily Values of Meteorological Elements.*

凡例 *Explanatory Remarks.*

各項氣象要素變遷圖 *March of Different Meteorological Elements.*

風向圖 *Wind Rose.*

民國二十六年二月份昆明天氣概況

一、概

昆明本月天氣，月初仍極乾旱，至十日晚始得霖雨，計自十二月三十一日吹雪，得降水 0.5 m.m. 以來，湖雨未下，又已四十一日矣！本月中下雨旬，降雨五次，全月總得雨量 20.0 m.m. 雖不及歷年同月標準平均數 22.1 m.m. 之豐沛，然量麥草木，潤濟不少焉。

本月氣溫，平均 13.10°C. 比一月份增 1.2°C. 較諸往年平均數，亦偏差仍高 2.3°C. 月中大陸高氣壓勢漸衰弱；低氣壓形勢勃興，絡繹進展，長江中下流天氣為之兩變；全月低氣壓中心，發育近於雲南者凡七次，僅二次變性無雨，其五次昆明俱得相當雨量。

月初寒潮停頓於四川盆地，一日昆明氣壓驟縮最高達 612.86 m.m. （宋施高茂訂正），連朝凝霜；二日晨氣溫最低；六日有低氣壓孕育於湖北盤江間，十四時昆明氣溫昇至 23.0°C. 但射散甚速，早晨仍僅霜低霧，雲淡霧縵。

十日低氣壓經過瀘南，昆明午後十八時十分開始降雨，得量 1 m.m. 電光閃閃，為本年雷雨初期。

十四日寒潮南下川東，十五日控臨中原，而越是熱帶氣團發展，不連續而週接屬於漢中，兩日夜昆明得雨 5.4 m.m.

十九日低氣壓發育於黔西，午夜線速臨昆明，得雨 4.6 m.m. 為本月中一日最多雨量；二十日低氣壓中心進至湘西，七時昆明有雨 0.2 m.m. 高氣壓漸渡，是居日本，二十一，二十二兩日，昆明見日月暈；廿二日低氣壓發育於桂西，及華南，廿三日停頓不進，力益加深，昆明降雨 4.4 m.m. 永平上午四時半發生地震，人多驚醒；黔滇桂鄂皖浙等省，同日皆有雷雨。

二十四日低氣壓進球稍進，前鋒江漢氣壓最低；海寧昆地微震，睡者不覺；二十六日西北高氣壓力復擴大，熱帶氣團進至雲南，已隨變性，昆明晨仍低霧凝霜，即本年之終霜期！十五時氣壓驟縮最低達 601.16 m.m.

廿八日南盤江流域，發生低氣壓，中心常速昆明，風力極大，每秒至 17.7 公尺；午後降雨 4 m.m. 民衆歡騰！

中華民國二十六年二月氣象綱要
Monthly Summary for February, 1937.

氣壓 Air Pressure

極端最高	Extreme maximum	612.86mm	在1月15時	on 1st 11h
極端最低	Extreme minimum	601.16mm	在26日 15時	on 26th 15h
平均Mean	本年 Present	606.80mm		
	往年 Past	606.09mm		

氣溫 Air Temperature

極端最高	Extreme maximum	23.0°C	在6月14時	on 6th 14h
極端最低	Extreme minimum	2.9°C	在2日 6時	on 2nd 6h
最高平均	Mean maximum	19.0°C		
最低平均	Mean minimum	5.5°C		
平均Mean	本年 Present	13.1°C		
	往年 Past	10.8°C		

風 Wind

最大風速	Maximum velocity	17.7m/s	在28日14時	on 28th 14h
合成風向	Resultant direction	S 41° 11' W		

降水量 Precipitation

雨量	Rainfall	2.09mm		
一日最多雨量	Greatest in 24 hours	4.6mm	在19日	on 19th
標準雨量	Normal Rain	22.1mm		

雜記 Miscellaneous Informations

晴天日數	Clear days	10
曇天日數	Partly cloudy days	6
陰天日數	Cloudy days	3
雨天日數	Rainy days	9
有閃電日數	Days with lightning	1
有霧日數	Days with mist	5
有露日數	Days with fog	3
有低霧日數	Days with ground fog	15
有溫霧日數	Days with wet fog	3
有露日數	Days with dew	6
有霜日數	Days with hoar frost	12
有大風日數	Days with gale	2
有日暈日數	Days with solar halo	2
有月暈日數	Days with lunar halo	1

二月 逐日 氣 壓 (600mm⁺)

in the Month of February, 1937. (600mm⁺)

13	14	15	16	17	18	19	20	21	22	23	24	平 均 Mean
10.66	10.11	9.50	9.80	10.06	10.46	10.76	11.16	11.26	11.4	11.3	11.1	10.35
8.86	8.30	7.96	8.16	8.46	8.76	9.36	9.86	10.06	10.9	10.9	10.9	10.10
9.26	8.46	7.86	7.56	7.66	8.06	8.16	8.46	8.56	9.0	8.9	8.4	9.22
6.46	5.66	5.26	5.36	5.66	6.16	6.66	6.96	7.36	7.7	7.8	7.8	7.22
6.56	5.86	5.66	5.66	5.96	6.56	7.16	7.66	7.86	8.5	8.5	8.5	7.31
6.46	6.06	5.76	5.86	6.16	6.56	7.06	7.36	7.76	7.9	8.0	8.0	7.47
6.96	6.16	5.86	5.76	6.06	6.16	6.56	6.96	7.16	7.2	2.2	7.2	7.42
6.96	6.26	5.96	5.86	6.16	6.66	6.86	7.16	7.36	7.0	6.9	6.7	7.15
6.56	5.96	5.66	5.66	5.66	5.96	6.16	6.46	6.66	6.0	6.0	6.0	6.59
4.76	4.26	3.86	3.86	3.86	4.96	5.46	5.46	5.56	5.1	5.1	5.0	5.56
5.36	4.86	4.96	5.16	5.36	5.56	6.16	6.66	7.26	6.7	6.9	6.9	5.79
6.86	6.16	5.86	5.86	6.26	6.66	7.16	7.76	7.96	8.5	8.5	8.4	7.42
6.16	5.26	4.66	4.76	4.86	5.16	5.96	6.46	6.76	6.8	6.8	6.9	6.98
8.46	7.76	7.46	7.66	7.76	7.96	8.06	8.26	8.56	8.6	8.5	8.6	8.15
7.36	5.46	5.86	4.86	4.76	4.86	6.36	7.06	7.56	7.5	7.9	7.9	7.22
8.86	9.26	8.96	7.36	7.46	7.96	8.26	9.16	9.56	9.6	9.5	9.4	8.77
8.16	7.36	7.26	7.36	7.46	8.16	8.56	8.66	9.26	9.8	9.5	9.4	8.92
7.66	8.86	6.36	6.66	6.66	7.06	7.16	7.76	8.26	8.3	8.4	8.4	8.32
6.76	6.46	3.16	5.56	5.46	5.66	6.06	6.36	6.36	6.5	6.6	6.6	6.74
5.46	5.06	5.46	4.56	4.76	4.96	5.46	6.16	6.66	7.0	7.4	7.4	6.24
5.36	4.66	4.06	3.66	3.76	4.26	4.46	4.96	5.06	5.1	5.3	5.2	5.83
3.26	3.16	3.56	3.46	3.66	4.06	4.46	4.96	5.56	6.2	6.6	6.2	4.84
4.56	4.16	3.56	3.56	3.76	3.76	4.16	4.56	4.96	5.0	5.0	5.0	4.74
4.36	3.66	3.36	3.26	3.46	3.66	4.26	4.76	5.46	7.0	7.0	7.0	5.26
4.46	3.76	3.16	2.96	2.86	2.96	3.16	3.46	3.66	5.0	5.0	4.9	4.94
1.56	1.26	1.16	1.36	1.66	2.16	2.76	3.66	3.96	5.8	6.1	6.3	3.11
4.16	3.06	2.56	2.56	2.76	2.86	3.46	3.66	4.06	4.3	4.3	4.0	4.88
2.56	2.06	2.06	1.96	2.16	2.96	2.86	3.96	3.76	3.9	3.8	3.5	3.27
6.27	5.66	5.31	5.21	5.36	5.75	6.18	6.64	6.95	7.2	7.3	7.2	6.80

中華民國二十六年

Air Temperature of every day. m

時分 H.D.	6	7	8	9	10	11	12	13
1	5.5	5.2	5.1	5.3	6.1	6.2	6.5	7.6
2	4.7	4.0	4.7	6.3	11.4	14.1	17.0	18.1
3	3.5	3.1	4.4	3.9	13.1	16.0	18.2	18.4
4	2.4	2.1	2.5	12.7	10.8	15.2	17.6	17.5
5	5.9	6.1	7.7	13.3	16.5	18.8	20.3	20.4
6	5.1	4.9	7.6	14.6	16.2	19.8	21.6	21.9
7	5.0	4.8	6.3	10.6	15.7	18.0	19.4	20.1
8	5.6	5.2	6.3	11.0	16.0	17.6	19.3	19.8
9	6.0	6.6	7.9	11.8	16.0	18.0	19.2	19.8
10	6.4	6.2	7.8	10.3	14.5	16.7	18.4	17.4
11	8.2	7.8	9.3	11.6	13.0	16.7	18.0	18.6
12	5.2	5.2	7.0	11.1	15.0	17.1	18.2	18.9
13	6.6	6.8	7.4	8.8	10.0	12.1	13.8	15.6
14	8.9	7.5	8.0	8.1	9.4	9.3	10.4	11.2
15	4.4	4.8	4.0	4.2	4.8	5.8	7.4	7.4
16	3.8	3.6	5.3	9.0	11.0	13.4	15.5	15.4
17	7.0	8.0	8.2	11.8	13.0	15.1	17.8	18.8
18	6.5	6.2	7.0	13.0	15.0	17.6	18.5	19.2
19	8.2	8.7	9.6	10.3	10.0	10.0	10.3	10.4
20	7.3	6.6	8.4	10.7	13.4	15.6	14.9	16.9
21	5.6	5.4	6.4	10.0	14.8	16.8	17.6	18.8
22	5.5	5.6	6.8	10.5	14.8	16.1	17.3	18.3
23	2.0	8.8	9.4	10.6	11.0	9.9	10.4	13.0
24	5.2	5.0	7.1	11.8	14.2	15.6	17.3	18.9
25	9.3	4.2	6.4	11.4	15.4	17.8	19.3	20.2
26	6.1	6.0	8.0	13.9	17.3	19.4	18.9	19.4
27	6.6	5.8	7.1	11.0	14.6	17.0	19.2	19.8
28	11.8	12.0	13.2	15.0	17.9	14.6	19.0	19.4
平均 Mean	6.5	6.2	7.4	10.5	13.3	15.0	16.5	17.2

二月逐日氣溫 (°C)

the Month of February, 1937. (°C)								
14	15	16	17	18	19	20	21	平均 mean
8.4	9.4	9.7	8.9	7.5	6.5	5.8	4.6	6.8
18.2	18.1	17.9	16.7	14.8	12.5	10.6	9.7	12.6
12.0	18.9	18.4	17.1	14.9	13.1	11.8	10.0	12.8
16.6	17.5	17.2	16.1	14.2	12.4	11.4	11.0	13.6
20.5	20.2	19.6	18.4	16.3	14.5	13.5	12.4	15.3
19.8	20.8	19.9	18.2	16.1	14.9	13.6	11.9	15.6
20.5	19.7	19.6	18.3	16.1	14.6	13.4	12.3	14.7
19.8	19.5	19.2	17.8	15.7	14.6	13.2	12.3	14.6
20.0	19.0	18.7	17.7	15.4	14.1	12.9	12.0	14.7
18.0	19.2	17.5	16.6	12.4	11.8	11.6	11.2	13.5
18.5	18.0	17.6	16.2	14.5	12.7	12.4	11.3	14.0
19.0	19.1	19.3	17.7	16.4	15.4	14.3	13.0	14.5
17.4	18.2	17.9	17.8	16.5	15.2	14.4	14.0	13.3
10.9	19.1	8.5	8.0	7.2	6.7	6.8	6.2	8.6
8.1	9.8	9.6	9.6	9.4	8.8	8.6	8.5	7.2
14.4	16.1	15.5	15.0	12.8	11.5	11.0	10.0	11.5
19.2	17.5	16.5	15.0	13.5	13.5	12.8	12.5	13.8
18.8	19.2	18.7	18.5	16.0	14.0	13.0	12.5	14.6
10.5	11.6	11.4	10.9	10.4	9.7	9.6	9.0	10.0
17.2	16.2	15.1	13.5	12.2	11.4	11.5	9.5	12.4
19.1	19.2	18.6	17.2	15.4	13.8	12.2	11.8	13.9
20.2	18.2	17.4	16.1	15.2	14.4	13.4	12.6	13.9
13.6	14.4	14.6	11.6	11.0	10.4	9.6	9.2	11.0
18.8	19.1	18.5	17.4	15.2	12.8	12.4	11.7	13.8
20.6	20.6	20.0	18.8	16.8	15.5	14.2	12.9	15.2
19.8	20.1	19.2	18.3	15.9	14.3	13.6	12.7	15.2
20.4	21.5	21.7	20.0	18.3	17.0	16.1	15.1	15.7
19.5	19.3	18.4	15.1	13.1	11.6	10.5	10.0	15.0
17.4	17.5	17.0	15.8	14.0	12.8	11.9	11.1	13.1

中華民國二十六年

Absolute Humidity of every day,

時日 H.D.	6	7	8	9	10	11	12	13
1	5.36	5.08	5.08	5.36	5.29	5.00	5.25	5.02
2	5.08	5.08	5.36	6.30	7.39	8.52	9.48	10.02
3	4.94	4.68	4.94	6.77	7.74	8.71	8.96	7.98
4	6.59	7.09	7.16	8.02	7.76	7.99	10.30	9.05
5	5.81	5.81	6.02	7.74	8.04	9.28	9.89	8.68
6	5.09	5.09	5.70	7.22	8.26	8.52	9.07	9.31
7	5.52	5.36	5.81	6.60	7.70	8.26	8.15	8.97
8	5.81	5.52	5.81	7.68	8.04	8.49	9.26	9.26
9	5.59	5.70	5.73	7.39	9.30	9.57	9.50	9.26
10	5.98	5.98	6.02	7.16	8.28	9.48	9.28	9.28
11	6.54	6.30	6.83	7.39	7.74	9.72	9.57	9.78
12	5.09	5.09	5.70	7.16	7.99	8.78	9.28	9.78
13	5.98	5.98	6.57	7.10	7.68	8.26	9.52	9.30
14	6.83	6.81	6.54	6.83	7.09	7.09	7.40	7.68
15	5.08	5.36	4.94	4.94	5.36	5.81	6.77	6.77
16	5.08	5.08	5.52	7.32	8.02	8.52	10.01	9.30
17	6.57	7.10	7.10	8.26	8.85	9.72	9.81	10.02
18	5.81	5.81	6.57	8.67	9.24	9.81	10.02	10.12
19	7.67	7.91	7.91	8.29	8.29	8.29	8.29	8.54
20	6.57	5.98	6.77	7.67	8.38	7.76	8.71	9.48
21	5.29	5.29	5.54	6.59	7.34	8.96	9.05	10.09
22	5.54	5.54	5.70	7.16	7.22	7.47	7.91	7.98
23	8.02	7.40	7.09	7.68	8.26	7.40	7.40	8.05
24	5.09	4.88	5.54	6.88	6.35	7.10	7.67	7.91
25	4.66	4.88	5.54	7.39	9.00	7.67	8.15	8.23
26	5.54	5.54	6.30	8.52	8.19	7.91	7.91	7.44
27	5.54	5.09	5.29	6.07	7.22	8.43	9.26	8.68
28	7.41	6.67	7.22	7.34	8.68	8.52	8.52	8.23
平均 Mean	5.85	5.80	6.08	7.20	7.81	8.25	8.73	8.72

二月逐日絕對濕度 (mm)

in the Month of February, 1937. (mm)

14.	15	16	17	18	19	20	21	平均 Mean
4.18	5.78	6.02	6.25	6.02	5.54	5.09	4.85	5.32
9.78	9.50	9.29	8.96	7.70	7.21	6.88	6.59	7.70
8.44	7.73	7.67	7.91	7.10	6.71	6.28	6.31	7.05
8.19	8.26	8.16	8.43	7.34	7.50	7.11	7.39	7.94
8.23	8.97	8.52	8.44	7.52	7.34	7.22	6.87	7.77
8.78	9.07	9.07	6.54	7.52	7.70	6.98	6.59	7.53
8.97	9.61	8.77	8.41	7.75	7.70	7.22	6.99	7.63
8.97	9.26	9.50	9.28	8.43	7.99	7.76	7.74	8.05
10.09	9.89	10.12	9.28	8.43	7.99	7.76	7.50	8.32
9.78	9.89	8.68	9.20	8.24	7.74	8.02	8.26	8.20
9.26	9.78	9.57	9.02	8.28	7.74	7.74	7.73	8.31
9.89	10.65	10.12	10.02	9.81	8.71	9.00	7.74	8.43
10.30	10.41	10.02	10.02	9.81	9.00	9.24	8.52	8.61
7.40	7.67	7.10	6.77	6.57	6.25	6.25	5.98	6.89
7.10	7.67	7.67	7.67	7.32	7.10	7.10	7.10	6.49
9.24	10.83	9.72	9.59	8.05	8.02	7.73	7.16	8.07
10.12	10.02	9.48	9.00	8.56	8.56	8.28	7.74	8.70
10.65	10.65	9.78	9.28	9.72	9.00	7.74	7.11	8.75
8.54	8.90	8.90	8.54	8.29	7.91	7.67	7.67	8.23
10.02	9.20	8.78	7.90	7.50	6.87	6.57	6.02	7.77
10.09	10.37	9.50	9.28	9.02	8.28	7.21	6.87	8.05
8.15	7.14	7.36	8.26	7.47	7.34	7.22	7.21	7.17
8.52	8.56	8.32	8.02	8.26	7.68	7.67	7.32	7.85
7.14	8.13	7.24	7.52	7.47	6.71	6.59	6.00	6.76
8.16	7.71	7.62	8.15	7.91	7.47	7.34	6.71	7.29
7.62	7.20	7.14	7.38	7.52	7.34	6.47	6.35	7.15
8.78	9.55	8.55	8.68	8.44	8.26	8.19	7.47	7.72
8.23	8.52	8.44	9.02	8.05	7.74	8.02	7.39	7.99
8.74	8.92	8.61	8.46	8.00	7.62	7.37	7.04	7.70

中華民國二十六年

Relative Humidity of every day

日	1	2	3	4	5	6	7	8	9	10	11	12
1	75.0	76.0	76.3	76.3	75.0	75.2	77.0	77.0	76.4	75.5	73.0	72.5
2	76.8	79.0	79.0	78.8	78.7	78.0	79.5	81.2	77.0	71.0	64.0	57.0
3	72.0	72.5	73.0	75.6	71.0	78.8	80.3	80.0	75.5	69.0	62.1	52.3
4	67.0	67.1	68.0	68.8	69.0	72.2	75.0	77.4	72.1	69.0	64.1	58.3
5	75.0	75.8	77.8	78.0	78.9	80.0	80.2	80.2	67.5	52.0	46.2	41.2
6	62.2	64.9	65.7	67.2	68.5	70.1	72.5	70.0	83.0	41.7	36.2	33.0
7	92.4	65.2	67.5	70.0	72.0	73.0	76.2	76.3	71.0	52.5	43.2	39.8
8	67.7	69.9	71.6	72.2	74.3	75.0	77.5	77.0	72.0	66.2	45.5	42.0
9	67.2	67.8	70.0	71.0	72.5	74.0	75.5	75.6	71.2	60.9	51.3	45.0
10	67.0	68.0	70.0	71.6	72.5	74.8	75.2	76.6	75.0	69.7	57.0	50.0
11	82.0	80.0	79.0	79.6	79.0	78.0	77.3	77.4	70.6	65.3	56.2	51.3
12	62.7	66.5	70.0	71.2	72.5	75.0	77.7	78.0	72.0	62.3	54.3	50.0
13	77.5	78.0	78.0	80.0	80.2	81.5	81.7	81.7	80.5	80.0	77.8	73.2
14	67.0	68.0	70.0	72.0	72.2	76.0	78.3	80.2	81.2	80.0	79.0	76.1
15	88.3	89.8	90.2	90.5	90.5	90.2	88.0	88.4	89.8	90.0	90.0	90.8
16	80.8	86.6	86.2	86.8	87.0	87.0	87.5	87.6	80.9	67.5	57.2	52.2
17	78.8	79.0	79.5	81.1	82.0	82.5	84.0	84.8	76.2	72.8	53.2	47.5
18	70.1	72.0	74.0	75.0	77.6	79.0	81.2	81.2	75.4	65.5	54.3	46.1
19	76.0	77.5	78.2	79.5	80.7	80.3	81.5	82.5	81.0	80.5	85.1	84.0
20	84.0	84.0	84.0	84.8	85.0	85.0	86.0	86.0	80.2	70.2	63.0	60.0
21	72.8	73.0	76.2	75.1	75.1	76.0	70.8	70.5	62.7	55.7	47.2	33.0
22	67.5	70.0	72.5	73.0	74.0	74.8	75.8	77.5	75.6	65.8	48.0	44.8
23	61.6	67.5	67.8	70.0	72.0	73.0	75.5	75.2	78.0	81.2	83.8	84.2
24	80.0	80.0	75.0	76.2	75.1	75.4	76.3	75.0	57.5	48.0	42.0	39.1
25	62.4	63.0	67.4	67.5	69.8	70.0	72.0	72.2	67.2	59.8	47.5	44.8
26	62.6	64.3	66.0	67.1	69.8	70.0	74.2	77.4	70.9	82.2	42.2	39.8
27	61.0	66.3	65.0	65.8	70.0	70.0	73.8	70.6	63.8	55.7	52.5	47.8
28	62.4	62.4	59.8	59.9	60.1	62.0	63.0	63.0	58.0	55.3	48.6	48.2
平均 Mean	70.3	72.5	73.5	74.5	75.4	76.5	77.6	77.9	72.5	65.2	58.0	54.1

二月逐日相對濕度 (%)

in the Month of February, 1937. (%)

13.	14.	15.	16.	17.	18.	19.	20.	21.	22.	23.	24.	平均 mean
69.7	67.6	65.1	64.7	69.2	72.4	73.2	75.0	76.2	77.7	77.8	78.2	73.8
52.0	50.4	48.2	49.5	51.0	55.8	59.7	62.0	63.2	65.0	62.0	70.0	66.3
45.0	41.2	35.2	36.0	37.0	40.2	45.6	50.7	57.0	57.5	62.4	65.1	60.1
50.7	52.0	50.2	44.3	52.6	54.7	61.0	65.3	67.0	68.0	70.2	72.6	64.1
38.0	37.2	36.0	35.2	37.6	40.0	45.6	49.9	50.0	53.9	57.5	58.0	57.2
31.4	29.8	29.7	29.9	31.2	37.0	41.0	46.2	47.5	52.5	54.8	59.2	49.6
35.0	34.6	35.2	35.0	36.2	40.9	47.6	50.6	57.0	60.0	62.8	65.2	55.4
39.8	37.8	37.5	37.6	40.6	45.0	52.5	55.5	57.5	59.8	62.5	64.8	58.0
42.0	40.2	40.5	40.1	43.8	50.0	52.6	56.0	56.0	60.0	62.5	65.1	58.8
52.0	50.7	49.2	50.0	52.3	75.8	77.6	77.6	79.2	78.0	78.0	82.0	67.9
47.6	46.0	45.8	45.5	47.3	47.9	53.0	55.0	58.5	60.0	59.7	60.0	62.6
49.3	48.0	45.0	44.9	45.0	47.6	50.0	53.0	60.8	70.1	74.0	76.0	61.5
58.5	62.2	54.7	54.0	53.0	56.0	59.6	60.2	60.1	62.0	62.5	65.0	69.5
77.0	75.3	79.8	85.6	87.4	87.7	87.7	87.5	87.5	87.5	87.6	87.6	80.0
88.0	88.0	87.4	85.0	84.9	85.5	89.2	87.5	87.4	87.5	87.5	87.0	88.4
51.0	54.0	50.6	45.5	46.0	51.8	57.5	63.8	67.5	72.2	77.5	79.9	69.6
36.7	34.5	34.8	37.0	37.5	42.0	43.0	47.5	52.0	54.2	62.0	70.0	60.5
39.0	39.8	39.0	40.0	40.0	43.0	50.7	24.2	57.5	69.2	67.0	72.5	60.6
84.7	86.0	84.2	82.2	80.7	82.5	83.0	83.2	83.2	84.0	85.0	84.9	82.1
52.0	47.8	47.8	49.8	50.8	54.6	57.6	60.0	61.2	60.8	65.0	70.0	67.9
38.0	38.2	38.0	37.5	38.0	41.2	46.2	49.0	52.6	57.4	60.3	64.0	56.7
42.8	42.5	42.5	45.0	50.2	51.2	52.0	55.2	58.5	60.3	61.0	62.6	60.1
77.6	75.0	71.2	66.0	78.0	79.8	79.6	79.9	79.0	77.8	79.2	80.0	75.6
37.8	37.2	35.7	35.9	36.0	37.8	42.0	47.2	49.8	50.0	53.5	60.8	55.1
38.1	37.5	37.0	36.8	37.4	39.6	43.6	44.3	47.5	53.0	57.2	60.0	53.9
38.8	37.2	37.0	37.0	37.6	37.8	44.0	45.2	49.0	50.0	52.4	53.0	53.1
46.2	46.2	41.8	37.5	39.0	44.0	47.6	48.8	52.0	57.0	58.0	59.0	55.5
45.1	43.8	45.4	50.4	65.2	77.0	77.5	82.2	77.1	78.0	80.0	89.0	62.7
50.5	49.3	48.0	47.8	50.2	54.3	57.9	60.4	62.5	64.8	67.1	69.7	63.8

二月逐日雲狀及雲向

Day in the Month of February, 1937.

12		13		14		15		16		17		18		日期 Date
狀 For.	向 Dir.	狀 For.	向 Dir.	狀 For.	向 Dir.	狀 For.	向 Dir.	狀 For.	向 Dir.	狀 For.	向 Dir.	狀 For.	向 Dir.	
N	E	N	ENE	AS	NE	AS	SSW	CS	WSW	CS	WSW	CS	WSW	1
SK		CS		CS		CS		CS	W	CS		CS		2
SK	WSW	SK	W	FK	W	FK	W	FK	W	FK	W	FK	W	3
SK		CS		CS		CS		CS	W	CS		CS	W	4
		CS		CS		CS		CS	W	CS		CS	W	5
														6
CS	WNW	CK	WNW	CK	WSW	CK	W	CK	W	CK	W	CK	W	7
K	W	K	W	FK	W	FK	W	FK	W	FK	W	FK	W	8
SK	WSW	SK	WSW	SK	WSW	SK	WSW	SK	WSW	SK	WSW	SK	WSW	9
SK	W	SK	W	SK	W	SK	W	SK	W	SK	W	SK	W	10
SK	W	SK	W	SK	W	SK	W	SK	W	SK	W	SK	W	11
SK	W	SK	W	SK	W	SK	W	SK	W	SK	W	SK	W	12
N	SE	N	SE	N	SSW	N	SSW	N	SE	N	SE	N	SE	13
N	SE	N	SE	N	SSW	N	SSW	N	SE	N	SE	N	SE	14
N	SE	N	SE	N	SSW	N	SSW	N	SE	N	SE	N	SE	15
SK	SSW	SK	SSW	SK	SW	SK	SW	SK	SW	SK	SW	SK	SW	16
K	WSW	K	WSW	C	W	CS	W	CS	W	CS	W	CS	W	17
SK	WSW	SK	WSW	K	WSW	K	WSW	SK	SW	SK	SW	SK	SW	18
N	SSW	N	SSW	N	SW	N	SSW	N	SSW	N	SSW	N	SSW	19
SK	SSW	SK	SSW	SK	SW	SK	SW	SK	SW	SK	SW	SK	SW	20
CS	SW	C	SW	C	SW	C	SW	C	SW	CS	SW	C	SW	21
CS	SW	CS	SW	CS	SW	CS	SW	CS	SW	CS	SW	CS	SW	22
N	SW	AS	SW	AS	SW	AS	SW	AS	SW	AS	SW	AS	SW	23
CK	SW	CK	SW	K	SW	K	SW	K	SW	K	SW	K	SW	24
														25
SK	W	SK	W	SK	W	SK	W	SK	W	SK	W	SK	W	26
SK	W	SK	WSW	SK	WSW	SK	WSW	SK	WSW	SK	WSW	SK	WSW	27
AK	WSW	AS	WSW	AS	WSW	AK	WSW	AK	WSW	N	WSW	AS	WSW	28

中華民國二十六年二月逐日雲量

Cloud Amount of every day, in the Month of February, 1937.

日 D.	Cloud Amount of every day, in the Month of February, 1937.																					天 Mean
	6	7	8	9	10	11	12	13	14	15	16	17	18	19	20	21	天 Mean					
1	10.0	10.0	10.0	10.0	10.0	10.0	10.0	10.0	10.0	10.0	10.0	8.5	9.0	9.0	6.8	3.2	4.0	8.8				
2	9.5	7.2	2.5	0.2	0.1	0.0	0.0	0.0	0.3	0.4	0.8	0.8	0.5	0.0	0.0	0.0	1.4					
3	0.0	0.0	0.0	0.0	0.0	0.0	0.1	0.1	0.2	0.2	0.1	0.1	0.0	0.0	0.0	0.0	0.1					
4	8.2	6.0	9.5	7.0	8.0	8.0	6.0	6.0	6.0	4.7	3.6	1.3	0.5	0.0	0.0	0.0	4.7					
5	0.0	0.0	0.0	0.0	0.0	0.0	0.0	0.0	0.0	7.5	4.2	4.0	1.0	0.5	0.0	0.0	1.2					
6	0.4	0.4	0.0	0.0	0.0	0.0	0.0	0.0	0.0	0.0	0.0	0.0	0.0	0.0	0.0	0.0	0.1					
7	0.5	0.5	0.5	0.5	0.5	1.5	7.0	7.0	6.0	6.0	3.0	7.4	1.0	0.4	0.0	0.0	2.6					
8	0.0	0.0	0.0	0.0	0.0	0.1	0.1	0.1	0.1	0.4	0.4	0.8	2.0	1.0	0.5	0.3	0.4					
9	6.5	8.0	8.0	7.0	3.8	3.5	3.0	2.0	3.0	4.0	2.5	1.0	0.0	0.0	0.0	0.0	3.1					
10	8.5	9.0	9.5	9.5	8.2	8.3	8.5	9.2	9.0	9.0	9.0	9.3	8.0	7.0	8.2	8.8	8.8					
11	0.5	0.5	0.8	2.5	3.4	3.0	3.7	4.0	7.0	6.0	5.0	2.8	2.0	0.0	0.0	0.0	2.6					
12	0.0	0.0	0.0	0.0	0.0	1.0	1.0	1.3	2.0	2.2	3.0	5.7	2.0	1.0	0.5	1.0	1.3					
13	9.8	9.9	9.9	9.9	9.0	9.5	9.0	8.3	9.0	9.0	9.8	9.0	10.0	10.0	10.0	9.8	9.5					
14	10.0	10.0	10.0	10.0	10.0	10.0	10.0	10.0	10.0	10.0	10.0	10.0	10.0	10.0	10.0	10.0	10.0					
15	10.0	10.0	10.0	10.0	10.0	10.0	10.0	10.0	10.0	9.8	8.0	8.0	6.0	10.0	8.0	10.0	9.4					
16	0.2	0.2	0.0	0.1	2.0	7.0	8.0	8.0	9.0	8.3	8.5	4.0	1.5	0.0	0.0	0.0	2.6					
17	2.0	2.0	2.5	3.0	4.7	1.3	1.0	1.0	2.3	2.0	9.2	9.5	9.0	10.0	9.8	9.0	5.3					
18	2.0	3.3	2.6	1.0	1.0	1.0	2.0	3.0	3.0	2.2	4.2	5.3	2.1	7.5	7.2	7.0	3.4					
19	10.0	10.0	10.0	10.0	10.0	10.0	10.0	10.0	10.0	10.0	10.0	10.0	10.0	10.0	10.0	10.0	10.0					
20	8.0	9.2	6.0	6.5	8.0	7.0	6.2	5.0	3.0	3.0	3.7	1.5	1.0	2.2	0.0	0.0	4.3					
21	8.1	10.0	8.0	1.7	3.2	2.0	2.0	2.0	9.0	8.0	6.0	3.0	3.0	5.3	9.7	1.2	6.1					
22	1.0	1.0	9.0	10.0	9.0	9.8	10.0	10.0	10.0	10.0	10.0	10.0	10.0	7.0	10.0	9.8	7.6					
23	10.0	10.0	10.0	10.0	10.0	10.0	10.0	7.0	8.0	8.0	8.5	8.5	7.3	7.5	7.0	2.3	8.4					
24	3.0	3.5	4.5	3.0	3.0	5.0	5.0	2.0	1.5	1.0	1.0	1.3	0.5	0.1	0.0	0.0	2.2					
25	1.0	0.4	0.4	0.3	0.3	0.3	0.0	0.0	0.0	0.0	0.1	0.1	0.1	0.0	0.0	0.0	0.8					
26	0.0	0.0	0.0	0.4	0.6	7.0	7.0	6.0	5.0	3.5	2.6	1.0	0.8	0.0	0.0	0.0	2.2					
27	1.5	2.0	2.0	1.0	1.3	1.4	1.5	2.0	3.0	4.5	7.0	7.5	7.0	7.0	6.3	5.0	3.8					
28	8.2	8.5	8.8	9.0	8.2	9.8	9.0	9.8	9.0	7.0	9.0	10.0	7.0	2.0	10.0	1.0	7.9					
29 天 Mean	4.0	4.7	4.9	4.3	4.4	5.0	5.3	5.0	5.2	5.5	5.3	5.0	4.0	3.7	3.9	3.8	4.6					

中華民國二十六年二月逐日能見度

Visibility of every day, in the Month of February, 1937.

日	6	7	8	9	10	11	12	13	14	15	16	17	18	平均 Mean
1	7	8	7	5	7	7	7	7	7	7	7	5	5	6.6
2	5	2	2	2	2	4	5	5	5	5	5	4	4	3.8
3	3	2	2	2	2	3	5	5	5	5	5	5	5	3.9
4	5	5	3	3	3	7	8	8	8	7	8	8	6	6.5
5	7	4	2	2	3	7	8	9	9	9	8	8	8	6.7
6	4	1	2	4	7	6	8	8	8	8	8	7	7	6.2
7	3	3	2	2	4	7	8	8	8	8	8	7	7	5.8
8	4	2	2	2	4	7	7	7	7	7	8	7	7	5.5
9	5	4	3	2	4	5	7	7	7	7	7	7	7	5.4
10	4	3	2	2	3	4	5	6	7	7	7	7	7	4.9
11	7	7	8	8	8	8	8	8	8	8	8	8	7	7.8
12	7	4	4	4	4	7	7	8	8	8	8	8	8	6.5
13	5	4	4	4	5	6	6	7	7	8	8	7	7	6.5
14	5	5	5	5	5	5	5	5	5	4	3	3	4	5.9
15	5	5	3	2	2	2	2	4	6	6	7	7	7	4.5
16	7	7	2	2	7	8	8	8	8	9	8	7	7	6.8
17	5	3	3	7	8	8	9	9	9	9	8	6	5	6.9
18	5	6	7	7	7	8	8	8	9	9	8	8	7	7.1
19	5	6	3	1	1	2	2	2	4	7	7	7	7	4.2
20	5	5	4	6	7	7	8	8	8	9	9	8	8	7.2
21	7	2	7	8	8	8	9	9	9	9	9	9	8	7.8
22	7	4	2	2	9	9	9	8	9	9	9	8	8	7.2
23	4	5	2	2	4	4	5	7	7	8	8	8	7	7.4
24	7	2	2	8	8	8	8	8	9	9	9	9	9	7.5
25	5	4	2	2	5	7	8	8	8	9	9	9	9	6.4
26	4	2	2	2	7	8	8	8	8	8	8	8	8	6.2
27	4	2	2	3	4	4	7	7	7	7	7	7	7	5.2
28	7	6	7	7	7	7	7	7	7	7	7	7	6	6.8
平均 Mean	5.4	3.9	3.4	3.9	5.5	6.5	6.4	7.1	7.4	7.6	7.5	7.0	6.9	6.0

中華民國二十六年

Wind Direction and Wind Velocity of

時 日 D.	6		7		8		9		10		11		12		13	
	向 Dir.	速 Vel.	向 Dir.	速 Vel.	向 Dir.	速 Vel.	向 Dir.	速 Vel.	向 Dir.	速 Vel.	向 Dir.	速 Vel.	向 Dir.	速 Vel.	速 Vel.	
1	ENE	1.7	E	3.0	E	1.8	E	0.3	E	0.5	NE	1.0	E	0.6	E	3.3
2	NNE	0.4	NNE	0.5	C	0.0	WSW	0.3	NNW	1.8	SSW	4.0	S	4.0	NNW	2.6
3	NNE	0.3	NNE	0.3	NNE	0.4	NNE	0.3	S	4.0	S	4.8	ESE	2.7	S	11.1
4	SSW	8.3	SW	6.2	SSW	1.2	S	1.4	S	2.6	SSE	4.8	S	9.9	SSW	6.4
5	SW	0.2	W	0.4	W	0.3	SW	3.3	SSW	6.2	WNW	6.3	SW	7.4	SW	10.0
6	WNW	0.5	NW	0.3	SSW	1.6	SSW	6.1	SSW	8.8	SSW	7.4	SSW	9.1	W	6.0
7	NNE	0.5	NNE	0.8	NNE	0.4	SSW	2.3	WSW	6.6	SSW	9.1	SSW	3.6	SSW	9.9
8	NNE	0.4	C	0.0	NNE	0.8	E	2.5	SSW	4.1	SSW	7.8	SSW	8.9	W	10.8
9	NNE	1.4	NNE	3.3	NNE	2.5	W	0.6	S	9.6	W	14.7	SSW	8.1	SSW	10.2
10	NNE	0.3	NNE	0.3	NNE	0.3	C	9.0	S	3.2	SSW	6.0	SSW	13.0	SSW	11.4
11	WNW	3.0	NW	0.4	W	1.9	WSW	9.8	WSW	9.1	SSW	9.6	WSW	12.2	WSW	13.2
12	NE	1.5	NNE	4.3	NNE	4.3	NE	4.1	SE	4.9	SSE	5.7	SSE	2.7	SSW	5.3
13	NNE	1.8	NNE	0.3	NNE	0.5	NNW	0.3	SSK	1.9	SSE	3.4	SSE	5.4	SSE	7.3
14	NNE	0.3	NNE	2.0	NNE	1.2	NNE	9.7	NNE	4.6	ESE	2.2	ESE	2.7	ESE	3.6
15	SE	0.4	SE	1.1	SE	0.5	SE	2.5	SE	0.4	SE	9.5	SE	1.3	S	0.6
16	NNE	0.3	NNE	0.4	ESE	0.5	NNE	0.4	SW	1.4	SW	3.6	SW	14.0	SSW	12.6
17	W	0.3	SSW	1.2	SSW	2.8	SSW	7.4	W	9.6	SW	5.6	SW	7.3	SW	9.2
18	NNE	0.7	NNE	0.3	NNE	0.5	S	0.4	S	3.2	SSW	6.8	WSW	7.6	SW	11.3
19	NW	0.3	NW	0.3	NNW	0.5	SW	0.6	SW	0.4	SW	1.2	WSW	4.4	S	2.1
20	SSW	0.3	SSW	0.3	SSW	1.1	SW	8.8	SW	11.1	WSW	14.1	SW	11.4	W	12.3
21	NW	0.3	W	0.3	W	1.0	SW	3.0	S	7.3	SSW	10.8	SW	12.6	SSW	11.3
22	N	0.3	N	0.3	NNE	0.5	NE	0.6	SSW	8.3	SSW	9.8	SSW	9.3	SW	9.6
23	NW	0.3	N	0.4	N	0.4	N	0.4	N	0.4	WSW	2.3	SW	3.0	SW	10.7
24	ESE	0.4	ESE	0.3	WSW	0.4	WSW	3.5	WSW	8.9	SW	11.0	WSW	11.0	WSW	13.3
25	NNE	0.3	C	0.0	NNE	0.4	ESE	0.3	ESE	0.3	SW	6.7	SW	7.6	SW	10.1
26	NNE	0.4	NNE	1.1	NNE	1.7	SSW	0.9	WSW	10.2	WSW	17.2	W	8.2	WSW	10.6
27	NNE	0.6	NNE	3.9	NE	4.4	NE	3.4	ESE	1.1	ESE	3.9	ESE	3.0	SSW	8.6
28	WSW	1.6	WSW	4.6	WSW	4.9	SSW	8.3	WSW	14.9	WSW	10.2	WSW	7.1	SW	16.2
平均 Mean		1.6		1.3		1.5		2.6		5.3		6.8		7.3		8.8

三月逐日風向及風速

Average day in the Month of February, 1937.

	14		15		16		17		18		19		20		21		平均 Mean
風向 Dir.	速 Vel.	風向 Dir.	速 Vel.	風向 Dir.	速 Vel.	風向 Dir.	速 Vel.	風向 Dir.	速 Vel.	風向 Dir.	速 Vel.	風向 Dir.	速 Vel.	風向 Dir.	速 Vel.		
NE	3.6	SSE	0.5	WSW	3.6	SW	1.9	SSW	0.4	SSW	0.4	ESE	0.7	NNE	0.9	1.5	
NNW	3.7	NNW	1.9	S	5.6	SSW	3.6	S	0.4	NNE	0.5	NNE	0.4	NNE	1.0	1.9	
SEW	10.6	SW	11.5	SSW	8.5	SSW	4.8	SSW	3.8	W	0.4	SW	0.4	WSW	0.3	4.0	
SSW	13.4	SSW	9.5	SSW	6.7	SW	5.8	SW	4.5	SSW	2.2	SSW	0.4	SSW	1.9	5.3	
SSW	10.9	SSW	8.6	SSW	10.2	SSW	6.0	SSW	5.8	SSW	1.0	SSW	4.3	SSW	0.5	5.1	
WSW	10.2	WSW	9.5	SSW	7.6	SSW	5.7	SSW	7.5	SSW	4.2	SSW	2.0	NNW	1.2	5.5	
S	10.7	WSW	3.4	SSW	11.2	SSW	6.7	SSW	2.6	SSW	5.3	SSW	0.9	SSW	0.4	5.0	
SSW	11.5	SSW	7.7	SSW	9.7	SW	6.6	WSW	3.1	SW	2.1	WSW	1.0	WSW	1.1	4.9	
SSW	10.4	SSW	10.5	SSW	7.0	WSW	5.1	WSW	3.9	WSW	3.4	WSW	0.7	SSW	0.4	5.7	
WSW	7.5	WSW	9.6	WSW	10.5	SSW	8.4	NNE	3.1	NNE	2.3	NNW	0.3	SSW	0.4	4.8	
WSW	13.3	WSW	3.9	W	7.2	W	7.6	SW	4.6	SW	4.1	SW	5.3	E	0.5	7.0	
SSW	7.1	SSE	7.8	SSW	9.2	SSW	3.7	SSW	6.4	SSW	9.5	SSW	3.6	NNE	4.4	5.2	
SSW	9.7	SSW	12.3	W	11.8	WSW	5.3	SW	4.2	SW	7.5	SW	4.6	SSW	0.4	4.9	
SE	1.6	SE	2.6	ESE	1.5	NNE	0.4	SE	0.3	SE	3.4	NNE	4.2	NNE	0.7	1.9	
SE	3.6	SE	8.7	SE	3.1	S	4.4	S	4.2	SSW	5.1	SW	6.6	SSW	0.4	2.7	
SW	8.8	SSW	10.4	W	10.0	W	5.1	SSW	4.3	SSW	1.6	SW	2.6	SSW	1.1	4.8	
W	11.5	W	10.5	WSW	7.5	SSW	5.9	SSW	3.0	W	1.9	SW	2.5	SW	0.8	5.5	
W	7.2	SSW	14.5	W	5.0	W	5.2	SSW	3.1	SW	2.9	SW	1.4	SW	0.7	4.5	
SSW	1.1	SSE	7.0	S	4.1	SSW	5.7	S	5.7	W	4.2	SSE	5.6	SSE	1.2	2.7	
W	15.3	SSW	10.6	SSW	11.2	SW	9.7	SW	11.0	SW	8.7	SW	7.5	SW	5.7	8.9	
S	10.4	WSW	11.6	WSW	12.5	WSW	8.5	SSW	6.8	SSW	6.2	SW	1.1	SW	2.1	6.6	
SW	11.4	W	11.1	W	8.9	SSW	11.2	SW	7.0	WSW	4.7	NNW	3.6	SW	0.7	6.1	
W	14.0	WSW	8.9	SW	4.5	SW	8.8	SSW	4.6	WSW	7.2	SSW	3.0	SSW	3.9	5.2	
WSW	15.5	W	11.4	SW	5.3	W	7.6	WSW	0.9	SW	7.5	SSW	3.6	WSW	3.4	6.2	
SSW	8.5	SSW	9.0	SSW	7.8	SW	5.5	SSW	4.3	SW	3.1	WSW	0.4	W	0.3	4.1	
WSW	14.4	WSW	10.4	SSW	1.2	WSW	9.4	W	4.1	W	6.9	SW	1.3	W	1.0	6.5	
SSW	8.8	SSW	5.2	WSW	2.6	SSW	6.0	SSW	7.2	SW	4.4	SSW	8.8	SSW	4.8	4.8	
SW	17.7	W	6.9	W	9.0	NNW	6.6	WSW	3.2	WSW	6.9	N	7.4	SW	0.5	7.2	
	9.7		8.6		8.2		6.1		4.5		3.4		2.6		1.5	4.9	

中華民國二十六年

Rainfall Amount in the

時日 H D.	昨日 21-6	6-7	7-8	8-9	9-10	10-11	11-12	12-13
1								
2								
3								
4								
5								
6								
7								
8								
9								
10								
11	0.5							
12								
13			T	T				
14								
15	0.2	T	T	T	0.5	1.8	1.0	0.1
16	0.2							
17								
18								
19	T				0.2	1.3	1.5	0.3
20		T	0.2					
21								
22								
23			T	T	0.4	2.3	1.1	0.2
24								
25								
26								
27								
28								
總計 Total	0.9	T	0.2	T	1.1	5.4	3.6	0.6

二月逐日雨量 (mm)

Month of February, 1937. (mm)								總計 Total	日期 Date
13-14	14-15	15-16	16-17	17-18	18-19	19-20	20-21		
									1
									2
									3
									4
									5
									6
									7
									8
					0.9	T	T	0.9	9
								0.5	10
				T	T			T	11
	0.1	0.5	0.5	0.1		T		1.2	12
T					T	0.4	T	4.0	13
								0.2	14
								0.2	15
1.0	0.3							0.2	16
								4.6	17
								0.2	18
			0.4						19
								4.4	20
									21
									22
									23
									24
									25
									26
			1.4	1.3		0.4	0.9	4.0	27
									28
1.0	0.4	0.5	2.3	1.4	0.9	0.8	0.9	2.00	總計 Total

中華民國二十六年二月

Daily Values of Meteorological Elements in

日期 Date	氣壓 pressure 600 mm+	溫度 Temperature (°C)				氣溫 Temp. °C	地溫 Earth Temp. of the Depth of 100cm(°C)
		平均 Mean	最高 Max.	最低 Min.	較差 Range		
1	10.35	6.8	13.7	4.6	9.1	4.5	13.0
2	10.10	12.6	19.5	2.9	16.6	2.0	13.0
3	9.72	12.8	20.2	3.0	17.2	1.5	13.0
4	7.22	13.6	19.0	7.8	11.2	5.6	13.0
5	7.31	15.3	21.0	5.2	15.8	3.5	13.0
6	7.47	15.6	23.0	4.8	18.2	2.9	13.0
7	7.42	14.7	20.6	4.7	15.9	3.0	13.0
8	7.15	14.6	20.3	5.2	15.1	3.1	13.0
9	6.59	14.7	20.6	5.6	14.8	4.8	13.1
10	5.56	13.5	19.7	6.0	13.7	4.6	13.2
11	5.79	14.0	19.8	7.2	12.6	5.0	13.3
12	7.42	14.5	19.8	4.7	15.1	3.2	13.3
13	6.98	13.3	18.5	6.2	12.3	5.9	13.4
14	8.15	8.6	14.5	6.3	8.2	7.3	13.5
15	7.22	7.2	10.3	3.8	6.5	4.5	13.6
16	8.77	11.5	16.7	3.2	13.5	1.7	13.4
17	8.92	13.8	19.5	6.5	13.0	3.2	13.4
18	8.32	14.6	20.0	5.5	14.5	3.5	13.4
19	6.74	10.0	15.0	7.8	7.2	5.0	13.4
20	6.24	12.4	18.5	6.5	12.0	5.5	13.4
21	5.83	13.9	20.0	4.5	15.5	2.8	13.4
22	4.84	13.9	20.5	5.2	15.3	4.0	13.4
23	4.74	11.0	15.6	8.3	7.3	6.5	13.4
24	5.26	13.8	20.0	4.0	16.0	3.0	13.3
25	4.94	15.2	21.3	4.0	17.3	2.8	13.3
26	3.11	15.2	21.2	5.7	15.5	4.0	13.3
27	4.88	15.7	22.2	5.8	16.4	4.3	13.4
28	3.27	15.0	21.0	10.0	11.0	9.3	13.4
總數(28日) T. or M.	6.60	13.1	19.0	5.5	13.5	4.2	13.3

逐日氣象平均要素表

The Month of February, 1937.

濕度		Amount of cloud 0-10	風		雨		能見度 Vis. 0-9	蒸發量 Amount of Evap. mm	雜項 Miscell- aneous Informa- tions
絕對 Absolute mm	相對 Relative %		平均速 mean vel. m/s	盛行 Dir. Domin	量 Amt. mm.	時數 Dur. h			
5.32	73.8	8.8	1.5	E			6.6	2.3	
7.70	66.3	1.4	1.9	NNE			3.8	3.3	
7.05	60.1	0.1	4.0	SSW			3.9	2.7	
7.94	64.1	4.7	5.3	SSW			6.5	4.0	
7.77	57.2	1.2	5.1	SSW			6.7	4.2	
7.53	49.8	0.1	5.5	SSW			6.2	4.5	
7.63	55.4	2.6	5.0	SSW			5.8	4.5	
8.05	58.0	0.4	4.9	SSW			5.5	4.0	
8.32	58.8	3.1	5.7	SSW			5.4	5.6	
8.20	67.9	8.8	4.8	SSW	0.9	0.5	4.9	3.3	
8.31	62.6	2.6	7.0	WSW	0.5	1.0	7.8	4.1	
8.43	61.5	1.3	5.2	SSW			6.5	4.9	
8.61	69.5	9.5	4.9	SSE	T		4.9	4.2	
6.89	80.0	10.0	1.9	NNE	1.2	2.7	4.5	2.0	
6.49	88.4	9.4	2.7	SE	4.0	4.6	4.5	1.2	
8.07	60.6	3.6	4.8	SW	0.2	0.5	6.8	2.6	
8.70	60.5	5.3	5.5	W			6.9	3.4	
8.75	60.6	3.4	4.5	SW			7.1	3.7	
8.23	62.1	10.0	2.7	S	4.6	4.8	4.2	1.3	
7.77	67.9	4.3	8.9	SW	0.2	0.4	7.2	2.9	
8.05	56.7	6.1	6.6	SSW			7.8	3.5	
7.17	60.1	8.6	6.1	SW			7.2	3.3	
7.65	75.6	8.4	5.2	SW	4.4	4.0	5.4	2.0	
6.76	55.1	2.2	6.2	WSW			7.5	3.2	
7.29	53.9	0.2	4.1	SW			6.4	3.5	
7.15	53.1	2.2	6.5	WSW			6.2	4.6	
7.72	55.5	3.8	4.8	SSW			5.2	3.8	
7.99	62.7	7.9	7.2	WSW	4.0	1.3	6.8	4.3	
7.70	63.8	4.6	4.9		20.0	19.8	6.0	97.8	

觀 測 紀 錄 凡 例

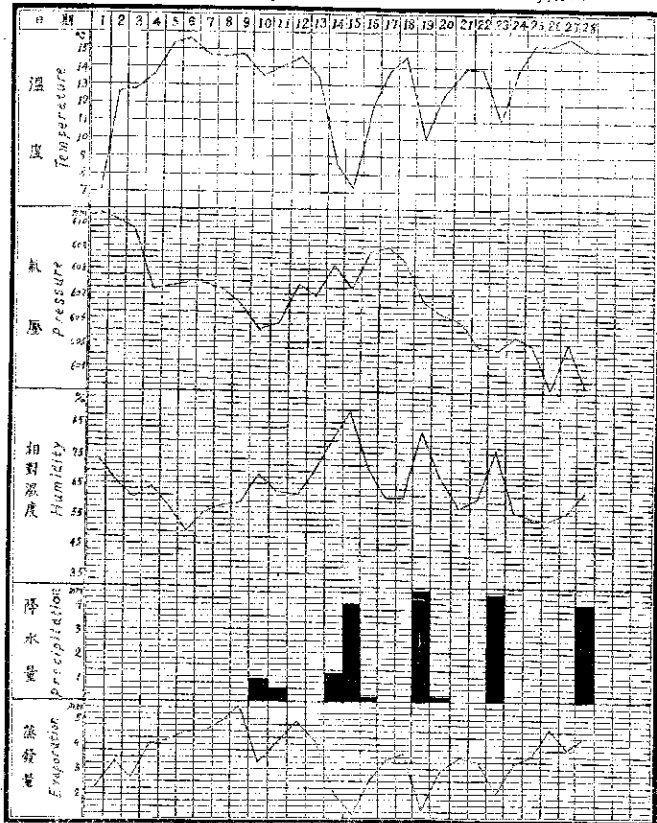
- (1) 本所設於昆明太華山巔，現正補設設備中，暫設昆明市代用氣象測候所，開始工作，其位欲為東經 $102^{\circ}41'58''$.88；北緯 $25^{\circ}3'21''$.19，氣壓表水銀面高出海平面1922.1公尺。
- (2) 逐日觀測紀錄二十四時，用東經 105° 標準時，自六時至二十一時直接觀測十六次，二十二時至翌日五時之相對溫度紀錄，採自自記儀器，餘項皆缺。
- (3) 氣壓讀數以公厘為單位，曾經溫度緯度訂正，惟未施高度訂正。
- (4) 溫度以攝氏初度為標準，逐日最高最低氣溫，係選自最高及最低溫度表讀得之數，非直接觀測次數內之最高最低。
- (5) 絕對溫度由乾濕球溫度表計算而得，以公厘為單位。
- (6) 風向用十六方向；風速紀錄每秒公尺數。
- (7) 雲向亦用十六方向，惟每日電報中，則併為八方向。
- (8) 雲量以天空為雲所蔽之成數而定；凡雲量自0—2.9稱為晴天，3—7.9稱為曇天，8以上稱為陰天。
- (9) 雲狀用國際通行之名稱。
- (10) 降水量一日內在0.05公厘以上者稱為雨天，不滿0.05公厘，則記以「了」符號。
- (11) 能見度以0—9級，用目力測定之。
- (12) 各種符號，悉依國際規定之通用符號。

能 見 度		
等 級	距	
	能 見	不 能 見
0	—	100 公尺
1	100 公尺	200 公尺
2	200 公尺	500 公尺
3	500 公尺	1 公里
4	1 公里	2 公里
5	2 公里	6 公里
6	6 公里	10 公里
7	10 公里	20 公里
8	20 公里	50 公里
9	50 公里	—

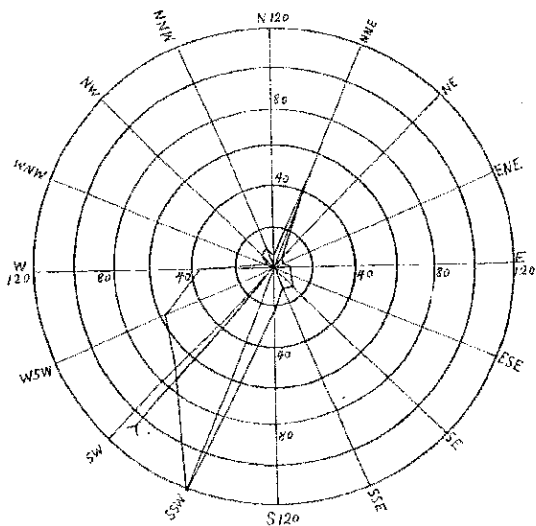
天 氣 符 號	
☉	晴天
☁	陰天
☂	雨天
☃	雪天
☄	霜雪
★	霧
☆	霾
☇	低溫霧
☈	霧
☉	露
☊	霜
☋	雪
☌	冰
☍	霜
☎	霜
☏	霜
☐	霜
☑	霜
☒	霜
☓	霜
☔	霜
☕	霜
☖	霜
☗	霜
☘	霜
☙	霜
☚	霜
☛	霜
☜	霜
☝	霜
☞	霜
☟	霜
☠	霜
☡	霜
☢	霜
☣	霜
☤	霜
☥	霜
☦	霜
☧	霜
☨	霜
☩	霜
☪	霜
☫	霜
☬	霜
☭	霜
☮	霜
☯	霜
☰	霜
☱	霜
☲	霜
☳	霜
☴	霜
☵	霜
☶	霜
☷	霜
☸	霜
☹	霜
☺	霜
☻	霜
☼	霜
☽	霜
☾	霜
☿	霜
♁	霜
♂	霜
♆	霜
♇	霜
♈	霜
♉	霜
♊	霜
♋	霜
♌	霜
♍	霜
♎	霜
♏	霜
♐	霜
♑	霜
♒	霜
♓	霜
♈	霜
♉	霜
♊	霜
♋	霜
♌	霜
♍	霜
♎	霜
♏	霜
♐	霜
♑	霜
♒	霜
♓	霜

中華民國二十六年二月份各項氣象要素逐日變遷圖

March of Different Meteorological Elements in the Month of February, 1937.



中華民國二十六年二月份風向圖
WIND ROSE FOR FEBRUARY, 1937.



—— 風向次數
Frequency

—— 合成風向
Resultant Direction

方向 Dir.	N	NNW	NW	WNW	W	WSW	SW	SSW	S	SSE	SE	ESE	E	ENE	NE	NNE	0
次數 Frequency	6	51	6	5	9	10	18	12	23	121	70	53	36	3	9	10	4
百分數 %	13	11.4	13	1.1	2.0	2.2	3.4	2.7	5.2	27.0	15.6	13.0	8.0	0.7	2.0	2.2	0.9

立 省 南 雲
所 候 測 明 昆

氣 象 月 報

第 二 卷 第 三 期

龔 自 知 題



中 華 民 國 二 十 六 年 三 月 份

— 1 —

MONTHLY METEOROLOGICAL BULLETIN

OF

METEOROLOGICAL STATION OF YUNNAN PROVINCE,
KUNMING.

March, 1937.

VOL. 2, NO. 3.

目 次

Table of Contents

本月份天氣概況 *A Summary of Weather Conditions, during the
Month of March, 1937.*

本月份氣象摘要 *Monthly Summary.*

氣壓 *Barometric Pressure.*

溫度 *Air Temperature.*

絕對濕度 *Absolute Humidity.*

相對濕度 *Relative Humidity.*

雲狀與雲向 *Cloud: Forms and Direction.*

雲量 *Cloud Amount.*

能見度 *Visibility.*

風向與風速 *Wind Direction and Velocity.*

雨量 *Amount of Rainfall.*

逐日氣象平均要素 *Daily Values of Meteorological Elements.*

凡例 *Explanatory Remarks.*

各項氣象要素變遷圖 *March of Different Meteorological Elements.*

風向圖 *Wind Rose.*

民國二十六年三月份昆明天氣概況：

一、得

昆明本月天氣，復同一月份，滴雨未降，亢旱異常！幸二月中下旬旬，得雨 20m.m. 豆麥稍綠，農民慰望，並賴去秋豐收，故本省川黔旱災之嚴重！昆明歷年同月得率平均雨量為 19.6m.m. 本月內僅有雨降三次，其量等於零，無可紀錄。

本月北線雲霧漸衰，南方熱浪漸熾，借雪期終，春季開始，候風轉變，戰爭頻變，風力強大，全國雷然；高低氣壓，迭為消長，高氣壓集團影響西南者凡五次；低氣壓中心接近廣東者亦五次，其概況如下：

月初高氣壓南下，停滯西康，延及長江；低氣壓經鄂越奇，昆明一日微有雨降；五日，低氣壓發育於黔北；六日，越南低氣壓傾進於西江，而高氣壓燻漫全國，昆明僅見卷層雲，旋即消散。

九日，低氣壓復發展於黔北，昆明 16--17 時，氣壓驟降最低達 598.56m.m. (未據高度訂定)；十日，低氣壓形益擴張，中心移駐桂西；雲南順勢南侵，十二日，進襲成都，0 時，昆明氣溫極端最低達 2.2°C. 8--9 時，氣壓極端最高達 610.86m.m. 變態劇變！

十五、十六等日，高氣壓復襲擊四川盆地，風力極大自達井火井為之吹息！昆明積雲甚厚，但十七日雨後無量；十八日，低氣壓發生於南盤江上游，13 時，昆明大風，每小時達 17.6 公尺。

二十二日，烏蒙山脈發生低氣壓，15 時昆明風狂，經海輪船沉沒！二十三、二十四等日，雲湖院及華南，昆明天曇雲卷，影響不大。

二十九日，低氣壓開善於黔南，熱帶氣團北旋，昆明氣溫 13--14 時，最高至 27.2°C. 三十、三十一日，高氣壓復移滯西康，低氣壓對峙於越南，昆明僅有雨降而已。

本月昆明氣溫，比往年偏差為 3.7°C. 氣候較熱；低氣壓發育於滇之東，進行趨向東海，不進稍而涼在湘贛閩浙，雲南始終在單純暖熱氣流勢力控制之下，故亢旱無雨也。

中華民國二十六年三月氣象綱要

Monthly Summary for March, 1937.

氣壓 Air Pressure

極端最高	Extreme maximum	610.86mm	在12日8-9時	on 12th 8-9h
極端最低	Extreme minimum	598.56mm	在9日16-17時	on 9th 16-17h
平均Mean	本年 Present	604.70mm		
	往年 Past	605.64mm		

氣溫 Air Temperature

極端最高	Extreme maximum	27.2°C	在29日13-14時	on 29th 13-14h
極端最低	Extreme minimum	2.2°C	在12日6時	on 12th 6h
最高平均	Mean maximum	24.2°C		
最低平均	Mean minimum	8.3°C		
平均Mean	本年 Present	17.8°C		
	往年 Past	14.1°C		

風 Wind

最大風速	Maximum velocity	17.6m/s	在18日13時	on 18th 13h
合成風向	Resultant direction	S 61° E, 2W		

降水量 Precipitation

雨量	Rainfall	T
標準雨量	Normal Rain	19.6mm

雜記 Miscellaneous Informations

晴天日數	Clear days	26
曇天日數	Partly cloudy days	5
陰天日數	Cloudy days	0
雨天日數	Rainy days	0
有霧日數	Days with mist	1
有霧日數	Days with fog	3
有低霧日數	Days with ground fog	27
有露日數	Days with dew	30
有大風日數	Days with gale	1

中華民國二十六年

Barometric pressure of every day, in the

日期	1	2	3	4	5	6	7	8	9	10	11	12
1	593.3	593.1	603.0	602.6	602.6	593.16	603.56	593.96	594.16	594.26	603.86	603.46
2	592.9	592.7	602.5	602.4	602.5	593.16	603.56	593.96	594.26	594.16	603.66	603.16
3	593.5	593.4	603.1	603.1	603.2	593.76	604.06	594.46	594.76	594.56	604.26	603.76
4	604.9	603.5	603.8	603.8	603.8	593.86	604.06	594.26	594.26	603.96	603.16	602.66
5	602.0	602.0	602.0	602.0	602.2	592.96	603.46	593.96	594.26	594.26	603.96	603.36
6	604.0	604.0	604.0	604.1	604.3	594.96	605.36	595.86	596.16	596.06	605.76	605.26
7	604.8	604.7	604.6	604.9	605.0	595.56	605.86	596.16	596.16	606.06	605.76	605.36
8	605.3	605.2	605.0	605.0	605.0	595.86	605.26	595.56	596.06	596.26	605.66	605.06
9	601.6	601.6	601.2	601.1	601.1	591.56	601.86	591.96	592.16	591.86	601.56	600.86
10	600.9	600.1	600.9	600.9	601.0	591.36	601.86	592.16	592.76	592.76	602.36	601.96
11	603.9	604.0	604.0	604.0	604.4	595.76	606.76	597.26	597.86	597.86	607.56	607.06
12	610.0	610.1	610.1	610.0	610.0	510.46	610.56	510.36	510.86	510.66	610.16	609.46
13	605.0	604.6	604.4	603.8	603.4	603.66	603.86	604.16	604.16	604.06	603.86	603.36
14	605.6	605.6	605.0	605.0	605.1	606.16	606.36	607.06	607.36	607.36	606.76	606.36
15	607.2	607.2	607.5	607.5	608.0	608.06	608.66	608.86	609.36	609.06	608.56	608.46
16	607.0	606.6	606.6	606.4	606.5	606.86	607.26	607.56	607.86	607.36	606.96	606.46
17	605.8	605.5	605.4	605.2	605.1	605.56	605.86	606.26	606.06	605.86	605.46	604.96
18	604.6	604.2	604.1	604.0	604.0	604.46	604.96	605.46	605.46	605.36	604.86	604.26
19	604.7	604.5	604.3	604.1	604.1	605.26	605.56	605.96	606.36	605.96	605.66	605.16
20	604.9	604.6	604.7	604.7	604.8	605.36	605.76	606.16	606.46	606.16	605.86	605.26
21	605.6	605.7	605.6	605.6	606.0	606.36	606.86	607.36	607.66	607.46	607.06	606.56
22	606.0	607.8	605.7	605.5	605.3	605.96	606.46	606.66	606.86	606.66	606.36	605.86
23	606.1	606.6	607.9	607.9	607.1	606.86	607.36	607.86	608.06	607.66	607.06	606.56
24	605.1	604.5	604.6	604.6	604.7	604.86	605.36	605.76	605.96	605.96	605.66	605.26
25	606.9	606.6	606.8	606.8	606.8	607.36	607.66	608.06	608.26	608.06	607.56	607.06
26	605.8	605.8	605.3	605.1	605.1	605.26	605.86	606.36	606.26	605.96	605.76	604.76
27	605.0	605.0	605.0	605.0	605.3	605.96	606.66	607.16	607.16	606.96	606.56	605.86
28	606.6	606.6	606.6	606.6	607.1	607.96	608.46	608.46	608.36	608.06	607.26	606.36
29	604.4	605.2	605.1	605.1	605.1	605.36	605.36	605.86	605.86	605.46	605.46	604.46
30	605.8	604.5	604.2	604.1	604.2	604.66	604.96	605.26	605.36	605.06	604.66	603.86
31	605.0	605.0	605.0	605.0	605.1	605.36	606.36	606.36	606.46	606.16	605.66	604.66
Mean	604.9	604.6	604.7	604.6	604.8	605.28	605.71	606.07	606.24	606.04	605.64	605.40

三月逐日氣壓 (mm.)

Month of March, 1937. (mm.)

13	14	15	16	17	18	19	20	21	22	23	24	平均 Mean
602.36	602.01	601.80	601.86	601.90	601.96	602.06	602.26	602.56	602.1	601.1	603.0	602.89
602.40	601.86	601.71	601.56	601.70	602.00	602.30	602.70	603.36	603.5	603.5	603.8	602.93
603.16	602.31	602.00	601.96	601.96	602.30	602.41	602.95	603.66	604.1	604.1	604.1	603.38
601.96	601.2	601.01	600.90	600.91	601.10	601.21	601.66	601.76	602.1	602.1	602.1	602.65
602.86	602.00	601.70	601.60	601.60	602.06	602.30	602.80	603.20	603.5	604.1	604.0	602.87
604.56	603.60	603.30	603.26	603.20	603.50	603.80	604.40	604.60	604.5	604.8	604.9	604.50
604.76	603.91	603.51	603.36	603.40	604.20	604.20	604.90	605.36	605.5	605.5	605.5	604.97
603.96	603.11	602.40	602.16	601.91	602.10	602.20	602.56	602.60	602.4	602.0	602.0	604.07
600.20	599.96	599.66	598.56	598.51	598.80	598.80	599.46	600.06	600.6	600.6	600.9	600.60
601.76	601.26	600.96	600.76	600.80	601.16	601.66	602.56	603.66	603.5	603.7	603.9	601.87
606.56	606.00	605.70	605.76	606.20	606.96	607.76	608.66	609.06	609.1	609.4	609.8	606.75
607.96	606.76	606.80	606.26	606.00	604.66	604.90	605.16	605.60	605.5	605.4	605.4	607.97
602.76	602.20	601.70	601.56	601.70	602.36	602.60	603.36	604.16	604.5	604.8	604.9	603.55
607.46	604.96	604.50	604.36	604.60	604.90	605.20	606.06	606.36	607.6	607.6	607.1	605.80
607.26	606.76	604.90	605.96	606.00	606.20	606.46	607.06	607.16	607.2	607.4	607.4	607.44
605.66	605.56	604.90	603.96	604.06	604.56	604.80	605.16	605.46	605.7	605.5	605.9	606.02
604.86	604.16	603.40	603.46	603.66	604.00	604.30	604.56	605.16	605.2	605.1	605.0	605.00
603.56	603.16	602.76	602.86	603.20	603.46	603.96	604.26	604.56	604.4	604.8	604.8	604.24
605.36	604.66	603.86	603.56	603.56	603.76	604.16	604.36	604.76	605.0	605.6	604.9	604.79
604.56	603.96	603.46	603.36	603.30	603.80	604.36	604.96	605.36	605.5	605.5	605.9	604.99
605.96	605.36	604.76	604.56	604.76	605.06	605.36	605.56	605.96	606.1	606.1	606.1	605.99
604.86	604.26	603.86	603.76	603.90	604.20	604.70	605.06	605.66	606.1	606.2	606.2	605.50
605.46	604.56	603.86	603.76	603.76	604.36	604.66	604.76	605.36	605.4	605.5	605.5	605.74
604.76	604.16	603.96	603.76	604.20	604.90	605.30	605.16	606.46	606.6	606.9	606.9	605.30
605.86	605.16	604.56	604.26	604.46	604.76	605.16	605.56	605.96	606.0	606.0	606.0	606.32
603.86	603.36	602.76	602.86	602.86	603.06	603.56	603.96	604.36	604.5	605.0	605.0	604.70
604.86	604.16	603.46	603.46	603.76	603.96	604.66	605.26	605.76	606.4	606.1	606.7	603.44
603.56	604.66	604.06	603.76	603.96	604.16	604.46	604.76	605.26	605.1	605.7	605.6	606.06
603.46	603.26	602.66	602.66	602.66	602.76	603.36	603.86	604.26	604.4	604.5	604.5	604.42
602.86	602.36	602.06	602.06	602.36	602.66	603.36	604.06	604.36	604.7	604.7	604.9	603.96
603.86	603.46	603.26	603.26	603.36	603.46	603.86	604.06	604.66	604.8	604.8	604.9	604.74
604.36	603.76	603.16	603.04	603.12	603.46	603.86	604.36	604.71	605.0	605.1	605.1	604.70

中華民國二十六年

Air Temperature of every day, in the

時日	6	7	8	9	10	11	12	13
1	6.4	7.1	8.6	10.9	12.2	14.1	17.1	17.9
2	4.8	6.2	9.4	10.2	16.2	17.8	19.0	20.1
3	5.7	5.4	8.0	7.9	16.8	18.6	19.8	20.2
4	6.4	6.1	6.3	13.0	16.4	18.6	19.6	20.6
5	10.7	9.7	12.1	15.7	17.8	20.2	21.9	22.3
6	8.9	9.2	12.1	15.4	18.6	20.5	22.8	22.9
7	8.9	8.2	10.4	16.2	19.2	20.4	22.7	23.0
8	6.9	7.0	9.7	15.0	16.7	21.0	22.6	22.8
9	11.0	10.5	12.9	15.7	18.8	21.0	22.7	22.8
10	11.0	10.9	13.3	15.4	19.4	21.1	22.7	23.7
11	7.2	6.8	8.6	12.0	14.5	15.8	15.8	15.9
12	4.8	4.1	4.7	7.2	10.8	12.4	15.4	15.0
13	7.6	7.6	10.0	13.4	16.1	18.2	20.7	22.2
14	8.0	8.2	9.9	13.2	18.8	19.8	22.1	23.2
15	9.7	9.6	11.9	17.2	20.0	21.8	22.6	24.5
16	9.3	8.9	11.0	14.9	19.4	21.7	23.4	23.8
17	9.7	10.0	13.1	17.1	20.1	21.7	21.0	20.0
18	9.6	10.5	12.9	16.5	19.2	20.8	22.3	23.0
19	9.2	9.6	12.3	16.8	18.2	21.2	23.1	23.5
20	9.7	10.3	12.3	16.8	19.6	21.4	22.8	22.9
21	7.2	7.4	11.0	14.7	19.3	21.8	23.3	24.2
22	8.8	8.9	13.5	16.8	19.8	21.4	23.3	23.4
23	9.2	9.5	11.9	16.2	21.3	23.9	24.9	25.0
24	11.1	11.9	12.5	18.2	20.8	23.4	23.6	24.6
25	9.2	9.6	13.0	17.7	20.8	23.2	24.8	25.4
26	11.0	11.7	14.4	19.6	22.2	23.1	24.6	25.6
27	9.7	10.5	14.0	18.5	21.6	23.0	24.4	25.0
28	8.6	8.5	11.2	14.8	18.2	20.6	22.5	24.8
29	9.8	10.3	13.7	18.5	21.5	23.4	25.1	26.0
30	10.4	10.9	13.6	17.8	20.9	23.1	24.5	25.4
31	12.2	12.3	14.6	17.6	20.4	23.1	24.8	24.8
平均 Mean	8.9	8.9	11.5	15.2	18.6	20.6	22.1	22.8

三月逐日氣温 (°)

Month of March, 1937. (°)								
14	15	16	17	18	19	20	21	平均 Mean
19.1	17.8	16.2	16.0	14.8	14.2	12.9	11.9	13.6
20.3	20.0	19.3	17.9	16.4	14.4	13.8	12.0	15.0
21.0	20.2	19.4	18.7	17.6	15.6	14.4	12.3	15.1
20.9	21.0	20.5	19.4	17.5	16.0	14.7	13.4	15.3
22.8	22.5	22.1	21.1	19.8	16.9	15.8	14.6	17.8
33.2	22.9	21.9	20.6	18.1	17.0	15.6	14.4	17.8
23.4	23.0	23.0	20.8	18.9	16.9	15.2	14.6	17.8
23.2	23.0	22.5	21.3	18.6	18.1	16.8	15.6	17.7
23.0	23.0	22.6	21.6	20.0	18.9	17.3	16.2	18.6
23.4	23.7	22.8	22.0	20.2	17.8	16.8	14.8	18.7
15.5	15.4	13.7	10.5	8.5	8.5	9.0	8.0	11.6
15.5	15.8	15.7	15.4	14.4	13.0	11.8	11.1	11.8
22.8	22.8	22.5	21.2	19.2	17.5	16.4	14.8	17.1
23.6	24.2	23.1	21.9	20.2	18.8	17.5	16.4	18.1
24.6	24.0	23.2	22.4	20.4	18.6	16.8	16.2	19.0
24.9	22.2	22.0	21.0	19.6	18.3	17.1	15.9	18.3
19.6	19.4	19.1	18.3	18.5	16.8	16.3	15.8	17.9
24.2	22.8	21.7	20.4	18.7	17.3	16.0	15.4	18.2
23.8	22.8	22.1	20.7	18.8	17.5	15.6	14.5	18.1
22.4	22.3	22.7	20.8	18.8	16.8	15.8	14.8	18.1
23.9	23.2	22.3	20.7	19.0	17.2	15.4	14.5	17.8
24.3	23.9	22.6	21.3	19.6	17.9	16.9	16.6	18.7
25.4	21.5	24.1	22.4	20.0	18.8	18.0	16.8	19.5
24.4	23.6	24.1	22.6	20.8	19.4	17.9	17.0	19.7
23.8	25.4	24.4	23.0	21.0	19.2	17.9	16.4	19.8
25.4	24.7	24.0	22.8	21.4	20.0	18.9	17.8	20.5
25.6	25.2	25.2	22.6	21.0	19.2	18.0	16.9	20.0
25.4	24.6	23.8	22.0	20.2	18.6	17.7	16.8	18.6
26.1	25.6	24.3	22.9	21.0	19.5	17.9	17.0	20.2
25.5	25.1	24.4	23.3	21.9	20.3	18.7	17.7	20.2
24.9	24.2	25.0	22.4	21.0	19.8	19.1	17.8	20.3
23.0	22.5	21.9	20.6	18.9	17.4	16.2	15.1	17.8

中 華 民 國 二 十 六 年

Absolute Humidity of every day, in

日 日	6	7	8	9	10	11	12	13
1	5.98	6.02	6.83	7.68	8.02	8.52	8.95	8.52
2	5.25	5.54	5.50	6.35	6.18	6.13	7.20	7.62
3	5.81	5.09	6.02	7.74	8.19	8.68	8.52	6.44
4	5.98	5.98	6.54	8.80	9.02	10.02	9.01	9.31
5	6.07	6.02	6.35	7.19	8.44	8.52	9.55	8.16
6	6.25	6.02	6.59	7.47	8.44	8.97	9.03	9.30
7	6.25	6.06	7.16	7.47	8.44	8.58	9.31	9.03
8	5.46	5.45	7.09	8.56	9.78	9.31	9.58	9.05
9	6.88	7.16	7.21	7.75	8.44	8.68	9.58	9.30
10	6.28	6.57	6.99	8.43	9.61	10.09	10.23	10.23
11	6.02	5.98	6.54	7.39	7.62	8.43	7.19	7.19
12	4.16	4.94	4.66	5.25	6.57	6.59	6.47	7.52
13	6.57	6.57	7.40	8.05	9.30	8.68	9.31	9.31
14	6.54	6.54	7.09	8.52	10.09	10.65	9.55	10.23
15	6.80	7.09	6.87	9.48	9.89	10.34	11.05	10.93
16	7.09	6.83	7.68	8.71	9.50	9.55	10.76	10.93
17	7.09	6.80	7.74	8.96	9.26	9.55	9.31	9.31
18	7.40	7.68	8.52	8.49	9.78	10.09	10.10	9.58
19	7.02	7.09	7.74	8.19	8.77	9.84	11.05	10.76
20	6.59	6.80	7.74	8.19	8.52	9.55	9.95	9.72
21	5.46	5.46	6.57	8.04	9.26	9.31	9.65	10.93
22	6.54	6.83	7.22	7.91	9.26	9.84	9.72	10.25
23	6.59	6.59	7.11	8.78	10.09	9.95	9.66	11.26
24	7.11	7.50	8.32	9.05	10.09	11.05	10.76	10.93
25	7.09	7.09	7.74	10.30	10.09	11.74	11.47	11.26
27	6.88	8.11	7.28	9.50	9.31	9.95	11.26	11.45
28	6.57	7.16	8.52	9.78	9.55	9.30	10.64	10.41
29	6.25	6.54	7.39	9.24	9.78	10.34	11.45	11.26
30	7.16	7.68	9.08	9.78	9.55	9.95	11.26	11.45
31	7.16	6.88	7.76	9.57	10.09	10.76	10.93	11.26
26	7.74	7.71	9.24	10.94	12.09	12.59	11.26	11.97
平均	6.46	6.54	7.27	8.14	9.13	9.84	9.84	9.99

三月逐日絕對濕度 (mm)

the Month of March, 1937. (mm)								
14	15	16	17	18	19	20	21	Mo. Mean
8.97	8.77	8.49	8.43	8.32	8.56	8.52	7.74	8.02
7.34	7.34	7.73	6.66	6.95	7.34	6.71	6.59	6.65
8.44	8.68	8.52	8.15	8.96	8.71	6.69	6.59	7.70
8.68	8.44	8.68	7.91	8.68	7.19	7.34	7.22	8.09
8.53	9.03	9.03	8.16	8.52	8.26	7.75	7.34	7.93
8.51	8.51	9.03	8.44	8.15	7.67	7.19	7.34	7.93
8.80	8.80	8.55	8.44	8.15	7.91	7.47	7.70	8.81
9.72	9.43	9.58	9.55	9.26	8.44	8.49	8.71	8.65
8.51	9.30	8.80	9.31	8.68	8.15	8.68	8.19	8.41
10.53	10.53	9.58	9.81	9.31	8.77	8.19	8.04	8.95
6.42	6.69	5.76	5.46	4.18	4.85	4.57	4.85	6.20
7.47	7.75	7.75	7.47	7.70	7.22	8.02	7.39	6.88
9.58	8.80	9.03	8.78	9.26	9.28	8.78	9.00	8.61
9.72	10.25	9.95	9.81	9.31	9.50	9.28	9.48	9.16
11.47	10.93	10.76	10.47	9.31	9.50	8.96	9.48	9.58
10.25	10.47	9.55	9.84	9.26	9.78	8.96	9.02	9.26
8.97	9.26	9.26	8.44	8.96	8.19	8.43	8.22	8.62
9.72	9.10	9.31	8.68	8.15	8.26	8.19	7.47	8.80
10.53	10.76	9.31	9.84	9.26	9.81	9.02	8.56	9.23
9.58	9.03	8.55	8.44	8.23	8.26	8.04	7.99	8.45
10.93	9.72	9.81	9.84	8.77	8.96	8.71	7.99	8.73
9.96	9.43	8.80	9.55	9.26	9.05	8.26	8.19	8.75
10.98	10.64	9.43	9.58	9.31	8.77	8.44	8.96	9.15
10.64	10.93	10.93	11.05	9.84	9.26	9.78	8.96	9.76
10.98	10.41	10.93	11.45	10.34	9.26	9.78	8.96	9.93
10.98	10.64	10.93	9.58	9.55	8.97	9.50	9.78	9.60
10.98	11.26	10.93	9.58	9.55	9.26	9.05	9.05	9.47
10.98	10.41	10.53	9.81	10.09	9.50	9.28	8.96	9.49
11.45	10.98	10.93	9.95	9.55	9.61	9.78	5.47	9.69
11.68	11.97	11.47	11.45	10.76	10.37	10.12	9.78	10.13
12.20	12.49	11.45	11.29	11.29	10.65	10.41	10.30	10.65
9.79	9.71	9.46	9.20	8.93	8.69	8.46	8.17	8.72

中華民國二十六年

Relative Humidity of every day, in

日	1	2	3	4	5	6	7	8	9	10	11	12
1	80.2	81.8	81.9	82.0	82.3	82.5	84.6	83.6	83.0	78.0	74.0	63.0
2	73.0	73.2	74.0	70.3	64.0	65.6	69.2	66.7	49.0	49.6	35.2	34.2
3	57.5	60.2	60.7	67.4	64.2	67.4	70.0	69.8	58.2	52.5	39.0	34.9
4	58.0	60.4	62.0	62.6	68.0	74.0	75.0	76.8	69.2	55.2	45.2	40.0
5	51.0	51.9	52.0	48.0	47.5	47.7	49.5	50.8	41.0	37.4	35.2	35.0
6	49.0	48.8	49.0	49.9	52.0	54.6	55.2	53.0	45.4	40.0	35.7	32.2
7	52.8	53.2	53.8	52.3	52.5	53.2	37.5	39.0	50.6	45.0	37.5	30.8
8	51.8	55.2	57.4	59.2	60.5	62.9	65.3	65.2	60.0	53.8	42.2	40.0
9	48.1	47.8	47.3	48.8	50.6	51.9	57.3	57.0	46.1	39.8	33.2	32.8
10	46.0	49.8	50.3	53.0	50.7	50.5	52.6	52.4	47.6	44.0	41.8	39.8
11	57.3	57.5	60.2	62.2	71.3	77.3	79.0	78.0	71.8	63.0	55.6	54.7
12	64.0	64.5	64.0	64.0	64.0	63.0	62.2	60.2	58.3	51.7	50.0	60.0
13	71.5	72.5	75.5	78.0	79.8	80.5	84.7	83.8	74.0	64.2	47.0	49.8
14	60.0	64.0	64.9	66.2	69.3	70.0	74.2	74.9	73.9	69.4	54.5	47.2
15	54.8	54.9	55.2	56.2	57.1	58.2	63.0	64.2	51.2	44.7	40.3	47.2
16	57.0	60.0	61.0	63.0	63.0	67.2	68.0	69.1	60.2	48.0	43.0	39.8
17	60.0	62.0	64.2	65.3	64.2	65.0	67.0	64.8	52.5	47.0	42.5	42.5
18	64.9	67.0	67.8	69.0	70.2	73.2	74.0	73.2	60.1	52.6	47.3	42.4
19	50.0	52.8	50.1	56.0	59.7	62.0	63.4	62.1	54.5	50.7	47.6	44.8
20	63.0	65.2	65.4	66.6	67.2	65.3	62.5	62.5	51.3	45.1	40.7	38.0
21	49.8	51.0	52.7	53.2	57.2	60.2	61.2	60.2	55.6	49.3	49.0	35.0
22	52.5	56.2	59.0	63.0	61.2	64.8	64.6	56.2	45.1	39.5	36.4	31.0
23	42.5	44.9	48.0	53.8	55.1	55.8	59.0	57.4	42.2	34.2	28.0	25.4
24	45.1	47.2	48.8	50.2	52.1	56.1	59.0	56.2	47.5	45.1	38.3	36.4
25	50.3	52.7	55.1	57.5	59.8	62.4	62.5	62.6	57.3	45.8	40.1	35.8
26	49.2	49.4	50.0	56.2	56.8	55.0	57.5	55.8	47.7	40.0	38.0	36.0
27	54.0	55.2	56.0	57.6	59.8	62.0	62.4	60.0	51.5	40.4	33.2	32.3
28	54.7	66.0	57.4	60.8	70.3	74.0	75.1	72.6	67.5	63.3	56.3	52.8
29	56.0	57.5	62.0	64.7	66.0	70.0	70.5	71.2	55.4	38.0	32.4	32.0
30	30.0	52.2	55.1	56.5	58.0	60.5	62.0	60.8	53.1	45.0	39.1	37.2
31	57.9	60.0	62.0	62.6	63.0	65.0	69.7	67.8	65.8	58.9	49.5	42.8
平均	55.8	57.6	58.8	60.4	61.9	63.9	65.7	64.6	56.9	49.1	42.6	39.2

三月逐日相對濕度 (%)

the Month of March, 1937. (%)												
13	14	15	16	17	18	19	20	21	22	23	24	平均 Mean
58.0	50.6	50.0	61.0	62.0	64.8	67.6	70.5	70.0	70.7	71.0	72.4	71.9
30.5	31.0	32.2	32.2	32.2	34.0	39.6	42.5	45.2	47.7	51.0	55.3	49.5
34.5	34.0	33.0	33.0	33.4	35.1	45.0	47.5	52.5	52.5	52.7	55.6	50.5
38.0	36.2	32.2	32.2	32.4	33.5	39.0	42.6	45.2	49.0	52.5	52.5	51.3
32.7	31.8	30.0	30.0	30.2	32.0	39.7	41.0	44.5	43.0	44.8	47.6	41.4
39.0	28.7	28.0	28.0	32.1	32.6	35.4	38.8	43.5	46.1	50.6	52.2	42.1
32.2	30.0	23.0	27.8	28.6	30.5	35.1	39.0	42.0	43.1	43.0	47.5	42.8
37.6	37.0	34.8	34.9	35.0	37.1	40.6	45.1	47.7	47.7	47.8	48.0	48.6
32.2	30.3	30.5	31.8	32.6	37.0	37.5	39.7	42.3	43.0	44.0	45.6	42.1
37.5	37.3	36.7	36.3	36.4	36.8	39.8	41.8	48.5	50.0	52.0	53.2	45.1
54.2	53.0	53.0	54.7	57.5	60.7	63.8	64.7	64.7	64.5	64.0	63.8	62.7
48.6	46.0	47.5	47.5	47.7	49.2	57.0	60.6	63.1	68.0	69.0	70.0	58.0
36.3	36.0	34.9	34.9	35.0	35.5	42.0	46.5	51.0	54.6	56.2	58.8	57.3
37.3	34.0	33.0	33.6	35.2	38.8	42.2	43.6	47.9	50.7	52.0	54.2	53.8
36.0	35.0	34.9	35.2	37.0	37.5	40.2	44.7	49.6	52.1	53.0	55.3	47.8
38.0	37.2	37.4	37.4	37.5	39.2	43.4	45.0	48.2	42.2	45.0	47.5	49.9
42.7	44.0	44.0	45.7	47.6	47.7	47.5	49.6	53.8	59.5	64.2	64.9	54.5
38.0	37.4	35.0	34.5	34.8	37.2	40.1	42.2	43.8	44.6	45.2	47.2	51.8
43.1	42.0	40.5	37.6	37.5	40.3	47.5	49.6	52.2	57.7	60.0	62.6	50.9
35.0	33.2	32.4	32.0	31.4	33.0	35.1	37.2	37.5	42.5	46.2	47.5	47.3
33.0	32.7	32.8	32.8	34.7	36.0	42.0	44.3	47.5	49.5	50.3	52.0	46.4
30.7	30.0	29.9	30.0	31.2	32.6	36.0	37.0	37.5	38.0	39.8	40.0	43.3
26.0	26.1	27.6	27.0	27.5	30.0	32.2	34.5	35.0	37.0	38.0	42.2	38.8
46.0	35.2	35.7	35.6	37.6	38.0	39.5	43.0	45.2	47.5	48.8	50.0	44.8
32.1	29.0	28.4	28.4	29.8	33.0	38.1	40.7	45.6	46.2	46.2	48.0	45.7
34.7	34.5	34.0	33.8	34.0	35.0	37.5	39.4	42.2	45.5	48.0	48.0	44.1
31.0	30.2	30.3	30.8	32.0	33.6	37.6	40.6	47.8	47.8	50.2	52.2	45.4
36.8	31.0	30.0	30.2	33.8	36.2	42.2	45.0	47.0	48.0	50.2	53.8	51.9
27.8	27.0	27.2	29.0	32.7	34.7	37.3	38.0	42.6	44.8	47.2	47.4	46.3
35.0	34.3	34.5	35.3	37.7	40.1	44.8	46.8	48.0	49.0	52.2	53.3	47.6
42.0	40.0	40.0	41.3	42.6	41.3	45.2	40.8	52.2	54.0	54.7	57.2	43.3
36.7	35.3	34.8	35.3	36.8	38.3	42.3	44.3	48.1	49.5	51.3	53.2	49.3

中華民國二十六年

Form and Direction of Clouds of every

時 日 D.	6		7		8		9		10		11	
	狀 For.	向 Dir.	狀 For.	向 Dir.	狀 For.	向 Dir.	狀 For.	向 Dir.	狀 For.	向 Dir.	狀 For.	向 Dir.
1	SK	W	SK	W	SK	W	SK	W	SK	W	SK	W
2									PK	W		
3									S	W	S	W
4	C		C		C		C					
5	C	SW	C	SW	C	SW	C	SW	C		CS	
6	C		C		CS		CS		CS		CS	
7												
8							S	W	S	W	SK	W
9												
10	C		CS						S			
11	S	WNW	S	WNW	S	WNW	S	WNW				
12												
13	C		C									
14												
15	C		C									
16	C		CS		CK	W	SK	W	SK	W	SK	W
17	C	WSW	CS	WSW	S	W	SK	W	SK	W	SK	W
18	C	WSW	CS	WSW	CS	W	SK	W	SK	W	SK	W
19					SK	W	SK	W	SK	W	SK	W
20					S	W	S	W	SK	W	SK	W
21	C	WSW	C	W	C	W	C	W	C	W	SK	W
22											CS	W
23							C	W	C	W	C	W
24	C	W	CS	W	CS	W	C	WSW	C	W	C	W
25	C	W	C	W	C	W	CS	W	CS	W	CS	W
26	CK	WSW	S	WSW	S	W	C	W	C	W	C	W
27	S	W	S	W	S	W	S	W	CS	W	SK	W
28					CS	W					C	W
29											C	W
30											C	W
31	S	WSW	S	SW	S	W			S	W	S	W

中華民國二十六年三月逐日雲量

Cloud Amount of every day in the Month of March, 1937

日 D.	6	7	8	9	10	11	12	13	14	15	16	17	18	19	20	21	平均 Mean
1	2.0	5.0	8.0	8.0	9.0	4.5	4.2	4.0	4.0	7.0	3.0	3.0	2.5	9.0	2.5	2.0	5.1
2	0.0	0.0	0.0	0.0	0.0	0.0	0.0	1.0	2.0	1.7	1.5	0.0	0.0	0.0	0.0	0.0	0.5
3	0.0	0.0	0.0	0.0	0.0	0.0	0.0	0.0	0.0	0.0	0.0	0.0	0.0	0.0	0.0	0.0	0.0
4	0.0	0.0	0.0	0.0	0.0	0.0	0.0	0.0	0.0	0.0	0.0	0.0	0.0	0.0	0.0	0.0	0.0
5	0.0	0.5	0.4	0.2	0.0	0.0	0.0	0.2	0.2	1.4	1.2	0.8	0.1	0.0	0.0	0.0	0.4
6	1.0	1.5	1.6	1.5	1.2	1.0	1.0	1.0	0.2	0.0	0.0	0.0	0.0	0.0	0.0	0.0	0.6
7	1.0	1.0	0.8	0.5	0.2	0.1	0.0	0.0	0.0	0.0	0.0	0.0	0.0	0.0	0.0	0.0	0.2
8	0.0	0.0	0.0	0.0	0.0	0.0	0.0	0.0	0.0	0.0	0.0	0.0	0.0	0.0	0.0	0.0	0.0
9	0.0	0.0	0.0	0.0	0.0	0.0	0.0	0.0	0.0	0.0	0.0	0.0	0.0	0.0	0.0	0.0	0.0
10	0.0	0.0	0.0	0.1	0.1	0.2	0.4	1.0	1.2	0.5	0.2	0.0	0.0	0.2	0.0	0.0	0.3
11	0.0	0.2	0.0	0.0	0.1	0.0	0.0	0.0	0.0	0.0	0.0	0.0	0.0	1.2	0.0	10.0	2.0
12	0.0	0.0	0.0	0.0	0.0	0.0	0.0	0.0	0.0	0.0	0.0	0.0	0.0	0.0	0.0	0.0	1.9
13	0.0	0.0	0.0	0.0	0.0	0.0	0.0	0.0	0.0	0.0	0.0	0.0	0.0	0.0	0.0	0.0	0.0
14	0.0	0.0	0.0	0.0	0.0	0.0	0.0	0.0	0.0	0.0	0.0	0.0	0.0	0.0	0.0	0.0	0.0
15	0.0	0.8	0.0	0.0	0.0	0.0	2.0	2.0	2.2	2.0	2.0	1.5	1.0	0.4	0.0	0.0	0.9
16	0.0	0.0	0.0	0.0	0.0	0.0	0.0	0.0	0.0	0.0	0.0	0.0	0.0	0.0	0.0	0.0	0.0
17	0.0	0.0	0.0	0.0	0.0	0.0	0.0	0.0	0.0	0.0	0.0	0.0	0.0	0.0	0.0	0.0	0.0
18	0.0	0.0	0.0	0.0	0.0	0.0	0.0	0.0	0.0	0.0	0.0	0.0	0.0	0.0	0.0	0.0	0.0
19	0.0	0.0	0.0	0.0	0.0	0.0	0.0	0.0	0.0	0.0	0.0	0.0	0.0	0.0	0.0	0.0	0.0
20	0.0	0.0	0.2	0.0	0.0	0.0	0.0	0.0	0.0	0.0	0.0	0.0	0.0	0.0	0.0	0.0	0.0
21	1.2	1.5	2.0	2.0	1.5	1.0	1.5	2.0	2.0	3.5	2.0	1.8	0.4	0.0	0.0	0.0	1.4
22	0.0	0.0	0.0	0.0	0.0	0.0	0.0	1.0	1.0	1.2	1.0	0.5	0.0	0.0	0.0	0.0	0.3
23	0.0	0.0	0.0	0.0	0.0	0.0	0.0	0.0	0.0	0.0	0.0	0.0	0.0	0.0	0.0	0.0	0.0
24	1.0	6.0	8.0	8.0	8.0	5.5	3.2	9.0	9.2	9.0	8.0	7.5	8.0	9.0	6.4	1.5	6.8
25	2.2	2.0	8.0	1.5	1.5	1.0	2.0	1.4	1.0	0.8	0.6	0.5	0.4	0.8	0.6	0.3	1.6
26	2.0	2.3	4.5	6.0	6.7	6.5	5.5	1.0	1.0	3.0	2.0	1.0	0.5	0.0	0.0	0.0	2.6
27	1.0	1.0	1.0	0.0	0.0	0.0	0.0	0.0	0.0	0.0	0.0	0.0	0.0	0.0	0.0	0.0	0.0
28	0.0	0.0	0.0	0.0	0.0	0.0	0.0	0.0	0.0	0.0	0.0	0.0	0.0	0.0	0.0	0.0	0.0
29	0.0	0.0	0.0	0.0	0.0	0.0	0.0	0.0	0.0	0.0	0.0	0.0	0.0	0.0	0.0	0.0	0.0
30	0.0	0.0	0.0	0.0	0.0	0.0	0.0	0.0	0.0	0.0	0.0	0.0	0.0	0.0	0.0	0.0	0.0
31	0.0	8.0	2.6	0.0	0.1	1.0	6.0	5.5	8.5	9.0	9.0	9.2	6.5	5.0	4.0	4.0	4.9
平均 Mean	0.9	1.4	1.6	1.2	1.1	1.3	1.9	2.0	2.3	2.6	2.4	2.1	1.7	1.7	1.0	0.9	1.6

中華民國二十六年三月逐日能見度

Visibility of every day, in the Month of March, 1937.

日	6	7	8	9	10	11	12	13	14	15	16	17	18	平均 Mean
1	5	3	1	2	7	8	8	8	8	5	8	7	7	5.9
2	3	2	3	7	8	8	8	9	9	9	9	8	8	7.4
3	3	2	2	3	5	7	7	7	7	7	7	6	6	5.3
4	4	2	2	2	4	4	5	6	6	6	6	6	6	4.5
5	7	2	3	8	8	8	8	8	8	8	7	7	6	6.8
6	7	2	4	8	8	8	8	9	8	8	7	6	6	6.9
7	4	2	1	4	6	6	6	6	6	6	6	6	6	5.0
8	3	2	2	3	3	5	4	4	5	5	5	5	5	3.9
9	4	2	2	5	5	5	7	7	4	5	5	5	5	4.6
10	5	1	3	4	5	6	6	6	6	6	6	6	6	5.2
11	5	3	3	4	4	5	5	5	5	5	4	4	4	4.3
12	5	7	5	5	5	6	6	6	6	6	5	4	4	5.4
13	3	2	2	2	2	3	4	4	5	5	5	4	4	3.5
14	3	3	2	2	4	4	4	4	4	4	4	4	4	3.5
15	3	2	2	4	4	5	5	6	6	6	6	6	6	4.7
16	4	2	2	4	4	4	5	5	5	5	5	5	5	4.2
17	3	1	2	7	7	7	6	6	6	6	6	6	6	5.3
18	3	3	8	6	8	8	8	8	8	8	8	8	8	7.6
19	6	6	4	5	7	7	7	7	7	7	7	7	7	6.2
20	7	1	2	2	6	7	7	7	7	7	7	7	7	6.2
21	3	2	2	6	6	7	7	7	7	7	6	6	6	5.6
22	3	2	2	4	8	8	8	8	8	8	7	6	6	6.4
23	3	2	2	4	7	8	8	7	7	6	6	6	6	5.2
24	3	1	2	2	6	6	6	7	7	6	6	6	6	5.2
25	2	2	2	3	5	5	6	6	6	6	6	6	6	4.7
26	2	1	2	4	4	4	5	5	5	5	5	5	5	4.0
27	4	2	2	5	5	5	6	6	6	6	6	6	6	4.8
28	2	3	3	3	4	4	4	4	4	4	4	4	4	5.0
29	2	1	2	4	4	4	4	4	4	4	4	4	4	3.7
30	3	2	1	1	2	2	3	4	4	4	4	4	4	3.2
平均 Mean	4.1	2.2	2.5	4.4	5.2	5.6	6.0	6.3	6.2	6.1	6.0	5.7	5.5	5.1

中華民國二十六年

Wind Direction and Wind Velocity of

時日 H D	6		7		8		9		10		11		12		13	
	向 Dir.	速 Vel.	向 Dir.	速 Vel.	向 Dir.	速 Vel.	向 Dir.	速 Vel.	向 Dir.	速 Vel.	向 Dir.	速 Vel.	向 Dir.	速 Vel.	向 Dir.	速 Vel.
1	NNE	0.3	NNE	0.3	NNE	0.5	SSW	2.1	SSW	6.3	WSW	7.4	SW	12.9	SW	9.6
2	W	0.4	SSW	0.3	SSW	4.6	W	5.8	W	8.6	WSW	8.8	WSW	13.0	SSW	11.6
3	NE	0.1	C	0.0	E	1.1	SE	0.7	S	2.5	SE	5.5	SSW	5.8	S	5.6
4	NNE	0.3	NNE	0.4	NNE	1.2	SE	0.7	WSW	4.6	SSW	11.1	SSW	15.2	SSW	9.0
5	NNW	5.9	NNW	2.8	WNW	1.9	WSW	9.8	W	10.1	NNW	11.1	WSW	11.9	WSW	11.8
6	WSW	3.1	WNW	1.3	SSW	5.8	WSW	6.3	WSW	3.8	WSW	6.7	W	4.2	W	6.6
7	W	0.3	W	0.3	WSW	0.6	WSW	8.0	W	9.7	SSW	11.1	SSW	10.3	WSW	9.1
8	NNE	0.5	NNE	0.4	NNE	0.6	S	0.8	SSW	1.8	SW	8.1	S	9.1	SSW	6.0
9	W	1.5	WNW	0.7	W	4.3	SSW	10.4	SSW	7.3	WSW	13.2	WSW	10.0	SW	11.0
10	W	3.7	W	3.3	WSW	12.9	WSW	7.7	SSW	6.8	W	9.4	WSW	12.1	WSW	9.5
11	NNE	1.1	NNE	1.9	NE	4.8	NNE	5.2	ENE	1.6	ESE	1.1	ESE	9.8	ESE	9.6
12	NNE	0.3	NNE	0.4	E	0.3	NE	2.4	S	2.7	S	2.1	S	3.1	S	5.2
13	SSW	5.8	SSW	5.1	SSW	6.9	SW	3.7	SSW	7.2	SSW	15.0	WSW	11.8	W	5.7
14	NE	0.4	NE	0.3	NE	0.3	NE	0.4	ESE	0.6	SSW	11.2	SSW	10.6	SSW	10.1
15	SSW	0.3	NE	0.4	NW	0.5	SSW	6.1	SSW	8.7	SSW	13.1	W	8.5	W	10.8
16	NNE	0.3	C	0.0	NNE	2.4	SSW	5.2	W	16.5	W	11.1	WSW	12.9	WSW	8.9
17	SSW	0.3	WSW	0.6	W	5.3	W	14.7	W	7.8	W	13.8	W	15.3	WSW	10.8
18	NNE	0.1	W	1.6	W	8.2	W	16.2	W	11.4	WSW	5.3	WSW	15.5	W	17.6
19	NW	0.3	W	0.3	SSW	3.8	SW	5.3	W	7.4	W	2.5	SSW	15.1	NW	16.1
20	W	2.5	E	0.4	W	2.0	WSW	8.0	W	12.7	WSW	12.2	W	8.4	WSW	8.7
21	NNE	0.4	NNE	0.3	E	0.3	WSW	9.9	WSW	9.3	W	8.3	W	8.7	W	11.3
22	NNE	0.5	S	0.4	SSW	8.1	SW	11.1	WSW	16.8	W	8.9	WSW	14.7	WSW	14.1
23	NNE	0.6	W	0.3	SSW	1.4	SSW	4.0	WSW	2.8	SSW	9.7	SSW	8.3	SSW	9.6
24	SSW	0.3	NNE	0.8	SW	6.4	WSW	11.4	WSW	14.2	WSW	9.8	SSW	13.5	SW	11.5
25	NNE	0.3	C	0.0	S	1.3	SSW	6.2	SSW	9.7	WSW	7.3	WSW	6.2	WSW	8.7
26	W	0.4	W	0.3	WSW	0.3	WSW	6.9	WSW	14.1	WSW	12.3	WSW	7.8	WSW	14.0
27	NNE	2.1	C	0.3	SSW	2.6	S	4.3	WSW	5.9	W	7.3	WSW	9.9	WSW	11.7
28	NNE	0.5	NNE	0.8	NNE	0.5	ESE	1.4	S	2.1	SSW	6.7	SSW	7.8	SW	8.6
29	NNE	0.5	W	0.7	SSW	1.5	W	6.4	SSW	8.0	WSW	8.5	W	7.5	WSW	10.4
30	NNE	0.4	NNE	0.3	ENE	0.3	SSW	1.2	SSW	1.3	W	7.3	W	13.7	WSW	8.5
31	NNE	0.3	NNE	0.4	ENE	0.5	PNE	0.5	SSW	3.2	S	8.6	SSW	9.6	SSW	12.1
平均 Mean		1.1		0.8		3.0		6.0		7.3		9.3		10.5		10.1

三月逐日風向及風速

Average day in the Month of March, 1937.

14		15		16		17		18		19		20		21		平均 Mean
向 Dir.	速 Vel.	向 Dir.	速 Vel.	向 Dir.	速 Vel.	向 Dir.	速 Vel.	向 Dir.	速 Vel.	向 Dir.	速 Vel.	向 Dir.	速 Vel.	向 Dir.	速 Vel.	
WSW	14.0	WSW	9.3	SSW	7.7	SSW	7.3	SSW	1.4	SSW	0.6	SW	5.0	SSW	0.4	5.1
W	13.2	WSW	8.9	WNW	10.1	WNW	11.0	WNW	3.4	NW	2.5	NW	0.4	NW	0.4	6.1
SSW	6.0	SSW	5.7	SSE	3.7	SSE	2.5	SSW	0.5	WSW	0.9	WSW	0.4	NNE	0.3	2.6
SSW	11.0	SW	17.0	SW	10.2	SW	9.3	S	3.2	SSW	5.2	WSW	1.4	WSW	0.5	6.4
W	12.4	SW	11.2	SSW	7.9	WSW	8.7	WSW	5.2	WSW	3.2	WSW	1.0	WNW	3.9	7.3
W	8.6	W	7.5	SW	6.9	SW	5.9	WSW	6.8	SW	4.6	SSW	2.5	SW	1.5	5.1
SW	13.3	SSW	5.3	WSW	7.4	SSW	4.4	SSW	2.6	NW	0.6	WNW	0.4	WNW	0.4	6.3
SSW	4.9	SSW	3.9	SSW	7.4	SSW	8.1	SSW	2.1	SSW	3.2	SSW	0.4	SSW	0.3	3.5
SSW	15.0	WSW	10.7	W	13.8	W	7.3	W	5.5	W	7.3	WSW	3.1	NW	2.3	7.7
WSW	13.5	WSW	6.6	WSW	8.2	WSW	7.6	W	2.2	SSW	1.7	SSW	0.5	SSW	0.3	6.7
ESE	6.0	ESE	3.5	ESE	6.0	ESE	4.4	E	3.1	SE	4.4	SE	5.3	SSE	2.8	4.5
S	4.8	S	5.8	S	5.9	SSW	7.0	S	3.3	S	1.9	SSW	0.5	SSW	3.4	3.0
WSW	14.9	WSW	7.8	WSW	9.5	SSW	8.9	SSW	11.2	WSW	1.3	WSW	3.4	WSW	3.6	8.3
SSW	15.7	SSW	10.3	SSW	7.7	SSW	8.5	SSW	6.8	SSW	4.6	SSW	4.9	SW	0.4	5.8
W	13.9	WSW	3.5	SSW	9.6	WSW	9.8	W	1.8	WSW	3.2	SSW	0.5	WSW	2.2	6.1
WSW	13.3	WSW	8.9	W	4.6	WSW	8.3	WSW	7.7	W	5.0	WNW	1.2	WNW	0.3	6.7
WSW	9.8	SSW	9.8	WSW	10.8	SSW	10.2	WSW	6.8	WNW	13.7	W	3.1	SW	2.1	8.5
W	17.0	W	12.0	WSW	12.3	W	16.4	W	8.2	WSW	6.7	W	2.4	C	0.0	10.4
NW	10.0	W	2.1	WNW	12.8	WNW	6.9	NW	3.3	WNW	3.6	WNW	1.1	NW	0.3	6.7
WSW	11.8	WSW	11.2	W	10.7	W	10.0	W	2.4	W	2.1	W	1.7	C	0.0	6.6
WSW	10.0	WSW	12.0	W	6.7	WSW	3.6	WSW	4.0	W	0.8	C	0.0	WSW	0.3	5.4
WSW	12.3	WSW	7.0	W	15.7	W	9.1	W	2.4	WSW	3.2	WSW	2.6	W	1.6	8.7
SW	9.0	SSW	10.1	SSW	7.5	W	6.8	W	7.2	SW	4.5	SSW	3.6	SSW	1.6	5.4
SW	13.3	SW	8.9	WSW	14.8	SSW	11.7	SW	11.2	WSW	5.2	WSW	2.6	WSW	0.9	8.6
WSW	13.8	WSW	8.7	SW	6.4	WSW	6.5	SW	4.2	WSW	0.7	WSW	0.3	C	0.0	5.0
WSW	12.3	W	9.9	SW	13.4	WSW	11.6	WSW	6.2	W	5.1	W	2.6	SSW	1.0	7.4
WSW	9.7	W	10.2	WSW	6.5	WSW	7.9	WSW	2.4	W	1.2	SSW	0.4	C	0.0	5.1
SSW	12.3	W	6.2	SSW	6.5	W	6.9	WSW	6.0	WSW	6.5	WSW	2.6	W	0.3	4.4
W	12.3	W	10.4	WSW	8.5	SSW	9.8	SSW	3.1	WSW	2.1	W	0.9	C	0.0	5.3
SW	11.3	SW	7.5	WSW	6.0	WSW	5.8	SSW	1.2	SW	1.2	SW	1.4	WNW	0.3	4.6
WSW	13.2	WSW	8.2	W	5.8	W	6.6	WSW	2.4	W	0.9	SSW	0.6	C	0.0	4.6
W	11.9	W	9.7	W	8.7	W	7.9	W	4.5	W	3.2	W	1.9	W	1.0	6.1

中華民國二十六年

Rainfall Amount, in the Month of

日 D.	昨日 Y.	本日 T.	Rainfall Amount, in the Month of						
			6-7	7-8	8-9	9-10	10-11	11-12	12-13
1	T						T	T	
2									
3									
4									
5									
6									
7									
8									
9									
10									
11									
12									
13									
14									
15									
16									
17									
18									
19									
20									
21									
22									
23									
24									
25									
26									
27									
28									
29									
30									
31									
總計 Total	T						T	T	

三月逐日雨量 (mm.)

March, 1937. (mm.)									
13-14	14-15	15-16	16-17	17-18	18-19	19-20	20-21	總計 Total	日期 Date
T		T						T	1
									2
									3
									4
									5
									6
									7
									8
									9
									10
									11
									12
									13
									14
									15
									16
T								T	17
									18
									19
									20
									21
									22
									23
									24
									25
									26
									27
									28
			T	T					29
								T	30
									31
T		T	T					T	總計 Total

中華民國二十六年三月

Daily Values of Meteorological Elements in

日期 Date	氣壓 pressure m.m.	溫度 Temperature (°C)				草溫 Grass Temp. (°C)	地溫 Earth Temp. at the Depth of 10cm (°C)
		平均 Mean	最高 Max.	最低 Min.	較差 Range		
1	602.89	13.6	19.7	6.1	13.6	4.5	13.4
2	602.93	15.0	21.0	5.9	15.1	4.7	13.4
3	603.38	15.1	22.2	5.2	17.0	4.0	13.5
4	602.65	15.8	21.5	5.9	15.6	4.6	13.6
5	602.87	17.8	23.2	9.3	13.9	7.2	13.6
6	604.54	17.8	24.2	8.5	15.7	7.0	13.6
7	604.97	17.8	24.3	8.9	16.3	6.7	13.7
8	604.07	17.7	24.5	6.7	17.8	4.7	13.9
9	600.64	18.6	24.5	10.2	14.3	3.8	14.0
10	601.87	18.7	25.2	10.2	15.0	8.7	14.1
11	606.73	11.6	18.3	6.0	12.3	6.1	14.2
12	607.97	11.8	17.5	2.2	15.3	1.8	14.3
13	603.55	17.1	23.4	6.8	16.6	5.5	14.4
14	605.84	18.1	24.7	7.8	16.9	5.0	14.5
15	607.44	19.0	25.2	9.2	16.0	5.5	14.6
16	606.02	18.3	25.0	8.7	16.3	7.6	14.7
17	605.00	17.3	22.3	9.4	12.9	6.8	14.8
18	604.24	18.2	24.3	9.4	14.9	8.5	14.9
19	604.79	18.1	24.7	8.8	15.9	6.7	15.0
20	604.99	18.1	25.0	8.4	16.6	8.0	15.0
21	605.99	17.8	25.2	7.0	18.2	6.7	15.0
22	605.50	18.7	25.2	8.2	17.0	7.6	15.0
23	605.74	19.5	26.7	8.8	17.9	9.8	15.1
24	605.30	19.7	26.2	11.0	15.2	9.5	15.2
25	606.32	19.8	26.7	9.0	17.7	7.0	15.3
26	604.70	20.5	26.6	10.0	14.6	9.2	1.54
27	605.44	20.0	26.6	9.7	16.9	7.4	1.54
28	606.08	18.6	26.2	8.2	18.0	7.0	1.55
29	604.42	20.2	27.2	9.6	17.6	7.2	1.55
30	603.98	20.2	26.4	10.0	16.4	8.7	1.57
31	603.74	20.3	26.0	11.6	14.4	10.5	1.58
總數(平均) T. or M.	604.70	17.8	24.2	6.3	15.9	6.8	14.6

逐日氣象平均要素表

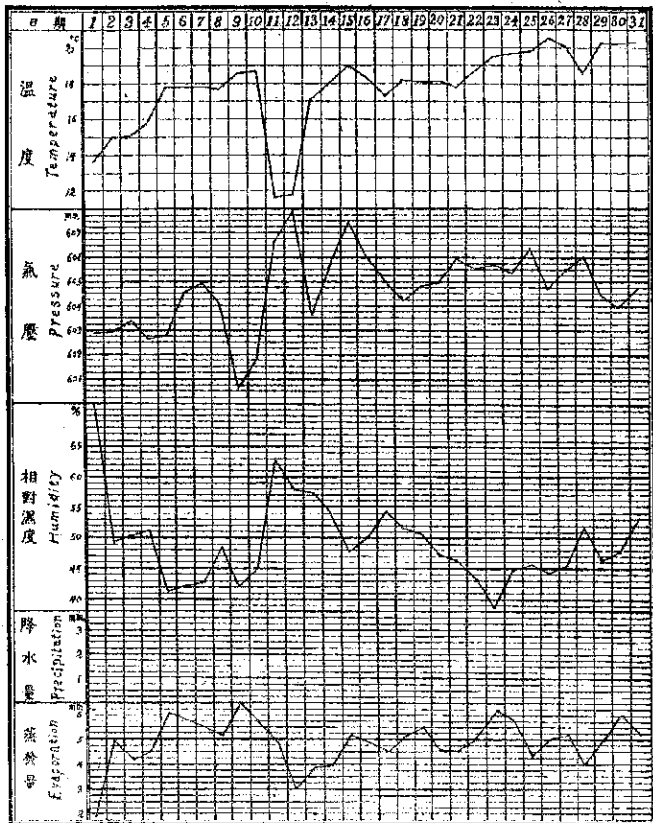
the Month of March, 1937.									
濕度		雲量 Amount of cloud 0-10	風		雨		能見度 Vis. 0-9	蒸發量 Amount of Ecap. mm	雜項 Miscell- aneous Informa- tions
絕對 Absolute mm	相對 Relative %		平均速 Mean vel. m/s	風向 Dir. Domin	量 Amt. mm.	時數 Dur. h			
8.02	71.9	5.1	5.4	SSW	T	5.9	1.9	D D D D D D D D D D D D D D D D D D D D	
6.65	49.5	0.5	6.8	W		7.4	3.9		
7.70	50.5	0.0	2.6	SSE		5.3	4.2		
8.09	51.3	0.1	6.4	SSW		4.5	4.5		
7.23	41.4	0.4	7.3	WSW		6.8	6.1		
7.23	42.1	0.6	5.1	WSW		6.9	5.8		
8.01	42.8	0.2	5.3	WSW		5.0	6.5		
8.65	48.6	0.0	3.5	SSW		3.9	5.2		
8.41	42.1	0.0	7.7	W		4.6	6.5		
8.25	45.1	0.3	6.7	WSW		5.2	5.7		
6.20	62.7	2.0	4.5	ESE		4.3	4.9		
6.68	58.9	1.9	3.9	S		5.4	3.0		
8.61	57.3	0.0	8.3	WSW		3.5	3.9		
9.16	53.8	0.0	5.8	SSW		3.5	4.0		
9.58	47.8	0.9	6.1	SSW		4.7	5.2		
9.26	49.9	3.7	6.7	WSW		4.2	4.9		
8.62	54.5	6.2	8.5	W	T	5.3	4.5		
8.80	51.8	2.0	10.4	W		7.6	5.2		
9.23	50.9	2.4	6.7	NW		6.2	5.3		
8.45	47.3	2.1	6.6	W		6.2	4.6		
8.73	46.4	1.4	5.4	WSW		5.6	4.5		
8.75	43.3	0.3	8.7	WSW		6.4	5.1		
9.15	38.8	2.8	5.4	SSW		5.2	6.2		
9.76	44.8	6.3	8.6	WSW		5.2	5.8		
9.93	45.7	1.6	5.0	WSW		4.7	4.3		
9.60	44.1	2.6	7.4	WSW		4.0	5.0		
9.47	45.4	0.9	5.1	WSW		4.8	5.2		
9.49	51.9	0.0	4.4	SSW		5.0	3.9		
9.60	46.3	9.0	5.5	W		3.7	8.0		
10.13	47.6	1.2	4.6	SW		3.2	6.1		
10.85	53.3	4.9	4.6	WSW	T	3.2	5.2		
8.72	49.3	1.6	6.1		T	5.1	152.3		

觀測紀錄凡例

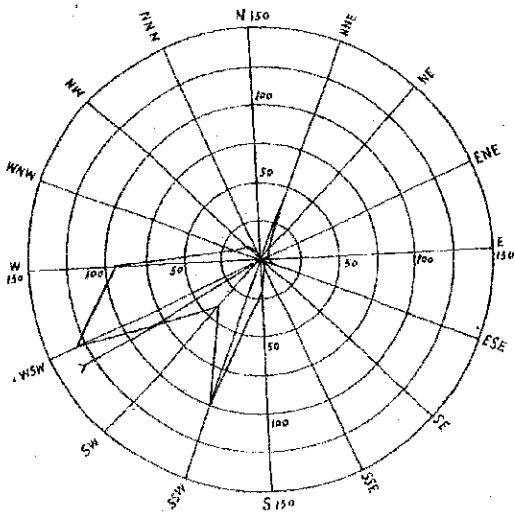
- (1) 本所設於昆明水華山嶺，現正籌備設備中，暫設昆明市代用氣象測候所，開始工作，其位置為東經 $102^{\circ}41'58''$.68；北緯 $25^{\circ}03'21''$.19，氣壓表水銀面高出海平面1922.1公尺。
- (2) 逐日觀測紀錄二十四時，用東經 105° 標準時，自六時至二十一時直接觀測十六次，二十二時至翌日五時之相對溫度紀錄，採自自記儀器，餘項西報。
- (3) 氣壓讀數以公厘為單位，曾經溫度線度訂正，惟未施高度訂正。
- (4) 溫度以攝氏刻度為標準，逐日最高最低氣溫，係選自最高及最低溫度表隨得之數，非直接觀測次數內之最高最低。
- (5) 相對溫度由乾濕球溫度表計算而得，以公厘為單位。
- (6) 風向用十六方向；風速紀錄每秒公尺數。
- (7) 雲向亦用十六方向，惟每日電報中，則併為八方向。
- (8) 雲量以天空為雲所蔽之成數而定；凡雲量自0—2.9稱為晴天，3—7.9稱為曇天，8以上稱為陰天。
- (9) 雲狀用國際通行之名稱。
- (10) 降水量一日內在0.05公厘以上者稱為雨天，不滿0.05公厘，則記以「丁」符號。
- (11) 能見度以0—9級，用目力測定之。
- (12) 各種符號，悉依國際規定之通用符號。

能 見 度			天 氣 符 號	
等級	距離		天氣	符號
	能 見	不 能 見		
0	—	100 公尺	○ 晴天	☁ 陰雲
1	100 公尺	200 公尺	☁ 陰雲	☁ 陰雲
2	200 公尺	500 公尺	☁ 陰雲	☁ 陰雲
3	500 公尺	1 公里	☁ 陰雲	☁ 陰雲
4	1 公里	2 公里	☁ 陰雲	☁ 陰雲
5	2 公里	6 公里	☁ 陰雲	☁ 陰雲
6	6 公里	10 公里	☁ 陰雲	☁ 陰雲
7	10 公里	20 公里	☁ 陰雲	☁ 陰雲
8	20 公里	50 公里	☁ 陰雲	☁ 陰雲
9	50 公里	—	☁ 陰雲	☁ 陰雲

中華民國二十六年三月份各項氣象要素逐日變遷圖
 March of Different Meteorological Elements in the Month of March, 1937.



中華民國二十六年三月份風向圖
WIND ROSE FOR MARCH, 1937.



風向次數
Frequency

合成風向
Resultant Direction

方向 Dir.	N	NNE	NE	E	ESE	SE	SSE	S	SSW	SW	WSW	W	WNW	NW	NNW	V	C
次數 Frequency		33	7	5	5	4	4	5	14	101	47	151	94	77	10	4	11
百分數 %		67	1.4	1.0	1.0	0.8	0.8	1.0	2.8	20.4	9.3	29.9	19.0	3.5	2.0	0.8	2.2

雲南省立
昆明測候所

氣象月報

第二卷 第四期



龔自知題



中華民國二十六年四月份

MONTHLY METEOROLOGICAL BULLETIN

OF

METEOROLOGICAL STATION OF YUNNAN PROVINCE,
KUNMING.

April, 1937.

VOL. 2, NO. 4.

目 次

Table of Contents

本月份天氣概況 *A Summary of Weather Conditions, during the
Month of April, 1937.*

本月的氣象概要 *Monthly Summary.*

氣壓 *Barometric Pressure.*

溫度 *Air Temperature.*

絕對濕度 *Absolute Humidity.*

相對濕度 *Relative Humidity.*

雲狀與雲向 *Cloud: Forms and Direction.*

雲量 *Cloud Amount.*

能見度 *Visibility.*

風向與風速 *Wind Direction and Velocity.*

雨量 *Amount of Rainfall.*

逐日氣象平均要素 *Daily Values of Meteorological Elements.*

凡例 *Explanatory Remarks.*

各月氣象要素變遷圖 *March of Different Meteorological Elements.*

風向圖 *Wind Rose.*

民國二十六年四月份昆明天氣概況：

一、得

昆明本月氣候特點，雨澤稍豐，趨於穩定，雷雨三時，全月雨量總計 29.5m.m.較歷年同月標準平均 3m.m.全月氣溫平均 22°C. 比往年偏差較多至 +4.6°C. 其極端最高達 32.1°C. 是為近十餘年來所未有！

本月北太平洋高氣壓南展，西南低氣壓多沿長江之南，遠至重慶入彝，長江中下游，下半年已入迎梅雨時期，雨澤濶而透多；西南雲絲縫甚微之衝，低氣壓發育於原內者凡八次，昆明有雨四次，惟初旬及月杪，頗為頻過，雨量較豐，餘俱少雨。

月之一日，低氣壓中心發展於瀘南，昆明微有雨澤；四日，雲霧也臨，午、昆明雷電交作，空際降雹，夜、氣溫低至 7.3°C. 五日，午後六時，又雷雨見虹，昆明兩日共得雨 22.2m.m. 八日，雲霧沿瀘川展，九十時開，昆明氣壓最高達 609.15m.m.

十日，有北盤江上游，發生低氣壓，致成驟大風或濤；十一日，低氣壓進至華中，不連續而直貫黃河中下游，鄂豫皖閩諸省，沙颍雷雨大作；湘桂等則悶熱；昆明僅見雲層去密。

十二、十三日，金沙江下游，又發生低氣壓中心，綏江、鹽津及川南一帶，十二日午前十時至午後四時，熱氣過境，氣溫高達 42°C. 作物洪苗，大受損害；昆明 2 時後，風力甚強，有雨 9.1 m.m.

十五日，低氣壓退起河南，中心穿紅河及南盤江上游，京行人海，昆明本受影響；十九日，有北盤江上游，復發生低氣壓，昆明 12—18 時，氣壓降至 601.56m.m. 雲層漸低 11 時，突起狂風，塵灰蔽空，草葉破壞！

二十日，低氣壓發展於金沙江中下游，熱力氣壓，11 時昆明氣溫最高達 32.1°C 突破十餘年紀錄！日則出現沙塵；二十一日，熱浪更由越境入西境，方勝雲進，影響北沙高氣壓，移向東省，影響紅河一帶，氣壓甚低，昆明天陰日暈，月生光耀，夜半移則來雷雨，雨量 0.2m.m.

二十三、四日，低氣壓復發生於雲南，陣雨於瀘南；二十五日，高氣壓穩定華中，低氣壓南趨東海，昆明連日曇雲蔽天；二十八日，低氣壓發展於越南，昆明天陰，17 時雷電甚大，每小時達 17.8m. 二十九日昆明晨微雨，夜復雨，三十日驟雨雨量 7m.m. 寒潮由雲南於，不連續而接近，久旱之大理縣，午後四時，大雨暴發；農民驚駭，其他災異，民間或傳稍異！

中華民國二十六年四月氣象綱要

Monthly Summary for April, 1937.

		氣壓 Air Pressure	
極端最高	Extreme maximum	699.16mm	在 8 日 9-10時 on 8th 9-10h
極端最低	Extreme minimum	691.56mm	在 19 日 16-18時 on 19th 16-18h
平均 Mean	本年 Present	695.87mm	
	往年 Past	694.79mm	
		氣溫 Air Temperature	
極端最高	Extreme maximum	32.1°C	在 20 日 14時 on 20th 14h
極端最低	Extreme minimum	7.3°C	在 5 日 6時 on 5th 6h
最高平均	Mean maximum	27.7°C	
最低平均	Mean minimum	13.9°C	
平均 Mean	本年 Present	22.0°C	
	往年 Past	17.4°C	
		風 Wind	
最大風速	Maximum velocity	17.8m/s	在 28 日 17時 on 28th 17h
合成風向	Resultant direction	S46°45' W	
		降水量 Precipitation	
雨量	Rainfall	29.5mm	
一日最多雨量	Greatest in 24 hours	14.4mm	在 4 日 on 4th
標準雨量	Normal Rain	26.5mm	
		其他 Miscellaneous Information	
晴天日數	Clear days	9	
曇天日數	Partly cloudy days	12	
陰天日數	Cloudy days	3	
雨天日數	Rainy days	6	
有霧日數	Days with fog	4	
有霏日數	Days with mist	3	
有灰霧日數	Days with ground fog	11	
有露日數	Days with d w	23	
有大風日數	Days with gale	1	
有雷雨日數	Days with thunderstorm	3	
有閃電日數	Days with lightning	3	
有日暈日數	Days with solar halo	2	
有虹日數	Days with rainbow	1	

— 4 —

中華民國二十六年

		Barometric pressure of every day, in the											
時 D	1	2	3	4	5	6	7	8	9	10	11	12	
1	4.8	4.8	4.8	4.9	5.1	5.96	6.26	6.86	7.16	6.76	6.36	5.66	
2	6.4	6.1	6.2	6.1	5.2	7.36	7.86	8.16	8.26	8.06	7.56	6.86	
3	7.1	6.8	6.7	6.6	5.7	6.86	7.06	7.46	7.46	7.16	6.76	5.96	
4	5.9	5.9	5.8	5.6	5.6	6.26	7.06	7.66	7.96	7.86	7.56	7.06	
5	5.9	5.5	5.2	5.1	5.2	6.76	7.26	7.96	7.76	7.76	7.56	7.06	
6	5.4	5.2	5.0	5.0	5.1	5.36	5.46	6.06	5.86	5.66	5.26	4.86	
7	6.1	6.0	6.0	5.9	5.0	6.56	6.86	7.56	7.76	7.56	6.26	5.56	
8	8.5	8.4	8.4	8.4	8.3	8.56	8.96	9.06	9.16	9.16	8.76	7.46	
9	6.1	6.2	6.1	6.1	5.3	6.96	8.46	8.76	7.96	7.76	7.26	5.46	
10	6.1	6.0	5.8	5.7	5.8	6.06	6.26	6.56	6.86	6.66	6.56	6.06	
11	6.8	6.8	6.6	6.6	5.7	7.06	7.26	7.56	7.86	7.56	7.46	6.76	
12	6.5	6.3	6.0	5.8	5.9	8.86	6.16	6.46	6.56	6.16	5.66	5.06	
13	4.5	4.3	4.2	4.2	3.1	3.86	4.26	4.76	4.86	4.96	4.36	3.76	
14	5.9	5.8	5.6	5.7	5.8	6.86	7.46	7.56	7.96	7.86	7.46	6.26	
15	6.1	6.0	6.0	6.0	6.0	6.06	6.26	6.46	6.56	6.16	5.56	4.96	
16	6.0	6.2	7.0	7.0	7.1	7.96	8.56	9.06	9.16	9.06	8.66	8.16	
17	6.9	6.8	6.6	6.8	5.9	7.56	7.86	8.06	7.96	7.56	6.96	6.26	
18	6.3	6.2	6.1	6.0	6.2	3.76	5.96	6.26	6.36	6.06	5.66	4.86	
19	4.1	3.9	3.6	3.5	3.5	3.86	4.36	4.76	4.76	4.66	4.26	3.66	
20	4.0	4.0	4.0	4.0	4.1	4.36	4.86	5.26	5.56	5.46	5.36	4.96	
21	5.5	5.4	5.4	5.4	5.7	6.26	6.46	6.96	7.06	6.86	6.66	6.06	
22	6.0	6.0	6.0	5.6	5.5	6.36	6.66	6.96	6.86	6.66	6.36	6.06	
23	5.5	5.1	5.0	5.0	5.1	5.86	6.46	6.66	6.86	6.56	5.16	5.76	
24	5.5	5.4	5.3	5.3	5.4	5.86	6.56	6.96	6.96	6.76	6.46	5.76	
25	5.9	5.5	5.3	5.5	5.7	6.36	6.66	7.06	7.16	6.96	6.56	5.86	
26	5.5	5.4	5.4	5.5	5.7	6.36	6.86	7.16	7.36	7.26	6.96	6.36	
27	6.0	6.0	6.0	6.0	6.0	6.76	7.26	7.76	7.76	7.46	7.36	6.86	
28	6.3	6.3	6.3	6.3	6.3	6.46	6.86	7.26	7.56	7.16	6.76	6.26	
29	6.5	6.2	6.1	6.1	6.2	6.86	7.56	7.96	8.06	7.86	7.56	7.16	
30	6.4	6.1	6.0	6.0	6.0	6.56	6.86	7.06	7.26	7.06	6.56	6.36	
T Mean	6.0	5.8	5.8	5.7	5.8	6.32	6.75	7.14	7.22	7.02	6.60	6.00	

四月逐日氣壓 (600 ^m)												
Month of April, 1937. (600 ^m)												
13	14	15	16	17	18	19	20	21	22	23	24	平均 Mean
4.96	4.36	4.16	4.36	4.56	4.76	5.26	5.76	6.25	6.4	6.4	6.4	5.54
5.86	5.46	4.96	3.66	3.66	3.36	3.96	6.46	6.86	7.6	7.5	6.3	6.57
4.96	4.26	3.86	3.66	3.76	4.36	4.66	5.16	5.66	6.0	6.0	6.0	5.88
6.66	6.56	6.36	6.46	6.36	6.26	6.96	7.46	7.56	7.0	6.7	6.4	6.73
5.26	4.86	4.36	3.86	3.96	3.96	4.96	5.26	5.76	6.0	6.9	5.9	5.73
1.06	3.66	2.86	2.86	3.16	3.16	3.96	5.26	5.76	6.0	6.1	6.1	4.89
5.36	5.16	5.06	5.06	5.26	5.66	6.46	7.16	7.76	8.3	8.5	8.5	6.53
5.66	5.76	4.96	4.66	4.66	4.96	5.26	5.96	6.36	6.4	6.4	6.3	5.93
4.66	4.36	4.46	4.66	3.96	4.16	4.36	4.86	5.46	6.0	6.1	6.1	5.93
5.36	4.86	4.16	4.16	4.26	4.36	4.76	5.26	5.86	6.6	6.8	6.9	5.74
5.96	5.36	4.66	4.56	4.16	3.66	4.96	5.56	5.86	6.5	6.9	6.8	6.31
4.46	3.56	2.86	2.56	2.66	2.66	2.96	3.06	3.56	3.6	4.2	4.7	4.23
3.16	2.66	2.66	1.56	2.16	2.66	3.36	4.06	4.96	5.1	5.7	5.9	3.97
6.36	5.76	5.06	4.16	4.46	4.66	5.06	5.76	6.06	6.6	6.5	6.4	6.18
4.26	3.76	3.46	3.36	3.46	3.76	4.26	4.76	5.66	6.0	6.2	6.1	5.30
7.46	6.56	5.76	5.56	5.36	5.76	6.06	6.56	6.96	7.0	7.0	7.0	7.13
5.26	4.66	3.86	3.46	3.36	3.56	3.96	4.56	5.06	6.2	6.3	6.4	5.96
4.16	3.56	2.96	2.56	2.66	2.86	3.26	3.76	4.16	4.5	4.5	4.3	4.79
3.06	2.46	1.86	1.36	1.56	1.56	2.26	2.76	3.26	4.0	4.1	4.0	3.39
4.36	3.76	3.46	3.46	3.46	3.66	4.26	4.66	5.76	5.8	5.9	5.9	4.69
5.56	5.16	4.86	4.46	4.36	4.46	4.76	5.26	5.86	5.9	6.0	6.0	5.68
5.46	4.56	3.36	4.06	4.36	4.46	4.66	5.26	3.86	5.9	5.8	5.7	5.64
4.86	4.36	3.76	3.36	3.16	3.36	3.86	4.16	4.56	5.0	5.4	5.4	5.01
3.06	4.26	3.66	3.16	3.26	3.56	3.96	4.46	5.16	5.5	5.8	5.9	5.25
5.96	4.26	3.66	3.16	3.26	3.36	3.66	4.26	4.86	5.3	5.7	5.6	5.27
5.76	5.16	4.36	3.96	4.06	4.26	4.76	5.26	5.86	5.9	6.0	6.0	5.72
5.86	4.36	4.36	3.96	3.86	4.16	4.66	5.16	5.76	6.4	6.4	6.1	5.66
3.66	4.26	4.66	4.36	4.46	3.96	5.66	6.16	6.46	6.5	6.6	6.7	6.12
6.66	5.16	5.36	4.96	4.76	4.96	5.16	5.76	6.46	6.5	6.6	6.5	6.40
5.96	5.16	4.66	4.26	4.36	4.46	4.86	5.26	5.56	5.6	5.3	6.0	5.80
3.26	4.68	4.18	3.93	3.96	4.17	4.63	5.16	5.69	6.0	6.1	6.1	5.67

中華民國二十六年

Air Temperature of every day in the

時 D.	6	7	8	9	10	11	12	13
1	15.2	14.5	16.1	18.6	19.4	23.1	24.9	25.2
2	11.8	12.6	15.7	20.0	23.1	24.9	26.3	27.1
3	11.2	12.2	15.9	19.1	22.1	24.4	25.9	25.4
4	13.0	13.6	14.1	14.8	14.3	13.6	13.1	13.9
5	8.8	9.2	9.7	10.7	11.6	12.8	13.8	16.2
6	11.9	12.1	14.4	17.1	19.2	20.2	21.8	22.6
7	12.1	12.6	15.6	16.8	20.6	21.2	22.2	23.6
8	9.6	10.1	11.6	15.0	17.5	18.5	22.0	24.5
9	9.2	10.4	13.5	18.4	20.0	22.7	24.8	25.8
10	11.4	12.9	15.8	19.1	22.2	24.3	25.8	29.7
11	13.8	14.2	17.2	21.1	24.0	26.0	26.8	28.3
12	14.4	15.3	18.9	20.5	22.6	23.8	25.8	27.4
13	15.7	15.9	16.5	17.0	18.1	21.6	24.3	26.2
14	11.8	12.5	15.5	20.0	22.7	26.0	27.5	28.4
15	12.6	14.4	17.9	20.6	24.2	27.5	29.0	30.3
16	14.9	15.7	18.1	21.4	23.5	25.3	26.6	27.3
17	14.8	15.3	17.9	21.6	24.6	25.9	28.2	29.1
18	16.2	17.0	20.0	23.1	25.9	27.8	29.5	30.4
19	16.1	17.9	20.3	23.6	26.0	27.9	29.3	30.0
20	18.3	18.7	21.3	24.2	26.7	28.2	29.8	30.7
21	17.1	18.6	20.9	23.8	26.9	29.1	31.0	31.5
22	18.7	18.8	21.2	23.7	25.5	27.5	28.9	29.8
23	17.3	18.1	19.9	22.1	24.8	26.8	27.8	28.4
24	17.3	18.0	19.2	21.4	22.6	23.1	26.3	27.1
25	15.4	16.6	19.5	22.8	25.4	26.9	28.5	29.2
26	17.5	18.4	20.4	23.3	24.5	26.7	28.0	28.2
27	18.7	19.3	20.8	22.1	24.6	24.6	26.9	27.0
28	17.9	18.7	18.4	21.2	23.8	25.6	24.9	25.1
29	17.1	17.7	18.6	19.5	20.6	22.4	23.7	23.3
30	16.6	17.0	17.1	17.0	18.3	21.1	20.0	21.8
平 均 Mean	14.5	15.3	17.4	20.0	22.2	24.0	25.4	26.4

四月逐日氣溫 (°C)

Month of April, 1937. (°C)								平均 Mean
14	15	16	17	18	19	20	21	
26.9	24.4	23.2	22.7	21.3	19.9	17.5	17.8	20.6
26.6	26.1	24.2	22.6	21.2	19.8	18.3	17.4	21.1
25.2	25.2	25.4	23.9	22.1	20.2	19.4	18.5	21.1
12.5	10.8	9.8	9.6	9.5	9.2	8.4	7.8	11.8
18.3	18.6	17.9	17.9	15.3	14.0	13.6	13.9	13.8
23.0	22.6	21.6	20.6	19.2	17.2	16.7	14.4	18.4
23.2	23.2	23.2	20.6	19.2	18.0	16.5	16.0	19.0
24.6	24.7	23.6	22.9	21.0	18.4	17.4	15.9	18.6
25.7	25.5	25.1	23.8	21.9	19.4	18.8	17.2	20.1
25.6	26.4	26.1	24.6	22.6	20.6	18.8	18.6	21.4
28.4	27.7	27.0	25.7	24.5	22.1	21.3	20.3	23.0
27.3	27.9	27.4	25.6	24.1	22.4	21.2	20.8	22.9
26.7	26.8	26.7	25.7	24.6	22.0	20.3	19.0	21.7
29.3	29.0	28.8	27.8	25.7	23.8	22.0	20.8	23.2
30.4	29.8	29.2	27.7	26.0	23.6	22.4	21.2	24.2
27.6	27.7	27.7	26.8	25.0	23.0	22.4	20.5	23.3
29.5	29.5	29.1	27.9	26.3	24.3	22.9	22.3	24.3
31.8	30.7	30.0	28.5	26.9	24.9	23.0	21.9	25.4
30.4	29.9	29.4	27.8	26.4	24.9	23.8	23.1	25.4
31.4	31.2	28.7	28.4	26.9	25.0	23.7	23.0	26.0
30.8	30.6	29.4	27.4	26.4	25.0	23.9	22.2	25.9
29.9	29.4	28.2	26.9	24.9	23.6	21.8	21.3	25.0
28.6	28.0	27.4	26.6	25.0	23.4	22.6	22.4	24.3
27.4	27.3	27.2	25.5	24.1	22.6	21.2	21.0	23.2
29.7	29.4	28.9	27.6	25.8	24.0	22.9	22.1	24.7
28.1	27.2	27.0	27.1	25.5	23.8	22.9	21.9	24.4
28.1	28.0	27.4	27.1	24.8	22.8	21.4	20.6	24.0
23.4	26.4	25.9	23.2	22.6	21.4	21.0	19.2	22.5
24.6	25.8	25.2	24.6	23.2	21.8	20.9	20.6	21.8
21.4	21.2	20.9	20.7	20.0	19.1	18.6	17.8	19.3
26.6	26.4	25.7	24.6	23.1	21.3	20.2	19.3	22.0

中華民國二十六年

Absolute Fundings of corp dep, m

H D.	Wt. H.	Absolute Fundings of corp dep, m							
		6	7	8	9	10	11	12	13
1		10.01	9.59	10.09	11.17	10.65	11.45	11.97	11.97
2		7.74	7.74	9.30	10.65	13.31	12.49	13.31	12.79
3		8.26	7.74	10.01	10.65	11.99	12.06	12.32	12.79
4		9.08	9.52	9.82	10.25	10.53	9.82	10.11	9.82
5		7.67	7.91	8.29	6.54	8.90	10.03	10.59	11.69
6		9.31	9.60	10.53	10.83	11.17	11.15	11.61	11.99
7		8.02	8.38	10.29	11.17	11.39	11.29	11.96	11.74
8		8.29	8.54	8.90	10.29	11.41	12.82	12.59	13.03
9		7.09	7.68	9.52	11.41	11.29	11.99	13.09	14.22
10		6.59	7.22	10.09	12.35	11.82	10.76	11.97	10.98
11		7.34	7.70	8.49	11.22	13.76	11.97	11.45	12.03
12		7.99	8.43	8.96	10.87	11.01	12.20	12.56	13.48
13		8.71	8.43	8.19	8.26	8.44	8.78	9.58	10.64
14		7.11	7.74	8.71	9.89	10.47	10.93	14.41	11.45
15		8.05	9.24	8.96	10.02	10.76	12.78	13.09	13.08
16		10.01	10.33	11.17	12.50	12.78	12.49	13.09	13.31
17		10.01	10.61	12.29	12.50	11.99	12.49	11.97	12.32
18		9.48	10.30	10.65	10.78	11.45	11.47	12.48	12.56
19		11.09	10.65	11.15	11.94	13.60	13.31	13.48	13.19
20		11.70	11.17	10.87	11.74	12.20	13.31	14.13	14.40
21		11.70	11.17	12.79	12.83	13.64	13.31	14.13	15.09
22		12.09	13.60	14.35	13.54	13.03	13.69	13.79	13.19
23		12.20	12.62	14.60	13.11	12.78	12.49	13.31	13.08
24		12.20	12.85	13.60	14.07	13.54	13.03	13.60	12.79
25		10.01	11.93	13.60	13.31	13.60	13.31	13.08	12.79
26		12.20	12.62	13.03	13.03	13.38	12.83	12.79	12.56
27		12.91	13.60	13.87	14.43	14.14	14.14	14.64	14.13
28		12.62	13.15	13.83	13.63	13.91	12.82	12.56	12.83
29		11.70	12.87	12.62	13.60	13.03	13.54	13.63	12.83
30		12.72	12.48	12.85	13.37	14.12	14.59	13.31	13.83
平均 Mean		9.76	10.18	11.01	11.74	12.04	12.24	12.69	12.71

四月逐日絕對溫度 (mm)

the Month of April, 1937. (mm)								平均
14	15	16	17	18	19	20	21	Mean
12.92	12.49	11.45	11.74	11.82	10.37	10.89	10.62	11.13
12.79	13.08	12.49	11.74	11.01	10.65	10.89	10.02	11.25
12.56	11.27	11.68	11.21	11.29	11.52	11.39	10.89	11.15
8.74	8.29	7.91	7.91	7.91	7.67	7.32	6.25	8.59
12.48	12.48	12.20	11.70	11.06	10.29	10.53	10.34	10.31
11.74	11.45	11.01	10.87	9.89	8.98	9.02	8.56	10.44
12.36	11.45	11.58	11.29	13.65	9.20	9.48	9.30	10.58
12.30	12.29	12.06	11.74	11.01	10.65	10.02	9.72	10.96
13.38	13.70	11.97	12.29	11.21	10.10	9.07	8.52	11.06
9.96	10.41	10.64	9.72	8.28	7.34	8.15	7.73	9.62
12.56	12.03	11.45	11.26	9.72	8.55	9.07	8.97	10.29
12.56	12.79	12.32	10.93	10.76	10.23	10.10	9.84	10.94
10.41	9.99	9.96	9.95	9.56	9.31	8.68	9.26	6.26
10.68	12.03	12.56	12.56	10.98	9.95	10.47	9.84	10.63
12.56	12.56	12.03	12.32	11.26	11.77	11.74	11.91	11.33
11.68	11.45	10.98	10.41	11.26	11.77	11.58	11.29	11.63
12.03	12.56	11.45	11.68	11.97	12.49	11.74	10.47	11.78
13.89	12.56	13.89	12.79	13.08	13.29	11.45	11.58	11.97
12.56	12.56	12.56	12.32	11.97	12.06	11.74	11.29	12.20
13.89	13.89	12.79	13.08	13.31	13.09	13.38	12.59	12.85
14.40	14.69	13.19	12.56	13.08	12.49	12.06	11.74	13.07
13.89	12.56	12.79	13.08	13.31	13.38	13.54	13.83	13.35
12.56	12.56	12.32	12.56	12.27	13.03	12.59	11.99	12.69
12.56	12.79	12.32	11.68	11.21	11.74	12.59	12.79	12.70
12.56	12.03	12.32	11.68	11.97	11.21	11.45	11.99	12.50
12.79	12.32	12.56	11.97	12.20	12.06	11.45	11.99	12.49
13.19	13.19	12.56	12.79	12.20	12.30	12.27	12.79	13.32
12.56	12.79	13.31	13.03	13.54	12.50	12.34	12.91	13.02
12.83	13.31	13.60	14.14	13.93	12.27	12.79	13.03	13.01
13.35	12.50	12.79	13.03	13.31	13.60	13.83	14.12	13.36
12.39	12.29	12.02	11.80	11.47	11.09	11.05	10.85	11.48

中華民國二十六年

		Relative Humidity of each day, in											
日 D	時 H	1	2	3	4	5	6	7	8	9	10	11	12
		1	58.8	59.0	58.0	54.7	50.6	64.0	69.6	69.0	63.8	60.0	59.3
2	44.3	57.0	59.0	60.7	61.2	62.2	63.0	60.2	52.3	43.8	40.2	38.2	
3	61.0	64.0	65.0	66.8	73.0	74.2	72.0	68.0	52.5	45.2	41.0	37.8	
4	60.7	67.0	73.6	77.2	79.0	80.0	80.3	81.4	80.0	80.2	82.7	90.0	
5	90.8	91.0	91.2	91.1	91.0	90.5	89.6	89.0	87.6	87.6	86.0	85.0	
6	87.0	87.5	89.5	89.8	89.5	89.5	89.0	84.8	72.0	60.8	52.4	48.6	
7	63.0	64.8	65.0	65.0	69.0	67.5	67.0	55.8	47.6	48.0	42.8	39.5	
8	69.0	70.0	70.5	73.0	80.2	80.1	81.8	81.2	74.7	65.2	55.0	47.2	
9	58.0	60.1	65.2	67.7	70.6	72.0	75.8	78.0	69.5	51.8	40.9	35.6	
10	56.0	56.2	56.2	59.0	60.0	65.2	68.0	79.0	70.9	55.3	37.0	37.0	
11	55.0	58.0	60.0	60.2	60.1	61.8	62.2	60.2	52.2	45.5	42.6	40.0	
12	58.2	59.1	59.7	60.8	64.0	66.2	66.5	63.8	53.2	44.6	41.6	40.0	
13	60.0	60.3	67.2	71.0	59.8	66.0	64.9	62.7	60.1	57.5	47.4	42.0	
14	62.0	64.0	67.5	70.0	72.0	73.2	74.8	72.3	62.6	50.7	41.3	35.8	
15	47.2	57.8	59.6	60.0	65.0	66.8	66.2	60.4	49.7	39.7	35.8	30.8	
16	55.4	57.4	60.2	60.5	63.2	72.8	75.1	73.8	68.2	51.0	52.2	47.3	
17	64.0	63.3	69.0	71.0	72.7	77.0	80.0	80.0	71.0	52.5	45.0	42.4	
18	52.2	52.7	52.7	54.8	57.0	60.1	60.0	57.4	50.0	44.0	40.0	38.0	
19	54.0	57.0	60.0	62.8	66.0	67.0	67.5	65.0	55.3	51.0	44.8	41.0	
20	55.3	57.0	57.7	59.0	59.8	61.0	64.8	62.2	55.8	50.0	46.0	43.0	
21	60.0	61.0	62.8	65.0	67.2	69.2	69.0	67.7	58.0	52.5	46.3	40.2	
22	54.0	65.2	74.3	74.5	74.0	77.0	77.5	77.0	63.0	54.0	48.0	42.8	
23	73.0	75.3	77.0	77.5	79.0	82.0	82.0	78.0	65.8	59.7	50.6	56.0	
24	70.3	72.5	77.2	80.3	81.0	82.0	82.5	81.0	74.0	67.2	63.0	55.6	
25	69.0	70.2	75.1	75.5	77.8	80.0	81.2	80.0	73.2	64.3	55.2	47.8	
26	77.4	79.0	80.0	81.0	82.2	82.5	82.4	79.8	69.0	60.0	49.7	47.5	
27	77.5	79.1	79.2	80.1	80.3	82.5	82.3	79.0	74.6	66.0	69.5	60.3	
28	75.1	77.0	78.6	78.8	79.0	80.0	80.0	79.8	75.3	70.0	56.0	56.1	
29	79.8	79.8	80.0	80.4	81.0	81.8	84.0	82.2	80.0	77.5	70.3	65.0	
30	80.0	80.0	88.8	89.0	88.0	87.7	87.5	89.0	92.0	88.8	80.0	89.5	
月 Mean	64.7	67.1	69.3	70.6	72.3	73.9	74.9	73.2	65.8	58.5	51.8	48.6	

四月逐日相對濕度 (%)

the Month of April, 1937. (%)												
13	14	15	16	17	18	19	20	21	22	23	24	平均 Mean
43.0	40.0	40.0	40.8	42.2	43.8	47.5	49.6	50.2	50.7	50.9	50.6	52.5
35.2	35.6	34.8	40.0	43.0	44.0	45.0	48.0	53.0	51.8	56.7	57.7	49.5
37.2	36.7	35.2	35.0	35.0	36.0	41.1	45.0	48.0	50.7	58.0	60.2	51.3
52.0	39.2	67.0	90.0	89.3	87.7	89.8	91.6	92.2	92.4	92.2	91.9	83.6
50.2	75.5	72.0	72.0	70.4	80.3	78.0	79.9	83.2	83.2	84.9	85.6	84.0
44.0	42.9	38.2	37.6	37.4	37.0	39.6	44.8	47.3	54.0	58.0	61.0	61.7
37.6	36.9	36.3	36.7	39.8	40.7	45.0	50.6	59.0	56.0	62.5	68.0	52.6
45.0	39.0	31.8	25.0	28.8	30.0	36.2	44.0	46.2	46.0	55.0	56.8	55.8
30.1	22.8	28.0	25.0	28.0	28.0	34.9	47.0	47.4	50.0	52.5	52.8	50.0
34.9	34.0	33.8	32.7	32.2	33.4	35.7	45.0	46.2	47.0	52.7	53.8	49.2
37.0	35.5	35.3	35.7	3.60	37.0	39.6	48.0	51.2	53.8	56.5	57.0	40.2
37.5	35.5	34.7	32.3	33.8	35.8	42.5	46.0	47.5	46.3	47.0	55.0	48.8
37.7	36.0	34.5	33.3	33.3	33.0	45.0	49.2	50.0	52.5	56.0	60.3	52.1
33.0	30.1	29.8	29.0	28.0	31.8	32.7	35.3	40.0	44.7	50.9	53.0	49.2
29.6	29.5	28.4	28.6	28.6	31.2	37.7	40.5	44.2	47.5	50.6	53.8	45.8
45.0	41.0	39.0	37.7	37.4	40.2	50.0	50.3	55.2	58.0	59.7	60.5	55.0
39.2	37.0	36.0	35.8	35.8	37.0	40.7	42.6	44.8	44.9	47.5	49.3	53.4
37.4	36.0	35.0	35.0	37.1	38.2	41.6	45.0	48.3	51.0	52.0	53.0	47.0
38.2	38.0	37.5	37.2	37.5	38.0	40.4	44.0	46.8	47.8	49.8	53.6	50.0
40.0	38.3	37.7	37.7	40.1	40.5	45.9	52.2	53.0	53.0	57.5	60.0	51.2
38.8	38.0	38.0	39.5	42.2	44.0	47.2	48.8	50.0	51.0	52.5	53.2	52.6
41.0	40.1	40.2	42.5	44.2	57.5	69.6	70.6	72.8	64.5	62.8	62.6	60.4
47.5	46.0	46.8	47.0	47.5	50.0	53.8	56.0	59.6	60.1	62.8	65.0	62.3
42.8	49.6	48.0	47.6	50.0	50.6	54.8	60.6	64.8	64.0	65.0	65.7	65.0
48.5	38.0	37.5	37.0	37.2	41.8	46.2	50.4	59.2	64.1	62.2	72.6	59.9
45.0	44.0	43.2	42.2	45.0	45.3	48.8	52.5	60.3	65.2	72.5	75.2	62.8
57.3	49.8	47.2	48.0	48.1	56.4	62.8	67.5	71.3	72.5	72.8	75.0	68.3
37.0	52.6	53.8	52.8	65.0	67.1	67.5	70.5	77.2	77.5	79.0	79.9	70.3
67.5	67.3	60.5	60.0	60.0	60.2	68.8	72.2	74.2	78.0	77.5	77.7	73.6
72.7	72.0	79.2	72.3	78.0	73.0	78.0	84.2	87.7	88.3	89.0	88.0	83.8
43.5	43.7	42.6	42.4	43.6	45.7	50.2	54.4	57.7	49.1	61.5	63.5	58.4

四月逐日雲狀及雲向

day. in the Month of April, 1937.

12		13		14		15		16		17		18		日期 Date
狀 For.	向 Dir.	狀 For.	向 Dir.	狀 For.	向 Dir.	狀 For.	向 Dir.	狀 For.	向 Dir.	狀 For.	向 Dir.	狀 For.	向 Dir.	
SK	W	SK	W	SK	W	SK	W	SK	W	SK	W	SK	W	1
SK	W	AK	W	SK	W	SK	W	SK	W	SK	W	SK	W	2
K	W	K	W	K	W	K	W	K	W	K	W	K	W	3
N	E	N	E	N	E	N	E	N	E	N	E	N	E	4
AS	SSW	AS	SSW	CS	SSW	AK	SSW	AK	SSW	AS	SSW	AK	SSW	5
K	SW	K	SW	K	SW	K	SW	K	SW	K	SW	K	SW	6
SK	SW	SK	SW	SK	SW	SK	SW	SK	SW	SK	SW	SK	SW	7
SK	SW	SK	WSW	SK	WSW	SK	WSW	SK	WSW	SK	WSW	SK	WSW	8
PK	WSW	PK	W	PK	W	PK	W	PK	W	PK	W	PK	W	9
SK	W	SK	W	SK	W	SK	W	SK	W	SK	W	SK	W	10
CS	W	CS	W	CS	W	CS	W	C	W	CS	W	CS	W	11
AK	W	AK	W	AK	W	AK	W	AS	W	AS	W	AS	W	12
AK	W	AK	W	CS	W									13
														14
														15
SA		SK		SK										16
														17
SK	W	SK	W	SK	W	SK	W	SK	W	SK	W	SK	W	18
C	W	CS	W	CS	W	CS	W	CS	W	SK	W	SK	W	19
														20
CS	W	CS	W	C	W	C	W	C	W	CS	W	C	W	21
CS	W	CS	W	AK	W	AK	W	AS	W	AS	W	AK	W	22
SK	W	SK	W	SK	W	SK	W	SK	W	SK	W	SK	W	23
SK	SSW	SK	SSW	SK	SSW	SK	SSW	SK	SSW	SK	SSW	SK	SSW	24
SK	W	C	W	C	W	C	W	C	W	CS	W	CS	W	25
SK	WSW	SK	WSW	SK	WSW	K	W	C	W	K	W	C	W	26
SK	W	SK	W	SK	WSW	SK	WSW	SK	WSW	SK	WSW	SK	WSW	27
SK	SW	SK	SW	SK	WSW	SK	WSW	SK	WSW	SK	WSW	SK	WSW	28
SK	WSW	SK	WSW	SK	WSW	SK	WSW	SK	WSW	SK	WSW	SK	WSW	29
A	SW	SK	SW	SK	SW	AS	SW	N	SW	N	SW	N	SW	30

中華民國二十六年四月逐日雲量

Cloud Amount of every day, in the Month of April, 1937.

時日 H. D.	6	7	8	9	10	11	12	13	14	15	16	17	18	19	20	21	T. Y. Mean
1	9.3	8.5	8.0	9.5	6.9	7.0	4.5	5.0	6.7	9.0	8.0	8.0	8.0	7.0	2.6	1.0	6.8
2	4.5	2.0	0.0	1.0	1.5	6.0	4.0	8.0	7.2	7.0	7.0	7.0	3.0	1.9	0.8	0.0	3.8
3	2.5	1.5	0.0	1.0	0.7	0.5	1.2	1.0	3.0	6.8	7.0	5.0	8.0	4.0	4.0	3.8	3.2
4	8.5	10.0	10.0	10.0	10.0	10.0	9.8	10.0	10.0	10.0	10.0	10.0	10.0	10.0	10.0	10.0	9.9
5	10.0	10.0	10.0	10.0	10.0	10.0	10.0	8.0	5.0	4.0	9.0	10.0	4.0	1.8	9.0	6.5	8.0
6	5.0	6.0	1.8	2.5	4.6	4.6	2.7	2.0	2.2	1.7	1.5	1.6	1.0	0.5	0.8	0.5	2.4
7	1.2	0.1	1.2	0.5	2.0	4.8	7.0	8.0	8.0	7.2	6.5	5.0	6.0	0.6	0.0	0.0	3.6
8	0.0	0.0	0.0	0.0	0.3	1.0	2.5	2.5	2.2	1.0	0.8	0.5	0.1	0.5	0.0	0.0	0.7
9	0.0	0.0	0.0	0.0	1.0	0.2	0.2	0.5	1.0	0.4	0.5	0.1	0.0	0.5	0.0	0.0	0.3
10	0.4	0.1	9.0	0.4	0.6	1.5	4.2	6.4	6.5	5.2	4.6	1.0	0.0	0.0	0.0	0.0	1.8
11	0.4	0.2	0.5	6.0	0.3	0.5	0.4	4.5	8.0	9.0	9.2	9.5	9.5	2.0	1.2	0.8	3.9
12	1.0	1.5	3.0	7.6	7.6	8.8	9.0	8.7	7.0	6.8	6.5	7.0	7.5	3.7	2.3	2.0	5.9
13	10.0	10.0	10.0	10.0	9.0	7.2	3.6	0.8	0.3	0.0	0.0	0.0	0.0	0.6	0.0	0.0	9.0
14	0.0	0.0	0.0	0.0	0.0	0.0	0.0	0.0	0.0	0.0	0.0	0.0	0.0	0.0	0.0	0.0	0.0
15	0.0	0.0	0.0	0.0	0.0	0.0	0.0	0.0	0.0	0.0	0.0	0.0	0.0	0.0	0.0	0.0	0.0
16	0.0	0.0	0.0	0.0	0.2	0.5	0.8	9.3	1.0	0.0	0.0	0.0	0.0	0.0	0.0	0.0	0.2
17	0.0	0.0	0.0	0.1	0.0	0.0	0.0	0.0	0.0	0.0	0.0	0.0	0.0	0.0	0.0	0.0	0.0
18	0.0	0.0	0.0	0.0	0.0	0.0	0.0	0.0	0.0	0.0	0.0	0.0	0.0	0.0	0.0	0.0	0.0
19	0.2	0.2	0.1	1.0	2.0	1.2	0.7	1.5	3.5	3.4	4.0	4.0	4.0	1.0	0.3	0.0	1.7
20	9.6	9.6	9.5	7.3	7.0	7.0	7.2	7.5	7.0	7.0	6.0	6.0	2.5	2.6	0.0	0.0	6.0
21	8.5	9.0	9.5	9.0	9.0	9.0	9.7	9.6	10.0	10.0	10.0	9.6	9.5	6.6	3.0	6.6	8.7
22	8.5	8.7	8.5	8.0	8.0	8.0	7.0	7.0	8.0	8.5	10.0	10.0	5.0	2.8	3.0	6.0	7.3
23	8.0	3.2	1.5	3.6	5.0	6.0	7.0	8.0	8.8	8.8	8.0	8.0	4.0	2.3	2.5	4.0	5.0
24	9.0	9.0	9.2	9.5	9.2	9.5	9.5	8.0	9.0	9.0	9.0	9.0	6.0	3.0	6.6	4.0	2.5
25	8.0	8.5	8.0	7.2	5.0	3.5	6.5	7.0	3.0	3.3	6.6	3.0	2.0	1.0	0.5	0.2	4.7
26	8.1	8.6	8.6	7.8	8.0	7.5	8.4	8.0	8.0	8.0	9.0	7.5	6.6	1.8	1.5	1.0	6.8
27	9.1	9.0	9.0	7.0	7.5	8.0	6.6	4.5	3.0	7.0	7.0	5.0	5.5	2.0	0.3	1.0	5.7
28	9.4	8.0	9.3	9.3	9.0	9.0	9.7	9.0	9.3	9.0	9.0	8.8	8.0	10.0	9.8	9.4	9.3
29	9.5	9.0	9.8	9.9	9.5	9.0	9.5	9.5	8.0	9.4	8.0	8.0	6.0	6.8	7.0	7.8	8.6
30	10.0	10.0	10.0	10.0	9.9	9.9	10.0	9.5	9.7	9.0	9.9	10.0	9.5	10.0	10.0	8.5	9.7
平均 Mean	5.1	4.8	4.0	5.0	4.8	5.0	5.1	5.2	5.2	5.3	5.5	4.9	4.1	3.0	2.5	2.4	4.5

中華民國二十六年四月逐日能見度

Visibility of every day, in the Month of April, 1937.

日	6	7	8	9	10	11	12	13	14	15	16	17	18	平均 Mean
1	4	3	3	3	4	5	6	7	7	7	8	7	7	5.5
2	3	5	2	5	7	7	8	8	8	8	8	8	7	6.1
3	2	1	2	7	8	8	8	8	6	8	7	6	6	6.1
4	4	4	4	4	4	3	5	7	4	4	5	5	4	4.4
5	6	4	4	4	4	4	5	6	7	7	6	6	6	5.3
6	7	7	8	8	8	8	8	8	9	9	9	9	8	8.2
7	8	8	8	8	8	8	8	8	8	8	8	8	7	7.6
8	5	3	3	6	6	6	7	7	8	8	8	8	8	6.4
9	3	2	2	3	6	6	7	8	8	8	7	4	4	5.2
10	4	2	3	3	4	5	5	6	7	7	7	6	6	5.0
11	4	3	3	4	4	4	5	5	5	5	5	5	4	4.3
12	3	2	3	4	4	4	4	4	4	4	4	4	4	4.1
13	5	7	8	8	8	8	8	8	9	9	8	7	6	7.7
14	4	2	2	3	5	5	6	6	7	7	7	6	6	5.1
15	3	2	3	4	4	4	4	5	5	5	6	5	5	4.3
16	4	3	3	4	4	4	4	4	5	4	4	4	4	3.9
17	3	2	2	3	4	4	4	4	4	4	4	4	4	3.5
18	2	2	2	4	4	4	4	4	5	5	5	4	4	3.8
19	3	3	3	4	5	5	5	6	6	6	6	5	5	4.8
20	4	3	4	7	7	7	7	7	7	7	7	7	7	6.2
21	2	2	4	5	7	7	7	8	8	7	7	6	5	5.8
22	4	4	4	5	7	7	7	7	6	6	6	7	5	5.5
23	4	4	4	4	7	7	7	7	7	8	7	7	6	6.1
24	4	4	7	7	8	8	8	8	8	8	8	8	8	7.2
25	4	4	6	8	8	8	8	8	8	8	8	8	8	7.2
26	8	8	8	8	7	8	8	8	8	8	8	8	8	7.9
27	8	8	8	8	8	8	8	8	8	8	8	8	8	7.4
28	8	8	8	8	8	8	8	7	8	8	8	7	7	7.8
29	8	6	8	8	8	8	8	8	8	8	8	8	8	7.7
30	8	5	4	4	8	8	8	8	8	8	8	8	8	7.2
平均 Mean	4.5	4.0	4.4	5.0	6.1	6.2	6.5	6.8	6.9	6.6	6.6	6.3	6.1	5.9

中華民國二十六年

Wind Direction and Wind Velocity of

時日	6		7		8		9		10		11		12		13	
D.	向	速	向	速	向	速	向	速	向	速	向	速	向	速	向	速
	Dir.	Vel.	Dir.	Vel.	Dir.	Vel.	Dir.	Vel.	Dir.	Vel.	Dir.	Vel.	Dir.	Vel.	Dir.	Vel.
1	W	0.7	WSW	0.8	WAW	0.9	WSW	6.6	SSW	7.9	SSW	8.1	WSW	9.0	WSW	7.0
2	NNE	0.4	SSE	0.5	S	1.2	SSW	10.1	W	7.4	W	10.1	W	13.5	WSW	13.0
3	E	0.3	SSE	0.3	SSW	3.4	SW	6.5	W	6.0	W	7.2	SSW	9.7	SSW	7.2
4	NNE	0.4	NNE	2.0	NNE	0.6	NNE	2.1	E	0.2	NNE	0.7	NNE	1.7	NNE	6.0
5	NNE	0.4	NNE	0.5	NNE	0.4	E	0.5	SSE	0.9	S	2.5	S	3.2	S	3.5
6	SW	0.4	SW	2.8	SSW	5.2	SSW	7.1	SSW	9.2	SW	11.0	SW	11.3	WSW	12.3
7	W	0.4	W	0.5	SW	5.7	SSW	0.5	NW	4.0	SSW	10.4	SW	10.6	W	5.7
8	NNE	0.5	NNE	0.3	NNE	1.0	SE	2.7	S	1.2	SSW	2.9	SSE	4.4	S	4.2
9	NNE	0.3	NNE	0.5	NNE	0.7	SE	3.2	SSW	9.8	SSW	6.9	SW	12.3	WSW	9.9
10	WSW	0.5	WSW	0.3	SSW	4.0	SSW	7.6	SSW	8.3	WSW	11.9	WSW	14.5	SSW	9.1
11	NNW	3.8	NNW	2.2	SSW	0.4	WAW	12.0	W	8.3	W	5.0	WSW	10.4	SSW	9.2
12	NNW	0.4	W	0.3	SSW	6.0	WSW	4.8	W	11.0	WSW	7.3	W	5.7	W	6.2
13	W	9.0	W	0.7	NNW	3.9	NNE	0.8	W	9.0	W	9.0	W	7.7	SSW	7.9
14	NNE	3.0	NNW	0.4	S	0.6	S	2.2	SSW	2.6	SSW	3.0	S	4.3	S	6.6
15	W	0.4	W	0.3	SSW	8.5	SSW	6.7	SSW	11.6	WSW	3.5	SSW	9.0	W	7.9
16	ENE	0.6	ENE	0.4	NNE	1.0	E	0.7	ESE	0.3	SSW	5.9	SSW	3.5	SSW	8.6
17	NE	0.5	NNE	0.3	NE	0.6	SSW	7.5	SSW	9.8	SSW	10.2	WSW	8.4	SSW	8.7
18	SSW	0.4	SSW	0.3	SSW	3.4	SSW	8.1	SSW	8.7	SSW	7.6	SW	7.0	SSW	8.0
19	N	0.4	SSW	5.9	SSW	3.4	SSW	5.5	SSW	11.3	SSW	11.0	WSW	12.2	WSW	8.6
20	WSW	0.4	SSW	1.8	W	8.3	WSW	16.5	WSW	7.7	SSW	12.6	SW	10.4	W	6.2
21	N	0.4	ENE	0.5	S	3.4	SSW	6.1	SSW	3.7	NNW	4.9	W	9.0	WSW	9.0
22	E	0.4	C	0.0	S	4.7	SSW	6.7	W	7.3	SSW	9.3	SSW	10.2	SSW	8.9
23	SSW	0.4	SSW	1.6	SSW	3.3	SSW	6.6	SSW	9.1	SSW	10.1	S	11.0	SSW	10.8
24	SSW	1.4	SSW	0.5	SSW	3.1	SSW	3.6	SSW	7.2	SSW	4.7	SSW	9.2	SSW	7.2
25	NE	0.5	NNE	0.3	SSW	4.5	SSE	5.6	SSW	5.6	SSW	6.3	SSW	6.5	SSW	3.5
26	SSW	0.6	SSW	3.0	SSW	4.4	SSE	6.2	SSW	6.7	SSW	6.7	SSW	5.8	SSW	8.6
27	SSW	7.6	SSW	6.1	SSW	9.2	SSW	3.5	SSW	7.3	SSW	8.4	SSW	9.5	SSW	11.3
28	S	0.6	SSW	0.3	SSW	1.2	SSW	6.4	WSW	8.2	SSW	9.2	SSW	7.5	SSW	6.5
29	NNW	0.4	SSW	1.3	WSW	3.6	SSW	3.5	SSW	6.6	SSW	4.3	WSW	8.0	SSW	9.7
30	S	0.3	S	0.3	NNW	0.4	SSE	1.6	S	8.9	S	9.8	SSW	7.5	SSW	15.5
平均		1.2		1.1		3.2		5.4		7.0		7.3		8.4		8.3

四月逐日風向及風速

every day in the Month of April, 1937.

14		15		16		17		18		19		20		21		平均 Mean
向 Dir.	速 Vel.	向 Dir.	速 Vel.	向 Dir.	速 Vel.	向 Dir.	速 Vel.	向 Dir.	速 Vel.	向 Dir.	速 Vel.	向 Dir.	速 Vel.	向 Dir.	速 Vel.	
WSW	15.9	WSW	6.2	SW	9.6	SW	9.4	WSW	3.6	SW	3.6	SSW	1.2	SW	0.8	5.6
WSW	9.7	WSW	8.0	SW	15.9	SW	8.7	SW	4.9	W	2.1	WSW	0.5	WSW	0.3	6.5
W	13.4	W	13.6	WSW	11.0	WSW	9.2	SW	2.0	SW	0.7	W	0.5	WSW	0.3	5.7
E	3.1	SE	0.7	SE	0.5	ESE	0.7	NNE	2.1	ESE	1.4	NNE	0.6	ESE	0.4	1.5
S	5.9	SSE	8.4	N	2.6	S	3.6	S	2.5	SW	0.4	SW	0.3	SW	0.3	2.2
SW	14.9	WSW	8.5	SW	10.7	SW	11.5	SW	5.1	WSW	0.6	SW	0.4	SW	0.3	7.0
NW	10.1	NW	11.1	NW	13.7	NW	7.6	NW	4.1	NW	1.7	W	0.3	SW	0.3	5.5
S	9.6	SSW	8.9	SSW	9.3	WSW	5.7	SW	1.1	SSW	0.8	SSW	0.5	SW	0.4	3.4
WSW	11.9	W	9.8	WSW	9.1	WSW	8.2	WSW	1.5	SSW	2.2	WSW	0.6	WSW	0.4	5.3
WSW	13.2	WSW	10.4	WSW	6.4	WSW	8.2	WSW	5.3	SSW	2.2	SSW	1.0	SW	0.9	6.4
WSW	12.5	SSW	7.8	W	6.2	WSW	5.5	WSW	2.8	SSW	1.1	SSW	1.6	SW	0.5	5.6
WSW	10.1	WSW	13.0	W	7.9	WSW	6.1	WSW	4.4	WSW	4.1	SSW	0.6	SW	0.5	5.6
W	8.9	W	10.4	W	6.3	WNW	5.2	SW	5.3	SW	5.8	SW	2.9	SSW	2.0	5.0
S	8.2	S	8.3	S	8.7	SSW	6.2	SSW	3.7	SW	5.3	SW	1.9	SSW	2.9	4.3
W	11.9	W	5.9	W	5.0	WSW	3.9	WSW	3.1	SSW	2.6	SW	1.0	SW	0.6	5.1
SE	7.5	SSE	9.0	S	7.6	SSE	6.4	SSE	3.6	S	1.7	SSW	1.0	ESE	0.4	3.6
SSW	14.5	WSW	12.9	WSW	9.2	SSW	3.5	SW	3.4	SSW	1.7	SW	0.9	WSW	2.1	5.9
WSW	11.6	WSW	6.3	SSW	9.6	WSW	4.2	WSW	5.3	WSW	1.0	SSW	0.5	W	0.3	5.2
WSW	13.6	W	11.0	WSW	12.5	SW	10.0	SW	8.4	SW	6.6	SW	7.8	SSW	6.0	8.4
WSW	16.3	W	10.5	WSW	8.1	W	6.1	WSW	5.4	SSW	0.9	SSW	0.6	SSW	1.3	7.1
WSW	9.5	SW	11.1	W	10.6	SW	7.7	WSW	4.6	SSW	5.2	S	0.5	S	1.0	5.4
SSW	9.6	SSW	7.5	SW	7.6	WSW	7.6	SW	8.6	SSW	1.5	S	2.6	SW	2.9	6.0
WSW	10.5	SSW	7.9	SSW	9.6	SSW	7.6	WSW	6.0	WSW	2.0	SSW	2.5	WSW	5.5	6.5
SW	9.9	SSW	8.1	WSW	4.6	SSW	10.7	SSW	4.6	SSW	1.6	SSW	0.9	SSW	2.3	5.0
SSW	10.5	SSW	7.0	WSW	9.1	SSW	6.0	SSW	5.2	SSW	2.8	SSW	0.9	SSW	0.8	4.7
SW	8.8	SSW	7.4	SSW	10.6	SSW	3.0	SSW	2.5	SSW	0.7	WSW	1.6	SSW	0.3	5.0
SSE	13.5	SSW	12.5	SSW	9.0	SW	10.5	S	16.5	SSW	15.6	SSW	13.0	S	11.1	10.3
SW	10.5	SSW	10.6	WSW	0.6	S	17.8	SSW	5.2	SW	7.5	SSW	6.3	SSW	8.6	7.4
SSW	10.5	SSW	12.3	SSW	13.7	SSW	8.5	SW	6.7	WSW	5.8	SSW	1.1	SSW	5.6	6.3
S	14.1	SSW	14.0	SSW	8.3	SSW	11.7	SSW	8.1	SSW	11.8	SSW	2.5	SSW	7.7	7.6
11.0		9.5		8.7		7.3		4.9		3.4		1.9		2.2		5.7

中華民國二十六年

Rainfall Annual, in the Month

日 D.	年 21-6	6-7	7-8	8-9	9-10	10-11	11-12	12-13
1								
2	T							
3								
4								
5	3.7		T			0.1	3.0	0.2
6								
7	1.8							
8								
9								
10								
11								
12								
13	0.1							
14								
15								
16								
17								
18								
19								
20								
21								
22	0.2							
23								
24								
25								
26								
27								
28								
29	T	T						
30	2.7	T	0.6	1.2	0.5			
總計 Total	8.5	T	0.6	1.2	0.5	0.1	3.0	0.2

四月逐日雨量 (mm.)

of April, 1937. (mm.)

13-14	14-15	15-16	16-17	17-18	18-19	19-20	20-21	總計 Total	日期 Date
								T	1
									2
1.0	0.9	2.1	0.2		0.5	5.8	0.6	14.4	3
		T	2.3	T				6.0	4
	T							1.8	5
								T	6
									7
									8
									9
									10
									11
									12
								0.1	13
									14
									15
									16
									17
									18
									19
									20
									21
								0.2	22
									23
									24
									25
		T	T	T	T	0.8	1.2	T	26
								7.0	27
									28
									29
									30
1.0	0.9	2.1	2.5	T	0.5	0.6	1.8	29.5	總計 Total

中華民國二十六年四月

Daily Values of Meteorological Elements in

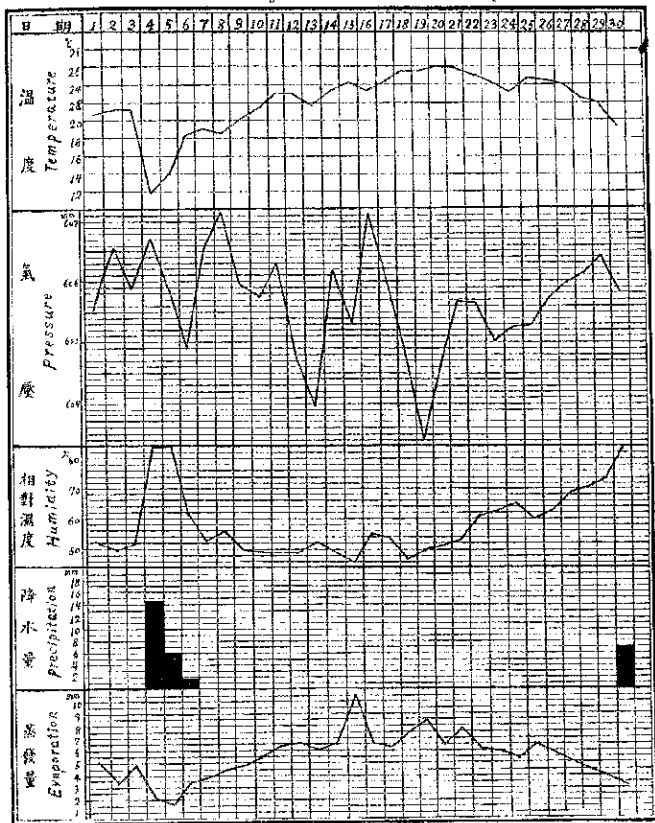
日 期 Date	氣 壓 pressure (Gao mm +)	溫 度 Temperature (°C)				草 溫 Temp. (°C)	地 溫 Temp. at the Depth of 10cm (°C)
		平 均 Mean	最 高 Max.	最 低 Min.	變 差 Range		
1	5.54	20.6	27.9	14.4	12.6	12.6	15.9
2	6.57	21.1	27.6	11.5	16.3	9.2	16.0
3	5.88	21.1	27.5	10.8	16.7	9.1	16.1
4	6.73	11.8	19.8	7.6	12.2	12.5	16.2
5	5.83	13.8	19.9	7.3	11.7	6.8	16.3
6	4.89	18.4	23.4	11.3	12.1	10.0	16.2
7	6.53	19.0	24.5	11.0	13.5	9.4	16.1
8	7.14	18.6	23.2	9.5	15.7	8.0	16.0
9	5.23	20.1	26.6	8.8	17.8	7.3	15.9
10	5.74	21.4	27.2	11.3	15.2	9.7	16.0
11	6.31	23.0	29.0	13.9	16.0	11.4	16.1
12	4.73	22.9	26.2	14.1	14.1	12.3	16.2
13	3.97	21.7	25.1	14.9	13.2	11.9	16.3
14	6.18	23.2	29.8	11.2	16.6	10.3	16.4
15	5.30	24.2	31.6	12.2	16.6	9.8	16.5
16	7.13	23.3	28.6	14.2	14.4	12.4	16.6
17	5.96	24.3	30.0	14.5	15.5	12.6	16.7
18	4.79	23.4	31.2	15.9	15.3	13.3	16.8
19	3.39	25.4	30.7	15.7	15.0	13.8	16.9
20	4.60	26.0	32.1	17.7	14.4	13.7	17.0
21	5.68	25.9	32.0	16.8	15.2	14.8	17.1
22	5.64	25.0	30.4	18.4	12.0	16.1	17.2
23	5.01	24.3	29.0	16.8	12.2	15.3	17.3
24	5.25	23.2	28.0	16.9	11.1	15.0	17.4
25	5.27	24.7	30.1	15.1	15.0	13.4	17.5
26	5.72	24.4	29.3	17.0	12.3	15.6	17.6
27	5.96	24.0	28.5	18.1	10.4	17.1	17.7
28	6.12	22.5	27.0	17.3	9.7	16.0	17.8
29	6.40	21.8	26.2	16.2	10.0	15.2	17.9
30	5.80	19.3	22.6	16.0	6.6	13.2	18.0
總數或平均 T. of M.	5.67	22.0	27.7	13.9	13.8	12.4	16.7

逐日氣象平均要素表

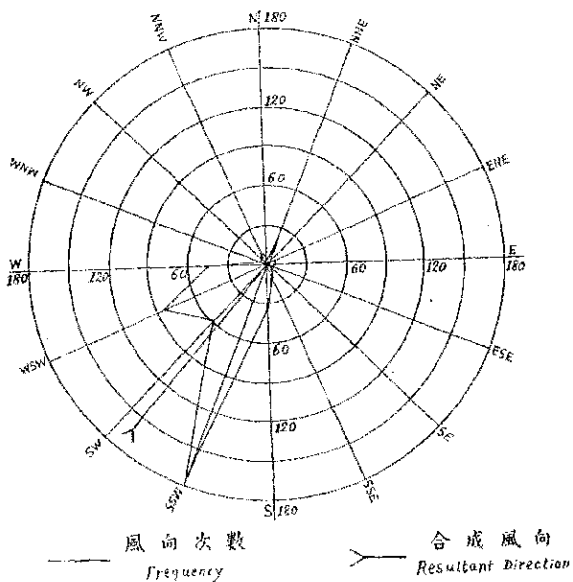
the Month of April, 1937.

濕度		雲量 Amount of clouds 9-10	風		雨		能見度 Vis. 0-9	蒸發量 Amount of Evap. mm	事項 Miscell- aneous Informa- tions
絕對 Absolute mm	相對 Relative %		平均 Mean vel. m/s	最 大 Dir. Domin	量 Amt. mm.	時數 Dur. h			
11.13	52.5	6.8	5.6	WSW	T		5.5	5.1	
11.25	49.5	3.6	6.5	WSW			6.5	3.3	
11.15	51.3	3.2	5.7	W			6.1	4.8	
8.30	61.6	9.9	1.5	NNE	14.4	6.8	4.4	2.1	
10.31	61.0	8.0	2.2	S	6.0	1.0	5.3	1.6	
10.44	61.7	2.4	7.0	SW	1.8	1.0	8.2	3.4	
10.58	52.6	3.6	5.5	VW	T		7.6	3.8	
10.06	53.8	0.7	3.4	SSW			6.4	4.5	
11.06	50.0	0.3	5.3	WSW			5.2	4.8	
9.62	49.2	1.8	6.4	WSW			5.0	5.6	
10.29	49.2	3.9	5.6	SSW			4.3	6.3	
10.94	48.8	5.9	5.6	WSW			4.1	6.6	
6.26	52.1	3.8	5.9	W	0.1	0.5	7.7	6.1	
10.53	49.2	0.0	4.3	S			5.1	6.6	
11.33	45.3	0.0	5.1	W			4.3	10.6	
11.62	55.0	0.2	3.6	SSW			3.9	6.5	
11.78	53.4	0.0	5.9	SSW			3.5	6.3	
11.97	47.0	0.0	5.2	SSW			3.8	7.4	
12.20	50.0	1.7	8.4	SSW			4.8	6.4	
12.85	51.2	6.0	7.1	WSW			6.2	6.4	
13.07	52.6	8.7	5.4	WSW			5.8	7.7	
13.15	60.4	7.3	6.0	SSW	0.2	0.7	5.5	6.2	
12.69	62.3	5.4	6.5	SSW			6.1	6.0	
12.70	65.0	7.6	5.0	SSW			7.2	5.4	
12.30	59.9	4.7	4.7	SSW			7.2	6.5	
12.49	62.8	6.6	5.0	SSW			7.9	5.8	
13.32	68.3	5.7	10.3	SSW			7.4	5.1	
13.02	70.3	9.3	7.4	SSW			7.8	4.5	
13.01	73.6	8.6	6.3	SSW	T		7.7	3.9	
13.36	83.8	9.7	7.6	SSW	7.0	3.6	7.2	3.2	
11.48	58.4	4.5	5.7		29.5	13.6	5.9	164.5	

中華民國二十六年四月份各項氣象要素逐日變遷圖
 March of Different Meteorological Elements in the Month of April, 1937.



中華民國二十六年四月份風向圖
WIND ROSE FOR APRIL, 1937.



方向 Dir.	N	NNE	NE	ENE	E	ESE	SE	SSE	S	SSW	SW	WSW	W	WNW	NNW	V	C
次數 Frequency	3	23	3	6	6	4	5	11	34	176	59	56	44	3	6	8	1
百分數 %	0.6	4.7	0.6	1.3	1.3	0.8	1.0	2.3	7.1	34.7	12.5	11.9	9.2	1.0	1.3	1.7	0.2

立 南 省 雲
所 候 則 明 昆

氣 象 月 報

第 二 卷 第 五 期



第 五 期

龔 自 知 題



中 華 民 國 二 十 六 年 五 月 份

MONTHLY METEOROLOGICAL BULLETIN

OF

METEOROLOGICAL STATION OF YUNNAN PROVINCE,
KUNMING.

May, 1937.

VOL. 2, NO. 5.

目 次

Table of Contents

本月份天氣概況 *A Summary of Weather Conditions, during the
Month of May, 1937.*

本月份氣候概要 *Monthly Summary.*

氣壓 *Barometric Pressure.*

溫度 *Air Temperature.*

絕對濕度 *Absolute Humidity.*

相對濕度 *Relative Humidity.*

雲狀與雲向 *Cloud: Forms and Direction.*

雲量 *Cloud Amount.*

能見度 *Visibility.*

風向與風速 *Wind Direction and Velocity.*

雨量 *Amount of Rainfall.*

逐日氣象平均要素 *Daily Values of Meteorological Elements.*

凡例 *Explanatory Remarks.*

各項氣象要素總彙編 *March of Different Meteorological Elements*

風向圖 *Wind Rose.*

民國二十六年五月份昆明天氣概況：

一、月

昆明本月天氣：晴夾陰天各三日，曇天十一日，雨天十四日，雷雨五次，全月雨量總計 94.4m.m. 。較前歷年同月總量平均雨量 105.2m.m. 尚少 10.8m.m. 。故晴日過多，雨量顯不足，農田栽插，仰雨仍殷！

氣溫平均，比往年同月為高，偏差達 $+2^{\circ}\text{C}$ 。熱帶氣流旺盛；國內高低氣壓，迭相變換，西北高氣壓，勢力較強，但中心仍常偏陝西康藏，八日曾控制全國，北太平洋高氣壓物頭發展，阻礙低氣壓，增向東北進行，形成長江中下帶之長雨，其低氣壓中心，發育於雲南境內者凡九次，多沿長江之南入海，為時甚暫；獨下旬風暴，力頗強暴；前迫於雲南南下侵襲，昆明雨日遂稀一過，惜甚不甚惡！

一日，低氣壓中心過於蘭州，晨午昆明得雨 2.7m.m. 。二日，雲南侵至昆明高峯，午見日暈；四日，低氣壓進駐西南，五日，交綫於滇東，昆明見日暈，午降雨 0.1m.m. 。夜稍閃電。

七日，熱帶氣流，從地盤西南，雲南橫加壓迫，十時，昆明氣溫最高達 34.26°C 。（本報高度訂正）繼雷陣雨 11.5m.m. 。八日，雲南控制全國，熱帶氣流，餘力未盡，午後昆明得雨 0.6m.m.

十日，南盤江上游，氣壓漸低；十二日，力益發展；十三日，長江上中游，高氣壓變道，午後，昆明得雨 0.6m.m. 。十四日晨，東得雨 6.7m.m. 。十五日低氣壓橫過雲南，午後昆明將有遠雷微雨。

十六日，雲南探接雲中，新熱氣流侵襲，昆明雷電交作，得雨 11.6m.m. 。川北風雷成災；十七日，低氣壓移，自雲南接自鄂北，昆明晨有微雨；十八日，熱帶氣流，由北有集，昆明十六時氣溫驟低達 26.66°C 。

十九日，低氣壓橫過雲中，二十日，較高氣壓移東進，一中心橫至紅河上游，昆明午後有微雨；二十一日，長江上中游受熱帶氣流侵入，十四時昆明雨風有秒速 15.8m. 。二十二日十時，昆明氣溫最高達 30.5°C 。

二十三日，低氣壓有於雲南，二十四日，北括雲藏，二十五日，雲鄂全國，致河北風雹，浙江水災，衡山風災，昆明雨陣，得量 4m.m. 。二十六日，低氣壓中心退守雲中，昆明雷雨大作，得量 19.3m.m. 。而雲貴陽，大雨打波紀錄！

二十七日，雲南高向南侵，昆明午夜雷電，降雨 3.5m.m. 。二十八日，熱流迫雲南高峯，昆明濕霧漸沒，午前降雨 3.7m.m. 。二十九，三十日，長期陰雨連綿，共得雨 1m.m. 。三十一日，熱帶氣流， NNE 風共益！昆明得雨 34m.m. 。是為本月一日最多雨量。

— 3 —

中華民國二十六年五月氣象綱要

Monthly Summary for May, 1937.

氣壓 Air Pressure

極端最高	<i>Extreme maximum</i>	610.26mm	在7日 10 時 on 7th 10h
極端最低	<i>Extreme minimum</i>	601.66mm	在18日 16 時 on 18th 16h
平均 Mean	本年 Present	605.73mm	
	往年 Past	605.08mm	

氣溫 Air Temperature

極端最高	<i>Extreme maximum</i>	30.5°C	在22日 15時 on 22th 15h
極端最低	<i>Extreme minimum</i>	11.5°C	在6日 6時 on 6th 6h
最高平均	<i>Mean maximum</i>	25.9°C	
最低平均	<i>Mean minimum</i>	15.6°C	
平均 Mean	本年 Present	21.2°C	
	往年 Past	19.2°C	

風 Wind

最大風速	<i>Maximum velocity</i>	15.8m/s	在21日 14時 on 21th 14h
合成風向	<i>Resultant direction</i>	S26°54' W	

降水量 Precipitation

總量	<i>Rainfall</i>	94.4mm	
一日最多雨量	<i>Greatest in 24 hours</i>	34.0mm	在31日 on 31th
標準雨量	<i>Normal Rain</i>	105.2mm	

雜記 Miscellaneous Informations

晴天日數	<i>Clear days</i>	3
曇天日數	<i>Partly cloudy days</i>	11
陰天日數	<i>Cloudy days</i>	3
雨天日數	<i>Rainy days</i>	11
有霧日數	<i>Days with mist</i>	18
有霾日數	<i>Days with fog</i>	5
有低霧日數	<i>Days with ground fog</i>	1
有濕霧日數	<i>Days with wet fog</i>	2
有霧日數	<i>Days with dew</i>	17
有雷聲日數	<i>Days with thunder</i>	5
有閃電日數	<i>Days with lightning</i>	5
有日暈日數	<i>Days with solar halo</i>	3
有虹日數	<i>Days with rainbow</i>	1

中華民國二十六年

Barometric pressure of camp day in												
時 H.	1	2	3	4	5	6	7	8	9	10	11	12
1	4.7	4.2	3.9	3.9	4.0	4.56	4.66	4.86	5.06	5.06	5.16	4.95
2	6.2	6.2	6.3	6.4	6.8	7.36	7.66	8.16	8.16	8.06	7.66	7.36
3	7.9	7.8	7.7	7.7	7.8	8.56	8.66	8.76	8.66	8.46	8.06	7.56
4	6.1	6.0	5.6	5.9	6.2	6.56	6.96	7.06	6.96	6.86	6.46	6.16
5	6.0	5.8	5.6	5.8	5.9	5.96	6.26	6.46	6.36	6.16	5.86	5.46
6	5.6	5.6	5.4	5.3	5.4	5.96	6.26	6.56	6.56	6.56	6.16	5.86
7	7.2	7.1	7.0	7.0	7.3	7.56	8.26	9.76	10.16	10.26	10.16	9.86
8	8.7	8.5	8.2	8.2	8.4	8.86	9.06	9.46	9.36	9.46	9.36	9.16
9	7.0	6.5	6.2	6.2	6.2	6.96	7.46	7.66	7.66	7.26	7.36	6.56
10	5.7	5.7	5.7	5.7	5.7	6.66	7.16	7.56	7.56	7.36	7.16	6.66
11	7.9	7.9	8.0	8.0	8.2	8.26	8.66	8.86	8.86	8.86	8.36	7.66
12	7.0	6.9	6.7	6.5	6.6	6.26	6.66	6.36	6.36	6.06	5.56	5.26
13	5.0	5.0	4.9	4.9	4.9	5.36	5.66	5.76	5.76	5.46	5.16	5.06
14	5.9	5.8	5.9	5.9	6.0	6.96	7.56	7.36	7.66	7.66	7.36	7.06
15	7.1	7.1	7.0	7.0	7.1	7.66	8.16	8.46	8.56	8.66	8.46	7.86
16	7.0	6.9	6.6	6.7	6.9	6.96	7.46	7.86	7.76	7.46	6.96	6.46
17	5.7	5.2	4.8	4.8	4.6	5.16	5.16	5.26	5.26	5.26	4.86	4.66
18	3.7	3.5	3.4	3.4	3.5	3.36	3.56	3.86	3.86	3.66	3.36	3.06
19	3.0	3.0	2.8	2.9	2.9	3.06	3.36	3.46	3.46	3.66	3.46	2.86
20	3.8	3.6	3.2	3.2	3.2	4.46	4.96	5.56	5.66	5.66	5.46	5.06
21	6.6	6.4	6.0	6.0	6.0	6.36	6.46	6.46	6.26	5.96	5.86	5.36
22	4.9	4.6	4.6	4.8	4.8	4.86	5.16	5.36	5.46	5.26	4.86	4.46
23	4.4	4.2	4.2	4.1	4.1	4.46	4.66	4.76	4.66	4.66	4.26	4.06
24	4.3	4.3	4.3	4.4	4.5	5.06	5.26	5.26	5.26	5.26	5.06	4.56
25	5.9	5.9	5.9	6.0	6.1	6.56	6.96	7.16	7.56	7.56	7.36	6.86
26	7.3	7.1	7.0	7.0	7.0	7.26	7.66	6.96	7.86	7.86	7.66	7.66
27	6.4	6.2	5.9	5.8	5.7	6.16	6.56	6.06	6.96	7.16	6.86	6.46
28	6.1	5.9	5.7	5.7	6.0	6.46	7.56	8.06	8.76	8.86	8.56	8.46
29	8.0	7.6	7.4	7.4	7.3	7.36	7.56	7.76	7.66	7.66	7.46	7.26
30	5.6	5.4	5.2	5.1	5.1	5.46	5.56	5.76	5.76	5.76	5.46	5.26
31	5.0	4.8	4.8	4.9	4.9	5.16	5.56	5.86	5.96	5.86	5.76	5.46
Mean	6.0	5.8	5.7	5.7	5.8	6.18	6.51	6.78	6.84	6.77	6.52	6.17

五月逐日氣壓 (600^mm.)the Month of May, 1937. (600^{mm}.)

13	14	15	16	17	18	19	20	21	22	23	24	平均 Mean
4.46	4.46	3.96	3.66	3.76	4.06	4.36	5.96	5.86	6.2	6.2	6.2	4.72
6.66	6.36	5.66	5.36	5.56	5.56	5.76	6.36	7.06	7.5	7.9	7.9	6.83
6.76	6.26	5.56	4.96	4.86	5.06	5.16	5.96	6.26	6.4	6.5	6.4	7.00
5.56	4.66	4.56	4.26	4.26	4.66	4.86	5.36	5.96	6.7	6.6	6.4	5.87
4.76	4.26	4.56	4.26	4.26	4.46	4.86	5.06	5.06	5.7	5.9	5.8	5.44
3.16	4.36	4.16	3.76	3.76	4.26	4.56	5.46	5.96	6.0	7.0	7.0	5.56
9.46	9.16	8.86	8.16	8.06	8.16	8.66	9.06	9.36	9.0	9.0	9.0	8.66
8.26	7.76	7.06	6.96	6.76	6.86	6.96	7.26	8.06	7.0	7.0	7.0	8.07
5.76	5.16	4.76	4.16	4.26	4.46	4.76	5.16	5.66	5.7	5.8	5.8	6.02
6.16	5.76	5.16	5.46	5.16	5.06	5.36	6.26	6.76	7.3	7.9	7.9	6.37
7.06	6.26	3.66	5.36	4.86	4.96	5.16	3.66	5.76	6.8	7.0	7.0	7.13
4.46	3.76	3.26	2.86	2.56	2.66	3.06	3.56	3.96	4.7	5.0	5.1	5.06
4.66	4.16	3.66	3.76	3.86	4.16	4.56	4.96	5.26	5.7	5.9	6.0	4.98
6.56	5.96	3.86	5.26	5.16	5.46	5.56	5.96	6.36	6.8	7.1	7.1	6.43
7.16	6.76	6.16	5.66	5.46	5.56	5.96	6.26	5.86	7.1	7.2	7.1	7.10
6.56	6.16	5.76	5.36	3.26	5.76	5.56	5.96	6.26	6.3	6.2	6.0	6.51
3.86	3.26	2.76	2.46	2.26	2.46	2.66	2.96	3.36	3.9	4.0	4.0	4.11
2.86	2.46	1.86	1.66	1.76	1.66	1.96	2.26	2.56	2.9	3.1	3.1	2.93
2.56	2.16	2.06	1.86	2.06	2.26	2.56	3.06	3.56	3.6	3.8	3.8	2.97
4.76	4.36	3.86	3.56	3.86	3.86	4.36	4.96	5.56	6.0	6.5	6.8	4.68
4.86	4.16	3.66	3.16	2.96	2.86	2.96	3.56	4.16	5.0	5.1	5.0	5.08
3.86	3.26	2.56	2.16	1.96	2.26	2.56	3.16	3.66	4.1	4.1	4.4	4.07
3.66	3.06	2.76	2.26	2.26	2.26	2.76	3.06	3.46	4.1	4.5	4.4	3.79
3.86	3.26	2.76	2.36	2.36	2.46	3.26	3.76	4.46	5.3	5.8	5.9	4.29
7.56	7.16	6.56	6.06	5.96	5.86	6.06	6.56	7.06	7.5	7.6	7.6	6.79
7.06	6.56	7.46	6.56	5.96	5.96	5.96	6.16	6.56	6.2	6.3	6.4	6.91
7.86	7.26	4.56	4.16	4.16	4.86	5.06	5.46	5.86	6.1	6.3	6.3	5.86
8.06	7.66	7.46	7.36	6.86	7.06	7.86	8.26	8.96	8.4	8.5	8.3	7.54
6.86	6.56	6.16	5.66	5.66	5.36	5.46	5.66	5.96	6.0	6.0	5.9	6.74
1.66	1.36	3.96	3.76	3.56	4.56	4.96	4.36	4.86	4.1	5.1	5.1	4.95
5.26	4.86	4.66	4.56	4.36	4.56	4.96	5.16	5.46	5.6	5.7	5.2	5.17
5.66	5.17	4.77	4.42	4.31	4.50	4.77	5.22	5.68	6.0	6.1	6.1	5.73

中華民國二十六年

Air Temperature of every day, in the

時 日	Air Temperature of every day, in the							
	6	7	8	9	10	11	12	13
1	16.9	17.3	17.6	17.9	18.3	18.7	20.8	20.9
2	12.9	14.5	17.5	20.2	22.8	24.8	25.2	26.4
3	13.9	17.9	17.7	20.3	23.8	25.2	26.6	27.6
4	15.6	18.3	18.7	21.0	24.3	25.8	27.4	27.7
5	14.4	18.4	17.8	20.9	23.3	25.3	26.4	27.1
6	11.7	12.9	16.6	18.3	23.1	23.9	24.1	26.2
7	13.2	15.1	13.8	13.7	13.6	14.2	14.9	1.47
8	13.2	13.6	14.4	15.9	17.1	18.5	19.0	2.00
9	13.3	14.9	17.0	20.0	21.8	21.5	24.2	2.49
10	13.0	14.2	17.4	20.4	23.4	24.6	25.8	2.73
11	16.0	17.3	19.6	21.2	24.6	25.6	28.1	26.6
12	15.4	17.2	19.5	22.6	25.3	27.4	28.6	29.8
13	17.2	18.0	20.5	22.0	23.8	25.4	23.6	23.9
14	13.2	13.5	15.3	17.0	20.3	22.3	23.4	21.2
15	14.5	16.0	18.2	20.9	23.0	24.3	25.8	26.0
16	18.9	19.0	19.8	22.1	23.2	24.3	23.5	22.1
17	14.8	16.0	17.7	19.4	20.9	22.0	22.1	24.0
18	16.1	17.0	19.1	21.1	22.8	23.5	27.3	27.0
19	17.0	18.4	20.3	22.1	22.8	25.6	26.3	27.4
20	17.0	18.3	20.1	21.9	23.9	24.4	25.8	27.5
21	16.6	18.0	20.2	23.0	24.3	24.8	21.4	26.7
22	17.2	18.4	21.1	21.5	23.7	27.5	27.8	29.8
23	18.4	19.2	20.7	24.2	26.1	26.4	26.4	27.0
24	18.7	20.0	21.1	22.6	25.1	27.2	28.0	29.1
25	19.9	20.3	20.6	20.9	19.6	18.9	18.9	20.1
26	13.3	18.8	19.7	20.3	20.9	21.0	19.8	19.1
27	17.7	18.5	19.3	20.1	21.0	22.1	23.4	24.2
28	14.6	13.2	13.3	14.5	14.5	16.1	17.9	17.7
29	13.2	13.5	14.0	14.5	15.5	16.2	16.3	16.6
30	16.7	17.4	18.3	19.7	21.1	23.0	23.3	22.2
31	16.8	14.0	14.2	14.5	14.4	14.6	14.6	14.9
平均 Mean	15.8	16.5	16.1	19.9	21.6	22.8	23.6	24.2

五月逐日氣溫 (°C)

Month of May, 1937.

(°C)

14	15	16	17	18	19	20	21	平均 Mean
21.5	23.0	23.3	22.9	21.7	19.9	18.9	17.6	19.8
26.3	26.5	26.1	24.9	23.7	21.9	20.6	19.4	22.1
26.9	27.7	27.3	26.0	24.7	22.9	21.5	21.0	23.0
25.1	27.1	25.6	24.6	23.4	22.5	21.3	20.2	23.1
23.5	23.8	23.9	22.1	20.8	19.5	18.2	17.0	21.3
27.7	27.6	27.6	26.0	24.6	22.8	21.4	20.2	22.2
14.9	14.9	15.0	15.1	14.7	14.5	13.6	13.9	14.5
21.0	21.8	19.8	17.8	17.2	16.9	16.5	16.2	17.1
25.1	25.1	25.4	23.6	22.4	20.3	19.0	18.8	21.1
27.1	27.1	25.5	26.0	24.1	22.6	20.8	20.4	22.6
28.2	26.9	26.6	26.2	25.4	24.8	21.8	20.4	23.7
29.7	29.1	29.0	28.4	26.6	25.0	23.8	22.3	25.0
23.6	25.4	23.9	21.8	20.9	19.9	19.4	19.0	21.8
24.5	24.8	24.2	23.6	22.5	21.9	19.9	19.3	20.6
25.9	25.3	24.5	23.9	23.1	21.9	21.2	20.8	22.2
13.4	13.3	19.7	19.5	17.9	16.4	16.4	16.3	19.9
21.4	23.0	21.3	21.1	23.0	21.1	20.4	19.7	21.2
26.2	26.8	25.6	25.1	23.8	22.2	21.0	20.3	22.9
27.6	27.7	26.7	25.1	24.8	23.4	22.1	21.7	23.9
27.8	27.2	26.8	25.7	25.3	24.4	23.2	22.1	23.8
27.2	26.8	26.1	25.2	24.9	23.2	22.4	21.5	23.5
30.2	30.3	30.0	27.7	26.8	25.4	24.5	22.9	25.4
26.9	27.1	27.8	26.0	25.7	23.9	23.1	22.6	24.5
28.6	28.8	28.3	27.8	26.5	25.0	24.4	22.6	23.2
20.6	21.3	21.5	21.2	20.4	19.8	19.6	19.5	20.2
20.4	19.5	18.8	19.0	19.1	18.6	18.2	18.4	19.3
24.0	24.3	24.1	24.0	21.4	19.8	19.6	18.4	21.4
17.4	16.8	16.4	16.1	16.0	15.5	15.1	15.0	15.6
17.1	17.0	16.9	16.5	16.4	16.4	16.3	16.2	15.8
22.6	22.0	22.0	22.0	21.7	20.6	20.5	19.8	20.8
15.1	14.8	14.5	14.3	14.2	14.2	14.2	14.0	14.7
24.2	24.2	23.8	23.0	22.1	20.9	20.0	19.2	21.2

中華民國二十六年五月

Absolute Humidity of every day in

日 D.	Absolute Humidity of every day in							
	6	7	8	9	10	11	12	13
1	13.14	13.10	13.14	12.85	13.44	13.83	14.59	14.35
2	10.34	11.62	13.14	13.87	11.99	11.77	11.36	10.41
3	10.53	10.90	11.79	13.03	11.72	11.21	10.41	10.98
4	11.06	11.93	11.17	10.63	10.29	9.95	10.41	11.43
5	9.24	10.01	10.50	10.87	10.76	10.23	11.26	11.45
6	8.67	8.80	10.09	9.89	10.63	9.95	10.53	10.41
7	10.01	9.30	10.53	10.34	10.34	11.13	10.53	10.61
8	9.76	9.76	10.53	10.61	10.54	11.17	11.30	12.10
9	10.89	11.13	12.22	12.33	13.63	12.83	11.29	12.06
10	9.37	10.53	11.93	12.91	13.82	15.57	12.49	13.08
11	7.68	8.26	9.52	9.39	8.96	10.09	9.81	13.08
12	11.35	11.93	13.60	13.33	13.93	12.96	12.93	11.45
13	11.70	11.96	13.03	13.83	14.14	13.60	13.67	13.67
14	10.60	10.80	10.61	10.93	11.52	12.50	13.03	12.49
15	10.53	11.06	11.96	13.03	13.31	12.49	11.68	11.68
16	13.83	13.15	13.60	13.83	13.03	12.83	14.63	13.54
17	11.35	12.45	13.14	12.99	13.03	13.55	13.83	13.67
18	12.22	11.93	12.62	12.79	11.69	12.49	13.08	12.56
19	11.93	11.96	11.52	11.99	11.74	12.56	13.65	12.56
20	11.70	11.96	12.62	12.59	13.03	12.78	12.29	12.32
21	11.93	12.20	13.31	13.31	13.05	12.49	12.20	13.08
22	11.70	11.17	10.65	11.01	12.49	12.79	12.56	13.19
23	11.41	11.39	11.29	11.45	12.29	12.32	12.32	12.56
24	12.91	14.59	14.07	13.31	13.84	14.23	14.41	13.89
25	13.31	13.03	15.87	15.63	14.87	15.16	14.49	14.59
26	14.12	14.68	15.16	14.59	14.35	15.98	16.22	15.16
27	14.35	14.95	14.44	15.16	15.47	15.46	15.57	15.39
28	11.13	10.34	10.03	10.03	10.80	11.25	11.70	11.70
29	9.76	10.34	10.11	10.53	10.61	11.69	11.45	11.99
30	13.37	14.35	14.95	15.16	15.47	16.09	15.18	15.70
31	11.13	11.13	11.13	11.62	11.13	11.62	11.62	11.62
平均 Mean	11.33	11.64	12.13	12.28	12.42	12.65	12.57	12.67

月 逐 日 絕 對 濕 度 (mm)

the Month of May, 1937. (mm)								
14	15	16	17	18	19	20	21	平 均 Mean
15.18	14.43	13.03	12.83	12.50	12.34	12.00	11.41	13.27
11.45	11.45	10.98	11.47	11.45	10.47	11.23	11.15	11.51
10.41	12.36	10.41	10.64	10.53	10.23	10.76	10.99	10.91
10.98	15.41	10.64	11.47	10.23	10.47	11.01	10.87	10.81
10.41	10.53	10.23	11.01	11.01	10.37	9.78	10.30	10.49
10.69	11.26	10.41	10.25	9.58	9.31	10.10	10.87	10.11
11.35	11.35	10.61	11.35	10.55	10.53	10.80	10.53	10.62
11.52	11.52	11.39	12.62	12.48	11.93	12.22	12.22	11.36
11.24	11.27	10.93	10.76	10.76	10.87	10.89	10.65	11.52
11.68	12.79	12.32	11.64	12.30	12.83	13.03	12.62	12.43
12.56	12.79	12.56	11.47	12.06	12.06	11.96	12.10	10.89
12.07	11.45	12.03	10.98	11.26	11.47	10.89	11.29	11.87
13.36	10.53	11.29	11.29	11.15	11.15	11.39	11.67	12.34
11.21	12.49	12.49	11.45	13.31	13.35	13.03	12.99	12.01
11.26	11.97	13.38	12.78	13.63	12.27	13.35	12.79	12.29
13.35	12.09	12.91	13.60	13.54	12.72	11.93	12.22	13.15
13.38	13.69	12.78	13.03	13.31	12.50	12.34	12.09	12.64
11.45	11.97	11.97	11.47	12.06	11.99	12.50	11.81	12.18
13.19	12.79	12.79	11.66	12.49	12.59	11.69	12.50	12.34
12.79	12.79	13.08	12.83	13.09	12.78	12.59	11.99	12.57
12.79	12.32	13.08	11.07	12.20	11.74	11.29	12.27	12.45
13.19	13.19	13.05	11.45	10.41	10.64	11.21	11.74	11.84
12.56	13.48	13.19	13.98	12.83	12.49	13.03	13.31	12.43
13.79	13.79	13.79	13.08	13.99	13.69	13.03	13.31	13.77
16.22	15.70	14.95	14.35	13.87	14.44	14.44	14.87	14.48
16.22	16.22	15.39	15.16	14.68	14.68	14.95	14.95	15.16
14.65	15.98	14.14	14.42	15.46	16.22	15.16	14.68	15.09
11.45	10.83	10.83	11.05	11.05	10.61	10.60	10.90	10.92
11.70	11.70	12.48	12.99	12.99	12.99	12.99	12.99	11.70
15.98	15.98	15.98	15.70	15.70	15.47	15.76	15.16	15.38
12.15	11.62	11.62	11.62	11.62	11.13	11.13	11.13	11.46
12.61	12.54	12.38	12.24	12.29	12.14	12.18	12.15	12.26

中華民國二十六年

Relative Humidity of every day in

日 D.	1	2	3	4	5	6	7	8	9	10	11	12
1	88.0	88.2	89.8	89.6	87.8	87.8	85.2	84.8	84.5	85.3	83.5	77.8
2	82.0	84.0	83.5	86.0	67.0	87.5	89.7	85.7	67.2	56.8	49.8	45.0
3	77.5	80.0	81.5	82.2	82.2	82.5	83.0	89.1	70.3	47.7	38.0	34.0
4	65.0	69.0	70.0	70.1	73.7	77.8	79.0	74.2	59.3	45.3	33.0	31.8
5	62.0	64.0	66.0	67.4	69.4	71.8	72.5	71.0	60.0	49.7	38.8	37.8
6	70.9	73.0	73.5	75.0	78.5	77.5	79.0	72.2	59.8	47.2	43.0	41.0
7	62.5	62.5	74.8	75.0	75.0	74.8	73.0	84.7	87.8	88.0	88.2	88.0
8	83.0	83.2	83.0	82.7	82.6	82.5	81.7	80.0	75.2	72.0	68.0	63.0
9	85.0	85.2	85.0	85.6	86.0	87.0	86.8	85.0	77.3	70.0	58.2	52.2
10	70.0	74.2	77.0	79.0	80.0	80.2	82.0	77.2	66.0	54.8	47.2	45.0
11	72.5	74.9	76.2	77.8	78.8	80.1	89.0	77.2	72.2	62.5	53.7	50.0
12	46.3	70.4	74.2	76.8	79.0	81.0	81.0	78.0	63.0	50.3	40.7	34.8
13	74.8	75.2	76.0	77.2	78.0	79.6	79.5	78.2	70.0	62.8	56.2	59.4
14	77.5	77.7	84.0	85.1	85.0	88.0	87.8	82.5	75.6	63.2	54.8	50.3
15	69.9	71.0	72.4	74.5	76.7	77.3	79.0	77.4	66.0	62.8	54.0	48.6
16	67.5	67.4	69.0	70.0	72.5	72.5	72.3	72.0	67.2	63.0	55.2	70.8
17	38.0	37.8	87.6	87.5	87.5	86.0	87.3	81.3	72.8	67.3	61.7	60.8
18	65.0	72.6	75.2	77.0	79.0	80.0	80.0	73.0	62.3	55.5	47.0	43.2
19	68.0	70.0	70.4	72.5	74.8	75.6	72.6	67.3	57.3	54.8	50.0	47.0
20	60.0	63.0	66.5	67.9	70.0	72.0	72.0	68.8	63.0	55.6	54.2	47.5
21	65.0	68.0	72.5	74.0	77.2	78.0	77.5	73.0	64.0	55.0	51.0	48.8
22	62.6	65.0	67.6	68.6	69.5	71.0	68.0	59.2	52.0	45.0	41.0	37.6
23	50.2	52.5	57.3	59.0	62.0	65.0	67.4	64.0	57.0	50.2	47.0	46.5
24	67.3	67.7	71.0	74.0	75.8	77.5	78.0	74.8	69.5	62.4	57.3	51.0
25	75.0	74.8	74.5	74.5	75.0	75.2	76.8	75.0	75.0	84.0	87.4	87.7
26	80.0	83.7	83.5	83.2	83.2	85.0	83.0	82.2	80.3	80.6	82.8	85.5
27	86.5	86.5	86.8	87.0	87.2	87.5	87.4	86.0	82.5	78.8	75.3	73.0
28	86.8	87.5	88.2	89.0	89.8	87.2	87.5	87.5	87.3	85.0	80.6	75.3
29	84.0	84.2	85.0	85.8	85.8	84.8	84.8	85.1	83.9	82.6	82.2	82.5
30	91.0	91.0	92.0	91.8	91.5	91.4	92.0	91.0	84.8	82.0	75.5	71.8
31	90.2	90.7	90.1	90.2	91.2	90.2	90.2	90.2	90.0	90.5	96.7	91.0
T. 均 Mean	71.8	74.0	77.6	78.6	79.6	80.5	80.6	78.6	71.0	64.8	59.8	57.4

五月逐日相對濕度 (%)

the Month of May, 1937. (%)

13	14	15	16	17	18	19	20	21	22	23	24	平均 Mean
77.5	82.2	52.5	56.2	55.0	54.6	50.0	62.5	71.0	74.9	77.7	80.0	75.9
39.0	38.2	37.8	37.7	38.0	39.8	44.0	50.0	57.0	65.8	72.5	75.2	62.6
32.0	39.0	39.0	39.0	31.2	33.0	37.5	43.8	47.0	47.6	50.6	54.7	54.4
32.0	31.7	32.9	32.0	39.4	40.2	43.0	51.9	55.0	52.3	57.0	59.7	53.0
37.3	37.4	47.8	49.0	49.5	52.5	57.0	62.0	64.0	66.0	67.5	70.0	57.0
37.2	34.8	30.7	27.8	28.0	28.0	29.8	44.7	47.8	59.0	52.5	60.7	52.5
57.5	86.0	86.5	85.0	82.8	82.0	81.7	84.0	84.0	83.8	83.8	83.5	81.0
61.2	58.0	55.4	68.2	78.5	78.8	79.3	81.9	81.5	82.7	83.0	85.0	76.2
48.0	45.2	42.0	39.9	38.2	40.0	46.5	52.2	56.8	51.0	65.2	65.8	64.3
42.2	40.0	38.2	38.0	36.5	42.5	50.2	57.0	61.2	65.0	67.5	69.0	60.1
47.7	43.8	43.8	44.5	43.5	43.0	45.2	47.5	53.3	56.3	57.7	61.3	60.2
54.0	34.0	33.8	33.7	33.7	34.0	33.3	39.0	42.8	48.0	55.7	70.4	53.0
63.7	58.0	54.0	58.3	63.0	64.0	65.3	68.3	70.4	71.2	76.5	77.2	69.0
49.7	46.0	45.5	47.0	47.0	51.5	57.2	61.0	66.0	67.0	67.2	67.5	66.1
44.5	42.7	44.0	45.0	47.5	49.0	52.7	58.8	62.0	62.0	64.6	65.1	61.1
68.3	81.6	77.3	75.3	76.8	89.0	90.0	88.2	88.0	88.0	88.0	88.0	75.7
53.5	51.0	48.0	49.0	49.8	52.2	57.5	60.0	63.8	66.4	77.0	72.0	64.9
42.0	42.0	42.0	42.2	44.8	47.0	50.4	55.0	59.0	59.0	61.4	65.0	59.2
45.3	43.0	42.8	42.7	43.0	46.2	47.5	50.3	52.2	53.0	56.0	57.7	56.7
42.5	42.0	42.5	42.5	45.0	45.4	47.1	52.6	57.8	59.2	60.2	62.5	56.7
47.0	45.0	44.3	45.0	47.5	48.0	50.2	52.5	56.0	57.0	58.0	60.0	59.0
34.6	32.5	29.0	27.9	27.7	27.8	33.0	33.0	43.0	46.0	46.0	43.8	47.4
46.0	45.4	45.5	45.5	47.0	47.5	50.0	52.6	56.0	59.0	60.0	64.0	54.0
47.0	47.1	46.0	43.0	46.0	50.0	53.0	54.6	64.6	68.8	72.0	74.0	62.4
63.0	60.7	79.0	76.2	72.5	74.7	76.5	77.4	78.6	79.8	79.8	80.0	78.1
86.3	85.5	87.0	87.0	87.0	89.8	85.3	86.5	87.4	87.0	86.0	86.2	84.8
69.0	65.8	65.5	60.0	62.3	74.8	81.8	85.6	86.0	85.5	85.3	86.0	79.7
73.0	74.2	74.8	76.7	77.2	77.4	79.2	81.0	81.0	81.5	81.2	82.5	82.1
82.5	82.0	82.0	84.7	88.0	90.0	83.6	89.9	90.0	91.0	91.2	91.0	85.8
70.5	75.6	75.0	76.2	75.0	75.0	78.0	82.5	84.5	85.0	88.2	90.1	83.4
70.3	90.0	90.0	90.6	90.5	90.8	90.4	90.0	90.5	91.0	91.4	91.0	90.7
55.4	54.6	53.4	53.5	54.7	56.6	59.1	63.0	66.5	68.2	70.3	72.4	66.7

中華民國二十六年

Form and Direction of Clouds of every

時 日	6		7		8		9		10		11	
	狀 For.	向 Dir.	狀 For.	向 Dir.	狀 For.	向 Dir.	狀 For.	向 Dir.	狀 For.	向 Dir.	狀 For.	向 Dir.
1	N	SW	N	SW	N	SW	N	SW	N	SW	N	SW
2	CS	WSW	CS	WSW	S	SSW	SK	WSW	SK	W	SK	W
3	C	W	C	W	C	W	C	W	CK	W	CK	W
4	C	W	C	W	C	W	C	W	CK	W	CK	W
5	AK	W	AK	W	C	W	C	W	CK	W	CK	W
6	C	W	C	W	C	W	CS	WSW	AK	WSW	AK	WSW
7	AS	SW	AS	SW	N	SE	AS	SW	N	SSE	N	SSE
8	AS	E	AS	E	AS	SW	AS	SW	AS	SW	AS	SW
9	S	SSW	S	SSW	S	SSW	S	SSW	SK	SW	SK	SW
10	S	SSW	S	SSW	S	SSW	S	SSW	SK	SW	SK	SW
11	S	SSW	S	SSW	S	SSW	S	SSW	SK	SW	SK	SW
12	CS	WSW	CS	WSW	CS	WSW	CS	WSW	SK	SW	SK	SW
13	AS	WSW	AS	WSW	AS	WSW	AS	WSW	AS	WSW	AS	WSW
14	N	WSW	N	WSW	AK	W	AK	W	AK	W	AK	W
15	AK	W	AK	WSW	CK	W	AK	W	AK	W	AK	W
16	AS	W	AS	W	N	W	AS	W	AS	W	N	W
17	C	WSW	C	WSW	C	WSW	S	W	SK	W	SK	W
18	C	W	C	W	S	W	SK	W	SK	W	SK	W
19	C	W	C	W	C	WSW	C	WSW	AK	WSW	AK	WSW
20	C	W	C	WSW	CS	SW	SK	SW	SK	SW	SK	SW
21	C	W	C	WSW	C	SW	C	SW	C	SW	AS	SW
22	CS	WSW	AK	WSW	AK	WSW	AS	WSW	AS	WSW	C	WSW
23	CS	WSW	CK	WSW	CK	WSW	AK	WSW	CS	WSW	AS	WSW
24	AK	SW	AK	SW	AK	SW	AK	SW	AS	WSW	AS	WSW
25	N	SW	N	SW	AK	SW	N	SSW	N	SSW	N	SSW
26	N	SW	N	SW	N	SW	N	SW	N	SW	N	SW
27	N	W	N	W	N	W	N	W	N	W	N	W
28	N	SW	N	SW	N	NE	N	NE	N	NE	N	NE
29	N	SSW	N	SSW	N	SSW	N	SSW	N	SSW	N	SSW
30	N	SW	N	SW	AS	SW	N	SSW	N	SSW	N	SSW
31	N	NNE	N	NE	N	E	N	NE	N	NE	N	ESE

五月逐日雲狀及雲向

day. in the Month of May, 1937.

12		13		14		15		16		17		18		日期 Date
狀 For.	向 Dir.	狀 For.	向 Dir.	狀 For.	向 Dir.	狀 For.	向 Dir.	狀 For.	向 Dir.	狀 For.	向 Dir.	狀 For.	向 Dir.	
N	SW	N	SW	AS	W	CS	W	K	W	C	W	C	W	1
CS	W	CS	W	K	W	K	W	SK	W	SK	W	K	W	2
C	WSW	C	WSW	K	W	WSW	K	W	SK	W	SK	W	SK	3
K	W	SK	W	SK	W	SK	W	SK	W	SK	W	SK	W	4
AK	W	AK	W	AS	W	AS	W	AS	W	AS	W	AS	W	5
AK	WSW	AK	W	AK	W	AK	W	WSW	AK	WSW	AK	WSW	AK	6
N	E	N	E	N	E	N	E	AS	E	AS	E	AS	E	7
AS	SW	AK	SW	AS	SSW	AS	SSW	N	SSW	AS	SSW	AK	SSW	8
SK	SSW	SK	SSW	SK	W	K	W	K	W	K	W	K	W	9
K	WSW	K	WSW	K	W	K	W	K	W	K	W	K	W	10
SK	SW	SK	SSW	SK	SSW	SK	SSW	SK	SW	K	SW	K	SW	11
C	SW	C	SW	CS	SW	CS	SW	CS	SW	K	SW	K	SW	12
N	W	W	AS	W	AK	W	AK	W	N	AK	W	AK	W	13
AK	W	AK	W	AK	W	AS	W	AK	W	AK	NW	AK	NW	14
CS	W	AS	W	AS	W	AS	W	AS	W	AK	WNW	AK	WNW	15
N	W	N	SSW	N	SSW	AS	SSW	N	SSW	N	S	N	S	16
SK	W	SK	W	SK	W	SK	W	SK	W	SK	W	SK	W	17
SK	W	SK	W	SK	WSW	SK	W	SK	W	SK	WSW	SK	WSW	18
AK	SW	SK	SW	SK	SSW	SK	SSW	SK	SSW	SK	SW	SK	SW	19
SK	SW	SK	SW	SK	SW	SK	SW	SK	SW	SK	SW	SK	SW	20
AS	SW	AS	SW	AS	SW	AK	SW	AK	SW	C	SW	C	SW	21
AS	SW	FK	SW	FK	SW	FK	SW	FK	SW	C	SW	C	SW	22
AK	WSW	AS	SW	AK	SW	AK	SW	AK	SW	AK	SW	AK	SW	23
AK	SW	AK	SW	KN	SW	KN	SW	KN	SW	KN	SW	KN	SW	24
N	SSW	N	SSW	N	SSW	N	SSW	N	SSW	AS	SSW	AS	SSW	25
N	SW	N	SW	N	SW	N	SW	N	SW	N	SW	AS	SW	26
N	AS	N	W	N	W	AS	W	AS	W	N	AS	N	W	27
AS	NE	AS	NE	N	S	N	S	N	S	N	SE	N	SE	28
AS	SE	N	SSW	N	SSW	N	SSW	N	SSW	N	S	N	SW	29
AS	SW	AS	SW	N	SW	N	WSW	N	WSW	AS	SW	AK	SW	30
N	ESF	N	ESE	N	ESE	N	NNE	N	NNE	N	NNE	N	SE	31

中華民國二十六年五月逐日雲量

Cloud Amount of every day, in the Month of May, 1937.

日 D.	6	7	8	9	10	11	12	13	14	15	16	17	18	19	20	21	平 Mean
1	10.0	10.0	10.0	10.0	10.0	10.0	10.0	9.9	7.0	5.0	4.0	4.5	7.5	8.0	6.5	1.2	7.7
2	1.0	0.6	1.8	2.6	3.5	5.8	6.2	7.0	6.5	6.0	5.5	5.0	3.0	1.0	0.0	0.0	3.5
3	1.5	7.5	7.0	8.0	8.5	6.8	5.0	6.0	5.8	5.0	4.0	6.5	4.0	2.0	1.2	0.0	4.7
4	1.4	1.0	1.5	3.0	2.5	2.3	2.8	5.0	8.0	6.0	9.3	9.0	7.0	7.5	7.0	6.0	5.0
5	7.4	1.5	1.0	1.0	7.8	4.0	8.0	7.5	9.8	9.7	9.5	9.5	9.9	9.0	2.0	3.0	6.3
6	0.5	0.5	1.0	7.0	8.6	8.0	7.5	7.0	5.0	4.0	2.5	9.0	3.0	1.0	1.0	0.0	4.1
7	10.0	10.0	10.0	10.0	10.0	10.0	10.0	10.0	10.0	10.0	10.0	10.0	10.0	10.0	10.0	10.0	10.0
8	10.0	10.0	10.0	10.0	10.0	9.5	9.5	9.7	9.5	10.0	10.0	10.0	10.0	9.8	7.0	8.0	7.5
9	0.8	8.0	7.0	6.0	7.0	6.6	5.0	6.0	6.0	3.0	3.0	1.0	1.5	0.5	0.0	0.0	3.8
10	0.0	0.0	0.2	1.6	3.0	5.0	4.0	3.0	4.0	2.2	3.0	2.0	2.0	1.5	0.0	0.0	2.0
11	0.6	0.5	1.0	1.0	2.6	3.0	4.0	4.0	3.0	3.8	5.0	3.0	2.0	0.6	0.0	0.0	2.1
12	1.0	0.2	0.5	1.2	1.8	2.5	3.0	7.0	7.0	7.5	8.0	7.0	5.5	5.0	2.2	1.0	3.7
13	2.5	9.0	7.8	8.0	8.0	8.2	9.7	9.6	7.0	7.0	7.4	6.8	4.8	2.0	9.0	8.0	7.2
14	10.6	9.8	8.0	6.5	4.5	3.0	8.0	7.5	3.0	3.0	7.8	6.0	6.0	2.0	1.0	1.0	5.7
15	4.7	4.0	3.0	3.5	4.5	5.2	4.0	8.4	9.0	8.5	9.0	9.0	9.5	10.0	10.0	10.0	7.1
16	10.0	9.9	9.9	9.5	9.0	9.0	8.8	10.0	9.4	9.0	9.9	9.8	10.0	9.5	8.0	2.0	9.0
17	8.0	8.0	7.0	8.5	8.4	9.0	9.2	8.5	9.0	9.0	9.0	8.5	7.0	6.6	3.0	1.5	7.6
18	6.5	6.0	6.5	7.5	7.2	7.0	7.0	7.5	8.0	8.0	8.5	7.0	6.4	2.0	1.0	0.5	6.1
19	8.5	9.0	8.0	8.0	8.5	9.0	9.0	8.0	8.3	8.0	8.0	7.0	7.5	7.0	6.6	1.0	7.6
20	9.9	9.8	9.8	9.8	9.5	9.2	8.0	8.0	9.0	9.0	9.5	9.8	8.0	8.0	10.0	9.9	9.2
21	8.5	9.0	9.5	9.7	9.5	9.7	10.0	9.9	10.0	10.0	10.0	9.0	8.6	7.0	4.5	4.0	8.6
22	3.5	3.0	2.5	2.0	2.6	2.5	1.0	0.5	0.5	0.3	1.0	0.5	1.0	1.0	1.0	1.0	1.5
23	10.0	8.0	9.0	8.9	5.0	10.0	10.0	10.0	10.0	10.0	9.0	9.6	9.0	9.8	9.8	9.8	9.1
24	9.6	9.9	9.6	9.5	9.5	9.0	9.0	8.5	8.0	7.8	8.0	8.0	8.0	3.5	3.0	3.0	7.9
25	9.8	9.8	9.9	9.9	10.0	10.0	10.0	10.0	9.9	10.0	9.8	9.5	9.9	9.7	10.0	10.0	9.7
26	9.9	9.9	10.0	10.0	10.0	10.0	10.0	10.0	10.0	10.0	10.0	10.0	9.0	7.0	8.0	9.6	9.6
27	9.9	10.0	10.0	9.9	10.0	9.9	9.6	9.5	9.8	9.5	9.5	9.8	10.0	10.0	8.6	10.0	9.8
28	10.0	10.0	10.0	10.0	10.0	10.0	10.0	10.0	10.0	10.0	10.0	10.0	10.0	10.0	10.0	10.0	10.0
29	10.0	10.0	10.0	10.0	10.0	10.0	10.0	10.0	10.0	10.0	10.0	10.0	10.0	10.0	10.0	10.0	10.0
30	10.0	10.0	9.8	9.9	9.9	9.0	10.0	10.0	10.0	10.0	10.0	9.8	9.5	7.0	10.0	10.0	10.0
31	10.0	10.0	10.0	10.0	10.0	10.0	10.0	10.0	10.0	10.0	10.0	10.0	10.0	10.0	10.0	10.0	9.6
平均 Mean	6.6	6.9	6.9	7.2	7.3	7.5	7.7	8.0	7.8	7.6	7.7	7.6	7.1	6.0	5.5	4.8	7.0

中華民國二十六年五月逐日能見度

Visibility of every day, in the Month of May, 1937.

日 D.	6	7	8	9	10	11	12	13	14	15	16	17	18	平均 Mean
1	7	8	8	8	4	4	4	8	7	8	8	8	8	6.9
2	5	5	5	7	8	8	8	7	8	8	8	8	8	6.8
3	6	6	6	6	7	8	8	8	8	8	8	7	7	7.1
4	7	7	8	8	8	8	8	7	7	7	6	7	7	7.4
5	4	4	7	7	7	8	8	8	7	7	8	7	7	6.8
6	4	4	7	8	8	8	8	8	9	9	9	9	8	7.6
7	5	5	4	4	4	4	4	4	4	4	4	4	5	4.2
8	6	6	4	4	4	4	5	5	6	6	6	6	5	4.8
9	4	4	3	5	7	8	8	9	9	9	9	9	8	7.3
10	7	7	7	7	8	8	8	8	9	9	8	7	7	7.4
11	4	5	7	7	8	8	8	8	8	8	7	6	6	6.9
12	5	6	7	7	6	6	6	7	7	7	7	7	7	7.0
13	7	7	7	7	7	7	7	7	7	6	6	6	7	6.6
14	4	4	7	7	8	8	8	8	8	8	8	8	8	7.1
15	5	5	4	6	8	8	8	8	8	8	8	8	7	7.0
16	8	7	7	8	8	8	6	6	6	7	7	8	8	6.8
17	2	3	3	3	3	3	3	3	3	3	3	3	3	7.2
18	4	4	8	8	8	8	8	8	8	8	8	8	8	7.5
19	3	3	8	8	8	8	8	8	8	8	8	8	8	7.3
20	4	3	7	7	8	8	8	8	8	8	8	8	8	7.2
21	5	4	4	7	8	8	8	8	8	8	8	7	8	6.9
22	5	5	8	8	8	8	8	8	8	8	8	8	8	7.3
23	6	7	8	8	7	8	8	8	8	8	8	8	8	7.7
24	4	7	7	8	8	8	8	8	8	8	8	8	8	7.5
25	8	8	8	7	7	4	4	7	7	8	8	8	8	7.1
26	6	7	8	8	8	3	6	6	4	7	7	6	7	6.3
27	7	7	8	8	8	8	8	8	8	8	8	8	7	7.8
28	5	5	2	3	3	7	7	8	8	8	8	8	8	5.6
29	5	4	5	5	5	4	5	8	8	8	5	5	8	4.7
30	4	4	5	5	8	2	2	2	2	3	3	4	5	7.1
31	5	5	2	2	2	3	2	2	3	4	3	3	5	3.2
平均 Mean	5.2	5.5	6.2	6.8	7.0	7.0	7.1	7.3	7.5	7.4	7.1	7.1	6.8	6.7

中華民國二十六年

Wind Direction and Wind Velocity of

時日 D.	6		7		8		9		10		11		12		13	
	向 Dtr.	速 Vel.	向 Dtr.	速 Vel.	向 Dtr.	速 Vel.	向 Dtr.	速 Vel.	向 Dtr.	速 Vel.	向 Dtr.	速 Vel.	向 Dtr.	速 Vel.	向 Dtr.	速 Vel.
1	SSW	5.2	SSW	3.6	SSW	4.2	SSW	7.1	S	7.5	SSW	3.5	SSW	6.6	SSW	1.7
2	NNE	0.4	NE	0.9	SSW	0.3	S	2.1	S	2.6	S	4.7	SSW	3.4	WSW	3.1
3	NE	0.3	NE	0.3	SSW	0.6	SSW	1.7	SSW	6.4	SSW	11.5	SSW	6.8	SSW	9.5
4	WSW	0.4	WSW	0.3	SSW	3.9	SSW	4.1	SSW	5.5	SSW	5.9	SW	5.2	W	5.0
5	E	0.4	NE	0.3	SSW	6.5	SSW	7.1	WSW	6.2	WSW	8.4	W	5.6	W	4.2
6	NNE	0.6	NNE	0.4	SSW	0.8	SSW	7.1	SSW	3.7	SSW	2.1	SSW	3.6	SSW	4.9
7	E	1.7	E	0.9	E	1.4	NNE	0.5	NNE	0.4	NNE	4.9	NNE	0.6	NNE	0.5
8	NNE	0.3	NNE	0.4	NNE	0.4	NNW	0.4	NNW	1.8	SSE	2.3	SSE	2.6	SSW	2.5
9	NNE	0.3	NNE	0.3	SE	1.0	SSW	8.1	SW	6.7	SSW	7.1	SSW	9.6	SW	11.0
10	NNE	0.4	NNE	0.3	S	0.5	SSW	4.5	SSW	6.9	SSW	3.7	SW	10.6	S	5.8
11	NNE	0.5	NNE	0.4	SSE	1.9	S	4.7	SSE	4.3	SSE	1.2	S	5.3	SSW	5.7
12	NE	0.9	ENE	0.4	SSW	4.7	SSW	5.1	SSW	7.6	SSW	4.2	SSW	9.7	S	10.7
13	NE	0.6	NNE	0.3	E	2.1	S	4.4	ESE	2.6	E	3.7	S	1.1	ESE	0.8
14	NNW	0.5	NNW	1.5	ENE	0.3	NNW	0.3	SSW	1.7	NNW	2.6	E	2.4	SSW	6.9
15	NW	0.4	NNE	0.3	SSE	2.5	S	1.9	SSW	3.7	SSW	6.1	SSW	6.7	SSW	3.6
16	SSW	0.3	SSW	0.3	W	0.4	SSW	4.2	S	4.3	ENE	6.0	SSW	7.8	SSE	1.7
17	NNW	0.3	W	0.3	WSW	5.5	SSW	10.3	WSW	8.4	SSW	3.6	SSW	5.6	WSW	7.3
18	SSW	0.4	SSW	2.3	SSW	5.2	W	5.0	WSW	7.5	WSW	12.4	WSW	13.5	WSW	14.3
19	S	0.7	S	0.3	WSW	7.7	WSW	12.9	WSW	5.2	WSW	6.3	WSW	3.9	WSW	6.0
20	NNE	0.5	S	0.3	SSW	0.3	SSW	1.6	SSW	2.4	SSW	2.8	SSW	8.6	SSW	5.9
21	NNE	0.9	E	0.3	SSE	1.5	SSW	10.3	S	3.4	SSW	4.0	SW	9.2	SW	6.5
22	SSW	0.3	SSW	0.4	WSW	2.9	WSW	2.6	WSW	3.4	WSW	5.3	SSE	2.1	W	7.0
23	SSW	0.5	SW	2.0	SW	5.1	SW	7.3	SW	2.4	SE	7.0	W	4.1	SSW	4.7
24	SE	0.4	SSW	0.8	SW	3.1	SSW	3.2	SSW	4.0	SSW	5.0	S	3.5	SSW	10.2
25	SSW	4.5	SSW	3.1	SSW	1.5	SSW	7.6	SSW	0.9	WSW	4.5	SSW	2.4	WSW	6.9
26	SSW	0.3	SSW	0.7	S	0.3	SSW	4.5	W	1.5	WSW	1.9	WSW	0.6	WSW	0.4
27	SSW	0.7	SSW	4.5	SSW	0.5	SSW	4.2	SSW	5.4	SSW	4.5	SSW	5.6	SSW	6.9
28	WNW	3.7	E	2.6	NE	3.1	E	0.5	E	1.5	ESE	0.9	NNW	3.3	ESE	2.6
29	ESE	0.3	ESE	0.3	SSE	0.4	ESE	0.6	SSE	2.9	SSE	2.2	S	3.3	S	3.9
30	SSW	0.4	SSW	0.7	SSW	3.9	SSW	9.0	SW	5.7	SW	1.0	SW	5.0	SW	1.4
31	NNE	0.5	NE	0.4	ENE	0.4	NNE	0.3	N	0.5	NNE	0.6	N	1.0	NNE	0.6
平均 Mean		0.9		1.0		2.3		4.7		4.1		4.5		5.1		5.3

五月逐日風向及風速

every day in the Month of May, 1937.

14		15		16		17		18		19		20		21		平均 Mean
向 Dir.	速 Vel.	向 Dir.	速 Vel.	向 Dir.	速 Vel.	向 Dir.	速 Vel.	向 Dir.	速 Vel.	向 Dir.	速 Vel.	向 Dir.	速 Vel.	向 Dir.	速 Vel.	
W	5.6	W	5.5	SSW	3.4	SSW	2.7	WSW	2.5	SSW	0.9	SSW	1.5	NNE	0.4	4.0
S	6.3	S	7.5	SSW	5.6	SSW	7.1	SSW	2.8	SSW	1.9	WSW	0.6	ESE	0.3	3.1
SSW	12.7	SSW	5.7	SSW	6.6	SSW	5.2	SSW	4.2	SSW	0.7	WSW	0.5	WSW	3.1	4.9
W	5.1	W	2.8	SW	4.1	SW	5.7	SSW	8.4	WSW	1.2	WSW	0.4	SSW	2.4	3.7
SSW	9.8	SSW	12.0	SSW	6.5	SSW	6.3	W	1.0	SW	1.2	SW	5.2	SSW	1.0	5.2
SSW	6.1	SSW	2.9	SSW	3.0	SSW	2.3	S	5.5	S	1.0	S	1.5	S	0.4	2.8
NNE	4.3	NNE	2.2	NNE	1.5	NNE	0.3	ESE	0.3	NNE	1.2	ESE	0.9	ESE	0.4	1.3
SSW	2.0	SSW	6.3	SSW	5.0	SSW	2.1	SSW	1.4	SSW	0.8	SSW	0.5	NW	0.3	2.0
SSW	11.5	SSW	11.0	SSW	8.6	SSW	7.9	SSW	2.2	WSW	0.7	SW	0.1	SSW	2.3	5.3
S	5.7	S	6.9	SW	3.5	SW	4.3	S	5.2	S	1.0	S	0.3	E	0.3	3.8
S	10.6	SSE	11.5	S	8.2	SW	3.7	SW	5.6	SSW	2.1	SSW	0.4	SW	0.3	4.0
S	11.3	S	5.1	S	5.9	SW	3.4	SW	2.8	WSW	1.4	WSW	3.5	WSW	1.1	4.8
S	6.9	SSE	3.3	ESE	7.4	ESE	1.3	ESE	1.3	E	0.1	ESE	0.6	ESE	0.4	2.3
SE	5.7	NW	4.1	SSW	0.9	SW	2.5	WSW	0.7	SSW	0.5	SSW	0.3	ESE	0.3	2.0
SSW	4.8	W	0.7	NW	3.1	N	0.5	W	1.6	NW	1.1	NW	0.3	SSW	0.3	2.4
ESE	3.4	E	2.3	E	0.7	E	0.8	ESE	0.4	NNE	1.8	NNE	0.4	NW	0.3	2.2
WSW	9.6	SSW	3.9	SSW	3.4	WSW	8.8	WSW	2.3	SSW	1.8	SSW	1.0	SSW	1.6	5.0
SSW	12.4	WSW	12.5	WSW	10.3	WSW	12.3	W	3.1	W	2.4	W	0.5	SW	1.5	7.3
SSW	8.9	WSW	8.0	WSW	7.3	SW	11.0	WSW	7.7	SW	2.2	SW	0.5	SW	1.3	5.7
S	9.0	SSW	5.7	SSW	6.9	SSW	4.8	SSW	3.2	SW	0.7	ESE	0.4	NE	0.3	3.3
S	15.8	SSW	5.9	SSW	8.4	SSW	7.2	WSW	5.9	SSW	8.4	SSW	5.5	SSW	3.9	6.1
SSW	7.2	SSW	2.8	W	5.3	W	2.2	SSW	2.6	SSW	1.2	SSW	1.2	SSW	0.4	3.0
S	4.9	E	1.1	SSW	4.5	WSW	2.2	SSW	1.8	SSW	0.5	W	0.3	SSW	0.3	3.0
SSW	10.1	SSW	7.6	S	13.2	S	7.6	SSW	7.6	SSW	3.6	SSW	3.8	SSW	6.6	5.7
SSW	8.8	SSW	3.5	SSW	8.3	SSW	5.7	SW	0.9	SSW	0.5	SSW	0.4	SSW	0.3	3.7
SSW	0.4	W	0.3	W	0.3	S	0.3	SSW	0.8	SW	0.4	SW	0.4	SSW	0.3	0.8
SSW	8.3	SSW	9.3	WSW	5.1	SSW	4.2	SW	5.6	W	0.1	NW	0.3	SW	0.3	4.1
E	0.4	E	1.6	ESE	1.1	E	0.7	ESE	0.3	SSE	0.4	SE	0.5	SSW	0.3	1.3
SSE	3.4	SSW	1.4	SSW	0.3	SE	0.6	S	3.4	S	1.2	SSE	0.4	SSE	0.3	1.6
SSW	0.5	NW	0.7	SSW	0.9	SSW	4.2	S	1.5	SE	2.6	S	1.4	SSW	0.6	2.5
E	0.5	NNE	0.4	NNE	0.3	NNE	0.3	NNE	0.3	NNE	0.3	NNE	0.5	E	0.3	0.5
	6.8		5.0		5.0		4.2		2.9		1.5		1.1		1.1	3.5

— 11 —

中華民國二十六年

Rainfall Amount, in the

日 D.	昨日 21-6	本日						
		6-7	7-8	8-9	9-10	10-11	11-12	12-13
1	1.1				0.2	0.3	T	T
2								
3								
4								
5								
6								
7		T	1.8	3.3	0.7	1.9	1.0	1.0
8	T	T	T	T	T			
9								
10								
11								T
12								
13							0.1	0.5
14	6.6	0.1						
15								
16							1.4	
17	T							
18								
19								
20								
21								
22								
23								
24								
25	T				0.6	1.2	1.9	0.3
26	T				0.2	2.4	2.0	1.8
27							T	T
28	1.5	0.6	0.6	0.7	0.3			
29		T	T			T		
30	2.6	0.2	T					
31	9.3	1.0	2.2	0.4	4.6	1.3	2.7	0.4
總計 Total	21.1	1.9	4.6	4.4	6.6	7.1	9.1	4.0

五月逐日雨量 (mm)

Month of May, 1937. (mm)

13-14	14-15	15-16	16-17	17-18	18-19	19-20	20-21	總計 Total	日期 Date
1.1								2.7	1
	0.1							0.1	2
									3
									4
									5
0.4	0.8	0.2 T	T 0.6	T		0.2		11.3	6
								0.6	7
									8
									9
									10
								T	11
									12
		0.1	0.1					0.8	13
								6.7	14
					T			T	15
1.6		T		4.6	4.0			11.6	16
								T	17
									18
			T						19
								T	20
									21
									22
									23
T								4.0	24
									25
0.2	1.3	1.8	0.6					10.3	26
				0.3	0.5	0.7		3.5	27
							T	3.7	28
		0.2	0.5	T	0.2	0.2	0.4	1.5	29
0.4	0.1	T	T				0.3	3.6	30
1.4	1.5	1.6	1.5	1.6	0.2	1.0	3.3	34.0	31
5.1	3.8	3.9	3.3	6.5	6.0	2.1	4.0	24.4	總計 Total

中華民國二十六年五月

Daily Values of Meteorological Elements

日期 Date	氣壓 pressure (500 mm ⁺)	溫度 Temperature (°C)				草溫 Grass Temp. (°C)	地溫 Earth Temp. at the Depth of 10cm (°C)
		平均 Mean	最高 Max.	最低 Min.	較差 Range		
1	4.72	19.8	23.3	16.5	6.8	15.7	18.1
2	6.83	22.1	27.2	12.8	14.4	11.6	18.2
3	7.00	23.0	28.4	13.7	14.7	12.4	18.3
4	5.87	23.1	28.7	14.8	13.9	12.8	18.4
5	5.43	21.3	27.8	13.9	13.9	12.5	18.5
6	5.56	22.2	28.0	11.3	16.7	10.5	18.4
7	8.66	14.5	21.3	13.1	8.2	12.0	18.4
8	8.07	17.4	21.6	12.5	9.1	11.6	18.3
9	6.02	21.1	25.8	13.3	12.5	11.5	18.3
10	6.37	22.6	27.6	12.5	15.1	11.8	18.2
11	7.13	23.7	28.6	13.9	12.7	11.5	18.2
12	5.06	25.0	30.1	15.3	14.8	11.0	18.2
13	4.98	21.8	27.2	17.1	10.1	15.0	18.1
14	6.43	20.6	23.5	12.8	12.7	12.6	18.1
15	7.10	22.2	27.1	14.1	13.0	12.0	18.1
16	6.51	19.9	26.7	16.1	10.6	17.5	18.0
17	4.11	21.2	25.2	14.3	10.3	13.0	18.0
18	2.93	22.9	28.3	15.7	12.6	11.2	18.0
19	2.97	23.8	28.3	16.9	12.3	11.8	18.0
20	4.68	23.8	28.5	16.6	11.9	13.3	18.0
21	5.05	23.5	27.4	16.4	11.0	15.5	18.2
22	4.07	25.4	30.3	16.7	13.8	13.6	18.3
23	3.79	24.5	27.8	17.5	10.3	15.3	18.4
24	4.29	25.2	29.4	18.3	11.1	15.8	18.5
25	6.79	20.2	25.0	18.2	6.0	17.9	18.4
26	5.91	19.4	21.4	17.0	4.4	16.6	18.5
27	5.88	21.4	25.3	16.9	8.4	15.9	18.5
28	7.54	15.6	19.6	13.9	6.6	12.5	18.5
29	6.74	15.8	17.8	12.4	5.4	14.8	18.6
30	4.95	20.8	23.5	15.9	7.6	15.2	18.6
31	5.17	14.7	20.7	13.5	7.2	13.5	18.6
總數或平均 T. or M.	5.73	21.2	25.9	15.0	11.0	14.0	18.3

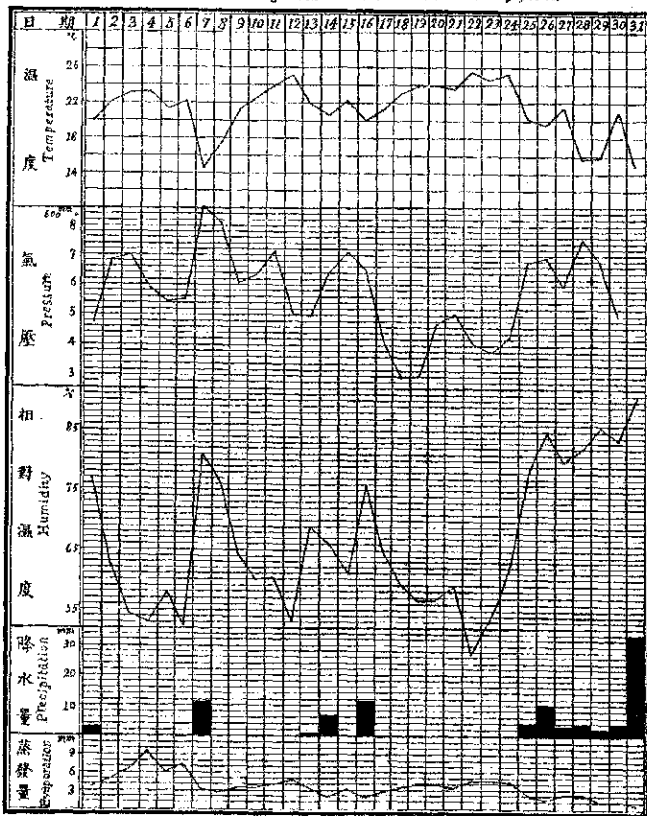
逐日氣象平均要素表

in the Month of Nov, 1937.

濕度		Amount of cloud 0-10	風		雨		能見度 Vis. 0-9	蒸發量 Amount of Evap. mm	雜項 Miscellaneous Informations
絕對 Absolute mm	相對 Relative %		平均速 Mean vel. m/s	最盛 Dir. Domia	量 Amt. mm.	時數 Dur. h			
13.27	76.9	7.7	4.0	SSW	2.7	3.0	6.9	3.7	●●●●●●●●●●
11.51	82.5	3.5	3.1	SSW			6.8	5.0	●●●●●●●●●●
10.21	54.4	4.7	4.9	SSW			7.1	6.5	●●●●●●●●●●
10.81	53.0	5.0	3.7	SSW			7.4	9.6	●●●●●●●●●●
10.49	57.9	6.3	5.2	SW	0.1	0.2	6.8	6.1	●●●●●●●●●●
10.11	32.5	4.1	2.2	SSW			7.6	7.4	●●●●●●●●●●
10.62	81.0	10.0	1.3	NNE	11.3	8.4	4.2	3.2	●●●●●●●●●●
11.36	76.2	9.4	2.0	SSW	0.6	1.0	4.8	2.7	●●●●●●●●●●
11.52	64.3	3.8	5.5	SSW			7.3	3.5	●●●●●●●●●●
12.14	60.1	2.0	3.8	S			7.4	3.6	●●●●●●●●●●
10.89	60.2	2.1	4.0	S	T		6.9	4.0	●●●●●●●●●●
11.87	33.0	3.7	4.8	SSW			7.0	4.9	●●●●●●●●●●
12.34	69.0	7.2	2.3	ESE	0.8	0.8	6.6	3.3	●●●●●●●●●●
12.01	66.1	5.7	2.0	SSW	6.7	1.3	7.4	1.9	●●●●●●●●●●
12.29	61.1	7.1	2.4	SSW	T		7.0	3.2	●●●●●●●●●●
13.15	75.7	9.0	2.2	SSW	11.6	1.7	6.6	1.9	●●●●●●●●●●
12.84	64.9	7.6	5.0	WSW	T		7.2	2.9	●●●●●●●●●●
12.18	39.2	6.1	7.3	WSW			7.5	3.5	●●●●●●●●●●
12.34	56.7	7.6	5.7	WSW			7.3	3.9	●●●●●●●●●●
12.57	56.7	9.2	3.3	SSW	T		7.2	3.9	●●●●●●●●●●
12.43	59.0	8.6	6.1	SSW			6.9	3.6	●●●●●●●●●●
11.84	47.4	1.3	3.0	SW			7.8	4.6	●●●●●●●●●●
12.43	54.0	9.1	3.0	SSW			7.7	4.3	●●●●●●●●●●
13.77	62.4	7.7	5.7	SSW			7.5	4.4	●●●●●●●●●●
14.48	78.1	9.9	3.7	SSW	4.0	3.7	7.1	2.3	●●●●●●●●●●
15.16	84.8	9.6	0.8	SSW	10.3	4.4	6.3	1.5	●●●●●●●●●●
15.09	79.7	9.8	4.1	SSW	3.5	1.7	7.8	2.3	●●●●●●●●●●
10.92	82.1	10.0	1.3	E	3.7	1.7	5.6	2.3	●●●●●●●●●●
11.70	85.8	10.0	1.6	SSE	1.5	4.3	4.7	1.2	●●●●●●●●●●
15.58	83.4	9.6	2.5	SSW	3.6	4.6	7.1	1.8	●●●●●●●●●●
11.46	90.7	10.0	0.5	NNE	34.0	17.8	3.2	0.8	●●●●●●●●●●
12.26	66.7	7.0	3.5		91.4	57.6	6.7	113.4	●●●●●●●●●●

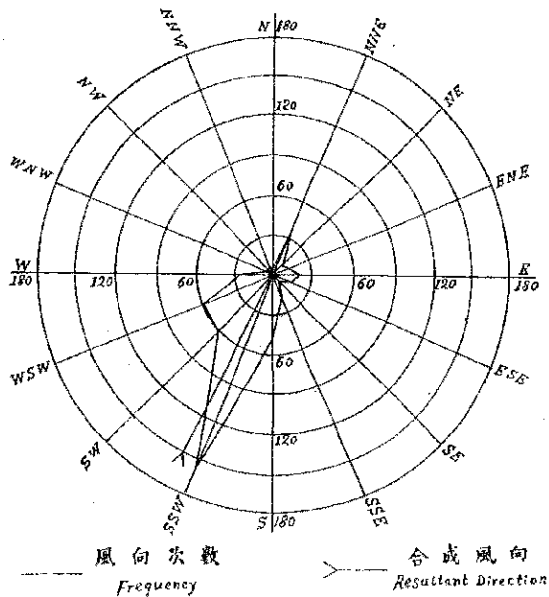
中華民國二十六年五月份各項氣象要素逐日變遷圖

March of Different Meteorological Elements in the Month of May, 1937.



中華民國二十六年五月份風向圖

WIND ROSE FOR MAY, 1937.



方向 Dir.	N	NNE	NE	NNE	E	ESE	SE	SSE	S	SSW	SW	WSW	W	WNW	NW	NNW	N	C
次數 Frequency	3	9.8	10	12	21	15	7	19	48	160	61	60	25	6	4	7		
百分數 %	0.6	7.7	2.0	2.4	4.2	3.0	1.4	3.8	9.7	32.3	12.5	12.1	5.1	1.2	0.8	1.4		

雲南省立
昆明測候所

氣象月報

第一卷 第六期

龔自知題



中華民國二十六年六月

MONTHLY METEOROLOGICAL BULLETIN

OF

METEOROLOGICAL STATION OF YUNNAN PROVINCE,
KUNMING.

June, 1937.

VOL. 2, NO. 6.

目 次

Table of Contents

本月份天氣概況 *A Summary of Weather Conditions, during the
Month of June, 1937.*

本月份氣象摘要 *Monthly Summary.*

氣壓 *Barometric Pressure.*

溫度 *Air Temperature.*

絕對濕度 *Absolute Humidity.*

相對濕度 *Relative Humidity.*

雲狀與雲量 *Cloud: Forms and Direction.*

雲量 *Cloud Amount.*

能見度 *Visibility.*

風向與風速 *Wind Direction and Velocity.*

雨量 *Amount of Rainfall.*

逐日氣象平均要素 *Daily Values of Meteorological Elements.*

凡例 *Explanatory Remarks.*

各員氣象要素總表圖 *March of Different Meteorological Elements*

風向圖 *Wind Rose.*

民國二十六年六月份昆明天氣概況：

一、概

本月昆明天氣：晴天比往年多，雨天如常，而雨量仍嫌不足！全月總計得雨 155.2m.較諸歷年同月標準平均僅 197.2m.負偏差達 42m.約減少五分之一強，以致秧水難田，稻秧根爛！

全月氣溫平均 21.1°C.比之往年同月平均數 19.5°C.高 1.6°C.氣溫溫暖，西藏高壓，信雲漸融，月內高氣壓中心，常停滯於西藏臺灣間，與太平洋高氣壓，時相對峙；西南低氣壓，發生通達，勢若連珠，其中心經過發育於雲南境內者，凡七次，多受阻於高氣壓，而達過於華南，影響昆明天氣不少。

月之一日，西藏高壓向東南發展，昆明氣溫降至 12°C.得雨 8.4m.二日，越南低壓發生，昆明濕雲蒸騰，得雨 3m.三日，低壓力量擴大，昆明十三時西南風驟強甚，每秒達 15.8m.四日，低壓向東北退縮，昆明得雨 1.5m.午見日華；五日，低壓中心勢將消滅，昆明現仍多日暈，雷雨量僅 0.2m.六日，康慶高壓衰弱，越海低壓加強，昆明南風強疾，夜復閃電。

七日，紅河南盤江上游，發生低壓，昆明降雨 3.2m.八日，北陸高壓控制華中，昆明氣壓高達 606.56m.九日，高壓東移，西南低壓增進，昆明雷雨得量 6.6m.十日，低壓中心由滇東進，力及華南，昆明午後南南西風特強，降雨 1m.

十一日，東亞發育低壓，昆明遠雷閃電，風驟雨微；十二日，康慶高壓復生，積中低壓亦微；十三、十四日，高壓力漸減削弱，低壓勢守越桂，昆明幾見日暈；十五日，高壓衰弱，低壓過地於南盤江流域，昆明閃電風強；十六日，低壓停滯增深，昆明氣壓降低達 600.36m.氣溫昇高達 29.8°C.南風強，夜見閃電月暈，連日陰雲無雨。

十七日，西北高壓南下，低壓過地桂西，昆明濕雲籠罩，得量 3.9m.十八日，高壓仍留康慶，低壓東至汕頭，昆明雲雨無量。十九日，滇南發生低壓，昆明降雨 13.7m.二十日，低壓移至桂邊，高壓道踪驟變，昆明得雨 20.5m.二十一日，高壓中心移駐西昌，低壓仍留康慶，昆明大雨 32.4m.為本月一日內之最多雨量。

二十二日，高低氣壓衝突漸趨緩和，昆明得雨 5.5m.二十三、二十四日，滇南低壓範圍擴大至海峽江流域，昆明得雨 19.2m.二十四日，低壓中心移近雲南，昆明晨夜得雨 5m.二十五、二十六日，低壓東趨南盤江，昆明天氣轉曇。

二十七日，高壓又移駐於本里，勢及滇西北，而與華南低壓接觸，昆明降雨 10.1m.二十八日，低壓發展廣後西南，北進與高壓交接，昆明降雨 20.1m.

二十九日，紅河上游，發生低壓，西北高壓退縮，昆明得雨 0.2m.三十日，低壓移駐越南滇黔川間以至外蒙，昆明風強微有雨迷而止。

中華民國二十六年六月氣象綱要 Monthly Summary for June, 1937.

		氣 壓	Air Pressure		
極端最高	<i>Extreme maximum</i>	606.56mm	在 8 日 6 時	on 8th 6h	
極端最低	<i>Extreme minimum</i>	600.36mm	在 16 日 17 時	on 16th 17h	
平均 Mean	本年 Present	604.18mm			
	往年 Past	604.30mm			
		氣 溫	Air Temperature		
極端最高	<i>Extreme maximum</i>	29.8°C	在 16 日 14—15 時	on 16th 14—16h	
極端最低	<i>Extreme minimum</i>	12.0°C	在 1 日 6 時	on 1st 6h	
最高平均	<i>Mean maximum</i>	24.4°C			
最低平均	<i>Mean minimum</i>	15.7°C			
平均 Mean	本年 Present	21.1°C			
	往年 Past	19.5°C			
		風	Wind		
最大風速	<i>Maximum velocity</i>	15.8m/s	在 3 日 13 時	on 3rd 13h	
合成風向	<i>Resultant direction</i>		S 4° 21', 2W		
		降 水 量	Precipitation		
總 量	<i>Rainfall</i>	155.2mm			
一日最多雨量	<i>Greatest in 24 hours</i>	33.4mm	在 21 日	on 21th	
標準雨量	<i>Normal Rain</i>	197.2mm			
		雜 記	Miscellaneous Informations		
晴天日數	<i>Clear days</i>				0
曇天日數	<i>Partly cloudy days</i>				8
陰天日數	<i>Cloudy days</i>				4
雨天日數	<i>Rainy days</i>				18
有雷雨日數	<i>Days with thunderstorm</i>				1
有雷聲日數	<i>Days with thunder</i>				1
有閃電日數	<i>Days with lightning</i>				6
有霧日數	<i>Days with mist</i>				10
有霾日數	<i>Days with fog</i>				5
有濕霧日數	<i>Days with wet fog</i>				4
有露日數	<i>Days with dew</i>				1
有日暈日數	<i>Days with solar halo</i>				4
有日華日數	<i>Days with solar corona</i>				2
有月暈日數	<i>Days with lunar halo</i>				1

中華民國二十六年

Barometric pressure of every day, in

時 日 D. H.	1	2	3	4	5	6	7	8	9	10	11	12
1	5.1	5.0	4.9	4.9	5.1	5.16	5.16	5.96	6.06	5.96	5.66	5.26
2	4.0	3.9	3.7	3.7	3.8	4.16	4.36	4.66	4.86	5.06	4.76	4.36
3	3.5	3.4	3.6	3.7	3.8	3.96	4.76	4.86	4.86	4.86	4.56	4.16
4	4.4	4.4	4.5	4.5	4.6	5.66	6.06	6.16	6.26	6.06	5.86	5.16
5	5.0	4.9	4.8	4.7	4.9	5.06	5.36	5.46	5.46	5.46	5.16	4.76
6	3.9	3.6	3.7	3.9	3.9	4.16	4.46	4.56	4.66	4.36	3.66	3.36
7	3.0	3.0	3.0	3.0	3.1	3.46	3.96	4.26	4.16	4.66	4.86	4.66
8	5.1	5.0	5.0	5.0	5.1	6.56	5.76	5.86	5.86	5.86	5.56	5.36
9	5.0	4.9	4.8	4.6	4.5	4.66	5.06	5.26	5.16	5.06	4.96	4.46
10	3.9	3.6	3.6	3.8	3.9	4.56	4.76	5.16	5.26	5.16	4.96	4.66
11	4.9	4.8	4.6	4.6	4.7	5.06	5.16	5.56	5.66	5.66	5.36	5.26
12	5.5	5.3	5.2	5.1	5.0	5.26	5.26	5.46	5.56	5.16	5.36	5.06
13	4.9	4.3	4.3	4.4	4.4	4.46	4.66	4.86	4.86	4.86	4.56	4.16
14	4.2	4.1	4.0	4.1	4.1	4.16	4.46	4.96	4.96	4.76	4.46	4.16
15	3.4	3.2	3.1	3.2	3.3	3.46	3.46	3.56	3.46	3.26	2.96	2.76
16	3.2	3.1	3.0	2.8	2.8	2.86	2.96	2.96	2.96	2.86	2.56	2.36
17	3.0	3.0	3.0	3.0	3.0	3.46	4.06	4.56	4.56	4.76	4.86	4.76
18	4.5	4.2	4.1	4.2	4.2	5.26	5.36	5.56	5.56	5.26	4.76	4.46
19	4.5	4.0	3.8	3.9	4.0	4.66	4.86	4.86	4.86	5.06	4.86	4.46
20	3.8	3.5	3.1	3.0	3.1	3.56	4.06	4.26	4.46	4.56	4.56	4.26
21	3.7	3.4	3.3	3.1	3.1	3.86	4.66	4.86	4.86	5.16	5.26	4.86
22	4.8	4.2	4.0	4.0	4.0	4.46	4.66	4.86	5.06	4.86	4.66	4.56
23	4.3	4.1	4.0	4.0	4.0	4.66	4.86	5.16	5.26	5.36	5.26	5.26
24	6.0	5.8	5.3	5.3	5.5	5.76	5.96	5.66	5.86	5.86	5.86	5.96
25	5.8	5.4	5.0	5.0	5.0	5.56	6.06	6.56	6.26	6.16	5.86	5.16
26	3.7	3.5	3.4	3.2	3.2	4.06	4.26	4.36	4.36	4.36	4.26	3.76
27	3.5	3.2	3.1	3.0	3.0	3.26	3.26	3.56	3.66	3.76	3.56	3.36
28	3.3	3.1	3.1	3.1	3.2	3.66	4.16	4.46	4.76	4.86	4.76	4.46
29	5.3	5.1	5.0	5.1	5.1	5.36	5.76	5.96	6.16	6.16	5.96	5.76
30	5.3	5.2	5.1	5.0	5.0	5.26	5.36	5.46	5.66	5.76	5.46	5.36
Mean	4.4	4.1	4.0	4.0	4.1	4.52	4.78	4.99	5.05	5.04	4.84	4.55

六月逐日氣壓 (600mm+)

the Month of June, 1937. (600mm+)

13	14	15	16	17	18	19	20	21	22	23	24	日 均 Mean
4.86	4.26	4.16	3.95	3.56	3.76	4.06	3.96	4.56	4.6	4.6	4.4	4.81
4.16	3.66	2.96	2.56	2.46	2.66	2.76	3.16	3.46	3.6	3.9	3.8	3.77
3.76	3.66	3.26	2.86	2.96	3.46	3.36	3.66	4.26	4.4	4.6	4.5	3.93
5.76	4.56	4.16	3.76	3.36	3.36	3.56	4.06	4.46	5.0	5.3	5.2	4.82
4.76	3.96	3.56	3.46	2.96	3.16	3.26	3.56	3.96	4.0	4.9	4.0	4.39
2.86	2.16	1.66	1.56	1.46	1.56	1.66	2.26	2.66	3.1	3.1	3.1	3.14
4.46	4.26	4.06	3.56	3.86	3.96	4.06	4.66	5.16	5.6	5.6	5.5	4.10
4.96	4.66	4.36	4.06	3.76	3.86	4.46	4.96	5.26	5.3	5.2	5.2	5.08
4.16	3.76	3.16	2.86	3.26	3.46	3.56	4.16	4.36	4.3	4.3	4.2	4.33
4.16	3.66	3.36	3.06	2.86	2.96	3.86	4.36	4.56	4.7	4.8	4.9	4.19
4.96	4.76	4.56	4.06	3.86	3.96	4.26	4.86	5.26	5.8	5.9	5.7	4.96
4.26	4.06	3.66	3.36	3.56	3.36	3.26	3.66	3.86	4.9	4.9	4.9	4.63
3.86	3.66	3.06	2.56	2.36	2.46	3.86	3.66	4.06	4.8	4.8	4.5	4.10
3.66	3.26	2.56	2.16	2.16	2.16	2.46	2.76	2.86	3.4	3.4	3.3	3.61
2.46	1.96	1.56	1.36	1.36	1.36	1.56	2.06	2.56	3.1	3.4	3.3	2.72
1.96	1.56	1.06	0.66	0.36	0.66	1.16	2.06	2.36	2.4	2.9	2.9	2.26
4.66	4.56	4.56	4.56	4.06	3.86	4.66	4.86	5.06	5.1	5.0	4.9	4.24
3.76	3.26	2.16	2.76	2.86	2.86	3.36	3.56	3.96	4.0	4.1	4.3	4.10
4.26	3.86	3.76	3.36	3.26	3.36	3.56	3.96	4.16	4.2	4.1	4.0	4.15
3.56	3.76	3.56	3.06	3.06	3.16	3.36	3.76	4.06	4.1	4.1	4.0	3.74
4.76	4.56	4.56	3.96	3.96	3.86	4.36	4.76	4.96	5.0	5.9	4.9	4.37
4.06	3.46	3.06	2.86	2.96	3.26	3.46	3.86	4.46	4.5	4.5	4.5	4.13
4.86	4.56	4.16	4.16	4.16	4.36	4.96	5.46	5.76	6.4	6.4	6.3	4.91
5.36	5.26	4.76	4.56	4.56	5.26	5.26	5.66	5.66	5.7	5.9	5.9	5.53
4.76	4.26	3.76	3.26	3.06	3.06	3.16	3.46	3.76	3.8	3.8	3.8	4.66
3.26	2.96	2.36	1.86	1.86	1.76	2.56	2.86	3.26	3.6	3.7	3.7	3.34
3.46	3.06	2.36	2.06	1.96	2.06	2.16	2.66	3.06	3.3	3.3	3.4	3.04
4.26	4.06	3.76	3.46	3.46	3.76	4.06	4.56	5.16	5.3	5.3	5.1	4.74
5.56	5.26	4.76	4.36	4.26	4.06	4.46	4.86	5.36	5.7	5.8	5.6	5.28
4.76	4.36	3.76	3.36	3.26	3.26	3.46	3.96	4.36	4.7	4.8	4.7	4.69
4.18	3.84	3.41	3.12	3.03	3.12	3.47	3.87	4.24	4.5	4.6	4.5	4.18

中華民國二十六年

Air Temperature of every day, in

時 H	日 D.	6	7	8	9	10	11	12	13
1	12.8	13.1	13.2	13.3	14.8	15.5	16.1	16.3	
2	14.2	14.4	15.0	15.4	16.1	17.1	17.9	20.0	
3	17.1	17.8	18.5	20.5	22.6	23.2	24.0	24.4	
4	18.0	18.9	20.2	21.1	22.4	23.0	23.1	24.7	
5	19.4	19.6	20.8	22.8	23.0	24.1	24.7	29.9	
6	17.3	18.0	19.2	21.2	22.8	25.0	26.0	27.4	
7	19.4	20.3	20.7	21.0	20.0	18.8	19.6	21.0	
8	17.2	18.0	19.1	21.4	22.8	23.8	23.5	23.5	
9	18.8	18.2	20.0	22.8	22.5	24.9	25.6	25.3	
10	18.9	19.6	20.4	21.0	22.2	23.4	25.2	26.2	
11	19.2	19.8	20.7	21.4	21.7	23.6	23.6	24.6	
12	19.8	19.6	20.6	22.4	23.5	24.8	25.6	25.9	
13	18.1	20.2	21.4	22.4	24.8	26.4	27.8	28.4	
14	20.6	21.0	22.4	22.1	23.6	24.6	26.5	28.6	
15	19.1	21.5	21.9	23.9	26.3	27.2	28.6	28.6	
16	19.8	20.6	22.4	24.2	26.5	28.6	28.4	28.7	
17	19.0	19.2	18.8	19.6	20.9	20.4	21.4	20.9	
18	14.8	15.4	17.4	19.6	21.0	22.8	23.6	24.1	
19	15.5	15.6	16.4	17.0	17.0	19.0	18.6	18.4	
20	15.2	15.8	16.1	16.6	17.4	18.6	19.8	20.4	
21	15.5	15.6	16.1	16.8	17.0	17.2	17.5	17.8	
22	16.0	16.6	16.5	17.0	17.1	17.2	17.2	18.2	
23	15.8	15.6	15.4	15.6	15.8	16.6	17.2	17.4	
24	15.2	15.4	15.6	17.3	18.5	19.2	18.6	19.4	
25	15.1	15.8	16.9	17.9	20.4	22.1	23.4	24.0	
26	16.7	17.9	19.0	20.5	23.6	24.4	25.7	26.2	
27	20.0	19.6	19.8	20.0	20.3	18.8	19.4	18.6	
28	15.3	16.6	16.9	18.4	18.8	19.6	20.0	21.6	
29	17.4	18.4	19.0	20.3	19.9	21.8	22.6	23.2	
30	18.7	19.0	19.6	19.9	20.2	21.6	21.8	23.1	
平均 Mean		17.4	17.9	18.7	19.8	20.8	21.8	22.4	23.0

六月逐日氣溫 (°C)

the Month of June, 1937. (°C)

14	15	16	17	18	19	20	21	平均 Mean
16.4	16.2	16.0	16.2	15.8	15.3	15.2	15.0	15.1
20.3	21.2	21.4	21.5	20.6	20.0	19.4	18.9	18.3
24.4	24.7	25.4	24.1	23.3	22.0	21.0	20.4	22.1
25.2	25.1	26.0	25.6	24.8	23.4	22.3	21.9	22.9
24.4	22.6	21.8	21.4	21.2	20.6	20.0	19.5	21.9
26.9	27.4	26.9	26.8	25.6	24.3	23.2	22.4	23.8
21.5	22.0	22.0	22.0	21.4	20.8	20.0	19.5	20.6
23.9	23.2	23.4	23.1	22.9	22.0	21.2	21.0	21.9
24.4	23.2	23.6	21.9	21.4	21.1	20.0	19.8	22.1
25.6	23.8	25.2	24.7	24.2	22.6	21.6	21.0	22.9
23.8	26.3	25.6	25.2	24.4	23.2	22.4	21.9	23.1
26.7	27.2	27.3	26.5	25.5	24.4	23.1	22.2	24.1
26.7	26.8	28.4	26.3	27.4	26.2	25.0	24.0	25.4
29.2	28.4	28.8	27.9	26.7	25.1	24.0	23.3	25.2
29.0	29.4	28.8	28.2	27.0	25.2	23.8	23.0	25.7
29.8	29.3	29.4	28.5	27.2	25.4	23.2	24.0	26.2
20.5	16.8	18.8	19.4	19.7	19.5	19.4	18.8	19.7
25.3	23.4	22.9	22.4	22.2	21.8	21.2	20.8	21.2
19.0	17.0	17.3	17.3	17.1	17.0	17.0	17.0	17.3
19.2	18.6	19.4	19.4	19.4	19.0	18.8	18.2	18.2
16.2	17.4	17.1	17.4	17.3	16.8	16.7	16.6	16.9
19.0	19.2	19.6	19.4	18.8	18.3	17.8	17.4	17.8
17.4	17.3	16.4	17.2	16.6	16.1	16.0	15.6	16.4
19.6	20.1	20.1	19.6	18.4	17.4	17.4	17.4	18.1
24.6	25.0	25.2	24.2	23.5	22.2	20.8	19.9	21.3
26.8	27.2	27.2	25.4	25.0	23.4	22.9	22.7	23.4
18.8	20.0	20.9	20.7	20.3	19.9	19.4	18.9	19.7
22.2	22.3	22.8	20.9	20.0	19.4	18.8	18.9	19.6
24.2	24.2	24.2	23.1	22.7	22.2	21.6	21.5	21.6
24.0	24.6	24.2	24.2	24.0	22.6	21.8	21.3	21.9
23.4	23.2	23.2	22.8	22.1	21.2	20.6	20.1	21.1

中華民國二十六年六月

Absolute Humidity of every day in

時 H.	6	7	8	9	10	11	12	13
1	10.34	10.80	10.80	10.87	11.13	11.13	11.62	11.35
2	11.62	11.62	11.62	11.97	12.45	13.37	13.91	15.16
3	13.37	14.35	14.68	16.22	16.92	15.18	15.37	14.14
4	14.12	14.68	15.76	15.47	15.18	15.18	16.50	17.06
5	15.16	15.16	15.76	16.79	15.57	15.33	15.33	15.57
6	13.14	14.12	14.12	14.35	15.16	16.22	16.26	15.73
7	14.87	15.47	15.47	15.47	14.87	14.12	14.68	14.87
8	12.72	12.48	12.62	11.29	13.11	13.67	13.67	13.91
9	14.68	14.68	15.76	15.46	15.18	15.98	15.46	16.49
10	14.68	15.16	15.76	15.98	15.98	15.85	16.78	16.26
11	14.44	14.87	15.24	15.70	16.38	15.57	15.57	15.98
12	14.68	14.44	14.59	15.18	14.65	15.33	15.70	15.46
13	15.16	15.76	15.24	15.46	14.65	15.70	15.50	16.18
14	15.24	15.70	17.03	15.18	15.57	15.98	15.98	16.18
15	14.44	15.24	14.71	14.43	15.17	15.50	15.66	15.66
16	13.31	13.87	13.83	14.42	14.95	14.92	14.69	14.40
17	13.60	13.60	14.12	13.83	14.16	13.31	13.35	13.63
18	11.62	11.97	12.48	13.60	13.87	14.71	13.31	13.91
19	11.97	11.97	12.22	11.93	12.48	13.83	13.43	14.12
20	12.45	12.45	12.99	13.37	13.94	14.95	15.39	16.22
21	12.99	12.99	12.99	13.37	13.14	13.14	14.35	14.35
22	12.99	13.37	13.37	13.37	13.37	13.37	13.94	14.35
23	12.45	12.45	12.45	12.45	12.45	13.37	13.94	14.35
24	12.45	12.45	12.45	12.99	14.35	14.35	14.12	13.83
25	11.35	12.22	12.72	13.14	14.87	15.70	15.85	16.50
26	13.14	14.12	14.68	14.87	16.79	16.22	16.95	16.95
27	15.47	14.87	15.47	15.47	15.47	15.47	14.87	14.44
28	12.22	12.22	13.67	12.85	12.62	13.60	14.16	14.95
29	14.35	14.95	14.68	15.47	15.47	15.70	16.61	14.65
30	13.83	14.44	14.87	14.16	14.16	14.95	14.71	15.57
平均 Mean	13.43	13.75	14.07	14.17	14.44	14.66	14.93	15.07

月逐日絕對濕度 (mm)

the Month to June, 1937. (mm)								Mean
14	15	16	17	18	19	20	21	
11.69	11.69	11.35	11.35	11.35	10.90	10.90	11.13	11.15
14.87	15.24	15.18	14.95	15.24	15.47	15.15	14.68	13.91
13.09	14.23	13.99	13.38	13.91	13.91	14.07	14.59	14.42
16.78	16.26	15.73	14.52	15.05	14.65	15.18	15.46	15.47
15.35	15.95	14.71	14.95	14.95	15.24	14.59	14.87	15.31
15.73	15.73	15.46	15.46	15.70	15.33	15.57	15.85	15.25
15.24	15.18	14.91	14.91	14.71	14.35	13.87	14.16	14.83
15.03	14.19	14.19	14.19	13.54	14.43	14.07	14.35	13.47
16.78	16.50	16.22	16.38	15.70	15.70	14.87	15.16	15.69
15.98	17.73	17.23	15.70	15.33	14.65	14.71	14.95	15.80
15.98	15.73	15.98	16.28	15.98	15.35	15.18	15.46	15.60
15.98	16.42	16.42	15.17	15.46	15.95	14.65	14.71	15.24
15.66	15.66	15.29	15.20	15.59	15.73	15.46	15.98	15.50
16.20	15.65	16.48	16.18	15.73	15.70	15.95	14.42	15.17
15.38	16.20	15.66	14.92	15.20	14.23	14.42	14.65	15.09
15.09	15.09	15.09	14.40	13.48	14.52	13.38	13.91	14.33
15.47	14.68	15.83	14.44	15.98	14.87	14.44	13.83	14.20
13.84	13.67	14.19	12.83	13.65	13.63	13.63	13.03	13.37
13.67	13.14	13.14	13.14	13.94	13.94	13.37	13.37	13.10
15.16	14.95	16.03	16.03	15.59	15.39	15.39	14.95	14.69
14.95	13.94	13.37	13.94	13.37	13.37	13.37	13.37	13.56
14.68	14.68	15.16	15.16	14.42	14.35	13.94	13.37	13.97
14.35	13.64	13.37	13.94	13.37	12.45	12.45	12.45	13.14
11.44	14.87	14.87	14.87	14.42	13.67	13.67	13.94	13.84
12.06	15.98	17.23	15.33	14.65	15.85	14.95	15.24	14.92
16.42	16.42	16.18	15.46	15.70	16.22	16.50	15.85	15.78
14.14	14.87	15.24	15.24	14.59	14.77	14.87	14.44	14.53
15.18	14.43	15.83	15.70	15.24	14.87	14.68	15.16	14.21
15.33	15.05	15.05	15.57	14.94	15.18	15.46	15.70	15.26
15.33	15.98	16.22	15.33	15.33	15.85	14.71	14.71	15.01
15.10	15.13	15.12	14.83	14.71	14.66	14.42	14.46	14.56

中華民國二十六年

Relative humidity of every day, in

日 D.	1	2	3	4	5	6	7	8	9	10	11	12
1	90.9	91.0	90.9	90.7	90.2	90.5	90.6	90.1	90.5	89.9	85.0	82.0
2	87.2	88.0	88.2	89.5	90.0	91.0	90.7	90.3	90.0	90.9	87.5	87.5
3	85.1	85.1	85.0	83.3	86.0	87.4	87.6	87.5	82.0	76.0	70.2	67.2
4	82.4	83.0	85.0	86.3	85.4	85.9	85.0	84.9	78.0	72.0	71.3	72.5
5	82.2	82.0	83.0	84.2	84.0	84.0	84.6	82.5	75.3	71.0	72.9	67.0
6	82.4	84.0	84.4	85.3	85.7	86.0	85.8	85.0	78.0	72.5	65.0	61.0
7	83.2	81.0	80.7	81.5	81.5	82.5	82.0	81.2	80.0	80.5	86.0	79.0
8	75.1	75.5	76.5	78.0	80.1	81.0	79.0	72.5	62.0	56.0	54.0	54.5
9	78.2	79.9	79.9	80.0	80.6	81.0	82.5	84.0	73.2	71.8	65.5	62.0
10	84.5	84.0	84.0	84.0	84.0	84.0	84.2	82.4	79.5	75.4	69.8	65.2
11	78.8	80.0	82.0	82.3	82.4	82.3	82.6	79.5	77.6	77.5	69.4	69.0
12	80.3	81.0	80.8	80.9	82.2	82.5	82.0	79.0	69.4	64.8	61.2	60.0
13	72.5	76.9	77.7	80.0	81.0	82.5	82.5	77.5	70.4	67.0	58.2	54.8
14	72.5	73.0	74.1	75.2	76.0	77.5	78.0	75.8	72.8	68.6	65.3	59.2
15	71.6	72.5	73.0	74.0	75.0	77.0	75.8	72.8	67.9	57.8	52.2	49.0
16	67.4	68.0	68.6	70.0	71.8	72.6	72.0	55.5	57.2	51.2	48.0	46.2
17	66.7	69.0	70.3	72.0	72.3	72.8	75.5	40.0	70.8	77.0	72.5	69.0
18	76.0	76.2	77.5	78.0	78.0	79.6	80.9	75.0	68.6	64.5	58.0	52.5
19	65.8	79.8	82.2	82.4	82.1	82.0	82.2	79.8	77.0	78.4	76.7	81.6
20	84.0	84.9	85.1	86.0	86.0	86.1	87.3	87.2	86.0	85.2	84.0	82.2
21	85.0	85.0	85.0	85.2	85.5	85.9	87.6	85.2	85.1	85.3	85.3	85.0
22	85.0	85.0	85.0	85.0	85.0	85.0	85.0	84.4	81.3	81.0	84.5	85.0
23	83.0	84.0	84.5	85.0	85.0	85.0	85.1	86.2	87.2	87.0	86.0	85.0
24	85.1	85.0	85.2	85.2	85.3	85.7	85.8	85.8	84.0	77.7	76.0	75.8
25	83.0	83.9	84.3	84.5	84.7	84.9	85.0	84.4	82.2	75.6	70.9	68.0
26	80.0	80.1	81.0	81.5	82.5	82.5	84.7	83.6	76.2	72.0	65.2	61.2
27	77.5	78.8	79.2	79.6	80.6	80.0	80.6	83.0	83.0	83.9	82.6	82.5
28	85.0	85.0	85.0	85.3	85.0	83.0	82.5	82.3	79.8	77.6	77.1	76.0
29	85.4	85.5	85.6	85.7	83.7	85.6	85.9	79.9	80.7	81.2	77.5	72.5
30	78.3	78.9	78.8	79.2	81.1	81.4	82.2	81.9	78.1	75.2	71.1	70.0
平均 Mean	79.8	80.9	81.5	82.0	82.5	83.0	83.2	81.6	77.9	74.8	71.6	72.7

六月逐日相對濕度 (%)

the Month of June, 1937. (%)													
13	14	15	16	17	18	19	20	21	22	23	24	日 Mean	月 Mean
78.9	78.0	79.0	79.0	80.6	89.5	83.0	84.6	85.0	85.0	85.0	85.1	85.6	85.6
82.0	77.3	76.0	72.0	72.0	72.5	77.0	89.2	82.5	83.0	84.0	85.0	83.8	83.8
81.5	61.5	38.0	37.8	69.0	69.5	65.5	72.0	77.5	78.0	80.2	82.0	74.9	74.9
89.6	65.6	69.2	35.0	35.0	56.2	60.3	79.9	77.3	78.8	79.8	81.2	74.5	74.5
67.3	55.9	72.2	73.0	71.6	79.9	74.0	75.8	80.9	71.5	80.0	80.6	76.8	76.8
53.2	53.0	32.6	32.7	57.9	39.9	63.2	70.4	74.0	74.8	77.5	78.5	71.8	71.8
70.8	71.0	71.8	70.0	69.8	69.3	71.0	72.3	74.0	75.1	74.0	74.0	77.0	77.0
35.0	32.5	14.0	54.7	33.0	37.5	60.3	64.5	67.4	69.0	73.0	78.0	66.1	66.1
63.5	68.7	71.0	68.9	77.5	77.5	79.0	85.2	85.3	84.9	84.9	85.0	77.5	77.5
37.2	69.9	76.3	63.2	63.2	67.2	72.9	76.0	78.5	78.3	78.0	74.8	74.8	74.8
63.0	60.0	38.3	38.6	60.6	61.9	66.8	70.0	73.2	77.0	77.0	79.0	73.0	73.0
37.2	53.3	33.8	54.9	32.7	53.0	37.7	66.3	62.5	66.6	68.0	70.0	67.2	67.2
51.0	59.1	39.5	49.0	48.8	49.7	57.7	45.3	60.9	63.5	70.0	72.5	65.0	65.0
73.0	59.2	39.0	49.2	59.0	52.5	36.5	60.0	64.2	65.5	67.0	70.0	64.5	64.5
38.9	48.2	46.2	46.0	46.0	59.9	52.4	38.0	59.9	69.1	62.5	65.2	59.8	59.8
15.0	42.4	42.2	42.0	42.3	44.3	47.0	50.0	54.2	58.9	69.7	62.8	56.3	56.3
71.0	80.9	80.7	82.0	89.5	80.0	75.0	74.7	71.8	74.5	74.7	75.0	75.1	75.1
47.3	45.2	47.2	50.5	39.0	51.8	52.6	35.5	55.8	60.2	63.0	64.0	62.9	62.9
89.0	82.2	81.7	84.9	84.6	83.6	83.6	83.8	84.0	83.8	83.2	83.5	81.2	81.2
89.0	81.8	83.8	83.6	82.3	82.0	82.0	82.2	85.0	84.9	85.0	85.0	84.2	84.2
84.8	81.0	84.0	83.0	82.5	82.0	82.5	82.7	83.8	84.0	84.1	84.4	84.5	84.5
84.0	84.0	79.0	76.2	77.3	77.5	89.4	81.0	80.7	81.8	82.9	82.3	82.5	82.5
82.9	84.5	84.0	84.0	83.8	83.8	83.5	84.4	84.5	84.5	85.0	85.1	84.8	84.8
75.9	73.3	74.8	74.0	76.5	78.3	81.8	82.9	83.0	83.0	83.3	83.2	81.2	81.2
66.9	64.2	62.0	60.2	59.0	60.0	67.8	70.3	75.4	74.0	77.0	78.0	74.4	74.4
57.0	56.9	54.0	53.0	55.3	57.4	64.2	79.0	70.0	70.6	73.0	75.1	70.3	70.3
82.1	82.4	89.0	75.1	76.4	77.6	77.6	89.0	81.8	82.5	82.5	84.8	80.6	80.6
75.0	72.8	72.1	70.2	81.9	82.0	83.2	85.0	85.0	85.0	85.1	85.2	81.1	81.1
67.3	65.1	65.0	62.5	63.3	68.0	70.9	72.7	74.8	75.0	76.0	77.2	76.5	76.5
70.9	65.6	63.6	63.2	60.8	64.1	65.0	66.3	70.0	72.4	75.0	77.0	72.9	72.9
67.1	66.9	66.4	64.9	65.9	66.9	69.6	72.4	74.6	75.8	77.1	78.3	74.7	74.7

中華民國二十六年六月逐日能見度

Visibility of every day, in the Month of June, 1937.

日 D.	6	7	8	9	10	11	12	13	14	15	16	17	18	平均 Mean
1	5	5	5	3	5	6	7	8	8	7	7	7	6	6.1
2	5	2	2	3	4	6	6	7	7	8	8	8	7	5.6
3	5	5	7	7	8	8	6	8	8	8	8	8	8	7.3
4	5	5	7	8	8	8	8	8	8	8	8	8	8	7.5
5	7	8	8	8	7	7	8	8	7	7	8	8	8	7.6
6	7	6	6	7	7	8	8	9	9	9	9	9	8	7.9
7	6	6	6	5	4	5	7	7	8	8	8	8	7	6.1
8	6	6	6	7	8	8	8	8	8	8	8	8	8	7.3
9	6	5	5	7	6	7	7	7	8	8	8	8	8	6.4
10	6	6	6	6	7	8	8	8	8	8	8	8	8	7.4
11	7	7	7	6	7	9	9	9	9	9	9	9	9	8.2
12	7	7	7	7	8	8	8	8	9	9	9	9	8	8.0
13	7	8	8	8	8	9	9	9	9	9	9	9	9	8.5
14	7	8	8	8	8	9	9	9	9	9	9	9	9	8.3
15	8	8	8	8	8	9	9	9	9	9	9	9	9	8.7
16	8	8	8	9	9	9	9	9	9	9	9	9	9	8.8
17	6	6	6	5	5	5	5	5	5	5	5	5	5	5.2
18	5	5	5	5	5	6	7	8	8	8	8	8	6	6.7
19	5	5	5	5	4	4	5	5	5	5	5	5	4	4.8
20	5	5	5	5	4	4	5	5	5	5	5	5	5	4.9
21	5	5	4	2	2	2	3	5	5	5	5	6	6	4.2
22	5	5	3	3	3	3	3	5	6	7	7	7	6	4.8
23	5	5	5	3	5	5	5	5	5	5	5	4	4	4.7
24	5	5	5	3	6	6	7	7	8	8	8	8	5	6.0
25	7	7	7	8	8	9	9	9	9	9	9	9	9	8.4
26	4	6	5	6	8	8	9	9	9	9	9	8	9	7.6
27	5	5	5	8	5	5	7	7	7	7	7	7	8	6.2
28	6	5	5	6	7	7	7	7	7	7	6	8	4	5.8
29	4	4	5	5	7	7	7	7	7	8	8	8	6	6.4
30	7	4	5	5	7	7	6	8	9	9	9	9	9	7.7
平均 Mean	5.8	5.6	5.8	5.9	6.4	6.6	7.2	7.5	7.4	7.5	7.6	7.3	6.5	6.8

中華民國二十六年

Wind Direction and Wind Velocity of

時 H.	6		7		8		9		10		11		12		13	
	向	速	向	速	向	速	向	速	向	速	向	速	向	速	向	速
D	Dir.	Vel.	Dir.	Vel.	Dir.	Vel.	Dir.	Vel.	Dir.	Vel.	Dir.	Vel.	Dir.	Vel.	Dir.	Vel.
1	NNE	0.5	NNE	0.4	ESE	0.6	ENE	1.0	ENE	0.4	SE	0.5	SE	0.4	SE	0.5
2	ESE	0.3	ESE	0.3	ESE	0.4	ESE	0.4	ESE	0.4	ESE	0.7	SSE	2.0	SSE	3.1
3	SSE	0.3	S	1.4	SW	3.0	SSE	1.5	SSW	3.5	SSW	8.5	SSW	4.7	SSE	15.8
4	C	0.0	S	1.4	S	4.4	S	1.5	S	3.9	S	6.0	ESE	2.0	SSE	2.5
5	S	0.3	S	3.3	S	5.0	S	4.7	S	5.0	S	4.6	WSW	2.7	SSW	2.9
6	NNE	0.4	NNE	0.5	SSW	0.6	S	4.4	SW	2.1	SSW	7.9	SSE	3.6	SSW	4.8
7	SSW	0.4	NNE	0.9	SSW	1.1	SE	1.4	E	1.4	E	1.9	NE	4.4	E	1.7
8	NNE	0.4	NNE	1.1	NNE	1.6	SE	0.7	NNE	2.1	NNE	1.6	NE	1.3	SSW	2.0
9	SSE	0.6	S	0.4	WSW	0.9	SSW	2.2	SSW	3.4	SSE	4.1	SSE	4.7	SSW	8.3
10	SW	0.5	SW	0.6	SW	1.0	SSW	2.1	S	9.7	SSW	8.1	SSW	7.7	SSW	12.0
11	SSW	5.7	SSW	7.9	SSW	5.9	SSW	10.0	SW	6.0	SW	10.0	SW	8.4	SW	11.6
12	SSW	2.4	SSW	5.1	SW	4.8	SW	7.1	SW	6.7	SW	9.7	SSW	2.9	SW	9.6
13	SSW	2.7	SSW	1.0	SSW	6.7	SSW	8.1	SSW	7.5	SSW	5.6	SW	6.9	S	11.1
14	SW	2.0	SSW	2.8	SW	3.2	SSW	4.3	SSW	7.4	W	8.9	SSW	10.2	SSW	9.5
15	C	0.0	SSW	5.1	SSW	6.3	SSW	6.4	SSW	9.2	SSW	8.1	SSW	5.8	SW	8.0
16	SSW	0.8	SSW	6.9	SW	8.0	SSW	8.6	SW	5.9	W	4.7	WSW	11.2	WSW	9.5
17	NNE	0.5	NNE	0.6	NNE	1.8	NNE	0.4	ESE	0.5	NE	1.0	ENE	1.2	NNE	2.5
18	NW	0.3	NW	0.4	N	0.3	SW	2.0	S	2.9	SE	4.0	S	3.7	WSW	0.8
19	NNE	0.3	N	0.5	NNE	1.4	NNE	0.5	NNE	0.4	NNE	0.9	NNE	0.7	S	2.4
20	N	0.4	N	0.4	NNE	0.5	NNE	0.6	NNE	0.4	E	2.5	SW	1.0	SW	1.3
21	NNK	0.3	NNE	0.3	NNE	0.4	SW	0.9	SW	0.5	N	0.3	NE	0.7	NNE	0.5
22	NNK	0.4	NNE	0.5	NW	0.4	W	0.4	WSW	9.3	WNW	0.3	WSW	0.5	SSW	0.4
23	E	0.3	NNE	0.4	NW	0.4	NE	0.9	NNE	0.5	N	0.3	NNE	0.5	NNE	0.4
24	NNK	0.3	C	0.0	NNE	0.5	WSW	0.4	SSW	1.5	NW	1.2	NW	0.6	SSW	1.3
25	NW	0.4	NW	0.3	NW	0.6	NW	0.5	SW	0.7	WSW	0.6	SSW	4.7	S	4.9
26	NNE	0.4	ENE	0.5	SK	0.4	ESE	0.5	SSE	2.3	SW	1.4	SE	2.4	E	1.3
27	NNW	0.4	WNW	0.4	WNW	0.5	NW	0.6	NW	0.4	N	1.2	N	1.0	WNW	0.5
28	N	0.3	N	0.5	E	0.3	E	0.9	NE	1.2	NNE	0.5	F	2.3	SE	2.0
29	NE	0.3	NE	0.3	NE	0.4	E	1.2	S	1.7	ESE	1.1	SSW	2.1	SE	2.4
30	SSE	0.4	SSE	0.3	SSE	7.0	S	4.2	S	4.4	S	8.9	S	11.6	S	7.0
平均 Mean		0.8		1.5		2.4		2.6		3.1		3.8		4.0		4.7

六月逐日風向及風速

every day, in the Month of June, 1937.

14		15		16		17		18		19		20		21		平均
風向	速	風向	速	風向	速	風向	速	風向	速	風向	速	風向	速	風向	速	
Dir.	Vel.	Dir.	Vel.	Dir.	Vel.	Dir.	Vel.	Dir.	Vel.	Dir.	Vel.	Dir.	Vel.	Dir.	Vel.	Mean
S	4.6 SE	2.0 S	1.8 SE	1.0 SSE	1.3 SE	2.0 ESE	0.7 ESE	0.4	1.2							
SSE	4.1 SSW	2.3 SSE	0.9 SE	0.5 S	0.5 SE	0.4 SE	0.4 SE	0.3	1.1							
SW	13.1 SSW	0.6 S	0.5 S	9.6 S	4.6 S	2.8 S	2.1 S	3.0	5.5							
SSE	2.8 SSE	2.5 S	7.2 S	5.0 SSE	4.2 S	2.5 S	2.6 S	4.6	3.3							
SSW	7.9 W	4.7 S	8.3 S	5.0 SSW	1.1 SW	1.0 SW	0.7 SSW	0.6	3.7							
SSW	11.1 S	13.6 S	5.4 S	5.7 SSE	7.3 S	2.8 S	5.0 S	2.2	4.8							
SE	3.6 SE	3.2 E	1.4 E	0.8 E	1.6 E	0.7 E	0.8 E	0.3	1.6							
SSW	2.5 SSW	1.8 N	0.6 NW	1.6 SSW	1.0 SSW	1.2 SSW	0.4 SSW	0.3	1.3							
WSW	5.2 SSW	3.2 SSW	5.7 S	8.5 SE	1.4 S	7.0 SSW	1.0 SSW	1.1	3.6							
SSW	13.0 S	9.8 S	8.7 S	8.7 SSW	8.0 SSW	7.9 SSW	9.3 SSW	6.9	7.1							
SSW	12.8 SSW	11.1 SSW	11.0 SSW	4.7 SW	7.4 SSW	6.8 SSW	7.1 SW	2.7	8.1							
SW	7.2 SW	12.1 SSW	13.3 SW	8.1 W	8.5 SSW	4.9 SSW	4.2 SSW	5.6	7.8							
SSE	5.0 SSW	6.9 SSW	7.9 SSW	7.3 SSW	5.3 SSW	5.3 SSW	10.4 SSW	4.8	6.6							
S	12.9 SSW	11.0 SW	8.1 SW	9.8 SW	10.3 SW	8.2 SSW	5.3 SSW	2.0	7.3							
SW	6.0 SW	10.1 SW	13.6 WSW	6.5 WSW	11.7 SW	6.2 SW	5.0 WSW	2.8	7.0							
SW	13.4 SW	9.5 SW	12.6 SW	13.6 WSW	12.9 WSW	5.6 W	6.2 WSW	4.6	8.5							
NE	0.3 ESE	2.0 NNE	2.8 NNW	2.1 NNW	3.7 NNW	2.6 N	0.3 N	0.3	1.4							
W	1.9 SSW	4.4 SSW	1.2 E	1.4 SE	1.9 E	0.5 ESE	0.6 NE	0.4	1.7							
ENE	1.3 NNE	0.4 NNE	1.3 NNE	0.4 NNE	0.4 NNE	0.4 NNE	0.3 NNE	0.3	0.7							
SW	2.5 S	0.3 S	0.3 S	2.3 S	2.1 SSE	1.6 SSE	1.1 SSE	0.5	1.1							
NNE	0.4 N	0.6 NE	0.4 NNE	0.4 NNE	1.0 NNE	0.5 NNE	0.4 NNE	0.6	0.5							
SW	0.5 SW	2.0 SW	2.7 WSW	1.3 WNE	0.7 NNE	0.6 NNE	0.4 NNE	0.3	0.7							
ENE	0.4 N	0.7 NNE	0.5 NNE	0.6 NNE	0.4 NNE	0.4 NNE	0.4 NNE	0.3	0.4							
SW	0.4 WSW	0.3 W	1.5 W	0.3 N	4.7 N	0.9 N	0.5 N	0.3	0.9							
SSE	3.5 SW	1.4 SE	3.2 SE	8.2 S	6.7 SSE	2.4 SSW	0.3 SSW	0.2	2.6							
E	2.0 SE	2.6 S	8.7 SSW	7.2 SSW	8.4 SSW	4.6 SSW	2.1 S	3.5	3.0							
NW	0.8 NW	1.0 SW	3.2 SSW	2.3 S	5.4 S	0.3 S	0.7 ESE	0.3	1.2							
ENE	2.0 NE	0.3 ENE	0.7 S	2.2 NE	1.7 NNE	0.4 N	0.4 NNE	0.3	1.1							
ENE	1.4 S	4.7 E	2.5 E	1.1 ESE	1.1 E	1.4 SE	1.1 SSW	3.4	1.7							
S	5.4 SE	3.9 SSW	6.5 SSW	7.1 SSW	7.0 SW	1.4 SW	0.8 SW	1.5	5.3							
	5.0	4.6	5.0	4.5	4.5	2.8	2.6	1.8	3.4							

中華民國二十六年

		Rainfall Amount, in the							
日 D	昨日 21-6	本日 21-6	6-7	7-8	8-9	9-10	10-11	11-12	12-13
1	7.4		0.2	0.4	0.3	0.1			
2	1.9		0.1	0.3	0.4	0.7	0.1	0.1	
3	T					T	T		
4						T	0.3	1.3	
5						T	0.1		T
6									
7						3.1	0.5	0.1	
8									
9	0.3			0.3		T			0.2
10	T		T	T					
11						T		T	
12									
13									
14									
15									
16									
17			T	T	0.1	T	0.1	T	T
18	T								
19	8.4		0.1	T	T	0.5	0.4	0.1	1.0
20	12.2		1.3	1.1	0.1	0.1	T	0.3	0.4
21	11.8		3.2	1.8	0.8	1.6	2.0	4.9	3.9
22	0.2		0.1	0.4	0.9	1.1	1.3	0.9	0.4
23	6.2		0.9	1.5	1.6	1.4	1.0	1.1	0.5
24	1.7		0.2	0.2	T		T	T	T
25	1.3								
26									
27			T	1.7	1.2	1.5	1.4	0.7	2.0
28	4.5		T			0.1			T
29	0.1					0.1	T		
30	T		T	T		T	T		T
總計 Total	56.0		6.1	7.7	5.4	9.6	7.2	9.5	8.4

六月逐日雨量 (mm)

Month of June, 1937. (mm)

13-14	14-15	15-16	16-17	17-18	18-19	19-20	20-21	總計 Total	日期 Date
	T					T		8.4	1
								3.0	2
								T	3
	0.1	T	T					1.6	4
								0.2	5
									6
								3.7	7
									8
0.4	0.2	0.1	0.7	T	T	4.0	0.4	6.6	9
	1.0	T						1.0	10
								T	11
									12
									13
									14
									15
									16
0.3	3.0	0.3	0.1	T				3.9	17
								T	18
0.5	1.4	0.4	0.4	0.4	0.1	T		13.7	19
0.1	2.2	0.3	0.1	0.1	T		2.3	20.6	20
									21
0.8	0.7	0.8	0.1	T				32.4	21
T	T	T	T	T	0.1	0.1	T	5.5	22
1.3	1.1	0.6	0.4	0.4	0.5	0.5	0.2	19.2	23
T	T	T	T	0.4	0.8	0.3	0.1	3.7	24
								1.3	25
									26
1.4	0.2	T						10.1	27
T			6.2	0.5	0.1	8.7	0.1	20.1	28
								0.2	29
								T	30
4.8	9.9	2.5	8.0	1.8	1.6	13.6	3.1	155.2	總計 Total

中華民國二十六年六月

Daily Values of Meteorological Elements

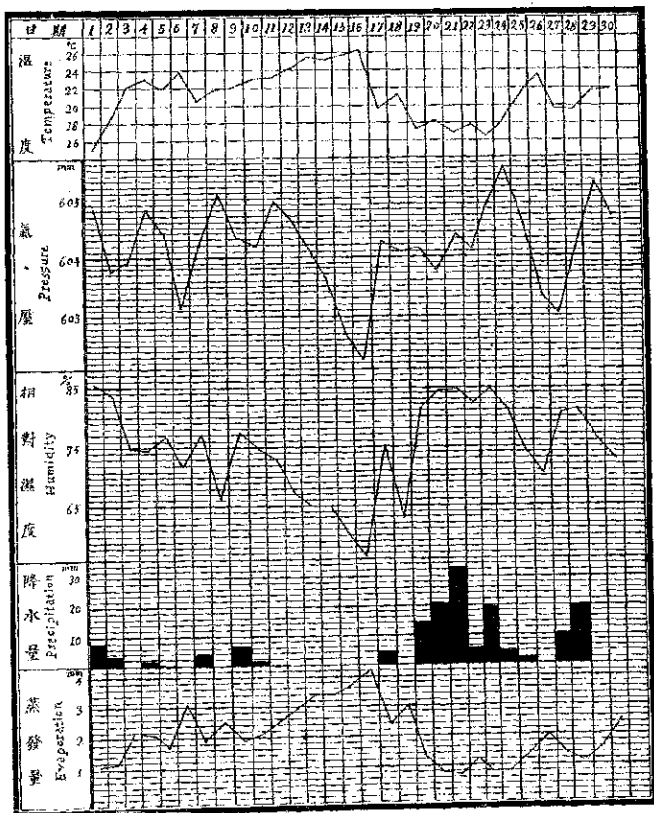
日期 Date	氣壓 pressure (600 mm+)	溫度 Temperature (°C)				日溫 Temp. (°C)	地溫 Temp. of the Depth of 100cm (°C)
		平均 Mean	最高 Max.	最低 Min.	較差 Range		
1	4.81	15.1	16.8	12.0	4.8	13.0	18.4
2	3.77	18.3	21.9	13.8	8.1	13.8	18.4
3	3.93	22.1	25.7	16.5	9.2	16.0	18.3
4	4.82	22.9	26.8	17.3	9.5	16.2	18.2
5	4.39	21.9	25.0	18.7	6.3	16.0	18.2
6	3.14	23.8	27.8	16.4	11.4	15.5	18.3
7	4.19	20.6	23.0	18.0	5.0	17.2	18.4
8	5.08	21.9	24.6	16.6	8.0	16.2	18.4
9	4.33	22.1	26.3	18.0	8.3	16.4	18.4
10	4.19	22.9	26.5	18.0	8.5	17.2	18.5
11	4.96	23.1	26.5	18.2	8.3	17.7	18.5
12	4.63	24.1	27.4	18.4	9.0	17.5	18.6
13	4.10	25.4	28.9	18.0	10.9	17.0	18.7
14	3.61	25.2	29.2	20.2	9.0	17.9	18.8
15	2.72	25.7	29.4	18.8	10.6	17.0	18.8
16	2.26	26.2	29.8	19.0	10.8	17.2	18.9
17	4.24	19.7	23.5	18.4	5.1	15.2	19.0
18	4.10	21.2	25.5	14.3	11.2	13.0	19.1
19	4.15	17.3	21.3	15.5	6.0	14.2	19.1
20	3.74	18.2	21.0	15.0	6.0	14.8	19.0
21	4.37	16.9	18.8	15.4	3.4	15.3	18.9
22	4.13	17.8	19.8	15.1	4.4	15.0	18.8
23	4.91	16.4	18.3	15.0	3.3	15.0	18.8
24	5.53	18.1	20.5	14.8	5.7	14.3	18.6
25	4.66	21.3	25.2	14.6	10.6	14.3	18.4
26	3.34	23.4	27.2	16.4	10.8	15.0	18.3
27	3.04	19.7	23.4	18.4	5.0	18.2	18.4
28	4.14	19.6	23.4	15.6	7.8	15.8	18.4
29	5.28	21.6	24.9	17.4	7.5	16.7	18.4
30	4.69	21.9	24.7	18.2	6.5	17.2	18.6
總數或平均 T. or M.	4.18	21.1	24.4	16.7	7.7	15.9	18.6

逐日氣象平均要素表

in the Month of June, 1937.

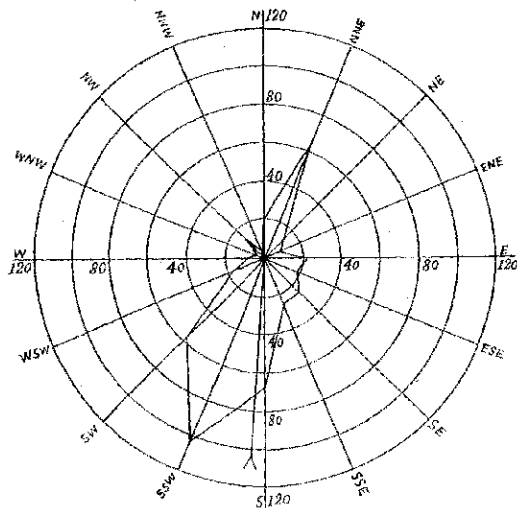
溫 度		雲量 Amount of cloud 0...10	風		雨		能見度 Vis. 0...9	蒸發量 Amount of Evap. mm	雜項 Miscell- aneous Informa- tions
絕對 Absolute °m	相對 Relative %		平均風速 Mean vel. m/s	風向 Dir. Dumita	雨量 Amt. mm.	雨時 Dur. h			
11.15	85.6	10.0	1.2	SE	8.4	10.3	6.1	1.1	☀️ ☁️ ☁️ ☁️ ☁️ ☁️ ☁️
12.91	83.8	8.5	1.7	ESE	3.0	6.6	5.6	1.2	
14.12	74.9	5.7	5.5	S	T		7.3	2.2	
15.47	71.4	4.9	3.3	S	1.6	0.6	7.5	2.1	
15.31	78.8	8.5	3.7	S	0.2	0.8	7.6	1.7	
15.25	71.8	5.6	4.8	S			7.9	3.1	
14.83	77.0	10.0	1.6	E	3.7	1.7	6.1	1.9	
13.47	66.1	9.7	1.3	SSW			7.5	2.5	
15.69	77.3	9.5	3.6	SSW	6.6	5.1	6.4	1.9	
15.80	74.8	8.3	7.1	SSW	1.0	0.2	7.4	2.1	
15.60	73.0	9.2	8.1	SSW	T		8.2	2.5	
15.24	67.2	7.3	7.8	S W			8.0	2.9	
15.50	65.0	9.4	6.6	SSW			8.5	3.4	
15.77	64.9	7.7	7.3	SSW			8.3	3.4	
15.09	69.8	6.7	7.9	SW			8.7	3.7	
14.33	36.3	4.5	8.5	SW			8.8	4.2	
14.29	75.1	9.9	1.4	NNE	3.9	3.7	5.2	2.4	
13.37	62.9	9.6	1.7	S	T		6.7	3.0	
13.10	81.2	10.0	0.7	NNE	13.7	11.8	4.8	1.3	
14.69	84.2	10.0	1.1	S	20.0	16.6	4.9	0.8	
13.36	84.5	10.0	0.5	NNE	32.4	16.4	3.2	0.7	
13.97	82.5	10.0	0.7	NNE	5.5	8.4	4.8	1.2	
13.14	84.8	10.0	0.4	NNE	19.2	22.0	4.7	0.8	
13.84	84.2	10.0	0.9	N	3.7	14.3	6.0	0.8	
14.32	74.4	3.3	2.6	NW	1.3	2.5	8.4	1.4	
15.78	70.3	4.3	3.0	SSW			7.6	2.0	
14.88	80.6	9.1	1.2	NW	10.1	6.0	6.2	1.4	
14.21	81.1	10.0	1.1	E	20.1	6.0	5.8	1.1	
15.26	76.3	9.1	1.7	E	0.2	1.2	6.4	1.6	
15.01	72.9	7.5	5.3	S	T		7.7	2.5	
14.26	74.7	8.3	3.4		153.2	134.2	6.8	60.9	

中華民國二十六年六月份各項氣象要素逐日變遷圖
 March of Different Meteorological Elements in the Month of June, 1937.



中華民國二十六年六月份風向圖

WIND ROSE FOR JUNE, 1937.



風向次數

Frequency

合成風向

Resultant Direction

方向 Dir.	N	NNE	NE	ENE	E	ESE	SE	SSE	S	SSW	SW	WSW	W	WNW	NW	NNW	V	C
次數 frequency	20	64	12	9	22	19	25	26	68	103	52	18	9	4	15	3		3
百分數 %	4.2	12.9	2.5	1.9	4.6	4.0	4.2	5.4	14.2	21.1	10.7	3.8	1.9	0.8	3.1	0.6		0.6

1937


年

2 卷 7-12 期

雲南省立
昆明測候所

氣象月報

第二卷 第七期



龔自知題



中華民國二十六年七月份

MONTHLY METEOROLOGICAL BULLETIN

OF

METEOROLOGICAL STATION OF YUNNAN PROVINCE,
KUNMING.

July, 1937.

VOL. 2, NO. 7.

目 次

Table of Contents

本月份天氣概況 *A Summary of Weather Conditions, during the
Month of July, 1937.*

本月份氣象概要 *Monthly Summary.*

氣壓 *Barometric Pressure.*

溫度 *Air Temperature.*

絕對濕度 *Absolute Humidity.*

相對濕度 *Relative Humidity.*

雲狀與雲向 *Cloud: Forms and Direction.*

雲量 *Cloud Amount.*

能見度 *Visibility.*

風向與風速 *Wind Direction and Velocity.*

雨量 *Amount of Rainfall.*

逐日氣象平均要素 *Daily Values of Meteorological Elements.*

凡例 *Explanatory Remarks.*

各項氣象要素變遷圖 *March of Different Meteorological Elements*

風向圖 *Wind Rose.*

民國二十六年七月份昆明天氣概況

一、概況

本月昆明天氣，晴天絕無，雨天十八日，完全同於去年，惟曇天少一日，陰天多一日，
 ① 全月降雨總量165m.m.比去年多33m.m.比歷年同月平均數，尚少44m.m.

氣溫平均比去年幾全相同，相差僅0.6°C極端最高溫度29°C.不及去年最高36°C.；有
 雷雨六日，雷聲十五日，閃電十日，日曇十三日，日暮五日，日霧二日，俱比去年為多；
 月內西伯利亞氣流已衰弱，太平洋氣流有時進俄至華北，赤道氣流常控制華中；低氣壓四
 次發育於華南；颶風兩次，影響昆明甚小。

一二日，低氣壓移來滇，昆明陰曇雨微；三四日，低壓發生於海濱江廣河河間；遂往
 西北高壓南下，低壓被迫往越過境，昆明降雨0.5m.m.五日，昆明氣溫低降至15.6°C.
 颶風由廣州上陸，抵梧州因於高壓，昆明得雨1.8m.m.六日，颶風合併於低壓，高氣壓過
 廣西區，昆明出現霧，日現曇華，雨得0.2m.m.七日，東京附近低壓發展，昆明降雨
 12.4m.m.

八日，赤道氣流強盛，勢轉西南，昆明曇華微見，降雨11.3m.m.九日，槽前低壓移
 直抵東北，昆明得雨2m.m.十日，西北高壓發展，低壓迫進重慶，昆明得雨2.8m.m.十一
 日，槽前氣流復盛，低壓牽上華中，昆明夜間雷雨大作，最多雨量31.4m.m.十二日雨
 過轉曇。

十三日，長江上游有高壓，鄂東有低壓，昆明天陰日華，雷雷閃電，微有雨勢；十四
 日，十五，十六日，中壓西移及東南，為低壓所隔，昆明連日天陰，日月生雲；十七日，太
 平洋高氣壓侵入黃河流域，昆明雷雨得量24.4m.m.十八日，得雨2.5m.m.十九日，太平
 洋氣流繞轉中東，低壓迫進華京，昆明得雨0.5m.m.二十日，太平洋高氣壓襲擊華南，
 昆明氣壓最高達606.46m.m.雷雨得量3.2m.m.二十一，二十二兩日，高氣壓過境，昆明天
 氣轉曇，尚有日強遠雷。

二十三日，熱氣流滿溢全國，颶風雲移東海，昆明氣溫最高達29°C.雷雨雨量25.5m.
 m.二十四日，又雷雨得量6.6m.m.十五時風力甚強，每小時達4.4m.二十五日，颶風攻擊
 日本，低壓發育於越南，昆明得雨6.9m.m.二十六日，低壓東進華南，昆明天陰日曇。

二十七日，西北高壓南圍發展，低壓南趨，昆明降雨15.1m.m.二十八日，高壓退縮
 ，昆明天氣轉曇；二十九日，低壓發展於海濱，昆明氣壓最低達600.66m.m.雷雷閃電
 ，雨微無量；三十日，低壓控制華南，昆明雷雨得量2.9m.m.三十一日，低壓中心直移
 桂西，昆明降雨7.0m.m.

中華民國二十六年七月氣象綱要
Monthly Summary for July, 1937.

		氣壓	Air Pressure		
極端最高	Extreme maximum	606.45mm	在20日 8-10時	on 20th 8-10h	
極端最低	Extreme minimum	600.66mm	在29日 16-17時	on 29th 16-17h	
平均 Mean	本年 Present	603.67mm			
	往年 Past	603.95mm			
		氣溫	Air Temperature		
極端最高	Extreme maximum	29.0°C	在23日 14時	on 23th 14h	
極端最低	Extreme minimum	15.6°C	在5日 6時	on 5th 6h	
最高平均	Mean maximum	26.6°C			
最低平均	Mean minimum	18.1°C			
平均 Mean	本年 Present	22.6°C			
	往年 Past	20.2°C			
		風	Wind		
最大風速	Maximum velocity	14.4m/s	在24日 15時	on 24th 15h	
合或風向	Resultant direction	S 12° 57' W			
		降水量	Precipitation		
雨量	Rainfall	165.0mm			
一日最多雨量	Greatest in 24 hours	31.4mm	在11日	on 11th	
標準雨量	Normal Rain	209.0mm			
		雜記	Miscellaneous Informations		
晴天日數	Clear days				0
曇天日數	Partly cloudy days				7
陰天日數	Cloudy days				6
雨天日數	Rainy days				18
有雷雨日數	Days with thunderstorm				6
有雷聲日數	Days with thunder				15
有閃電日數	Days with lightning				10
有霧日數	Days with mist				23
有霾日數	Days with fog				4
有濕霧日數	Days with wet fog				1
有露日數	Days with dew				5
有日暈日數	Days with solar halo				13
有日華日數	Days with solar corona				5
有月暈日數	Days with lunar halo				2
有虹日數	Days with rainbow				5

中華民國二十六年

Barometric pressure of every day in

時日 D	1	2	3	4	5	6	7	8	9	10	11	12
1	4.4	4.1	4.0	3.9	3.9	4.26	4.66	5.16	5.16	5.06	4.66	4.26
2	2.9	2.9	2.8	2.8	2.8	2.86	2.86	3.36	3.36	3.06	3.06	2.56
3	2.1	2.1	2.1	2.2	2.3	2.36	2.36	2.76	2.76	2.66	2.56	2.36
4	2.8	2.7	2.6	2.7	2.9	3.26	3.56	3.96	4.36	4.46	4.26	4.46
5	5.0	4.8	4.7	4.9	5.1	5.26	5.56	5.76	5.86	5.56	5.46	5.06
6	5.0	4.9	4.8	4.7	4.8	4.95	5.16	5.26	6.36	5.86	5.56	5.46
7	5.2	5.2	5.2	5.1	5.1	5.36	5.56	5.76	5.86	5.86	5.96	5.46
8	5.0	4.9	4.8	4.8	4.9	5.36	5.46	5.56	5.76	5.46	5.26	4.76
9	4.9	4.7	4.6	4.4	4.4	4.86	5.16	5.26	5.36	5.26	5.26	4.76
10	4.7	4.6	4.6	4.6	4.8	4.96	5.06	5.26	5.36	5.26	5.16	4.96
11	5.4	5.4	5.0	5.0	5.1	5.26	5.36	5.46	5.66	5.56	5.46	5.16
12	4.0	3.7	3.4	3.6	3.3	4.16	4.26	4.36	4.56	4.26	4.16	3.86
13	4.1	4.5	4.5	4.5	4.5	4.66	4.76	4.96	5.16	5.16	4.86	4.56
14	3.9	3.8	3.8	3.8	3.8	4.05	4.26	4.26	4.26	4.16	3.86	3.46
15	3.2	3.1	3.2	3.3	3.3	3.56	3.76	3.86	3.96	3.86	3.76	3.46
16	3.7	3.6	3.6	3.5	3.6	3.86	4.16	4.56	4.36	4.26	4.06	3.76
17	3.6	3.4	3.2	3.3	3.3	3.46	3.56	3.66	4.06	3.96	3.76	3.46
18	3.9	3.6	3.6	3.4	3.3	3.76	4.26	5.56	4.86	4.56	4.46	4.06
19	4.7	4.4	4.2	4.3	4.4	4.86	5.16	5.46	5.56	5.56	5.36	5.16
20	5.3	5.3	5.2	5.2	5.3	5.66	6.16	6.46	6.46	6.46	6.36	5.96
21	6.0	5.4	5.1	5.2	5.3	5.36	5.66	5.66	6.06	5.96	5.66	5.46
22	4.2	4.0	3.7	3.6	3.3	3.16	3.36	3.46	3.66	3.56	3.26	2.76
23	3.1	3.0	2.8	2.7	2.6	2.76	2.96	3.16	3.26	3.36	3.06	2.76
24	2.9	2.7	2.6	2.5	2.6	3.16	3.36	3.96	4.16	3.86	3.66	3.36
25	3.9	3.7	3.5	3.5	3.5	3.76	3.96	4.26	4.36	4.56	4.46	4.16
26	4.0	3.9	3.9	3.8	3.8	3.96	3.86	4.06	4.26	4.26	3.96	3.66
27	4.0	3.9	3.6	3.5	3.6	3.56	3.76	3.96	4.06	3.96	3.76	3.46
28	3.3	2.8	2.6	2.8	3.0	3.16	3.26	3.46	3.56	3.56	3.36	3.06
29	2.6	2.3	2.0	2.0	2.0	2.66	2.66	2.86	2.86	2.86	2.76	2.46
30	2.5	2.5	2.5	2.6	2.6	2.86	2.76	2.96	3.06	3.16	2.96	2.66
31	2.7	2.6	2.4	2.3	2.0	2.26	2.36	2.66	2.86	2.86	2.86	2.36
平均 Mean	4.0	3.8	3.7	3.7	3.7	3.99	4.16	4.44	4.52	4.46	4.29	3.98

七月逐日氣壓 (600mm+)

the Month of July, 1937. (600mm+)

13	14	15	16	17	18	19	20	21	22	23	24	平均 Mean
3.76	3.66	3.16	2.76	2.46	2.26	2.76	2.96	3.06	3.1	3.2	3.0	3.74
2.36	1.96	1.46	1.26	1.06	1.06	1.36	1.66	1.96	2.3	2.2	2.1	2.33
2.16	1.96	1.66	1.36	1.46	1.56	2.06	2.16	2.36	2.9	2.9	2.9	2.25
1.26	4.26	4.06	3.76	3.66	3.56	4.46	4.66	5.46	5.4	5.3	5.3	4.03
4.76	4.36	3.96	3.66	3.66	3.56	3.96	4.26	4.86	5.2	5.2	5.1	4.82
5.06	4.86	4.16	3.56	3.26	3.36	3.16	3.86	4.86	5.2	5.2	5.2	4.74
5.26	5.86	4.46	4.06	3.76	3.86	4.16	4.16	4.96	5.1	5.2	5.1	5.04
1.46	3.96	3.36	2.96	2.86	2.96	3.36	4.06	4.36	4.6	4.8	4.9	4.53
4.46	4.06	3.36	2.86	2.66	2.66	2.86	3.66	4.06	4.7	4.9	4.8	4.32
4.56	4.16	3.46	3.06	3.06	3.36	3.66	4.36	5.06	5.2	5.3	5.4	4.58
4.66	4.16	3.56	2.86	2.66	2.66	2.96	3.36	4.06	4.3	4.3	4.2	4.48
3.46	3.26	2.56	2.36	2.16	2.46	3.36	3.26	4.06	4.3	4.5	4.5	3.68
1.46	3.66	3.16	2.76	2.56	2.76	3.16	3.26	3.56	3.7	3.8	3.9	4.05
3.26	3.26	2.56	2.36	2.06	2.16	2.26	2.56	2.66	3.3	3.4	3.3	3.35
3.26	2.96	2.96	2.56	2.66	2.56	2.76	3.16	3.46	3.5	3.7	3.8	3.32
3.36	2.96	2.86	2.16	1.86	2.06	2.36	2.66	3.06	3.6	3.8	3.7	3.39
3.36	3.26	3.16	2.96	2.96	3.06	2.96	3.26	3.86	4.0	4.0	4.0	3.49
3.56	3.16	2.66	2.56	2.66	2.86	3.46	3.96	4.56	4.9	4.9	4.8	3.90
4.76	4.36	3.76	3.46	3.36	3.56	4.76	5.46	5.76	6.0	6.1	5.7	4.83
5.56	5.46	4.26	3.06	4.96	5.16	3.26	5.56	5.86	5.9	6.0	6.0	5.66
5.06	4.26	3.76	3.56	3.56	3.66	4.06	4.16	4.36	4.8	4.8	4.6	4.90
2.16	1.96	1.86	1.46	1.66	1.76	1.86	2.06	2.46	2.8	3.0	3.1	2.85
2.46	2.26	2.76	2.46	2.46	2.26	2.46	2.76	3.26	3.3	3.4	3.3	2.86
2.86	2.26	2.46	2.96	2.56	3.26	3.46	4.16	4.26	4.2	4.7	3.9	3.30
3.96	3.66	3.06	2.96	2.66	2.46	2.96	3.56	3.66	4.0	4.2	4.1	3.70
3.16	2.86	2.36	2.26	1.66	2.06	2.36	2.86	3.26	3.8	4.0	4.0	3.42
2.96	2.76	2.36	1.96	1.76	1.76	2.16	2.76	3.16	3.0	3.3	3.4	3.19
2.66	1.86	1.86	1.06	0.96	1.06	1.26	1.66	1.86	2.3	2.7	2.7	2.48
2.06	1.46	0.86	0.66	0.66	0.86	1.26	1.66	2.36	2.5	2.6	2.6	2.07
2.36	1.76	1.36	0.96	1.16	1.46	1.76	1.86	2.16	2.7	2.8	2.8	2.35
1.76	1.56	1.26	1.26	1.56	1.06	1.56	1.96	2.66	2.8	2.6	2.6	2.20
3.62	3.25	2.88	2.58	2.47	2.56	2.91	3.29	3.74	4.0	4.1	4.0	3.67

— 6 —

中 華 民 國 二 十 六 年

Air Temperature of every day, in

時 H. 日 D.	6	7	8	9	10	11	12	13
1	18.7	19.4	20.3	20.4	22.8	23.6	25.1	25.7
2	18.6	19.2	20.2	22.2	24.2	24.6	25.4	26.8
3	17.8	18.4	20.2	21.8	22.8	23.9	25.8	25.6
4	20.0	19.9	20.6	20.8	20.4	19.9	19.6	19.2
5	16.0	16.6	17.7	19.2	19.8	22.3	24.0	24.2
6	18.1	17.3	17.0	17.0	18.5	19.2	21.0	21.7
7	17.6	18.6	19.4	21.0	21.5	21.8	23.2	23.2
8	18.8	19.0	20.3	20.5	22.1	24.1	25.3	26.4
9	18.4	18.5	19.2	19.6	20.4	22.5	23.5	24.6
10	19.2	19.2	20.0	21.9	23.0	24.8	26.9	26.6
11	18.6	18.6	19.4	20.2	22.0	23.9	25.1	25.9
12	18.8	19.2	19.7	21.5	23.5	24.4	25.2	25.6
13	19.6	19.7	20.2	20.5	22.2	24.4	25.4	26.1
14	18.6	19.0	20.2	21.8	23.8	25.8	26.3	26.0
15	19.8	20.0	20.7	21.6	22.6	23.0	23.6	24.4
16	20.1	20.4	20.5	22.4	24.1	24.6	25.7	26.8
17	20.5	20.8	21.1	22.2	24.0	24.4	25.6	25.6
18	19.4	18.8	17.9	17.7	18.2	19.1	20.8	22.9
19	17.6	18.4	19.8	23.0	24.1	24.2	24.8	26.1
20	19.2	19.3	19.5	19.7	20.9	21.6	23.5	23.2
21	18.0	18.6	19.7	20.1	22.3	24.1	25.6	26.1
22	17.5	18.6	20.0	22.4	23.4	25.2	26.6	27.4
23	19.6	20.2	20.8	22.7	24.3	25.6	27.4	28.4
24	17.2	17.8	18.8	20.9	23.2	24.5	26.3	26.8
25	17.4	18.0	18.8	20.6	21.3	22.9	23.4	24.8
26	18.7	19.2	19.7	20.0	21.0	25.6	25.8	26.4
27	19.3	19.7	20.6	21.3	22.6	23.5	24.6	25.6
28	17.4	17.8	19.3	21.0	23.0	23.6	25.4	26.2
29	19.3	19.6	20.4	22.0	23.0	24.1	26.0	26.5
30	19.8	20.1	21.3	21.9	22.1	23.4	23.7	23.6
31	18.3	18.4	20.7	21.0	22.9	25.0	24.6	23.7
平均 Mean	18.6	19.0	19.8	20.9	22.3	23.5	24.7	25.2

七月逐日氣溫 (°C)

The Month of July, 1937. (°C)								平均 Mean
14	15	16	17	18	19	20	21	
25.6	25.8	25.6	25.4	24.7	23.4	22.4	21.6	23.2
27.2	26.8	26.9	26.1	25.1	24.0	23.0	22.0	23.9
25.0	26.6	26.6	25.7	25.3	24.4	23.5	22.6	23.5
21.0	21.4	19.8	19.8	19.3	18.5	18.4	18.1	19.8
24.5	25.0	25.0	23.4	22.8	21.8	21.0	20.5	21.5
23.5	24.0	24.3	23.8	23.4	22.5	21.9	20.8	20.9
24.1	24.8	25.2	24.9	24.2	23.6	22.5	22.1	22.4
26.7	27.4	27.2	25.1	25.1	23.8	23.0	21.7	23.5
23.2	25.5	25.4	24.9	24.4	23.7	23.0	21.8	22.5
26.3	27.1	27.4	26.0	24.4	22.5	21.9	21.6	23.6
26.0	26.6	26.4	25.7	25.2	23.8	23.0	22.6	23.3
25.9	26.4	25.5	24.8	24.1	22.7	22.4	21.9	23.2
26.5	27.0	27.0	25.7	24.1	22.4	21.4	21.2	23.3
27.2	27.3	27.0	26.0	25.2	24.3	23.5	23.6	24.1
24.7	24.4	24.2	24.4	23.7	22.9	22.0	21.3	22.7
26.8	25.8	25.0	23.9	25.2	24.6	24.3	23.4	24.2
24.0	23.1	23.3	23.0	22.3	21.8	21.6	21.2	22.8
23.1	24.2	23.1	22.6	22.4	21.3	20.8	20.4	20.8
25.7	25.1	25.1	24.8	24.2	23.0	21.9	21.4	23.1
21.6	23.2	21.8	21.1	20.0	19.4	19.1	18.4	20.7
26.0	24.9	24.6	23.6	23.0	22.4	21.6	20.8	22.6
27.3	26.4	26.0	25.4	24.4	23.4	22.4	21.8	23.6
27.8	29.6	19.8	19.5	19.5	19.4	19.4	19.1	22.1
27.0	25.7	20.6	19.8	19.7	19.5	19.0	18.2	21.6
24.6	22.3	22.0	21.5	21.4	21.2	20.6	20.0	21.3
26.6	26.4	26.1	25.4	25.0	24.1	23.2	22.4	23.5
26.3	24.4	24.1	23.4	23.2	22.4	21.2	21.0	22.7
26.6	27.0	26.7	25.8	25.1	24.4	22.8	21.7	23.4
27.4	27.5	27.5	26.6	25.1	23.9	23.2	21.5	24.0
22.1	24.0	24.6	24.8	22.2	21.1	20.9	20.5	22.3
23.8	22.1	21.5	21.3	20.9	20.4	20.1	20.0	21.5
25.4	25.1	24.7	24.1	23.4	22.5	21.8	21.1	22.6

中華民國二十六年七月

		<i>Absolute Humidity of every day.</i>							
時 H.	日 D.	6	7	8	9	10	11	12	13
1		13.83	14.44	14.87	13.87	15.18	15.57	15.70	16.26
2		13.83	13.60	13.87	14.71	15.35	15.05	15.50	15.17
3		13.43	13.83	14.16	14.71	14.94	16.22	15.49	15.26
4		15.47	14.87	14.87	14.33	14.59	14.87	15.44	14.44
5		10.83	10.83	11.70	11.67	12.09	12.27	12.30	12.78
6		13.43	13.43	13.14	14.12	13.83	14.44	13.23	14.71
7		13.67	13.83	14.44	14.35	14.95	15.83	14.94	14.94
8		14.68	15.16	15.98	16.90	16.38	17.06	16.26	15.42
9		14.68	14.44	15.16	15.76	15.47	16.38	15.57	16.49
10		15.16	14.44	14.87	15.46	15.85	14.77	13.73	13.50
11		14.68	14.68	15.16	15.47	15.46	15.33	16.26	15.98
12		14.44	14.87	15.76	16.61	16.50	16.78	16.26	15.94
13		13.87	14.87	15.47	15.47	15.46	15.95	15.17	14.93
14		13.83	14.44	14.59	14.93	15.57	15.95	15.73	15.75
15		15.47	15.47	15.24	15.46	15.85	15.85	15.57	15.98
16		15.47	15.47	15.24	15.18	15.33	15.98	16.26	15.50
17		15.24	15.24	15.70	15.18	15.33	15.98	16.26	15.98
18		14.87	13.83	15.67	14.12	14.12	15.16	15.98	17.59
19		13.67	14.12	14.16	14.47	15.33	15.98	15.05	16.05
20		14.44	14.44	14.87	14.87	16.24	15.45	16.59	15.54
21		14.12	14.68	15.76	15.76	16.38	16.78	16.26	16.95
22		13.67	14.68	15.76	15.18	16.50	16.49	17.54	17.01
23		15.76	15.47	15.98	17.03	16.78	17.23	18.27	18.03
24		13.67	13.67	14.68	15.47	16.79	15.93	16.95	18.27
25		15.67	13.43	13.83	14.59	14.94	16.09	16.79	16.26
26		15.16	15.76	15.76	16.90	17.39	17.23	17.27	18.55
27		15.16	14.87	15.24	16.70	16.09	15.57	15.98	16.26
28		13.67	14.12	15.76	15.93	15.85	16.59	17.75	17.23
29		15.16	14.87	15.47	15.46	16.79	16.22	17.23	15.98
30		14.87	15.47	15.70	16.38	16.09	16.50	16.50	15.33
31		13.83	15.16	16.22	15.98	16.79	17.75	19.60	17.75
平均 Mean		14.35	14.47	14.94	15.23	15.58	15.82	16.14	16.13

月 逐 日 絕 對 溫 度 (mm)

in the Month of July, 1937. (mm)

14	15	16	17	18	19	20	21	平 均 Monn
14.32	16.26	15.05	15.46	14.77	14.65	14.91	15.18	15.03
15.50	14.93	15.50	14.23	14.52	15.05	14.71	14.95	14.78
15.98	15.98	15.73	16.95	16.26	16.49	16.22	15.85	15.53
14.59	14.59	14.16	14.16	12.62	12.62	12.20	12.20	14.07
11.77	13.29	13.60	14.42	13.31	13.11	12.59	12.79	12.39
14.65	15.33	15.05	14.42	14.65	14.19	14.43	14.95	14.38
15.33	15.05	15.46	14.77	14.14	14.65	15.18	15.18	14.67
17.26	17.26	16.18	14.52	16.26	15.33	15.57	14.71	16.00
17.23	17.23	17.23	15.70	15.98	16.22	15.57	15.46	15.91
14.93	15.50	17.01	14.93	16.26	13.57	15.18	14.95	15.38
15.17	16.71	15.73	15.46	14.52	15.05	15.87	15.85	15.44
15.98	15.73	15.73	15.98	14.65	14.94	15.18	14.71	15.63
14.64	14.64	14.64	15.98	14.14	14.19	13.35	13.87	14.80
16.18	14.64	15.50	15.73	15.46	15.98	14.65	14.94	15.24
14.77	15.98	15.98	15.33	14.65	15.18	14.71	14.95	15.40
15.50	15.73	15.98	15.98	15.46	15.98	15.57	14.94	15.60
15.98	15.33	15.98	16.50	15.18	15.85	15.18	15.70	15.66
16.50	16.50	16.50	16.99	16.09	15.70	14.87	15.47	15.74
17.23	15.98	14.77	13.67	14.14	14.65	13.54	14.07	14.86
15.18	16.50	14.71	14.95	14.59	14.59	14.67	14.12	15.02
15.17	14.77	15.70	14.65	14.94	15.18	14.71	14.35	15.39
17.01	16.71	15.98	17.23	16.22	15.57	15.85	16.09	16.09
18.93	15.18	15.47	14.87	14.87	14.87	14.87	14.87	16.10
16.42	15.98	14.35	14.87	14.87	14.87	14.44	13.44	15.29
16.78	16.79	16.79	15.70	16.61	16.61	15.98	16.22	15.69
19.13	18.62	18.55	19.07	18.30	17.06	16.50	17.03	15.38
16.71	15.98	15.05	15.33	15.57	14.94	12.59	12.62	15.22
17.54	16.71	16.71	16.95	13.70	16.49	15.37	15.18	16.11
16.18	16.18	17.01	16.71	17.23	16.78	16.50	14.71	16.16
17.03	17.05	16.79	15.98	15.18	14.95	15.79	13.24	15.92
17.75	17.03	17.31	17.31	16.61	15.98	16.22	16.22	16.72
16.02	15.91	15.81	15.61	15.28	15.27	14.93	14.86	15.40

中華民國二十六年七月

Relative Humidity of every day.

時月 D.	1	2	3	4	5	6	7	8	9	10	11	12
1	77.5	78.0	78.9	79.0	80.6	81.2	81.0	84.0	77.5	71.5	66.8	61.9
2	77.8	78.6	78.3	78.5	79.1	80.0	80.1	78.0	72.5	65.8	63.0	57.7
3	75.9	76.2	77.4	78.3	79.0	80.2	81.0	76.8	71.2	68.8	64.3	58.6
4	76.2	76.3	76.5	76.3	79.5	79.9	78.4	76.2	77.5	79.8	80.5	84.7
5	72.1	72.0	72.0	71.8	72.5	74.0	72.5	65.5	63.2	62.0	55.0	50.8
6	74.9	76.6	77.0	77.6	77.7	79.5	80.0	83.0	83.5	82.2	81.8	74.8
7	77.4	77.4	78.0	78.5	80.2	80.5	80.7	79.3	74.0	70.0	66.5	65.4
8	75.6	75.9	79.0	80.9	83.2	84.3	84.4	84.5	83.1	77.5	68.5	60.0
9	83.8	83.7	81.0	83.5	83.6	83.6	84.3	85.0	84.4	82.5	75.1	66.0
10	77.4	76.0	79.5	81.7	82.2	83.2	84.0	80.6	73.0	68.0	69.1	56.6
11	78.1	80.0	82.7	82.8	82.8	85.0	85.0	82.7	80.9	75.1	65.1	62.0
12	81.8	82.3	83.0	87.2	86.3	86.0	85.8	85.0	80.0	76.0	79.0	65.0
13	77.2	78.0	78.2	78.3	80.0	79.3	79.9	79.0	77.5	72.5	64.0	61.1
14	77.8	79.9	78.8	78.6	79.0	79.5	80.5	79.1	72.0	66.0	62.5	57.4
15	75.5	76.7	77.2	77.4	77.5	77.6	79.0	78.3	76.0	72.6	72.0	67.5
16	77.5	78.1	78.6	79.3	80.0	80.2	80.0	78.5	74.0	67.2	65.9	62.2
17	76.2	76.1	77.0	77.1	77.3	77.6	78.7	78.0	75.0	70.6	66.9	63.0
18	80.9	81.9	82.5	84.9	84.2	85.0	84.8	80.0	88.9	88.2	87.8	87.5
19	85.0	84.9	84.9	84.0	83.0	83.5	83.2	80.3	71.5	64.1	62.7	57.0
20	75.4	76.9	76.8	77.6	78.4	78.6	80.0	81.5	81.9	80.0	76.0	73.0
21	84.0	84.2	84.1	83.8	84.4	84.6	84.9	87.5	82.5	73.5	67.7	61.5
22	79.9	79.9	80.2	80.6	81.2	81.5	83.0	81.6	73.0	71.5	61.2	59.4
23	79.7	79.7	80.7	80.7	81.8	82.2	82.1	81.0	76.0	70.0	64.0	59.5
24	83.3	83.6	83.8	84.0	84.5	84.9	85.0	84.3	80.2	72.8	65.9	63.0
25	83.8	84.0	84.7	84.9	84.9	85.0	84.5	82.6	80.3	77.5	75.0	72.5
26	84.9	85.0	84.4	84.8	85.3	86.0	87.5	87.6	85.2	78.5	66.2	64.5
27	80.1	80.5	80.2	81.0	82.0	82.2	82.3	81.3	77.6	75.0	70.2	66.0
28	85.0	85.0	85.8	86.7	86.5	87.7	88.4	88.1	80.0	72.1	70.0	66.3
29	83.2	82.0	82.8	84.0	84.7	84.8	84.9	84.0	77.3	74.5	68.9	64.0
30	81.0	81.2	81.0	82.0	82.2	82.3	82.6	81.0	78.6	77.9	75.0	71.2
31	84.0	86.0	87.0	87.1	87.0	87.4	88.2	87.5	83.0	78.8	74.0	77.0
平均 Mean	79.5	80.1	80.6	81.2	81.6	82.1	82.5	81.7	77.8	73.5	68.0	65.0

月逐日相對濕度(%)

in the Month of July, 1937. (%)												
13	14	15	16	17	18	19	20	21	22	23	24	平均 Mean
58.2	57.8	57.0	56.2	57.0	58.0	63.0	65.7	71.6	72.5	73.1	76.0	70.2
55.0	52.3	52.6	53.2	52.6	54.5	57.7	60.0	64.0	69.7	70.5	72.4	66.8
58.9	61.0	58.4	58.3	60.2	63.3	65.0	67.5	68.0	69.2	71.0	77.5	69.5
65.3	62.0	60.0	59.8	77.5	76.0	76.2	75.6	73.0	72.7	72.0	72.0	78.2
48.0	47.0	47.3	49.8	56.1	56.9	62.4	64.7	67.6	70.0	73.1	73.2	63.5
72.2	66.0	61.2	60.0	60.1	61.0	66.7	71.0	73.6	73.9	75.0	77.2	73.6
62.5	58.5	56.2	56.7	56.6	55.5	60.0	63.2	71.7	72.9	74.0	74.8	69.6
59.4	58.9	57.3	54.0	59.5	62.8	66.9	70.0	72.3	73.1	74.9	83.1	72.0
65.5	66.2	64.3	61.8	60.0	64.0	67.0	72.5	72.3	73.9	74.0	76.0	74.9
54.0	52.4	52.1	52.1	55.0	63.0	72.6	74.4	74.0	75.7	77.3	77.6	70.4
58.2	57.5	56.8	56.1	56.6	57.2	67.3	70.0	72.0	74.0	75.0	81.0	71.7
63.2	60.0	61.2	62.0	63.0	66.2	67.7	70.0	72.2	73.4	75.0	75.2	74.0
57.0	55.0	54.0	50.0	57.4	61.5	65.3	72.0	73.2	74.8	76.0	78.5	70.0
55.0	53.5	51.1	52.1	55.0	57.5	60.0	60.8	64.2	66.8	71.0	73.8	67.2
64.0	60.2	62.5	64.0	62.0	63.9	67.0	68.8	72.2	72.5	75.0	77.3	71.5
56.0	55.0	49.7	60.1	58.0	58.8	62.2	68.0	67.8	71.9	73.0	75.0	69.0
60.5	70.0	72.0	72.1	74.0	75.0	77.0	78.0	80.0	79.7	79.9	80.0	74.6
80.5	75.1	74.5	75.0	75.0	76.7	76.8	80.3	80.9	80.9	81.8	83.8	82.0
58.0	62.5	59.8	57.0	55.0	59.0	60.0	68.0	70.0	71.5	72.4	73.2	70.5
67.4	80.0	73.0	74.0	74.0	81.0	83.0	84.5	84.8	83.8	83.7	83.7	78.7
58.5	58.0	60.0	60.0	64.0	67.7	70.2	71.0	72.0	73.0	76.8	76.9	73.5
57.5	55.9	59.0	58.1	61.0	62.4	68.0	71.5	75.8	77.9	77.6	78.1	71.5
57.4	56.0	74.2	60.0	82.0	82.0	82.0	82.5	83.7	83.6	83.5	83.5	77.2
70.2	57.0	68.2	79.0	80.7	82.0	83.0	84.0	84.0	83.6	83.5	83.5	78.1
67.0	67.8	80.2	81.6	80.3	81.0	83.0	82.5	84.9	84.0	83.8	83.7	80.8
63.8	67.0	62.5	66.8	69.4	70.5	70.8	72.9	77.4	77.5	79.2	80.2	76.5
64.2	62.5	65.5	67.4	68.0	69.8	68.9	69.8	77.0	80.3	80.3	81.0	74.7
63.9	60.3	59.8	59.0	60.1	70.6	68.4	71.2	74.9	78.0	80.0	79.8	75.3
57.7	58.0	58.0	57.2	60.5	65.0	69.0	71.3	74.8	76.2	78.0	80.0	73.2
70.9	79.2	75.4	70.0	67.5	73.0	73.3	77.5	79.8	80.8	81.8	82.5	77.8
83.0	79.0	84.0	82.5	85.0	86.8	87.2	87.4	87.5	87.0	87.0	87.3	84.5
62.8	62.2	62.7	63.4	64.6	67.2	69.9	72.5	74.7	76.0	77.2	78.0	73.6

中華民國二十六年

Form and Direction of Clouds of every

時, H. 日	6		7		8		9		10		11	
	狀 For.	向 Dir.	狀 For.	向 Dir.	狀 For.	向 Dir.	狀 For.	向 Dir.	狀 For.	向 Dir.	狀 For.	向 Dir.
1	N	SW	S	WSW	N	SSW	N	SSW	N	SW	SK	SW
2	S	WSW	S	WSW	S	WSW	SK	WSW	SK	W	SK	WSW
3	S	SW	S		N	WSW	SK	W	SK	W	SK	W
4	N		N		N	SE	AK	SE	N	SE	N	SE
5	AK		AK		AK		AK		AK	NNE	AK	ENE
6	N	E	N	E	N	E	N	F	N	E	N	F
7	AS		AS		AS	SSW	AK	S	AS		AS	SSW
8	N		N	SSE	N		N		N		N	
9	N		N		N		N		N		N	
10	AK	SSE	AK	S	AK	S	AK	SSE	AK	S	AK	S
11	N		N		AS	SSW	AS	SSW	AK	NNE	SK	SSW
12	AK	S	AS	SSW	AS	SW	AK	SW	AK	S	N	SSW
13	AS		AS		AS		AS		K		S	
14	CS	NE	CS	SW	K		CS		R		SW	ENE
15	AS	SW	AS	SW	AS		AS		AS	SW	AS	SW
16	AS	SW	AS	SW	AS	SW	AS	SW	CS	ENE	SK	SW
17	AS	SW	AS	E	AK	ENE	AK	WSW	SK	RSW	AS	WSW
18	N	SSW	N	SSW	N	SSW	N	SSW	N	SSW	N	SSW
19	AK	S	AK	S	AK	S	AK	S	SK	SSE	SK	E
20	AS	ENE	AS		N		Y		N	ENE	N	
21	AS	E	CS		AS		K	ENE	F		K	
22	CS	W	AK	W	AK	WSW	K		SK		K	
23	AS	NW	S		S	W	KN		KN	SW	KN	
24	AS	N	AS		AS	W	AK	E	AK		K	
25	AS		AK	NE	AK	NE	AS	NE	N	SE	AS	NE
26	AS	NE	AS	NE	AS	NE	AS	W	SK	SW	SK	SW
27	AS	NE	AS	NE	AS	ENE	AS	NE	AS	NE	SK	NE
28	AK		AK		K		R		K		K	
29	AK	N	AS	NE	AS	NE	AK	NE	AS	K	AK	
30	AS	SE	AS	SE	AS	SE	AS	SSW	AS	NE	AK	NNE
31	AS	E	C	E	AS	E	AS	E	AK	E	AK	E

中華民國二十六年七月逐日雲量

Cloud Amount of every day, in the Month of July, 1937.

日 D.	6.	7	8	9	10	11	12	13	14	15	16	17	18	19	20	21	平均 Mean
1	10.0	10.0	10.0	10.0	10.0	9.9	7.8	10.0	10.0	9.9	8.2	9.0	7.5	4.1	3.0	4.0	8.3
2	3.0	3.0	9.9	8.3	8.0	8.0	8.8	7.5	7.0	8.0	5.2	4.3	4.5	1.2	1.0	1.0	5.5
3	0.8	0.5	7.5	9.5	9.9	9.6	9.7	9.3	9.8	9.8	10.0	10.0	10.0	7.4	5.6	6.9	7.0
4	10.0	10.0	10.0	10.0	10.0	10.0	10.0	10.0	10.0	10.0	10.0	10.0	10.0	10.0	10.0	10.0	10.0
5	10.0	10.0	10.0	10.0	10.0	10.0	10.0	9.9	9.9	10.0	10.0	10.0	10.0	10.0	10.0	10.0	10.0
6	10.0	10.0	10.0	10.0	10.0	10.0	10.0	8.0	7.4	9.6	7.6	4.0	5.0	9.8	7.0	6.6	8.3
7	10.0	10.0	10.0	9.9	10.0	10.0	10.0	10.0	10.0	4.0	2.8	2.0	2.0	2.4	2.0	1.6	6.7
8	10.0	10.0	10.0	10.0	9.9	10.0	9.5	9.5	8.0	8.8	10.0	9.9	10.0	10.0	10.0	7.0	9.5
9	10.0	10.0	10.0	10.0	10.0	9.0	9.0	8.0	7.4	5.6	5.0	6.0	5.2	7.6	9.5	4.0	7.9
10	9.8	8.0	8.0	9.6	7.2	5.0	5.3	5.0	7.4	5.8	5.8	8.0	9.9	10.0	4.0	9.0	7.4
11	10.0	10.0	9.9	9.9	9.5	7.3	6.0	3.0	2.9	2.8	3.0	3.0	3.6	5.8	9.0	10.0	6.6
12	9.0	9.2	10.0	9.8	7.9	7.8	6.2	7.5	5.2	6.5	6.0	6.5	9.0	8.6	5.0	7.5	7.4
13	10.0	10.0	10.0	10.0	9.2	9.5	9.9	10.0	10.0	9.2	7.5	9.5	9.2	8.0	7.0	7.5	9.2
14	10.0	10.0	8.3	9.8	9.9	10.0	10.0	10.0	9.5	9.8	9.8	10.0	10.0	10.0	10.0	9.8	9.8
15	10.0	10.0	10.0	10.0	10.0	10.0	10.0	10.0	10.0	10.0	10.0	10.0	10.0	10.0	10.0	9.3	10.0
16	10.0	10.0	9.8	10.0	10.0	9.8	7.5	8.3	9.6	9.8	9.2	10.0	10.0	10.0	10.0	10.0	9.6
17	10.0	10.0	9.8	9.9	9.9	9.9	10.0	10.0	10.0	10.0	10.0	10.0	10.0	10.0	10.0	10.0	10.0
18	10.0	10.0	10.0	10.0	10.0	10.0	10.0	10.0	10.0	10.0	10.0	10.0	10.0	10.0	10.0	10.0	10.0
19	7.6	9.9	9.5	7.8	8.0	7.0	6.2	8.8	6.8	8.0	8.0	4.2	3.0	3.1	3.0	3.0	6.6
20	10.0	10.0	10.0	10.0	10.0	10.0	9.9	9.9	10.0	9.2	10.0	10.0	10.0	5.2	8.0	7.0	9.3
21	10.0	10.0	10.0	7.8	9.8	5.8	5.0	5.0	5.2	6.2	6.1	6.0	9.0	10.0	9.3	4.2	7.5
22	10.0	9.0	7.4	5.9	8.5	6.2	7.5	9.2	9.9	9.0	8.6	9.2	8.6	5.0	6.0	5.1	7.8
23	10.0	7.8	8.2	9.9	9.9	9.9	7.8	8.0	8.0	10.0	10.0	10.0	10.0	9.4	10.0	10.0	9.2
24	10.0	10.0	10.0	7.5	4.9	4.0	5.3	6.5	7.0	10.0	10.0	10.0	10.0	10.0	10.0	10.0	8.4
25	9.9	9.7	8.0	10.0	10.0	10.0	9.0	8.0	9.8	9.3	9.2	4.0	6.5	5.1	5.0	8.2	8.2
26	9.9	10.0	10.0	9.0	8.9	7.0	9.0	8.0	9.0	8.0	7.3	8.0	10.0	10.0	8.0	8.0	8.7
27	10.0	10.0	10.0	10.0	10.0	9.9	8.0	9.0	8.0	9.0	9.0	9.2	9.0	10.0	9.9	8.5	9.4
28	1.0	1.8	1.0	2.0	3.0	2.5	4.0	5.0	3.0	2.4	2.0	3.0	8.0	10.0	9.0	4.6	3.9
29	8.7	9.9	10.0	9.4	10.0	9.7	9.2	2.0	2.0	2.0	1.8	1.3	1.8	4.6	9.0	8.0	6.2
30	10.0	9.9	10.0	9.9	10.0	9.8	9.0	9.5	9.2	8.0	8.0	9.0	9.7	9.7	8.2	8.0	9.3
31	9.7	9.4	9.9	9.9	9.3	9.2	9.6	9.0	9.8	9.8	10.0	10.0	10.0	10.0	9.4	9.0	9.7
平均 Mean	9.0	9.0	9.3	9.2	9.1	8.6	8.4	8.2	8.1	8.1	7.7	7.6	8.1	7.9	7.7	7.2	8.3

中華民國二十六年七月逐日能見度

Visibility of every day, in the Month of July, 1937.

日 D.	6	7	8	9	10	11	12	13	14	15	16	17	18	平均 Mean
1	8	7	7	7	8	9	9	8	9	9	9	9	9	8.3
2	9	9	8	8	8	9	9	9	9	9	9	9	9	8.8
3	9	9	8	8	8	8	8	8	8	8	8	8	8	8.5
4	5	5	5	6	5	5	5	6	7	7	7	8	8	6.1
5	4	4	5	5	5	7	7	8	8	8	7	5	5	5.8
6	5	2	1	1	4	5	6	7	8	8	8	9	9	5.6
7	4	4	4	6	5	7	6	8	8	8	8	9	8	6.5
8	3	3	3	4	5	7	8	8	8	8	8	8	6	6.0
9	4	3	4	4	5	6	7	7	8	8	8	8	6	5.9
10	4	5	5	6	7	7	8	8	8	8	7	6	4	6.1
11	4	3	4	5	6	6	7	8	8	8	8	8	8	6.4
12	5	4	4	5	7	7	7	7	7	8	8	9	8	6.6
13	4	5	5	5	7	7	7	7	7	8	8	8	8	6.3
14	4	5	7	7	7	7	7	8	8	8	8	8	8	7.0
15	4	4	5	5	6	6	6	7	7	7	8	8	7	6.9
16	4	6	7	7	8	7	8	8	6	8	8	8	7	7.2
17	5	6	6	7	7	7	6	7	7	7	7	5	5	6.3
18	4	4	4	4	5	5	5	7	6	7	7	7	7	5.5
19	4	4	5	6	7	7	7	7	7	8	8	8	8	6.6
20	4	4	4	4	5	4	5	7	7	7	5	5	5	5.9
21	4	4	5	7	7	7	7	8	8	8	8	8	8	6.7
22	5	5	7	7	7	8	8	8	8	8	8	8	8	7.2
23	4	5	4	4	7	7	8	8	8	8	5	5	5	6.2
24	4	4	4	4	7	7	8	8	8	8	7	5	5	6.1
25	5	7	7	7	6	7	7	7	7	7	7	6	7	6.7
26	5	5	5	6	5	6	7	7	7	7	6	7	7	6.1
27	4	5	5	5	5	7	7	8	8	8	8	8	7	6.4
28	5	7	6	6	6	6	7	8	8	8	8	8	8	7.1
29	5	6	4	5	5	5	6	6	6	6	6	6	6	6.7
30	5	5	5	5	5	5	7	7	7	7	8	8	8	5.8
31	4	5	5	5	7	7	8	7	7	5	5	4	4	5.4
平均 Mean	4.8	4.9	5.0	5.8	6.2	6.7	7.1	7.5	7.4	7.6	7.4	7.2	6.5	6.5

中華民國二十六年

		Wind Direction and Wind Velocity of															
時H.		6		7		8		9		10		11		12		13	
日	期	向	速	向	速	向	速	向	速	向	速	向	速	向	速	向	速
		Dtr.	Vel.	Dtr.	Vel.	Dtr.	Vel.	Dtr.	Vel.	Dtr.	Vel.	Dtr.	Vel.	Dtr.	Vel.	Dtr.	Vel.
1		SSW	3.5	SSW	3.5	SSW	4.2	SSW	5.7	SW	9.7	SSW	10.2	SSW	5.2	WSW	10.8
2		SSW	7.6	SW	3.4	SSW	9.3	SSW	11.2	SSW	6.7	SSW	13.9	WSW	6.6	WSW	11.1
3		WSW	0.5	SW	3.6	SW	7.1	WSW	1.9	W	0.4	WSW	0.5	W	6.7	S	2.3
4		E	0.6	NE	2.3	ENE	0.5	NNE	0.3	ENE	0.4	NNE	1.9	NNE	0.7	NW	0.4
5		NNE	0.3	E	0.3	NE	0.3	NNE	0.3	NNE	0.3	NNE	1.6	ENE	0.6	E	2.0
6		ENE	0.4	ESE	0.3	ESE	0.9	S	1.7	NE	0.7	SE	0.3	SSW	0.3	S	5.5
7		SSE	0.3	S	0.3	SSW	0.3	SSW	5.4	WSW	0.3	SSW	0.5	W	0.9	SW	2.4
8		NE	0.4	NE	0.3	SSW	0.9	SW	0.3	SSW	4.1	SSW	3.4	SSW	6.6	SSW	11.2
9		NE	0.5	ENE	0.3	E	0.4	SSE	3.1	SSW	3.0	SSW	9.5	SSW	3.3	SSW	6.0
10		SSE	0.6	S	5.2	SSW	1.5	S	2.8	SSW	3.3	SSW	5.7	WSW	2.8	S	4.0
11		S	0.3	SSE	0.6	S	0.3	SSW	5.0	SSW	7.2	SSW	5.0	SSW	5.9	SSW	6.3
12		SE	0.3	NNE	0.3	SSE	2.8	SSE	1.9	SSE	4.0	SSE	5.3	SSW	12.3	SSW	7.3
13		SW	0.3	C	0.0	SW	2.1	WSW	4.6	SSW	4.7	SSW	6.4	S	9.3	SSW	9.5
14		SW	0.3	SW	0.7	SSW	1.0	SSW	5.1	SSW	10.4	SSW	7.5	SW	6.1	SW	9.3
15		WSW	0.3	WSW	0.3	SW	0.3	SW	0.5	SW	6.3	SW	1.4	SW	10.6	SW	2.3
16		SW	0.3	SW	0.5	SW	1.7	SW	3.0	SSW	9.7	SW	4.9	SW	10.5	SSW	6.9
17		WSW	0.3	WSW	0.3	SW	0.3	SSW	4.2	SW	5.6	SW	6.6	W	4.9	SW	11.7
18		SSE	0.6	SE	5.4	SE	0.5	NNE	0.3	NNE	0.3	NNE	0.5	NE	0.4	SW	1.5
19		E	0.3	NE	0.5	E	0.6	S	3.7	SSE	0.9	SSW	3.3	SW	0.9	S	4.0
20		NNE	0.3	NE	1.7	E	0.3	S	1.4	NNE	1.1	S	0.4	NE	1.3	E	0.3
21		NNE	0.3	NE	0.3	SSW	0.3	SW	2.2	SSE	0.5	S	5.5	SSW	4.1	SSW	10.5
22		NNE	0.3	NNE	0.3	SSW	0.3	SSW	0.4	SSW	2.5	W	6.6	SW	0.1	SW	1.1
23		NNE	0.3	WNW	0.3	SW	1.3	SW	8.7	SSW	6.6	SW	4.4	SSW	7.8	SSW	4.1
24		NE	0.3	NE	0.3	NE	0.3	SW	0.8	S	2.1	SSW	6.7	SSW	4.8	NW	5.7
25		NNE	0.3	NNE	0.3	NNE	0.4	NNE	2.5	NNE	0.7	N	1.0	NNE	0.4	ENE	2.6
26		N	0.3	N	0.3	N	0.3	ESE	0.3	NE	0.3	ESE	1.1	NW	1.0	SSW	4.4
27		NNE	0.3	NNE	0.3	NE	0.6	NNE	0.9	NE	1.8	ENE	0.3	NNE	0.5	S	5.4
28		NE	0.4	NE	0.3	NE	0.3	NE	0.4	ENE	0.5	SW	0.5	S	2.3	S	4.2
29		NNE	0.3	NE	0.3	NE	0.3	WSW	0.5	SW	0.6	SW	0.7	S	3.2	SW	4.5
30		NNE	0.3	NNE	0.4	E	0.6	NNE	0.6	N	0.4	NNE	0.3	SE	2.0	SE	4.2
31		E	0.3	NNE	0.3	NNE	0.8	NNE	0.3	NNE	1.7	NE	3.3	ESE	1.5	E	1.1
平均			0.7		1.1		1.4		2.0		3.3		4.0		4.0		5.6
Mean			0.7		1.1		1.4		2.0		3.3		4.0		4.0		5.6

七月逐日風向及風速

every day in the Month of July, 1937.

14		15		16		17		18		19		20		21		平均
向	速	向	速	向	速	向	速	向	速	向	速	向	速	向	速	Mean
SW	10.5	WSW	7.1	W	9.4	SW	6.5	W	8.5	SSW	4.2	SW	4.9	SSW	6.9	6.7
WSW	7.9	WSW	5.7	WSW	8.3	W	5.5	W	4.2	WSW	0.4	SW	1.9	SSW	0.7	6.8
SSW	0.4	S	3.4	S	5.5	S	7.7	SW	3.2	SSW	0.3	SSW	0.3	SSW	0.3	2.8
N	0.5	E	0.4	E	0.5	ESE	0.5	ESE	2.6	ESE	1.1	NNE	0.6	NE	0.3	0.7
NE	4.4	E	1.9	SSW	7.1	W	0.3	E	0.7	E	2.8	SE	2.8	SE	0.3	1.7
SSW	7.0	SW	3.4	SSE	3.5	S	6.6	SSR	0.8	S	4.0	S	0.3	C	0.0	2.3
SSW	8.0	S	1.3	SSW	7.5	SSW	4.5	S	3.0	SSW	3.9	SSW	1.9	S	0.8	2.5
SSW	8.6	SSW	5.3	SSW	8.5	SSE	5.0	SSW	6.3	S	5.9	S	9.1	SSE	4.8	3.3
SSW	4.9	SSW	7.0	S	6.3	SSW	5.4	S	3.7	SE	5.3	S	5.6	S	9.6	4.8
S	7.3	S	6.3	SSW	10.6	SSW	7.8	S	10.5	SE	2.7	S	8.6	SSE	7.9	3.4
SSW	8.3	SSW	6.0	S	5.2	SSW	6.4	SSW	7.8	SSW	8.5	SSW	7.0	SSW	7.6	5.5
SSE	4.3	S	7.9	S	9.1	SSW	9.7	SSW	8.3	SSW	11.5	SSW	11.9	SSW	5.3	6.4
SSE	2.9	SSE	6.1	SSW	9.6	SSW	5.5	SSW	8.7	SSW	8.9	S	1.1	S	0.3	3.0
SSW	10.4	SSW	9.5	SW	7.7	SW	6.4	SSW	10.1	SW	8.4	SSW	8.7	SSW	9.5	6.4
SSW	7.0	SW	3.3	SW	3.9	SW	5.3	SSW	4.7	SSW	5.4	SSW	2.3	SSW	0.3	3.9
W	2.8	NW	3.6	WSW	4.6	SW	1.3	SW	0.9	SSW	2.9	SSW	5.4	SSW	4.2	3.9
SSW	10.6	S	0.6	S	4.6	NNE	0.3	NNE	0.5	NNE	0.4	NNE	0.4	NE	0.3	3.8
SE	6.6	SE	1.6	SSW	2.0	S	2.6	S	3.6	SE	0.5	SE	0.7	E	9.4	1.7
SW	8.4	SE	5.9	SE	5.2	ESE	4.6	SE	2.6	SE	0.3	S	1.3	ESE	0.4	2.7
SE	6.6	WSW	0.5	SE	5.2	W	0.5	S	0.4	W	0.5	NW	0.3	N	0.4	1.5
SSW	6.7	SE	4.4	SSW	4.2	ESE	2.0	WNW	0.5	N	0.4	N	1.6	NNE	2.5	2.9
SW	6.7	SSW	0.3	W	2.0	N	0.5	SSW	5.1	SSW	0.5	WSW	0.4	NNW	0.5	2.3
NNE	2.8	WSW	2.0	SE	0.8	N	0.5	N	0.5	SSW	0.6	WNW	0.3	NNW	0.3	2.5
SW	6.9	ESE	14.4	NW	0.4	NW	0.5	SSW	1.1	C	0.0	NNE	0.3	NNE	0.5	2.8
WNW	4.8	SW	0.6	SE	0.4	NE	0.5	NNE	0.9	SW	0.3	ESE	0.3	ESE	0.3	1.0
SSW	2.5	S	4.2	N	1.0	SW	0.3	SSW	0.4	SE	0.8	ESE	0.4	NNE	0.7	1.1
SW	4.1	NW	5.5	NW	8.6	NNW	4.3	NNW	2.6	NNW	1.7	ESE	4.5	SSE	0.6	2.6
S	2.5	SSW	4.7	SSW	4.0	SSW	2.1	S	1.9	SW	3.9	SW	5.7	SW	2.0	2.2
S	5.2	SSW	5.7	S	3.6	S	2.1	WSW	3.2	SW	2.5	WSW	0.6	NE	3.1	2.3
SE	1.2	WNW	2.8	N	1.4	SSW	2.6	WNW	2.5	NNW	0.9	WSW	1.2	SSW	0.6	1.4
SSE	3.9	SSE	3.4	ESE	0.6	E	0.3	NNE	0.3	ESE	0.3	NE	0.4	C	0.0	1.2
	5.6		4.7		4.9		3.5		3.6		2.9		2.9		2.0	3.3

中華民國二十六年

		Rainfall Amount, In the						
時 日	9-10	10-11	11-12	12-13	13-14	14-15	15-16	16-17
1	T	T			T			
2								
3								
4	0.3	0.6	2.1	5.3	0.2	T	T	T
5								
6	0.2	T						
7								
8							T	
9	T	T						
10								
11								
12								
13	T							
14								
15		T						
16		T	T			T		
17				T		T	T	T
18	2.1	0.2	T					
19								
20	0.2		0.1		0.9	T		T
21								
22								
23						16.1	7.2	2.1
24						T	5.3	0.9
25	T					5.8	T	T
26								
27	T	T						
28								
29								
30	T	T	T	T	0.7	0.1		
31			0.3	3.1	T	0.9	0.6	0.5
總計 Total	2.8	0.8	2.5	8.4	1.8	22.9	13.1	3.5

七月逐日雨量 (mm)

Month of July, 1937. (mm)

17-18	18-19	19-20	20-21	本日 21-6	6-7	7-8	8-9	總計 Total	日期 Date
								T	1
	T					T	T	T	2
								8.5	3
					T	1.1	0.7	1.8	4
				T				0.2	5
				12.0	0.1	T	0.3	12.4	6
				9.2	0.5	0.4	1.2	11.3	7
				2.0				2.0	8
T	0.2			1.2	1.3	0.1		2.8	9
				31.4				31.4	10
				T				T	11
								T	12
				T		T		T	13
								T	14
				0.9	T	19.2	4.3	24.4	15
				0.2				2.5	16
						0.3	0.2	0.5	17
1.8	0.2			T				3.2	18
									19
									20
									21
0.1				T		T		25.5	22
0.2			0.2	T	T	T		6.6	23
				1.1				6.9	24
									25
				15.1				15.1	26
									27
		T	T	T				T	28
				2.1				2.9	29
0.3	0.1			1.2				7.0	30
									31
2.4	0.5	T	0.2	76.4	1.9	21.1	6.7	155.0	總計 Total

中華民國二十六年七月

Daily Values of Meteorological Elements

日期 Date	氣壓 pressure (500 mm +)	溫度 Temperature (°C)				校差 Range	露點 Gross Temp. (°C)	地溫 Temp. at the Depth of 10cm (°C)
		平均 Mean	最高 Max.	最低 Min.	校差 Range			
1	3.74	23.2	27.1	18.0	9.1	17.0	18.6	
2	2.53	23.9	27.1	18.3	9.1	16.7	18.6	
3	2.25	23.5	26.8	17.7	9.1	15.8	18.7	
4	4.03	19.8	23.4	17.7	5.7	18.5	18.7	
5	4.82	21.5	25.5	15.6	9.9	14.6	18.8	
6	4.74	20.9	24.6	16.5	8.1	16.3	19.0	
7	5.04	22.4	25.4	17.5	7.9	16.0	19.0	
8	4.53	23.5	27.6	18.5	8.8	17.6	18.9	
9	4.32	22.5	26.2	18.1	8.1	17.7	19.0	
10	4.58	23.6	27.6	19.1	8.5	18.0	19.0	
11	4.46	23.3	27.2	18.6	8.6	18.0	19.1	
12	3.68	23.2	26.7	18.6	8.1	18.0	19.2	
13	4.05	23.3	27.3	19.0	8.3	17.4	19.3	
14	3.35	24.1	28.0	18.3	9.7	16.9	19.3	
15	3.32	22.7	25.3	19.5	5.8	18.3	19.4	
16	3.39	24.2	27.0	19.7	7.3	18.1	19.4	
17	3.49	22.8	26.7	20.1	6.6	19.3	19.5	
18	3.90	20.8	24.5	17.2	7.3	18.8	19.5	
19	4.53	21.1	26.8	17.4	9.4	16.5	19.6	
20	5.66	20.7	23.9	13.4	5.5	18.0	19.6	
21	4.90	22.6	26.7	17.8	8.9	16.7	19.7	
22	2.85	23.6	28.3	17.2	11.1	15.9	19.7	
23	2.86	22.1	29.0	19.0	10.0	17.0	19.7	
24	3.30	21.6	27.8	16.6	11.2	16.8	19.7	
25	3.70	21.3	26.0	17.1	8.9	16.5	19.7	
26	3.42	23.5	27.2	17.4	9.8	17.6	19.7	
27	3.19	22.7	26.0	18.6	7.8	17.6	19.7	
28	2.48	23.4	27.3	17.3	10.1	16.8	19.6	
29	2.07	24.0	27.7	18.8	8.9	17.7	19.8	
30	2.35	22.3	25.2	19.4	5.8	18.7	19.8	
31	4.20	21.5	26.3	18.0	8.3	17.3	19.7	
總數 T. or M	3.76	22.6	26.6	18.1	8.5	17.3	19.3	

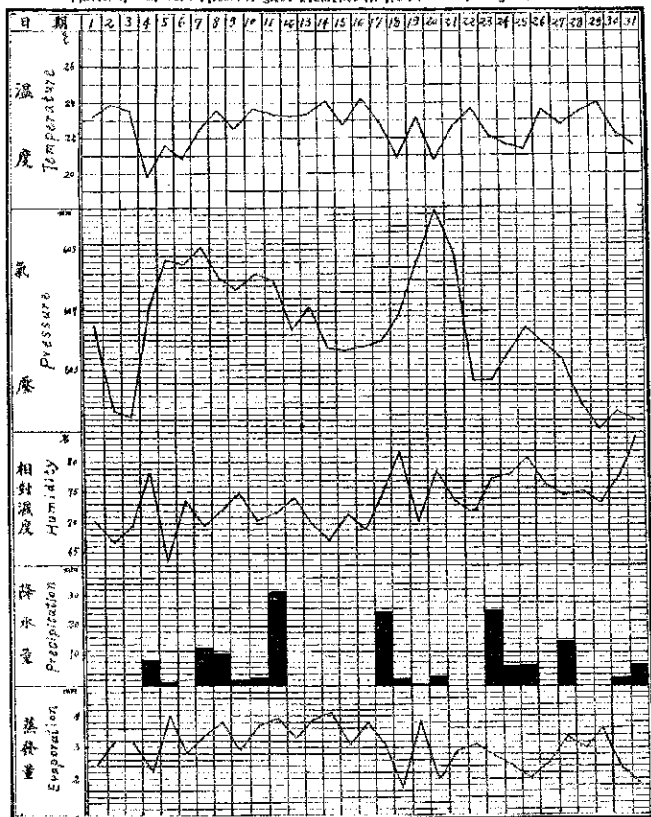
逐日氣象平均要素表

in the Month of July, 1937.

湿度		雲量 Amount of cloud 0-10	風		雨		能見度 Vis. 0-9	蒸發量 Amount of Evap. mm	雜項 Miscell- aneous Informa- tions
絕對 Absolute num	相對 Relative %		平均速 Mean vel. m/s	風向 Dir. Domin	量 Amt. mm.	時數 Dur. h			
15.03	70.2	8.3	6.7	SSW	T		8.3	2.4	
14.78	66.8	5.5	6.8	SSW			8.6	3.2	
15.53	69.5	7.9	2.8	S	T		4.5	3.2	
14.07	78.2	10.0	0.7	NNE	8.3	3.6	6.1	2.2	
12.39	63.5	10.0	1.7	E	1.8	2.0	5.8	4.0	
14.58	73.5	8.4	2.3	S	0.2	1.0	5.6	2.8	
14.67	69.6	6.7	2.5	SSW	12.4	4.7	6.5	3.4	
16.00	72.0	9.5	3.3	SSW	11.3	9.5	6.0	3.6	
15.61	74.9	7.9	4.8	SSW	2.9	2.0	5.9	2.9	
15.38	70.4	7.4	3.4	S	2.8	5.3	6.4	3.7	
15.44	71.7	6.6	5.5	SSW	31.4	4.7	6.4	3.9	
15.63	74.0	7.4	6.4	SSW	T		6.6	3.3	
14.80	70.0	9.2	3.0	SSW	T		6.3	3.9	
15.24	67.2	9.8	6.4	SSW	T		7.0	4.1	
15.49	71.5	10.0	3.9	SW	T		6.0	3.1	
15.60	66.0	9.6	3.9	SW	T		7.2	3.8	
15.66	74.6	10.0	3.8	SW	24.4	3.0	6.3	3.1	
15.44	82.0	10.0	1.7	SE	2.3	3.5	5.5	1.7	
14.86	70.5	6.6	2.7	SE	0.5	1.4	6.6	3.6	
15.02	76.7	9.3	1.3	E	3.2	2.5	5.0	1.9	
15.39	73.5	7.5	2.9	SSW			6.7	2.9	
16.09	71.5	7.8	2.3	SSW			7.2	3.1	
16.10	77.2	9.2	2.5	SSW	2.5	2.7	6.2	2.7	
15.29	78.1	8.4	2.8	NW	6.6	2.8	6.1	2.4	
15.69	80.8	8.2	1.0	NNE	6.9	1.8	6.7	2.0	
17.38	76.5	8.7	1.1	N			6.1	2.3	
15.29	74.7	9.4	2.6	NNE	15.1	2.0	6.4	3.3	
16.11	73.3	3.9	2.2	SW			7.1	3.0	
16.16	73.2	6.2	2.3	S			6.7	3.6	
15.92	77.8	9.3	1.4	NNE	2.9	2.4	3.8	2.3	
16.72	84.5	9.7	1.2	NNE	7.0	3.3	5.4	1.8	
15.40	74.6	9.3	3.3		165.0	58.2	6.5	93.8	

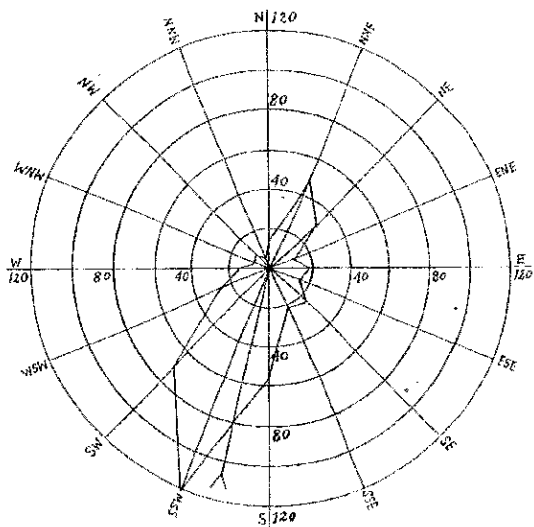
中華民國二十六年七月份各項氣象要素逐日變遷圖

March of Different Meteorological Elements in the Month of July, 1937.



中華民國二十六年七月份風向圖

WIND ROSE FOR JULY, 1937.



—— 風向次數
Frequency

—— 合成風向
Resultant Direction

方向 Dir.	N	NNE	NE	ENE	E	ESE	SE	SSE	S	SSW	SW	WSW	W	WNW	NW	NNW	N	C
次數 Frequency	14	48	30	12	19	15	24	22	56	121	70	25	14	7	9	5		4
百分數 %	2.8	9.7	6.0	2.4	3.9	3.0	4.9	4.4	11.3	24.4	14.1	5.3	2.8	1.4	1.8	1.0		0.8

立 省 南 雲
所 候 剛 明 昆

氣 象 月 報

第 二 卷 第 八 期



龔 自 知 題



中 華 民 國 二 十 六 年 八 月 份

MONTHLY METEOROLOGICAL BULLETIN

OF

METEOROLOGICAL STATION OF YUNNAN PROVINCE.
KUNMING.

August, 1937.

VOL. 2, NO. 8.

目 次

Table of Contents

本月份天氣概況 *A Summary of Weather Conditions, during the
Month of August, 1937.*

本月份氣象摘要 *Monthly Summary.*

氣壓 *Barometric Pressure.*

溫度 *Air Temperature.*

絕對濕度 *Absolute Humidity.*

相對濕度 *Relative Humidity.*

雲狀與雲向 *Cloud: Forms and Direction.*

雲量 *Cloud Amount.*

能見度 *Visibility.*

風向與風速 *Wind Direction and Velocity.*

雨量 *Amount of Rainfall.*

逐日氣象平均要素 *Daily Values of Meteorological Elements.*

凡例 *Explanatory Remarks.*

各項氣象要素趨勢圖 *Morch of Different Meteorological Elements.*

風向圖 *Wind Rose.*

民國二十六年八月份昆明天氣概況：

一、概

本月我國被暴日侵略，抗戰加烈！各地氣象報告，祇供我空軍應用，停止廣播，故全國天氣概況，頗難瞭解？昆明天氣趨勢，同於去年，晴天全無，雨天二十六日，比去年尚步六日。

雨量總計352.3m.m.較歷年同月平均數220.5m.m.超過131.8m.m.比去年水災，僅少4m.m.一日間最大降雨量，(三日)得42.9m.m.不及去年之半，故昆明雨未得豐。

本月雨量之豐，因厚於低氣壓與旋風，助長於高氣壓，形成於雷雨；月初，一、二日，低氣壓發育於滇東南部，高氣壓由蘭州占低西區，昆明日量雷雨，兩日得雨55.5m.m.

三日，太平洋颶風北進，西南低氣壓為所引伸，大雨遍全省，昆明得一日最多雨量；四日，颶風從雲南發陸，五日過江北，六日，折西南至武漢，八日，經湖南至西陵；昆明十四時氣壓最低達600.16m.m.連日雷雨，波及一週；滇南連水、箇舊、曲溪、彌特、寧縣，雷雨成災！

九日，低氣壓復發育於廣南，十日至十五日，中心徘徊於桂境，十一日，昆明、鎮興、鎮波、那北、等處，大雨河水暴漲；十四日，昆明寒流核團，氣溫低至13.7°C.同時太平洋颶風捲起，十五日，由揚子江上陸，十六日，經徐州北去；低氣壓進至南海；昆明天氣久雨半月，始轉曇天；潯江、易門、羅漢、鶴慶、嵩明、嵩谷、黑井、等處，陰雨連綿，潦圍城垣。

十七、十八等日，南海又有颶風發生；二十一日至二十四日，昆明連日雷雨閃電，二十一日，風速最大每秒11.7m.二十三日，氣溫最高達27.5°C.二十五日至二十七日，昆明濕雲瀰漫，二十五日，雨尤懸沛；德善一日得量74.3m.m.二十六等日，驟遇大雨成災！

二十九日，昆明向風轉盛，氣壓增高達608.98m.m.三十日，二十一日，全省各地，天氣一律晴景。

中華民國二十六年八月氣象綱要 Monthly Summary for August, 1937.

		氣 壓		Air Pressure	
極端最高	Extreme maximum	608.96mm	在29日 9 時	on 29th 9h	
極端最低	Extreme minimum	609.16mm	在 8 日 14 時	on 8 th 14h	
平均	Mean	本年 Present	694.54mm		
		往年 Past	695.23mm		
		氣 溫		Air Temperature	
極端最高	Extreme maximum	27.5°C	在23日 14時	on 23th 14h	
極端最低	Extreme minimum	13.7°C	在14日 6時	on 14th 6h	
最高平均	Mean maximum	24.1°C			
最低平均	Mean minimum	17.6°C			
平均	Mean	本年 Present	20.6°C		
		往年 Past	19.9°C		
		風		Wind	
最大風速	Maximum velocity	11.7m/s	在21日 16時	on 21th 16h	
合成風向	Resultant direction		S 37°43', 9E		
		降 水 量		Precipitation	
雨 量	Rainfall		352.3mm		
一日最多雨量	Greatest in 24 hours		42.9mm	在 3 日	on 3rd
標準雨量	Normal Rain		220.5mm		
		雜 記		Miscellaneous Informations	
晴天日數	Clear days				0
曇天日數	Partly cloudy days				3
陰天日數	Cloudy days				2
雨天日數	Rainy days				26
有雷陣日數	Days with thunderstorm				11
有濕露日數	Days with wet fog				9
有霧日數	Days with fog				3
有霏日數	Days with mist				1-1
有低霧日數	Days with ground fog				2
有露日數	Days with dew				1
有雷聲日數	Days with thunder				12
有閃電日數	Days with lightning				11
有日暈日數	Days with solar halo				11
有日華日數	Days with solar corona				2
有月暈日數	Days with lunar halo				1
有虹日數	Days with rainbow				2

中華民國二十六年

Barometric pressure of every day, in

時 日	H.	1	2	3	4	5	6	7	8	9	10	11	12
1		2.3	2.0	2.0	2.0	2.1	2.56	2.76	2.96	3.16	3.06	2.96	2.66
2		2.4	2.1	1.9	1.9	1.9	2.36	2.66	2.86	2.76	2.76	2.56	2.26
3		1.1	1.0	1.0	1.0	1.0	1.66	1.46	1.76	1.66	1.76	1.56	1.16
4		1.8	1.7	1.5	1.5	1.6	1.96	2.06	2.16	2.26	2.26	1.96	1.76
5		2.9	2.8	2.6	2.5	2.4	2.96	3.26	3.66	3.86	3.96	3.76	3.36
6		3.4	3.2	3.0	3.0	3.0	2.96	3.06	3.16	3.16	3.16	2.96	2.66
7		3.0	2.9	2.6	2.4	2.4	2.36	2.36	2.56	2.56	2.56	2.36	1.96
8		1.2	1.1	0.8	0.7	0.6	0.76	0.96	1.16	1.06	1.06	0.86	0.56
9		0.6	0.5	0.4	0.4	0.5	0.76	1.06	1.16	1.46	1.26	1.06	0.96
10		3.5	2.4	2.3	2.3	2.4	2.56	2.76	2.96	3.26	3.56	3.76	3.56
11		4.0	3.9	3.5	3.6	3.6	3.86	4.16	4.36	4.56	4.36	4.26	3.96
12		5.5	5.2	4.9	4.7	4.8	4.86	5.06	5.36	5.26	5.16	4.76	4.46
13		5.2	5.0	4.9	4.9	5.0	4.86	5.06	5.26	5.46	5.46	5.26	5.06
14		5.6	5.6	5.6	5.6	5.7	5.46	5.56	5.66	5.96	5.66	5.56	5.26
15		5.1	5.0	4.6	4.7	4.8	5.06	5.66	6.06	6.16	6.16	6.16	5.76
16		5.5	5.2	5.0	5.0	5.0	5.26	5.66	6.16	6.46	6.56	6.36	5.96
17		6.8	6.8	6.6	6.5	6.6	6.66	6.96	6.86	6.76	6.96	6.96	6.46
18		7.1	6.9	6.9	7.0	7.0	7.16	7.36	7.66	7.86	8.16	7.76	7.66
19		8.0	7.8	7.6	7.7	7.5	7.26	7.46	7.76	8.16	8.06	7.96	7.66
20		6.5	6.3	6.1	6.0	6.0	6.36	6.46	6.86	7.06	6.96	6.66	5.86
21		6.1	5.9	5.7	5.3	5.4	5.76	5.86	6.06	6.36	6.36	6.26	5.86
22		6.1	5.8	5.7	5.7	5.7	5.76	5.96	5.96	5.96	5.76	5.46	5.06
23		5.1	4.9	4.9	4.8	4.8	4.86	5.26	5.46	5.76	5.66	5.16	4.86
24		5.2	5.1	5.0	5.0	5.0	4.96	5.26	5.46	5.56	5.36	5.16	5.06
25		4.9	4.7	4.6	4.4	4.5	4.56	4.96	5.16	5.26	5.36	5.26	5.16
26		6.0	5.9	5.8	5.8	5.9	6.36	6.76	6.96	7.26	7.36	7.46	6.96
27		7.3	7.6	7.4	7.3	7.5	7.66	7.86	8.26	8.36	8.46	7.96	7.56
28		7.0	6.9	6.8	6.8	6.8	7.06	7.26	7.46	7.56	7.66	7.06	7.46
29		7.4	7.0	7.0	7.0	7.1	7.66	8.26	8.76	8.96	8.76	8.56	8.36
30		7.2	6.9	6.8	6.7	6.8	7.36	7.76	7.86	7.66	7.86	7.46	7.26
31		5.6	5.4	5.3	5.3	5.4	5.96	5.96	6.06	6.06	6.06	5.86	5.66
平 Mean		4.8	4.6	4.5	4.4	4.5	4.69	4.92	5.16	5.29	5.28	5.09	4.78

八月逐日氣壓 (600mm+)

The Month of August, 1937. (600mm+)													
13	14	15	16	17	18	19	20	21	22	23	24	平均	Mean
2.36	1.96	2.06	1.86	1.56	1.76	2.16	2.46	2.76	2.8	2.8	2.6	2.40	
1.66	1.36	0.66	0.46	0.36	0.46	0.76	1.06	1.26	1.6	1.7	1.6	1.72	
0.76	0.16	0.36	0.26	0.46	0.76	1.06	1.26	1.76	2.1	2.1	2.1	1.21	
1.65	1.06	0.76	0.76	1.06	1.26	1.96	2.26	2.96	3.0	3.0	3.0	1.89	
2.85	2.66	2.16	1.96	2.26	2.46	2.56	2.86	3.36	3.6	3.6	3.6	3.01	
2.25	1.96	1.76	1.86	1.76	1.86	2.26	2.46	2.85	3.3	3.3	3.2	2.73	
1.66	1.06	0.76	0.76	0.46	0.56	0.66	0.76	1.06	1.2	1.2	1.2	1.72	
0.26	0.16	0.46	0.26	0.26	0.26	0.26	0.46	0.66	0.8	0.9	0.8	0.67	
0.66	0.76	0.36	0.46	0.76	0.86	1.26	1.66	2.26	2.9	2.9	2.8	1.16	
3.56	3.26	2.96	2.76	2.86	2.96	3.36	3.76	4.06	4.2	4.3	4.3	3.19	
3.86	3.46	3.76	3.86	4.26	4.26	4.56	5.46	5.66	5.8	5.9	5.8	4.37	
4.66	3.96	3.86	3.56	3.66	3.66	4.26	4.66	5.36	5.6	5.5	5.4	4.76	
4.56	4.36	3.96	3.26	4.16	4.06	4.36	4.96	5.26	5.7	5.7	5.7	4.93	
4.76	4.16	3.76	3.76	3.76	3.66	3.96	4.36	5.06	5.2	5.3	5.3	5.06	
5.36	5.26	4.76	4.36	4.16	4.16	4.26	4.66	5.56	5.7	5.7	5.6	5.21	
5.56	4.96	4.26	3.86	3.76	3.86	4.26	4.86	5.56	6.8	6.8	6.9	5.40	
6.36	5.86	5.46	5.26	5.16	5.36	5.76	6.16	6.86	7.0	7.3	7.2	6.44	
7.46	6.46	5.96	4.46	5.66	6.06	6.56	7.66	7.86	7.9	8.0	8.0	7.09	
7.16	6.76	5.96	5.56	5.46	5.76	6.16	6.76	6.96	7.0	6.9	6.7	7.09	
5.56	4.96	4.66	4.06	4.16	4.36	4.86	5.26	5.76	6.1	6.3	6.3	5.82	
5.26	4.66	4.16	4.16	4.16	4.36	4.56	5.06	6.16	6.5	6.5	6.4	5.54	
4.86	4.16	3.46	3.06	2.86	2.86	3.26	3.86	4.46	5.0	5.1	5.1	4.87	
4.36	3.76	3.46	2.96	2.96	2.96	3.56	3.76	3.06	5.4	5.4	5.3	4.60	
4.46	3.76	3.46	3.26	3.16	3.46	3.76	3.96	4.36	4.9	5.0	5.1	4.62	
4.86	4.16	3.76	4.16	3.96	4.56	5.26	5.86	6.66	6.2	6.2	6.1	5.02	
6.46	6.56	6.46	6.46	6.46	6.66	6.96	7.26	7.56	7.8	8.0	7.9	6.79	
7.16	6.56	6.16	5.96	5.86	5.96	6.46	6.96	7.46	7.4	7.4	7.4	7.28	
6.86	6.46	6.16	6.06	5.86	6.06	6.36	6.76	7.26	7.6	7.6	7.6	6.96	
7.06	7.46	7.06	6.76	6.76	6.86	6.76	7.26	7.56	7.6	7.6	7.7	7.58	
6.96	6.36	5.86	5.26	5.16	5.16	5.16	5.16	5.66	5.7	5.8	5.8	6.49	
5.36	4.96	4.46	4.26	4.16	4.06	4.16	4.56	5.26	6.0	6.0	5.9	5.32	
4.43	3.98	3.65	3.44	3.46	3.59	3.93	4.34	4.85	5.1	5.2	5.1	4.54	

中華民國二十六年

Air Temperature of every day, in

時 H. D.	6	7	8	9	10	11	12	13
1	18.8	19.4	20.3	20.3	22.2	22.1	23.1	25.0
2	18.7	19.2	19.7	21.3	22.1	22.9	24.7	26.0
3	18.4	18.5	18.9	19.4	20.8	21.7	22.9	23.9
4	18.0	18.3	19.7	21.1	21.3	22.6	21.9	22.1
5	18.0	17.9	18.3	19.0	20.1	21.8	22.5	22.9
6	18.5	18.6	20.2	21.4	22.4	24.8	25.0	26.0
7	18.4	18.6	19.8	20.7	21.7	22.7	23.5	23.9
8	18.3	18.8	19.7	20.6	20.6	22.1	23.9	24.5
9	18.8	18.9	19.6	20.1	21.0	23.1	20.8	21.4
10	18.1	18.4	19.0	19.3	19.4	18.7	18.6	19.5
11	17.4	17.2	17.7	18.8	19.9	21.3	20.0	19.2
12	15.4	16.1	17.1	18.6	21.2	23.3	22.9	22.0
13	17.1	17.4	17.7	18.7	19.7	21.0	21.8	22.0
14	14.3	14.6	16.2	16.9	19.9	22.0	23.1	23.2
15	17.2	16.7	17.0	16.9	17.0	17.1	18.0	18.5
16	15.1	15.1	17.0	18.7	19.3	20.0	20.1	21.6
17	17.9	18.2	19.0	19.9	21.0	23.0	24.8	25.4
18	18.7	18.8	19.4	20.9	21.4	23.5	22.9	23.9
19	18.0	17.8	17.7	18.6	18.9	19.6	19.8	20.1
20	17.2	17.4	18.1	19.1	20.2	21.3	22.2	23.6
21	17.4	17.7	18.8	20.2	20.6	21.7	23.7	24.1
22	16.0	16.0	16.5	20.6	22.0	23.2	24.0	25.6
23	18.9	19.4	20.1	20.7	22.0	24.3	25.6	26.7
24	17.5	17.8	18.1	20.5	21.4	21.7	22.4	24.1
25	17.5	17.4	18.6	20.1	21.0	20.6	20.3	21.3
26	16.9	17.1	17.5	18.2	18.8	18.8	20.3	21.4
27	16.6	16.9	17.9	18.1	19.8	21.7	22.2	22.6
28	17.7	18.2	18.8	19.3	21.1	21.1	20.2	20.3
29	16.9	17.0	17.4	19.4	20.7	21.2	22.2	23.2
30	17.9	18.3	18.8	19.6	21.2	22.8	24.4	23.5
31	17.3	17.5	18.1	20.3	22.0	24.0	25.4	25.0
平均 -Mean	17.5	17.7	18.5	19.6	20.7	21.8	22.4	23.0

八月逐日氣溫 (°C)

the Month of August, 1937. (°C)								T _g Mean
14	15	16	17	18	19	20	21	
25.0	23.4	21.0	21.0	20.7	20.4	20.2	19.8	21.4
26.2	25.4	25.8	25.3	24.4	23.2	22.6	22.0	23.1
24.7	25.2	21.7	20.2	20.0	19.0	19.3	19.1	20.9
22.9	23.0	21.1	20.9	20.8	19.9	19.5	19.2	20.8
23.4	22.0	23.9	21.7	21.2	20.6	20.5	21.0	20.9
25.4	22.8	21.2	20.4	20.1	20.0	19.8	19.9	21.7
23.1	22.0	21.5	21.8	21.4	20.7	20.5	20.2	21.2
24.9	21.4	21.6	20.6	20.1	20.1	19.9	19.4	21.1
21.3	22.4	21.2	20.1	20.2	19.9	19.4	18.9	20.4
19.7	19.8	19.5	19.2	19.0	18.6	18.6	18.5	19.0
20.4	20.5	19.0	18.4	18.4	18.2	18.1	17.8	18.9
20.6	20.8	20.5	20.5	19.6	18.9	18.7	18.2	19.7
20.2	19.4	19.2	19.0	18.8	18.3	18.0	17.9	19.1
23.8	23.8	22.7	21.0	20.9	20.1	19.8	18.9	20.1
19.0	19.4	19.4	19.1	18.5	17.7	17.2	17.0	17.9
22.9	23.4	23.1	22.5	21.9	21.3	20.6	20.1	20.2
25.2	24.5	24.7	24.1	23.4	22.8	22.0	21.1	22.3
23.6	23.2	23.0	21.2	21.0	20.5	20.0	19.8	21.4
19.1	19.6	20.8	20.0	20.0	19.8	19.0	18.7	19.2
22.2	22.9	22.2	22.8	21.6	21.0	20.6	20.1	20.8
24.2	23.8	22.2	20.5	20.1	19.4	19.2	18.5	20.8
21.3	23.1	24.7	24.3	23.9	22.6	21.9	21.4	22.1
25.9	25.8	24.3	24.9	24.6	23.6	23.1	19.6	23.2
24.7	24.9	22.0	21.4	20.1	19.9	19.8	19.4	21.0
21.8	22.3	19.4	18.7	18.6	18.4	18.0	17.8	19.5
18.9	18.1	18.4	18.8	18.6	18.0	17.9	17.7	18.5
22.8	22.0	22.3	22.0	21.4	20.3	19.9	19.4	20.4
21.3	21.0	20.0	20.6	20.1	20.2	18.7	18.4	19.8
23.4	23.3	22.4	21.9	21.2	20.3	19.0	18.8	20.5
23.4	23.5	23.2	22.9	22.0	20.9	20.1	19.3	21.4
25.3	25.1	24.8	24.1	23.3	22.7	21.0	20.0	22.2
23.0	22.6	21.8	21.3	20.8	20.3	19.8	19.3	20.6

中華民國二十六年八月

Absolute Humidity of every day.

時 H. 日 D.	6	7	8	9	10	11	12	13
1	15.39	16.03	14.59	15.47	16.38	16.38	16.50	15.98
2	15.39	15.16	16.03	16.61	17.31	17.03	17.47	18.55
3	15.16	15.39	15.16	16.03	16.22	17.31	17.58	18.58
4	14.95	14.95	16.50	15.98	17.55	17.03	17.03	17.03
5	14.12	14.12	14.12	15.16	15.47	15.70	16.38	16.49
6	15.39	15.16	16.22	17.31	17.03	17.75	17.42	18.79
7	14.95	14.95	15.16	16.22	17.55	17.03	16.79	16.50
8	14.12	15.39	16.50	16.22	16.22	17.31	18.04	17.75
9	15.39	15.16	16.03	16.22	15.98	16.79	15.98	17.55
10	14.12	15.39	15.16	15.16	15.16	15.16	15.16	16.03
11	14.35	13.94	14.35	13.90	16.50	15.98	16.22	15.16
12	12.45	13.37	13.37	14.12	15.98	15.85	15.85	15.24
13	13.14	13.94	14.12	15.39	15.16	15.47	15.70	15.46
14	11.13	19.00	12.22	13.14	14.59	15.70	15.18	15.16
15	13.14	12.48	13.14	13.14	13.14	13.14	12.43	13.63
16	11.35	11.35	12.46	14.12	13.60	14.59	14.59	15.70
17	13.43	14.12	14.68	14.87	15.24	15.85	16.22	16.26
18	13.83	14.44	14.67	15.08	15.70	16.50	17.30	16.78
19	14.12	14.12	13.67	14.68	14.44	14.87	15.76	14.87
20	13.67	13.68	14.12	13.83	14.16	14.59	15.18	15.57
21	12.85	13.43	13.83	14.59	14.35	15.46	15.33	15.98
22	11.69	12.22	13.67	15.16	14.95	14.94	13.33	15.70
23	14.68	14.87	14.59	14.59	15.46	16.22	16.95	17.01
24	13.14	13.43	14.12	15.47	14.95	16.79	15.85	16.22
25	13.14	13.14	14.12	14.59	15.24	15.24	14.59	15.70
26	13.37	13.14	13.67	14.12	13.83	14.44	16.22	15.79
27	12.99	13.14	13.67	13.43	14.87	14.35	15.46	15.18
28	13.67	14.12	13.83	14.44	14.59	15.24	14.59	14.59
29	13.14	13.14	12.48	13.83	14.87	15.24	14.65	13.91
30	12.62	12.62	13.83	14.44	14.95	13.51	13.31	13.03
31	12.85	12.20	13.43	14.59	14.95	14.65	14.14	13.84
平均 Mean	13.67	13.85	14.31	14.98	15.37	15.68	15.88	15.95

月 逐 日 絕 對 濕 度 (mm)

in the Month of August, 1937. (mm)

14	15	16	17	18	19	20	21	平均 Mean
17.23	16.79	15.70	17.31	15.98	15.98	16.22	16.22	16.13
18.53	17.23	16.95	16.26	17.47	17.75	17.30	17.39	17.04
17.73	15.70	15.98	15.22	15.22	16.22	15.16	16.03	16.29
17.59	16.79	17.31	15.98	15.98	15.16	15.16	15.16	16.26
16.50	17.31	17.03	15.70	15.24	15.47	15.47	15.47	15.63
19.07	16.50	15.70	15.98	16.22	16.22	16.22	16.22	16.83
16.50	17.03	17.31	17.31	17.55	15.98	15.47	15.76	16.38
18.30	16.09	15.70	15.98	16.22	16.22	15.76	16.03	16.37
17.55	17.03	15.70	15.47	16.22	16.22	15.16	15.16	16.10
16.22	15.76	15.16	15.16	15.16	14.68	15.39	13.39	13.27
16.22	14.59	15.16	14.68	14.68	14.95	14.35	14.35	15.05
15.98	15.98	16.22	16.22	14.87	14.44	14.35	14.12	14.90
14.59	14.87	14.87	14.87	13.83	14.12	14.12	14.12	14.61
14.42	14.14	15.57	14.07	14.95	14.59	13.87	14.44	14.01
13.60	13.60	13.60	13.83	13.83	12.62	13.14	13.14	13.30
15.57	14.65	14.65	13.54	14.43	14.05	15.24	14.59	14.09
15.98	15.70	15.98	15.98	16.22	14.94	15.18	15.70	15.40
17.73	16.50	17.06	15.46	15.70	15.98	14.87	14.87	15.85
14.87	14.87	15.47	15.47	14.59	14.16	15.83	13.83	14.60
14.43	14.43	14.43	14.94	15.46	14.95	15.24	15.47	14.62
15.05	16.22	13.83	14.65	15.24	14.87	14.87	13.43	14.64
15.70	15.98	16.22	16.22	16.50	15.85	15.18	14.71	15.00
16.42	16.95	14.98	15.98	16.73	17.75	16.85	14.16	15.89
16.78	16.78	16.09	14.95	14.59	14.59	14.87	15.16	15.24
15.70	13.54	13.60	13.83	15.16	14.68	14.12	13.67	14.38
13.60	14.12	14.12	14.12	14.12	13.14	13.14	12.85	13.98
15.18	15.18	15.18	14.71	14.95	14.87	14.87	14.44	14.53
14.35	14.59	14.87	15.47	15.47	14.87	14.44	13.83	14.56
13.91	13.03	13.54	13.83	14.07	14.59	13.60	13.60	13.84
13.03	13.03	13.03	13.31	13.54	12.50	13.03	13.31	13.32
13.69	13.60	13.81	14.42	13.91	14.19	14.71	14.59	13.97
15.87	13.44	15.35	15.23	15.33	15.08	14.84	14.76	15.10

中華民國二十六年八月

Relative Humidity of every day.

日 D.	1	2	3	4	5	6	7	8	9	10	11	12
1	87.5	87.6	88.0	87.8	87.8	89.0	88.8	86.0	86.0	79.0	78.2	72.0
2	87.5	87.5	88.0	88.0	88.0	88.2	88.2	88.0	85.5	89.0	77.5	70.0
3	84.5	85.7	87.0	87.4	87.4	87.5	88.5	88.0	87.7	86.2	84.0	81.0
4	87.7	88.0	88.0	87.7	87.7	87.8	88.0	88.0	83.6	82.5	78.0	80.8
5	85.0	87.0	87.1	87.2	87.2	87.4	87.5	87.6	87.5	85.0	80.0	77.5
6	85.2	86.3	87.2	87.2	87.2	88.0	88.6	88.0	85.0	77.0	70.0	73.0
7	87.5	87.5	87.6	87.5	87.6	87.6	88.2	88.0	86.0	89.0	76.0	75.0
8	87.3	87.3	88.0	88.0	88.0	89.0	90.2	90.0	87.5	87.3	82.5	77.5
9	90.0	90.0	90.2	90.2	90.4	90.5	89.5	89.5	87.6	85.0	77.6	87.2
10	89.6	89.6	89.6	89.6	89.6	89.5	89.8	89.5	87.5	87.0	88.0	88.5
11	88.2	88.2	88.2	88.2	88.2	89.0	89.5	89.5	89.9	89.0	82.5	83.0
12	87.4	87.4	87.6	87.6	87.7	87.9	88.2	88.2	87.0	77.5	66.1	71.5
13	87.3	87.4	87.4	87.5	87.5	88.0	88.4	88.4	88.0	84.0	79.5	80.5
14	87.0	87.2	87.3	87.3	87.5	87.5	88.0	89.5	87.0	75.0	71.0	67.0
15	87.5	87.5	87.5	87.5	87.5	87.6	89.0	89.5	88.0	88.0	87.7	87.5
16	87.6	87.6	87.9	87.9	88.1	87.9	87.5	87.0	82.6	60.5	60.0	80.0
17	84.9	84.5	84.6	84.9	85.0	85.6	86.9	86.0	82.6	79.8	73.1	65.2
18	84.0	84.0	84.1	84.8	84.5	85.6	86.8	86.5	82.0	78.0	72.5	77.5
19	85.2	85.3	86.3	86.0	86.2	87.0	87.5	88.0	88.3	87.8	87.1	86.9
20	85.0	87.0	87.1	87.4	87.7	88.0	88.1	88.0	84.0	79.0	76.4	72.0
21	83.2	84.8	84.7	84.9	85.1	87.3	88.3	87.0	82.5	76.9	77.8	70.0
22	87.3	87.9	87.8	87.7	87.7	88.0	88.0	89.0	83.8	78.1	70.2	67.2
23	84.0	85.0	86.2	86.0	86.0	87.4	85.3	84.8	82.2	78.5	70.2	65.7
24	86.0	86.0	86.3	86.8	86.7	86.8	86.7	86.8	82.3	77.8	71.2	77.0
25	83.8	82.7	82.7	83.0	83.0	85.2	85.7	85.8	80.0	82.0	82.5	82.7
26	87.7	87.7	87.8	87.8	86.2	89.0	89.0	89.0	88.6	87.5	87.0	87.0
27	86.2	86.0	87.6	87.9	88.0	88.0	89.0	88.8	87.8	84.8	78.5	75.0
28	84.0	84.8	84.9	85.0	85.2	86.2	87.3	85.0	82.2	78.5	60.0	83.0
29	87.5	87.9	89.0	88.8	88.8	89.7	89.9	87.6	86.2	83.8	89.0	71.8
30	83.2	84.1	84.0	84.8	84.8	85.0	85.4	85.0	80.0	71.9	62.2	57.8
31	81.3	82.2	82.4	82.2	82.2	82.2	82.6	82.1	77.6	70.2	61.4	56.1
平均 Mean	86.2	86.5	86.8	86.9	87.0	87.8	87.9	87.6	85.1	81.4	77.1	75.7

月逐日相對濕度(%)

In the Month of August, 1937. (%)

13	14	15	16	17	18	19	20	21	22	23	24	平均 Mean
67.5	66.0	86.0	66.2	88.0	65.0	86.0	86.6	87.4	87.6	87.5	87.5	84.0
68.8	62.5	64.0	63.0	63.0	69.9	75.8	80.0	80.7	87.0	82.5	84.2	78.9
77.4	74.0	84.0	85.0	86.5	87.0	87.4	87.6	88.2	87.7	87.7	87.7	85.6
80.0	77.8	79.3	82.0	82.7	84.0	82.8	83.2	84.3	85.0	85.0	85.0	84.2
75.0	77.5	82.5	77.7	79.8	79.0	82.0	82.4	84.5	84.0	84.4	85.0	83.3
70.0	70.0	80.0	83.0	84.8	86.0	87.2	87.4	87.5	87.5	87.4	87.4	83.4
79.0	77.0	83.0	85.0	85.3	85.0	85.0	82.6	85.0	85.5	85.0	86.0	84.4
75.0	75.0	83.0	87.3	87.6	88.0	88.7	89.5	89.8	89.8	89.8	89.8	86.6
86.0	86.0	82.3	84.5	85.2	86.0	88.0	87.7	89.5	89.8	89.3	89.2	87.6
88.0	87.6	89.0	86.8	86.5	87.0	87.3	87.6	88.0	88.0	88.0	88.0	88.2
86.2	86.0	84.0	86.0	87.5	87.5	87.6	87.7	87.7	87.5	87.0	87.4	87.3
89.0	82.6	82.6	82.5	83.2	83.0	83.0	83.0	82.8	85.0	86.5	87.0	83.6
77.4	81.0	82.7	83.2	84.5	80.0	82.0	85.0	85.0	86.0	86.0	87.0	84.8
62.0	58.0	61.0	70.9	73.5	77.0	78.0	79.8	82.4	82.6	82.7	87.4	79.0
84.0	82.4	89.0	78.0	79.0	80.0	82.0	85.3	87.5	87.5	87.6	87.5	85.7
74.8	68.5	66.0	63.8	62.7	68.9	72.4	79.8	79.9	81.6	82.5	82.5	79.5
61.2	64.0	67.6	67.5	66.3	70.0	72.5	75.0	77.7	78.1	80.3	83.6	77.0
74.0	77.6	80.0	77.6	83.0	83.3	83.0	83.2	84.2	84.2	84.0	85.0	82.1
85.0	84.2	82.5	82.0	77.5	78.2	80.3	82.5	84.9	85.0	85.2	85.3	84.8
72.5	75.8	76.8	75.6	71.8	75.8	79.0	80.5	82.2	82.4	82.6	83.0	81.2
70.0	68.2	70.0	71.4	82.2	84.0	84.8	86.5	87.0	87.0	87.3	87.5	81.7
65.2	62.5	60.3	61.0	62.0	67.5	75.0	79.4	80.0	81.2	82.7	82.0	77.6
62.5	60.1	77.8	70.6	66.0	66.9	77.4	73.0	85.3	86.2	86.0	86.0	78.3
72.8	70.2	71.4	79.8	82.2	82.8	82.9	83.0	84.9	84.5	84.3	84.0	81.8
84.0	81.0	72.5	86.0	85.6	86.0	87.5	88.0	87.5	87.5	87.5	87.5	84.2
81.0	84.0	87.2	87.5	86.2	85.3	85.8	86.2	86.0	86.2	86.0	86.0	86.0
72.2	71.0	70.3	70.1	74.6	75.0	79.2	80.0	81.9	82.2	83.0	84.2	81.3
83.0	77.8	79.3	81.5	82.2	82.0	84.2	85.9	87.1	87.0	86.7	87.2	83.7
67.0	65.8	64.6	67.5	68.4	73.0	79.2	82.2	82.2	82.2	82.3	83.2	80.4
53.9	54.9	84.8	84.6	62.2	65.5	69.0	74.4	77.6	78.0	78.5	80.0	75.5
53.0	54.8	55.0	57.0	57.4	61.0	65.0	72.5	75.2	76.9	78.3	78.0	71.1
73.8	73.0	76.4	77.6	77.6	79.0	81.3	82.8	84.3	84.6	85.0	85.0	82.4

中華民國二十六年

Form and Direction of Clouds of coast

時 H.	6		7		8		9		10		11	
	狀 For.	向 Dir.	狀 For.	向 Dir.	狀 For.	向 Dir.	狀 For.	向 Dir.	狀 For.	向 Dir.	狀 For.	向 Dir.
J	AS	E	AS	E	AS	E	AS	E	N	E	N	E
2	AS	ESE	AK	ESE	AK	WSW	AS	WSW	AS	SSW	CS	SSW
3	N	SW	N	SW	N	SW	N	SW	N	SW	N	SW
4	N	E	N	E	N	AK	N	AK	N	AK	N	AK
5	N	NE	N	NE	N	NE	N	NE	N	NE	N	NE
6	AK	W	AK	W	AK	W	SK	W	SK	W	SK	W
7	CS	W	CS	W	CS	W	S	W	AS	W	AS	W
8	N	W	N	W	N	W	N	W	N	W	N	W
9	N	E	N	E	N	E	N	E	N	E	N	E
10	N	E	N	E	N	E	N	E	N	E	N	E
11	N	E	N	E	N	E	N	E	N	E	N	E
12	AS	NNE	AS	N	AS	N	CS	N	CS	N	AK	N
13	N	ENE	N	ENE	N	ENE	AS	ENE	N	ENE	AS	ENE
14	C	W	C	W	C	W	C	W	CS	W	CS	W
15	N	NE	N	NE	N	NE	N	NE	N	NE	N	NE
16	C	E	AK	E	AK	ENE	AK	ENE	AS	ENE	AS	ENE
17	AK	ENE	AK	ENE	AK	ENE	AK	ENE	AS	ENE	AS	ENE
18	AS	WSW	AS	WSW	AS	WSW	KN	WSW	KN	WSW	KN	WSW
19	N	E	N	E	N	E	N	E	N	E	N	E
20	N	E	N	E	N	E	N	E	N	E	N	E
21	AK	SE	AS	SE	AS	SE	AS	SE	KN	SE	N	SE
22	S	W	S	W	S	W	S	W	SK	W	SK	W
23	AS	SSW	AK	SSW	AK	SSW	AK	SSW	AK	SSW	KN	SSW
24	C	E	AS	E	AS	E	AS	E	N	E	KN	E
25	N	E	N	E	N	E	N	E	N	E	N	E
26	N	E	N	E	N	E	N	E	N	E	N	E
27	N	SSW	N	SSW	N	SSW	N	SSW	N	SSW	N	SSW
28	AS	SW	AS	SW	AS	SW	AS	SW	AS	SW	AS	SW
29	N	SSW	N	SSW	N	SSW	N	SSW	N	SSW	N	SSW
30	S	SSE	S	SSE	S	SSE	S	SSE	SK	SSE	K	SSE
31	AS	W	AS	W	AS	W	AS	W	AK	W	AK	W

八月逐日雲狀及雲向

day, in the Month of August, 1937.

12		13		14		15		16		17		18		日期 Date
狀 For.	向 Dir.	狀 For.	向 Dir.	狀 For.	向 Dir.	狀 For.	向 Dir.	狀 For.	向 Dir.	狀 For.	向 Dir.	狀 For.	向 Dir.	
AS	E	AS	E	CS	ESE	N	E	N	E	AS	E	AK	ESE	1
AK	NE	SK	ENE	CS	NE	CS	NE	KN	NE	CS	NE	CS	ENE	2
AS	SSW	AK	SSE	AS	SSE	N	SE	N	SE	N	NE	N	SW	3
N	ENE	N	ENE	AS	ENE	N	ENE	N	ENE	N	NE	N	NE	4
AS	SSW	AK	SSW	N	E	N	E	N	E	N	E	N	E	5
KN	W	AK	W	N	W	N	W	N	E	N	E	N	E	6
AK	W	CS	W	AS	W	AS	W	N	W	N	W	N	W	7
CS	W	CS	W	N	W	N	ENE	N	ENE	N	ENE	N	E	8
N	E	N	E	N	E	N	E	N	E	N	E	N	E	9
N	E	N	E	N	E	N	E	N	E	N	E	N	E	10
N	NNE	N	E	N	E	N	E	N	E	N	E	N	E	11
AS	E	N	E	N	NNE	N	NNE	N	NNE	N	NNE	N	NNE	12
CS	W	N	ESE	N	NE	N	NE	N	NE	N	NNE	N	NE	13
N	ENE	N	W	SK	W	SK	W	AS	W	AS	W	AS	W	14
N	ENE	N	WNW	AS	NE	AS	NE	AS	E	AS	W	AS	W	15
AS	ENE	AK	ENE	AK	E	AK	E	AK	E	AK	E	AK	ENE	16
AK	ENE	AK	ENE	AS	ENE	AK	ENE	AS	ENE	AS	ENE	AK	ENE	17
AS	S	N	SSE	AS	S	AS	S	AK	E	AS	E	AK	E	18
N	E	AK	E	N	E	AK	E	AS	SE	AK	ESE	AK	SE	19
KN	E	AK	SW	N	E	AK	E	AS	W	AS	ENE	AS	ENE	20
KN	ESE	KN	ESE	KN	ESE	KN	ESE	N	E	AS	ESE	AS	ESE	21
SK	W	R	W	K	X	K	W	K	W	K	W	SK	W	22
SK	SW	SK	SW	N	E	AS	E	KN	E	KN	E	AS	E	23
AS	NE	AS	NE	N	E	N	E	N	E	N	E	N	E	24
N	E	N	E	CS	E	AS	E	N	E	N	E	N	E	25
AS	E	N	SE	N	SE	N	SE	N	SE	AS	SE	N	SE	26
CS	S	CS	NNE	CS	SSW	CS	SSW	CS	SSW	AS	SSW	CS	NNE	27
N	S	CS	SSW	AS	S	AS	S	N	S	AS	SSW	AS	SSW	28
AK	S	CS	S	CS	S	AS	S	N	S	AS	S	AS	S	29
SK	SE	CS	SE	CS	SE	CS	SE	CS	S	CS	SE	CS	SE	30
AK	SW	AK	SW	K	SW	K	SW	C	C	C	NE	C	NE	31

中華民國二十六年八月逐日雲量

Cloud Amount of every day, in the Month of August, 1937.

日 D.	6	7	8	9	10	11	12	13	14	15	16	17	18	19	20	21	平均 Mean
1	9.7	9.5	10.0	10.0	10.0	10.0	9.5	9.9	9.8	10.0	10.0	10.0	9.6	10.0	9.3	9.0	9.8
2	9.8	9.6	9.8	9.5	9.9	9.3	7.8	7.5	7.0	7.0	8.0	8.0	9.2	9.5	8.0	8.0	8.7
3	10.0	10.0	10.0	10.0	10.0	10.0	10.0	9.6	9.0	10.0	10.0	10.0	10.0	10.0	10.0	10.0	9.9
4	10.0	10.0	9.8	9.5	9.7	9.9	10.0	9.7	9.0	10.0	10.0	10.0	10.0	10.0	10.0	10.0	9.9
5	10.0	10.0	10.0	10.0	10.0	10.0	10.0	8.0	9.6	9.3	9.8	10.0	10.0	10.0	10.0	10.0	9.8
6	9.5	8.8	9.1	5.8	5.8	6.1	8.0	7.0	8.0	10.0	10.0	10.0	10.0	10.0	10.0	10.0	8.7
7	9.7	8.5	9.5	9.7	9.9	10.0	9.9	10.0	10.0	10.0	10.0	10.0	10.0	10.0	10.0	10.0	9.8
8	10.0	10.0	10.0	9.9	9.8	9.6	9.0	9.9	10.0	10.0	10.0	10.0	10.0	10.0	10.0	10.0	9.9
9	10.0	10.0	10.0	10.0	10.0	10.0	10.0	9.9	9.8	10.0	10.0	10.0	10.0	10.0	10.0	10.0	10.0
10	10.0	10.0	10.0	10.0	10.0	10.0	10.0	10.0	10.0	10.0	10.0	10.0	10.0	10.0	10.0	10.0	10.0
11	10.0	10.0	10.0	10.0	10.0	10.0	10.0	10.0	10.0	10.0	10.0	10.0	10.0	10.0	10.0	10.0	10.0
12	10.0	10.0	10.0	10.0	9.5	9.3	10.0	10.0	10.0	10.0	10.0	10.0	10.0	10.0	10.0	10.0	10.0
13	10.0	10.0	10.0	10.0	10.0	10.0	10.0	10.0	10.0	10.0	10.0	10.0	10.0	10.0	10.0	10.0	10.0
14	8.3	8.0	7.5	7.0	7.0	6.5	6.2	7.0	6.0	8.5	9.4	9.5	9.5	9.5	9.9	9.6	8.1
15	10.0	10.0	10.0	10.0	10.0	10.0	10.0	10.0	10.0	10.0	10.0	10.0	9.9	9.9	7.4	8.5	9.7
16	8.7	8.0	9.3	8.9	9.0	9.4	9.5	9.0	5.3	5.0	4.5	4.0	6.0	6.5	9.0	8.5	7.5
17	9.5	9.6	9.7	9.5	9.5	9.5	9.0	8.5	8.0	8.2	9.0	9.5	9.7	9.9	9.5	9.6	9.3
18	9.9	9.9	9.5	9.0	9.2	9.3	9.5	8.7	9.4	8.6	8.0	10.0	10.0	10.0	10.0	10.0	9.5
19	10.0	10.0	10.0	10.0	10.0	10.0	10.0	10.0	10.0	9.8	8.9	7.0	9.5	7.0	7.0	6.6	9.1
20	10.0	10.0	10.0	10.0	10.0	9.8	9.7	8.0	9.8	9.2	9.0	9.9	9.9	10.0	10.0	10.0	9.7
21	8.0	10.0	10.0	10.0	9.8	10.0	9.0	8.5	8.0	9.9	10.0	10.0	10.0	10.0	9.2	10.0	9.6
22	1.0	0.8	1.0	1.0	1.0	2.0	3.0	2.0	2.0	1.8	2.2	2.5	2.0	2.5	2.0	1.5	1.8
23	9.9	9.8	9.8	9.6	8.0	7.0	3.7	3.5	5.0	6.5	6.0	6.6	9.0	9.0	10.0	10.0	7.7
24	8.5	10.0	10.0	8.0	9.9	9.0	9.0	8.6	9.5	10.0	10.0	10.0	10.0	9.8	9.0	9.5	9.5
25	10.0	9.9	10.0	10.0	10.0	10.0	10.0	10.0	10.0	10.0	10.0	10.0	10.0	10.0	10.0	10.0	10.0
26	10.0	10.0	10.0	10.0	10.0	10.0	10.0	10.0	10.0	10.0	10.0	10.0	10.0	10.0	10.0	10.0	10.0
27	10.0	10.0	10.0	10.0	10.0	10.0	10.0	10.0	10.0	10.0	10.0	10.0	10.0	10.0	10.0	10.0	10.0
28	10.0	10.0	10.0	10.0	10.0	10.0	10.0	10.0	10.0	10.0	10.0	10.0	10.0	10.0	10.0	10.0	10.0
29	10.0	10.0	10.0	10.0	10.0	9.7	9.0	9.0	9.0	8.7	8.7	10.0	10.0	10.0	7.9	9.5	9.4
30	10.0	10.0	10.0	9.9	9.3	6.5	7.0	8.0	8.0	8.5	8.0	7.0	3.9	2.0	1.8	1.8	7.0
31	10.0	10.0	10.0	10.0	10.0	9.9	8.0	9.0	7.0	6.0	4.0	5.0	4.7	3.6	2.0	2.5	7.0
平均 Mean	9.4	9.4	9.5	9.3	9.3	9.2	9.0	8.7	8.7	8.9	8.9	9.0	9.1	8.9	8.7	8.8	9.1

中華民國二十六年八月逐日能見度

Visibility of every day, in the Month of August, 1937.

日 (D.)	6	7	8	9	10	11	12	13	14	15	16	17	18	平均 Mean
1	5	2	7	5	7	7	8	8	8	5	5	6	7	6.5
2	5	5	6	6	7	8	8	8	8	8	9	9	7	7.2
3	5	5	5	5	6	7	7	7	7	5	3	3	3	5.1
4	7	7	7	7	7	7	7	8	8	8	7	7	6	6.9
5	7	4	2	4	5	6	6	6	7	3	7	7	7	5.8
6	5	6	7	7	7	8	8	8	7	4	4	4	4	6.1
7	7	6	7	7	8	8	8	8	7	7	6	4	4	7.2
8	4	4	6	6	7	7	7	7	7	4	4	4	4	5.7
9	4	4	4	4	5	7	7	8	7	4	4	4	4	5.0
10	4	3	2	4	4	3	3	5	3	2	4	5	4	3.9
11	2	2	2	2	4	4	4	5	4	3	3	4	4	3.3
12	3	2	3	3	4	4	4	5	5	5	4	5	5	5.0
13	4	2	2	3	4	4	3	5	5	5	5	5	5	4.2
14	4	2	2	4	4	7	4	7	7	9	9	5	5	5.8
15	2	2	2	2	2	3	4	3	7	7	8	7	6	4.5
16	3	3	4	4	4	4	7	7	8	8	8	8	7	5.8
17	5	3	4	4	4	7	7	8	8	8	8	7	5	6.2
18	5	4	4	4	4	4	4	8	8	7	7	5	7	5.4
19	2	3	3	4	4	4	5	5	5	6	6	7	6	4.8
20	4	4	4	4	5	6	6	7	7	7	7	7	5	5.8
21	4	4	4	5	7	7	7	7	8	8	7	7	4	5.8
22	7	7	7	7	7	8	8	8	8	8	8	8	8	7.6
23	5	5	4	4	5	7	7	8	8	8	7	7	6	6.3
24	4	4	4	4	7	6	6	6	8	8	7	6	6	6.0
25	4	5	6	6	5	4	2	7	8	7	5	5	5	5.3
26	2	2	2	3	3	4	5	7	4	3	3	5	5	3.7
27	2	2	2	2	6	6	6	7	7	8	8	7	3	5.4
28	4	7	7	7	6	6	6	7	7	6	6	7	7	6.2
29	4	5	5	7	7	8	8	8	8	8	8	8	8	7.0
30	4	5	6	7	8	8	8	8	8	8	8	7	9	7.2
31	6	7	7	7	7	7	9	9	9	9	9	9	8	7.9
平均 Mean	4.2	4.2	4.5	5.1	5.8	6.1	6.5	7.2	7.1	6.5	6.1	6.2	5.6	5.8

中華民國二十六年

Wind Direction and Wind Velocity of

日期	6		7		8		9		10		11		12		13	
日	向	速	向	速	向	速	向	速	向	速	向	速	向	速	向	速
時	Dir.	Vel.	Dir.	Vel.	Dir.	Vel.	Dir.	Vel.	Dir.	Vel.	Dir.	Vel.	Dir.	Vel.	Dir.	Vel.
1	ESE	0.4	NNE	0.3	ENE	2.5	E	0.3	NNE	2.8	E	0.8	ESE	1.3	SE	0.7
2	NNE	0.3	NNE	0.3	NNE	0.4	ESE	0.3	NNE	1.7	WNW	0.4	SW	4.6	SSW	3.2
3	ENE	0.5	ESE	0.3	SW	0.4	WSW	0.3	S	0.6	SSW	0.9	WSW	0.3	NNW	0.3
4	NNE	0.4	NNE	0.3	NNE	0.7	NNE	2.2	ENE	0.3	SSW	1.6	SW	0.3	WAW	3.6
5	ENE	0.4	NNE	0.3	NE	1.2	NE	2.4	NE	3.1	NE	1.1	SE	0.5	NE	0.3
6	C	0.0	N	0.3	NNW	0.3	NE	0.9	S	1.5	WSW	3.4	NNE	0.9	SSW	3.4
7	WSW	0.3	C	0.0	SSW	0.7	W	0.6	WSW	2.4	W	1.0	WSW	6.7	WSW	2.2
8	ENE	0.3	C	0.0	WSW	0.3	SW	0.3	WSW	3.0	SSW	0.6	WSW	1.6	WSW	3.0
9	NNW	0.4	C	0.0	NNE	2.8	NNE	0.9	E	0.5	ESE	1.6	ESE	0.5	ESE	0.3
10	NNE	0.3	NNE	0.3	NNE	0.3	NE	1.9	NNE	0.3	NNE	0.3	E	0.3	ESE	0.4
11	N	0.6	NNE	0.3	C	0.0	NNW	0.4	NNE	0.9	NNE	1.6	SSW	0.3	NNE	0.3
12	C	0.0	NNE	0.3	NNE	0.3	N	0.7	N	0.5	W	0.7	SE	0.9	NW	1.7
13	NNW	0.4	C	0.0	NNW	0.3	NNW	0.3	NNE	0.3	NNE	1.5	NNE	0.3	NNW	1.1
14	N	0.4	NNE	0.3	NNW	0.7	NNE	0.6	W	0.4	SSW	0.5	S	2.7	NNW	1.1
15	N	0.4	C	0.0	NNE	0.3	NNE	0.3	NNW	0.3	C	0.0	NW	0.4	SSW	0.3
16	NNE	0.4	NNE	0.3	C	0.0	ENE	0.3	ESE	0.3	E	0.3	C	0.0	ESE	0.5
17	NNE	0.4	NNE	0.3	NE	0.3	ENE	0.3	WSW	0.4	SW	3.6	SSW	4.5	SSW	2.0
18	NNE	0.4	NNE	0.3	N	0.3	NNW	0.3	ESE	1.2	WSW	0.7	WSW	0.3	WSW	1.4
19	NE	0.3	NE	0.3	ENE	0.4	N	0.3	N	0.5	SSW	6.2	SSW	0.4	E	0.5
20	NE	0.3	NE	0.3	NNE	0.5	ENE	0.3	S	0.8	S	0.4	S	0.5	SSW	2.2
21	NNE	0.4	NNE	0.3	NNE	0.4	NE	0.4	NNE	6.5	ENE	0.3	NE	0.8	SW	4.6
22	NE	5.1	NNE	0.4	NNE	0.5	NNE	0.3	SE	0.3	S	2.3	S	2.5	SE	2.1
23	NNE	0.4	C	0.0	E	0.3	SW	4.8	SSW	3.4	SSW	2.0	WSW	2.2	WSW	0.6
24	NNE	0.5	NNE	0.3	NNE	0.3	NE	0.3	NNE	0.6	ENE	0.8	NE	0.5	NNW	1.5
25	E	2.4	NE	0.3	NNE	0.5	E	3.3	SE	2.3	E	0.7	ENE	1.0	ESE	0.5
26	NNE	0.4	NNE	0.3	C	0.0	E	0.4	E	0.3	SW	0.3	WSW	0.6	SSE	0.7
27	E	0.3	ESS	0.5	E	0.4	SSE	2.4	S	1.7	S	4.3	SW	3.6	SSE	4.2
28	SW	0.3	SW	0.4	SW	0.3	SE	0.4	S	2.9	S	2.9	SSW	3.5	SW	3.0
29	S	2.4	S	0.3	S	1.9	SSW	3.5	SSW	5.3	SSW	5.1	S	7.4	SSW	5.7
30	NE	0.4	E	1.1	SE	1.6	SW	3.6	SW	7.4	SSW	8.8	S	5.9	S	10.2
31	ENE	0.4	ESF	0.4	E	0.5	W	1.2	SSE	2.6	SW	3.6	SSW	6.0	S	7.5
平均		0.6		0.3		0.7		1.1		1.8		1.8		2.0		2.2

八月逐日風向及風速

every day, in the Month of August, 1937.

14		15		16		17		18		19		20		21		平均 Mean
向 Dir.	速 Vel.	向 Dir.	速 Vel.	向 Dir.	速 Vel.	向 Dir.	速 Vel.	向 Dir.	速 Vel.	向 Dir.	速 Vel.	向 Dir.	速 Vel.	向 Dir.	速 Vel.	
ENE	0.9	ESE	0.4	WNW	0.3	S	1.0	ESE	0.7	SSW	0.3	S	0.4	SSE	0.5	0.8
SSW	7.2	SSW	0.4	SSW	2.0	SSW	1.2	SSW	0.3	WSW	0.3	SSW	0.3	WSW	0.3	1.5
W	2.4	N	0.6	WSW	0.3	SSE	0.4	S	0.3	NNP	0.3	NNE	0.3	NNE	0.3	0.5
NNW	6.2	NNE	0.4	NNW	0.3	NNE	0.4	NNE	0.3	NNE	1.2	NNE	0.6	NNE	0.3	1.2
E	2.0	S	0.4	S	3.0	SE	0.5	SE	2.0	S	0.5	S	0.6	NNE	0.6	1.2
WSW	4.2	NNW	2.2	SSW	7.2	SW	0.9	SW	0.3	C	0.0	WSW	0.4	WSW	0.3	1.6
SSW	3.1	SSW	1.2	SW	0.3	SW	0.3	SW	0.3	SSW	0.3	SSW	0.3	SSW	0.4	1.3
SSW	3.8	NNE	1.7	NNE	1.2	NE	0.3	N	0.3	N	0.3	NNE	0.6	NNW	0.3	1.1
ESE	0.4	SSW	0.3	ESE	0.4	NNW	0.3	N	0.3	NNE	0.3	NNE	0.3	C	0.6	0.6
SSW	1.3	SW	0.3	SSW	0.3	SW	0.4	SSW	0.3	SSW	0.5	SSW	0.5	C	0.6	0.5
SE	0.5	NE	1.0	N	0.3	NNE	0.3	NNE	0.3	ESE	0.4	E	0.5	NNE	0.4	0.5
SW	0.6	S	1.0	W	0.4	WSW	0.3	NNE	0.4	NNE	0.3	NNE	0.3	C	0.6	0.5
NW	0.5	N	0.5	N	0.4	NW	0.3	ENE	0.5	S	0.4	C	0.6	NW	0.3	0.4
SSW	1.7	SSW	0.7	SE	1.3	SSE	0.3	NNE	0.3	NNW	0.3	NNW	0.4	C	0.6	0.7
SW	0.9	SSW	0.4	SSW	0.3	WSW	0.3	NNW	0.3	NNW	0.3	NNW	0.3	C	0.6	0.3
WSW	0.5	SSW	4.7	SSW	2.2	SSW	1.6	SSW	0.7	ESE	0.3	NE	0.3	C	0.6	0.8
SE	1.6	ENE	2.2	NE	0.4	ESE	0.3	ESE	0.6	SSE	4.3	SE	0.6	C	0.6	1.4
NNW	0.5	N	0.5	SSW	1.1	SSE	0.5	SW	1.2	N	0.6	SSW	0.4	ESE	0.3	0.7
NE	0.6	NNE	0.4	NE	1.5	NE	1.5	SE	0.9	ESE	0.5	ESE	0.4	ESE	0.3	0.9
E	4.2	ESE	3.3	ESE	7.8	ENE	0.6	SW	1.8	SW	0.4	SW	0.5	ENE	0.4	1.5
SSW	5.2	W	2.3	S	11.7	NW	0.5	NNW	0.3	N	0.4	N	0.3	SSE	4.4	2.4
W	1.1	SSW	1.5	WSW	1.0	WSW	1.3	SSW	0.5	SSW	0.4	SSW	0.5	SSW	0.4	1.3
SSW	4.6	ENE	1.5	N	0.3	SW	1.1	SSW	0.5	SSW	0.4	SSW	1.0	N	1.3	1.5
S	4.2	E	2.2	W	1.4	SSE	9.1	SSE	0.7	W	0.6	NW	0.5	NNW	0.3	1.6
ESE	2.4	E	1.1	ESE	1.2	ENE	2.3	ESE	0.6	ESE	0.5	S	0.4	ESE	0.4	1.2
ESE	3.2	SE	0.4	E	0.3	SSW	0.5	S	0.4	SE	0.5	E	0.7	SE	0.4	0.6
S	4.8	SSW	5.2	S	5.7	S	3.8	S	4.3	S	0.8	SSW	0.4	SSW	0.6	2.7
SSW	3.5	SSW	1.0	SW	1.4	WSW	2.2	SW	0.3	NNW	0.4	SSW	0.4	NNE	1.0	1.6
S	9.9	S	6.8	S	5.4	S	4.0	S	2.3	S	2.7	NE	1.2	NE	0.5	3.9
S	11.7	S	9.6	SSW	10.5	S	7.5	SSW	7.4	S	2.0	SE	2.2	ESE	0.5	5.7
S	5.0	SSW	5.3	SW	7.7	SSW	4.4	SSW	1.4	SSW	0.7	S	0.6	NE	0.9	3.0
	3.2		1.9		2.5		1.6		1.0		0.6		0.5		0.5	1.4

中華民國二十六年

Rainfall Amount in the

日 D.	降 H.	9-10	10-11	11-12	12-13	13-14	14-15	15-16	16-17
1	T		0.05	T			1.4	22.0	0.1
2									
3	0.1			T	T		12.1	3.3	1.0
4				0.3	0.1		0.3	0.2	0.6
5	T			T		T	0.3	T	
6				T	T	T	0.1	1.6	1.2
7					0.2	T	0.9	0.1	0.1
8						T	4.0	2.5	0.2
9	T			8.3	0.5	0.1		0.6	0.3
10	0.1	2.9	4.9	2.1	0.2	0.1	0.1	0.5	0.2
11	0.1		T	4.0	2.3	T	2.0	3.2	5.4
12				T	4.1	0.1	T	0.6	T
13	0.1	0.1	0.3	T	T	T	0.1	0.3	T
14								T	0.5
15	1.3	1.2	0.3	T	T				
16					T				
17							T		
18				0.5	T	1.2	1.0	0.1	7.5
19	0.4	1.1	0.1	0.3	0.1	0.3	0.3	T	
20							T		
21							T	0.1	2.6
22									
23							0.1	0.1	
24			T	0.3	T	T		1.7	
25	0.1	0.5	4.2	2.3	0.1			10.4	0.9
26	0.1	0.5	1.3	0.1	0.1		4.3	0.5	0.1
27	0.3								
28			T	2.3	0.3			0.3	0.2
29									
30									
31									
總計 Total		2.5	6.35	26.8	12.3	2.2	27.0	48.1	20.9

八月逐日雨量 (mm)

Month of August, 1937. (mm)

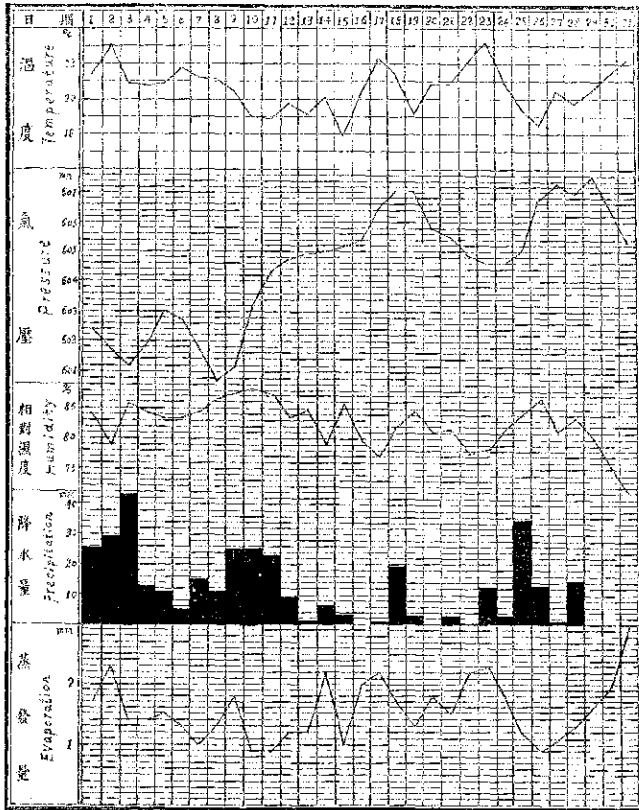
17-18	18-19	19-20	20-21	昨日 本日 21-6	6-7	7-8	8-9	總計 Total	日期 Date
				2.3				25.85	1
0.8	1.3	3.9	2.6	27.5	1.5	0.5	0.1	29.6	2
0.2	T	T	0.3	16.6	1.2			42.9	3
				10.2	T	0.1	T	12.3	4
				19.4				10.7	5
	1.2	0.9	0.2	0.1				5.3	6
				13.5	T	T		14.8	7
0.7	1.4	0.5	0.5	1.9				10.8	8
	2.1	1.1	4.0	7.6	0.4	0.2	T	25.2	9
0.1	0.1	0.5	0.1	8.4	2.5	2.6	0.2	25.5	10
1.8	1.1	1.6	1.3	T				22.8	11
0.2			0.3	2.8	0.1	1.1	0.3	9.9	12
				T				0.9	13
	T		0.3	1.8	1.8	1.1	0.9	6.4	14
								2.8	15
								T	16
				1.2				1.2	17
		T	0.1	1.7	3.2	3.7	0.5	19.5	18
				0.7				3.0	19
				T				T	20
			0.3	0.2				3.2	21
				0.5				0.5	22
			12.2			T		12.4	23
0.2				0.5	0.4			3.1	24
1.7	9.9	0.8		3.3	0.5	0.3	0.1	35.1	25
				5.5	0.2	0.2	T	12.9	26
		T		0.8				1.1	27
				11.2	0.1	0.1	T	14.5	28
				T				T	29
									30
									31
6.9	16.8	8.7	21.9	127.8	11.9	9.9	2.1	352.25	總計 Total

中華民國二十六年八月

Daily Values of Meteorological Elements

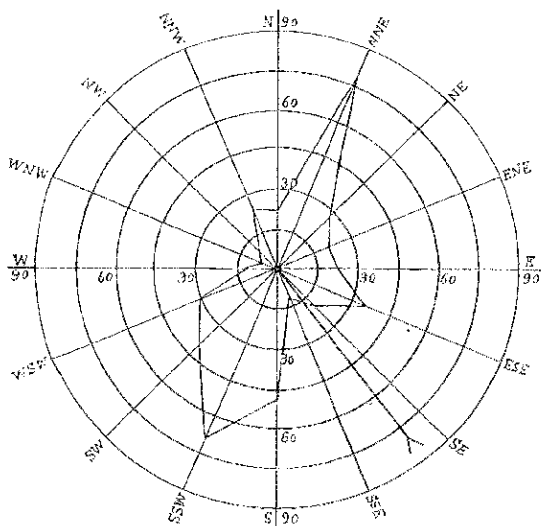
日期 Date	氣壓 pressure (600mm±)	溫度 Temperature (°C)				草溫 Grass Temp. (°C)	地溫 Earth Temp. at the Depth of 10cm (°C)
		平均 Mean	最高 Max.	最低 Min.	極差 Range		
1	2.40	21.4	25.5	18.2	7.3	17.8	19.8
2	1.72	23.1	26.7	18.0	8.7	17.2	19.9
3	1.21	20.9	25.7	18.0	7.7	17.3	19.9
4	1.89	20.8	24.3	17.3	7.0	17.2	19.8
5	3.01	20.9	24.0	17.2	6.8	17.3	19.9
6	2.73	21.7	26.6	18.1	8.5	17.7	20.0
7	1.72	21.2	23.7	17.6	5.9	17.5	20.0
8	0.67	21.1	25.2	17.4	7.8	17.2	20.0
9	1.16	20.4	23.5	18.2	5.3	18.2	20.0
10	3.19	19.0	20.3	17.3	3.0	17.8	20.0
11	4.37	18.9	21.8	16.7	5.1	16.5	20.0
12	4.76	19.7	24.2	15.2	9.0	15.2	20.0
13	4.93	19.1	22.4	16.5	5.9	16.3	19.9
14	5.00	20.1	24.2	13.7	10.5	13.2	19.8
15	5.21	17.9	20.0	16.4	3.6	16.2	19.7
16	5.40	20.2	23.7	14.8	8.9	14.2	19.6
17	6.44	22.3	26.3	17.2	9.1	16.7	19.5
18	7.09	21.6	25.0	18.0	7.0	17.6	19.8
19	7.09	19.2	21.0	17.6	3.4	17.4	19.8
20	5.62	20.8	24.0	16.9	7.1	16.3	19.8
21	5.54	20.8	24.7	17.0	7.7	16.8	19.8
22	4.87	22.1	26.3	15.9	10.4	15.3	19.8
23	4.60	23.2	27.5	18.4	9.1	17.2	19.7
24	4.62	21.0	25.2	17.0	8.2	16.8	19.8
25	5.02	19.5	22.8	17.0	5.8	16.8	19.8
26	6.79	18.5	22.0	16.4	5.6	16.4	19.7
27	7.28	20.1	23.3	16.1	7.2	16.3	19.7
28	6.96	19.8	21.6	17.3	4.5	16.8	19.7
29	7.58	20.5	23.8	16.6	7.2	16.6	19.7
30	6.49	21.4	25.0	17.4	7.6	17.7	19.7
31	5.92	22.2	26.3	17.0	9.3	16.2	19.7
總數或平均 T. or M.	4.54	20.6	24.1	17.0	7.1	16.8	19.8

中華民國二十六年八月份各項氣象要素逐日變遷圖
March of Different Meteorological Elements in the Month of August, 1937.



中華民國二十六年八月份風向圖

WIND ROSE FOR AUGUST, 1934.



風向次數
Frequency

合成風向
Resultant Direction

方向 Dir.	N	NNE	NE	ENE	E	ESE	SE	SSE	S	SSW	SW	WSW	W	WNW	NNW	N	G
次數 Frequency	22	70	20	21	23	35	19	12	49	68	10	30	11	6	8	24	22
百分數 %	4.4	15.1	5.7	4.2	4.6	7.1	3.6	2.4	9.9	13.7	1.8	6.1	2.2	1.2	1.6	4.9	4.4

立 省 南 雲
所 候 剛 明 昆

氣 象 月 報

第 一 卷 第 九 期

龔 自 知 題



中 華 民 國 二 十 六 年 九 月 份

MONTHLY METEOROLOGICAL BULLETIN

OF

METEOROLOGICAL STATION OF YUNNAN PROVINCE,
KUNMING.

September, 1937.

VOL. 2, NO. 9.

目 次

Table of Contents

本月份天氣概況 *A Summary of Weather Conditions, during the
Month of September, 1937.*

本月份氣象摘要 *Monthly Summary.*

氣壓 *Barometric Pressure.*

溫度 *Air Temperature.*

絕對濕度 *Absolute Humidity.*

相對濕度 *Relative Humidity.*

雲狀與雲向 *Cloud: Forms and Direction.*

雲量 *Cloud Amount.*

能見度 *Visibility.*

風向與風速 *Wind Direction and Velocity.*

雨量 *Amount of Rainfall.*

逐日氣象平均要素 *Daily Values of Meteorological Elements.*

凡例 *Explanatory Remarks.*

各項氣象要素逐月圖 *March of Different Meteorological Elements.*

風向圖 *Wind Rose.*

民國二十六年九月份昆明天氣概況

一、得

本月昆明天氣，除雨尚覺調勻，示前數月水旱迭乘之後，災孽不繼成勢。農田得以播種！全月雨量統計72.8m.m.較之去年九月，多得13.7m.m.但較歷年間月平均標準數149.5m.m.尚未及一半。

本年九月份，氣壓平均數608.15m.m.較往年高1.4m.m.氣溫平均數20.6°C較往年高2.5°C.俱近似去年；惟本年晴曇日少，陰雨日多，雷雨盛行，清晨有露僅七日，而未見霜，頗合乎正常氣候。

月內降雨最多達10m.m.以上者，凡三次：第一次為颱風雨，第二次為滂雨，第三次為熱雷雨，試究其經過如下：

第一次之颱風雨：初自八月杪，颶風發生於南海，九月一日，猛襲香港，碼頭房屋，被毀無數，輪船大多擱淺，沉沒死三百人以上，詠為巨災！二日，晨七時，颶風抵廣州，驟雨暴風，海陸交通及建築物，頗受損害，至午風勢稍殺，傍晚始行平靜；昆明受颶風影響尚輕，一日，午見日暈，夜有閃電，二日，晚聞遠雷，風轉北東，三日十六時，氣壓低降達605.26m.m.風速每秒12.9m.雨量1.9m.m.四日十四時，風速每秒達13.3m.終日陣雨，雨量19.7m.m.為月內一日間最多雨量。

第二次之滂雨：低氣壓孕育於東越，七日，昆明午見日暈卷雲，晚經雨得量0.8m.m.八日，雷雨得量6.7m.m.九日至十一日，晨午微雨，十二日低氣壓之中心經過昆明之北，氣壓最低達604.86m.m.雷雨得量9.4m.m.十三，十四日，午風強，夜閃電，十五日，雨綿月量，十六日，甚得瀟灑，雷雨得量7.0m.m.十七日，驟粒始過，午雷雨大作，風疾每秒16.8m.雨量13.6m.m.

第三次之熱雷雨：承風暴後，二十日，晨氣溫低至12.2°C.二十一日，熱帶氣流復發，天陰溫昇，二十二日，降雨1.1m.m.二十五日，氣溫平均23.6°C.二十六日十三時，氣溫極端最高達27.3°C.雷雨而至，降雨14.2m.m.而氣壓亦具，蓋寒暖兩氣流之交戰也。

二十七，二十八，連日雷雨時行，二十九日，猶見閃電，三十日，氣壓極端最高昇至611.76m.m.是北方高壓南下，昆明雨季將終也。

中華民國二十六年九月氣象綱要

Monthly Summary for September, 1937.

		氣 壓	Air Pressure
極端最高	Extreme maximum	611.76mm	(13日 9 時 on 30th 9h)
極端最低	Extreme minimum	604.86mm	(12日 17 時 on 12th 17h)
平均Mean	本年 Present	608.15mm	
	往年 Past	606.75mm	
		氣 溫	Air Temperature
極端最高	Extreme maximum	27.3°C	在26日 13時 on 26th 13h
極端最低	Extreme minimum	12.2°C	在20日 6-7時 on 20th 6-7h
最高平均	Mean maximum	24.3°C	
最低平均	Mean minimum	16.2°C	
平均Mean	本年 Present	20.6°C	
	往年 Past	18.1°C	
		風	Wind
最大風速	Maximum velocity	16.8m/s	(17日 12時 on 17th 12h)
合成風向	Resultant direction	S 4° 12', 7E	
		降 水 量	Precipitation
總 量	Rainfall	72.8mm	
一日最多雨量	Greatest in 24 hours	19.7mm	在 4 日 on 4th
標準雨量	Normal Rain	149.5mm	
		雜 記	Miscellaneous Information
晴天日數	Clear days		1
曇天日數	Partly cloudy days		9
陰天日數	Cloudy days		4
雨天日數	Rainy days		16
有雷雨日數	Days with thunderstorm		5
有濕霧日數	Days with wet fog		2
有露日數	Days with fog		2
有霧日數	Days with mist		20
有低雲日數	Days with ground fog		1
有露日數	Days with dew		7
有雷聲日數	Days with thunder		6
有閃電日數	Days with lightning		6
有日食日數	Days with solar halo		3
有月食日數	Days with lunar halo		1
有虹日數	Days with rainbow		1

中華民國二十六年

Barometric pressure of every day, in

時 D	H.	1	2	3	4	5	6	7	8	9	10	11	12
1	5.9	5.8	5.6	5.4	5.7	5.96	6.36	6.66	6.76	6.86	6.76	6.76	6.76
2	8.7	8.6	8.6	8.7	8.8	8.96	9.36	9.56	9.96	9.86	9.66	9.66	9.26
3	6.1	7.9	7.3	7.3	7.3	7.36	7.66	7.86	8.16	8.06	7.76	7.76	7.76
4	7.3	7.9	6.8	6.7	6.7	7.16	7.46	7.86	8.16	8.16	8.16	8.16	7.76
5	8.9	8.6	8.4	8.3	8.4	8.66	9.16	9.66	9.66	9.86	9.46	9.46	9.26
6	9.0	8.8	8.6	8.4	8.4	8.76	8.86	9.16	9.25	9.16	8.96	8.56	8.56
7	7.9	7.6	7.5	7.3	7.6	7.86	8.16	8.76	9.06	8.86	8.76	8.56	8.56
8	9.3	9.2	9.0	8.9	8.9	9.16	9.36	9.46	9.56	9.76	9.76	9.46	9.46
9	8.6	8.5	8.1	8.2	8.2	8.76	8.96	9.26	9.56	9.66	9.26	9.06	9.06
10	7.8	7.7	7.6	7.5	7.6	7.86	8.36	8.56	8.66	8.76	8.36	8.16	8.16
11	7.9	6.7	6.6	6.7	6.9	7.06	7.26	7.86	7.86	7.86	7.56	7.06	7.06
12	7.1	6.6	6.7	6.8	6.8	6.86	6.96	7.26	7.46	7.46	7.16	6.46	6.46
13	6.9	6.9	6.8	6.8	6.8	6.86	7.36	7.76	8.16	8.16	7.96	7.86	7.86
14	7.0	6.9	6.8	6.9	7.0	7.36	7.86	8.46	8.56	8.46	8.36	8.06	8.06
15	7.3	6.9	6.8	6.7	6.8	7.46	7.66	7.86	8.06	8.16	7.86	7.46	7.46
16	7.2	7.0	7.0	7.0	7.0	7.16	7.66	8.36	8.36	9.16	8.96	8.26	8.26
17	6.8	6.9	6.7	6.6	6.6	7.26	7.36	7.86	8.06	8.36	8.16	8.16	8.16
18	9.0	8.9	8.6	8.3	8.6	9.06	9.06	9.26	9.56	9.56	9.46	9.06	9.06
19	9.2	9.0	8.8	8.7	8.7	8.96	9.36	9.56	9.66	9.76	9.46	9.16	9.16
20	9.0	8.9	8.8	8.7	8.7	8.86	9.06	9.56	9.66	9.76	9.36	8.86	8.86
21	9.1	8.9	8.8	8.7	8.8	8.96	9.06	10.76	10.06	9.66	9.86	9.46	9.46
22	9.4	9.2	9.0	9.0	9.0	9.16	9.46	10.06	10.06	10.36	10.16	10.16	10.16
23	9.2	9.0	9.0	9.0	9.1	9.36	9.46	9.66	9.96	9.96	9.86	9.16	9.16
24	8.8	8.7	8.6	8.5	8.6	8.66	8.96	9.06	9.36	9.06	8.76	8.26	8.26
25	7.4	7.4	7.1	7.2	7.3	7.76	8.26	8.76	9.06	8.86	8.96	8.26	8.26
26	9.0	9.0	9.0	9.0	9.0	10.06	10.46	10.66	11.06	10.86	10.56	9.86	9.86
27	10.4	10.2	10.1	10.1	10.1	10.16	10.46	11.26	11.36	11.16	10.76	10.16	10.16
28	9.1	9.0	8.9	8.6	8.7	9.16	9.36	9.86	9.96	10.06	9.56	9.16	9.16
29	9.1	9.1	9.0	9.0	9.0	9.96	10.36	10.66	10.96	10.96	10.96	10.26	10.26
30	10.2	10.1	10.1	10.1	10.1	10.56	11.16	11.66	11.76	11.56	11.46	10.86	10.86
Mean	8.32	8.17	8.02	7.98	8.04	8.38	8.69	9.11	9.28	9.28	9.07	8.66	8.66

九月逐日氣壓 (600mm+)

the Month of September, 1937. (600mm+)

13	14	15	16	17	18	19	20	21	22	23	24	平均 Mean
6.36	5.96	5.46	5.16	5.16	5.66	5.96	6.96	7.46	8.0	8.7	8.9	6.43
8.76	7.76	6.76	6.36	6.16	6.26	6.46	6.96	7.86	8.2	8.2	8.7	8.26
6.36	5.96	5.36	5.26	3.66	5.96	6.46	7.16	7.56	7.6	7.7	7.5	7.10
7.26	7.06	6.76	6.46	6.56	6.96	7.36	7.86	8.86	9.0	9.0	9.0	7.56
8.46	8.16	7.46	7.26	7.36	7.46	7.66	8.36	8.96	9.0	9.0	9.0	8.60
8.16	7.66	6.76	6.56	6.36	6.16	7.06	7.26	7.66	8.0	8.0	8.0	8.07
8.26	7.56	6.96	7.56	6.76	6.86	7.46	7.86	8.46	8.9	9.5	9.4	8.06
9.26	8.46	7.66	7.26	7.56	7.76	7.86	8.06	3.66	3.7	8.7	8.7	8.77
8.46	7.56	7.26	6.66	6.66	6.76	7.06	7.36	7.86	7.9	7.9	7.9	8.14
7.46	6.86	6.16	6.06	6.06	5.66	6.06	6.46	6.96	7.3	7.3	7.2	7.38
6.86	6.36	5.66	5.36	5.26	5.46	5.56	6.06	6.76	7.2	7.3	7.3	6.73
6.46	5.66	5.06	5.06	4.86	5.06	5.46	5.96	6.36	6.7	6.8	6.9	6.42
7.06	6.26	5.96	5.86	6.06	5.96	6.46	6.96	7.76	7.5	7.3	7.4	7.03
7.36	6.76	6.46	6.06	5.96	6.16	6.36	6.66	7.46	7.0	7.2	7.3	7.18
6.76	6.26	5.86	5.46	5.16	5.66	6.26	6.56	7.16	7.3	7.3	7.3	6.93
7.56	6.76	6.86	6.66	6.76	6.46	6.86	7.16	7.26	7.0	7.0	7.0	7.38
7.76	7.16	6.56	6.46	6.86	7.66	8.36	8.86	9.56	9.6	9.6	9.3	7.79
8.76	8.46	7.86	7.66	7.66	7.86	8.46	9.06	9.26	9.3	9.3	9.2	8.82
8.86	8.28	8.06	7.56	7.26	7.36	7.66	8.16	8.86	8.9	9.0	9.1	8.72
8.36	6.76	7.16	6.96	7.16	7.26	7.46	7.96	8.56	9.1	9.1	9.1	8.52
8.66	8.16	7.76	7.56	7.36	7.66	7.96	8.76	9.26	9.6	9.6	9.7	8.94
8.86	8.56	8.26	7.76	7.56	7.66	8.06	8.06	8.86	9.1	9.2	9.2	9.02
8.76	8.26	7.76	7.46	7.56	7.66	7.86	8.06	8.26	8.7	8.8	8.8	8.78
7.66	7.16	6.76	6.46	6.66	6.66	6.76	7.06	7.26	7.5	7.5	7.5	7.99
7.76	7.56	7.36	7.16	7.26	7.26	7.46	8.26	8.96	9.0	9.0	9.0	8.02
9.56	9.26	9.16	8.86	8.86	8.76	9.26	9.56	9.66	10.2	10.6	10.7	9.71
9.36	8.56	8.36	8.16	8.16	8.16	8.46	8.86	9.26	9.3	9.2	9.1	9.67
8.36	8.06	7.66	7.76	7.76	7.76	8.06	8.56	9.06	9.0	9.0	9.0	8.81
9.66	9.06	8.76	8.86	8.56	8.96	9.16	9.66	10.16	10.2	10.2	10.3	9.70
10.16	9.36	8.86	8.66	8.66	8.96	9.26	9.86	10.16	10.2	10.2	10.2	10.17
8.11	7.53	7.09	6.89	6.89	7.00	7.35	7.81	8.35	8.5	8.6	8.6	8.15

中華民國二十六年

Air Temperature of every day. *m*

時 日	H.	6	7	8	9	10	11	12	13
1		18.3	18.5	20.0	22.1	23.1	23.8	24.4	24.6
2		16.9	17.3	19.0	20.7	21.9	25.2	25.3	25.5
3		18.1	18.0	18.8	18.5	20.2	24.0	24.7	23.9
4		17.4	17.5	17.3	18.2	19.7	20.0	20.0	22.2
5		16.4	16.6	17.1	16.9	18.8	20.5	22.3	22.9
6		14.3	14.6	16.3	18.4	19.8	22.4	23.2	23.4
7		14.9	15.4	17.4	19.1	21.8	23.8	24.9	25.1
8		16.9	17.4	17.9	20.6	20.2	19.0	21.0	20.0
9		15.6	16.0	16.1	17.6	19.6	22.0	22.5	22.9
10		16.3	17.9	18.9	19.2	21.4	21.3	21.9	22.0
11		17.8	18.2	18.8	20.2	21.0	23.2	23.6	24.4
12		18.7	19.0	19.4	20.4	20.6	22.0	25.2	24.4
13		18.5	18.9	19.8	20.7	21.6	22.9	24.0	25.0
14		19.1	19.3	20.2	21.2	22.2	22.5	23.0	24.8
15		20.0	19.4	19.9	21.0	20.6	22.7	24.6	25.5
16		19.3	17.8	16.3	16.5	16.6	17.0	17.5	18.4
17		17.1	17.9	18.4	19.6	21.4	21.5	20.3	19.2
18		14.7	15.2	15.8	17.0	17.4	17.9	19.0	19.6
19		14.8	15.3	16.0	16.7	19.8	19.9	20.4	20.6
20		12.6	13.0	14.9	18.9	20.9	22.0	23.0	23.4
21		16.9	17.0	18.0	18.8	21.0	21.6	21.4	21.6
22		16.4	16.9	17.4	19.7	18.8	18.6	18.8	20.2
23		17.2	17.3	18.3	19.4	20.0	21.4	22.5	23.1
24		17.8	18.0	18.8	20.4	21.3	22.3	23.4	25.1
25		18.6	19.0	19.8	20.6	22.4	24.5	26.2	26.9
26		17.4	18.4	19.6	21.2	23.6	26.0	26.7	26.7
27		16.1	17.0	17.3	19.6	21.5	22.9	22.8	24.2
28		16.3	16.5	19.4	19.1	20.0	22.3	20.7	22.2
29		16.2	16.6	17.4	19.7	21.8	24.0	24.8	25.4
30		15.8	16.4	18.3	20.3	20.6	23.7	23.6	22.6
平均	Mean	16.9	17.2	18.1	19.4	20.6	22.0	22.7	23.2

九月逐日氣溫 (°C)

the Month of September, 1937, (°C)

14	15	16	17	18	19	20	21	平均 Mean
24.4	24.8	24.4	23.9	22.8	21.6	20.5	19.8	22.3
25.2	25.4	25.4	24.4	23.5	22.0	20.9	20.5	22.4
24.6	23.9	22.9	22.0	19.6	19.6	19.3	18.6	21.0
23.2	20.1	19.1	18.8	17.5	17.5	17.6	17.0	19.0
23.2	23.0	22.4	22.4	20.8	20.1	19.4	18.4	20.1
23.4	23.0	23.4	22.9	21.8	21.2	19.4	19.2	20.4
25.1	24.4	24.2	23.8	21.5	20.9	19.4	19.1	21.3
20.1	20.6	21.6	19.9	20.0	18.8	18.0	17.6	19.4
23.2	23.3	23.1	22.8	21.6	20.3	19.4	18.6	20.3
23.5	23.6	23.2	22.6	22.0	21.3	20.7	19.1	20.9
24.6	24.9	23.6	23.4	22.6	21.4	20.7	20.3	21.8
25.6	25.6	23.6	23.6	22.4	21.5	21.0	20.4	22.1
25.1	25.6	25.6	24.1	23.2	22.2	21.4	20.7	22.5
24.0	25.0	24.7	24.1	23.1	21.8	21.5	20.8	22.3
24.9	24.9	24.1	23.9	22.9	21.4	21.1	20.3	22.3
19.6	18.8	18.4	18.0	17.9	17.2	17.2	17.2	17.7
18.9	19.6	18.5	17.6	16.9	16.0	15.7	16.2	18.4
19.7	19.8	19.2	19.4	18.4	17.8	17.3	17.0	17.8
21.1	21.0	20.6	20.4	19.2	17.8	16.8	16.2	18.5
22.8	22.4	21.6	21.0	20.2	19.8	19.5	19.0	19.7
21.7	22.3	22.0	21.7	20.5	19.8	19.4	18.9	20.2
21.0	21.5	21.8	21.1	20.3	20.0	19.5	18.8	19.4
22.8	22.4	22.0	22.2	20.8	20.0	20.0	19.3	20.5
26.9	25.4	24.7	24.0	22.7	21.4	20.4	19.8	22.0
26.8	25.9	25.6	24.6	23.2	21.8	21.0	20.3	23.0
25.6	24.4	22.3	22.0	21.5	20.6	19.6	19.3	22.2
23.9	22.9	20.5	19.7	19.2	18.3	17.8	17.6	20.1
20.6	21.0	18.8	19.6	19.4	18.2	17.6	17.3	19.3
24.3	24.6	23.6	22.4	21.4	20.4	19.6	19.5	21.4
21.8	23.3	23.2	22.4	21.6	20.4	19.6	18.9	20.8
23.2	23.1	22.5	22.0	21.0	20.0	19.4	18.9	20.6

— 6 —

中華民國二十六年九月

Absolute Humidity of coexp. day.								
日 期	6	7	8	9	10	11	12	13
1	13.43	13.63	14.16	14.71	14.19	14.42	14.14	14.77
2	12.48	12.48	13.83	13.87	12.50	13.09	13.09	12.83
3	12.62	12.62	13.15	13.15	13.03	15.33	14.14	13.67
4	12.20	12.85	12.85	13.43	13.60	12.62	12.79	14.94
5	12.22	12.22	13.14	11.93	14.12	13.03	15.18	13.31
6	10.29	10.90	11.45	12.85	12.91	13.83	13.31	13.03
7	10.61	11.35	12.49	13.60	14.07	13.91	14.14	13.60
8	11.70	12.20	13.15	13.87	11.81	12.09	14.35	13.87
9	11.35	11.35	12.22	12.48	13.15	13.35	13.83	14.43
10	11.69	13.83	12.62	12.62	13.63	13.35	13.35	14.07
11	13.14	12.85	13.15	13.31	14.35	14.94	13.91	14.42
12	13.83	13.60	14.44	14.16	14.59	15.18	15.98	15.70
13	13.83	13.83	14.87	14.59	14.95	15.18	15.87	15.98
14	14.44	14.44	14.59	14.35	14.71	14.43	14.64	14.65
15	14.87	14.44	14.87	15.24	14.59	15.18	15.98	14.14
16	13.60	11.90	10.83	10.83	11.45	11.93	12.48	12.62
17	13.14	13.67	14.12	14.44	14.35	14.95	14.87	14.44
18	10.61	10.61	11.06	11.17	11.70	11.41	11.67	12.09
19	9.24	9.59	10.54	9.78	9.05	8.77	8.68	9.07
20	8.38	8.80	9.59	10.41	10.09	11.01	10.47	10.23
21	12.48	11.70	12.20	11.96	11.52	11.82	11.82	13.54
22	10.83	11.17	12.48	12.33	11.67	13.15	13.69	13.87
23	12.48	12.48	12.62	13.15	12.91	13.63	13.54	13.38
24	12.85	12.62	13.15	14.16	14.35	14.71	14.65	14.42
25	13.15	13.60	14.16	13.87	15.46	14.65	15.17	14.93
26	12.48	13.43	13.60	14.07	15.57	15.70	14.93	15.73
27	12.22	11.93	12.48	14.44	14.35	14.07	14.43	15.84
28	12.22	12.22	13.60	13.60	13.87	13.63	13.03	13.11
29	12.22	12.22	12.48	13.60	14.07	14.94	15.05	14.42
30	11.69	11.93	13.43	13.87	13.87	14.19	13.03	13.65
平均 Mean	12.21	12.36	12.91	13.19	13.35	13.62	13.74	13.79

月逐日絕對溫度 (mm)

In the Month of September, 1937. (mm)

14	15	16	17	18	19	20	21	平均 Mean
15.05	15.70	15.98	13.03	13.31	13.83	14.35	13.31	14.26
13.60	13.60	13.60	14.14	13.91	14.43	13.35	13.03	13.36
14.14	13.67	13.03	13.54	13.87	13.83	13.83	12.85	13.53
14.44	14.68	14.44	12.85	12.85	12.85	12.85	12.48	13.30
13.03	12.59	11.99	13.54	13.63	13.03	12.09	11.67	12.92
13.03	13.03	13.03	11.99	13.11	13.35	13.03	13.31	12.65
13.60	12.33	14.14	14.65	14.07	13.63	13.31	13.60	13.35
14.59	13.87	14.07	13.60	13.87	13.83	12.85	12.85	13.29
14.19	13.91	14.19	13.54	13.11	12.09	13.60	12.62	13.99
13.03	13.03	13.03	13.31	13.11	14.67	13.87	13.31	13.25
14.14	14.14	13.91	13.03	14.19	15.18	14.07	14.59	13.96
15.46	14.52	14.42	13.03	14.94	14.94	14.95	14.35	14.63
15.98	14.77	14.52	13.38	13.91	14.43	14.71	14.07	14.66
16.22	14.14	14.14	14.42	14.65	14.43	14.71	14.71	14.62
14.77	15.05	14.14	14.42	14.94	14.71	14.07	13.63	14.69
13.60	12.62	13.43	12.85	12.85	12.48	12.48	12.48	12.40
13.60	14.87	12.83	11.93	11.69	10.90	10.90	11.35	13.25
12.09	13.03	12.09	12.33	12.62	11.70	11.70	11.17	11.79
9.84	10.63	10.06	9.61	10.65	10.31	9.48	9.02	9.65
12.59	11.99	11.62	12.50	12.79	12.52	11.81	11.39	11.03
13.54	11.99	12.27	11.82	12.10	12.62	12.09	11.67	12.20
12.50	13.11	12.59	12.79	13.87	14.16	13.31	13.15	12.78
13.31	13.54	13.54	13.54	14.35	13.87	13.31	13.60	13.33
13.60	14.77	14.14	14.42	14.94	14.71	13.63	13.87	14.06
13.99	13.31	13.46	14.77	14.65	13.83	14.07	13.87	14.31
15.73	15.33	14.65	14.94	15.46	14.59	13.87	14.16	14.64
13.67	14.19	14.59	14.16	13.60	14.12	13.14	13.14	13.65
14.35	13.03	12.35	13.60	13.15	12.62	12.20	12.48	13.07
13.38	14.14	13.03	11.99	12.83	13.63	13.03	12.33	13.40
13.63	13.03	13.03	12.83	13.83	13.63	13.03	12.91	13.30
13.83	13.64	13.51	13.22	13.60	13.48	13.12	12.90	13.28

中華民國二十六年九月

Relative Humidity of each day.												
時日	1	2	3	4	5	6	7	8	9	10	11	12
1	80.0	80.0	81.2	80.2	80.9	81.8	82.5	80.0	75.0	69.5	67.0	83.0
2	76.5	77.4	77.5	80.1	80.4	82.0	82.6	80.0	74.0	63.0	55.0	50.0
3	78.0	78.0	79.6	79.9	79.7	80.1	81.1	80.4	81.8	75.0	66.0	62.0
4	83.8	84.5	84.8	85.0	84.8	84.6	85.0	82.5	82.0	81.9	77.0	78.0
5	87.5	87.4	87.3	87.4	87.4	87.5	87.8	89.8	88.3	87.0	77.2	70.6
6	83.2	83.4	84.0	84.0	85.1	88.0	86.4	86.3	80.0	72.0	69.0	81.8
7	82.0	82.7	83.0	83.0	84.5	85.8	85.0	87.0	82.3	72.3	62.5	58.0
8	81.0	81.6	82.0	82.4	83.8	84.6	85.0	82.0	75.0	73.9	78.0	77.2
9	87.1	87.0	87.8	87.0	87.0	87.3	87.5	87.5	85.0	80.0	57.7	56.8
10	82.9	82.2	84.6	84.9	85.3	85.4	87.0	84.0	80.0	72.5	73.0	77.7
11	82.2	82.5	82.5	82.4	82.5	83.0	83.3	83.0	77.5	76.0	74.0	65.0
12	89.3	89.7	89.7	82.5	82.5	82.5	82.4	83.9	80.0	79.0	79.0	69.9
13	82.8	83.2	83.6	84.0	84.1	85.0	84.4	84.7	82.7	78.0	72.3	66.0
14	82.8	82.9	83.0	83.0	82.9	84.0	85.0	83.2	79.0	76.0	73.2	71.5
15	82.0	82.5	83.0	83.5	83.2	83.0	84.7	84.8	81.1	82.9	78.0	66.5
16	81.3	80.6	83.7	81.0	82.2	82.0	82.0	81.7	82.3	84.0	82.7	87.5
17	88.4	88.4	88.5	88.5	86.4	83.3	88.3	88.3	85.0	79.0	79.4	80.0
18	81.7	81.5	82.5	82.6	83.8	84.0	87.2	85.0	81.5	79.0	75.4	77.0
19	87.0	86.0	85.6	85.4	85.1	85.0	83.8	80.0	70.6	67.2	53.0	50.6
20	76.8	77.5	79.0	80.1	80.1	81.8	82.0	80.7	57.3	58.0	55.0	51.0
21	77.3	78.0	79.0	79.7	80.1	82.0	82.3	81.0	77.7	68.3	64.6	63.2
22	78.9	79.6	80.0	80.0	80.0	80.8	82.0	81.0	77.3	77.5	82.5	82.0
23	81.4	81.4	82.3	82.4	83.8	84.0	83.9	83.0	77.8	74.0	71.0	68.0
24	80.8	81.1	82.2	82.5	82.6	82.8	83.2	83.2	78.2	75.0	71.1	68.4
25	81.0	81.8	82.0	82.3	82.3	82.3	83.9	82.2	79.0	75.0	66.2	59.0
26	80.0	81.0	84.0	84.6	84.8	84.0	85.1	83.0	76.4	67.8	61.9	57.9
27	85.0	85.0	85.0	87.5	88.8	87.7	83.8	89.8	83.0	80.4	73.1	72.2
28	87.0	87.2	87.5	87.5	87.5	87.8	88.0	87.4	82.2	81.0	73.6	74.8
29	85.0	85.3	85.5	86.0	86.3	86.4	87.0	85.0	77.9	69.0	64.2	61.0
30	82.0	82.4	82.9	83.0	83.0	83.0	85.4	84.5	75.2	73.5	62.8	62.0
平均	82.2	82.5	83.0	83.4	83.8	84.3	84.6	83.9	79.2	74.0	70.2	68.0

月 逐 日 相 對 濕 度 (%)

in the Month of September, 1937. (%)

13	14	15	16	17	18	19	20	21	22	23	24	平均 Mean
62.0	81.3	64.9	65.7	62.2	65.3	70.0	70.6	73.7	72.7	73.6	75.9	73.3
50.0	56.2	50.0	50.3	55.2	56.2	65.4	70.0	70.4	74.0	77.3	77.4	67.7
63.4	60.6	62.5	67.0	78.1	82.0	82.2	82.0	60.2	80.0	83.0	82.6	75.9
69.8	80.7	85.6	85.2	82.7	87.0	87.1	87.4	68.1	88.0	87.8	87.5	83.9
68.0	61.4	62.5	62.2	63.6	70.0	74.8	75.5	77.5	78.0	81.6	82.2	78.5
50.0	59.7	60.0	58.5	59.2	62.3	79.0	75.7	79.0	76.5	79.8	81.7	74.5
55.3	58.0	60.0	62.4	70.2	72.4	77.0	78.0	78.1	78.3	79.2	79.9	74.8
83.0	82.0	78.0	76.8	82.2	84.0	85.4	86.0	86.7	87.0	87.0	87.0	82.0
63.5	64.8	64.6	65.0	62.5	66.5	73.0	75.4	79.0	82.0	81.5	82.4	77.4
74.8	62.5	59.8	60.3	63.0	67.0	70.0	75.0	79.0	79.6	81.5	81.8	76.2
65.0	64.6	62.5	65.7	65.5	67.4	75.0	76.0	78.0	78.0	80.0	80.1	75.3
70.3	62.5	61.7	67.5	71.3	74.6	78.0	78.2	80.8	80.1	82.2	82.3	77.2
54.0	61.8	61.5	61.8	66.5	70.0	72.7	78.0	79.8	79.9	82.0	82.2	76.4
64.7	71.8	64.0	65.0	64.8	68.0	72.4	75.1	78.9	80.4	82.0	82.1	76.5
65.0	64.0	64.0	65.0	65.5	67.2	74.0	75.0	77.5	78.0	80.1	80.3	76.3
84.0	82.5	85.0	87.5	87.5	87.4	87.5	88.3	88.5	88.0	87.9	87.9	84.6
84.2	87.0	87.2	85.0	83.8	82.5	82.0	80.8	81.0	82.0	81.3	81.4	84.5
76.4	75.6	73.8	70.2	77.9	78.2	79.0	80.2	82.0	82.7	85.1	87.0	80.4
53.8	55.2	53.1	58.6	57.3	60.8	69.8	70.0	72.7	75.3	76.0	76.5	71.0
50.0	53.3	57.6	60.0	63.0	65.0	66.7	70.2	72.4	73.8	74.0	75.0	68.9
62.7	65.5	63.7	64.8	65.8	70.2	71.9	74.0	75.0	78.0	79.6	78.6	73.5
76.8	70.6	70.1	68.2	70.8	73.0	75.1	78.8	77.7	80.0	79.8	80.2	77.2
67.8	78.0	69.8	70.0	74.2	75.3	76.3	76.5	77.0	77.5	79.0	80.0	77.6
60.3	57.7	57.0	58.0	60.0	64.2	72.0	74.5	77.7	78.0	80.0	80.2	73.8
56.2	55.0	56.0	57.5	59.6	63.8	71.6	73.0	76.6	76.6	77.5	78.8	72.5
57.2	68.2	78.6	75.0	77.5	78.2	83.3	83.5	84.6	85.3	85.1	84.8	77.9
66.8	63.0	64.9	82.4	84.5	85.5	86.4	85.5	87.9	86.4	86.3	86.8	82.0
70.6	80.5	76.2	81.0	80.2	79.2	80.0	82.5	84.0	84.5	84.6	85.0	82.5
54.5	55.0	55.0	59.0	62.3	66.0	74.0	75.8	77.5	78.2	80.0	80.6	74.0
61.2	70.0	64.0	61.2	63.2	67.5	71.4	75.0	75.0	76.0	77.6	80.1	74.3
65.5	66.8	65.8	67.3	69.4	71.9	75.8	77.5	79.2	79.9	81.1	81.6	76.7

中華民國二十六年

Form and Direction of Clouds of every

時 日 D.	6		7		8		9		10		11	
	狀 For.	向 Dir.	狀 For.	向 Dir.	狀 For.	向 Dir.	狀 For.	向 Dir.	狀 For.	向 Dir.	狀 For.	向 Dir.
1	S	S	AS	S	AS	SSE	AS	SSE	AS	SSE	CS	SSE
2	S	SE	S	S	S	SE	SK	SE	SK	SE	SK	SE
3	S	ENE	S	ENE	AS	NE	AS	NE	AS	ENE	SK	E
4	N	E	N	E	AS	N	AS	N	AS	SE	N	SSE
5	N	E	N	E	N	SE	N	SSE	N	SSE	AS	SSE
6	S	SSE	S	S	S	SSW	S	SSW	SK	SSW	SK	SSW
7	S	S	S	S	S	S	S	S	SK	SK	WSW	SK
8	N	SSE	S	S	SK	S	SK	SSW	N	SSW	N	S
9	N	SE	N	SSW	N	S	AS	AS	SSE	SK	AS	S
10	S	SSW	S	SSW	S	SSW	SK	SSW	SK	SSW	SK	SW
11	S	SSW	S	SSW	AS	SSW	AK	SW	AK	SW	AK	SW
12	S	W	S	SW	S	SW	SK	SSW	SK	SSW	N	SW
13	S	SW	S	SW	S	SW	S	SW	AS	SW	AS	SW
14	S	SW	S	SW	AS	SW	AK	SW	AS	SW	AS	SW
15	N	SW	N	SW	N	SW	N	SW	N	SW	N	SW
16	AS	WSW	AS	SW	N	SW	N	NE	N	NE	N	NE
17	AK	SW	AK	SW	AK	SW	AS	SW	AS	SW	SK	SW
18	N	AS	A	S	AS	S	AS	S	AS	S	AS	S
19	AS	SW	AS	SW	SW	SW	S	SW	AS	SW	AS	SW
20	CK	CK	CK	NE	CK	CK	FK	SE	SK	SE	A	SSE
21	N	SSE	N	SSE	N	SSE	AS	SSE	AS	SSE	AS	SE
22	N	SSE	N	SSE	N	SSE	AS	SSE	N	SSE	N	SE
23	AS	SSW	AS	SW	AS	S	AS	SW	AS	SW	AS	SW
24	AS	WSW	AS	WSW	AS	W	AS	WSW	AS	WSW	AS	WSW
25	S	WSW	AS	WSW	AS	W	AS	WSW	AK	WSW	CS	WSW
26	S	WSW	S	WSW	SK	WSW	SK	WSW	SK	WSW	SK	WSW
27	N	SSW	N	SSW	N	SSW	N	SSW	SK	SSW	N	SSW
28	N	SW	AK	SW	SK	SW	SK	SW	SK	SW	SK	SW
29	S	WSW	S	WSW	S	WSW	S	WSW	S	WSW	SK	WSW
30	AS	W	AS	WSW	AS	WSW	S	WSW	SK	WSW	KN	SW

九月逐日雲狀及雲向

day. In the Month of September, 1937.

12		13		14		15		16		17		18		日期 Date
狀	向	狀	向	狀	向	狀	向	狀	向	狀	向	狀	向	
For.	Dir.	For.	Dir.	For.	Dir.	For.	Dir.	For.	Dir.	For.	Dir.	For.	Dir.	
AK	SSE	AK	SSE	AS	SSE	AS	SSE	AK	SE	AK	SE	AS	SE	1
K	SE	K	SE	K	SE	K	SE	K	SE	K	SE	K	SE	2
AS	SSW	AS	SSW	AS	SSW	AS	SSW	AS	SSW	AS	SSW	AS	SSW	3
N	SSE	AS	SSE	N	SE	N	SE	N	SE	N	SE	N	SE	4
AK	SSE	AK	SSE	AS	SSW	AS	SSW	AS	SSW	AK	SSE	AK	SSE	5
K	SSW	K	SSW	K	S	K	S	K	SSW	K	SSW	K	SSW	6
K	NNE	K	NNE	K	S	K	S	AK	SE	N	SE	AK	SE	7
AS	SE	N	SE	AS	SE	AK	SE	AS	SSW	N	SE	AS	SSW	8
AK	SW	AK	SW	AK	SW	AK	SW	AS	SW	AK	SW	AK	SW	9
AS	SW	SK	SSW	SK	SSW	K	SSW	K	SSW	SK	SSW	SK	SSW	10
A	SW	AK	SW	AK	SW	AS	SW	AS	SW	AK	SW	AK	SW	11
SK	SSW	AS	SSW	AK	SSW	AS	SSW	AS	SSW	AS	SSW	AS	SSW	12
AK	SW	AK	SW	AK	SW	AK	SW	AS	SSW	CS	SSW	CS	SSW	13
AS	SW	AS	SW	AS	SW	AS	SW	AS	SW	CS	SSW	CS	SSW	14
AS	SW	N	SW	AK	SW	AK	SW	C	SW	C	SSW	C	SSW	15
N	NE	N	NE	N	NE	N	NE	N	NE	N	SW	AS	NE	16
N	SW	N	SW	N	SW	N	SW	AS	SW	AS	SW	N	SW	17
AS	AS	AS	SSE	AS	SW	AS	SSE	AS	SSW	AS	SSW	N	SSW	18
AS	SW	AS	SW	AK	SW	AK	SW	AK	SW	CK	SW	CK	SW	19
K	SSE	K	SSE	AK	SSE	AS	SSE	AS	SSE	AS	SSE	AS	SSE	20
AS	SE	AS	S	AS	SSW	AS	S	AS	SSW	AS	SSE	AS	SSE	21
N	SE	AS	SSW	AS	SSW	AS	SW	AS	SSW	AK	SSW	AK	SSW	22
AK	SW	AS	SSW	AK	SSW	AK	SSW	AS	SSW	AK	SSW	AK	SSW	23
SK	WSW	SK	WSW	SK	WSW	SK	WSW	SK	WSW	SK	WSW	SK	WSW	24
SK	WSW	SK	WSW	SK	WSW	SK	WSW	K	WSW	K	WSW	K	WSW	25
KN	WSW	KN	WSW	KN	WSW	KN	WSW	AS	WSW	AS	WSW	AS	WSW	26
AS	SW	AS	SW	AK	SW	AS	SW	AS	SW	AS	SW	AS	NE	27
KN	SW	KN	SW	N	SW	AS	SW	N	SW	N	SW	CS	SW	28
SK	WSW	SK	WSW	SK	WSW	SK	WSW	SK	WSW	N	WSW	KN	SW	29
KN	SW	KN	SW	KN	SW	KN	SW	KN	SW	KN	SSW	KN	S	30

中華民國二十六年九月逐日雲量

Cloud Amount of every day, in the Month of September, 1937.

時日 D.	6	7	8	9	10	11	12	13	14	15	16	17	18	19	20	21	平均 Mean
1	10.0	10.0	10.0	10.0	10.0	10.0	10.0	8.0	10.0	8.0	7.2	6.0	4.5	4.5	2.0	2.2	7.2
2	3.0	3.5	3.0	9.2	7.0	5.2	5.5	6.2	7.0	5.0	5.0	4.5	1.5	1.5	2.0	8.0	5.5
3	10.0	10.0	10.0	10.0	10.0	7.2	5.0	8.0	8.0	9.0	10.0	10.0	10.0	10.0	10.0	10.0	9.3
4	10.0	10.0	10.0	10.0	10.0	10.0	10.0	8.0	8.0	10.0	10.0	10.0	10.0	10.0	10.0	10.0	9.9
5	10.0	10.0	10.0	10.0	10.0	10.0	8.0	8.0	5.0	7.0	6.0	4.0	2.0	1.5	2.0	2.0	5.0
6	2.0	5.2	4.0	3.7	6.5	3.6	3.5	3.0	3.0	3.5	1.0	0.8	0.6	1.0	1.0	1.5	2.7
7	3.0	1.6	2.0	3.2	3.5	3.2	2.0	3.0	4.0	5.0	6.0	9.0	8.0	5.0	3.0	3.0	4.0
8	10.0	5.0	3.0	9.0	10.0	10.0	10.0	9.0	9.0	7.0	10.0	9.0	9.0	5.0	1.0	2.0	7.0
9	10.0	10.0	10.0	10.0	10.0	6.5	9.0	8.0	5.0	4.0	5.0	8.0	9.0	3.0	2.0	1.5	7.0
10	10.0	10.0	8.0	10.0	9.5	9.5	10.0	3.0	6.0	6.0	8.0	5.0	6.0	7.0	8.0	2.0	7.0
11	10.0	10.0	10.0	10.0	10.0	9.5	8.0	7.0	6.0	9.0	8.0	3.0	2.0	2.5	8.0	6.0	7.5
12	10.0	9.0	9.7	8.0	7.0	7.0	4.0	9.0	8.0	7.0	9.0	10.0	10.0	9.0	9.0	6.0	8.5
13	10.0	7.0	7.0	7.0	10.0	9.0	8.0	9.7	9.0	9.0	9.0	9.0	10.0	10.0	9.0	6.0	8.5
14	10.0	10.0	10.0	10.0	10.0	10.0	10.0	9.0	8.0	9.0	9.0	9.0	9.0	9.0	9.0	9.0	9.0
15	10.0	10.0	10.0	10.0	10.0	9.8	9.2	9.0	9.7	9.6	9.4	9.5	9.5	9.8	10.0	10.0	9.8
16	10.0	10.0	10.0	10.0	10.0	10.0	10.0	10.0	10.0	10.0	10.0	10.0	10.0	10.0	10.0	10.0	10.0
17	9.0	9.0	10.0	10.0	10.0	8.0	10.0	10.0	10.0	10.0	10.0	10.0	10.0	10.0	10.0	10.0	9.9
18	10.0	10.0	10.0	10.0	10.0	10.0	10.0	10.0	10.0	10.0	10.0	10.0	10.0	10.0	10.0	10.0	10.0
19	10.0	10.0	10.0	10.0	10.0	10.0	10.0	10.0	10.0	10.0	10.0	10.0	10.0	10.0	10.0	10.0	10.0
20	2.0	3.0	2.0	3.0	7.0	3.0	3.0	6.7	7.0	10.0	10.0	10.0	10.0	10.0	10.0	10.0	6.7
21	10.0	10.0	10.0	10.0	10.0	10.0	10.0	10.0	10.0	10.0	10.0	10.0	10.0	10.0	10.0	10.0	9.9
22	10.0	10.0	10.0	10.0	10.0	10.0	10.0	10.0	8.0	7.0	7.0	9.0	10.0	9.5	10.0	10.0	9.4
23	10.0	10.0	9.0	10.0	10.0	10.0	9.7	9.0	10.0	10.0	10.0	8.0	9.0	9.0	9.0	9.0	9.4
24	10.0	9.0	6.0	9.0	9.0	10.0	9.0	9.0	9.0	9.0	9.0	9.0	9.0	9.0	9.0	9.0	9.3
25	10.0	9.2	10.0	9.0	9.0	7.0	7.0	8.0	8.0	8.0	7.0	2.0	1.0	0.5	0.5	1.0	6.2
26	10.0	10.0	9.0	7.0	6.5	5.8	3.9	4.0	8.0	9.0	8.0	8.0	9.0	9.0	10.0	10.0	8.0
27	10.0	10.0	10.0	10.0	8.2	10.0	8.2	6.0	4.5	9.0	7.0	4.0	3.0	1.0	1.0	1.0	6.5
28	10.0	9.0	8.0	9.0	8.0	7.0	9.0	3.0	9.0	9.0	6.0	10.0	9.0	6.0	1.0	1.0	6.0
29	10.0	9.0	6.5	3.5	5.0	6.0	5.0	4.0	8.0	4.3	7.0	7.0	3.0	2.0	1.0	1.0	5.2
30	10.0	10.0	9.0	7.0	7.0	6.5	8.0	8.0	7.0	5.0	4.0	6.0	5.0	4.0	3.0	3.0	6.5
平均 Mean	9.2	8.9	8.7	8.6	8.9	8.2	7.9	7.7	7.9	7.8	8.0	7.5	7.0	6.0	5.7	5.0	7.7

中華民國二十六年九月逐日能見度

Visibility of every day, in the Month of September, 1937.

日 H.D.	H.	6	7	8	9	10	11	12	13	14	15	16	17	18	平均 Mean
1	4	5	7	5	6	7	8	9	8	8	8	8	8	8	7.0
2	5	6	7	8	8	8	8	8	8	8	8	8	8	8	7.8
3	5	5	4	4	5	7	7	7	7	7	8	8	8	4	5.8
4	4	4	4	5	5	5	5	7	6	5	5	5	5	4	4.9
5	5	5	5	4	5	5	6	8	8	8	8	7	8	7	6.5
6	7	7	7	7	7	7	8	8	8	8	9	9	8	8	7.8
7	3	4	4	5	7	7	7	8	8	8	9	8	7	7	6.7
8	7	5	6	7	5	5	4	7	5	8	8	8	7	6	6.2
9	6	5	5	5	7	7	7	8	8	8	8	8	8	7	6.9
10	5	6	7	7	7	7	7	6	7	9	9	8	7	7	7.1
11	6	6	7	7	7	7	7	8	8	8	8	8	8	7	7.3
12	5	7	7	7	7	7	7	7	8	8	8	8	7	5	6.8
13	4	4	5	6	7	7	7	8	8	8	8	8	7	5	6.5
14	3	7	6	7	7	7	7	6	7	7	8	8	7	7	6.8
15	6	5	5	5	5	4	8	8	8	8	8	8	8	8	6.8
16	8	7	6	5	5	6	4	4	5	6	2	2	2	2	4.5
17	2	3	3	6	6	6	7	5	5	6	6	5	5	5	4.9
18	5	5	5	5	5	5	6	7	7	7	7	7	7	6	6.1
19	5	4	4	4	4	6	7	7	7	7	8	8	8	7	6.4
20	7	7	7	7	7	7	8	8	8	8	8	7	7	6	7.3
21	6	6	5	6	7	7	8	8	8	8	8	8	7	5	6.9
22	5	4	5	6	5	5	4	5	7	7	7	7	8	5	5.8
23	6	7	7	7	7	7	7	7	8	8	8	8	8	7	7.3
24	7	7	7	8	8	8	8	8	8	8	9	9	8	7	7.6
25	5	7	7	7	7	7	8	8	8	9	9	7	7	7	7.4
26	6	5	4	5	7	7	7	7	8	7	7	7	6	6	6.3
27	4	3	3	4	5	5	7	6	7	7	6	6	5	2	4.9
28	5	3	6	7	7	7	7	6	6	6	5	6	6	6	5.6
29	6	6	7	7	7	7	7	8	9	9	9	8	8	6	7.5
30	4	4	7	7	7	7	7	6	6	6	8	7	6	5	6.2
平均 Mean		5.3	5.3	5.6	6.0	6.4	6.8	7.1	7.5	7.6	7.6	7.2	6.8	5.9	6.5

月 逐 日 風 向 及 風 速

energ. day. in the Month of September, 1937.

14		15		16		17		18		19		20		21		平均
向	速	向	速	向	速	向	速	向	速	向	速	向	速	向	速	
Dir.	Vel.	Dir.	Vel.	Dir.	Vel.	Dir.	Vel.	Dir.	Vel.	Dir.	Vel.	Dir.	Vel.	Dir.	Vel.	Mean
SW	1.6	SW	1.1	SSW	7.4	SE	5.1	SE	4.2	S	1.8	SE	0.9	SSW	0.5	2.1
W	3.4	W	1.3	SSW	4.9	SSW	2.0	ESE	0.5	NNE	0.6	NE	0.5	NE	0.3	1.9
E	5.0	E	4.3	NE	12.9	E	1.5	NNE	0.9	NNE	5.0	NNE	2.6	NNE	0.7	3.4
SE	13.3	SE	0.9	N	0.5	SE	2.0	SSE	1.3	E	0.3	E	0.4	ESE	0.4	2.2
SE	7.4	SSW	8.6	SSW	10.7	S	8.7	SSW	6.7	SSW	1.5	SSE	4.7	SE	1.1	5.0
S	8.0	SW	5.1	S	11.4	S	7.7	SSW	0.5	S	0.3	W	0.8	NNE	0.7	3.7
ESE	9.6	NNE	7.1	SW	3.4	SE	2.2	E	2.5	E	0.5	E	0.5	NNE	0.4	3.3
SW	2.5	SW	2.8	NNE	4.3	NNE	1.9	WSW	1.2	WSW	0.7	WNW	0.6	N	2.9	2.2
SSW	10.4	SSW	6.9	SSW	5.7	SSW	5.2	SE	5.7	SE	4.3	E	1.2	E	0.5	4.5
SSW	7.7	SSW	9.6	S	7.4	S	6.9	S	4.9	SW	0.9	SSW	0.5	SW	0.4	4.0
S	8.7	S	7.5	S	11.1	S	7.0	S	4.0	SSW	0.9	S	0.6	SSW	0.4	4.3
SSW	11.1	SSW	11.5	SW	1.0	SE	1.4	SSW	5.3	SSW	1.5	SSW	0.5	S	0.4	3.4
SSW	19.2	S	7.6	SSW	9.5	SSW	8.5	SSW	7.2	SSW	1.2	S	1.0	S	1.6	4.8
S	7.5	SSW	8.8	SSW	2.4	S	2.5	S	4.3	S	0.5	S	0.4	SSW	0.6	3.8
SSW	3.8	SSW	3.4	SSW	4.0	WSW	6.6	SSW	1.9	SSW	2.7	SSW	1.7	S	2.2	4.2
ESE	0.3	NNE	0.5	NNE	0.4	NW	0.3	NNE	0.3	NNE	0.3	NNE	0.7	NNE	0.4	0.7
E	0.7	NE	0.4	SSW	7.9	NNE	4.2	ESE	5.7	ESE	2.2	NNE	0.4	NE	0.4	3.3
N	2.9	NNE	2.9	SE	0.4	ESE	0.7	ESE	2.6	E	1.9	NE	0.4	SE	0.7	1.1
SSE	4.6	SE	5.7	SE	6.0	SSE	5.3	ESE	2.1	NNE	1.3	NNE	0.8	NNE	1.6	2.7
SSE	5.1	SSW	2.1	SSW	0.4	S	0.9	SSE	0.5	NNE	1.0	NNE	0.7	ESE	0.9	1.9
NE	3.5	SE	4.1	SE	3.4	S	11.4	SE	1.6	SE	2.0	ESE	2.2	E	0.4	3.2
S	4.5	SW	4.7	S	5.7	S	3.4	SSW	3.5	S	0.5	SSW	3.5	SSW	2.5	2.8
S	10.2	SSW	7.7	SSW	6.8	SSW	7.0	S	5.1	SW	2.5	SSW	3.5	SSW	2.3	5.4
SSW	13.5	SW	8.6	SW	6.8	SW	7.4	SW	5.2	SW	6.5	SW	4.9	WSW	3.5	6.4
SW	11.1	WSW	10.5	SW	7.7	SW	5.3	SW	4.4	SW	2.2	SSW	0.8	SSW	0.5	4.9
S	8.9	S	4.1	WSW	0.7	WSW	0.6	NNE	0.4	SW	0.6	NNW	0.4	N	2.6	2.9
SE	5.7	S	8.3	WSW	3.2	WSW	0.5	SSW	0.7	W	0.5	NNW	0.4	NNE	0.6	2.5
SSW	5.9	S	9.9	SSW	13.4	SSE	0.9	S	1.1	SE	0.4	NNW	0.5	NE	0.3	3.3
SSW	6.0	SSW	11.7	S	13.3	SSW	5.6	W	1.0	SSW	0.7	NNE	2.6	NNE	0.5	4.6
SSW	3.0	SSW	10.1	SSW	7.8	SE	5.3	SSW	8.6	SSW	0.6	SW	1.0	SW	0.4	4.2
6.5		6.0		6.0		4.3		3.1		1.5		1.4		1.0	3.4	

中華民國二十六年

		Rainfall Amount in the							
R D.	H.	9-10	10-11	11-12	12-13	13-14	14-15	15-16	16-17
		1							
2									
3									
4			T	0.2	T	0.9	6.1	0.5	0.1
5	T		T				T		0.3
6									T
7									0.5
8			T	T	1.5	2.1			2.2
9									
10					T				
11									
12	T		0.1	T	0.2			T	
13								0.1	T
14				T	T	0.4			
15	T		0.2		T	T	T		
16	0.6		0.3	0.8	0.1				
17			T	0.2	12.1	T	1.7	2.4	1.1
18								0.3	T
19									
20									
21									
22	T		0.8	0.2					
23							T	T	
24									
25									
26						0.6	0.8	T	
27								3.8	
28					0.3	0.8	0.4	0.2	0.3
29									
30						0.3	T		
總計 Total		0.6	1.4	1.4	14.2	5.1	9.0	7.3	4.5

九月逐日雨量 (mm)

Month of September, 1937. (mm)

17-18	18-19	19-20	20-21	本日 21-6	6-7	7-8	8-9	總計 Total	日 期
				T			T	T	1
0.8	T	T		0.1	T			1.9	2
0.4	0.5	0.2	1.2	7.9	0.5	0.9	0.2	19.7	3
						0.6		T	4
									5
									6
0.3				0.3		0.1	T	0.8	7
0.5				0.2				6.7	8
	T							0.2	9
								T	10
								T	11
								0.4	12
						T			13
						T		0.4	14
							T	0.2	15
			T	T				7.0	16
				0.9	0.1			13.6	17
				0.4				0.4	18
									19
		T	T	T		T		T	21
		T	T	0.1				1.1	22
		T						T	23
									24
	0.8	0.1	0.2	11.2	0.5	T	T	14.2	26
				0.1				3.9	27
T				T				2.0	28
								T	29
								0.3	30
2.0	1.3	0.3	1.1	21.2	1.1	1.8	0.2	72.8	

中華民國二十六年九月

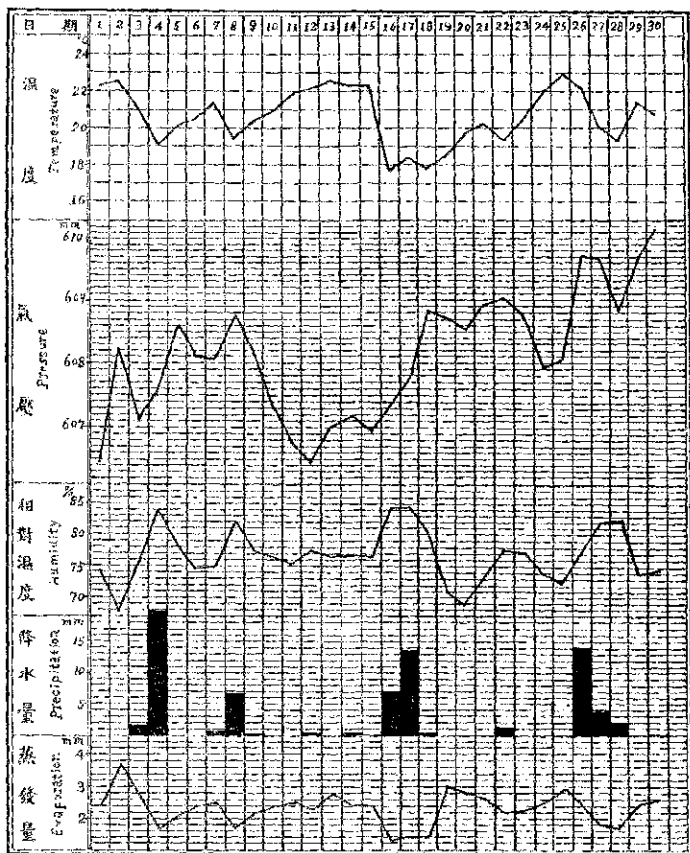
Daily Values of Meteorological Elements

日期 Date	氣壓 pressure (600 mm ±)	溫度 Temperature (°C)				草溫 Grass Temp. (°C)	地溫 Earth Temp. at the Depth of 10cm (°C)
		平均 Mean	最高 Max.	最低 Min.	較差 Range		
1	6.43	22.3	26.3	18.0	8.3	17.2	19.8
2	6.26	22.4	26.3	16.9	9.4	15.7	19.8
3	7.30	21.0	26.0	17.9	8.1	17.0	19.8
4	7.56	19.0	23.5	17.0	6.5	16.2	19.8
5	8.60	20.1	23.6	15.9	7.7	15.4	19.7
6	8.07	20.4	24.2	15.8	10.4	13.7	19.7
7	8.06	21.3	26.2	14.8	11.4	14.3	19.6
8	8.77	19.4	21.8	16.5	5.3	15.8	19.6
9	8.14	20.3	23.4	15.0	8.4	14.7	19.7
10	7.38	20.9	23.8	15.7	8.1	15.3	19.7
11	6.73	21.8	25.0	17.2	7.8	16.3	19.7
12	6.42	22.1	26.8	18.0	8.8	16.4	19.8
13	7.03	22.5	26.0	18.1	7.9	17.1	19.7
14	7.18	22.3	25.2	18.8	6.4	18.1	19.7
15	6.93	22.3	26.0	18.6	7.4	18.1	19.7
16	7.38	17.7	21.0	16.0	5.0	15.8	19.7
17	7.79	18.4	22.3	15.7	6.6	15.6	19.7
18	8.82	17.8	20.3	14.4	5.9	14.2	19.7
19	8.72	18.5	21.5	14.3	7.2	14.0	19.7
20	8.52	19.7	24.0	12.2	11.8	11.7	19.7
21	8.94	20.2	23.3	16.5	6.8	16.0	19.7
22	9.02	19.4	21.8	16.0	5.8	16.0	19.6
23	8.78	20.5	23.6	16.4	7.2	15.3	19.6
24	7.93	22.0	26.0	17.4	8.6	16.7	19.7
25	8.02	23.0	27.0	18.3	8.7	17.0	19.6
26	9.71	22.2	27.3	16.6	10.7	16.0	19.6
27	9.67	20.1	24.5	15.5	9.0	15.5	19.6
28	8.81	19.3	22.7	15.4	7.3	15.1	19.8
29	9.70	21.4	26.2	15.4	10.8	15.3	19.6
30	10.17	20.8	24.7	15.4	9.3	14.7	19.6
總數或平均 T. or M.	8.15	20.6	24.3	16.2	8.1	15.7	19.7

逐日氣象平均要素表

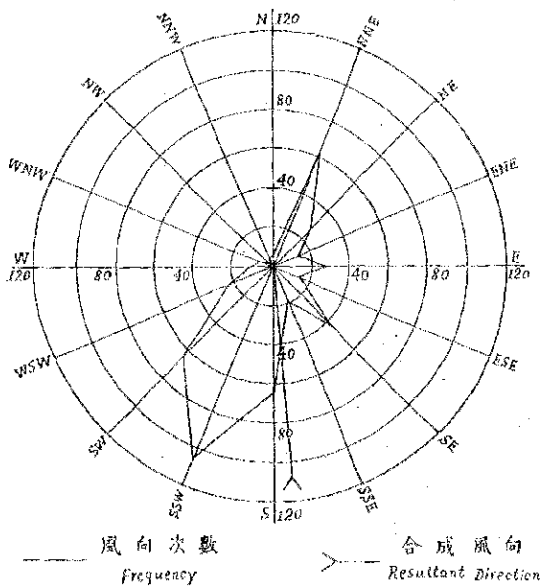
in the Month of September, 1937.									
溫度		Amount of cloud 0-10	風		雨		Visibility 0-9	蒸發量 Amount of Evap. mm	雜項 Miscell- aneous Informa- tions
絕對 Absolute mm	相對 Relative %		平均速 Mean vel. m/s	基本向 Dir. E-min	量 Amt.	時數 Dur. h			
14.26	74.3	7.7	2.1	SE			7.0	2.4	
13.36	67.7	5.5	1.9	SE	T		7.8	3.7	
13.53	75.9	9.3	3.1	NNE	1.9	4.2	5.8	2.8	
13.30	83.9	9.9	2.2	E	19.7	15.4	4.9	1.7	
12.92	78.5	6.5	5.0	SSW	T		6.5	2.1	
12.65	74.5	2.7	3.7	S			7.8	2.4	
13.35	74.8	4.0	3.3	E	0.8	0.5	6.7	2.5	
13.29	82.0	7.6	2.2	S	6.7	3.3	6.2	1.7	
13.09	77.4	7.0	4.5	SSW	0.2	0.5	6.9	2.2	
13.25	76.2	7.0	4.0	S	T		7.1	2.4	
13.96	75.3	7.5	4.3	S	T		7.3	2.5	
14.53	77.2	8.5	3.4	SSW	0.4	0.8	6.8	2.3	
14.66	76.4	9.6	4.8	SSW			6.5	2.8	
14.62	76.5	9.6	3.6	S	0.4	0.3	6.8	2.4	
14.69	76.3	9.8	4.2	SSW	0.2	0.3	6.8	2.4	
12.40	84.6	10.0	0.7	NNE	7.0	5.0	4.5	1.3	
13.25	84.5	9.9	3.3	NNE	13.6	7.4	4.9	1.4	
11.74	80.4	10.0	1.1	NNE	0.4	1.0	6.1	3.0	
9.65	71.0	7.1	2.7	SE			6.4	2.8	
11.03	68.9	6.7	1.9	NNE			7.3	2.8	
12.20	73.5	9.9	3.2	SE	T		6.9	2.6	
12.78	77.6	9.4	2.8	S	1.1	1.8	5.8	2.2	
13.33	77.2	9.3	5.4	SSW	T		7.3	2.3	
14.06	73.8	8.1	6.4	SW			7.6	2.5	
14.31	72.5	6.2	4.9	SW			7.4	3.0	
14.64	77.9	8.0	2.9	SW	14.2	6.9	6.3	2.4	
13.65	82.0	6.5	2.5	NNE	3.9	1.0	4.9	1.8	
13.07	82.5	6.6	3.3	SSW	2.0	1.8	5.8	1.7	
13.40	74.0	5.2	4.8	SSW	T		7.5	2.5	
13.30	74.3	6.8	4.2	SSW	0.3	0.9	6.2	2.6	
13.28	76.7	7.7	3.4		72.8	51.1	6.5	69.8	

中華民國二十六年九月份各項氣象要素逐日變遷圖
 March of Different Meteorological Elements in the Month of September, 1937.



中華民國二十六年九月份風向圖

WIND ROSE FOR SEPTEMBER, 1937.



方向 Dir.	N	NNW	NW	WNW	W	WSW	SW	SSW	S	SSE	SE	ESE	E	ENE	NE	NNE	N	C
次數 frequency	5	62	27	14	28	14	42	19	63	104	62	21	70	5	3	3		
百分數 %	1.0	12.5	5.6	2.9	5.9	2.9	8.8	4.0	13.1	21.7	12.9	4.4	14.0	0.9	0.6			

立 南 省 雲
昆 明 剛 候 所

氣 象 月 報

第 二 卷 第 十 期

龔 自 知 題



中 華 民 國 二 十 六 年 十 月 份

— 1 —

MONTHLY METEOROLOGICAL BULLETIN

OF

METEOROLOGICAL STATION OF YUNNAN PROVINCE,
KUNMING.

October. 1937. VOL. 2, NO. 10.

目 次

Table of Contents

- 本月份天氣概況 *A Summary of Weather Conditions, during the
Month of October, 1937.*
- 本月份氣象摘要 *Monthly Summary.*
- 氣壓 *Barometric Pressure.*
- 溫度 *Air Temperature.*
- 絕對濕度 *Absolute Humidity.*
- 相對濕度 *Relative Humidity.*
- 雲狀與雲向 *Cloud: Forms and Direction.*
- 雲量 *Cloud Amount.*
- 能見度 *Visibility.*
- 風向與風速 *Wind Direction and Velocity.*
- 雨量 *Amount of Rainfall.*
- 逐日氣象平均要素 *Daily Values of Meteorological Elements.*
- 凡例 *Explanatory Remarks.*
- 各取氣象要素總表圖 *March of Different Meteorological Elements.*
- 風向圖 *Wind Rose.*

民國二十六年十月份昆明天氣概況：

一、得

本年昆明十月份天氣，比去年更趨甚著！蘇聯氣流旺盛；北方寒流南下；雷雨量極豐沛；終月未見初霜；晴天日數，僅有去年四分之一，殊非天高氣爽時矣。

最顯為氣溫特高！全月氣溫極端最高比去年+1.8°C，極端最低比去年+2.6°C，最高平均比去年+0.8°C，最低平均比去年+1.3°C，總計平均比去年+2.6°C。並比歷年同月平均標準數+2.8°C。

次為氣壓較低！月內氣壓極端最高比去年-1.5m.m.，極端最低比去年-0.9m.m.，全月平均比去年-1.1m.m.，惟較歷年同月平均標準數+0.86m.m.

再次為雨量較多！全月雨量總計53.8m.m.，比去年+20.4m.m.，但較之歷年同月平均標準雨量87.4m.m.，僅及五分之三；又一日間最多雨量比去年竟超過32.3m.m.

雨天共六日，可分三段：第一段，自二日夜見閃電，三日午後見卷層雲，四日微雨無量，五日夜降雨1m.m.，六日午稍降0.1m.m.，為風暴之驟雨。

第二段，八日午後微有雨，九日十三時，氣溫昇達27.3°C，十日午見日暈，午後連續有雷雨，十一日，晚雷雷閃電，風轉北東，終夜雷雨大作，至翌日晨，共得雨量47.9m.m.，為本年各月份所未有之一日最多雨量！

其時濕度滿溢，相對濕度達92.5%，氣壓昇至611.26m.m.，午後稍降雨1.4m.m.，驟且狂風暴雨，冰雹交加，十三日，晚間又得雨1.3m.m.，十四日十六時，氣壓極端最低604.96m.m.，十五日，晨夜俱有微雨，十八時雷風特強，每秒達13.1m.，十六日，昆明天降兩陣，宜宜冰雹為災，十七日八時，氣壓極端最高達614.36m.m.，十八日六時，氣溫極端最低至6°C，天氣始轉晴寒，是北方寒潮南往，風聲總較輕秀也。

第三段，二十日至二十二日，連日天陰雲密，氣壓最高達614.06m.m.，二十三日午，雨間隙無量，夜半後降雨2.1m.m.，二十四日，下午天氣漸轉晴寒，續得一週間之佳日；本月晴天最少，而氣候調和，勝去年矣！

中華民國二十六年十月氣象綱要

Monthly Summary for October, 1937.

氣壓 Air Pressure

極端最高	Extreme maximum	614.36mm	在17日 8 時	on 17th 8h
極端最低	Extreme minimum	604.26mm	在14日 16 時	on 14th 16h
平均Mean	本年 Present	609.38mm		
	往年 Past	608.52mm		

氣溫 Air Temperature

極端最高	Extreme maximum	27.3°C	在9日 13時	on 9th 13h
極端最低	Extreme minimum	6.0°C	在18日 6 時	on 18th 6 h
最高平均	Mean maximum	22.9°C		
最低平均	Mean minimum	13.1°C		
平均Mean	本年 Present	18.7°C		
	往年 Past	15.9°C		

風 Wind

最大風速	Maximum velocity	13.1m/s	在15日 16時	on 15th 16h
合成風向	Resultant direction	S25°E		SW

降水量 Precipitation

雨量	Rainfall	53.8mm		
一日最多雨量	Greatest in 24 hours	47.9mm	在11日	on 11th
標準雨量	Normal Rain	87.4mm		

雜記 Miscellaneous Informations

晴天日數	Clear days	3
曇天日數	Partly cloudy days	16
陰天日數	Cloudy days	6
雨天日數	Rainy days	6
有雷雨日數	Days with thunderstorm	1
有濕霧日數	Days with wet fog	1
有霰日數	Days with fog	9
有霧日數	Days with mist	5
有低雲日數	Days with ground fog	15
有露日數	Days with dew	17
有雷日數	Days with thunder	2
有閃電日數	Days with lightning	2
有日暈日數	Days with solar halo	1

中華民國二十六年

Barometric pressure of every day, in

H D.	Barometric pressure of every day, in											
	1	2	3	4	5	6	7	8	9	10	11	12
1	10.0	9.9	9.9	9.8	9.8	10.06	10.36	10.56	10.76	10.56	10.08	9.26
2	8.7	8.6	8.6	8.7	8.8	8.26	9.16	9.26	9.16	9.66	9.36	8.66
3	8.0	7.9	8.0	8.0	8.0	8.26	8.56	9.06	9.16	9.16	8.96	8.16
4	8.2	8.2	8.3	8.2	8.2	8.56	8.96	9.26	9.36	9.26	8.96	8.46
5	8.2	8.1	8.1	8.2	8.3	9.06	9.36	9.66	9.76	9.66	9.26	8.66
6	9.0	8.9	8.6	8.6	8.6	8.96	9.26	9.56	9.66	9.66	9.36	8.96
7	8.9	8.8	8.6	8.6	8.7	9.26	9.16	9.86	9.86	9.76	9.56	9.66
8	8.6	8.6	8.6	8.6	8.7	9.26	9.16	9.86	9.86	9.76	9.56	9.66
9	8.3	8.2	8.0	8.0	8.1	8.66	9.06	9.56	9.76	9.76	9.36	8.66
10	7.9	7.6	7.8	7.8	8.0	8.16	8.46	9.06	9.36	9.26	8.86	8.06
11	7.5	7.4	7.4	7.4	7.5	7.76	8.16	8.66	8.86	9.06	8.56	7.76
12	8.5	8.5	8.5	8.6	8.6	8.86	9.16	9.26	10.16	10.06	9.56	8.66
13	9.8	9.8	9.8	9.9	9.9	10.36	10.56	10.56	11.26	11.16	10.56	9.76
14	8.8	8.6	8.4	8.2	8.2	9.16	9.46	9.66	9.96	9.86	9.46	8.96
15	7.4	7.1	6.9	6.9	7.0	7.46	7.66	7.96	8.28	8.16	7.56	6.76
16	6.3	6.3	6.0	6.0	6.1	6.46	6.56	7.06	7.36	7.46	7.16	6.76
17	10.6	10.7	10.7	10.7	10.9	11.86	12.26	13.26	12.96	13.06	12.66	12.26
18	12.0	12.0	12.0	12.0	12.1	12.46	12.96	14.36	13.66	13.86	13.36	12.66
19	12.7	12.5	12.4	12.3	12.3	12.66	12.76	12.96	13.06	12.76	12.46	11.76
20	10.2	10.1	10.0	10.0	10.0	10.16	10.56	11.06	11.26	11.26	10.86	10.26
21	10.1	10.1	10.1	10.1	10.5	10.96	11.46	11.96	12.36	12.36	12.06	11.56
22	11.4	11.4	11.3	11.8	12.0	12.46	13.06	13.46	13.86	14.06	13.86	13.56
23	13.1	13.1	13.0	13.0	13.0	13.16	13.56	13.86	14.06	14.06	13.76	13.06
24	10.7	10.4	10.1	10.1	10.2	11.16	11.46	12.06	12.56	12.46	12.26	11.66
25	10.0	10.0	10.0	10.0	10.0	10.26	10.76	11.26	11.66	11.26	10.86	10.06
26	9.7	9.5	9.4	9.4	9.5	9.76	10.06	10.46	10.76	10.66	10.26	9.56
27	9.5	9.4	9.4	9.5	9.5	9.66	10.16	10.56	10.76	10.66	10.36	9.76
28	9.9	9.9	9.9	9.9	10.0	10.56	10.86	11.36	11.36	11.36	10.76	10.36
29	9.3	9.3	9.4	9.5	9.5	9.66	9.96	10.36	10.46	10.16	9.56	8.86
30	8.9	8.8	8.7	8.7	8.9	9.06	9.66	10.06	10.46	10.46	10.16	9.56
31	10.0	9.9	9.9	9.9	9.9	9.96	10.36	10.56	11.06	11.06	10.66	10.06
Mean	9.5	9.4	9.3	9.3	9.4	9.80	10.14	10.61	10.80	10.74	10.36	9.74

十月逐日氣壓 (600mm+)

the Month of October, 1937. (600mm+)

13	14	15	16	17	18	19	20	21	22	23	24	平均 Mean
8.59	8.00	7.36	7.26	7.36	7.46	7.66	8.26	8.46	8.9	8.9	8.8	9.09
8.99	7.30	6.96	6.76	6.76	6.86	7.16	7.46	7.66	8.0	8.0	8.0	8.21
7.56	7.00	6.86	6.86	6.60	6.66	7.16	7.56	7.76	8.2	8.3	8.3	7.92
7.76	7.26	5.86	6.66	6.46	6.66	7.06	7.66	7.96	8.2	8.4	8.3	8.05
7.97	7.20	7.16	7.06	7.16	7.46	7.76	8.36	8.76	9.0	9.0	9.0	8.43
8.06	7.96	7.46	7.66	7.66	7.56	7.86	8.36	9.06	8.8	8.8	8.9	8.64
8.36	7.86	7.16	6.96	7.06	6.96	7.46	7.96	8.26	8.3	8.4	8.4	8.48
8.16	7.71	7.26	7.06	6.80	6.96	7.26	7.76	7.96	8.0	8.0	8.0	8.19
7.36	6.76	6.36	6.06	6.16	6.06	6.56	6.96	7.16	7.6	7.6	7.6	7.61
7.06	6.56	6.46	6.36	6.66	6.66	6.96	7.46	7.86	8.3	8.4	8.5	7.64
8.36	7.71	7.56	7.46	7.76	8.16	8.76	9.66	9.86	10.0	10.0	9.9	8.64
9.26	8.96	8.66	8.26	8.36	8.46	8.76	9.26	9.46	9.9	9.9	9.9	9.59
8.96	7.36	7.16	6.76	6.96	6.96	7.46	7.66	7.76	7.8	7.8	7.7	8.27
6.16	5.16	5.16	4.96	5.06	5.16	5.56	5.76	5.16	6.3	6.4	6.5	6.57
6.16	5.56	5.26	5.46	5.76	7.16	7.46	8.56	9.46	10.1	10.4	10.6	7.17
11.46	10.96	10.66	10.46	10.26	10.66	11.06	11.36	11.46	12.0	12.0	12.0	11.51
11.96	11.26	10.86	10.66	10.76	10.86	11.36	11.86	12.26	12.6	12.8	12.8	12.24
10.86	10.06	9.36	9.06	8.96	8.96	9.36	9.56	10.26	10.4	10.4	10.4	11.18
9.46	8.96	8.76	8.56	8.66	8.76	9.16	9.56	9.96	10.1	10.1	10.1	9.92
11.06	10.56	10.36	10.26	10.56	10.46	10.76	11.26	11.26	11.4	11.4	11.4	11.02
12.06	12.06	12.36	12.36	12.36	12.66	12.76	13.1	13.36	13.4	13.4	13.2	12.79
12.26	11.56	10.96	10.76	10.76	10.86	11.0	11.46	11.16	11.0	11.0	11.0	12.27
10.96	10.36	8.96	9.66	9.46	9.66	9.96	10.46	10.46	10.4	10.3	10.2	10.69
9.26	8.86	8.56	8.36	8.36	8.66	8.86	9.36	9.46	9.4	9.4	9.3	9.75
8.86	8.46	8.36	8.26	8.26	8.36	8.66	8.96	9.26	9.7	9.7	9.7	9.40
8.96	8.76	8.56	8.46	8.56	8.76	9.26	9.76	10.06	10.0	10.0	9.9	9.59
9.76	9.26	8.86	8.76	8.96	9.16	9.46	9.96	10.06	10.1	10.1	9.8	10.02
8.16	7.36	7.16	6.96	7.26	7.26	7.76	8.26	8.76	8.8	8.9	8.9	8.82
8.86	8.46	7.96	7.96	8.96	8.16	8.16	9.66	9.96	10.1	10.1	10.1	9.22
9.16	8.76	8.36	8.26	8.46	8.56	9.06	9.66	10.06	10.2	10.2	10.1	9.76
9.26	8.96	8.96	8.96	8.80	8.96	9.26	9.86	10.06	10.2	10.1	10.0	9.87
9.04	8.52	8.17	8.04	8.11	8.26	8.62	9.13	9.40	9.6	9.6	9.6	9.38

中華民國二十六年

Air Temperature of every day, in

日 D.	6	7	8	9	10	11	12	13
1	16.2	16.8	18.0	21.2	21.6	21.2	25.2	25.3
2	15.0	15.8	18.0	20.5	23.4	23.2	23.7	23.4
3	17.4	17.8	17.9	20.0	21.6	24.0	24.8	24.0
4	15.3	16.5	18.1	20.5	22.1	24.0	25.0	25.9
5	17.6	17.8	19.2	20.8	22.0	23.5	23.5	25.6
6	17.3	17.8	18.0	19.1	20.4	21.8	23.1	24.2
7	17.5	17.8	18.3	18.5	20.8	22.0	22.7	23.5
8	17.2	17.9	18.4	19.3	20.8	24.0	24.5	24.6
9	17.8	18.1	18.7	20.3	22.8	24.0	26.4	27.2
10	20.1	17.7	19.1	21.1	22.7	24.8	26.4	26.4
11	18.2	18.4	19.2	19.4	21.9	25.2	26.5	26.4
12	15.0	15.5	16.6	19.0	20.9	22.5	22.4	21.7
13	15.8	16.6	16.9	19.3	20.6	22.7	22.1	22.2
14	16.2	16.4	17.3	19.6	20.6	23.5	23.6	23.7
15	16.6	16.8	17.2	18.3	20.0	21.5	23.0	22.6
16	13.6	10.0	9.8	9.5	8.8	10.0	10.0	11.8
17	7.9	8.2	10.0	12.0	14.2	15.8	17.0	15.7
18	6.7	6.9	9.0	11.8	14.0	16.4	18.0	17.9
19	11.6	11.9	12.9	16.0	16.8	19.2	20.2	21.2
20	11.5	11.8	12.9	14.5	17.0	18.1	19.1	20.0
21	13.6	13.6	14.6	15.0	15.3	15.6	16.8	17.5
22	11.3	12.2	12.9	14.1	16.1	18.1	19.9	20.3
23	14.1	14.3	14.9	15.8	17.5	18.1	18.1	18.1
24	14.3	14.4	14.8	15.5	16.9	18.2	19.5	20.0
25	13.4	13.5	14.7	17.0	19.2	20.6	21.5	22.3
26	11.5	12.1	14.2	18.0	20.0	21.8	22.8	23.0
27	11.0	11.4	13.0	17.0	19.2	20.5	22.4	23.0
28	10.2	10.7	13.1	16.8	19.7	20.7	21.8	22.2
29	8.6	8.7	10.7	16.9	18.9	20.6	21.3	21.7
30	14.0	9.2	11.4	16.3	18.2	19.0	19.3	19.6
31	9.7	10.1	10.6	14.4	17.8	18.0	18.4	19.2
平均 Mean	14.1	14.1	15.2	17.3	19.1	20.7	21.6	22.0

十月逐日氣溫 (°C)

the Month of October, 1937. (°C)

14	15	16	17	18	19	20	21	平均 Mean
25.6	25.2	24.5	23.4	22.2	20.8	19.8	19.2	21.8
24.4	24.9	24.1	22.8	21.7	20.6	19.9	19.3	21.3
23.8	23.6	24.0	23.2	21.7	20.8	19.8	18.8	21.5
25.1	25.2	24.9	23.6	22.7	21.8	20.8	20.2	22.0
26.1	25.8	25.0	23.3	22.6	20.9	20.4	20.0	22.3
23.3	23.3	21.8	20.7	20.6	19.9	19.6	19.1	20.6
23.6	24.1	24.0	22.9	21.6	20.7	19.8	19.2	21.1
23.9	24.6	24.4	23.6	22.2	21.3	20.2	19.5	21.7
26.2	26.3	25.7	24.6	23.1	22.0	20.8	19.8	22.7
25.4	24.4	25.4	22.1	21.4	21.1	21.0	20.8	22.4
26.1	24.5	23.8	22.0	21.7	20.0	19.3	18.6	22.0
21.3	19.5	19.4	19.3	18.4	18.0	17.7	17.6	19.1
22.8	23.0	21.8	20.1	19.5	18.9	17.4	17.2	19.8
23.4	23.2	22.6	21.6	20.6	19.1	18.5	17.9	20.5
23.5	23.7	21.6	20.3	18.8	16.4	15.4	14.8	19.4
11.0	11.3	11.4	11.2	11.0	10.2	10.2	10.1	10.6
17.3	16.9	16.6	16.3	14.9	14.3	13.3	11.9	14.0
18.1	17.7	17.3	17.0	15.9	14.8	13.3	12.4	14.2
20.8	19.7	19.1	18.7	17.3	16.0	15.2	14.5	16.9
19.9	19.7	19.0	18.6	17.7	17.2	16.8	16.4	16.9
16.7	17.0	16.8	15.7	14.6	13.8	13.1	13.1	15.2
19.9	19.3	19.1	18.6	17.9	17.1	16.6	16.2	16.9
18.9	19.1	19.1	18.4	17.4	16.2	15.7	15.5	17.0
20.1	20.4	20.3	19.3	18.2	17.2	16.8	16.7	17.7
22.1	22.0	20.9	19.6	18.3	17.3	16.4	15.7	18.4
22.6	21.3	21.0	19.5	18.3	17.0	16.5	15.8	18.5
22.7	22.2	21.3	20.1	18.1	16.8	16.1	15.3	18.1
22.3	21.9	21.4	20.1	18.0	16.7	15.9	15.2	17.9
21.0	20.7	20.0	19.7	18.6	16.9	15.2	14.9	17.2
19.3	18.8	18.4	17.7	16.2	15.2	14.4	13.5	16.3
18.8	18.8	18.4	1.77	17.0	16.3	15.7	15.4	16.0
21.8	21.6	21.0	20.1	19.0	17.9	17.1	16.6	18.7

— 8 —

中華民國二十六年十

Absolute Humidity of every day.

日 D.	6	7	8	9	10	11	12	13
1	11.45	11.63	12.85	13.87	13.35	14.65	14.14	14.15
2	10.61	11.06	12.20	13.03	13.54	13.03	13.67	13.67
3	12.48	12.20	12.62	13.87	13.83	13.91	13.67	14.14
4	11.06	12.22	13.43	14.59	15.18	14.65	14.14	13.60
5	12.20	12.20	13.60	14.07	14.07	14.65	14.77	13.64
6	12.48	12.85	11.96	13.15	13.03	14.71	13.31	14.14
7	12.48	12.20	12.62	13.13	14.59	14.07	13.54	14.65
8	11.70	12.85	13.43	13.60	14.35	14.65	14.14	14.14
9	13.17	12.62	13.13	13.60	14.07	13.91	14.23	14.64
10	12.85	12.62	13.60	13.87	14.43	14.42	15.36	14.52
11	12.62	12.62	13.60	13.60	14.43	14.42	14.52	13.31
12	11.35	11.35	12.22	13.60	13.87	14.95	13.83	14.07
13	11.69	11.69	12.22	13.60	13.87	14.43	13.54	13.11
14	11.45	12.22	11.70	12.91	13.31	13.31	13.67	13.03
15	11.45	11.93	11.70	12.62	13.60	13.63	13.54	13.54
16	6.92	5.50	5.50	5.59	4.18	5.78	5.78	5.73
17	6.92	6.30	6.31	6.35	6.98	7.70	7.19	6.95
18	5.94	5.54	6.54	6.80	6.06	7.75	8.36	8.26
19	7.11	8.02	7.74	8.71	9.02	9.78	9.89	10.09
20	7.39	7.73	7.74	7.62	7.75	8.96	9.50	9.89
21	8.52	8.52	9.21	9.90	8.71	8.71	9.48	8.26
22	8.26	8.67	9.04	9.76	10.01	10.30	10.65	9.89
23	9.24	9.24	9.82	10.91	10.30	10.02	10.65	10.65
24	10.53	10.53	10.61	11.35	11.45	11.96	11.39	11.31
25	9.08	9.76	10.29	11.17	11.17	11.52	11.29	10.34
26	8.26	8.67	9.82	11.41	10.65	10.63	9.55	9.03
27	8.02	8.26	9.08	10.54	8.44	8.68	9.55	9.03
28	7.68	8.02	8.80	10.54	10.12	9.89	9.84	9.31
29	6.54	6.54	7.68	9.02	9.26	10.09	9.81	9.55
30	6.83	7.09	8.26	10.33	10.02	9.78	9.50	9.26
31	7.09	7.16	7.68	9.52	10.30	10.62	9.78	9.50
平均 Mean	9.71	9.94	10.49	11.32	11.42	11.77	11.71	11.49

月 逐 日 絶 對 濕 度 (mm)

to the Month of October, 1937. (mm)

14	15	16	17	18	19	20	21	平 均 Mean
13.60	13.04	13.38	12.78	13.54	12.79	12.62	12.09	13.19
12.49	14.14	13.67	13.91	13.83	12.79	12.34	12.91	12.93
14.14	13.98	13.03	13.31	13.83	13.63	13.37	12.91	13.39
13.60	12.83	14.14	13.03	13.31	12.50	13.35	13.87	13.17
13.60	12.83	14.77	13.03	12.50	12.50	12.79	11.81	13.33
14.65	13.91	13.54	12.79	13.63	13.87	13.60	13.60	13.45
13.91	14.14	12.78	13.03	13.35	12.79	13.03	12.91	13.33
14.42	14.14	14.14	14.65	13.54	14.07	14.35	13.60	13.66
13.99	14.31	13.31	14.14	13.67	13.54	13.63	13.03	13.62
13.60	14.14	14.65	13.54	13.11	14.07	13.63	14.35	13.93
12.56	11.47	13.67	13.54	12.79	11.81	12.09	11.67	13.05
13.35	13.60	12.91	13.60	12.62	12.62	12.62	12.20	13.05
13.54	13.54	16.22	14.35	13.03	12.33	12.20	11.70	13.19
13.31	13.31	11.99	12.50	13.03	12.09	12.33	11.95	12.63
13.03	13.03	13.11	13.03	10.93	9.30	9.00	8.28	11.98
5.78	6.00	6.00	6.28	6.57	6.31	6.31	6.59	5.86
6.42	6.95	7.52	7.75	7.34	6.69	6.71	6.35	6.85
8.63	8.26	8.49	8.19	9.02	8.56	8.80	7.74	7.70
10.09	10.65	9.78	9.78	10.30	8.78	8.71	7.99	9.15
9.26	9.89	9.50	9.78	9.57	8.96	9.20	9.48	8.69
9.48	9.20	9.46	8.71	8.56	8.52	8.05	8.05	8.78
10.65	10.89	10.65	11.17	11.41	10.30	10.54	10.83	10.19
11.17	10.89	10.89	11.17	11.70	10.83	10.61	10.01	10.45
11.39	11.15	11.15	11.39	11.17	10.30	10.54	10.54	11.08
10.34	10.63	10.09	10.65	10.41	10.30	10.09	9.72	10.43
9.31	9.84	9.61	9.25	9.05	8.96	8.78	8.71	9.47
8.28	8.55	9.07	8.97	9.05	8.96	8.78	8.71	8.87
9.31	8.44	8.44	8.68	8.44	8.78	8.43	7.47	8.89
8.66	8.23	8.52	8.77	9.05	8.49	8.04	8.04	8.52
8.77	9.05	9.05	9.57	8.73	8.71	8.56	8.52	8.88
9.78	9.78	9.05	9.37	9.20	9.48	9.72	2.00	9.16
11.33	11.29	11.37	11.32	11.17	10.76	10.73	10.47	11.02

中華民國二十六年十月

Relative Humidity of every day.

日 期	1	2	3	4	5	6	7	8	9	10	11	12
1	80.7	81.0	82.0	82.2	82.6	83.0	85.0	83.8	74.6	70.3	62.2	58.0
2	78.0	79.0	81.0	81.0	82.4	83.0	85.0	82.2	71.6	64.8	62.2	61.6
3	79.8	80.1	80.5	81.0	82.0	82.5	83.2	82.6	80.0	70.0	64.0	60.3
4	81.6	84.0	84.0	85.0	85.0	85.6	92.0	90.0	83.0	70.5	64.0	62.8
5	83.0	84.9	83.1	85.5	85.2	86.0	88.0	85.0	75.5	76.6	61.5	57.6
6	85.0	84.9	84.0	84.0	84.0	83.0	85.8	85.5	84.5	79.5	72.5	72.0
7	84.3	85.9	84.8	84.5	84.8	85.0	85.0	85.5	84.0	79.0	72.0	70.3
8	82.5	82.5	83.0	84.0	84.8	86.0	87.0	86.9	85.0	83.0	63.2	65.0
9	84.0	83.0	82.5	85.0	84.5	85.0	85.5	86.0	82.0	70.0	64.5	62.5
10	82.5	82.7	84.0	84.7	86.5	87.4	87.3	86.0	80.0	71.5	67.5	60.0
11	83.0	83.2	84.0	84.0	83.8	85.0	86.0	86.3	84.2	72.7	64.0	56.5
12	82.3	85.0	86.9	92.4	92.5	92.6	92.5	91.9	85.0	79.0	72.7	68.0
13	86.0	87.4	87.2	87.5	87.5	88.0	89.0	88.8	81.9	76.0	70.0	69.5
14	87.0	87.4	87.4	87.4	87.4	87.3	87.5	87.0	80.0	75.6	64.8	60.0
15	82.5	84.2	84.0	84.0	83.5	83.8	85.0	86.0	86.0	81.2	70.8	57.5
16	72.7	72.6	72.6	72.8	73.0	72.7	73.0	75.0	74.0	72.5	72.5	73.5
17	73.0	74.0	76.5	78.5	80.5	81.8	81.8	77.8	65.0	56.9	55.0	52.5
18	74.0	71.2	71.3	76.3	79.5	79.5	80.0	78.0	66.0	59.5	53.0	52.5
19	77.5	77.5	77.5	76.8	76.0	76.2	78.8	77.3	70.0	65.0	57.5	55.0
20	75.0	73.9	74.8	74.2	72.5	72.6	75.0	74.5	68.0	57.5	56.0	55.0
21	73.0	73.2	75.0	75.8	77.0	77.5	78.8	28.8	75.0	74.9	72.5	72.4
22	81.0	82.0	82.6	84.0	84.0	84.2	84.0	85.0	82.5	75.0	70.6	64.0
23	77.6	77.6	78.5	79.0	81.8	81.8	82.7	82.5	81.0	77.3	74.6	72.7
24	82.4	82.5	82.5	86.0	87.5	89.5	89.5	89.5	88.8	86.0	80.0	74.0
25	82.5	84.0	84.2	85.0	85.0	89.5	87.6	88.6	82.5	71.8	64.0	60.5
26	81.5	82.5	84.0	85.7	86.0	87.4	87.5	87.6	77.5	66.4	55.0	47.9
27	75.0	76.0	78.2	80.0	81.0	82.5	83.0	87.2	75.0	56.2	49.0	43.2
28	73.0	73.0	77.4	78.8	79.0	82.0	82.5	85.6	79.0	64.0	53.0	49.0
29	72.5	75.0	76.0	77.5	77.8	81.0	81.0	82.5	79.0	62.7	54.0	51.0
30	78.0	80.0	80.5	82.5	82.5	85.0	85.8	86.0	77.0	68.0	64.0	56.0
31	80.0	82.0	82.4	82.5	82.7	85.0	85.8	86.0	82.6	70.6	67.6	62.0
平均 Mean	79.7	80.7	81.5	82.3	82.7	83.7	84.6	84.4	78.4	71.0	64.3	60.9

月 逐 日 相 對 濕 度 (%)

in the Month of October, 1937. (%)

13	14	15	16	17	18	19	20	21	22	23	24	25	Month Mean
56.0	54.0	52.6	52.6	54.0	59.7	53.6	68.9	70.5	72.5	73.3	77.5	69.8	
62.0	59.0	57.5	57.0	59.0	65.6	68.0	70.0	74.0	73.0	77.2	78.0	71.5	
59.0	60.2	60.0	57.0	60.0	65.0	70.0	73.0	77.3	77.5	79.8	80.5	72.7	
60.0	56.5	56.5	57.4	57.5	60.5	70.3	72.5	78.0	78.0	80.0	81.0	74.0	
72.0	48.2	51.3	54.2	65.0	71.0	75.0	77.5	80.0	81.0	86.0	85.5	74.3	
64.0	70.0	70.0	72.5	74.8	75.0	79.0	83.0	82.0	82.0	83.0	81.2	79.3	
67.0	65.0	60.0	59.5	64.0	69.0	70.0	75.0	77.4	78.0	80.0	81.0	76.2	
65.0	62.0	69.0	59.7	61.0	66.0	71.0	78.5	80.2	81.0	81.5	82.5	79.9	
52.5	53.8	52.0	54.0	55.0	62.5	67.0	72.0	73.2	77.5	78.0	80.1	72.3	
58.0	57.5	59.8	64.0	64.2	72.0	75.0	77.0	77.5	80.0	81.0	82.4	75.4	
32.5	52.4	51.0	60.0	65.0	71.0	72.0	77.0	77.2	80.8	83.0	82.0	74.0	
68.8	71.6	62.5	77.5	79.0	82.5	84.0	83.0	84.8	85.5	86.2	86.0	83.2	
68.0	64.4	64.4	63.0	78.0	83.0	84.0	86.0	87.0	87.0	87.6	86.8	80.8	
57.5	58.6	60.0	61.9	64.0	70.0	72.5	77.0	79.0	79.5	79.5	81.0	75.8	
65.0	62.0	59.2	72.5	75.0	73.0	74.0	74.6	74.5	75.1	74.5	74.0	76.4	
70.0	60.9	69.7	69.8	70.0	70.5	71.0	72.2	72.5	72.6	72.7	72.7	72.1	
49.0	49.0	50.0	52.4	52.5	53.0	58.0	63.5	64.0	65.0	68.0	71.0	64.4	
50.0	51.0	52.4	53.0	54.0	60.0	66.0	70.6	73.4	76.0	76.0	77.0	67.3	
52.5	53.5	53.0	55.5	57.5	61.0	64.0	59.5	72.5	75.8	74.5	76.0	68.0	
52.5	52.2	53.0	51.0	57.4	57.4	60.0	62.7	65.9	70.0	73.0	73.0	63.0	
69.5	70.5	70.5	70.5	72.5	76.9	77.0	79.5	80.0	80.5	81.5	80.6	75.4	
76.0	57.2	59.0	64.0	66.0	67.7	72.5	74.5	76.0	76.0	77.0	77.6	74.2	
54.0	73.0	72.3	70.5	71.0	75.0	80.0	80.5	82.5	82.4	83.5	82.5	78.1	
79.0	67.6	65.0	64.0	67.5	71.0	75.0	77.0	80.5	80.6	81.6	81.5	79.1	
55.0	52.5	52.0	54.0	59.0	62.5	69.0	70.5	72.3	73.2	77.0	79.0	72.6	
43.0	44.5	46.0	47.5	53.5	58.0	60.0	63.0	65.0	67.6	70.0	72.0	67.3	
41.0	38.2	39.0	42.2	42.5	50.0	57.5	59.3	61.0	66.2	70.0	72.2	62.9	
46.0	41.8	40.0	42.4	45.0	50.0	56.0	59.8	62.0	66.0	67.1	70.5	63.6	
49.5	48.0	46.0	47.1	49.0	56.6	56.6	59.0	64.0	68.0	72.7	75.0	64.7	
54.0	54.0	54.0	55.0	57.5	62.0	66.0	69.0	70.0	73.0	75.0	78.0	70.5	
59.9	58.5	59.0	60.0	63.0	67.0	69.2	70.0	71.4	72.2	74.0	75.0	72.8	
58.0	57.3	57.4	58.9	61.8	65.9	69.8	72.3	74.6	76.0	77.5	78.6	72.6	

中華民國二十六年

Form and Direction of Clouds of Energy

時 日	6		7		8		9		10		11	
	狀	向	狀	向	狀	向	狀	向	狀	向	狀	向
	For	Dir.	For	Dir.	For	Dir.	For	Dir.	For	Dir.	For	Dir.
1	S	SW	S	SW	SK	SW	SK	SW	SK	SW	SK	SW
2	S	SW	S	SSW	SK	SSW	SK	SSW	SK	SSW	SK	SW
3	SK	SW	SK	SW	SK	SW	SK	SSW	SK	SSW	SK	W
4	S	SW	S	W	AK	W	AK	W	SK	W	SK	W
5	S	WSW	S	WSW	S	SW	S	SW	S	SW	SK	SW
6	AS	SW	AS	S	AS	SSW	AK	SSW	AK	SSW	AK	SSW
7	N	SW	AS	SW	AS	SW	AK	WSW	AK	WSW	AS	WSW
8	AS	WSW	AK	SW	AS	SW	AK	SW	AK	SW	AK	SW
9	S	SW	SK	SW	SK	SW	SK	SW	SK	SSW	SK	SSW
10	S	SW	SK	SW	SK	WSW	SK	SW	SK	SW	SK	SW
11	S	SW	S	SW	S	SW	S	SW	SK	SW	K	SW
12	N	SSW	S	SSW	AS	S	AS	S	AS	SSW	AK	SSW
13	S	SW	S	SW	S	SW	S	SW	SK	SW	SK	WSW
14	N	SW	S	SW	SK	SW	SK	SW	SK	SW	SK	SSW
15	AS	SW	AS	SW	AS	SW	S	SW	SK	SW	SK	SW
16	AS	NE	N	E	N	E	N	E	N	E	N	E
17	N	E	N	W	AS	W	AS	W	AK	WSW	AK	WSW
18	S	S	S	S	S	S	S	S	W	W	SK	W
19	AK	NW	AK	NW	AK	NW	AK	NW	AK	NW	AK	NW
20	AK	NW	AK	NW	AK	NW	AK	NW	AK	NW	AK	NW
21	AK	NW	AK	NW	AK	SE	AS	SE	AS	ESE	AS	ESE
22	AS	SSE	AK	SSE	AK	SE	AK	NNE	AK	NW	AK	NW
23	AS	SW	AK	SW	AS	SW	AS	SW	AS	SW	AS	SW
24	N	WSW	N	WSW	N	WSW	N	WSW	N	WSW	N	WSW
25	S	WSW	SK	WSW	SK	WSW	SK	WSW	SK	WSW	SK	WSW
26	S	WSW	S	WSW	S	WSW	SK	WSW	SK	WSW	SK	WSW
27	S	WSW	S	WSW	N	W	SK	WSW	SK	WSW	K	WSW
28	C	WSW	SK	WSW	SK	WSW	C	WSW	C	WSW	C	WSW
29	C	W	C	W	CS	W	S	W	SK	W	C	W
30	C	W	C	W	C	W	C	SW	C	SW	C	SW
31	AK	SW	AK	SW	AK	SW	AK	SW	AS	SW	AS	SW

十月逐日雲狀及雲向

day, in the Month of October, 1937.

12		13		14		15		16		17		18		日期 Date
狀 For.	向 Dir.	狀 For.	向 Dir.	狀 For.	向 Dir.	狀 For.	向 Dir.	狀 For.	向 Dir.	狀 For.	向 Dir.	狀 For.	向 Dir.	
SK	SW	SK	SW	SK	SW	SK	SW	SK	SW	SK	SW	FK	SW	1
SK	SSW	SK	SSW	SK	SSW	SK	SSW	SK	SW	SK	SW	FK	SW	2
KN	W	CS	SW	AS	W	AS	W	KN	W	CS	W	CS	W	3
K	W	K	W	K	W	K	W	K	W	K	W	K	W	4
SK	SW	SK	SW	SK	SW	KN	SW	SK	SW	KN	SW	KN	SW	5
AK	SW	KN	SW	N	SW	AK	SW	N	SW	AK	SW	CK	SW	6
AK	WSW	AK	WSW	AK	WSW	K	W	K	W	K	W	K	W	7
AK	SW	AK	SW	AK	SW	CK	W	K	W	K	W	K	W	8
SK	SSW	SK	SSW	SK	SSW	SK	SSW	SK	SW	SK	SW	SK	SW	9
SK	SW	SK	SW	SK	SSW	KN	SSW	KN	SSW	KN	SSW	SK	SW	10
K	SW	K	SW	K	SSW	KN	SSW	KN	SSW	KN	SSW	KN	SSW	11
AK	SSW	AS	SSW	N	SSW	N	SSW	AK	SSW	AK	SSW	AK	SSW	12
AK	WSW	SK	WSW	SK	WSW	SK	WSW	SK	SW	N	SW	SK	SW	13
SK	SW	SK	SW	SK	SW	SK	SW	SK	SW	SK	SW	SK	SW	14
SK	SW	SK	SW	K	SSW	SK	SSW	SK	SSW	SK	SSW	SK	SSW	15
N	E	N	E	N	E	N	E	N	E	N	E	N	E	16
AK	WSW	AK	WSW	AK	WSW	AK	WSW	AK	WSW	AK	WSW	AK	WSW	17
SK	N	SK	N	SK	NW	SK	NW	SK	NW	SK	NW	SK	NW	18
SK	N	SK	NW	SK	NW	SK	NW	SK	NW	SK	NW	SK	NW	19
AK	NW	AK	NW	AK	NW	AK	NW	AK	NW	AK	NW	AK	NW	20
AS	ESE	AS	SE	AS	SE	AS	SE	AS	SE	AS	SE	CS	SE	21
AK	NNW	AK	NNW	AK	NNW	AK	NNW	AK	NNW	AK	NNW	AK	NNW	22
N	WSW	N	WSW	N	WSW	AK	WSW	AK	WSW	AK	WSW	AK	WSW	23
KN	WSW	KN	WSW	KN	W	SK	W	SK	W	N	W	AK	W	24
SK	WSW	SK	WSW	SK	WSW	SK	WSW	K	WSW	K	WSW	K	WSW	25
K	WSW	K	W	K	W	K	W	K	WNW	K	WNW	FK	WNW	26
K	W	FK	W	W	C	W	C	W	C	W	C	W	C	27
C	WSW	C	WSW	C	WSW	C	WSW	CS	WSW	CS	WSW	CK	C	28
C	W	C	W	C	W	C	W	C	W	C	W	C	W	29
C	SW	C	SW	C	SW	C	SW	C	SW	C	SW	C	SW	30
AK	SW	AS	SW	AK	SW	AK	SW	AS	SW	AS	SW	AS	SW	31

中華民國二十六年十月逐日雲量

Cloud Amount of every day, in the Month of October, 1937.

H D	6	7	8	9	10	11	12	13	14	15	16	17	18	19	20	21	平均 Mean
1	9.0	10.0	10.0	8.0	6.0	4.0	4.0	5.0	4.0	3.5	3.6	3.0	1.0	0.5	0.5	0.6	4.5
2	0.6	2.0	2.0	3.6	4.5	0.0	8.0	8.0	9.0	8.0	4.0	2.6	1.6	1.0	1.0	2.0	4.1
3	9.9	9.0	10.0	8.0	7.4	6.6	8.0	9.2	8.0	8.5	6.0	1.5	1.3	1.0	1.0	0.5	5.9
4	1.0	4.0	8.7	8.5	6.8	7.5	7.0	6.5	3.0	3.0	3.1	4.0	4.5	7.6	4.0	4.5	5.2
5	8.0	8.0	6.0	8.5	8.3	6.8	6.0	6.0	7.0	4.0	4.5	5.0	9.5	9.6	8.5	8.1	6.9
6	9.0	9.5	10.0	9.7	9.6	8.8	7.0	4.6	9.5	8.6	9.6	8.5	2.0	2.1	1.0	0.6	6.8
7	3.5	9.5	9.8	9.5	8.6	9.9	6.0	8.8	8.8	4.5	4.6	1.0	1.6	0.6	0.0	0.1	5.8
8	9.0	9.7	9.3	9.6	8.6	9.6	8.5	8.3	8.6	4.0	3.0	1.8	2.5	0.0	0.0	0.6	5.7
9	9.9	9.6	9.5	8.6	8.6	5.0	6.5	6.0	4.0	5.0	3.3	1.5	1.0	1.6	0.0	0.6	4.8
10	9.4	9.6	9.4	7.5	7.2	6.8	6.5	5.0	5.0	7.0	7.5	3.0	3.0	5.6	6.0	6.0	6.6
11	9.8	9.4	9.6	8.4	7.5	6.1	5.5	3.0	3.6	4.6	7.5	9.0	9.6	9.5	8.0	10.0	7.5
12	10.6	8.8	5.0	7.0	9.0	9.6	8.5	9.0	10.0	10.0	7.6	4.5	3.6	8.6	3.5	9.4	7.9
13	7.5	7.5	8.5	6.7	7.6	6.8	9.5	7.5	7.0	8.0	9.0	9.0	7.6	2.6	1.0	1.5	6.6
14	10.6	9.5	9.5	8.8	8.6	7.6	4.5	5.6	8.4	7.5	7.0	7.5	7.6	6.6	5.5	4.6	7.2
15	10.6	10.0	10.0	8.0	7.6	8.5	8.5	7.5	5.0	4.0	4.0	5.0	9.0	9.8	10.0	10.0	7.8
16	10.6	10.0	10.0	10.0	10.6	10.6	10.0	10.6	10.0	10.0	10.0	10.0	10.0	10.0	10.0	10.0	10.0
17	10.0	10.0	10.0	8.6	9.6	9.6	3.5	3.6	3.4	3.6	4.0	6.5	7.6	8.5	7.4	7.6	6.9
18	0.4	0.4	0.5	7.0	2.5	9.1	0.4	1.0	0.6	0.4	0.2	9.1	0.1	0.6	0.6	1.3	0.9
19	9.8	9.5	7.5	8.6	7.3	7.6	6.5	3.5	4.8	7.6	6.5	4.5	1.5	0.5	0.2	0.2	5.3
20	5.0	9.6	9.7	9.7	9.5	9.6	9.5	9.5	9.0	9.5	9.6	7.8	9.8	10.0	10.0	10.0	9.6
21	9.5	9.8	9.8	10.0	10.6	11.0	10.0	10.6	10.0	9.9	9.9	8.2	7.5	4.1	7.5	9.0	9.1
22	10.0	9.9	9.6	9.9	9.5	9.7	8.5	7.0	5.0	9.5	7.0	8.0	9.0	9.5	9.5	9.8	8.7
23	10.0	10.0	10.0	9.9	9.9	9.9	10.0	10.0	9.9	9.8	7.6	7.0	6.0	3.3	3.8	5.5	8.3
24	10.0	10.0	10.0	10.0	9.6	9.6	9.6	8.0	7.5	7.6	6.8	9.0	8.5	8.6	7.6	7.0	8.6
25	9.7	9.5	8.5	8.5	7.6	8.0	7.0	7.0	6.0	6.5	4.0	3.5	2.6	1.0	0.0	0.0	5.5
26	8.6	7.0	4.5	2.5	3.0	3.5	3.0	3.0	3.5	4.0	4.0	4.0	1.0	1.0	1.0	0.0	3.3
27	1.0	0.8	0.5	1.5	1.5	1.0	0.5	0.5	1.0	0.6	1.0	1.3	1.0	0.5	0.0	0.0	0.8
28	4.5	8.5	9.0	8.5	8.5	8.6	8.5	8.0	6.7	3.5	2.6	1.5	0.8	0.5	0.0	0.0	4.9
29	1.5	1.0	0.8	1.0	1.5	2.5	3.0	3.5	6.0	7.5	4.0	3.5	3.0	2.5	1.4	1.6	2.7
30	1.5	2.0	2.0	4.8	8.0	8.5	9.0	9.0	8.8	8.5	8.0	6.0	4.0	2.0	4.0	5.0	5.7
31	8.0	8.0	7.8	9.0	9.5	9.6	9.5	9.5	9.5	9.5	9.6	9.7	9.7	9.9	9.8	8.5	9.2
平均 Mean	7.5	7.7	7.7	7.6	7.3	7.2	6.9	6.5	6.5	6.2	5.8	5.2	4.6	4.3	4.1	4.2	6.2

中華民國二十六年十月逐日能見度

Visibility of every day, in the Month of October, 1937.

日 H. D.	時 H.																		平均 Mean
	6	7	8	9	10	11	12	13	14	15	16	17	18						
1	6	7	7	8	8	9	9	9	9	9	9	8	7	8.1					
2	5	7	4	7	8	8	9	9	9	9	8	8	8	7.2					
3	7	7	5	7	8	8	9	9	9	8	8	8	8	7.5					
4	2	2	2	3	3	8	8	8	8	8	8	8	8	6.2					
5	6	7	3	3	7	8	8	8	8	7	7	7	7	6.6					
6	5	4	4	4	8	7	8	8	7	6	4	4	4	5.6					
7	6	7	4	4	8	8	8	8	8	8	8	8	8	7.4					
8	4	4	4	7	7	8	8	8	8	8	8	8	8	6.9					
9	5	3	4	6	7	8	8	9	9	9	9	8	8	7.2					
10	4	3	3	7	7	8	8	8	8	8	4	6	6	6.2					
11	3	2	3	7	7	8	8	8	8	8	8	7	7	6.5					
12	2	2	3	3	3	6	6	6	5	5	4	4	3	4.3					
13	3	2	2	3	4	6	6	6	7	8	7	4	4	4.8					
14	4	3	3	5	5	7	7	8	8	8	8	7	7	6.4					
15	4	3	4	3	3	8	8	8	8	8	8	8	5	6.0					
16	6	5	4	4	5	5	7	7	7	7	7	5	5	5.7					
17	5	4	3	7	6	6	7	8	8	8	8	7	7	6.5					
18	6	4	3	3	6	6	6	8	8	8	8	6	4	5.4					
19	3	3	3	3	4	4	7	7	7	7	7	6	5	5.1					
20	5	2	2	2	5	6	7	7	7	7	7	6	7	5.4					
21	4	3	4	4	5	5	5	5	5	5	4	4	4	4.4					
22	3	2	2	2	2	3	4	4	4	5	5	3	3	3.2					
23	4	2	2	2	4	4	5	5	5	5	4	4	4	3.8					
24	3	3	3	4	4	5	6	6	7	7	7	6	6	5.2					
25	2	2	3	2	7	7	7	8	8	8	8	7	7	5.8					
26	2	2	3	3	7	8	8	8	8	8	8	7	8	6.2					
27	2	2	2	2	4	4	7	9	9	9	8	8	5	6.5					
28	2	2	2	2	2	4	7	8	8	8	8	8	8	5.4					
29	7	2	2	2	3	4	8	8	8	8	8	5	7	5.7					
30	6	2	2	2	2	4	8	8	8	8	8	8	6	6.0					
31	4	2	2	2	6	7	7	8	8	8	7	6	7	5.8					
平均 Mean	4.2	3.2	3.1	4.1	5.0	6.7	7.5	7.5	7.5	7.1	7.1	6.4	6.1	5.9					

月逐日風向及風速

every day, in the Month of October, 1937.

14		15		16		17		18		19		20		21		平均 Mean
向 Dir.	速 Vel.	向 Dir.	速 Vel.	向 Dir.	速 Vel.	向 Dir.	速 Vel.	向 Dir.	速 Vel.	向 Dir.	速 Vel.	向 Dir.	速 Vel.	向 Dir.	速 Vel.	
SW	11.0	SSW	7.5	SSW	6.3	SW	4.9	SW	4.2	SW	2.9	SW	2.3	SW	1.0	5.7
SW	11.3	WSW	9.5	WSW	2.5	SW	1.7	SSW	2.2	SSW	1.2	SW	6.6	SSW	1.7	5.0
NW	8.4	SSW	6.5	SSW	3.1	SW	1.5	WSW	0.8	WSW	0.4	SW	2.8	SSW	0.5	4.7
SSW	3.2	SSW	9.0	SSW	4.9	SSW	4.7	S	1.6	SSW	3.8	S	1.0	SSE	0.4	2.6
S	9.8	SSW	3.2	SSW	6.9	SSW	9.5	SSE	3.4	S	4.0	ESE	1.8	ESE	0.6	3.6
SSW	7.4	S	2.8	S	0.9	SSW	2.4	SSW	9.9	SSE	0.4	SSW	0.3	SSW	1.4	2.9
SW	6.1	WSW	5.2	SSW	7.0	SIV	8.0	SW	3.9	SW	3.1	SW	0.5	SSW	0.4	4.3
WSW	6.1	SW	8.7	WSW	5.4	SSW	2.0	WSW	0.9	SSW	2.6	SE	3.2	SSW	4.3	4.6
W	2.0	WSW	5.6	WSW	6.9	SW	2.7	SW	1.2	SW	0.5	SSW	0.3	WSW	1.0	3.7
S	3.2	S	4.9	SSW	1.2	W	1.3	SW	0.4	SSW	0.3	SSW	3.5	SSW	9.9	2.4
SSE	7.6	S	5.9	W	2.1	NW	1.3	N	1.4	NE	4.7	NE	1.3	NE	0.7	2.6
WVW	3.7	W	1.7	S	0.4	SSE	0.4	SSE	0.3	WSW	0.4	NNE	0.3	C	0.9	9.9
SSW	7.1	SSW	4.4	S	4.9	SSW	2.5	SW	9.4	SW	0.3	SW	0.7	FSP	0.4	2.6
SSW	7.0	SSW	7.0	WSW	6.3	SSW	3.1	WSW	3.7	SIV	9.6	SW	1.8	SSW	0.5	3.3
SSE	4.8	SSW	4.1	S	13.1	S	9.9	NE	5.3	NE	11.4	RNE	9.9	NE	4.5	4.6
NNE	2.5	NNE	7.9	ENE	1.4	E	0.9	E	2.8	E	2.6	E	0.5	RSE	0.4	3.4
NNE	7.8	NNE	2.2	ESE	0.6	EVE	0.2	NNE	0.4	NNE	0.3	NE	0.3	E	0.7	1.8
W	0.4	WSW	4.4	SW	0.3	SSW	4.3	SW	0.5	E	1.3	NE	0.5	NE	0.4	1.4
SSW	5.0	SW	1.3	SW	1.2	SW	0.9	SSW	0.4	ESE	0.3	ESE	0.3	RNE	0.3	1.7
WSW	5.8	WSW	2.2	SW	0.5	S	0.4	ESE	0.5	E	0.5	ENE	0.4	C	0.0	1.2
NNE	1.8	NNE	4.9	NNE	1.6	NNE	1.6	NE	0.5	ESE	0.3	NNE	0.9	NNE	0.3	1.5
SSE	0.8	ESE	0.5	SSW	0.5	SSW	0.3	SW	0.5	SSW	0.4	N	7.3	C	0.0	0.8
SSW	7.2	SSW	2.0	SSW	2.5	SSW	0.4	SSW	0.3	SW	0.3	E	9.4	SSE	0.3	2.2
WSW	6.6	SW	3.3	WSW	7.5	SSW	0.8	WSW	1.5	SSW	0.3	SSW	7.3	SSW	1.0	2.8
SSW	6.9	SSW	6.3	SSW	6.4	SSW	1.9	SW	0.4	SSW	0.3	WSW	0.3	C	0.0	2.9
W	4.1	WSW	9.3	WSW	4.1	WSW	3.3	WSW	3.1	SSW	2.9	SSW	4.1	SSW	2.0	4.0
WSW	10.6	SW	7.0	WSW	7.5	WSW	1.8	SW	9.5	SW	4.6	WSW	1.0	WSW	2.4	4.0
SSW	6.4	W	3.6	WSW	6.6	SW	6.6	WSW	5.8	WSW	1.5	WSW	0.4	SW	3.4	3.9
SSE	1.8	SSE	2.9	SSE	2.7	SSE	2.8	SSW	0.7	WNW	0.5	W	0.3	SE	0.9	2.2
SW	6.1	SSW	6.9	WSW	5.3	WSW	2.0	WSW	1.2	WSW	1.9	WSW	0.5	SSW	0.3	3.7
WSW	3.7	WSW	4.8	SSW	4.0	SSW	2.7	SSW	4.2	SSW	0.5	WSW	9.3	SW	4.4	3.5
	6.6		5.0		4.2		2.8		1.7		1.8		1.5		1.1	3.1

中華民國二十六年

Rainfall Amount, in the

時 日 H D.	Rainfall Amount, in the							
	9--10	10-11	11-12	12-13	13-14	14-15	15-16	16-17
1								
2								
3								
4		T						
5								
6					0.1			
7								
8				T	T			
9								
10						T		
11								
12						1.0	0.1	
13								1.0
14								
15								
16		T	T					
17								
18								
19								
20								
21								
22								
23		T	T	T				
24								
25								
26								
27								
28								
29								
30								
31								
總計 Total		T	T	T	0.1	1.0	0.1	1.0

十月逐日雨量 (mm)

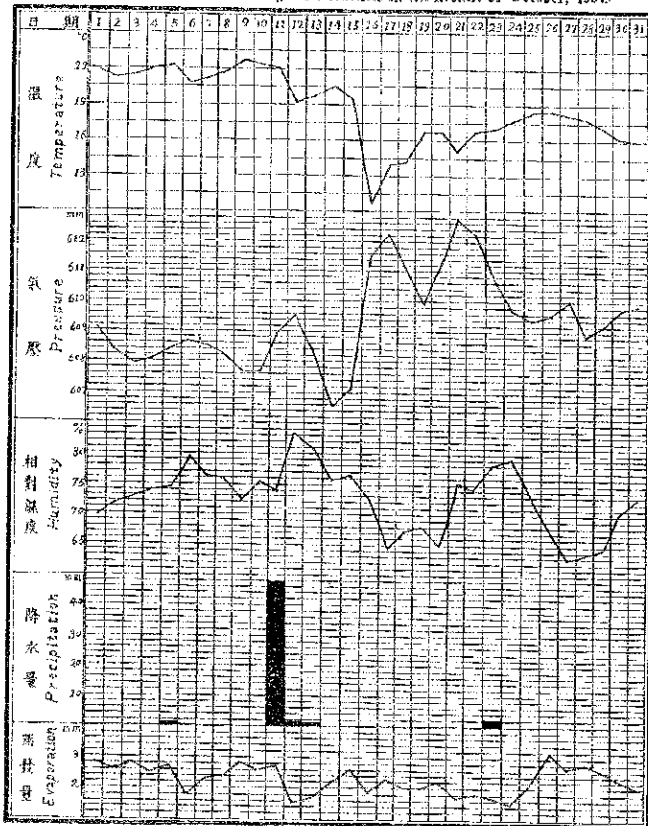
Month of October, 1937. (mm)

17-18	18-19	19-20	20-21	本日翌日 21-6	6-7	7-8	8-9	總計 Total	日 期
									1
									2
									3
				1.0		T		9	4
								1.9	5
								0.1	6
								T	7
								T	8
						T		T	9
								T	10
0.2	T			47.4	0.5			47.9	11
				0.3				1.4	12
				0.1				1.3	13
		T	T		T			T	14
						T		T	15
								T	16
									17
									18
									19
									20
									21
				2.1				2.1	22
									23
									24
									25
									26
									27
									28
									29
									30
									31
0.2	T	T	T	50.9	0.5	T	T	53.8	計總 T

中華民國二十六年十月

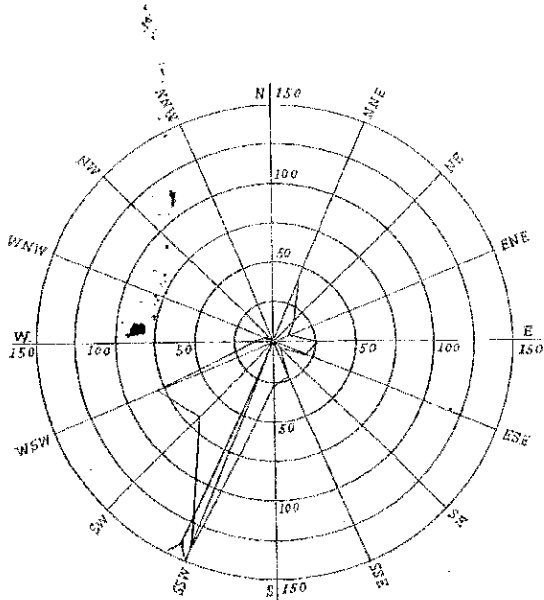
Daily Values of Meteorological Elements							
日期 Date	氣壓 pressure (600 ^{mm} ±)	溫度 Temperature (°C)				氣溫 Temp. (°C)	地溫 Temp. of the Depth of loocm (°C)
		平均 Mean	最高 Max.	最低 Min.	較差 Range		
1	9.09	21.8	25.9	15.6	10.3	14.8	19.6
2	8.21	21.3	25.2	14.7	10.5	14.0	19.6
3	7.92	21.5	25.2	16.6	8.6	16.0	19.6
4	8.05	22.0	26.0	15.6	10.8	15.2	19.6
5	8.43	22.3	26.2	17.4	8.8	16.1	19.6
6	8.64	20.6	24.5	16.9	7.6	16.2	19.5
7	8.48	21.1	24.4	16.6	7.8	15.9	19.4
8	8.19	21.7	24.6	16.8	8.0	15.7	19.5
9	7.61	22.7	27.3	16.2	10.4	16.2	19.5
10	7.64	22.4	27.0	16.7	10.3	16.2	19.6
11	8.94	22.0	26.8	17.9	8.9	17.4	19.6
12	9.59	19.1	24.0	14.9	9.1	14.2	19.7
13	8.27	19.8	23.9	15.5	8.4	14.8	19.7
14	6.57	20.5	25.2	15.3	9.9	15.2	19.7
15	7.17	19.4	23.7	14.7	9.0	14.4	19.6
16	11.51	10.6	15.5	8.4	7.1	8.0	19.5
17	12.24	14.0	18.3	7.1	11.2	7.1	19.9
18	11.18	14.2	19.3	6.0	13.3	7.0	19.1
19	9.92	16.9	21.8	10.4	11.4	10.3	19.0
20	11.02	16.9	20.4	19.8	9.6	10.6	18.9
21	12.79	15.2	18.7	12.8	5.9	12.5	18.8
22	12.27	16.9	21.1	11.1	10.0	10.8	18.7
23	10.69	17.0	19.5	13.8	5.7	13.4	18.6
24	3.75	17.7	20.7	14.0	6.7	13.2	18.5
25	9.40	18.4	22.4	12.6	9.8	12.3	18.4
26	9.59	18.5	23.0	11.2	11.8	11.0	18.3
27	10.02	18.1	23.4	10.4	13.0	9.8	18.2
28	8.82	17.9	22.6	10.0	12.8	9.5	18.1
29	9.22	17.2	22.1	8.4	14.0	7.4	18.0
30	9.76	16.3	20.1	8.7	11.4	8.7	17.9
31	98.7	16.0	19.7	9.3	10.4	9.2	17.8
總數或平均 T. or M.	9.38	18.7	22.9	13.1	9.8	12.7	19.0

中華民國二十六年十月份各項氣象要素逐日變遷圖
March of Different Meteorological Elements in the Month of October, 1937.



中華民國二十六年十月份風向圖

WIND ROSE FOR OCTOBER, 1937.



風向次數

Frequency

合成風向

Resultant Direction

方向 Dir.	N	NNE	NE	ENE	E	ESE	SE	SSE	S	SSW	SW	WSW	W	WNW	NW	NNW	V	C
次數 Frequency	2	43	18	10	26	22	5	24	28	140	69	80	15	5	2			7
百分數 %	0.4	8.7	3.6	2.0	5.3	4.4	1.2	4.9	5.7	28.3	13.7	16.1	3.0	1.0	0.4			1.4

立 省 南 雲
昆 明 測 候 所


氣 象 月 報

第 二 卷 第 十 一 期

龔 自 知 題



中 華 民 國 二 十 六 年 十 一 月 份



MONTHLY METEOROLOGICAL BULLETIN

OF

METEOROLOGICAL STATION OF YUNNAN PROVINCE,
KUNMING.

November, 1937.

VOL. 2, NO. 11.

目 次

Table of Contents

本月份天氣概況 A Summary of Weather Conditions, during the
Month of November, 1937.

本月份氣象摘要 Monthly Summary.

氣壓 Barometric Pressure.

溫度 Air Temperature.

絕對濕度 Absolute Humidity.

相對濕度 Relative Humidity.

雲狀與雲向 Cloud: Forms and Direction.

雲量 Cloud Amount.

能見度 Visibility.

風向與風速 Wind Direction and Velocity.

雨量 Amount of Rainfall.

逐日氣象平均要素 Daily Values of Meteorological Elements.

凡例 Explanatory Remarks.

各項氣象要素變遷圖 March of Different Meteorological Elements.

風向圖 Wind Rose.

民國二十六年十一月份昆明天氣概況

一、得

本月昆明天氣，中旬稍形充旱，而月杪雨尚豐沛，全月雨量總計 19.6m. 較諸歷年同月平均標準數 15.8m. 減少 26.2m. 但比去年則增多 5.3m. 亦實救濟矣！

月內，氣壓平均 608.08m. 比歷年同月平均高 0.33m. 比去年十一月份氣壓平均更高 1.48m. 惟極端最高最低則不及；氣溫平均 15.6°C. 比歷年同月平均高 3.3°C. 比去年十一月份氣溫平均亦高 1.2°C. 是北方高氣壓尚未徹底完全，而熱帶氣團尤未完全退縮也。

晴天比去年多五日，雨天多一日，有霜雪一日，有雷電閃電各二日，並有大風一日，有低霧比去年多八日，有霧亦比去年多八日，氣候較相變遷。

月初，一日午後，西北西風力極大，每秒達至 20.5m. 降雨 1.6m. 傍晚雷閃電，天氣惡劣；二日，夜復有雷聲閃電，得雨量 0.4m. 三日，四兩日，天曇；五日晴朗；六日夜雨，得量 1.9m. 七、八兩日，天陰，七日十時，氣壓極端最高達 612.36m. 九日，午雨得量 0.5m. 上述雨氣流之核綫也。

中旬：天氣晴曇，夜間常空淨無雲，十八、十九兩日，尤天明氣清，十九日，十三時，氣溫極端最高 24.3°C. 十五，十六時，氣壓極端最低 603.16m. 氣流殊單純也。

下旬：二十一日，晨有雨跡，二十二日，晴空熱暑射散，二十三日，初期見雷！二十四日，午前降雨 0.5m. 氣溫極端最低達 9.2°C. 寒潮已南下矣。

二十五，六日，天仍放晴，二十七日，午微有雨，二十八，九日，風向漸變，至三十日，降雨終日，共得 14.2m. 為本月一日最多雨量；又姚安本月八日八時，發生地震，房屋搖動；天氣充旱甚久，農婆均不能乘時播種，幸月杪得雨，農民莫不欣然喜矣。

— 3 —

中華民國二十六年十一月氣象綱要 Monthly Summary for November, 1937.

氣壓 Air Pressure

極端最高	Extreme maximum	612.36mm	在 7 日 10 時 on 7th 10h
極端最低	Extreme minimum	603.16mm	在 19 日 15—16 時 on 19th 15—16h
平均 Mean	本年 Present 往年 Past	608.08mm 607.73mm	

氣溫 Air Temperature

極端最高	Extreme maximum	24.7°C	在 19 日 13 時 on 19th 13h
極端最低	Extreme minimum	3.2°C	在 24 日 6 時 on 24th 6h
最高平均	Mean maximum	20.5°C	
最低平均	Mean minimum	8.9°C	
平均 Mean	本年 Present 往年 Past	15.6°C 12.3°C	

風 Wind

最大風速	Maximum velocity	20.5m./s	在 1 日 13 時 on 1st 13h
合成風向	Resultant direction	S43°23' W	

降水量 Precipitation

雨量	Rainfall	19.6mm	
一日最多雨量	Greatest in 24 hours	8.8mm	在 30 日 on 30th
標準雨量	Normal Rain	45.8mm	

雜記 Miscellaneous Information

晴天日數	Clear days	12
整天日數	Partly cloudy days	9
陰天日數	Cloudy days	2
雨天日數	Rainy days	7
有濕霧日數	Days with wet fog	1
有霧日數	Days with fog	5
有露日數	Days with mist	2
有低霧日數	Days with ground fog	2†
有霾日數	Days with haze	1
有霜日數	Days with hoar-frost	1
有露日數	Days with dew	2†
有大風日數	Days with gale	1
有雷暴日數	Days with thunder	2
有閃電日數	Days with lightning	2

中華民國二十六年

Barometric pressure of every day, in

時 H. 日 D.	1	2	3	4	5	6	7	8	9	10	11	12
1	9.8	9.5	9.3	9.2	9.2	9.26	9.66	9.54	10.06	9.96	9.56	8.66
2	8.4	8.3	8.2	8.3	8.5	9.16	9.86	9.96	10.46	10.46	9.86	9.86
3	8.9	8.9	8.9	8.8	8.8	9.96	9.36	9.64	10.26	10.18	9.66	9.26
4	9.1	9.0	8.9	8.9	9.0	9.16	9.66	10.14	10.56	10.36	9.76	9.56
5	9.1	8.9	8.8	8.8	8.8	8.86	9.46	9.56	10.06	9.96	9.46	8.76
6	8.7	8.6	8.5	8.2	8.2	8.46	8.96	9.26	9.46	9.06	8.96	8.76
7	9.7	9.8	9.9	10.0	10.3	10.66	11.36	12.06	12.26	12.36	12.06	11.36
8	10.8	10.6	10.4	10.2	10.2	10.66	10.86	10.96	11.16	10.96	10.26	9.56
9	7.4	7.2	7.1	7.9	6.9	7.96	7.96	8.16	8.06	8.16	7.86	6.86
10	6.0	6.0	5.9	5.8	5.9	6.06	7.26	7.76	8.06	7.86	7.26	6.56
11	7.7	7.5	7.5	7.5	7.6	8.96	8.86	9.56	9.96	9.86	9.76	8.76
12	10.0	10.0	10.0	10.0	10.1	10.66	11.36	11.56	12.16	11.86	11.46	10.36
13	10.2	10.0	9.9	9.9	10.0	10.36	10.96	11.26	11.36	11.16	10.36	9.56
14	9.6	9.4	9.3	9.3	9.3	9.36	9.76	9.36	9.96	9.76	9.26	8.46
15	8.3	8.3	8.3	8.4	8.4	8.36	8.76	9.46	9.66	9.76	9.36	8.96
16	8.9	8.8	8.6	8.6	8.6	8.96	9.36	9.76	9.96	9.86	9.16	8.76
17	8.1	8.0	7.8	7.7	7.6	7.76	7.96	8.06	8.26	8.26	7.96	7.26
18	6.4	6.0	6.0	6.0	6.1	6.16	6.46	6.86	7.16	6.86	6.36	5.66
19	5.2	5.0	4.8	4.6	4.7	4.76	5.26	5.56	5.76	5.76	5.16	4.46
20	5.0	5.0	5.0	5.0	5.1	5.66	6.16	5.56	7.06	7.16	6.66	6.26
21	6.8	6.6	6.5	6.5	6.5	6.56	6.96	7.46	7.76	7.56	7.06	6.46
22	6.2	6.1	5.9	5.8	5.8	5.76	5.96	6.26	6.46	6.26	5.76	5.16
23	5.4	5.3	5.2	5.2	5.7	6.46	6.96	7.36	7.76	7.76	7.16	6.56
24	9.0	8.6	8.6	8.6	8.7	8.96	9.66	10.26	10.56	10.56	10.16	9.36
25	9.0	9.0	9.0	9.0	9.0	9.06	9.36	9.96	10.46	10.26	9.66	8.76
26	8.9	8.6	8.4	8.3	8.4	8.66	8.86	9.26	9.56	9.26	8.76	7.66
27	8.1	8.0	8.0	8.1	8.2	8.36	8.66	8.96	9.16	9.16	8.46	7.76
28	8.7	8.5	8.2	8.1	8.2	8.86	9.46	9.66	10.06	9.76	9.26	8.46
29	9.1	9.0	9.0	8.9	8.9	9.16	9.56	9.96	10.46	10.36	9.86	9.06
30	9.8	9.7	9.5	9.5	9.5	10.26	10.46	11.06	11.86	11.96	11.66	10.56
平均 Mean	8.3	8.1	8.0	8.0	8.1	8.39	8.82	9.22	9.52	9.42	8.92	8.23

十一月逐日氣壓 (600mm+)

the Month of November, 1927. (600mm+)

13	14	15	16	17	18	19	20	21	22	23	24	平均 Mean
8.26	8.45	7.26	7.05	7.56	7.56	8.06	8.36	8.66	8.7	8.5	8.4	8.78
8.96	8.56	8.46	8.36	7.86	8.16	8.76	9.06	9.16	9.1	9.0	9.0	8.98
8.56	8.26	7.76	7.56	8.06	8.06	8.56	8.86	9.06	9.2	9.1	9.1	8.91
8.46	8.06	7.76	6.96	8.16	8.36	8.66	8.86	8.96	9.0	9.1	9.0	8.97
7.86	7.56	7.26	7.16	7.56	7.46	7.86	8.16	8.46	8.8	8.8	8.8	8.60
8.06	7.66	7.66	7.96	7.86	7.56	8.36	8.66	9.16	9.4	9.6	9.7	8.60
10.66	10.26	9.66	9.66	9.76	9.86	10.36	10.36	10.76	10.8	10.9	10.9	10.68
8.76	8.96	7.56	7.56	7.26	7.46	8.16	7.86	7.36	7.7	7.8	7.7	7.16
8.76	6.26	5.26	5.36	5.76	6.06	5.66	5.86	5.96	6.9	6.9	6.0	6.69
6.16	5.96	5.86	5.96	6.26	6.76	7.26	7.56	7.66	7.7	7.7	7.7	6.79
8.16	7.86	7.76	7.76	8.06	8.16	9.26	9.56	9.76	10.1	10.1	10.1	8.71
9.56	9.96	8.96	8.96	9.06	9.36	9.76	10.06	10.26	10.5	10.5	10.4	10.27
8.86	8.06	7.86	7.86	7.96	8.26	8.56	9.06	9.36	9.7	9.7	9.7	9.58
7.66	7.06	6.96	6.96	6.96	7.26	7.46	7.66	7.96	8.4	8.4	8.4	8.52
8.06	7.76	7.76	7.76	8.06	8.16	8.26	8.66	8.66	8.9	8.9	8.9	8.59
8.06	7.56	7.06	7.06	7.06	7.16	7.56	8.06	8.06	8.5	8.5	8.3	8.38
6.46	5.96	5.96	5.86	5.96	6.06	6.26	6.46	6.66	6.9	6.7	6.5	7.10
3.06	4.36	4.06	4.06	4.26	4.46	4.56	4.96	5.16	5.4	5.4	5.3	5.55
3.76	3.36	3.16	3.16	3.46	3.66	4.26	4.56	4.86	5.0	5.0	5.0	4.59
5.56	5.06	4.96	5.06	5.16	5.26	5.56	6.06	6.46	6.7	6.8	6.8	5.94
5.56	5.16	4.76	4.46	4.66	5.06	5.36	5.76	5.96	6.6	6.5	6.4	6.21
4.36	3.86	3.86	3.96	4.26	4.56	5.06	5.16	5.36	5.6	5.4	5.1	5.34
5.76	5.36	5.06	5.26	5.46	6.16	6.96	8.16	8.56	8.8	9.0	9.0	6.68
8.76	8.16	7.66	7.36	7.26	7.56	8.26	8.86	9.06	9.1	9.1	9.1	8.89
8.06	7.36	7.16	6.96	7.16	7.36	7.86	8.36	8.36	9.0	9.0	9.0	8.69
6.86	6.16	5.76	5.76	6.06	6.26	6.66	7.26	7.56	8.1	8.2	8.1	7.81
7.26	7.06	6.56	6.46	6.76	7.16	7.96	8.26	8.36	8.8	8.9	8.8	8.05
7.16	7.16	6.86	6.86	7.16	7.56	8.06	8.56	9.06	9.3	9.3	9.3	8.49
8.26	7.66	7.36	7.46	7.66	8.06	8.66	9.26	9.46	9.8	9.9	9.9	9.04
9.86	9.86	9.46	9.66	9.66	9.66	9.86	9.86	10.06	10.2	10.0	9.7	10.14
7.50	7.99	6.78	6.74	6.94	7.16	7.60	7.94	8.15	8.4	8.4	8.3	8.08

中華民國二十六年

Air Temperature of every day, in

日 P.	°C							
	6	7	8	9	10	11	12	13
1	12.9	12.6	14.4	16.2	18.0	20.3	20.1	18.5
2	11.6	12.0	13.2	15.4	17.6	18.2	18.6	19.4
3	10.3	10.4	13.2	17.4	17.6	20.4	21.2	21.8
4	10.5	10.3	13.5	17.4	18.8	20.1	20.9	21.4
5	8.6	9.4	11.6	16.3	18.0	19.7	21.2	21.8
6	8.6	9.0	10.3	11.5	14.8	21.0	18.3	18.9
7	8.1	8.3	8.6	10.0	10.9	11.8	13.0	14.4
8	9.3	9.6	10.1	10.7	11.8	14.8	13.9	15.4
9	11.2	12.6	13.0	14.5	14.5	14.8	16.6	18.3
10	9.2	9.8	12.0	16.0	17.8	14.0	18.6	20.0
11	8.9	11.2	12.5	16.0	18.2	19.6	20.8	20.9
12	8.9	8.9	10.8	15.9	18.3	19.7	20.2	20.3
13	10.0	10.9	12.7	13.1	17.3	19.8	20.9	21.5
14	8.3	8.6	11.2	13.7	16.5	19.9	21.0	21.5
15	11.2	11.7	13.8	17.1	19.0	20.5	21.4	22.5
16	9.9	10.3	12.4	16.5	19.1	20.9	21.9	22.7
17	10.0	10.5	11.9	16.9	20.1	21.9	23.0	23.4
18	10.4	11.1	13.8	17.8	19.9	21.9	23.1	23.7
19	9.5	9.6	11.5	16.6	19.8	21.6	23.3	24.0
20	11.4	11.8	13.8	15.5	17.5	20.3	21.8	20.7
21	13.4	13.5	14.9	16.8	18.8	18.9	19.5	20.4
22	10.3	11.6	12.8	16.3	16.3	19.8	20.6	20.8
23	7.6	7.2	8.9	13.6	17.4	19.3	20.8	21.2
24	3.8	4.2	4.4	4.4	5.0	5.6	6.8	7.7
25	9.7	9.6	10.3	13.4	15.5	17.6	18.9	19.1
26	8.1	7.8	8.7	12.2	12.3	17.3	18.6	19.3
27	8.3	8.2	9.9	13.9	16.7	18.3	17.3	17.3
28	7.6	7.8	9.7	13.3	17.1	18.4	18.9	18.3
29	11.8	11.8	11.9	13.1	14.8	15.6	17.5	19.2
30	7.8	7.6	6.7	7.1	7.8	8.3	8.6	8.7
平均 Mean	9.6	9.9	11.4	14.4	16.3	18.0	18.9	19.4

十一月逐日氣溫 (°C)

the Month of November, 1937. (°C)								
14	15	16	17	18	19	20	21	平均 Mean
18.3	18.6	18.3	16.7	15.4	15.2	15.9	14.6	16.6
20.1	20.0	19.0	17.4	16.2	15.8	15.6	13.8	16.5
22.0	20.6	19.8	18.1	16.8	15.6	14.8	13.1	17.1
20.7	20.5	19.5	17.9	16.5	15.2	14.9	13.8	17.0
21.0	20.4	19.1	17.9	16.3	15.2	14.6	13.0	16.5
18.4	18.8	18.5	17.5	16.2	14.8	13.7	12.6	15.2
14.6	15.0	14.9	13.7	12.6	12.0	11.5	11.0	11.9
15.6	16.1	15.8	15.1	14.1	12.6	12.0	12.0	13.1
17.0	17.0	16.5	15.5	14.8	13.4	13.5	13.4	14.8
19.8	18.6	18.9	16.6	15.3	14.8	15.0	14.5	15.6
20.3	19.9	19.2	17.7	16.2	15.1	14.1	13.8	16.5
20.5	19.9	19.3	17.8	16.3	15.0	14.5	13.2	16.2
20.8	20.3	19.7	18.3	16.9	15.7	14.4	13.7	16.8
21.3	20.9	20.0	18.5	17.6	15.8	15.9	14.3	16.8
20.7	20.5	20.1	19.0	17.6	16.2	15.6	14.8	17.6
22.3	22.0	21.1	19.5	17.9	16.9	16.2	15.6	17.8
22.8	22.6	21.4	20.0	18.6	17.3	16.4	15.7	18.3
22.7	22.0	21.2	19.7	17.6	17.2	16.0	15.0	18.3
23.5	23.1	22.0	20.4	19.0	17.5	16.6	15.8	18.4
20.0	20.6	20.0	19.1	17.7	16.8	16.2	15.4	17.4
20.9	20.9	20.1	19.0	17.3	16.6	16.2	15.6	17.7
20.6	19.9	18.9	17.3	15.6	14.7	14.0	13.1	16.5
20.5	19.9	19.1	17.5	14.8	9.8	7.8	6.8	14.5
8.5	9.4	9.9	10.1	10.3	10.0	9.9	9.9	7.5
18.7	18.0	17.2	15.9	14.7	13.6	12.6	12.0	14.8
18.6	17.9	17.3	15.8	14.6	13.6	12.5	11.5	14.1
17.2	18.1	17.7	16.3	14.9	13.8	12.8	12.2	14.6
18.9	18.5	17.9	16.9	15.6	14.7	13.7	13.1	15.0
19.5	19.1	18.5	17.5	16.2	14.8	13.3	12.0	15.4
8.9	8.9	9.2	9.2	8.9	8.7	8.8	8.5	8.4
19.2	18.9	18.3	17.1	15.7	14.6	13.9	13.1	15.6

— 8 —

中華民國二十六年十月

		Absolute Humidity of coorg dep.							
H. D.	H.	6	7	8	9	10	11	12	13
1		8.52	8.80	9.08	9.72	10.23	10.65	10.37	10.02
2		8.90	8.67	9.37	10.53	10.30	11.17	11.17	10.09
3		7.68	7.68	9.37	10.93	9.28	10.65	8.44	8.55
4		7.68	7.68	9.04	9.48	9.28	9.89	8.68	8.44
5		7.10	7.32	8.26	10.01	8.96	9.50	8.44	8.16
6		7.10	7.32	7.68	10.11	10.41	9.50	8.44	9.05
7		5.73	5.73	6.06	7.09	6.80	6.88	6.59	7.22
8		6.83	6.30	7.09	7.40	8.02	8.52	7.99	8.04
9		8.02	8.38	8.80	9.24	9.24	9.32	9.72	9.28
10		6.83	7.09	7.39	8.32	7.94	6.95	7.91	7.62
11		7.32	7.73	8.02	8.71	7.98	8.77	7.94	7.34
12		6.83	6.83	8.02	10.01	10.02	9.89	9.26	9.26
13		7.09	7.68	9.04	9.24	10.54	9.26	10.09	8.68
14		6.54	6.54	7.68	10.33	9.78	10.65	10.09	9.84
15		8.02	8.26	9.08	9.48	9.78	9.89	10.09	10.54
16		7.40	7.68	8.38	10.83	10.89	10.09	6.55	10.47
17		7.40	7.68	8.26	10.83	10.65	10.34	9.81	9.58
18		7.68	8.02	9.08	10.30	9.89	9.84	9.03	9.58
19		7.09	7.09	8.26	9.72	10.65	9.84	9.03	9.30
20		8.26	8.26	9.08	10.01	10.30	11.39	11.01	10.09
21		8.76	9.52	10.29	10.83	11.17	10.41	10.89	10.37
22		7.16	8.26	8.52	9.72	8.96	8.52	8.97	7.94
23		6.30	5.25	6.54	8.52	9.20	8.44	8.68	7.94
24		4.68	5.08	5.08	5.08	5.36	5.09	5.98	6.02
25		7.57	7.09	7.09	8.95	9.09	8.96	9.78	9.50
26		6.54	6.77	7.10	8.26	9.24	8.19	7.67	8.15
27		6.54	6.77	7.67	8.52	9.72	9.28	8.96	7.67
28		6.57	6.57	7.09	8.80	8.56	8.04	9.05	9.05
29		8.26	8.26	8.26	8.80	10.53	10.91	10.30	10.41
30		6.77	6.57	5.98	6.25	6.57	6.77	7.10	7.10
平均		7.28	7.36	8.02	9.17	9.33	9.23	9.03	8.82
Mean		7.28	7.36	8.02	9.17	9.33	9.23	9.03	8.82

— 月 逐 日 絕 對 濕 度 (mm)

in the Month of November, 1937. (mm)

14	15	16	17	18	19	20	21	平 均 Mean
11.17	11.17	11.17	10.33	10.29	10.29	10.29	9.82	10.16
8.89	9.07	9.26	9.28	9.29	9.02	9.09	9.52	9.69
7.94	7.94	8.23	9.05	8.96	8.43	8.32	8.28	8.66
8.68	6.92	6.52	7.67	8.19	8.71	9.24	9.32	8.62
		7.20	6.44	8.19	8.04	7.62	6.99	8.11
8.44	8.68	8.44	8.96	8.43	8.32	8.28	7.74	8.56
7.22	7.99	7.99	7.22	7.21	8.87	6.87	7.11	6.91
8.71	8.44	8.71	8.32	8.28	7.74	8.05	8.89	7.95
9.48	8.49	8.19	8.43	8.32	8.98	8.98	8.80	8.78
7.62	7.91	7.98	7.24	7.47	7.76	7.34	7.22	7.54
8.97	8.52	8.44	8.28	7.52	8.71	7.62	7.76	8.10
8.52	8.52	7.91	8.44	8.19	8.71	7.99	7.76	8.51
8.68	8.97	8.52	8.44	7.91	7.47	7.99	7.62	8.58
10.09	8.68	9.26	9.05	9.29	8.71	8.71	7.99	8.95
9.31	9.61	8.58	9.26	9.28	8.78	8.71	8.32	9.18
9.55	11.05	10.09	10.32	9.28	9.29	8.78	9.30	9.56
10.47	9.03	9.55	10.09	9.59	9.57	9.48	9.72	9.59
9.03	9.55	8.68	9.26	8.68	8.26	8.43	8.04	8.96
9.95	9.68	9.31	9.31	9.26	8.77	9.29	8.71	9.07
10.37	10.09	10.32	9.89	10.02	9.57	9.48	10.01	9.89
10.09	9.31	9.61	9.50	10.30	9.48	9.72	9.30	10.03
7.91	7.91	7.73	6.99	7.47	7.99	6.98	7.22	7.98
7.34	7.67	8.18	6.99	5.83	5.78	5.02	4.57	7.02
6.77	7.09	7.09	7.67	7.91	6.83	7.10	7.10	6.25
8.44	8.96	8.49	8.43	8.56	8.28	8.05	7.74	8.38
7.73	6.99	7.67	7.19	6.69	6.98	7.74	6.88	7.49
7.67	8.68	8.96	8.43	7.70	8.28	7.76	7.74	8.15
9.05	9.05	8.68	9.48	8.71	8.56	8.28	8.32	8.38
10.65	10.09	9.78	9.57	9.46	8.71	7.74	8.02	9.30
7.32	7.32	7.32	7.32	7.32	7.10	7.10	7.10	6.94
8.91	8.82	8.67	8.63	8.45	8.31	8.17	8.11	8.52

中華民國二十六年十

Relative Humidity of each day

R D ₁	Relative Humidity of each day											
	1	2	3	4	5	6	7	8	9	10	11	12
1	77.4	77.7	79.2	81.0	82.4	82.6	87.0	87.3	82.5	77.0	67.5	63.0
2	84.3	84.5	86.0	87.3	87.5	87.6	88.2	88.8	86.0	77.9	74.0	71.3
3	86.2	86.8	87.0	87.2	87.3	87.5	89.0	89.5	77.3	72.6	62.0	59.0
4	78.5	81.0	82.0	82.5	83.0	83.0	85.0	84.6	80.0	70.0	60.0	52.5
5	81.5	82.4	83.5	83.6	86.0	86.0	87.0	86.2	75.5	67.0	59.2	46.5
6	75.0	77.5	78.5	82.0	84.0	85.0	86.0	87.0	80.0	67.5	62.5	57.6
7	86.0	87.4	88.0	87.4	86.5	85.5	84.0	82.4	81.0	78.0	76.0	72.7
8	83.0	83.5	83.0	82.8	82.8	82.8	82.6	82.2	82.2	80.6	75.0	73.0
9	87.2	87.5	87.2	87.3	87.5	87.5	87.6	87.6	84.0	84.2	87.5	87.0
10	82.4	82.4	85.0	85.0	84.0	84.0	84.8	82.5	70.2	60.0	55.3	52.5
11	79.0	80.0	82.3	83.2	85.5	85.0	86.0	86.9	71.0	59.8	55.0	51.5
12	79.5	82.3	83.0	83.0	84.5	85.0	85.0	87.0	80.0	68.0	60.0	56.0
13	80.0	82.3	83.9	85.0	85.2	85.0	85.0	86.0	80.0	72.5	60.0	55.5
14	77.2	80.0	81.5	82.5	83.0	84.5	85.5	86.5	75.0	67.0	60.0	53.0
15	77.5	79.8	81.0	81.0	81.0	84.8	87.0	85.0	74.0	64.2	55.9	52.0
16	76.0	77.5	80.0	82.2	82.5	84.2	85.5	87.1	78.0	68.0	60.0	53.0
17	77.6	79.0	81.0	82.0	83.0	85.0	86.5	87.4	80.0	67.5	53.0	48.0
18	77.6	79.0	81.0	82.1	82.6	83.0	85.0	85.8	75.0	63.0	50.0	45.0
19	72.5	74.0	76.0	79.0	79.5	80.0	82.0	82.4	75.0	69.6	52.5	47.5
20	73.9	77.5	80.0	81.0	82.0	83.2	83.5	85.0	83.0	79.0	71.0	65.0
21	82.7	83.0	85.0	85.0	85.0	87.0	87.5	88.0	84.0	76.0	72.4	70.0
22	78.9	80.0	81.5	82.0	82.5	83.0	87.6	87.1	76.0	63.0	55.0	50.0
23	87.5	89.4	91.5	93.0	94.0	96.9	98.0	98.0	77.5	62.0	51.0	47.3
24	87.4	87.3	87.1	87.0	87.1	87.4	87.5	90.0	91.0	88.0	87.6	87.0
25	87.7	87.6	87.6	87.5	87.7	87.7	87.7	87.9	81.0	74.0	67.0	58.0
26	86.6	87.0	86.6	86.5	86.8	87.4	88.0	89.0	84.0	70.0	50.0	42.5
27	80.0	82.0	82.6	84.0	85.0	86.5	87.0	87.5	75.0	67.0	59.0	60.0
28	82.0	82.6	85.0	85.0	85.0	87.0	87.0	90.0	85.0	75.0	66.0	59.0
29	84.0	85.0	87.4	87.3	87.0	87.0	88.0	89.5	89.0	88.0	85.0	76.0
30	86.5	87.5	87.6	87.5	89.0	90.5	92.2	92.6	94.0	94.0	93.0	93.8
Mean	80.5	81.8	83.1	83.8	84.3	85.0	86.2	86.5	80.2	71.9	64.4	59.9

一 月 逐 日 相 對 濕 度 ()

in the Month of November, 1937. ()												
13	14	15	16	17	18	19	20	21	22	23	24	年 月 Mean
79.0	79.5	73.9	72.6	80.0	82.4	82.4	82.5	87.0	82.6	82.6	84.0	79.5
69.9	65.0	37.6	58.0	55.0	66.0	69.0	81.0	83.0	82.7	83.5	86.0	77.9
59.0	50.0	50.0	50.0	55.0	60.0	65.0	67.0	69.0	72.0	75.0	77.0	70.9
48.0	45.5	46.0	37.5	50.0	53.2	65.0	74.5	77.5	79.6	80.0	81.0	69.7
41.8	42.0	42.0	42.2	46.0	47.5	59.0	62.6	66.5	68.2	73.0	74.0	65.8
55.0	55.5	54.5	57.0	59.5	64.0	65.0	67.5	73.0	74.5	75.0	81.2	71.1
70.0	67.4	66.5	67.0	67.5	70.9	72.5	75.0	75.5	78.0	81.0	83.0	77.8
73.0	72.5	71.8	72.5	72.2	73.0	79.0	82.6	83.0	85.0	86.2	86.8	79.4
72.5	70.0	68.0	64.0	65.0	68.0	72.0	75.0	76.0	77.5	81.0	81.8	79.6
50.0	49.5	49.6	51.0	52.7	56.0	61.0	61.0	67.5	72.0	75.0	77.3	68.1
48.0	47.0	47.1	57.4	51.0	55.0	60.0	62.5	67.5	70.5	73.0	76.0	67.5
53.0	48.0	47.5	47.7	52.5	58.0	63.0	67.5	69.5	72.5	76.0	77.5	69.6
46.5	47.0	46.0	46.5	49.0	55.5	58.0	62.4	63.0	70.5	73.0	75.0	68.2
37.5	47.3	47.0	47.3	50.0	55.0	60.0	65.0	67.0	70.0	73.0	76.0	67.8
47.2	47.8	49.0	50.0	53.0	60.3	64.0	66.0	69.0	70.0	72.5	74.0	67.8
50.0	49.8	49.7	51.0	57.0	60.0	62.5	64.5	68.0	71.0	72.6	75.0	68.5
46.0	46.5	47.4	48.0	57.5	57.4	62.5	67.0	69.0	71.5	73.0	75.0	68.0
49.0	40.0	41.0	42.5	45.5	49.0	55.6	57.5	60.0	63.0	67.5	70.0	63.3
65.0	46.5	46.2	37.5	49.0	52.5	54.0	57.4	61.0	66.0	69.0	71.0	63.6
61.0	64.0	61.0	62.3	65.0	67.2	70.0	72.5	75.1	77.4	78.5	82.0	74.1
62.5	59.0	56.0	57.5	57.5	68.0	70.0	72.3	75.0	75.5	77.4	74.8	74.8
45.5	44.0	43.0	43.3	44.0	48.0	54.0	56.0	58.0	62.0	63.0	65.5	65.9
44.5	43.0	42.5	47.0	48.0	62.5	75.0	77.4	80.0	80.0	81.0	85.0	66.3
60.0	83.8	83.8	84.0	84.0	85.0	88.2	88.0	89.8	89.3	89.0	88.0	87.1
52.0	50.5	50.6	52.5	59.0	67.6	72.0	75.5	77.4	79.5	82.6	85.0	74.4
41.2	40.0	39.0	42.5	47.0	53.0	60.0	64.0	69.0	73.0	76.8	78.0	67.8
57.0	54.1	54.0	56.0	57.5	60.0	65.5	69.0	73.0	75.0	77.5	79.4	71.4
52.5	52.7	54.0	54.0	58.0	62.6	70.0	72.5	80.0	82.5	82.4	82.6	73.9
65.0	62.5	58.0	58.0	62.5	66.8	78.0	81.0	83.0	84.0	85.0	85.5	79.2
92.6	92.7	93.9	92.6	93.0	92.7	92.6	92.6	92.6	92.6	92.6	92.6	91.7
56.3	55.4	54.5	55.6	58.4	62.5	67.6	70.8	73.5	75.6	77.6	79.6	72.3

中華民國二十六年

Form and Direction of Clouds of every

時 刻	6		7		8		9		10		11	
	狀	向	狀	向	狀	向	狀	向	狀	向	狀	向
	For.	Dir.	For.	Dir.	For.	Dir.	For.	Dir.	For.	Dir.	For.	Dir.
1	AK	SW	AK	SSW	AK	SW	AK	SW	AS	SW	AK	SW
2	C	SW	CS	SW	CS	SW	CS	SW	AS	SW	AS	SW
3	S	S	S	S	S	S	S	WSW	SK	WSW	SK	WSW
4	S	SW	SK	SW	S	SW	SK	SW	SK	SW	K	WSW
5	S	S	S	S	S	S	K	K	K	K	K	K
6	S	WSW	S	WSW	S	SW	S	SW	SK	SW	SK	SW
7	S	SW	SK	SW	SK	SW	SK	SW	SK	SW	SK	SW
8	S	W	S	W	S	W	S	W	S	W	S	W
9	N	SW	N	SW	N	SW	N	SW	N	SW	N	SW
10	S	S	S	S	S	S	SK	SW	SK	SW	SK	SW
11	S	S	S	S	S	S	FK	FK	FK	FK	FK	FK
12	S	WSW	S	WSW	SK	WSW	SK	WSW	SK	SW	SK	SW
13	S	SW	S	SW	SK	SW	SK	SW	SK	SW	SK	SW
14	CK	WSW	AK	WSW	S	WSW	S	WSW	S	WSW	SK	W
15	WSW	C	WSW	C	WSW	C	WSW	SK	SW	SK	SW	SK
16	S	WNW	S	WNW	S	WNW	S	WNW	SK	WNW	SK	WNW
17	S	W	S	W	S	W	S	W	S	W	K	W
18	C	W	C	W	S	W	S	W	S	W	S	W
19	C	C	C	C	C	C	C	C	C	C	C	C
20	AK	W	AK	W	AK	W	AK	W	AK	W	CK	W
21	N	W	AK	W	S	SW	S	W	SK	W	N	W
22	S	WNW	S	WNW	S	WNW	S	WNW	SK	WNW	K	WNW
23	S	W	S	W	S	W	S	W	SK	W	SK	W
24	AS	E	AS	E	AS	E	N	E	N	E	N	ESE
25	S	SW	S	SW	S	SW	S	SW	SK	SW	SK	SW
26	S	W	S	W	S	W	S	W	SK	WNW	FK	WNW
27	CS	SW	CS	SW	CK	SW	K	SW	K	SW	K	SW
28	S	W	S	W	S	W	S	W	SK	SW	SK	SW
29	N	SW	N	SW	AK	SW	AK	SW	N	SW	AK	SW
30	N	NE	N	NE	N	NE	N	ENE	N	ENE	N	ESE

十一月逐日雲狀及雲向

day. in the Month of November, 1937.

12		13		14		15		16		17		日 期 Date
狀 For.	向 Dir.	狀 For.	向 Dir.	狀 For.	向 Dir.	狀 For.	向 Dir.	狀 For.	向 Dir.	狀 For.	向 Dir.	
AS	SW	N	SW	AS	SW	AS	SW	AS	SW	AS	SW	1
AS	SW	CK	WSW	CK	WSW	AK	SW	AK	SW	AK	SW	2
K	WSW	K	SW	K	SW	K	SW	K	SW	K	SW	3
K	WSW	K	WSW	K	WSW	K	WSW	K	WSW	K	WSW	4
K		K		K	WSW	K	WSW	K		K		5
SK	WSW	SK	WSW	SK	WSW	SK	SW	SK	SW	SK	SW	6
SK	W	SK	W	SK	W	SK	W	SK	W	SK	W	7
SK	SW	SK	SW	SK	SW	SK	SW	SK	SW	SK	SW	8
AK	SW	SK	SW	SK	SW	SK	SW	SK	SW	SK	SW	9
FK		FK		FK		FK	W	FK	W	FK	W	10
FK		FK		FK		FK		C		C	WSW	11
SK	WSW	FK	WSW	FK	WSW	FK	WSW	FK	WSW	FK	WSW	12
K	WSW	FK		FK		C		C		C		13
K		W		W		W		W		W		14
SK	WSW	K	WSW	K	WSW	K	W	C	WNW	K	WNW	15
K	WNW	FK	WNW	FK	WNW	FK	WNW	FK	WNW	FK	WNW	16
FK	W	FK	W	FK	W	FK	W	FK	W	FK	W	17
		FK	SW	FK	SW	FK	SW	FK	W	FK	W	18
		FK		FK		FK		FK		FK		19
K	W	KN	W	KN	W	K	W	K	W	AK	W	20
KN	W	KN	W	SK	W	SK	W	SK	WSW	SK	WSW	21
FK	WNW	FK		FK		FK		FK		FK		22
SK	W	K	W	K	W	K	W	K	W	K	W	23
AS	ESE	N	SE	N	SE	N	SSW	AK	SW	AK	SW	24
K	SW	K	SW	FK	WSW	FK	WSW	FK	WSW	FK	WSW	25
FK	WNW	FK	WNW	FK	WNW	FK	WNW	FK	WNW	FK	WNW	26
K	SW	K	SW	K	SW	K	SW	K	SW	K	SW	27
SK	SW	SK	SW	SK	SW	SK	SW	SK	SW	K	W	28
AK	SW	K	SW	K	SW	K	SW	C	SW	C	SW	29
N	ESE	N	ESE	N	ESE	N	SE	N	SK	N	ESE	30

中華民國二十六年十一月逐日能見度

Visibility of every day, in the Month of November, 1937.

日 D.	6	7	8	9	10	11	12	13	14	15	16	17	平均 Mean
1	3	3	4	5	7	8	7	3	7	6	6	5	5.5
2	5	3	5	4	5	3	6	7	8	7	6	5	5.5
3	6	3	3	5	7	8	8	8	9	8	8	7	6.7
4	3	3	2	6	7	8	8	8	9	8	8	6	6.3
5	3	2	3	7	8	8	9	8	8	8	8	7	6.6
6	4	2	2	2	5	7	8	8	6	9	8	7	5.8
7	5	5	5	5	6	7	7	7	7	7	7	5	6.1
8	6	5	5	5	5	6	6	6	7	7	5	5	5.7
9	6	2	2	2	2	3	5	7	7	7	8	8	4.9
10	7	7	6	7	8	8	8	9	9	9	9	8	7.9
11	6	3	8	9	9	9	9	9	9	9	8	8	8.0
12	4	2	2	2	3	7	8	8	9	9	8	8	5.8
13	4	2	2	2	4	7	8	8	9	9	7	7	5.8
14	3	2	2	2	7	8	8	8	9	9	8	8	6.3
15	2	2	2	7	7	8	9	9	9	9	9	9	6.8
16	3	2	2	2	5	7	8	9	9	9	8	8	6.0
17	3	2	2	2	4	8	9	9	9	9	9	8	6.2
18	2	1	2	3	8	8	9	9	9	9	9	8	6.4
19	2	1	2	2	7	8	9	9	9	9	9	8	6.3
20	2	1	2	3	4	7	7	8	8	8	8	7	5.4
21	4	2	3	4	7	8	8	9	9	9	9	8	6.7
22	3	2	2	3	7	8	9	9	9	9	9	9	6.6
23	3	1	2	2	3	7	8	8	9	9	9	9	5.9
24	4	3	3	3	4	7	4	4	6	6	5	4	4.1
25	5	3	2	3	4	7	8	9	9	9	9	9	6.4
26	3	1	1	3	4	8	9	9	9	9	9	9	6.2
27	4	2	3	4	4	8	8	8	8	8	7	8	6.0
28	2	2	2	3	3	8	8	8	8	8	8	8	5.6
29	4	3	3	3	3	7	5	8	9	9	8	8	6.1
30	4	3	3	2	3	7	5	3	3	3	3	3	3.2
平均 Mean	3.8	2.5	2.9	3.7	5.3	7.1	7.7	7.9	8.2	8.1	7.7	7.2	6.0

中華民國二十六年十

Wind Direction and Wind Velocity of

時 H. 日 D.	6		7		8		9		10		11		12		13	
	向 Dir.	速 Vel.	向 Dir.	速 Vel.	向 Dir.	速 Vel.	向 Dir.	速 Vel.	向 Dir.	速 Vel.	向 Dir.	速 Vel.	向 Dir.	速 Vel.	向 Dir.	速 Vel.
1																
2	SW	0.6	WSW	0.4	SW	3.5	SSW	5.9	SW	6.2	WSW	8.2	SSW	8.7	WAW	29.5
3	NNE	0.5	NNE	0.6	NNE	0.5	N	0.4	SW	8.1	SW	5.9	SSW	2.6	SSW	7.1
4	NNE	0.3	NNE	0.3	SSW	0.1	SSW	0.5	SSE	0.6	SW	4.9	SW	10.8	NW	6.1
5	NNW	0.4	NNW	0.3	NE	0.7	SSW	5.2	SSW	7.1	SSW	5.9	SW	10.3	WSW	5.3
	NNE	0.4	NNE	0.3	NNE	0.1	SSW	5.0	SSW	5.1	SSW	8.4	SSW	4.4	WSW	10.0
6	NNE	0.4	NNE	0.3	NNE	0.4	SW	0.5	SW	3.3	SNW	5.5	SSW	2.8	SW	3.4
7	SE	4.2	ESP	1.1	E	0.5	SE	0.5	SE	0.7	ESE	6.7	ESE	2.8	ESE	2.5
8	E	0.5	SE	0.4	SSW	0.9	SE	1.0	SW	2.3	E	2.6	SSE	3.2	SSW	4.1
9	SSW	0.3	WAW	0.3	SSW	0.5	SW	4.1	SW	3.4	SSW	2.6	SW	2.9	SW	3.4
10	WSW	0.3	SSW	0.7	SSW	2.2	SSW	5.5	S	7.2	SSW	5.6	SSW	8.7	SSW	10.2
11	W	0.3	SW	0.3	SSW	5.5	SSW	8.2	SSW	5.7	SSW	10.4	SSW	11.1	SSW	12.8
12	NNE	0.4	NNE	0.3	E	0.7	SSE	0.9	SSE	5.2	SE	4.3	S	4.4	SSW	5.4
13	NNE	0.5	NNE	0.9	N	0.7	SE	0.6	SSW	3.3	SSW	8.2	SSW	6.9	SSW	10.5
14	NNE	1.0	NNE	0.3	N	0.6	SSE	1.2	SW	8.2	SSW	6.3	SSW	4.9	WSW	7.3
15	SSW	0.9	S	2.7	SSW	4.8	SSW	8.7	WSW	5.4	WSW	8.9	WSW	7.1	SSW	6.3
16	NE	0.5	NNE	0.3	SSW	0.9	SSW	2.5	SW	8.7	SW	7.7	SSW	9.1	SSW	10.1
17	NNE	0.3	NNE	2.0	NNE	2.4	SE	0.5	SSW	3.6	WSW	2.7	SSW	9.6	WSW	4.7
18	N	0.4	W	0.3	SSE	0.7	SSW	4.9	SSW	8.2	WSW	4.1	WSW	2.9	SW	7.1
19	NNE	0.3	NNE	0.4	SSW	0.7	S	1.9	WSW	10.8	SW	6.8	SW	6.9	WSW	12.1
20	ENE	0.4	ENE	0.3	SSE	0.5	SW	0.4	SW	1.2	SSW	3.7	SSW	7.0	WSW	6.3
21	W	0.6	WSW	0.8	WSW	1.0	SSW	6.3	W	5.8	W	2.5	W	8.9	W	6.4
22	W	0.7	WSW	4.7	SW	5.0	SSW	9.6	WSW	9.5	SSW	10.8	SSW	12.8	WSW	10.9
23	NNE	0.9	NNE	0.4	NNE	0.3	ENE	0.4	SSE	3.9	SW	9.5	W	5.2	SW	15.3
24	E	0.6	ENE	0.8	E	0.5	ESE	2.3	ESE	0.9	N	1.0	W	0.9	SSW	0.7
25	SSW	0.5	SW	0.7	S	3.9	S	7.7	SSW	5.1	SSW	7.6	SSW	8.2	SSW	11.5
26	WSW	0.5	W	0.3	WSW	0.3	SSW	4.3	SSW	6.9	WSW	8.7	WSW	9.7	W	5.0
27	WNW	1.0	W	0.4	SW	0.6	SSW	6.6	SSW	9.0	SSW	8.3	SW	6.3	WSW	15.3
28	N	0.3	N	0.3	NE	0.4	SW	1.0	S	4.1	SSW	5.2	SW	11.4	WSW	6.9
29	NNE	0.5	NNE	0.3	NNW	0.3	NE	0.3	ESE	1.0	SSE	2.9	SSW	5.2	SSW	7.3
30	NNE	1.3	NNE	0.4	NNE	0.3	N	0.6	NNE	0.3	NE	0.3	NNE	0.4	NNE	0.3
平均 Mean		0.7		0.7		1.3		3.5		5.0		6.0		6.5		7.0

· 月 逐 日 風 向 及 風 速

every day, in the Month of November, 1937.

14		15		16		17		18		19		20		21		平均 Mean
向 Dir.	速 Vel.	向 Dir.	速 Vel.	向 Dir.	速 Vel.	向 Dir.	速 Vel.	向 Dir.	速 Vel.	向 Dir.	速 Vel.	向 Dir.	速 Vel.	向 Dir.	速 Vel.	
A	8.3	SW	2.5	SW	2.0	N	0.5	NW	0.7	SSW	0.4	SW	0.7	SSW	0.4	4.3
WNW	8.6	W	5.7	W	4.7	WNW	4.1	WNW	2.5	WNW	1.9	WNW	0.4	WNW	0.3	3.4
W	4.9	W	4.2	SW	10.5	SSW	2.1	WSW	0.7	W	9.5	WNW	0.3	W	0.3	3.0
SSW	11.0	SSW	8.7	SW	5.6	WSW	1.4	WSW	2.6	SSW	3.0	SSW	7.2	NE	1.0	4.9
WSW	9.1	WSW	11.3	SSW	9.5	WSW	10.4	WSW	4.7	SW	0.5	NNE	0.9	NNE	0.4	5.1
SW	11.1	SW	8.1	SW	4.8	W	3.4	W	0.4	NW	0.5	W	1.0	NNE	2.0	3.0
SE	0.7	ESE	3.2	E	2.5	E	2.9	E	3.1	SE	2.8	SE	0.9	E	0.4	2.3
SW	5.6	SSW	6.3	S	5.6	SSW	6.0	SW	3.3	SSW	5.1	SW	2.7	SW	1.8	3.5
W	6.1	SW	7.0	W	4.9	SSW	5.0	SW	1.3	SSW	0.5	SSW	0.6	SW	5.8	3.1
SSW	10.8	SSW	11.1	SSW	8.0	SSW	2.8	SW	8.3	SW	1.8	W	5.0	W	2.0	5.7
WSW	8.5	SSW	3.9	SSW	7.4	SW	4.0	SSW	6.2	SSW	3.9	WSW	2.4	ESE	0.7	5.9
SW	6.0	SW	7.0	SW	6.7	SSW	5.3	SW	0.9	SW	0.4	SW	0.3	C	0.0	3.1
WSW	7.8	SSW	7.1	SSW	3.1	SW	4.2	SW	3.4	SW	5.2	SW	1.2	C	0	3.9
SW	9.0	SW	6.6	SSW	9.0	SSW	6.2	SSW	1.3	SSW	0.7	SSW	0.7	SSW	3.4	4.2
SW	11.4	SW	4.4	SW	7.5	WSW	6.6	SW	3.0	SSW	7.1	SSW	4.7	SSW	3.0	5.8
SW	7.8	WSW	7.4	SSW	7.5	WSW	5.1	SSW	6.3	SSW	4.8	SSW	4.2	SSW	4.6	5.5
WSW	4.7	WSW	5.5	WSW	4.3	WSW	5.1	SW	5.1	SW	1.6	SW	3.1	SW	2.2	3.6
WSW	8.3	WSW	5.5	WSW	3.2	WSW	2.7	WSW	1.0	WSW	2.3	W	0.7	W	1.3	3.4
WSW	6.4	SW	10.1	SW	6.2	WSW	7.5	SW	1.5	SW	0.4	SW	0.9	W	0.4	4.3
SSW	9.5	SSW	6.4	SW	4.7	SW	4.9	SSW	4.2	WSW	2.4	SW	1.3	SSW	0.5	3.4
WSW	10.2	WSW	9.5	WSW	7.1	WSW	7.1	SW	1.3	WSW	2.6	SW	4.7	SW	3.9	4.9
SSW	10.3	WSW	10.1	WSW	6.3	WSW	4.3	SSW	1.2	WSW	3.7	WSW	0.6	WSW	0.4	6.3
SW	10.0	SW	11.4	SW	9.7	SSW	6.9	NNE	5.4	NNE	6.7	NE	1.3	NNE	2.1	5.6
SSW	1.2	SSW	2.2	SSE	3.3	SSW	1.1	SSW	0.8	S	5.8	SSW	0.4	SSW	0.3	1.5
SSW	10.9	WSW	9.3	SW	8.9	SSW	6.0	SSW	6.1	SSW	3.3	SSW	1.3	SSW	0.5	5.7
W	7.4	WSW	13.6	WSW	6.1	WSW	4.6	SSW	5.8	SSW	1.5	WSW	0.7	WSW	0.4	4.6
W	11.2	WSW	6.0	W	3.1	WSW	3.3	SW	1.2	SSW	0.7	SSW	0.3	SSW	0.3	4.6
SSW	9.6	WSW	4.2	WSW	7.6	SSW	5.2	SSW	1.9	WSW	0.8	SSW	0.3	SSW	0.4	3.7
W	4.7	SW	11.1	WSW	5.2	SW	4.7	SSW	3.1	SE	1.3	NNE	5.3	NNE	3.7	3.6
NNW	0.3	SE	0.6	S	0.3	E	0.3	N	0.3	NNE	0.3	NNE	0.3	C	0.0	0.4
	7.7		7.1		5.8		4.6		3.1		2.4		1.9		1.4	4.1

中華民國二十六年

Rainfall Amount, in the

日 D	月 M							
	9-10	10-11	11-12	12-13	13-14	14-15	15-16	16-17
1				T	1.0			0.6
2				T				
3								
4								
5								
6								
7								
8								
9	T	0.5	T					
10								
11								
12								
13								
14								
15								
16								
17								
18								
19								
20								
21								
22								
23								
24	T							
25								
26								
27			T	T				
28								
29	0.7	0.3	0.3	0.2	1.2	1.4	0.2	0.2
30								
總計 Total	0.7	0.8	0.3	0.2	2.2	1.4	0.2	0.8

十一月逐日雨量 (mm)

Month of November, 1937. (mm)

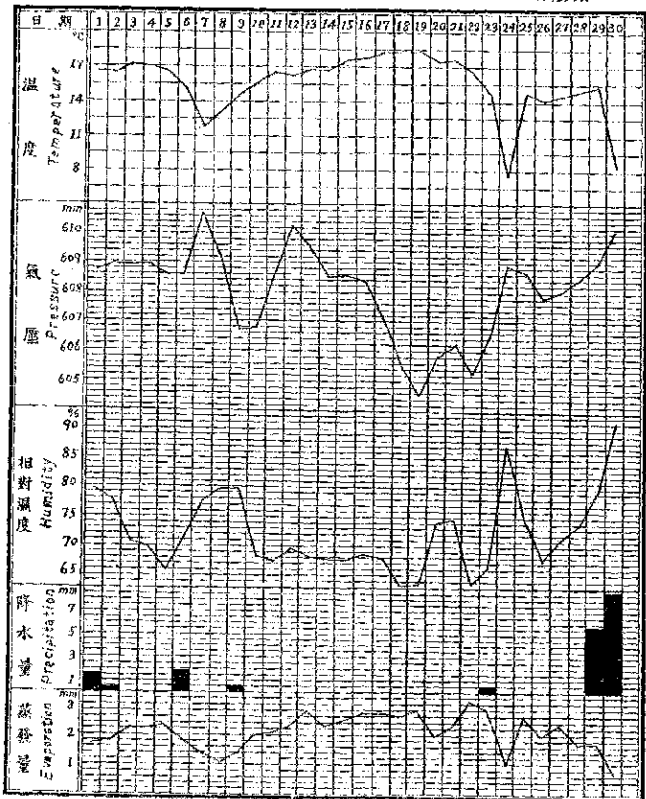
17-18	18-19	19-20	20-21	21-22	22-23	23-24	24-25	總計 Total	日期 Date
	T	0.4		T				1.6	1
								0.4	2
									3
									4
									5
				1.9				1.9	6
									7
							T	T	8
								0.5	9
									10
									11
									12
									13
									14
									15
									16
									17
									18
				T	T			T	19
									20
									21
				0.5		T	T	0.5	22
									23
									24
									25
									26
									27
									28
0.1			T	0.1	0.5	1.8	3.5	5.9	29
				3.3	0.4	0.3	0.2	8.8	30
0.1	T	0.4	T	5.8	0.9	2.1	3.7	19.6	總計 Total

中華民國二十六年十一月

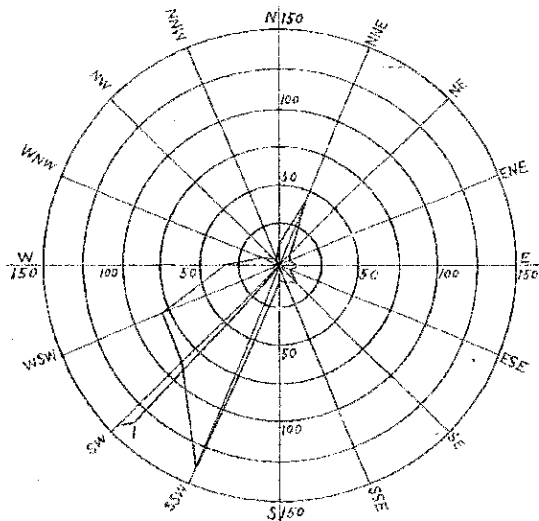
Daily Values of Meteorological Elements

日期 Date	氣壓 pressure (600mm+)	溫度 Temperature (°C)				草溫 Grass Temp. (°C)	地溫 Earth Temp. at the Depth of 100cm (°C)
		平均 Mean	最高 Max.	最低 Min.	較差 Range		
1	8.78	16.6	21.3	11.8	9.5	11.8	17.2
2	8.98	16.5	23.1	11.2	8.9	11.0	17.2
3	8.97	17.1	22.5	9.9	12.6	9.0	17.2
4	8.97	17.0	21.9	9.5	12.4	8.5	17.2
5	8.60	16.5	22.2	8.3	13.9	7.0	17.3
6	8.60	15.2	21.6	8.0	13.6	7.2	17.4
7	10.68	11.9	15.6	7.6	8.0	7.2	17.5
8	9.16	13.1	17.0	3.6	8.4	7.9	17.5
9	6.69	14.8	18.4	10.4	8.0	8.2	17.5
10	6.79	15.6	20.6	8.6	12.0	6.7	17.4
11	8.71	16.5	21.4	8.7	12.7	7.0	17.3
12	10.27	16.2	21.2	8.0	13.2	8.0	17.2
13	9.86	16.8	21.9	8.4	13.5	8.2	17.1
14	8.52	16.8	21.8	7.9	13.9	7.6	17.0
15	8.59	17.6	22.6	10.6	12.0	10.0	16.9
16	8.38	17.8	23.2	9.7	13.5	8.2	17.0
17	7.10	18.3	23.7	9.8	13.9	9.3	17.0
18	5.85	13.3	23.8	10.2	13.6	9.6	17.0
19	4.59	13.4	24.3	9.0	15.3	8.5	17.0
20	5.84	17.4	22.6	10.9	11.7	10.6	17.0
21	6.21	17.7	21.1	12.5	8.6	11.4	17.0
22	5.34	16.5	21.2	10.0	11.2	8.8	17.0
23	6.66	14.5	21.8	6.7	15.1	6.2	16.9
24	8.89	7.5	10.8	3.2	7.6	3.0	16.8
25	8.60	14.8	19.8	9.9	10.8	8.0	16.8
26	7.81	11.1	19.8	7.3	12.5	7.2	16.8
27	8.05	14.6	18.8	7.5	11.3	7.2	16.7
28	8.49	15.0	20.2	7.0	13.2	6.5	16.6
29	9.04	15.1	19.8	11.2	8.6	10.4	16.5
30	10.14	8.4	13.2	6.3	6.9	6.0	16.4
總數或平均 T. or M.	8.08	15.6	20.4	8.9	11.5	8.2	17.0

中華民國二十六年十一月各項氣象要素逐日變遷圖
 March of Different Meteorological Elements in the Month of November, 1937.



中華民國二十六年十一月份風向圖
WIND ROSE FOR NOVEMBER, 1937.



風向次數
Frequency

合成風向
Resultant direction

方向 Dir	N	NNE	NE	ENE	E	ESE	SE	SSE	S	SSW	SW	WSW	W	WNW	NW	NNW	N	V	U
次數 Frequency	11	44	7	6	11	8	13	11	10	130	87	79	23	11	3	3			3
百分數 %	2.3	9.2	1.4	1.2	2.3	1.7	2.7	2.3	21	292	184	16.3	6.9	2.3	0.6	0.6			0.6

雲南省立
昆明測候所

氣象月報

第一卷 第十二期

龔自知題



中華民國二十六年十二月

MONTHLY METEOROLOGICAL BULLETIN

OF

METEOROLOGICAL STATION OF YUNNAN PROVINCE,
KUNMING.

December, 1937. VOL. 2, NO. 12.

目 次

Table of Contents

本月份天氣概況 *A Summary of Weather Conditions, during the
Month of December, 1937.*

本月份氣象摘要 *Monthly Summary.*

氣壓 *Barometric Pressure.*

溫度 *Air Temperature.*

絕對濕度 *Absolute Humidity.*

相對濕度 *Relative Humidity.*

雲狀與雲高 *Cloud: Forms and Direction.*

雲量 *Cloud Amount.*

能見度 *Visibility.*

風向與風速 *Wind Direction and Velocity.*

雨量 *Amount of Rainfall.*

逐日氣象平均要素 *Daily Values of Meteorological Elements*

凡例 *Explanatory Remarks.*

各項氣象要素變遷圖 *March of Different Meteorological Elements.*

風向圖 *Wind Rose.*

民國二十六年十二月份昆明天氣概況：

一、概況

本年昆明天氣，雨季較爲延長，比去年十二月份，陰雨天多八日；晴晴天少八日，月初雨深極爲豐沛，全月雨量總計 $72.6m.m.$ 約爲歷年同月平均數之十倍；較去年十二月份雨量之一百四十五倍，可見兩年之潤濕與亢旱，幾成懸殊矣！

本月氣壓與氣溫，皆較往年爲高；而與去年平均數頗相近；惟風力甚弱；雲量較多；有霜日數比去年減二分之一；且終未見雪。

昆明自十一月二十九日起，即被雲密布，連雲漸深至二十日兩日，已降雨 $14.7m.m.$ 特值本月一日至五日，陰雨連綿，前後一連四日，共降雨 $77.3m.m.$ 二三兩日，下雨時數較長，雨量一日即在 $15m.m.$ 以上；四五兩日，氣壓漸升，是此次風暴之氣態已起。六日，氣壓升至 $611.46m.m.$ 天氣於是轉晴。

勐海、姚安、彌渡等縣，本年入秋以後，雨澤稀少，幸得此次甘霖，似此潤濕，可望得以播種，小麥有望，農家喜甚！

九日零時，昆明地當高氣壓邊緣，夜間熱散溫驟，早晨霜厚最低；午表亦淡日顯；十三日，極地寒潮南下，連日天氣陰寒，十五日十一時，氣壓極端最高達 $612.36m.m.$ 十七日七時，氣溫極端最低達 $1.6^{\circ}C.$

二十日，有低氣壓發育於瀘越，昆明午夜日量；二十二日至二十五日，日旁幾見影雲；二十三日十五時，氣壓極端最低達 $602.66m.m.$ 二十五日十四時，氣溫極端最高達 $21.5^{\circ}C.$ 同時風力特強，每時 $12.6m.$

二十六日至二十八日，連日陰雨，共得雨量 $10.0m.m.$ 相對濕度特大，二十九日至三十一日，天氣復轉晴寒；三十日晨，成都發生地震。

中華民國二十六年十二月氣象綱要

Monthly Summary for December, 1937.

		氣壓	Air Pressure
極端最高	Extreme maximum	612.36mm	在25日 11時 on 25th 11h
極端最低	Extreme minimum	602.66mm	在23日 14-15時 on 23th 14-15h
平均Mean	本年 Present	607.38mm	
	往年 Past	606.89mm	

		氣溫	Air Temperature
極端最高	Extreme maximum	21.5°C	在25日 14時 on 25th 14h
極端最低	Extreme minimum	1.6°C	在17日 7時 on 17th 7h
最高平均	Mean maximum	17.6°C	
最低平均	Mean minimum	6.4°C	
平均Mean	本年 Present	12.3°C	
	往年 Past	10.5°C	

		風	Wind
最大風速	Maximum velocity	12.6m/s	在25日 14時 on 25th 14h
盛行風向	Resultant direction	S27°10' E	6W

		降水量	Precipitation
雨量	Sub-fall	72.6mm	
一日最多雨量	Greatest in 24 hours	15.4mm	在3日 on 3th
標準雨量	Normal Rain	7.4mm	

		雜記	Miscellaneous Informations
晴天日數	Clear days		12
曇天日數	Partly cloudy days		9
陰天日數	Cloudy days		3
雨天日數	Rainy days		7
有濕霧日數	Days with wet fog		4
有露日數	Days with fog		4
有低霧日數	Days with ground fog		23
有霜日數	Days with hear-frost		11
有霧日數	Days with dew		11
有日暈日數	Days with solar halo		1

中華民國二十六年

Barometric pressure of every day. In												
時日	1	2	3	4	5	6	7	8	9	10	11	12
1	9.4	9.0	8.6	8.4	8.4	8.56	8.66	8.96	9.16	9.16	8.76	8.26
2	8.0	7.8	7.5	7.2	7.2	7.46	6.66	7.76	8.16	8.36	8.16	7.66
3	7.0	6.7	6.4	6.3	6.3	6.86	7.16	7.56	8.06	8.06	8.06	7.66
4	7.2	7.0	6.8	6.7	6.8	6.96	7.36	7.86	8.36	8.56	8.36	8.06
5	9.0	9.0	9.0	8.9	8.9	9.66	9.96	10.26	10.56	10.46	10.36	9.76
6	10.3	10.2	10.1	10.0	10.2	10.26	10.76	11.16	11.46	11.36	10.96	9.96
7	9.2	9.1	9.0	9.0	9.2	9.46	10.06	10.46	10.96	11.06	10.66	9.86
8	8.4	8.2	8.0	8.0	8.1	8.86	8.86	9.16	9.46	8.86	8.66	7.76
9	6.0	5.8	5.4	5.3	5.2	5.46	5.86	6.06	6.26	6.16	5.56	4.96
10	5.1	5.2	5.2	5.5	5.8	6.76	7.46	8.46	9.26	9.36	9.26	8.76
11	10.2	10.1	10.0	10.0	10.0	9.96	10.26	10.56	10.96	11.26	10.66	9.66
12	8.8	8.7	8.3	8.2	8.2	8.16	8.46	8.56	9.16	9.06	8.66	8.16
13	6.1	6.0	6.0	5.7	5.8	6.16	6.66	7.26	7.56	7.46	7.26	6.56
14	8.0	8.0	7.9	7.9	8.3	8.66	9.26	9.26	10.36	10.56	10.06	9.56
15	10.0	10.0	10.0	9.9	10.0	10.96	11.16	11.76	11.96	11.96	12.36	10.96
16	8.7	8.4	8.1	8.0	8.0	7.96	8.46	8.46	8.06	9.46	8.86	8.36
17	8.3	7.8	7.4	7.0	7.0	7.06	7.26	7.46	7.36	8.06	8.96	8.86
18	7.4	7.6	7.7	8.0	8.0	8.66	9.16	9.26	10.06	10.26	10.86	10.16
19	7.8	7.3	6.7	6.4	6.0	6.06	6.16	6.36	6.46	6.16	5.76	4.46
20	4.5	4.5	4.3	4.1	4.0	4.16	4.56	4.96	5.56	5.86	5.36	4.66
21	5.8	5.8	5.8	5.8	5.8	6.06	6.56	7.16	7.66	7.86	6.96	5.96
22	5.8	5.7	5.6	5.3	5.1	5.26	5.56	5.76	5.76	5.86	5.36	1.66
23	3.7	3.5	3.3	3.1	3.2	3.26	3.46	4.16	4.66	4.76	4.26	3.76
24	5.3	5.3	5.3	5.3	5.7	6.16	6.96	7.16	7.76	7.96	7.46	6.66
25	6.9	6.8	6.8	6.8	6.8	7.16	7.36	7.96	8.06	8.36	7.56	6.96
26	7.4	7.3	7.0	7.0	7.0	7.16	7.46	8.16	8.56	8.56	8.26	7.76
27	7.0	6.8	6.3	6.2	6.1	6.06	6.96	7.16	7.36	7.86	7.76	6.46
28	7.0	7.0	7.1	6.9	6.6	5.96	6.36	6.56	7.06	6.86	7.06	7.06
29	7.1	7.1	7.1	7.2	7.2	7.86	8.36	9.06	9.26	9.66	9.36	8.66
30	8.9	8.9	8.6	8.4	8.2	8.26	8.66	8.96	8.96	9.26	9.26	8.06
31	9.0	9.0	9.0	9.0	8.9	8.96	9.46	9.66	10.36	10.56	10.06	9.46
平均	7.5	7.4	7.2	7.2	7.2	7.45	7.79	8.18	8.53	8.68	8.42	7.73

十二月 逐日 氣 壓 (600mm+)

the Month of December, 1937. (600mm+)													
13	14	15	16	17	18	19	20	21	22	23	24	平 均 Moon	
7.99	7.78	7.68	7.26	7.26	7.46	7.86	7.86	7.86	8.3	8.3	8.1	8.28	
6.96	6.46	6.16	6.26	6.36	6.56	6.86	7.16	7.26	7.2	7.1	7.0	7.22	
7.03	6.63	6.46	6.56	6.66	6.76	7.16	7.26	7.46	7.7	7.5	7.4	7.12	
7.35	7.36	7.66	7.76	7.76	7.96	8.16	8.56	8.66	9.0	9.2	9.2	7.87	
8.81	8.78	8.76	8.76	8.66	9.06	9.46	9.96	10.16	10.3	10.3	10.3	9.56	
9.15	8.16	8.26	8.26	8.26	8.56	8.76	9.06	9.26	9.4	9.3	9.3	9.70	
9.05	8.46	8.16	7.96	8.16	8.36	8.96	8.66	8.66	8.7	8.6	8.5	9.16	
6.26	6.39	6.16	5.96	6.06	6.26	6.46	6.86	6.76	6.5	6.4	6.3	7.47	
4.25	3.86	3.56	3.56	3.76	4.36	4.66	4.86	5.16	5.0	5.0	5.1	5.05	
8.76	8.86	7.96	9.06	8.56	8.96	9.76	9.96	10.16	10.4	10.4	10.3	8.26	
5.36	5.36	8.16	8.16	8.16	8.26	8.46	8.66	8.76	9.0	9.0	8.9	9.44	
6.06	6.16	6.16	6.26	6.36	6.46	6.66	6.96	7.06	6.8	6.6	6.4	7.61	
6.46	6.36	6.36	6.16	6.26	6.76	6.86	7.16	6.06	8.0	8.0	8.0	6.79	
8.99	8.56	8.46	8.66	8.46	8.56	9.26	9.66	9.96	10.0	10.0	10.0	9.11	
9.86	9.46	8.96	8.36	7.16	6.86	9.16	8.96	8.66	9.2	9.0	8.8	9.92	
7.46	7.56	7.36	7.26	7.56	7.36	7.46	8.36	8.86	8.9	8.9	8.8	8.19	
8.46	8.26	4.76	3.86	3.76	5.46	4.76	5.36	5.56	6.1	6.7	7.0	6.65	
10.36	9.16	8.86	8.46	8.16	8.46	8.46	8.76	8.86	8.8	8.6	8.3	8.66	
3.78	3.06	2.76	2.86	2.96	3.16	3.56	3.96	4.06	4.4	4.5	4.5	4.97	
7.68	4.29	4.06	3.56	3.96	4.36	4.66	4.96	5.46	5.6	5.7	5.8	4.72	
5.46	4.66	4.36	4.76	3.96	5.66	5.56	5.86	6.06	6.2	6.0	5.9	5.98	
3.66	3.16	2.86	2.96	2.96	3.16	3.26	3.46	3.66	4.1	4.0	3.9	4.45	
3.16	2.56	2.66	2.76	3.26	3.56	3.96	4.76	5.16	5.2	5.2	5.3	3.86	
5.76	5.26	4.96	4.96	5.26	5.06	5.66	5.46	5.16	6.9	6.9	6.9	6.12	
6.16	5.66	5.56	5.66	6.06	6.16	6.76	7.16	7.46	7.7	7.6	7.5	6.96	
7.06	6.56	6.36	6.46	6.56	6.76	7.16	7.56	7.76	7.4	7.3	7.1	7.32	
3.96	5.36	5.26	5.26	5.66	5.76	6.16	6.76	7.06	7.0	7.0	7.0	6.54	
5.66	8.66	5.36	5.66	5.26	5.46	5.86	6.26	6.76	6.9	7.0	7.0	6.44	
7.76	7.26	6.96	7.26	6.96	7.06	7.66	7.96	8.16	8.6	8.9	8.9	7.98	
7.96	6.36	6.46	6.56	6.66	6.96	7.46	7.96	7.96	8.8	8.9	8.9	8.12	
6.76	8.26	8.16	8.06	8.16	8.56	8.96	9.36	9.66	9.8	9.7	9.6	9.19	
7.06	6.57	6.34	6.28	6.32	6.60	6.95	7.28	7.50	7.7	7.7	7.6	7.38	

中 華 民 國 二 十 六 年

Air Temperature of every day, in

日 日	氣 溫		氣 溫					
	6	7	8	9	10	11	12	13
1	8.4	8.7	8.9	9.5	10.1	10.5	11.6	12.0
2	12.1	12.1	12.2	12.3	12.2	12.0	12.3	12.4
3	11.8	10.6	10.1	9.9	10.1	10.4	10.6	10.6
4	12.3	12.3	12.4	12.8	13.3	13.5	13.9	15.1
5	12.5	12.4	12.0	12.3	12.1	12.2	12.4	12.5
6	9.3	9.1	8.8	10.9	13.8	14.8	15.0	16.5
7	5.9	5.8	7.3	9.4	13.3	15.0	14.9	16.3
8	6.1	6.3	7.5	10.0	13.1	14.6	15.7	16.7
9	6.6	6.4	7.4	10.0	13.0	13.2	17.2	18.1
10	5.3	5.7	7.3	8.0	11.3	14.4	15.1	13.0
11	5.9	6.2	8.2	8.3	10.1	14.2	14.8	16.5
12	7.4	7.7	8.3	10.2	11.9	13.7	13.4	13.9
13	4.1	4.1	4.9	8.8	12.5	14.3	16.1	16.7
14	3.3	3.1	4.5	4.5	12.1	14.0	15.8	16.3
15	5.6	5.7	7.0	7.3	10.3	10.4	14.2	15.0
16	4.2	4.1	5.0	8.6	13.5	14.6	12.8	13.8
17	2.9	2.4	3.5	6.9	11.0	14.3	16.9	17.3
18	6.4	6.6	6.8	7.4	7.9	8.1	8.4	8.9
19	7.5	7.6	8.3	9.5	12.5	14.7	16.3	18.0
20	6.1	6.5	7.8	11.0	12.0	16.0	17.2	18.2
21	5.7	5.7	6.4	7.8	10.6	14.4	15.9	17.5
22	8.0	7.9	8.5	10.0	14.2	16.9	18.5	19.7
23	7.4	7.4	8.7	11.2	15.4	17.8	19.1	20.1
24	5.3	4.9	5.7	8.9	14.5	16.7	18.0	19.6
25	6.5	6.4	7.9	11.0	14.8	17.1	19.1	20.9
26	10.9	10.8	11.1	11.7	12.5	13.3	13.3	13.5
27	10.8	10.5	10.1	10.7	11.2	12.3	12.5	12.3
28	8.1	8.1	8.4	8.9	9.8	10.3	10.7	11.3
29	6.7	6.3	7.2	9.5	13.0	14.4	15.7	17.0
30	8.0	7.0	7.4	8.8	14.4	16.3	17.3	18.3
31	6.4	6.3	7.6	11.5	15.8	17.1	18.8	18.9
平 均 Mean	7.3	7.2	8.0	9.7	12.3	14.0	15.0	15.7

十二月逐日氣溫 (°C)

the Month of December, 1937. (°C)								
14	15	16	17	18	19	20	21	平均 Mean
12.0	12.5	12.5	12.2	12.4	12.0	12.0	12.0	11.1
12.5	12.5	13.1	12.6	12.9	13.1	12.9	12.9	12.5
11.4	11.8	12.2	12.3	12.4	12.7	13.0	13.0	11.4
15.1	15.9	15.7	14.9	14.0	13.4	13.5	13.2	13.8
12.7	12.6	12.7	12.7	12.3	12.2	12.0	11.9	12.3
16.2	15.5	15.1	13.9	12.3	11.6	10.6	9.8	12.7
13.9	15.4	15.0	14.0	12.4	11.3	12.0	9.4	12.1
16.3	15.9	15.4	14.3	13.0	11.6	10.8	10.3	12.4
17.6	17.2	16.1	14.8	13.1	12.8	12.8	11.2	13.1
14.8	13.7	13.5	11.7	10.8	10.2	9.6	9.1	11.0
14.8	13.7	13.2	12.6	11.8	11.0	10.6	9.7	11.3
14.8	13.7	13.0	12.2	10.8	10.1	9.1	8.3	11.2
16.5	16.5	15.0	13.8	12.0	10.0	9.5	9.7	11.6
15.8	15.5	15.1	14.5	13.1	11.6	10.6	9.5	11.5
14.8	14.1	14.0	13.2	11.8	10.3	9.8	9.6	10.9
18.2	17.6	17.0	15.6	14.8	13.2	10.8	9.4	12.1
17.9	17.2	16.4	15.5	14.1	13.0	11.3	10.9	12.0
9.2	9.2	9.3	9.1	8.8	8.4	8.0	7.5	8.1
17.8	17.1	16.4	15.0	13.6	12.5	11.9	11.5	13.1
17.5	16.9	16.5	15.0	13.7	12.8	14.0	11.5	13.3
16.9	16.4	15.8	14.4	13.3	12.4	11.3	10.9	12.2
19.3	18.7	16.9	16.9	15.1	14.8	12.7	11.8	14.4
19.7	19.0	18.6	17.0	15.2	14.0	12.7	11.7	14.7
18.9	18.9	18.3	16.9	14.8	13.5	12.5	11.9	13.7
20.6	19.5	18.8	16.6	15.0	13.9	13.3	12.5	14.6
13.7	13.5	13.3	13.1	12.6	12.4	12.2	12.0	12.5
11.7	11.5	11.4	11.0	10.5	10.3	10.1	9.9	11.7
11.5	11.7	11.5	11.2	10.7	10.3	10.2	10.0	10.2
16.7	16.3	15.8	14.9	13.7	12.3	11.4	10.9	12.6
18.4	17.7	16.7	15.1	13.6	12.4	11.2	10.7	13.3
19.2	18.3	17.5	15.6	13.8	12.3	11.3	10.4	13.8
15.7	15.4	14.9	14.0	12.9	12.0	11.4	10.7	12.3

中華民國二十六年十月

Absolute Humidity of every day.

日 D.	6	7	8	9	10	11	12	13
1	7.10	7.32	7.32	7.67	7.91	8.29	8.54	9.31
2	9.31	9.31	9.31	9.31	9.31	9.31	8.54	8.90
3	8.90	8.29	7.91	7.91	7.91	8.29	8.29	8.29
4	9.69	9.69	9.64	9.69	10.03	9.76	10.34	10.53
5	9.64	9.64	9.31	9.31	9.31	9.31	9.04	9.04
6	7.67	7.32	7.32	8.29	9.37	8.85	9.59	10.01
7	5.81	5.81	6.25	7.32	8.38	9.24	8.56	8.71
8	5.81	5.81	6.25	7.67	8.38	8.28	8.43	8.78
9	5.98	5.98	6.25	7.16	8.05	8.36	8.38	8.49
10	5.36	5.36	5.98	6.02	7.16	7.22	7.21	6.71
11	5.09	5.52	6.02	6.02	7.09	6.98	8.28	8.04
12	6.25	6.02	6.30	7.67	7.11	7.76	7.50	7.22
13	4.94	4.94	4.66	6.30	7.59	7.22	7.47	7.75
14	4.54	4.54	4.85	6.77	7.73	7.22	7.99	8.04
15	5.52	5.52	5.98	7.32	7.40	7.16	7.22	7.34
16	4.94	5.08	5.36	7.09	7.50	8.56	9.20	10.33
17	4.30	4.30	4.68	5.54	6.57	8.28	8.19	8.26
18	5.81	5.54	5.25	5.02	5.46	5.46	6.06	6.06
19	6.02	6.02	6.77	7.09	7.74	7.34	8.43	8.26
20	5.31	5.98	6.57	7.16	7.74	7.47	8.19	8.68
21	5.52	5.52	5.54	6.02	7.40	7.76	7.47	8.19
22	6.02	6.02	6.54	7.68	8.32	7.52	7.67	7.73
23	5.46	5.46	6.06	7.16	6.98	6.42	7.14	7.20
24	5.09	5.36	5.09	6.54	6.98	8.19	7.67	7.73
25	5.54	5.54	6.02	7.16	7.34	8.43	8.44	7.34
26	7.68	7.68	7.39	8.26	7.74	8.52	8.52	7.76
27	8.29	7.68	7.68	7.39	8.02	8.26	7.74	8.02
28	6.77	6.77	6.54	7.32	7.91	7.91	7.68	8.02
29	6.25	5.81	6.25	7.32	7.74	8.28	8.04	8.42
30	6.77	6.25	6.02	7.68	8.52	9.72	8.96	8.68
31	5.54	5.54	6.25	7.11	9.00	8.19	9.05	8.52
平均 Mean	6.35	6.29	6.48	7.29	7.86	8.06	8.20	8.27

中華民國二十六年十

Relative Humidity of every day.

時日 H. D.	1	2	3	4	5	6	7	8	9	10	11	12
1	92.6	92.7	92.7	92.8	92.8	93.0	93.0	94.0	94.5	94.5	94.0	92.6
2	93.5	94.0	94.0	94.0	93.7	93.5	93.5	93.5	93.5	93.3	92.6	92.6
3	91.8	91.8	92.0	92.1	92.3	92.0	92.0	92.5	92.6	92.7	93.0	93.0
4	92.5	92.5	92.6	92.7	92.9	93.0	93.0	93.0	92.5	92.4	91.5	92.0
5	90.0	91.0	91.5	91.5	91.6	91.8	92.3	92.0	92.3	92.3	92.3	92.3
6	92.0	92.0	91.8	91.5	91.5	91.5	91.0	92.0	92.0	92.0	69.0	65.5
7	85.5	85.8	86.5	87.0	87.5	88.0	88.5	91.0	89.0	77.5	67.5	66.0
8	85.5	86.0	86.2	86.5	87.1	87.4	88.0	89.0	88.0	75.0	67.5	62.5
9	84.5	85.6	86.0	86.2	87.2	87.4	88.0	88.0	85.0	75.0	67.5	56.0
10	72.5	72.5	74.5	75.5	77.5	80.0	81.8	81.5	79.0	73.0	60.0	60.0
11	75.5	77.0	77.8	77.8	77.5	77.5	78.4	78.0	77.0	75.0	67.0	65.0
12	77.2	77.6	77.6	77.7	79.0	80.5	81.0	81.5	80.0	75.0	67.0	67.5
13	80.2	80.6	82.3	82.6	83.0	84.0	87.0	87.0	80.0	65.0	58.5	52.5
14	82.4	84.0	85.0	87.1	87.5	87.6	90.0	90.0	88.0	78.0	66.0	61.2
15	86.5	87.5	87.6	87.7	87.6	89.0	90.0	90.0	89.5	86.0	72.5	65.0
16	82.6	84.0	85.0	85.2	85.8	86.0	87.8	88.0	88.0	75.0	67.0	59.5
17	80.0	80.5	82.0	82.2	82.5	84.5	86.0	86.0	82.5	74.0	62.0	55.0
18	76.0	77.6	79.0	80.0	80.2	80.4	80.0	79.5	77.5	72.0	75.5	74.5
19	78.5	80.0	80.5	80.5	82.0	83.5	85.0	86.0	86.0	77.0	67.5	62.5
20	82.0	84.0	85.5	86.2	86.5	89.0	89.0	90.0	85.0	80.0	67.5	57.0
21	87.1	87.4	87.5	87.6	88.0	88.0	88.2	88.0	87.4	83.0	72.5	65.0
22	77.7	77.5	79.5	81.0	82.1	82.5	83.6	85.6	81.0	68.0	52.6	45.0
23	67.0	69.0	69.6	71.0	72.5	73.0	75.0	75.2	70.0	51.0	42.0	38.5
24	69.5	71.0	73.0	75.0	75.2	80.0	80.0	82.5	82.5	67.0	58.0	52.5
25	72.0	74.5	75.5	77.0	77.5	79.0	81.0	83.0	79.0	66.0	56.0	50.0
26	69.0	70.2	73.0	75.0	76.6	77.5	79.0	81.8	82.5	82.5	81.2	80.0
27	80.0	80.5	80.5	82.2	83.5	87.5	89.0	88.8	88.5	91.0	99.2	96.0
28	90.8	91.0	91.0	91.2	91.5	91.5	92.1	92.1	92.1	91.0	88.4	87.5
29	87.0	87.6	88.0	88.2	88.5	88.3	90.0	90.0	88.0	77.5	67.6	64.0
30	85.8	86.5	86.5	88.0	89.0	90.0	89.0	89.2	90.0	75.0	67.0	64.0
31	82.4	82.4	82.7	83.6	84.0	85.0	85.0	87.0	71.0	63.0	52.5	47.5
平均 Mean	82.3	83.0	83.8	84.4	85.0	85.9	86.7	87.3	85.8	78.2	70.7	66.0

二月逐日相對溫度(%)

In the Month of December, 1937. (%)

13	14	15	16	17	18	19	20	21	22	23	24	平均 Mean
92.4	92.4	92.6	92.4	92.4	92.4	92.6	92.6	92.7	92.7	92.8	93.0	92.9
92.5	92.5	92.5	92.5	92.3	92.4	92.5	92.4	92.4	92.2	92.1	92.0	92.9
92.7	93.0	93.0	92.7	92.6	92.5	92.5	92.5	92.4	92.3	92.2	92.5	92.4
89.0	86.5	83.0	83.4	84.5	85.3	87.2	88.5	90.5	90.5	90.5	90.0	90.0
92.3	92.3	92.0	92.0	92.0	92.0	92.0	92.2	92.3	92.2	92.2	92.0	91.9
60.6	61.0	60.5	60.5	63.0	79.0	75.0	77.5	80.0	81.5	83.0	85.5	79.1
39.0	59.0	60.5	64.0	67.5	73.0	75.0	77.4	80.0	81.0	82.5	83.0	77.6
69.0	59.5	59.5	61.0	64.0	69.0	75.0	76.2	79.0	80.4	82.3	83.0	76.6
16.2	48.9	47.0	49.5	51.0	54.8	56.0	59.6	63.9	67.8	72.3	72.5	69.3
58.0	54.2	56.0	57.4	60.0	62.6	67.2	67.4	68.0	71.0	73.4	72.6	68.9
62.5	60.0	61.0	62.5	64.0	64.0	64.0	67.3	70.0	72.5	75.0	75.0	70.9
52.5	57.0	60.9	61.0	64.0	67.5	70.0	73.0	76.0	76.5	77.4	78.0	72.7
47.5	48.0	51.0	54.0	57.6	64.0	69.0	72.5	75.0	77.4	80.0	81.0	70.8
36.0	37.0	39.0	63.0	68.0	72.6	78.5	80.0	81.0	82.4	83.5	85.0	77.2
57.6	57.7	59.0	60.5	63.0	67.3	70.0	72.4	75.0	77.6	80.5	82.5	76.8
55.0	52.5	55.0	55.0	57.5	60.0	67.5	70.0	72.5	75.2	77.5	78.0	72.5
47.0	43.0	43.0	49.0	51.0	56.0	60.0	66.0	67.5	71.0	72.5	75.0	68.3
73.0	72.6	72.5	72.5	73.0	75.0	75.5	77.5	77.5	77.0	78.6	78.6	76.7
56.0	53.0	54.0	56.0	59.0	65.0	67.5	72.0	73.0	75.0	76.5	78.0	72.3
53.0	52.6	52.5	52.4	55.0	58.5	70.0	74.5	80.0	80.0	82.0	84.5	74.0
52.5	51.5	51.5	51.2	53.0	56.0	62.5	68.5	71.0	73.0	75.0	77.0	73.0
40.0	38.0	39.0	39.0	42.5	46.0	50.0	51.5	55.0	57.2	62.0	65.0	61.7
37.5	37.0	37.5	39.5	42.0	45.0	50.0	54.0	57.5	58.8	62.5	67.0	56.8
45.0	35.5	37.0	39.0	39.5	41.5	49.9	55.0	58.0	65.0	67.5	70.0	61.2
40.0	39.4	38.9	41.0	47.3	50.0	56.0	57.5	62.0	64.0	65.0	67.0	62.4
77.5	74.8	74.8	75.0	75.0	75.0	77.3	78.0	77.7	77.6	77.7	79.0	77.0
84.0	86.0	86.6	89.0	88.5	88.0	88.8	89.0	90.0	90.2	90.8	90.8	87.1
86.0	84.0	82.5	81.8	81.0	84.6	85.8	86.5	87.5	87.4	92.4	87.5	80.1
37.5	35.0	35.0	36.2	62.0	67.5	74.0	76.2	79.8	80.0	81.5	82.5	76.4
57.0	54.7	54.0	55.0	59.0	65.0	71.0	73.5	77.5	79.0	80.2	82.4	75.3
42.0	42.0	44.0	46.8	49.0	52.0	64.0	67.5	72.5	74.0	76.5	78.5	67.3
62.3	61.0	61.1	62.7	65.0	67.9	71.8	74.1	76.3	77.8	79.4	80.0	75.8

中華民國二十六年

Form and Direction of Clouds of every

時 H. 日期 D.	6		7		8		9		10		11	
	狀 For.	向 Dir.	狀 For.	向 Dir.	狀 For.	向 Dir.	狀 For.	向 Dir.	狀 For.	向 Dir.	狀 For.	向 Dir.
1	N	ESE	N	ESE	N	ESE	N	ESE	N	SSE	N	S
2	N	SSW	N	SSW	N	SSE	N	SSE	N	SSE	N	SSE
3	N	SSE	N	SSE	N	SSE	N	SSE	N	SSE	N	SE
4	N	S	N	S	N	SSW	N	SSW	N	SSW	N	SW
5	N	SW	N	SW	N	SW	N	SSW	N	SSW	N	SSW
6	S	SW	S	SW	S		S	SSW	S	SSW	SK	SW
7	S	W	SK	W	SK	W	SK	W	SK	W	SK	W
8	S	W	S	W	SK	WSW	SK	WSW	SK	WSW	SK	WSW
9	S	W	S	W	S	W	SK	W	C	W	C	W
10	S		S	S	SK	S	SK	S	SK	SW	SK	SSW
11	AS	WSW	AS	WSW	AK	WSW	AK	WSW	AK	WSW	AK	WSW
12	SK	WSW	SK	WSW	SK	WSW	SK	WSW	SK	WNW	SK	WNW
13	S	W	S	W	S	W	SK	W	SK	W	SK	W
14	S		S	S	S	S	SK	W	SK	W	SK	SW
15	SK	W	SK	W	SK	W	SK	W	SK	W	SK	W
16												
17							S	W	S	W	C	W
18	AS	SSW	AS	SSE	AS	SSE	AS	S	AS	SSE	C	AS
19	S	WSW	S	W	S	W	S	W	SK	W	SK	W
20	C	W	C	W	C	W	S	WSW	SK	W	SK	W
21	S	SW	S	SW	S	SW	SK	SW	SK	SW	C	W
22	C	W	C	W	C	W	C	W	C	W	C	W
23	C		C		C		C		C		C	
24	C		C		C		C		C		C	
25	C		C		CK		CK		CK		CK	
26	AS	SW	AS	SW	N	SW	N	SW	N	SW	N	W
27	N	WNW	N	WNW	N	AS	N	WNW	N	W	N	W
28	N	W	N	W	N	W	N	W	N	W	N	W
29	S	SW	S	SW	S	W	S	W	S	W	SK	W
30	S		S		S		S		S	WNW	S	
31							FS	W				

十二月逐日雲狀及雲向

Day, in the Month of December, 1937.

12		13		14		15		16		17		日期 Date
狀 For.	向 Dir.	狀 For.	向 Dir.	狀 For.	向 Dir.	狀 For.	向 Dir.	狀 For.	向 Dir.	狀 For.	向 Dir.	
N	S	N	S	N	S	AS	SW	AS	SW	N	SW	1
N	SSE	N	SSE	N	S	N	S	N	SSE	N	SSE	2
N	SE	N	SSW	N	SSW	AS	SW	N	SW	N	SW	3
N	SW	N	WSW	AS	WSW	AS	WSW	AK	WSW	AK	WSW	4
N	SSW	N	SSW	N	SSW	N	SSW	N	SSW	AS	SSW	5
SK	SW	K	SW	FK		PK		FK		FK		6
SK	W	FK	W	FK		PK		FK		FK		7
K	WSW	K	WSW	K	WSW	K	WSW	K	WSW	K	WSW	8
W	C	W	C	W	C	W	C	W	C	W	C	9
SK	SSW	SK	SSW	SK	SSW	SK	SSW	SK	SSW	SK	SSW	10
SK	WSW	SK	WSW	SK	WSW	AK	WSW	AK	WSW	AK	WSW	11
SK	WNW	SK	WNW	SK	WNW	SK	WNW	SK	W	K	WNW	12
K		FK		FK								13
FK		SK		SK		SK		SK		SK		14
SK	W	SK	W	SK	W	SK	W	SK	SW	SK	SW	15
												16
C	W	C	W	C	W	C	W	C	W	C	W	17
AS	E	AS	SSE	AS	SSE	AS	SE	AS	SE	AS	SE	18
C	W	C	W	C	W	C	W	C	W	C	W	19
C	C	C	C	C	C	C	C	C	C	C	C	20
												21
C	W	C	SW	C	W	C	W	C	W	C	W	22
C	C	C	W	C	W	C	W	C	W	C	W	23
C	WSW	C	WSW	C	WSW	C	WSW	C	WSW	C	WSW	24
CK	C	CK	CS	W	SW	CS	WSW	CK	WSW	CK	WSW	25
CK	SW	CK	SW	C	SW	C	SW	AK	SW	AK	SW	26
N	W	AS	W	AS	WSW	AS	WSW	AS	WSW	AS	WSW	27
AS	W	AS	W	N	W	N	W	N	W	N	W	28
N	W	N	W	N	W	N	W	N	W	N	W	29
N	W	N	W	FK	W	FK	W	FK	W	FK	W	30
SK	WNW	SK	W	FK	W	FK	W	FK	W	FK	W	31

中華民國二十六年十二月逐日雲量

Cloud Amount of every day, in the Month of December, 1937.

時日 D.	6	7	8	9	10	11	12	13	14	15	16	17	18	19	20	21	平均 Mean
1	10.0	10.0	10.0	10.0	10.0	10.0	10.0	10.0	10.0	10.0	10.0	10.0	10.0	10.0	10.0	10.0	10.0
2	10.0	10.0	10.0	10.0	10.0	10.0	10.0	10.0	10.0	10.0	10.0	10.0	10.0	10.0	10.0	10.0	10.0
3	10.0	10.0	10.0	10.0	10.0	10.0	10.0	10.0	10.0	10.0	10.0	10.0	10.0	10.0	10.0	10.0	10.0
4	10.0	10.0	10.0	10.0	10.0	10.0	10.0	9.9	9.8	9.5	5.0	6.5	6.0	5.0	6.5	7.0	8.5
5	10.0	10.0	10.0	10.0	10.0	10.0	10.0	10.0	10.0	10.0	10.0	10.0	9.8	9.6	9.5	8.8	9.8
6	7.0	5.5	1.0	4.0	5.7	3.5	3.0	1.5	1.0	0.4	0.2	0.1	0.0	0.0	0.0	0.0	2.1
7	1.0	6.5	9.0	8.4	7.0	7.0	6.0	3.0	1.0	0.3	0.1	0.1	0.1	0.3	0.0	0.0	3.1
8	2.5	8.0	8.0	5.0	3.5	4.0	4.5	4.5	4.0	4.0	3.5	1.5	0.5	0.3	0.0	0.0	3.2
9	0.5	0.5	0.5	0.5	2.5	3.0	2.0	2.0	2.0	2.5	3.0	5.0	1.0	0.0	0.0	0.0	1.6
10	0.5	7.0	8.0	9.0	6.0	8.5	8.0	6.5	7.0	7.0	8.0	7.0	8.5	8.0	9.0	9.5	7.4
11	9.9	9.9	9.9	9.5	9.3	7.0	7.0	5.5	6.0	8.5	9.4	9.5	9.5	9.5	8.5	8.0	8.6
12	9.5	9.5	9.5	9.0	8.0	9.0	9.0	7.5	7.0	6.0	5.5	2.0	1.0	0.1	0.0	0.0	5.6
13	0.1	0.4	0.4	0.4	0.3	0.1	0.1	0.0	0.0	0.0	0.0	0.0	0.0	0.0	0.0	0.0	0.1
14	0.3	0.5	0.6	0.6	5.0	2.0	0.3	0.1	0.3	0.0	0.0	0.0	0.0	0.0	0.0	0.0	0.6
15	6.5	7.2	7.5	9.2	9.8	8.5	4.5	2.5	1.5	0.2	0.1	0.1	0.0	0.0	0.0	0.0	3.6
16	0.0	0.0	0.0	0.0	0.0	0.0	0.0	0.0	0.0	0.0	0.0	0.0	0.0	0.0	0.0	0.0	0.0
17	0.0	0.0	0.0	0.2	0.4	1.0	1.5	0.8	1.3	3.0	6.5	8.8	6.5	6.0	4.5	5.5	2.8
18	9.5	9.8	9.9	10.0	10.0	10.0	10.0	10.0	10.0	10.0	10.0	10.0	10.0	10.0	9.9	9.7	9.9
19	9.8	9.8	9.7	8.2	6.5	6.0	6.0	6.0	7.0	7.5	6.5	6.5	6.0	5.0	4.0	4.0	6.8
20	4.0	6.0	6.5	5.5	6.0	6.0	4.8	2.5	2.8	2.0	1.5	3.0	2.5	1.8	1.0	0.0	3.5
21	9.9	10.0	9.9	9.5	6.5	7.0	4.0	4.5	8.0	6.5	8.5	8.0	8.9	7.0	4.5	4.0	7.3
22	3.5	5.5	3.5	3.0	2.0	2.0	3.5	2.5	3.5	4.0	1.0	1.0	0.5	0.0	0.0	0.0	2.2
23	0.4	0.3	0.3	0.5	0.5	0.5	1.0	1.5	2.0	2.0	2.5	2.2	3.5	3.0	1.5	0.5	1.4
24	0.2	0.5	0.5	0.5	0.2	0.1	0.0	0.2	0.6	1.5	2.5	3.5	1.5	1.5	0.0	0.0	0.7
25	1.5	1.5	1.0	1.0	2.0	1.5	2.0	5.0	4.0	4.5	6.8	8.2	7.5	5.5	4.0	3.0	3.7
26	9.2	9.5	10.0	10.0	9.9	10.0	10.0	10.0	10.0	10.0	10.0	9.7	9.6	10.0	10.0	10.0	9.9
27	10.0	10.0	10.0	10.0	10.0	10.0	10.0	10.0	10.0	10.0	10.0	10.0	10.0	10.0	10.0	10.0	10.0
28	10.0	10.0	10.0	10.0	10.0	10.0	10.0	10.0	10.0	10.0	10.0	10.0	10.0	9.9	9.4	10.0	10.0
29	1.5	2.0	2.8	1.5	1.5	1.0	0.5	0.5	0.5	0.5	0.7	0.1	0.1	0.1	0.0	0.0	0.8
30	0.7	1.0	0.5	1.0	1.5	1.1	1.0	0.7	0.5	0.4	0.4	0.4	0.2	0.0	0.0	0.0	0.6
31	0.0	0.0	0.0	0.1	0.0	0.0	0.0	0.0	0.0	0.0	0.0	0.0	0.0	0.0	0.0	0.0	0.0
平均 Mean	5.1	5.7	5.7	5.7	5.6	5.5	5.1	4.7	4.8	4.8	4.9	4.9	4.6	4.2	4.0	3.9	5.0

中華民國二十六年十二月逐日能見度

Visibility of every day, in the Month of December, 1937.												
日 D.	7	8	9	10	11	12	13	14	15	16	17	平均 Mean
1	3	2	2	2	4	4	5	2	2	1	2	2.6
2	2	2	2	2	2	2	3	5	5	5	3	3.2
3	2	2	2	2	2	3	3	3	3	3	3	2.6
4	2	2	2	2	2	2	3	3	3	3	3	5.9
5	3	4	2	2	2	2	3	3	3	4	4	3.2
6	1	1	2	6	7	9	9	9	9	7	7	6.1
7	1	2	2	3	7	8	8	7	7	7	7	5.3
8	1	2	2	4	7	7	8	8	8	7	7	5.7
9	1	1	2	4	7	9	9	9	9	8	8	6.0
10	1	2	4	3	7	7	7	7	7	5	6	5.1
11	3	3	3	3	4	5	7	6	6	7	7	4.9
12	2	2	3	3	6	8	6	8	8	7	7	5.0
13	1	1	3	3	5	8	8	8	7	3	5	4.9
14	1	1	2	3	2	7	7	7	5	3	3	3.7
15	1	1	1	2	3	5	6	6	6	3	2	3.4
16	1	2	2	3	4	7	7	7	6	8	3	4.4
17	1	1	1	1	3	2	3	5	5	6	4	4.3
18	4	4	3	4	5	5	5	5	4	4	4	4.3
19	2	2	2	4	4	4	4	4	4	4	4	6.1
20	1	1	3	5	7	7	7	7	7	8	5	5.0
21	4	3	2	2	3	7	7	8	8	5	3	4.7
22	3	2	3	6	8	8	8	8	8	8	8	6.6
23	2	2	2	7	8	9	9	9	9	8	5	6.3
24	1	1	2	2	4	7	7	8	8	8	8	4.9
25	1	1	2	5	7	8	8	8	9	7	4	5.6
26	4	2	2	4	7	7	7	7	8	4	4	5.1
27	3	4	4	4	4	4	6	5	4	4	3	4.5
28	4	3	3	2	4	5	5	5	4	5	2	4.1
29	1	1	2	2	4	8	8	8	9	9	9	5.3
30	1	1	1	4	6	8	8	8	9	9	9	6.1
31	1	1	2	4	8	8	8	9	9	9	5	5.7
平均 Mean	2.1	1.9	2.3	3.5	5.4	6.9	7.1	7.2	6.9	5.7	4.9	4.9

中華民國二十六年十月

Wind Direction and Wind Velocity of

時日 H D.	6		7		8		9		10		11		12		13	
	向 Dir.	速 Vel.	向 Dir.	速 Vel.	向 Dir.	速 Vel.	向 Dir.	速 Vel.	向 Dir.	速 Vel.	向 Dir.	速 Vel.	向 Dir.	速 Vel.	向 Dir.	速 Vel.
1	NNE	0.4	NNE	0.3	NNE	0.3	ENE	0.3	ESE	0.3	S	0.4	S	0.5	SSW	0.6
2	S	0.3	SE	0.3	SE	0.4	SE	0.5	SE	0.4	ESE	0.3	N	1.2	SE	0.4
3	NNE	2.5	NNE	3.7	NE	1.0	ENE	0.6	NNE	1.5	ENE	1.2	NNE	0.5	NNE	0.5
4	SSE	0.4	SSE	0.3	SSE	1.2	S	4.0	S	7.4	SSE	6.7	S	6.2	S	3.5
5	SSE	0.4	S	0.3	WSW	0.3	SSW	0.3	SE	1.6	SSW	0.4	SSW	0.3	SSE	0.3
6	NE	0.5	SE	3.3	SSE	0.4	SSE	0.4	SW	7.0	SSW	6.4	SSW	4.1	SSW	7.0
7	NNE	0.4	NNE	0.3	NNE	0.7	NNE	0.5	SSW	2.2	WSW	3.2	WSW	2.1	SSW	0.6
8	NNE	0.4	NNE	0.9	C	0.6	WSW	3.8	SSW	7.0	SSW	6.5	SSW	9.4	SSW	6.1
9	NNW	0.3	W	0.3	NNW	0.4	SSW	6.6	SSW	11.7	SSW	10.4	WSW	3.6	SSW	8.6
10	ENE	0.5	NNE	5.0	ENE	1.8	NE	2.8	ENE	4.1	NNE	4.6	NNE	4.6	SSW	1.4
11	NNE	3.1	NNE	0.3	NNE	0.3	ENE	6.7	WSW	0.5	SSE	3.7	WSW	1.1	W	0.9
12	NNE	0.4	NNE	0.3	NNE	0.3	SW	3.4	WSW	4.6	SSW	6.7	WSW	6.6	SSW	7.7
13	W	0.5	NNW	0.3	NNW	0.3	SSW	5.4	SSW	3.3	SSW	6.2	SSW	10.6	SSW	7.7
14	NNE	0.5	NNE	0.4	NE	0.6	E	0.7	S	0.3	SSE	0.6	SSW	2.9	SSE	4.4
15	NNE	0.4	NNE	0.3	NNE	0.5	NNE	0.3	SSW	0.4	SSW	1.5	SSW	2.4	S	3.9
16	NNE	0.4	NNE	0.3	NNE	0.3	NNE	0.6	SW	1.4	SSW	4.4	SW	1.7	S	1.0
17	NNE	0.3	NNE	0.3	C	0.0	SSW	0.3	SSE	0.5	SSW	0.1	W	5.2	SW	7.9
18	NNE	1.3	E	2.5	NNE	0.5	NNE	1.2	NNE	0.4	NE	0.5	NNE	0.8	E	0.4
19	NNE	0.4	NNE	0.3	NE	0.3	SW	6.7	SSW	8.9	SSW	8.9	SSW	10.9	SSW	6.4
20	SSW	0.3	E	0.3	C	0.0	SSW	2.2	SE	0.6	S	5.1	S	6.3	SSW	8.6
21	NNE	2.4	NNE	2.8	NE	0.4	E	0.7	SSE	0.4	S	7.9	SSW	7.8	SSW	9.8
22	SSW	3.5	SSW	6.6	SSW	2.0	SW	5.6	W	4.2	SSW	5.5	WSW	7.5	WSW	7.6
23	W	0.3	E	0.3	C	0.0	SSW	3.4	W	10.8	NNW	9.2	SW	10.3	WSW	8.1
24	NNE	0.3	NNE	0.3	NE	0.4	E	0.7	SSW	3.9	SSW	6.4	SSW	7.7	SSW	6.1
25	WSW	0.4	W	0.3	SSW	0.3	SSW	6.5	SSW	9.5	SW	8.4	SSW	7.2	SW	10.9
26	SSW	0.5	SSW	0.3	SSW	0.3	E	0.3	SE	0.7	SSW	1.0	SSW	0.4	S	0.4
27	SSW	1.8	SSW	1.2	SSW	2.4	SSW	5.2	SSW	4.7	SSW	4.0	SSW	6.6	SSW	5.4
28	S	0.6	S	0.4	SSW	3.2	SSW	0.4	SSW	3.1	SSW	4.2	SW	5.0	S	3.9
29	WSW	0.4	WSW	0.3	WNW	0.3	SSW	0.3	S	4.9	SSW	7.3	SSW	8.6	SSW	9.7
30	SSW	0.5	SSW	0.3	N	0.3	SW	5.7	SSW	4.9	S	4.5	SSW	8.8	SSW	7.6
31	NNE	0.4	C	0.0	E	0.3	SSW	0.7	W	1.1	W	2.0	SSW	1.9	SSW	4.2
平均 Mean		0.8		1.0		0.6		2.3		3.6		4.6		4.9		5.2

二月逐日風向及風速

coerp day, in the Month of December, 1937.

14		15		15		17		18		19		20		21		平均
向	速	向	速	向	速	向	速	向	速	向	速	向	速	向	速	Mean
Dir.	Vel.	Dir.	Vel.	Dir.	Vel.	Dir.	Vel.	Dir.	Vel.	Dir.	Vel.	Dir.	Vel.	Dir.	Vel.	
SSW	0.5	SW	0.6	SSW	0.5	SW	0.4	SE	0.8	S	2.8	S	0.3	SE	0.3	0.6
NE	0.5	NNE	0.4	SSW	0.3	NNE	0.3	S	0.8	S	0.6	SSW	0.6	SSW	0.7	0.9
NNE	0.3	NNE	0.7	NNE	0.3	NNE	0.3	NNE	0.3	S	0.4	SSW	1.0	SSW	0.4	0.9
SSW	3.0	W	3.7	NNE	2.1	NNE	0.3	NNE	0.1	SSE	0.4	NNE	0.3	SSE	1.0	2.6
SSW	0.3	S	0.3	SSW	1.0	SE	0.4	ESE	0.3	SE	0.5	SSW	1.6	SE	1.9	0.6
SSW	4.7	SSW	3.7	SW	4.7	SW	1.8	SSW	0.5	SW	2.2	SW	0.5	N	0.3	2.8
SSW	9.2	SSW	6.0	SSW	5.6	SSW	1.5	SSW	0.6	W	0.3	W	0.4	C	0.0	2.7
SSW	8.6	SSW	8.1	SSW	5.4	SSW	1.4	SSW	0.7	SSW	1.7	SSW	0.4	C	0.0	3.8
SSW	5.5	SSW	3.1	SSW	9.2	SSW	4.4	SSW	3.1	SSW	11.5	SSW	8.5	SSW	3.9	5.8
SE	1.1	SE	2.0	NNE	1.3	ESE	0.8	E	0.5	E	0.3	E	0.3	E	0.3	2.1
NNW	2.7	WSW	0.8	W	0.5	W	0.3	W	0.3	SW	0.4	NNW	9.3	C	0.0	1.1
SSW	3.0	SSW	3.0	SSW	7.1	SSW	1.5	WSW	0.5	WSW	3.0	NNW	0.5	NNW	0.3	3.1
SSW	7.5	SSW	5.8	SSW	2.3	SSW	3.7	SSW	1.2	SSW	0.4	SSW	0.4	N	0.3	3.5
SSE	3.0	S	5.3	S	5.0	SSE	0.8	S	0.1	SSW	0.3	SSW	0.3	C	0.0	1.6
S	4.9	S	4.6	S	4.0	SSW	8.3	WSW	2.7	SSW	4.0	SSW	2.4	C	0.0	2.6
SW	2.4	W	4.0	SSW	5.3	SSW	0.3	SSE	0.3	C	0.9	NNE	0.5	NNE	0.3	1.5
SSW	11.0	SSW	7.9	SSW	6.6	SSW	2.5	SSW	0.5	SSW	0.3	SSW	0.3	SSW	0.7	2.8
E	0.4	SSE	0.9	E	0.9	ESE	0.4	ESE	0.3	ESE	0.1	ENE	0.3	NNE	0.3	0.7
WSW	8.2	WSW	7.8	WSW	6.1	SSW	7.3	SSW	2.4	WSW	5.8	SSW	5.8	SSW	2.8	5.5
SSW	9.0	SSE	10.2	SSE	7.6	SSW	3.6	SSW	5.1	SSW	7.2	SSE	6.7	SSE	1.9	5.0
SSW	7.2	SSW	8.4	SSW	9.6	SSW	3.6	SSW	4.1	WSW	4.5	SSW	5.1	W	0.5	4.7
SSW	8.1	SSW	9.0	SSW	5.2	SSW	4.2	SSW	2.4	N	0.3	SE	0.4	C	0.0	4.5
WSW	6.2	SSW	5.3	W	7.1	W	3.8	WSW	3.1	SSW	4.2	SSW	1.0	C	0.0	4.7
SSW	6.6	SSW	8.4	SSW	7.3	SSW	9.5	SSW	3.0	NNW	0.3	C	0.0	NNE	0.3	3.8
WSW	12.6	WSW	6.0	SSW	0.9	SSW	5.8	WSW	4.1	NNW	0.5	ESE	0.4	C	0.0	4.6
SSW	1.1	SSW	4.3	SSW	0.4	SSW	2.0	SSW	0.5	SSW	0.8	SSW	0.4	C	0.0	0.8
SSW	2.9	SSW	3.6	SSW	6.7	SSW	1.6	SSW	6.3	WSW	1.9	SSW	2.7	SSW	0.9	3.6
SSW	4.4	SSW	4.2	W	4.5	SSW	3.7	SSW	1.0	SSW	3.5	SSW	1.6	SSW	0.5	2.7
SSW	4.4	SSW	6.6	SSW	4.5	SSW	3.6	SSW	5.1	SSW	3.3	SSW	3.1	SSW	3.9	4.5
SSW	7.0	SSW	4.0	SSW	11.5	SSW	6.0	SSW	3.9	WSW	5.2	SSW	5.1	C	0.0	4.7
SSW	5.3	SSW	9.9	SSW	3.1	SSW	2.8	WSW	0.5	SSW	0.3	SSW	0.4	SSW	0.6	2.1
	3.1		4.9		4.4		2.9		1.9		2.1		1.7		1.0	2.9

中華民國二十六年

Rainfall Amount, in (ths

時 日	H.	9-10	10-11	11-12	12-13	13-14	14-15	15-16	16-17
1		T	T	T	0.2	0.2			
2		5.4	1.5	1.3	0.9	0.2	9.2	0.4	0.9
3		0.9	0.9	1.3	0.8	1.2	0.9	0.4	0.1
4		T	T	0.5		0.1			
5		1.4	1.3	1.5	0.3	0.4	1.0	T	
6									
7									
8									
9									
10									
11									
12									
13									
14									
15									
16									
17									
18									
19									
20									
21									
22									
23									
24									
25									
26									
27		0.1	0.2	T	T	0.4	0.7	0.3	0.3
28									
29									
30									
31									
總計 Total		7.8	3.9	4.6	2.2	2.5	2.8	1.1	1.3

十二月逐日雨量 (mm)

Month of December, 1937. (mm)

17-18	18-19	19-20	20-21	本日 21-6	6-7	7-8	8-9	總計 Total	日期 Date
2'		0.3	0.4	8.9	0.8	1.3	0.8	12.9	1
0.8	0.5	0.3	0.1	0.8	0.4	0.9	0.7	15.3	2
	T	0.2	0.2	6.3	0.9	1.2	0.1	15.4	3
				6.2	2.6	2.2	1.4	13.0	4
				0.1				6.0	5
									6
									7
									8
									9
									10
									11
									12
									13
									14
									15
									16
									17
									18
									19
									20
									21
									22
									23
									24
									25
0.2	0.2	0.1	0.3	0.6	0.1	0.2	T	0.9	26
				1.6	1.6	0.1		2.1	27
									28
									29
									30
									31
1.0	0.7	0.9	1.0	27.5	6.4	5.9	3.0	72.6	總計 T.

中華民國二十六年十二月

Daily Values of Meteorological Elements

日期 Date	氣壓 pressure (600 mm +)	溫度 Temperature (°C)				草溫 Grass Temp. (°C)	地溫 Earth Temp. at the Depth of loam (°C)
		平均 Mean	最高 Max.	最低 Min.	相差 Range		
1	8.28	11.1	13.5	7.9	5.6	7.9	16.3
2	7.22	12.5	13.7	11.0	2.7	11.0	16.2
3	7.12	11.4	13.4	9.4	4.0	9.2	16.1
4	7.87	13.2	16.0	11.7	4.3	11.5	16.0
5	9.56	12.3	14.3	11.3	3.0	11.0	16.0
6	9.70	12.7	17.1	8.4	8.7	8.3	15.9
7	9.16	12.1	17.3	5.2	12.1	5.0	15.8
8	7.47	12.4	17.6	5.2	12.1	5.0	15.7
9	5.05	13.1	18.7	5.9	12.9	5.6	15.6
10	8.26	11.0	16.6	4.6	12.0	4.2	15.5
11	9.44	11.3	16.7	4.9	11.8	4.8	15.4
12	7.61	11.2	15.2	5.8	9.4	4.7	15.3
13	6.79	11.6	17.3	3.3	14.0	1.8	15.2
14	9.11	11.5	17.6	2.4	15.2	1.0	15.1
15	9.92	10.9	16.1	5.0	11.1	4.6	15.0
16	8.19	12.1	20.8	3.9	16.9	2.0	14.9
17	6.65	12.0	18.4	1.6	16.8	1.0	14.8
18	8.86	8.1	12.0	5.3	6.7	3.5	14.7
19	4.97	13.1	18.5	6.6	11.9	6.0	14.6
20	4.72	13.3	18.5	5.6	12.9	4.1	14.5
21	5.88	12.2	19.0	4.8	13.2	4.6	14.4
22	4.45	14.4	20.2	6.9	13.3	5.2	14.3
23	3.86	14.7	20.3	6.6	13.7	5.6	14.2
24	6.12	13.7	20.3	4.4	15.9	2.5	14.1
25	6.96	14.6	21.5	5.7	15.8	3.0	14.0
26	7.32	12.5	14.5	16.3	4.0	9.0	13.9
27	6.54	11.1	13.0	9.3	3.7	8.8	13.9
28	6.41	10.2	12.1	7.2	4.9	7.2	13.9
29	7.98	12.6	17.5	5.7	11.8	4.3	14.0
30	8.12	13.3	19.0	6.4	12.6	5.3	14.0
31	9.19	13.8	21.2	5.6	15.6	3.9	14.0
總量或平均 T. or M.	7.38	12.3	17.0	6.4	10.6	5.6	14.9

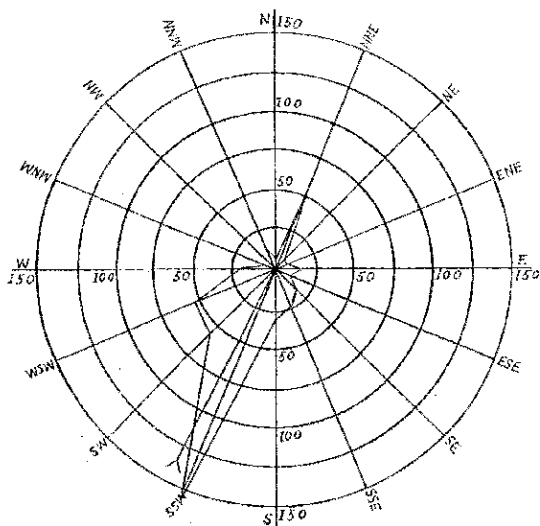
逐日氣象平均要素表

in the Month of December, 1937.

濕度		雲量 Amount of cloud 0-10	風		雨		能見度 Vis. 0-9	蒸發量 Amount of Evap- ora- tion	雜項 Miscell- aneous Informa- tions
絕對 Absolute mm	相對 Relative %		平均速 Mean vel. m/s	最盛行 Dir. Domin	量 Amf. mm.	時數 Dur. h			
8.66	92.9	10.0	0.6	S	12.9	12.0	2.6	0.6	●●●●●
9.45	92.9	10.0	0.9	SE	15.3	18.6	3.2	0.5	
8.80	92.4	10.0	0.9	NNE	15.4	20.8	2.6	0.4	
10.23	99.0	8.5	2.6	SSE	13.0	9.5	5.9	0.8	
9.16	91.9	9.8	0.6	SSW	6.0	6.6	3.2	0.8	●●●●●
8.32	79.1	2.1	2.8	SSW			6.1	1.2	
7.61	77.6	3.1	2.7	SSW			5.3	1.5	
7.61	76.6	3.2	3.8	SSW			5.7	1.4	
7.40	69.3	1.6	5.8	SSW			6.9	2.0	●●●●●
6.42	68.9	7.4	2.1	NNE			5.1	1.4	
6.95	70.9	8.6	1.1	W			4.9	1.2	
6.87	62.7	5.8	3.1	WSW			5.8	1.0	
6.69	70.8	0.1	3.5	SSW			4.9	2.0	●●●●●
7.15	77.2	0.6	1.6	S			3.7	1.8	
6.80	76.8	3.6	2.6	S			3.4	1.8	
7.70	72.5	0.0	1.5	NNE			4.4	2.8	
6.95	68.3	2.8	2.8	SSW			4.3	1.8	●●●●●
5.74	76.7	9.9	0.7	NNE			4.3	1.5	
7.47	72.3	6.8	5.5	SSW			6.1	2.0	
7.36	74.0	3.5	5.0	SSW			5.0	1.8	
6.89	73.0	7.3	4.7	SSW			4.7	1.9	●●●●●
7.21	61.7	2.2	3.5	SSW			6.6	2.2	
6.83	56.8	1.4	4.7	WSW			6.3	2.5	
6.70	61.2	0.7	3.8	SSW			4.9	2.2	
7.02	62.4	3.7	4.6	WSW			5.6	1.9	●●●●●
7.85	77.0	9.9	0.8	SSW	0.9	4.5	5.1	1.5	
7.93	87.1	10.0	3.6	SSW	9.1	20.2	4.5	1.2	
7.31	88.1	10.0	2.7	SSW			4.1	1.0	
7.60	76.4	0.8	4.5	SSW			5.3	1.7	●●●●●
7.84	75.3	0.6	4.7	SSW			6.1	1.7	
7.39	67.3	0.0	2.1	SSW			5.7	2.0	
7.58	75.8	8.0	2.9	SSW	72.6	92.2	4.9	48.1	

中華民國二十六年十二月份風向圖

Wind Rose for December, 1937.



風向次數

Frequency

合成風向

Resultant direction

方向	Dir.	N	NNE	NE	ENE	E	ESE	SE	SSE	S	SSW	SW	WSW	W	WNW	NW	NNW	V	C
次數	Frequency	5	62	7	8	13	8	17	24	31	157	56	32	21	5	10		17	
百分數	%	1.0	12.5	1.4	1.6	3.0	1.6	3.4	4.9	6.3	31.7	11.3	10.7	4.2	1.0	2.0		3.4	

1938

年

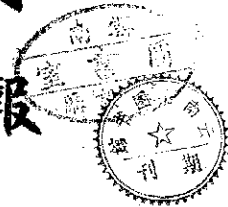
3卷 1-6 期

雲南省立
昆明測候所

氣象月報

第三卷 第一期

龔自知題



中華民國二十七年一月份

444
1027

MONTHLY METEOROLOGICAL BULLETIN

OF

METEOROLOGICAL STATION OF YUNNAN PROVINCE,
KUNMING.

January, 1938.

Vol. 3, NO. 1.

目 次

Table of Contents

本月份天氣概況 *A Summary of Weather Conditions, during the
Month of January, 1938.*

本月份氣象概要 *Monthly Summary.*

氣壓 *Barometric Pressure.*

溫度 *Air Temperature.*

絕對濕度 *Absolute Humidity.*

相對濕度 *Relative Humidity.*

雲狀與雲向 *Cloud: Form and Direction.*

雲量 *Cloud Amount.*

能見度 *Visibility.*

風向與風速 *Wind Direction and Velocity.*

雨量 *Amount of Rainfall.*

逐日氣象平均要素 *Daily Values of Meteorological Elements.*

凡例 *Explanatory Remarks.*

各角氣象要素總圖 *March of Different Meteorological Elements.*

風向圖 *Wind Rose.*

民國二十七年一月份昆明天氣概況

一、月

本年昆明一月份天氣，比去年十二月份稍為豐沛之後，初旬有兩天一日，中旬有兩天三日，除天一日，下旬晴雲無雨，全月得雨1.3m.m.僅有歷年同月標準平均數2.5m.m.六分之一強，雨量雖不為充足，然較諸去年一月份，極端亢旱，前雨未降，實堪旱多矣！

本月氣壓平均，尚近乎適當；惟西南西風力甚大；氣溫感變較著！平均12.3°C.比往年標準數增高2.7°C.氣溫極端最低比去年昇高2.2°C.最低平均比去年亦高2.4°C.有霜日數，比去年減少七日；月終猶未見霜！是知去年雨季延長，北方寒潮至本月，尚未充分發展也。

天氣自去年十二月二十九日起，即轉晴天，本月一日至五日，連朝霧低霜野，空淨無雲，二日十四時，氣溫極端最高達22.4°C.十六時，氣壓低至603.66m.m.三日十三時，相對濕度小至31.5%，旋即氣溫漸降，氣壓漸昇，相對濕度漸大；六日，雲霧南下之不遠而往，雲量增多，風轉東北；七日，雲霧漸散，十時，氣壓極高最高達613.26m.m.午後得雨0.4m.m.

八日，至十日，天氣漸轉晴強；十一日天陰，午後雷雨；十三日至十五日，但見陰天晴，十四日天晴，氣溫極端最低達0.1°C.十六日夜間得雨0.1m.m.十七日，復得雨0.2m.m.十八日午後，日旁現彩虹，夜間降雨0.6m.m.為本月較多雨量；十九日十四時，風力甚大，每小時18.8m.氣壓低至604.66m.m.風暴過來！

下旬，自二十一日起，至月終，接連十日，天氣驟晴，日朗雲稀，甚覺年熱，霜露迭見；三十日十六時，氣壓極端最低達603.36m.m.甚覺風涼最矣。

再者：昆明本月廿日，二十一時半，發生強烈地震，歷時未久，餘震不絕；同時，附近呈貢一帶，初震甚烈，房屋倒塌，為時約一分鐘；繼而延至上午五時先震，由東而南，門窗搖搖有聲，人民由夢中驚醒，約二三分鐘始停，幸無損害！

中華民國二十七年一月氣象總要

Monthly Summary for January, 1938.

		氣壓	Air Pressure
極端最高	Extreme maximum	613.26mm	在 7 日 10 時 on 7 th 10h
極端最低	Extreme minimum	603.26mm	在 30 日 16 時 on 30 th 16h
平均 Mean	本年 Present 往年 Past	607.62mm 597.03mm	

		氣溫	Air Temperature
極端最高	Extreme maximum	22.4°C	在 2 日 14 時 on 2nd 14h
極端最低	Extreme minimum	0.1°C	在 14 日 8 時 on 14th 8h
最高平均	Mean maximum	18.1°C	
最低平均	Mean minimum	4.7°C	
平均 Mean	本年 Present 往年 Past	12.5°C 9.6°C	

		風	Wind
最大風速	Maximum velocity	18.8m/s	在 19 日 14 時 on 19th 14h
合成風向	Resultant direction		S39°12' W

		降水量	Precipitation
雨量	Rain fall		1.3mm
標準雨量	Normal Rain		7.5mm

		雜記	Miscellaneous Informations
晴天日數	Clear days		19
曇天日數	Partly cloudy days		7
陰天日數	Cloudy days		1
雨天日數	Rainy days		4
有濕霧日數	Days with wet fog		1
有霧日數	Days with fog		5
有低霧日數	Days with ground fog		25
有霜日數	Days with hoar frost		21
有露日數	Days with dew		4
有大風日數	Days with gale		1

中華民國二十七年

		Barometric pressure of every day in											
時 H.		1	2	3	4	5	6	7	8	9	10	11	12
日 D.													
1		9.5	9.3	9.1	9.0	8.9	8.96	9.16	9.56	9.76	9.86	9.16	9.16
2		7.5	7.4	7.0	7.0	6.9	6.35	6.56	6.96	7.26	7.16	6.56	5.76
3		5.1	5.1	5.0	5.0	5.0	4.95	5.86	6.16	6.76	6.56	6.16	5.56
4		6.8	6.9	6.8	6.7	6.6	6.86	7.16	7.56	7.96	7.96	7.26	6.36
5		6.9	6.9	6.9	6.9	7.0	7.36	8.16	8.56	9.06	9.06	8.66	7.66
6		8.0	8.0	8.0	8.0	8.0	8.06	8.66	9.16	9.56	9.76	9.16	8.26
7		11.3	11.3	11.3	11.3	11.2	12.16	12.26	12.76	12.86	13.26	12.86	11.76
8		9.1	9.0	9.0	8.9	8.9	8.96	9.46	9.96	10.66	10.46	9.76	9.96
9		10.9	11.0	11.0	10.9	10.9	11.66	11.26	12.06	12.46	12.46	12.16	11.46
10		9.5	9.5	9.3	9.1	9.1	9.26	9.76	10.06	10.26	10.46	10.06	9.16
11		10.0	9.9	9.9	8.8	9.8	9.96	10.06	10.66	11.56	11.66	11.26	10.76
12		10.6	10.5	10.1	10.0	9.9	9.86	9.96	10.36	10.96	10.96	10.56	9.76
13		9.7	9.6	9.4	9.3	9.3	9.56	9.76	9.76	10.16	10.46	9.96	9.16
14		9.2	9.0	8.8	8.5	8.2	8.56	8.56	8.86	9.46	9.46	9.16	8.46
15		8.6	8.5	8.0	8.0	8.0	7.86	7.86	7.96	8.56	8.56	7.66	6.66
16		6.6	6.5	6.0	6.0	6.0	6.26	6.46	7.26	7.26	7.56	7.26	6.56
17		7.3	7.2	7.0	6.9	6.7	6.66	7.06	7.26	7.86	8.06	7.56	7.06
18		7.1	7.0	6.8	6.6	6.3	6.26	6.76	7.16	7.06	7.56	7.26	6.56
19		6.9	6.7	6.3	6.2	6.1	6.16	6.56	6.66	6.76	7.06	6.66	5.86
20		6.4	6.3	6.2	6.1	6.3	6.36	6.46	7.06	7.66	7.86	7.46	7.06
21		7.8	7.6	7.4	7.5	7.6	7.86	8.36	9.16	9.86	10.16	9.86	9.16
22		9.3	9.1	9.0	9.0	8.9	9.06	9.36	9.66	9.96	10.46	9.96	9.26
23		9.2	9.1	9.0	8.9	8.9	9.46	9.56	9.76	10.16	10.16	9.96	9.26
24		8.1	8.1	8.0	7.9	7.9	8.26	8.56	9.16	9.66	9.76	9.46	8.76
25		8.0	8.0	7.9	7.7	7.7	7.96	8.66	9.06	9.36	9.56	9.26	8.56
26		8.9	8.9	8.6	8.5	8.3	8.46	8.96	9.46	9.46	9.66	9.06	8.16
27		6.5	6.4	6.3	6.3	6.3	6.76	7.16	7.56	7.96	7.96	7.46	6.96
28		6.1	6.3	6.0	5.9	5.6	5.76	6.16	6.46	7.16	7.46	6.86	6.26
29		5.6	5.5	5.2	5.1	5.0	5.56	5.86	6.46	6.96	7.16	6.86	6.56
30		6.8	6.8	6.1	6.0	5.9	5.96	6.16	6.46	6.46	6.46	5.96	5.16
31		4.5	4.5	4.2	4.0	4.0	4.46	5.16	5.56	6.06	6.26	7.06	6.36
平均 Mean		8.0	7.9	7.7	7.6	7.6	7.77	8.12	8.53	8.95	9.07	8.66	7.91

一月逐日氣壓 (600mm+)

the Month of January, 1938. (600mm+)												
13	14	15	16	17	18	19	20	21	22	23	24	平均 Moon
7.46	7.06	5.26	6.25	6.36	6.56	6.66	6.95	7.16	7.6	7.6	7.6	8.08
4.86	4.26	3.76	3.65	3.66	4.06	4.36	4.55	4.96	5.0	5.0	5.6	5.65
4.76	4.56	4.26	4.36	4.36	4.76	4.86	5.86	5.36	6.4	6.5	6.6	5.44
5.66	5.06	5.06	5.06	3.06	5.36	5.56	6.06	6.36	6.6	6.9	6.9	6.44
6.66	5.96	5.76	5.76	5.86	6.36	6.66	7.16	7.66	8.0	8.0	8.1	7.29
7.96	7.16	7.16	7.86	8.56	9.56	10.36	10.56	11.06	11.1	11.2	11.3	9.02
10.76	9.76	9.36	9.06	9.06	9.16	9.36	9.56	9.66	9.7	9.5	9.4	10.78
8.36	8.06	7.66	7.86	8.16	8.76	9.26	9.96	10.16	10.6	10.7	10.7	9.20
10.46	9.66	9.06	8.96	8.96	9.26	9.56	9.56	9.56	9.9	9.8	9.7	12.50
8.36	7.96	7.96	7.86	8.16	8.46	8.96	9.36	9.56	10.0	10.0	10.0	9.27
9.66	9.36	9.06	9.06	9.36	10.16	10.56	10.76	10.96	11.0	11.0	10.9	10.30
8.96	8.16	7.96	7.96	8.06	8.36	8.96	9.46	9.86	9.9	9.9	9.8	9.62
8.86	8.76	8.46	8.46	8.56	8.76	9.36	9.66	9.76	9.9	9.9	9.8	9.43
7.66	6.86	6.46	6.46	6.86	6.96	7.36	7.96	8.36	8.7	8.6	8.7	8.22
3.96	5.46	4.56	4.66	4.76	5.36	5.76	6.16	6.46	6.9	7.0	6.9	6.91
5.76	5.26	5.16	5.06	5.26	5.56	5.76	6.36	6.86	7.1	7.1	7.3	6.35
6.46	6.26	5.56	5.66	5.96	6.06	6.56	7.06	7.16	7.2	7.2	7.1	6.87
5.66	5.56	5.56	5.66	5.86	5.86	6.06	6.46	7.0	7.0	7.0	7.0	6.53
5.06	4.76	4.66	4.66	4.76	5.06	5.36	5.56	6.26	6.4	6.4	6.4	5.97
6.46	5.76	5.46	5.46	5.66	5.96	6.56	7.46	8.56	8.8	8.9	9.0	6.69
7.66	7.46	7.16	7.16	7.26	7.66	7.96	8.9	9.26	9.4	9.4	9.4	8.38
8.96	7.36	6.96	6.66	7.06	7.46	7.86	8.4	8.96	9.0	9.2	9.2	8.77
8.16	7.66	7.36	7.06	7.16	7.26	7.46	7.76	7.86	8.1	8.1	8.1	8.56
7.36	6.96	6.56	6.56	6.56	6.76	7.26	7.4	7.76	8.0	8.0	8.0	7.96
7.66	7.26	7.06	7.06	7.26	7.56	7.86	8.16	8.56	8.8	8.9	9.0	8.19
6.96	6.36	5.76	5.56	5.66	5.66	6.16	6.46	6.66	6.7	6.6	6.6	7.57
6.06	5.16	4.86	4.86	5.16	5.36	5.66	6.16	6.36	6.6	6.7	6.5	6.38
5.26	4.56	4.26	4.06	4.36	4.36	4.66	5.46	5.56	5.8	5.8	5.7	5.68
6.06	4.96	4.56	4.86	5.06	5.86	6.26	6.46	6.76	6.9	7.0	6.9	5.98
4.36	3.86	3.46	3.26	3.46	3.76	4.06	4.26	4.56	4.6	4.5	4.5	5.12
4.86	4.16	3.86	3.96	4.36	4.76	5.46	5.86	6.36	6.8	6.9	7.0	5.27
7.05	6.49	6.14	6.16	6.34	6.68	7.06	7.45	7.77	8.0	8.0	8.0	7.62

中華民國二十七年

Air Temperature of every day, in

日 D.	6	7	8	9	10	11	12	13
1	5.2	5.1	6.0	9.0	14.5	16.9	18.7	20.1
2	6.5	6.1	6.9	10.2	15.7	19.7	20.3	21.6
3	8.3	8.1	9.0	12.1	16.4	19.1	20.3	21.2
4	5.1	5.0	5.7	9.0	17.2	16.6	18.5	20.3
5	5.8	5.3	5.9	8.0	12.8	15.5	17.8	19.0
6	5.9	5.9	7.2	10.0	13.5	14.1	16.5	18.7
7	6.8	2.2	2.1	2.5	2.5	2.9	3.0	3.4
8	6.5	6.8	7.6	9.1	12.1	12.0	14.7	16.5
9	3.1	2.9	2.8	3.0	3.3	4.1	4.4	5.2
10	3.2	3.1	3.7	7.4	10.5	12.4	13.2	14.2
11	7.3	6.9	7.1	8.2	8.8	9.9	10.2	12.0
12	7.3	7.3	7.7	9.4	11.1	12.0	14.2	15.5
13	2.9	2.5	3.3	6.0	9.6	12.8	14.8	15.3
14	1.2	1.0	1.7	4.7	3.6	11.8	13.9	15.0
15	3.4	3.5	4.4	8.6	11.3	13.5	15.2	16.8
16	5.6	6.0	6.9	8.3	12.1	13.4	14.8	17.3
17	9.1	9.1	9.6	11.9	12.5	13.6	13.9	13.4
18	8.6	7.9	8.2	9.6	11.5	13.6	14.7	16.5
19	6.3	6.1	6.4	9.8	12.1	13.1	16.3	17.0
20	7.2	6.6	6.7	9.8	13.6	15.8	16.3	16.6
21	4.8	4.7	4.9	6.5	11.1	13.6	15.3	16.3
22	3.8	3.5	4.3	7.1	12.6	14.6	15.8	17.3
23	3.6	3.2	3.5	9.1	13.1	15.1	16.5	17.6
24	6.4	6.3	7.6	10.3	14.1	16.2	18.3	19.4
25	6.3	5.8	6.1	10.1	15.9	18.2	19.7	21.2
26	7.5	6.6	6.9	10.9	15.6	18.1	20.1	21.7
27	7.1	6.9	7.7	11.3	15.1	17.6	19.0	19.8
28	5.7	5.3	5.9	10.0	15.0	17.5	19.1	19.8
29	9.5	9.5	10.1	12.3	15.6	17.4	19.8	20.3
30	5.5	4.8	5.9	9.3	15.1	16.9	18.8	20.1
31	6.4	6.1	6.7	10.0	15.5	17.8	19.2	20.6
平均 Mean	5.9	5.6	6.2	8.8	12.4	14.4	15.9	17.1

一月逐日氣溫 (°C)

The Month of January, 1938. (°C)								
14	15	16	17	18	19	20	21	平均 Mean
19.4	18.8	18.1	17.0	15.8	14.6	13.2	11.3	14.0
21.0	20.2	19.4	17.3	15.6	13.8	13.2	11.6	14.9
21.3	19.8	19.0	17.3	15.1	13.2	12.4	11.2	15.3
19.9	19.3	18.5	17.1	14.9	14.6	12.8	11.9	14.2
18.7	18.4	17.7	16.3	14.6	13.7	12.8	11.8	13.4
18.7	17.9	12.7	11.0	8.5	6.5	6.4	6.0	11.2
3.6	3.3	3.6	3.6	3.7	4.0	4.3	4.5	3.5
15.6	15.8	14.1	13.4	12.0	11.0	9.8	8.4	11.6
6.5	7.9	8.6	8.3	6.6	5.6	4.9	4.6	5.1
14.1	14.3	14.1	12.7	11.5	10.3	9.2	8.7	10.5
11.4	11.3	11.3	10.9	10.5	10.2	10.2	9.9	9.8
15.7	15.2	14.3	13.2	11.5	10.2	9.0	8.1	11.4
15.3	14.6	14.3	12.7	11.1	9.6	8.6	6.8	10.0
15.6	15.8	15.1	14.0	12.3	10.6	9.3	8.9	9.7
16.8	16.7	15.8	14.6	12.8	11.6	10.4	9.3	11.6
17.3	15.4	15.1	14.2	13.0	12.0	11.2	11.0	12.1
14.1	15.0	15.6	14.1	12.8	12.1	11.1	10.7	12.4
15.8	15.3	14.6	14.1	13.4	11.5	10.6	10.0	12.2
17.3	16.7	15.5	14.1	13.3	11.9	10.9	10.3	12.4
17.3	16.1	15.9	14.4	13.0	12.0	11.0	10.1	12.6
15.7	15.2	15.2	14.2	12.0	11.2	10.3	9.2	11.3
17.2	16.8	16.1	15.1	12.7	11.0	10.9	9.4	11.8
17.6	17.3	16.5	15.3	13.6	12.4	11.4	11.1	12.4
18.6	18.7	18.4	17.0	15.1	15.0	12.5	11.8	14.1
20.5	20.0	19.4	18.3	15.5	13.8	13.1	12.6	14.8
21.3	20.6	19.6	18.2	16.3	14.9	13.6	12.4	15.3
19.7	19.1	18.0	16.6	15.2	14.0	13.0	12.2	14.5
19.7	19.3	18.4	17.3	15.7	14.2	14.6	12.8	14.4
19.5	18.5	18.0	17.5	15.8	14.3	13.4	12.3	15.3
19.9	18.7	18.8	17.5	15.9	14.7	14.6	12.6	14.3
20.9	20.5	19.9	18.9	17.0	15.3	13.9	13.4	15.1
17.0	16.6	15.9	14.7	13.1	11.9	11.0	10.2	12.3

中華民國二十七年

Absolute Humidity of coerp day.

日 時 D.	6	7	8	9	10	11	12	13
1	5.52	5.36	5.52	7.32	7.62	8.33	8.44	8.15
2	5.00	4.85	5.54	6.02	6.82	8.30	7.91	7.54
3	5.02	4.20	4.66	6.00	6.18	7.99	6.92	6.40
4	5.08	5.08	5.09	6.54	7.22	8.19	7.14	7.31
5	5.09	5.36	5.52	6.54	7.21	8.04	8.19	7.98
6	5.98	5.98	5.98	7.91	8.52	8.71	8.96	8.68
7	4.05	4.05	4.05	4.05	4.03	4.30	4.30	4.54
8	5.98	5.98	6.25	7.10	7.73	7.11	8.28	8.71
9	4.54	4.30	4.30	4.54	4.54	4.68	4.94	5.02
10	5.38	5.36	5.52	6.57	6.80	5.02	7.21	7.22
11	6.02	5.54	6.25	6.77	6.54	7.09	6.80	7.73
12	6.25	6.25	6.57	6.54	7.16	6.00	6.66	6.46
13	4.54	4.30	4.54	5.81	6.83	7.74	6.69	6.69
14	3.68	3.68	3.68	5.08	6.77	7.39	7.22	6.69
15	4.68	4.68	5.08	6.30	7.39	7.32	6.69	6.95
16	5.52	5.81	5.98	6.77	7.11	7.21	7.54	8.19
17	6.59	6.85	7.09	7.59	7.74	7.21	7.22	7.22
18	6.54	6.77	6.77	7.09	7.73	7.50	6.98	7.15
19	5.81	5.52	5.54	7.09	6.59	6.69	6.54	6.29
20	6.54	5.54	5.54	6.02	6.35	6.46	6.54	6.46
21	4.66	4.85	4.66	5.29	6.57	6.71	6.69	5.88
22	4.68	4.68	5.93	5.98	6.87	6.69	6.18	6.95
23	4.27	4.27	5.36	6.83	7.74	7.99	7.19	6.66
24	5.98	5.54	6.30	7.16	7.22	6.54	7.98	7.44
25	5.54	5.81	5.81	6.59	6.82	7.67	7.91	7.71
26	6.02	5.54	5.54	6.57	7.47	7.38	7.91	7.71
27	5.25	5.70	6.02	7.39	6.69	7.67	7.14	7.91
28	5.09	5.09	5.52	7.09	7.99	7.67	8.44	7.91
29	6.59	6.02	6.59	6.99	6.18	6.66	7.20	7.62
30	5.09	5.98	5.52	6.82	7.99	8.19	7.73	8.52
31	5.54	5.81	5.54	7.68	7.47	8.68	8.15	8.97
平均	5.35	5.28	5.54	6.49	6.96	7.21	7.19	7.26
Mean	5.35	5.28	5.54	6.49	6.96	7.21	7.19	7.26

一月逐日絕對濕度 (mm)

In the Month of January, 1938. (mm)

14	15	16	17	18	19	20	21	平均 Mcon
9.26	8.15	8.15	7.67	6.82	6.69	6.71	6.35	7.26
7.34	6.62	6.62	6.70	6.92	5.83	6.06	6.59	6.55
6.92	7.20	6.85	6.13	5.65	5.35	5.47	6.00	6.07
7.91	7.67	7.11	6.42	6.18	6.47	6.87	6.00	6.68
8.44	7.14	6.99	6.93	6.69	6.98	7.21	7.21	6.97
8.44	7.98	6.35	6.02	5.02	5.29	5.20	5.52	6.91
4.27	4.68	4.68	4.68	4.94	4.94	5.08	3.36	4.50
7.47	7.10	7.22	7.22	6.87	7.39	7.09	6.06	7.14
5.61	6.02	6.77	6.30	5.81	5.36	5.08	5.08	5.20
7.22	7.22	6.99	6.59	7.11	6.37	6.59	6.33	6.51
7.39	7.39	7.39	7.58	7.40	7.09	7.40	7.40	6.99
6.82	6.82	6.69	6.06	6.09	5.73	6.02	6.06	6.34
6.46	6.46	6.69	6.39	6.57	6.02	6.06	5.25	6.08
6.46	5.95	5.95	6.06	6.59	6.57	6.31	6.02	5.91
6.35	6.95	6.82	6.69	6.59	6.59	6.57	6.02	6.39
7.24	6.18	6.46	6.69	6.35	6.59	6.57	6.88	6.58
7.34	7.49	7.47	6.98	7.21	7.39	7.11	7.68	7.29
6.82	6.82	6.69	6.98	7.22	7.11	7.16	6.80	7.01
6.99	5.64	6.18	5.55	6.06	6.59	5.20	6.07	6.69
6.29	5.68	6.18	5.55	5.83	6.35	6.35	5.73	6.04
6.18	5.95	5.37	6.05	5.76	5.78	5.49	6.02	5.78
6.29	6.29	6.18	5.98	6.35	5.29	5.49	6.02	5.93
7.07	6.66	6.29	6.16	6.06	6.07	6.59	6.28	6.98
7.44	7.14	6.70	6.95	6.82	6.47	6.59	6.69	6.79
6.92	6.92	6.05	7.14	6.82	6.69	6.71	6.59	6.73
7.34	6.05	6.62	5.99	6.00	6.46	6.06	6.39	6.57
7.20	6.85	6.43	6.29	6.18	6.47	5.83	6.07	6.55
7.91	7.20	7.44	6.99	7.47	7.34	7.22	7.21	7.10
7.91	8.44	8.20	7.98	7.52	6.09	6.71	6.39	7.12
7.29	6.62	7.14	6.99	7.19	7.10	7.22	6.59	6.89
8.68	7.94	7.62	7.44	8.26	7.47	6.69	7.22	7.45
7.15	6.87	6.73	6.56	6.52	6.42	6.35	6.33	6.51

中華民國二十七年

Relative Humidity of every day.

日 D.	Relative Humidity of every day.											
	1	2	3	4	5	6	7	8	9	10	11	12
1	80.8	82.5	85.0	85.5	85.4	86.0	86.2	87.5	87.0	72.5	56.5	50.0
2	69.0	64.0	67.5	67.6	64.0	66.0	69.0	70.4	64.0	50.0	41.0	36.2
3	60.0	59.0	60.0	60.0	59.5	57.5	56.0	57.4	52.5	44.8	35.0	32.5
4	67.4	70.0	72.0	73.0	77.4	80.0	82.2	82.6	81.5	70.0	57.4	48.5
5	73.0	75.0	79.0	80.0	82.5	83.0	87.5	87.5	82.5	73.0	65.0	59.7
6	82.5	85.0	85.0	85.5	87.0	88.8	89.7	90.0	90.0	80.5	73.0	67.0
7	87.3	87.5	87.5	86.0	82.8	90.0	90.0	90.0	90.0	90.0	90.0	92.0
8	95.0	95.0	94.6	94.2	93.8	93.0	93.0	92.6	91.0	84.0	77.5	75.6
9	87.7	87.6	88.0	88.0	88.5	89.0	89.8	90.0	91.0	90.8	90.0	89.0
10	92.2	92.0	92.0	92.0	92.0	91.8	92.3	92.3	91.0	81.0	72.5	67.5
11	88.5	88.2	88.2	88.5	89.7	90.0	91.0	91.8	91.5	90.6	87.6	86.0
12	87.6	89.0	89.2	90.7	91.0	91.4	92.0	92.0	87.0	77.6	71.5	59.0
13	82.5	83.0	85.0	85.8	87.0	87.4	90.0	90.2	90.2	85.0	72.5	61.0
14	82.5	83.0	85.0	87.0	87.0	87.5	89.5	92.2	90.0	84.0	75.0	61.0
15	80.7	81.5	83.0	85.0	85.6	87.4	89.8	90.1	82.5	74.5	64.0	56.6
16	77.5	79.0	80.2	81.5	82.0	84.0	85.2	86.0	87.0	77.5	69.0	62.5
17	82.0	82.4	82.5	82.5	83.0	83.8	84.5	85.3	85.6	80.1	71.0	69.7
18	85.8	86.0	87.0	87.5	89.0	89.7	89.7	91.0	92.4	89.0	79.0	67.4
19	85.3	86.5	87.0	87.5	88.0	88.0	89.0	89.0	91.5	85.0	65.0	50.6
20	75.8	76.8	78.3	79.5	79.0	79.0	80.0	87.2	78.0	59.0	53.0	47.3
21	76.0	76.0	78.0	80.8	81.5	82.0	84.0	85.0	80.0	75.0	65.0	56.0
22	74.0	76.0	73.0	80.0	82.5	85.5	86.0	87.1	86.5	75.0	62.5	58.0
23	77.5	81.0	82.5	85.0	84.4	86.5	88.0	89.0	90.0	79.0	72.5	67.5
24	82.0	82.4	86.0	86.5	87.3	86.0	86.0	90.0	92.0	89.7	74.0	56.5
25	75.0	75.0	77.0	76.5	77.0	79.0	80.5	81.0	80.0	89.0	88.0	44.0
26	69.5	69.7	71.2	72.5	73.2	74.2	78.0	79.0	77.6	67.6	55.0	48.8
27	76.0	76.4	76.4	78.0	80.0	82.5	82.5	83.0	84.5	75.0	57.5	50.5
28	71.0	74.0	77.3	78.8	80.2	81.5	83.8	85.5	85.0	70.0	58.0	52.5
29	76.8	75.5	73.1	73.0	75.0	77.5	78.8	80.0	72.5	65.0	56.5	53.0
30	74.0	76.5	80.0	81.0	82.5	83.0	87.6	87.6	82.5	71.0	69.0	54.0
31	78.5	80.2	83.1	85.0	86.0	87.5	89.0	89.4	88.0	72.5	64.0	52.5
平均 Mean	79.1	79.9	81.3	82.1	83.0	84.0	85.5	86.0	84.0	74.5	64.7	58.9

一月逐日相對濕度 (%)

in the Month of January, 1930. (%)

13	14	15	16	17	18	19	20	21	22	23	24	平均 Mean
41.0	39.0	42.0	41.5	44.2	45.8	47.0	50.0	57.5	60.8	64.2	66.5	64.4
34.8	33.8	32.0	32.2	34.0	36.2	59.0	49.1	54.0	53.0	60.0	60.0	52.6
31.5	32.0	34.0	36.0	41.5	46.0	51.0	53.0	57.5	56.2	62.5	63.8	59.0
31.0	40.2	50.3	41.5	41.7	47.6	50.0	52.1	57.3	60.0	69.0	70.0	61.4
53.0	47.5	45.5	44.3	47.3	49.5	67.0	70.8	75.0	80.0	82.0	81.8	69.6
54.5	52.6	52.4	69.0	89.0	83.1	86.0	86.2	86.6	86.2	86.2	86.2	79.7
91.8	90.0	90.0	92.5	93.7	91.2	95.3	95.3	95.0	95.0	95.0	95.0	91.5
62.5	57.7	57.5	58.5	60.5	66.0	72.5	81.5	81.5	86.0	87.0	87.5	80.7
89.0	87.5	82.6	82.4	82.6	82.7	85.2	87.5	89.0	90.0	99.2	91.0	87.9
62.4	67.0	60.5	58.0	61.0	67.6	72.0	79.0	82.0	85.9	87.5	88.0	79.7
82.0	89.0	82.4	81.2	81.2	81.5	84.0	84.2	85.0	85.8	87.6	87.5	86.4
55.9	53.0	52.8	53.0	45.0	62.3	68.5	71.0	74.0	76.0	79.2	80.0	74.8
54.0	55.1	59.6	59.0	60.0	62.3	69.0	72.0	77.4	77.5	79.5	80.8	75.3
95.0	81.0	45.3	41.0	45.2	54.0	69.0	72.3	79.0	79.0	80.0	80.6	73.2
50.0	47.8	45.0	47.3	47.0	52.4	60.0	66.0	69.0	71.2	74.0	76.0	69.5
53.0	49.2	2.5	55.0	58.0	64.0	69.6	72.5	74.0	75.0	77.0	81.0	72.2
70.3	68.8	64.0	62.6	64.0	67.5	74.0	82.0	83.0	84.0	84.0	85.2	77.6
56.0	54.7	57.0	58.0	59.0	62.0	79.0	79.4	80.2	80.8	82.5	84.9	77.5
47.3	44.8	43.8	47.4	48.0	50.0	59.0	65.0	69.6	70.5	72.4	74.2	68.6
45.0	42.6	42.6	42.7	47.5	52.5	57.5	60.1	65.0	67.5	70.2	73.8	63.9
51.5	49.0	48.4	47.6	47.5	49.8	53.0	57.5	62.6	65.0	67.5	70.2	66.2
51.0	45.8	42.0	40.6	40.6	41.4	48.0	51.8	57.0	64.3	70.0	72.5	64.5
51.0	50.1	49.0	48.0	49.0	50.0	56.0	62.0	69.5	71.0	76.7	79.0	70.6
42.6	41.6	41.6	41.6	42.0	47.5	54.0	58.2	63.2	63.2	67.5	70.4	66.6
37.5	36.5	37.0	36.8	37.0	39.8	44.0	49.8	54.0	59.8	61.5	65.0	58.8
39.0	33.8	33.8	34.0	36.0	39.0	45.0	49.0	59.0	66.0	70.5	72.0	58.9
47.5	44.5	42.4	42.4	44.0	47.1	50.5	52.8	58.0	60.5	65.0	68.0	63.5
49.0	47.5	47.3	48.0	50.0	53.0	60.0	65.0	69.6	70.6	72.0	75.0	66.9
48.5	47.5	47.4	47.5	48.5	49.7	52.5	55.5	59.9	63.0	67.3	70.0	63.1
49.5	47.5	45.5	45.0	46.5	55.0	59.0	64.0	67.4	69.0	72.5	76.5	67.4
51.0	48.0	46.6	46.6	48.0	52.0	58.0	60.0	69.0	71.2	74.0	76.5	68.9
53.1	51.0	50.4	51.1	52.9	56.6	62.5	66.3	70.3	72.5	75.3	77.0	70.1

中華民國二十七年一月逐日雲量

Cloud Amount of every day, in the Month of January, 1938.

時日 D.	6	7	8	9	10	11	12	13	14	15	16	17	18	19	20	21	平均 Mean
1	0.0	0.0	0.0	0.0	0.0	0.0	0.0	0.0	0.0	0.0	0.0	0.0	0.0	0.0	0.0	0.0	0.0
2	0.0	0.0	0.0	0.0	0.0	0.0	0.0	0.0	0.0	0.0	0.0	0.0	0.0	0.0	0.0	0.0	0.0
3	0.0	0.0	0.0	0.0	0.0	0.0	0.0	0.0	0.0	0.0	0.0	0.0	0.0	0.0	0.0	0.0	0.0
4	0.0	0.0	0.0	0.0	0.0	0.0	0.0	0.0	0.0	0.0	0.0	0.0	0.0	0.0	0.0	0.0	0.0
5	0.0	0.0	0.0	0.0	0.0	0.0	0.0	0.0	0.0	0.0	0.0	0.0	0.0	0.0	0.0	0.0	0.0
6	0.2	2.0	4.0	3.6	3.0	3.0	2.8	2.8	3.6	3.0	2.0	0.5	1.6	10.5	10.0	10.1	3.8
7	10.0	10.0	10.0	10.0	10.0	10.0	10.0	10.0	10.0	10.0	10.0	10.0	10.0	10.0	10.0	10.0	10.0
8	10.0	10.0	6.0	6.0	7.0	7.5	6.0	4.8	4.8	3.0	4.6	4.5	2.6	2.0	2.8	2.8	5.6
9	10.0	10.0	10.0	10.0	10.0	10.0	10.0	10.0	10.0	7.0	3.6	2.5	1.0	0.5	1.0	0.5	6.6
10	2.5	2.5	1.5	2.5	5.0	5.5	6.0	7.0	8.0	7.5	3.5	3.5	3.0	0.5	0.0	0.5	3.6
11	8.4	9.0	10.0	10.0	10.0	9.0	10.0	9.8	10.0	10.0	10.0	9.0	10.0	10.0	10.0	10.0	9.8
12	8.0	8.5	9.0	8.6	8.4	8.6	6.8	4.3	4.0	4.0	2.0	1.0	0.5	0.6	0.0	0.6	4.6
13	0.5	0.0	0.5	6.5	2.5	2.0	1.6	1.6	1.0	1.2	0.5	0.0	0.0	0.1	0.0	0.1	1.1
14	0.0	0.2	0.2	0.3	1.2	0.5	0.0	0.0	0.0	0.2	0.0	0.0	0.0	0.5	0.0	0.0	0.2
15	0.2	0.5	0.4	0.3	0.1	0.0	0.0	0.8	1.0	2.5	1.0	0.6	0.4	0.5	0.1	0.0	0.5
16	7.0	8.5	3.5	2.5	8.3	9.0	9.2	5.0	8.0	9.0	8.0	7.0	8.0	6.5	7.0	9.7	8.1
17	9.5	9.9	2.6	2.5	9.6	9.7	9.9	9.9	9.8	8.0	8.5	8.5	8.9	3.8	8.0	2.5	9.0
18	6.5	7.0	3.5	8.0	8.3	8.5	8.5	8.5	9.5	9.5	9.6	9.7	9.8	7.5	4.0	3.5	8.0
19	8.5	9.0	2.5	9.0	9.0	9.0	9.0	8.5	8.5	8.0	7.3	7.0	6.0	3.0	1.0	0.6	7.0
20	6.5	6.0	6.5	5.0	5.6	7.5	8.0	7.0	7.0	6.8	6.5	4.0	4.0	1.5	1.0	0.5	5.2
21	6.5	6.5	7.0	1.8	1.2	2.5	3.0	2.0	1.5	2.0	2.0	1.5	1.2	0.6	1.0	2.5	2.7
22	0.5	0.5	0.0	0.1	0.7	0.5	0.0	0.0	0.0	0.0	0.0	0.0	0.0	0.0	0.0	0.0	0.1
23	2.0	3.0	7.5	7.0	5.6	3.3	3.0	2.0	2.0	1.0	1.5	2.5	0.5	0.6	0.0	0.6	2.5
24	0.0	1.0	1.0	0.3	0.2	0.1	0.1	0.0	0.0	0.0	0.0	0.7	0.9	0.5	0.0	0.6	0.2
25	0.0	0.2	0.0	0.0	0.0	0.6	0.0	0.0	0.0	0.0	0.0	0.1	0.1	0.5	0.0	0.0	0.0
26	0.7	1.5	1.5	1.0	0.8	0.0	0.0	0.0	0.0	0.0	0.0	0.0	0.0	0.0	0.0	0.0	0.3
27	0.5	0.3	0.0	0.1	0.7	0.1	0.1	0.1	0.0	0.0	0.0	1.8	1.2	0.0	0.0	0.0	0.3
28	0.5	0.5	0.0	0.6	0.5	0.4	0.7	0.9	1.5	1.0	3.0	2.0	1.0	0.0	0.0	0.0	0.8
29	0.5	0.3	1.0	2.0	3.5	3.0	4.0	4.5	1.5	0.7	6.5	0.2	0.7	0.6	0.0	0.6	1.4
30	0.0	0.0	0.0	0.0	0.0	0.0	0.1	0.1	0.1	0.1	0.1	0.1	0.0	0.0	0.0	0.0	0.0
31	0.0	0.0	0.0	0.0	0.1	0.1	0.1	0.1	0.0	0.0	0.0	0.0	0.0	0.0	0.0	0.0	0.0
平均 Mean	3.2	3.5	3.6	3.6	3.6	3.6	3.5	3.2	3.3	3.1	2.7	2.5	2.2	1.9	1.6	2.1	2.9

中華民國二十七年一月逐日能見度

Visibility of every day in the Month of January, 1938.

日 D.	7	8	9	10	11	12	13	14	15	16	17	平均 Mean
1	1	1	1	1	4	8	8	8	7	4	4	4.3
2	1	1	1	4	7	8	9	9	7	7	4	5.5
3	1	1	2	2	4	8	9	9	5	4	4	4.5
4	3	1	1	2	5	6	8	8	6	4	4	4.7
5	2	1	2	2	3	7	8	8	7	6	4	4.5
6	1	1	2	1	8	8	8	8	8	5	1	5.2
7	1	2	2	2	2	2	4	4	4	3	1	2.6
8	3	3	2	6	7	7	7	6	8	7	8	6.0
9	4	4	3	4	5	4	6	6	5	4	4	4.4
10	5	2	2	4	5	7	7	7	7	5	5	5.1
11	4	2	4	3	7	7	7	6	7	7	7	5.7
12	2	2	4	7	8	9	9	9	9	9	8	6.8
13	2	1	1	2	5	8	8	8	8	8	5	5.1
14	2	1	1	1	6	7	8	8	8	7	7	5.0
15	1	1	2	2	7	8	8	8	8	8	7	5.5
16	3	2	2	3	7	8	8	6	8	7	7	5.7
17	3	4	4	6	7	7	7	7	7	7	7	5.9
18	3	3	3	7	7	8	8	8	8	8	8	6.5
19	3	1	1	5	8	8	8	8	8	7	7	5.6
20	4	1	1	4	7	8	8	8	8	8	7	5.8
21	3	3	3	4	5	6	7	8	8	8	7	5.6
22	1	1	2	3	8	8	8	9	9	9	8	6.0
23	3	1	2	4	7	8	8	8	8	7	7	6.0
24	3	1	2	4	8	8	8	8	8	8	8	6.0
25	1	1	1	3	8	8	9	9	9	8	7	5.8
26	2	1	1	8	8	8	9	9	9	9	9	6.1
27	2	1	2	4	8	8	9	9	9	9	9	6.4
28	1	1	1	4	7	8	8	8	8	8	7	5.7
29	4	3	7	7	8	8	8	8	8	8	6	6.6
30	2	1	1	4	7	7	8	9	9	9	9	5.9
31	1	1	2	4	6	8	8	8	9	9	8	5.8
平均 Mean	2.4	1.6	2.1	3.8	6.4	7.4	7.8	7.9	7.7	7.0	6.2	5.5

中華民國二十七年

Wind Direction and Wind Velocity of

時日	6		7		8		9		10		11		12		13	
	向	速	向	速	向	速	向	速	向	速	向	速	向	速	向	速
時日	Dir.	Vel.	Dir.	Vel.	Dir.	Vel.	Dir.	Vel.	Dir.	Vel.	Dir.	Vel.	Dir.	Vel.	Dir.	Vel.
1	NNE	0.4	NNE	0.5	C	0.0	ESE	0.4	WSW	0.4	SSW	7.2	SSW	5.5	WSW	9.3
2	W	0.3	W	0.3	C	0.0	SSW	0.6	S	1.2	S	3.2	SSW	3.6	SW	10.2
3	SSW	2.4	WSW	1.4	S	1.2	SW	2.2	SE	5.7	SSW	8.1	W	9.2	SW	11.6
4	NAE	1.9	NAE	3.2	NNE	3.0	E	1.6	SSE	2.4	S	6.5	SW	10.5	SW	9.0
5	NAE	2.8	NNE	2.4	NE	1.8	NE	0.6	C	0.0	SSW	5.4	SW	4.8	SSW	7.8
6	NNE	4.1	NNE	0.3	NNE	0.5	SSW	4.9	SW	3.6	SSW	2.5	SSW	6.3	WSW	10.5
7	SE	1.2	SE	1.7	SSE	2.4	SSE	3.5	SSE	2.3	SSE	1.0	SSE	2.0	E	2.2
8	NNE	0.5	SE	0.4	S	0.5	SW	4.1	SSW	3.2	SW	1.7	SSW	3.2	SSW	9.8
9	NNE	0.7	NNE	1.3	ENE	0.6	ESE	0.5	ESE	0.4	SE	0.5	ESE	0.5	ESE	0.5
10	SW	0.4	SW	3.0	SW	2.6	SW	2.1	SW	9.4	SW	11.4	WSW	4.5	WSW	14.7
11	SW	0.4	SW	0.3	E	0.3	SSE	3.0	SSW	1.1	SSW	1.9	SSW	2.5	SSW	2.5
12	SW	0.7	C	0.6	SSW	0.4	SSW	5.0	S	5.2	SW	6.4	SW	6.4	SSW	5.5
13	NNE	0.5	ENE	0.4	C	0.6	ESE	0.9	E	0.6	SSW	2.2	SW	6.5	S	7.4
14	NNE	0.3	C	0.0	NNE	0.5	WAW	0.3	WSW	1.6	W	1.4	S	6.6	S	4.9
15	NNE	0.5	NNE	0.4	C	0.0	SW	2.3	SW	6.6	SW	6.8	SW	8.4	SSW	9.3
16	SSW	1.4	WSW	1.6	SW	0.5	WSW	0.3	WSW	5.8	SSW	3.6	WSW	7.2	WSW	6.6
17	SW	0.3	C	0.0	SSW	0.8	SW	4.5	SW	7.9	SW	4.9	WSW	4.7	W	1.2
18	SSW	0.4	WSW	0.3	SW	2.8	SW	2.2	SSW	5.6	SW	10.4	SSW	7.6	WSW	13.2
19	SSW	0.4	W	0.3	SSW	0.7	SW	4.0	SSW	10.5	W	11.2	W	11.7	SSW	15.7
20	W	1.7	W	0.6	SW	0.1	WSW	4.7	WSW	5.8	SSW	8.2	W	11.4	W	11.3
21	NNE	3.4	NNE	1.9	NNE	3.9	NE	5.2	E	0.7	SW	3.6	SSE	6.2	S	7.3
22	NNE	0.5	NNE	0.3	NNE	0.4	NNE	0.6	S	5.3	SSW	7.7	SSW	7.6	SSW	6.0
23	NNE	0.4	NAE	1.7	ENE	0.5	SSW	3.9	SSW	3.9	S	9.3	S	8.1	SW	9.3
24	SSW	0.4	C	0.0	SW	0.3	SSW	1.6	SW	8.3	SW	9.6	SW	10.1	WSW	8.9
25	NNE	0.5	NNE	0.4	C	0.0	SSW	7.7	SW	7.7	SSW	11.6	WSW	10.2	WSW	10.8
26	ESE	0.5	NNE	1.6	NNE	1.9	E	2.7	SSE	4.2	WSW	7.0	SSW	9.0	WSW	11.9
27	WAW	0.4	C	0.0	SSW	0.5	SSW	4.2	SSW	4.9	WSW	7.1	SSW	10.9	WSW	7.9
28	NNE	2.1	NNE	0.3	NNE	2.1	NNE	0.3	ESE	4.0	SSW	7.8	SSW	9.0	SSW	11.5
29	WSW	2.2	WSW	1.7	SW	5.5	WSW	9.2	WSW	6.1	WSW	8.1	SW	13.9	WSW	14.7
30	NNE	0.3	NNE	0.3	NNE	0.7	NE	0.5	SSW	5.3	SSW	6.9	SSW	10.5	SW	10.5
31	NNE	0.5	NNE	0.4	NNE	0.3	C	0.0	SSW	8.1	SSW	7.9	SSW	12.1	SW	8.6
平均		1.1		0.9		1.1		2.6		4.6		6.2		7.5		8.6

一月逐日風向及風速

every day, in the Month of January, 1938.

14		15		16		17		18		19		20		21		平均
向	速	向	速	向	速	向	速	向	速	向	速	向	速	向	速	Mean
Dir.	Vel.	Dir.	Vel.	Dir.	Vel.	Dir.	Vel.	Dir.	Vel.	Dir.	Vel.	Dir.	Vel.	Dir.	Vel.	
SW	1.2	SSW	6.3	SSW	3.3	SSW	1.9	SSW	3.6	SSW	3.4	WSW	3.0	W	0.3	2.9
SW	8.3	SW	8.6	WSW	6.3	WSW	3.2	SSW	0.5	SSW	1.7	SW	3.3	NNE	0.3	3.5
SW	1.6	WSW	8.1	SW	7.7	WSW	4.9	SW	5.4	SW	1.0	SE	1.4	C	0.0	4.5
SW	8.7	WSW	8.2	WSW	6.2	SW	2.3	SW	4.9	SW	4.3	SW	3.9	SSW	6.1	5.3
SSW	4.1	SW	8.4	SW	7.4	SW	2.2	SW	9.9	SSW	4.2	SW	8.4	SW	5.6	4.2
SW	9.4	SW	6.1	NNE	6.3	NE	1.3	NE	9.5	ESE	0.7	C	0.0	NE	1.9	3.7
SSE	3.3	SSE	0.9	SSE	3.6	E	0.3	SE	0.5	C	0.0	SSE	0.3	SSE	0.4	1.7
SSW	7.7	SSW	5.8	SW	8.4	SSW	7.7	SSW	2.7	SSW	3.6	SE	1.0	NNE	1.5	4.1
SSW	0.6	S	6.1	S	5.9	SSW	1.0	SE	2.5	NNE	0.4	NNE	0.3	C	0.0	1.2
WSW	6.1	SW	6.0	WSW	2.7	SSW	2.3	SW	0.4	WSW	0.4	WSW	1.9	SW	2.2	4.3
SSW	5.6	SSW	0.9	WSW	1.0	SSW	3.5	SW	4.9	SW	1.5	C	0.0	C	0.0	1.8
S	3.9	SSW	7.0	SSW	5.9	SSW	3.1	SSW	1.1	SW	0.7	SSW	0.5	C	0.0	3.8
SSE	7.2	S	13.5	SSW	7.3	SSW	5.3	SSW	0.6	SW	6.9	SSW	0.9	SW	0.4	3.9
SW	8.4	SSW	12.3	SW	9.6	SSW	4.6	SW	1.4	SW	0.9	C	0.0	W	5.8	3.7
SSW	8.2	SSW	7.6	WSW	7.4	WSW	7.7	SW	1.2	SW	0.9	WSW	0.4	SW	0.3	4.3
SSW	9.2	SW	9.9	SSW	7.6	SSW	6.5	SW	6.4	SSW	8.4	S	4.7	SSW	0.4	5.1
WSW	5.9	SW	8.2	WSW	5.9	SSW	5.8	SSW	6.0	SSW	4.1	SW	2.1	SSW	1.7	3.9
WSW	12.9	WSW	4.2	WSW	5.2	WNW	4.0	W	1.1	W	0.7	SSW	4.2	NW	0.9	4.7
WSW	18.8	W	12.7	SW	11.5	W	6.7	WSW	4.5	WSW	2.2	SW	2.9	SW	3.4	7.4
WSW	12.2	SW	8.5	WSW	9.5	SSW	10.4	SSW	6.9	SW	2.8	SW	4.5	SW	0.6	6.2
S	6.2	SSE	10.4	SSE	9.9	WSW	3.6	SSW	3.9	SW	3.7	WSW	4.5	SW	0.5	4.7
SW	9.9	NW	8.1	SW	6.4	SW	5.2	W	0.6	SW	3.4	SSW	1.3	C	0.0	4.0
SSW	7.6	SW	8.3	SW	6.7	WSW	6.9	SW	4.3	SSW	3.0	SSE	0.4	SSW	2.2	4.8
SW	8.9	SW	7.3	SW	10.6	WSW	4.6	SW	1.8	SW	1.2	SSW	0.5	SSE	1.4	4.7
WSW	9.5	WSW	9.2	WSW	5.9	SW	4.1	SW	1.4	WSW	0.7	SW	2.7	SW	1.3	4.6
SSW	10.3	SSW	11.7	WSW	9.1	SSW	8.4	SW	9.9	SW	2.8	SW	1.0	C	0.0	5.8
WSW	8.6	WSW	10.2	S	13.3	SW	7.0	SW	6.0	SSW	5.1	SW	10.3	WSW	0.9	6.1
SSW	11.1	SW	13.1	SW	12.3	WSW	9.7	SSW	3.0	SW	2.9	SSW	0.8	SSW	1.7	5.8
W	7.9	W	3.6	W	5.0	W	3.9	WSW	3.2	W	1.9	W	2.9	W	0.7	5.8
WSW	6.7	WSW	8.9	WSW	7.2	WSW	5.5	SW	3.9	SSW	1.0	WSW	2.2	SW	1.8	4.5
SW	8.4	SW	9.0	WSW	7.8	SW	4.6	SW	7.5	SW	1.3	WSW	0.5	C	0.0	4.8
	7.8		8.1		7.1		4.8		3.2		2.5		2.3		1.4	4.4

中華民國二十七年

Rainfall Amount, in the

日 D.	Rainfall Amount, in the							
	9-10	10-11	11-12	12-13	13-14	14-15	15-16	16-17
1								
2								
3								
4								
5								
6								
7		T	T	T	T	T	T	T
8								
9								
10								
11						T	T	
12								
13								
14								
15								
16								
17					T			
18								
19								
20								
21								
22								
23								
24								
25								
26								
27								
28								
29								
30								
31								
總計 Total		T	T	T	T	T	T	T

一月逐日雨量 (mm)									
Month of January, 1938. (mm)									
17-18	18-19	19-20	20-21	本日翌日 21-26	6-7	7-8	8-9	計總 Total	日期 Date
									1
									2
									3
									4
									5
0.1	T	0.1	0.1	0.1			0.4		6
									7
									8
									9
									10
							T		11
									12
									13
									14
									15
		0.1		0.1			0.1		16
T	T 0.6			0.1			0.2		17
							0.6		18
									19
									20
									21
									22
									23
									24
									25
									26
									27
									28
									29
									30
									31
0.1	0.6	0.2	0.1	0.3				1.3	總計 T.

中華民國二十七年一月

Daily Values of Meteorological Elements

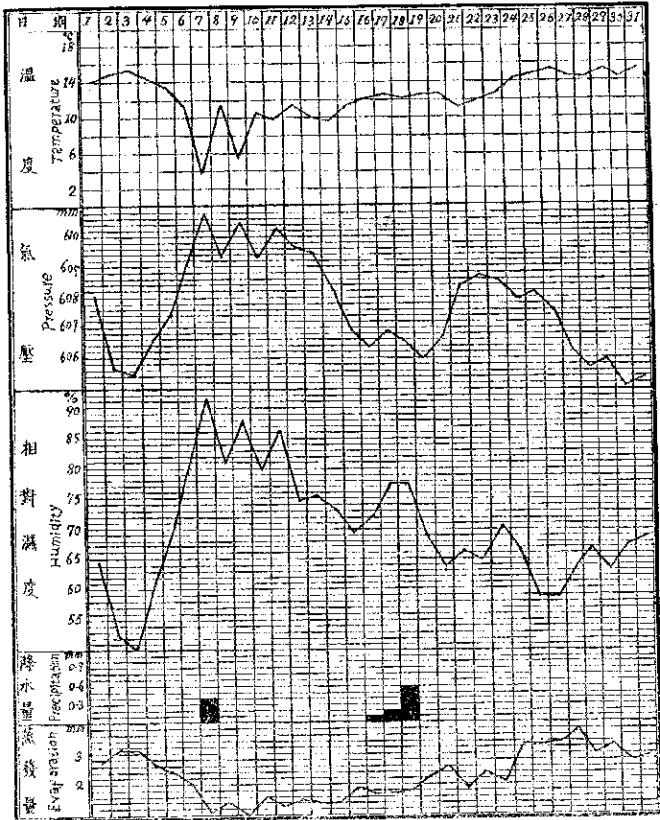
日期 Date	氣壓 pressure (mmHg)	溫度 Temperature ($^{\circ}\text{C}$)				草溫 Grass Temp. ($^{\circ}\text{C}$)	地溫 Earth Temp. at the Depth of 10cm ($^{\circ}\text{C}$)
		平均 Mean	最高 Max.	最低 Min.	極差 Range		
1	8.08	14.0	20.5	4.5	16.0	3.3	14.0
2	5.65	14.9	22.5	5.3	17.1	4.1	14.0
3	5.44	15.9	21.8	6.7	15.1	4.0	14.0
4	6.41	14.2	20.8	4.3	16.5	2.8	14.0
5	7.29	13.4	19.9	4.7	15.2	3.5	14.0
6	9.02	11.2	19.5	5.3	14.2	4.4	13.9
7	10.78	3.5	7.9	1.4	5.6	1.4	13.8
8	9.30	11.6	17.2	3.9	13.3	3.9	13.8
9	10.50	5.1	9.9	2.0	7.9	2.0	13.7
10	9.27	10.5	15.0	3.4	11.6	2.0	13.6
11	10.30	9.9	12.2	6.2	6.0	5.2	13.5
12	9.62	11.4	16.6	6.4	10.2	5.3	13.4
13	9.43	10.0	16.4	1.6	14.8	0.3	13.3
14	8.22	9.7	16.3	0.1	16.2	-1.2	13.2
15	6.91	11.6	17.6	2.5	15.1	1.0	13.1
16	6.35	12.1	17.9	4.3	13.6	2.8	13.0
17	6.87	12.4	16.0	8.5	7.3	6.7	13.0
18	6.53	12.2	16.7	7.3	9.4	5.6	13.0
19	5.97	12.4	17.4	5.3	12.1	3.7	13.0
20	6.69	12.6	17.4	5.6	11.8	3.8	13.0
21	8.38	11.3	17.2	3.8	13.4	2.2	13.0
22	8.72	11.8	18.3	2.9	15.1	1.2	13.0
23	8.56	12.4	18.2	2.5	15.7	1.3	13.0
24	7.96	14.1	22.1	5.8	14.3	4.5	13.0
25	8.19	14.8	21.8	5.0	16.8	4.3	13.0
26	7.57	15.3	22.2	5.8	16.4	4.9	13.0
27	6.38	14.5	20.7	6.4	14.3	5.2	13.0
28	5.68	14.4	20.4	4.7	15.7	2.8	13.1
29	5.98	15.3	20.8	8.6	12.2	7.9	13.2
30	5.12	14.3	20.6	4.4	16.2	2.5	13.3
31	5.27	15.1	21.4	5.5	15.9	3.8	13.4
總數或平均 T. or M.	7.26	12.3	18.1	4.7	13.4	3.4	13.4

逐日氣象平均要素表

In the Month of January, 1938.

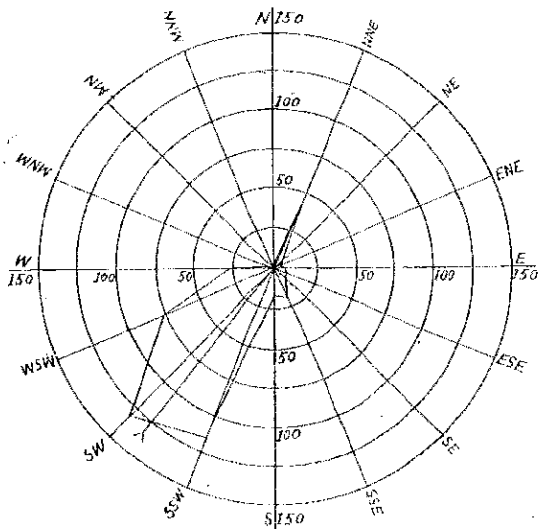
溫度		雲量 Amount of cloud 0-10	風		雨		能見度 Vis. 0-9	蒸發量 Amount of Evap. mm	雜項 Miscell- aneous Informa- tions
絕對 Absolute mm	相對 Relative %		平均速 Mean vel. m/s	最大向 Dir. Domi	量 Amt. mm.	時數 Dur. h			
7.26	64.1	0.0	2.9	SSW			4.3	2.7	
6.55	52.6	0.0	3.5	SW			5.5	3.1	
6.07	59.0	0.0	4.5	SW			4.5	3.1	
6.68	61.4	0.0	5.1	SW			4.7	2.6	
6.97	69.6	0.0	4.2	SW			4.5	2.5	
6.91	79.7	3.8	3.7	NNE			5.2	2.0	
4.50	91.5	10.0	1.7	SSE	0.4	10.0	2.6	1.1	
7.14	80.7	5.6	4.1	SSW			6.0	1.4	
5.20	87.9	6.6	1.2	NNE			4.4	1.0	
6.51	79.7	3.6	4.3	SW			5.1	1.6	
6.99	86.4	9.8	1.8	SSW	T		5.7	1.3	
6.34	74.8	4.6	3.8	SSW			6.8	1.5	
6.08	75.3	1.1	3.8	SSW			5.1	1.4	
5.91	73.2	0.2	3.7	SW			5.0	1.4	
6.39	69.5	0.5	4.3	SW			5.5	1.9	
6.68	72.2	8.1	5.1	SSW	0.1	2.5	5.7	1.7	
7.29	77.6	9.0	3.9	SW	0.2	0.9	5.9	1.7	
7.01	77.6	8.0	4.7	WSW	0.6	0.5	6.5	1.6	
6.09	68.6	7.0	7.4	W			5.6	2.3	
6.04	63.9	5.2	6.2	SW			5.8	2.6	
5.78	66.2	2.7	4.7	SSE			5.6	1.9	
5.83	64.9	0.1	4.0	SW			6.0	2.4	
6.38	70.6	2.5	4.8	SSW			5.7	2.1	
6.79	66.6	0.2	4.7	SW			6.0	3.3	
6.73	58.8	0.0	4.6	WSW			5.8	3.3	
6.57	58.9	0.3	5.8	SSW			6.1	3.4	
6.55	63.5	0.3	6.1	WSW			6.4	3.8	
7.10	66.9	0.8	5.0	SSW			5.7	3.0	
7.12	63.1	1.3	5.8	WSW			6.6	3.3	
6.89	67.4	0.0	4.5	WSW			5.9	2.8	
7.45	68.9	0.0	4.8	SW			5.8	2.9	
6.51	70.1	2.9	4.4		1.3	13.9	5.5	70.8	

中華民國二十七年一月份各項氣象要素逐日變遷圖
 March of Different Meteorological Elements in the Month of January, 1938.



中華民國二十七年一月份風向圖

Wind Rose for January, 1938.



—— 風向次數
Frequency

——> 合成風向
Resultant Direction

方向 Dir.	N	NNE	NE	ENE	E	ESE	SE	SSE	S	SSW	SW	WSW	W	WNW	NNW	NW	V	C
次數 Frequency	46	7	4	7	8	9	20	18	116	131	77	26	3	1				23
百分數 %	9.3	1.4	0.8	1.4	1.6	1.8	4.0	3.6	23.4	26.4	15.5	5.3	0.6	0.2				4.7

立 南 省 雲
所 候 剛 明 昆

氣 象 月 報

第 二 卷 第 二 期

龔 自 知 題



中 華 民 國 二 十 七 年 二 月 份

MONTHLY METEOROLOGICAL BULLETIN

OF

METEOROLOGICAL STATION OF YUNNAN PROVINCE,
KUNMING.

February, 1935. VOL. 3, NO. 2.

目次

Table of Contents

本月份天氣概況 *A Summary of Weather Conditions, during the
Month of February, 1935.*

本月份氣象摘要 *Monthly Summary.*

氣壓 *Barometric Pressure.*

溫度 *Air Temperature.*

絕對濕度 *Absolute Humidity.*

相對濕度 *Relative Humidity.*

雲狀與雲向 *Cloud: Forms and Direction.*

雲量 *Cloud Amount.*

能見度 *Visibility.*

風向與風速 *Wind Direction and Velocity.*

雨量 *Amount of Rainfall.*

逐日氣象平均要素 *Daily Values of Meteorological Elements.*

凡例 *Explanatory Remarks.*

各項氣象要素變遷圖 *Graph of Different Meteorological Elements.*

風向圖 *Wind Rose.*

民國二十七年二月份昆明天氣概況：

一、得

昆明本月天氣，雨澤欠豐，反不及去年九旱後二月份之調和，比去年晴旱天多四日，陰雨天少四日，總計得雨 $12.7m.m.$ 比去年少 $7.9m.m.$ 較該年同月平均標準雨量，則少 $9.3m.m.$ 尚幸中旬晴暖天僅五日，月杪即發生本年初次之雷雨，農事尚得灌溉不少！

月內氣溫平均 $13.4^{\circ}C.$ 比去年增 $0.3^{\circ}C.$ 據歷年同月平均數低溫必為 $12.4^{\circ}C.$ 但夜間地面仍熱迅速，最低氣溫平均，比去年低 $0.4^{\circ}C.$ 極端最低氣溫，比去年更低 $2.4^{\circ}C.$ 有霜日數比去年三分之一，故最寒午熱，最極難周！

氣壓平均，尚近尋常，月中大陸高氣壓，勢衰不接，低氣壓較緩紛雜，華南各省，雨雲奔奔，廣東雷雨連綿，月末高氣壓南來，致晚間之雷雨。

昆明月初宗一月份穩晴帶幻之後，二日十時日旁現彩雲，旋，漸先即落雨；三日十三時昆明大風，每秒 $17.2m.$ 浙江降雨幾日；四日晨年昆明總得雨 $0.6m.m.$ 五日至七日，天氣漸轉晴晏，時有，雷，驟雪連綿，積雪數寸，還及城郊，宛如為我軍一類大攻軍。

八日晨，昆明卷烏雲到，入夜降雨 $0.2m.m.$ 九日復降雨 $2.1m.m.$ 十一日十六日大風殺，風速每秒達 $19.7m.$ 昆明北路樹倒，形勢通緝居士一人，十七時濃雲密布，降雨 $0.1m.m.$ 雨過晴暖；十二日午，復降雨 $0.9m.m.$ 同日，廣州亦雨；十三日，昆明天氣晴朗，十六時氣壓極端最低 $600.86m.m.$ 浙江等省仍雨。

十四日午後起至十九日晨，昆明空淨雲稀，清晨高低雲厚，十六日十三十四時，氣溫極端最高 $22.5^{\circ}C.$ 二十日上午，天氣驟陰，而粵省雷雨發句，今始放晴；二十一日，氣壓斷升，七時，昆明氣溫極端最低 $8.5^{\circ}C.$ 二十二，二十三日，天氣晴晏；二十四日，午現彩雲；二十五日夜，風轉東北；二十六日天陰，九，十時，氣壓極端最高 $613.96m.m.$ 十四時微有雨跡。

二十七日，晨，湯降驟空，雨雲西來，十時九分，雷電北至，下風尾向由南南西轉北北西，十時三十五分，雷電交際，至十一時三十九分止，降水得量 $9.8m.m.$ 風向隨轉北東，南東，南，南南西，西而西，天氣復趨晴晏，入夜明星雲交矣。

中華民國二十七年二月氣象綱要 Monthly Summary for February, 1938.

		氣 壓	Air Pressure
極端最高		<i>Extreme maximum</i>	613.96mm (在26日 9 10時 on 26th 9-10h)
極端最低		<i>Extreme minimum</i>	609.86mm (在13日 16 時 on 13th 16h)
平均	本年 Present 往年 Past		606.13mm 606.16mm
		氣 溫	Air Temperature
極端最高		<i>Extreme maximum</i>	22.5°C (在16日 13-14時 on 16th 13-14h)
極端最低		<i>Extreme minimum</i>	0.5°C (在21日 7 時 on 21th 7h)
最高平均		<i>Mean maximum</i>	18.9°C
最低平均		<i>Mean minimum</i>	5.1°C
平均	本年 Present 往年 Past		13.5°C 11.0°C
		風	Wind
最大風速		<i>Maximum velocity</i>	19.7m/s (在11日 16時 on 11th 16h)
合成風向		<i>Resultant direction</i>	SS1°41', SW
		降 水 量	Precipitation
雨 量		<i>Rainfall</i>	12.7mm
一日最多雨量		<i>Greatest in 24 hours</i>	8.8mm (在27日 on 27th)
標準雨量		<i>Normal Rain</i>	22.0mm
		雜 記	Miscellaneous Informations
晴天日數		<i>Clear days</i>	11
曇天日數		<i>Partly cloudy days</i>	9
陰天日數		<i>Cloudy days</i>	1
雨天日數		<i>Rainy days</i>	7
有霧日數		<i>Days with haze</i>	1
有雷日數		<i>Days with thunderstorm</i>	1
有濕霧日數		<i>Days with wet fog</i>	1
有霧日數		<i>Days with fog</i>	2
有薄日數		<i>Days with mist</i>	6
有低雲日數		<i>Days with ground fog</i>	18
有霧日數		<i>Days with haze</i>	1
有霜日數		<i>Days with hour frost</i>	18
有露日數		<i>Days with dew</i>	4
有大風日數		<i>Days with gale</i>	2
有雷聲日數		<i>Days with thunder</i>	1
有閃電日數		<i>Days with lightning</i>	1

中華民國二十七年

Barometric pressure of every day, in

時 日 D.	1	2	3	4	5	6	7	8	9	10	11	12
1	7.0	7.0	7.0	7.0	7.0	7.36	8.06	8.56	8.96	8.96	8.66	8.16
2	7.1	7.0	6.8	6.5	6.0	5.66	5.76	6.36	6.86	6.96	6.46	5.96
3	5.3	5.1	4.9	4.8	4.7	5.06	5.96	5.56	5.96	6.26	5.66	5.06
4	4.6	4.4	4.0	4.0	3.6	3.76	3.96	4.36	4.96	4.76	4.46	3.46
5	4.0	4.0	4.0	4.0	4.1	4.76	5.16	5.46	5.96	6.06	5.56	4.96
6	4.5	4.3	4.2	4.1	4.3	4.56	5.26	5.76	6.26	6.26	6.26	5.66
7	6.0	5.9	5.5	5.6	5.8	5.96	5.96	6.46	6.86	6.96	6.46	5.96
8	5.5	5.4	5.1	5.0	5.0	5.36	5.76	6.26	6.66	6.36	6.36	5.56
9	5.0	5.0	4.0	4.0	3.5	3.66	3.96	4.16	4.16	4.36	3.96	3.16
10	4.0	3.9	3.7	3.7	3.9	4.56	5.06	5.56	5.36	5.56	5.76	4.86
11	3.9	3.7	3.7	3.6	3.4	4.06	4.56	4.56	5.06	5.26	4.76	3.76
12	4.0	3.8	3.2	3.0	2.7	2.86	2.66	2.86	2.86	2.86	2.46	1.96
13	3.9	3.6	3.4	3.1	3.5	3.96	4.16	4.56	4.76	4.66	4.56	3.86
14	2.6	2.5	2.4	2.4	2.4	2.66	2.96	3.46	3.76	3.66	3.66	3.36
15	3.1	2.9	2.6	2.5	2.4	2.76	3.26	3.56	3.76	3.66	3.46	3.26
16	4.0	4.0	4.1	4.1	4.3	4.66	4.66	5.26	5.66	5.66	5.46	5.06
17	5.5	5.4	5.0	5.0	4.8	4.56	5.06	5.16	5.16	5.06	4.66	4.26
18	4.6	4.5	4.3	4.1	4.0	4.26	4.66	4.96	5.16	4.86	4.66	4.16
19	4.4	4.3	4.3	4.3	4.4	4.56	4.76	5.26	5.46	5.46	5.16	4.46
20	7.4	7.7	8.0	8.1	8.3	9.06	9.46	10.36	11.06	11.16	11.16	10.46
21	10.7	10.5	10.5	10.5	10.5	10.66	11.26	11.76	12.36	12.56	12.06	11.36
22	10.9	9.8	9.5	9.4	9.5	10.06	10.56	10.66	11.26	11.16	10.86	10.26
23	10.4	10.4	10.2	10.1	10.2	10.36	10.76	11.36	11.76	11.66	11.36	10.66
24	12.7	12.7	12.4	12.1	12.1	12.46	12.86	13.06	13.66	13.56	12.96	12.26
25	11.0	10.6	10.4	10.2	10.2	10.26	11.36	11.96	12.46	12.26	11.86	11.06
26	12.7	12.5	12.1	12.0	12.0	12.76	13.06	13.26	13.96	13.96	13.86	13.36
27	11.3	11.0	10.4	10.2	10.0	10.26	10.76	11.06	11.26	11.16	11.86	11.26
28	9.0	8.6	8.0	7.8	7.7	7.96	8.06	8.16	8.36	8.36	7.96	7.26
平均 Mean	6.6	6.4	6.2	6.1	6.1	6.39	6.75	7.14	7.50	7.50	7.22	6.59

二月逐日氣壓 (600mm)

the Month of February, 1938. (600mm)

13	14	15	16	17	18	19	20	21	22	23	24	平均 Mean
6.25	6.16	5.56	5.36	5.66	5.86	6.16	6.46	6.86	7.0	7.1	7.2	7.09
5.66	4.36	4.06	4.06	4.46	4.56	4.86	5.16	5.46	5.6	5.6	5.6	5.66
4.66	3.76	3.26	3.36	3.76	3.76	3.86	4.06	4.46	4.6	4.7	4.7	4.65
3.76	2.26	1.96	1.86	2.16	2.26	2.46	2.76	3.36	3.9	3.9	4.0	3.50
3.96	3.06	2.96	2.76	2.96	3.16	3.46	3.96	4.26	4.4	4.5	4.5	4.25
4.76	4.96	3.96	3.96	3.96	4.26	4.56	5.16	5.66	6.1	6.1	6.0	5.09
4.96	4.36	3.76	3.46	3.36	3.66	4.36	4.86	5.06	5.4	5.5	5.5	5.32
4.76	4.06	3.96	3.86	3.76	3.66	3.66	4.56	4.86	5.2	5.5	5.4	5.06
2.36	1.76	1.66	1.46	1.66	1.96	2.36	2.76	3.26	3.8	3.9	4.0	3.33
3.76	3.36	3.06	2.76	3.06	3.16	3.36	3.86	3.86	4.1	4.1	4.0	4.13
2.86	2.16	1.36	1.16	2.16	2.76	4.26	4.46	4.56	4.5	4.4	4.3	3.72
1.26	1.36	1.26	1.26	1.36	1.46	1.76	2.16	2.76	3.3	3.7	3.8	2.54
2.96	2.16	1.46	0.86	0.96	1.16	1.56	1.86	2.26	2.2	2.6	2.7	2.98
2.56	2.16	1.86	1.96	1.86	1.86	2.06	2.46	2.96	3.2	3.3	3.1	2.74
2.46	1.76	1.36	1.46	1.56	1.86	2.46	2.86	3.36	4.2	4.1	4.0	2.85
4.36	3.86	3.36	3.36	3.16	4.36	4.46	4.86	5.56	5.9	6.0	5.9	4.69
3.66	2.86	2.46	2.46	2.76	3.16	3.76	4.36	4.55	4.9	4.9	4.9	4.35
3.26	2.36	1.76	1.76	1.86	2.16	3.06	3.96	4.26	4.5	4.6	4.6	3.85
3.36	2.76	2.36	2.36	2.66	3.06	3.66	4.36	4.96	6.0	6.6	7.0	4.42
9.86	8.96	8.66	8.46	8.36	8.66	9.06	9.76	10.06	10.5	10.7	10.7	9.41
10.46	9.36	8.76	8.56	8.66	8.66	8.96	9.46	9.86	10.0	10.2	10.1	10.32
9.36	8.56	8.26	8.36	8.26	8.66	8.96	9.46	9.96	10.7	10.7	10.6	9.78
9.66	9.16	8.86	8.76	8.96	9.36	10.16	10.66	11.56	12.0	12.2	12.4	10.54
11.16	10.16	9.56	9.56	9.56	9.96	10.26	10.66	10.96	11.0	11.0	11.0	11.57
10.25	2.66	9.26	8.96	9.36	9.86	10.86	11.56	12.06	12.2	12.7	12.7	10.95
12.36	11.16	11.46	11.16	11.36	11.36	11.66	12.16	12.56	12.0	12.0	11.8	12.36
10.96	9.06	8.36	7.86	7.86	8.06	8.36	8.66	9.26	9.5	9.3	9.2	9.84
6.36	5.66	4.96	4.66	4.76	4.96	5.16	5.36	5.56	6.2	6.1	6.0	6.79
5.70	5.01	4.63	4.49	4.66	4.92	5.34	5.81	6.22	6.6	6.6	6.7	6.13

中華民國二十七年

Air Temperature of every day, in

時日 H. D.	6	7	8	9	10	11	12	13
1	5.8	5.1	6.9	9.9	13.8	16.5	18.7	20.3
2	7.4	7.3	8.1	12.7	16.4	18.5	20.0	20.9
3	7.5	7.4	8.4	13.0	12.3	18.9	20.5	20.7
4	8.9	8.2	9.1	10.7	12.8	16.1	17.9	18.1
5	6.9	6.7	7.6	9.4	13.6	17.9	18.9	19.7
6	6.8	6.5	7.6	12.2	16.4	18.4	19.5	20.3
7	6.1	5.9	6.9	11.8	17.2	18.9	19.8	21.1
8	7.1	7.0	8.8	14.6	17.9	18.5	20.2	20.4
9	10.2	10.1	11.0	10.3	10.1	10.4	11.0	13.0
10	5.5	5.7	6.5	11.0	14.3	13.5	16.5	17.3
11	4.0	3.8	4.7	10.0	14.3	16.2	17.3	17.9
12	4.9	5.1	6.5	9.7	11.1	12.1	11.6	12.0
13	1.6	1.1	2.0	7.8	11.5	14.6	15.7	16.5
14	5.3	5.1	6.8	11.0	12.1	15.0	13.2	16.9
15	6.3	5.9	7.8	12.0	15.9	18.1	19.5	21.1
16	7.4	7.5	9.9	13.9	17.2	19.3	20.8	21.5
17	7.7	7.7	8.9	14.7	17.7	19.2	20.3	21.2
18	7.6	7.5	9.3	14.1	17.1	18.9	18.8	20.9
19	10.5	5.7	7.3	12.8	15.2	17.4	18.7	20.5
20	2.4	2.3	2.7	3.9	5.1	8.0	10.4	11.9
21	1.7	1.4	2.4	4.3	7.0	10.6	14.2	16.0
22	6.3	7.3	7.7	10.0	11.9	15.4	15.5	16.4
23	5.1	4.9	6.5	10.7	14.7	17.2	18.4	20.1
24	8.1	8.3	8.7	9.7	12.3	15.4	17.7	18.8
25	7.1	7.9	9.5	12.7	15.8	17.0	19.0	18.8
26	7.8	7.6	8.1	7.9	10.3	13.0	13.7	13.5
27	8.3	8.3	9.5	10.7	11.5	6.9	7.9	9.3
28	3.6	3.7	5.4	10.5	14.0	16.4	18.0	19.2
平均 Mean	6.4	6.1	7.3	10.8	13.6	15.7	17.0	18.0

二月逐日氣溫 (°C)

the Month of February, 1938. (°C)

14	15	16	17	18	19	20	21	平均 Mean
21.0	20.8	19.9	18.7	16.8	15.4	14.4	12.6	14.8
20.9	20.1	19.1	17.7	16.1	14.5	13.4	13.1	15.4
20.6	19.7	19.2	17.6	16.1	15.0	13.2	13.0	15.2
17.6	16.9	16.1	15.0	13.9	12.5	11.5	11.5	13.6
19.9	19.6	18.8	17.6	15.8	14.8	12.9	12.7	14.6
20.1	19.7	18.9	17.8	16.0	13.9	12.6	11.9	14.9
20.9	20.5	19.8	19.7	16.9	15.4	14.2	13.8	15.6
20.2	18.9	17.8	17.9	15.9	15.2	14.9	14.5	15.6
13.6	13.7	14.2	13.7	13.5	11.7	10.6	9.7	11.7
17.5	16.8	16.3	14.8	13.4	12.1	11.5	10.6	12.7
17.5	16.8	15.4	13.9	10.5	9.3	8.7	9.2	11.8
9.7	10.8	11.3	10.5	8.9	8.8	7.3	7.1	9.2
17.1	16.8	16.4	15.2	13.7	11.4	10.7	9.5	11.3
17.0	17.3	16.3	15.1	13.5	12.7	10.9	10.4	12.4
20.6	20.9	19.8	18.8	16.9	15.5	14.3	13.7	15.4
21.5	20.8	20.2	19.1	17.2	15.6	14.6	13.4	16.2
21.1	20.9	20.3	18.8	17.1	15.6	14.4	13.4	16.2
20.9	20.5	19.6	18.3	16.7	14.9	14.1	13.4	15.9
19.8	18.9	17.9	16.7	14.9	13.5	12.6	11.2	14.6
11.5	11.4	11.3	11.3	10.1	8.4	7.7	6.8	7.8
16.3	16.2	15.9	15.4	14.2	12.0	10.7	9.7	10.5
16.5	17.1	16.7	15.8	14.9	13.7	12.3	11.2	13.0
19.9	19.5	19.0	17.9	16.1	14.6	13.1	11.5	14.3
19.5	19.3	18.7	17.5	15.9	14.4	13.2	12.6	14.4
17.7	17.1	17.5	16.7	14.2	13.8	9.9	8.7	14.0
12.1	12.6	12.7	12.0	11.5	10.6	10.2	10.1	10.9
11.5	12.9	13.7	13.0	12.0	10.6	9.5	8.6	10.3
19.2	18.6	18.1	17.0	15.3	13.7	12.7	12.1	13.6
17.9	17.7	17.2	16.2	14.5	13.2	12.0	11.3	13.4

中華民國二十七年

Absolute Humidity of every day.

日 D.	6	7	8	9	10	11	12	13
1	5.09	5.36	5.54	6.59	7.76	8.78	8.44	9.26
2	5.46	5.46	6.30	6.87	7.47	6.42	6.52	6.34
3	5.46	6.02	5.50	6.92	4.19	6.62	7.34	7.34
4	6.54	6.06	6.23	7.16	7.21	8.04	7.67	7.67
5	5.94	5.54	5.46	6.25	7.22	7.67	7.14	6.62
6	5.54	5.00	5.02	6.07	6.18	5.99	6.62	6.34
7	4.57	5.09	5.25	6.59	7.52	6.46	6.62	7.34
8	5.02	5.02	5.50	6.47	7.38	7.14	6.92	6.92
9	6.07	7.16	7.16	7.16	7.68	7.68	8.02	7.76
10	6.09	5.29	5.54	6.57	7.22	6.06	6.95	6.95
11	4.94	4.94	4.66	6.02	6.06	6.18	5.35	5.07
12	5.08	5.36	5.81	6.59	6.57	6.00	5.29	6.00
13	5.54	3.32	3.28	4.57	6.57	6.06	6.18	5.88
14	5.09	5.08	5.54	6.07	6.00	6.19	6.06	6.66
15	4.85	5.29	5.02	6.09	6.82	7.67	7.20	8.68
16	5.02	5.02	5.50	6.47	7.91	7.91	7.34	7.71
17	6.02	5.46	5.59	6.98	7.24	7.44	7.34	7.71
18	5.02	5.46	6.54	6.98	6.95	7.14	7.20	7.34
19	4.56	3.52	5.54	6.59	5.55	5.35	5.99	5.95
20	3.32	3.32	3.52	3.78	4.16	5.02	4.97	6.00
21	3.88	3.68	4.05	4.68	5.54	6.59	7.22	6.54
22	5.81	6.02	6.02	7.09	8.26	8.71	7.70	7.47
23	5.09	5.09	5.81	8.26	7.99	6.95	7.73	7.20
24	5.73	6.06	6.54	7.09	7.50	8.04	9.48	8.44
25	6.02	6.06	7.09	8.38	9.30	9.02	9.05	8.77
26	3.69	6.02	6.30	6.54	7.69	7.50	7.22	6.71
27	6.54	6.54	7.09	7.16	7.39	6.02	6.77	7.09
28	4.94	4.94	3.52	7.91	8.52	8.43	8.96	8.15
平均 Mean	5.20	5.26	5.62	6.57	7.12	7.04	7.11	7.14

二月逐日絕對濕度 (mm)

in the Month of February, 1938. (mm)

14	15	16	17	18	19	20	21	平均 Mean
7.34	6.92	6.62	7.14	6.95	6.18	6.69	6.35	6.94
6.63	5.95	3.95	5.90	6.54	6.69	6.06	6.55	6.31
7.34	6.62	6.62	6.70	6.95	6.92	6.69	6.71	6.74
6.99	7.32	7.52	7.47	7.22	7.74	7.50	7.73	7.27
6.92	6.62	5.90	6.42	6.18	6.19	6.06	6.59	6.40
5.95	5.35	5.90	5.07	5.88	5.55	6.59	6.59	5.85
6.63	6.40	7.20	6.18	6.00	6.18	5.83	5.83	6.23
7.34	6.62	6.70	5.76	6.54	5.95	5.95	6.19	6.34
7.22	8.32	7.99	7.22	6.99	6.89	6.57	6.59	7.27
6.42	6.95	5.88	6.69	7.22	6.59	6.00	6.57	6.37
5.07	4.85	5.01	5.83	6.28	6.59	6.02	6.06	5.56
7.09	6.07	5.49	4.97	4.94	4.48	4.57	4.57	5.53
5.35	4.43	4.72	5.30	5.24	5.20	5.49	4.97	5.17
6.29	6.42	5.88	5.30	6.06	6.00	5.49	5.73	6.87
7.34	7.34	6.62	6.85	6.95	6.18	6.16	6.06	6.57
7.42	7.94	7.34	7.44	6.00	7.19	6.69	7.22	6.88
7.64	7.94	7.34	6.85	6.99	6.18	6.69	6.71	6.88
7.34	6.92	7.67	7.22	6.29	5.95	6.19	6.06	6.64
5.95	5.35	5.64	4.62	5.30	5.55	5.24	5.50	5.38
5.78	5.49	5.49	6.07	6.07	5.30	5.02	5.25	4.92
7.47	6.82	6.18	6.18	6.69	6.35	6.57	6.02	5.90
6.95	6.95	6.29	6.54	6.46	6.35	6.59	6.28	6.84
6.62	6.65	7.44	7.38	6.95	6.69	6.71	7.11	6.97
8.15	7.44	7.14	6.42	7.19	6.69	7.22	7.21	7.27
6.70	7.24	7.24	7.52	6.69	6.78	6.02	5.50	7.31
6.35	6.59	6.59	6.87	7.11	7.16	7.09	7.09	6.62
7.39	7.74	7.22	7.50	7.50	7.68	7.09	6.54	7.08
8.15	7.73	7.38	6.95	6.82	7.22	6.87	6.87	7.21
6.85	6.70	6.53	6.44	6.50	6.35	6.27	6.29	6.44

中 華 民 國 二 十 七 年

Relative Humidity of every day.

日 D	Relative Humidity of every day.											
	1	2	3	4	5	6	7	8	9	10	11	12
1	80.8	81.2	83.0	86.2	87.3	89.7	92.0	93.0	92.4	85.0	75.8	69.0
2	72.0	75.2	78.0	80.5	82.3	84.0	86.8	87.1	82.5	68.5	45.0	40.0
3	72.3	72.5	74.0	74.5	76.0	77.5	79.5	80.9	72.5	69.0	50.0	46.0
4	72.5	73.8	73.5	77.5	80.0	81.5	85.0	87.5	87.5	84.0	71.0	61.5
5	81.0	81.5	81.5	81.2	81.2	81.8	82.6	82.6	80.0	71.0	52.5	49.0
6	66.2	67.5	68.5	70.1	72.5	75.0	77.0	78.0	55.0	49.0	39.5	39.2
7	67.6	69.0	71.0	72.5	74.0	79.0	78.0	78.5	70.0	56.0	41.5	39.9
8	58.9	60.0	63.8	67.5	69.0	70.5	71.1	71.4	62.5	51.5	47.0	42.6
9	73.5	74.0	75.0	77.4	80.0	85.0	86.0	82.9	89.0	91.2	91.0	93.0
10	82.6	83.0	84.0	84.0	84.5	85.0	85.7	85.4	81.0	64.0	51.0	56.0
11	89.0	80.0	80.0	82.5	83.0	84.6	84.5	84.7	64.0	50.5	42.0	40.6
12	94.9	85.8	87.0	87.2	86.0	89.0	90.0	93.0	86.5	89.0	68.0	67.6
13	70.0	71.3	72.0	74.0	77.5	80.0	81.5	82.0	70.0	58.0	51.8	47.5
14	67.0	67.5	68.8	71.5	73.5	77.5	77.5	79.0	71.0	62.6	56.0	57.5
15	61.0	62.0	66.0	69.0	70.0	70.5	73.0	73.2	62.5	52.6	48.5	45.0
16	61.5	62.8	67.5	69.0	71.5	72.5	72.6	70.5	57.5	52.6	46.8	42.6
17	67.0	67.2	69.0	70.0	72.5	75.0	76.5	77.5	60.0	52.5	49.0	48.0
18	69.0	70.5	72.6	73.8	75.5	77.0	79.0	79.5	70.0	54.8	51.0	49.7
19	68.0	71.4	72.4	73.9	74.5	75.5	75.3	76.0	68.0	55.0	47.6	42.5
20	84.6	85.3	85.0	83.8	82.6	82.5	82.5	83.9	81.5	78.0	72.5	66.0
21	85.0	86.0	87.0	87.4	88.8	90.0	90.5	91.4	91.0	88.6	80.0	74.0
22	85.0	87.0	89.5	90.5	91.5	92.0	94.0	94.5	93.0	91.6	80.0	76.5
23	87.0	88.0	90.0	91.4	93.5	94.5	95.0	96.5	91.0	74.0	51.0	44.0
24	89.4	89.3	90.0	90.0	90.0	90.0	90.0	91.2	90.8	87.5	81.0	71.5
25	82.0	85.5	87.5	92.0	93.0	95.0	95.0	93.5	92.5	83.0	72.4	62.5
26	86.5	87.4	88.0	89.0	90.0	90.0	91.0	90.5	87.5	86.0	82.5	77.5
27	88.0	88.0	89.5	91.0	91.5	92.5	93.0	92.5	92.0	89.0	94.0	97.5
28	94.0	94.0	95.0	95.0	95.0	97.0	98.0	98.8	92.5	85.0	76.0	63.0
Mean	76.3	77.4	79.0	80.4	81.8	83.4	84.4	85.0	78.4	70.0	61.4	57.5

二月逐日相對溫度 (%)

In the Month of February, 1938. (%)

13	14	15	16	17	18	19	20	21	22	23	24	平均 Mean
60.0	47.2	41.2	40.0	39.8	42.0	47.0	48.0	58.0	62.0	64.5	67.6	68.0
37.0	55.5	55.0	36.5	46.5	47.0	54.0	61.0	64.0	65.0	67.0	68.8	62.1
44.5	43.2	42.6	42.0	45.0	47.0	55.0	60.0	65.0	64.7	63.0	68.0	61.5
56.5	57.5	60.0	64.0	75.0	89.0	80.0	82.5	82.5	82.0	80.6	80.6	75.8
45.0	41.1	43.6	42.5	42.6	43.0	43.0	51.0	55.5	58.0	61.0	63.0	62.5
37.0	32.5	29.7	29.7	29.5	32.4	37.0	45.0	55.0	55.1	58.0	61.0	52.6
37.5	36.5	36.5	39.0	39.0	40.0	45.0	49.5	51.5	53.5	57.0	57.5	55.8
40.0	49.1	43.0	46.5	18.0	50.5	52.4	52.6	56.5	58.5	70.0	70.5	56.8
51.0	84.0	85.0	83.8	78.0	76.2	75.1	77.4	79.0	80.0	80.0	82.0	82.4
51.5	48.0	48.2	49.0	55.0	58.8	64.0	65.0	69.9	72.0	74.0	76.5	69.5
36.5	35.5	38.0	41.0	51.0	76.0	79.9	80.0	81.0	83.0	83.0	82.7	67.8
65.0	88.5	75.0	65.0	60.0	58.8	61.0	62.5	65.0	65.2	66.0	67.5	75.2
44.0	31.0	33.6	34.0	35.0	11.0	50.0	37.5	62.4	62.4	64.0	65.5	59.2
52.0	49.5	48.8	48.7	48.7	51.0	55.0	56.0	58.0	59.0	59.0	59.0	61.4
42.0	41.0	40.0	40.0	42.5	44.5	48.0	49.9	53.0	54.0	56.2	57.5	55.1
41.0	39.5	40.5	41.8	43.5	44.0	50.0	54.0	59.0	61.0	64.5	65.5	56.3
46.5	45.2	45.0	45.5	45.0	47.5	49.0	55.0	59.0	60.5	63.6	65.0	58.7
44.0	41.4	38.0	37.6	32.6	47.7	48.0	50.0	53.0	55.0	57.5	62.0	58.1
37.0	32.0	30.2	28.7	29.7	32.5	32.5	41.4	47.5	52.5	78.5	82.0	55.4
62.0	61.0	60.2	61.5	64.0	71.0	75.0	76.0	78.0	80.0	81.2	82.0	75.8
68.0	65.0	57.5	56.5	56.5	59.0	62.5	65.0	69.0	74.0	80.0	84.2	76.5
65.0	61.5	59.0	56.5	57.5	61.3	69.0	72.4	73.5	76.0	80.0	82.5	78.2
41.5	49.2	40.0	40.0	42.5	52.0	56.5	61.5	69.0	73.0	83.0	87.0	70.1
57.5	51.0	45.0	45.0	47.5	54.0	57.0	60.6	70.0	75.0	76.5	78.0	73.7
53.0	48.5	52.0	47.5	49.5	62.8	79.8	83.0	86.0	86.5	85.2	86.2	77.4
76.5	83.0	80.0	79.0	81.5	82.5	83.8	85.0	85.5	87.0	87.5	88.6	85.3
95.0	91.5	88.0	82.5	79.0	82.0	85.0	85.2	89.5	90.2	92.0	92.5	89.6
52.5	52.5	52.6	48.5	49.0	53.0	56.0	65.0	77.0	78.0	78.5	78.5	75.9
52.8	51.1	49.6	48.9	50.5	54.9	59.2	62.6	66.9	68.7	71.9	73.7	67.7

中華民國二十七年

Form and Direction of Clouds of every

新到 時 D.	6		7		8		9		10		11	
	狀 For.	向 Dir.	狀 For.	向 Dir.	狀 For.	向 Dir.	狀 For.	向 Dir.	狀 For.	向 Dir.	狀 For.	向 Dir.
1	S		S		S		SK		SK	W	FK	W
2	C		C						CK	W	CK	W
3	C		AK		N	W	N	W	FS	W	SK	W
4	C	W	S	W	SK	W	SK	W	AS	W	SK	W
5	S	W	S	W					SK	W	SK	W
6			C				C		C		C	
7	CK	W	CK	W	CK		CK		CS		W	W
8	CK		CK		CK	W	CK	W	AK	WSW	AK	WSW
9	N	SW	N	SW	N	W	N	W	N	WSW	N	WSW
10	S	WSW	S	WSW	SK	WSW	SK	W	SK	W	SK	W
11									SK	W	SK	W
12	AK	W	AK	W	AK	W	AK	W	AK	W	N	W
13									W	W	C	WNW
14	S	W	S	W	S	W	S	W	SK	W	SK	W
15	C	W	C	W	C	W	C	W	C	W	C	W
16	C	W	C	W	C	W	C		C		C	
17	FS		FS						FS	W	FS	W
18					S	W	FS	W	FS	W		
19												
20	N	F	N	ESE	N	ESE	N	ESE	AS	ESE	AK	SW
21	C		C	W	S	W	S	W	S	W	S	W
22	S	W	S	W	S	W	S	W	S	W	S	W
23	S	W	S	W	S	W	S	W	S	W	S	W
24	S	SW	S	SW	S	SW	S	SW	S	SW	S	SW
25	S	W	S	W	S	W	S	W	SK	W	SK	W
26	AS	W	AS	W	AS	W	AS	W	AS	W	AS	W
27	AS	W	AK	W	AS	W	AS	W	N	W	N	W
28	C		C	W	C	W	C	W	C	W	C	W

二月逐日雲狀及雲向

day, in the Month of February, 1938.

12		13		14		15		16		17		18		日期 Date
狀 For.	向 Dir.	狀 For.	向 Dir.	狀 For.	向 Dir.	狀 For.	向 Dir.	狀 For.	向 Dir.	狀 For.	向 Dir.	狀 For.	向 Dir.	
FK	W	FK		FK		FK		CK		CK		CK		1
CK	W	CK	W	CK	W	AK	W	AK	W	CK	W	CK	W	2
SK	W	SK	W	SK	W	SK	W	SK	W	SK	W	SK	W	3
SK	W	SK	W	SK	W	SK	W	SK	W	N	W	SK	W	4
SK	W	SK	W	SK	W	SK	W	K	W	FK	W	FK	W	5
														6
C		FK	WSW			FK	W	FK	W	FK	W			7
AS	W	AS	W	SK	W	SK	W	SK	W	SK	W	S	W	8
N	SW	N	SW	N	SW	N	SW	SK	SW	SK	SW	SK	SW	9
SK	W	SK	W	SK	W	SK	W	SK	W	SK	W	SK	W	10
SK	W	SK	W	SK	W	SK	W	SK	W	N	W	SK	W	11
N	W	N	WSW	SK	WSW	SK	WSW	SK	W	SK	W	SK	W	12
SK	W	SK	W	K	W	K	W	K	W	FK	W			13
C	W	C	W	C	W	C	W	C	W	C	W	C	W	14
C														15
FK	W	FK	WSW	FK	WSW	FK	WSW	FK	WSW	FK	W	FK	FK	16
														17
														18
												FK	WSW	19
														20
AK	SW	CS	SW	FK										21
SK	W	SK	W	FK	W	FK	W	FK	W	FK	W	FK	W	22
SK	W	SK	W	SK	W	SK	W	SK	W	SK	W	SK	W	23
S	W	FK	W	FK	W	FK	W	FK	W	FK	W			24
SK	SW	SK	WSW	SK	WSW	SK	WSW	C	WSW	C	WSW	CK	WSW	25
SK	W	SK	W	SK	W	SK	W	SK	W	SK	W	SK	W	26
AS	SW	AS	SW	AS	SW	AK	SW	AK	SW	AK	SW	AK	SW	27
N	W	AK	W	AK	W	SK	W	SK	W	SK	W	SK	W	28
C	W	C	W	C	W	C	W	C	W	CS	W	C	W	29

中華民國二十七年二月逐日雲量

Cloud Amount of every day, in the Month of February, 1938.

H. D.	Cloud Amount																				
	6	7	8	9	10	11	12	13	14	15	16	17	18	19	20	21	平均 Mean				
1	0.0	0.0	0.0	0.0	0.1	0.1	0.2	0.1	0.1	0.1	0.2	0.4	0.4	0.2	0.0	0.0	0.1				
2	0.2	0.5	1.5	0.5	1.2	1.4	1.5	1.8	1.5	2.5	2.5	3.0	2.5	1.2	0.5	0.1	1.4				
3	0.5	0.5	0.0	0.0	0.8	2.0	3.5	7.1	7.5	7.5	7.8	6.5	4.1	3.0	2.5	2.0	3.4				
4	3.5	4.5	9.5	9.8	8.5	6.1	4.8	8.1	6.0	6.5	8.0	9.0	2.1	2.6	2.0	4.1	5.0				
5	3.5	3.5	7.8	9.0	8.0	8.1	5.0	6.6	6.8	4.7	2.5	1.5	0.4	0.4	0.0	0.6	4.1				
6	0.6	0.1	0.5	0.1	0.1	0.1	0.0	0.1	0.0	0.0	0.0	0.0	0.1	0.0	0.0	0.1	0.0				
7	3.5	3.5	1.1	0.6	0.7	0.1	0.5	0.1	0.0	0.2	0.5	0.1	0.1	0.0	0.0	0.1	0.7				
8	0.5	2.6	1.0	1.0	8.5	8.5	7.5	8.0	8.0	9.2	9.5	9.7	10.1	10.0	10.0	9.5	7.1				
9	10.1	0.1	0.1	0.0	10.1	10.1	10.0	10.0	10.0	9.4	5.1	3.5	3.1	0.1	0.1	0.1	7.0				
10	4.1	3.0	4.1	3.5	3.6	4.5	4.0	4.0	4.0	5.5	4.5	5.0	4.0	0.1	3.0	1.1	3.7				
11	0.0	0.0	0.0	0.0	0.5	1.0	1.5	3.0	3.8	5.0	9.2	10.0	2.1	3.0	3.0	2.0	2.8				
12	8.5	8.8	9.2	9.5	9.9	9.8	9.8	10.0	6.6	9.0	7.1	6.2	3.5	1.5	1.0	0.1	6.9				
13	0.0	0.0	0.1	0.0	0.5	2.0	0.0	0.0	0.0	0.0	0.0	0.0	0.1	1.5	2.2	3.1	6.6				
14	3.7	2.0	4.5	7.0	7.0	8.5	9.2	6.5	4.0	3.0	0.5	0.5	0.0	0.0	0.0	0.1	3.5				
15	3.5	4.0	3.5	4.0	2.5	4.5	3.4	3.2	3.0	3.0	3.0	2.5	2.5	1.5	0.4	0.5	2.8				
16	3.5	4.5	4.5	4.0	3.6	3.0	2.5	1.5	2.0	1.0	0.5	0.3	0.5	0.0	0.0	0.1	1.9				
17	0.5	0.1	0.0	0.0	0.1	0.1	0.8	1.0	1.0	0.3	0.5	0.2	0.2	0.0	0.0	0.1	0.5				
18	0.0	0.0	0.1	0.5	0.1	0.0	0.0	0.0	0.0	0.0	0.0	0.0	0.0	0.0	0.0	0.0	0.0				
19	0.4	0.0	0.0	0.0	0.0	0.0	0.0	0.0	0.0	0.0	0.0	0.0	0.2	0.0	0.0	0.1	0.0				
20	10.0	10.0	10.0	10.0	9.9	8.5	5.0	3.0	0.1	0.0	0.0	0.0	0.0	0.0	0.0	0.0	4.2				
21	2.5	2.5	9.9	10.0	10.0	7.5	2.5	2.0	1.0	0.3	0.1	0.1	0.1	0.0	0.0	0.0	3.0				
22	9.9	10.0	9.0	10.0	9.0	7.8	7.5	7.5	7.0	7.0	6.5	6.8	2.0	1.0	0.0	0.0	6.0				
23	0.5	0.5	0.2	0.5	3.0	1.5	1.0	0.3	0.5	0.5	0.5	0.1	0.0	0.0	0.0	0.0	0.5				
24	10.0	10.0	10.0	10.0	9.8	7.5	4.0	3.5	3.0	2.0	3.0	4.0	1.5	0.8	0.0	0.0	4.9				
25	7.5	9.8	9.5	7.8	6.8	7.0	6.5	6.8	8.0	7.0	6.5	6.0	8.0	7.0	3.5	3.0	6.9				
26	10.0	0.0	9.9	9.9	9.9	9.5	9.5	9.5	9.9	9.6	8.5	8.0	7.0	7.0	8.2	9.0	9.1				
27	9.5	9.7	9.5	9.5	9.5	10.0	10.0	10.0	8.5	7.0	6.0	3.0	2.0	1.0	1.0	0.5	6.7				
28	0.5	0.5	0.7	5.5	6.5	6.6	5.0	6.0	6.7	4.0	2.8	2.0	1.0	0.3	0.0	0.0	3.0				
平均 Mean	3.0	4.0	4.4	4.7	5.0	4.8	4.1	4.2	3.9	3.7	3.4	3.2	2.0	1.5	1.3	1.3	3.5				

中華民國二十七年二月逐日能見度

Visibility of every day, in the Month of February, 1938.														平均
日 D.	6	7	8	9	10	11	12	13	14	15	16	17	18	Mean
1	4	4	3	2	5	6	8	8	8	8	8	7	3	6.5
2	5	2	1	1	4	6	8	8	8	8	8	8	4	5.7
3	8	4	1	2	7	8	8	8	8	8	8	8	8	6.6
4	7	4	5	5	8	8	9	9	9	8	8	8	4	6.9
5	7	8	9	9	8	9	9	9	9	9	9	8	8	8.5
6	7	2	1	4	8	9	9	9	9	9	9	9	9	7.2
7	5	5	1	1	8	8	9	9	9	9	9	9	9	6.9
8	6	4	2	8	8	8	8	8	8	8	8	7	6	6.8
9	4	4	6	5	4	4	7	7	8	8	9	9	8	6.5
10	7	7	2	2	8	8	8	9	9	9	9	9	9	7.4
11	8	2	1	2	8	8	9	9	9	9	8	5	3	6.2
12	6	4	8	5	8	9	8	8	8	7	8	8	6	7.2
13	7	2	2	3	5	6	8	8	8	8	8	8	8	6.2
14	6	2	1	4	8	8	8	8	8	8	8	8	7	6.5
15	7	2	2	7	8	8	8	9	9	9	9	9	9	7.4
16	8	4	4	8	8	8	9	9	9	9	9	9	7	7.8
17	7	2	2	8	8	9	9	9	9	9	9	9	9	7.6
18	7	2	1	4	8	9	9	9	9	9	9	9	9	7.2
19	5	2	2	4	8	8	9	9	9	9	9	9	9	7.1
20	7	7	7	7	7	7	7	7	7	7	7	3	5	6.2
21	5	2	2	3	4	4	5	6	6	6	6	4	4	4.4
22	5	2	3	2	4	5	5	5	5	5	7	6	6	4.7
23	5	2	2	2	6	8	8	8	8	8	8	8	8	6.2
24	4	2	3	4	4	4	4	7	7	8	8	7	7	5.3
25	5	3	3	3	4	5	7	8	8	8	8	8	7	5.9
26	7	7	7	5	5	6	6	7	8	8	7	6	7	6.6
27	6	6	1	4	8	2	4	7	8	8	8	9	9	6.4
28	4	2	2	2	7	8	8	8	8	8	8	8	8	6.2
平均 Mean	6.0	3.5	3.1	4.3	6.6	7.	7.6	8.0	8.1	8.2	8.1	7.6	7.3	6.6

中華民國二十七年

Wind Direction and Wind Velocity of

日期 日 D.	6		7		8		9		10		11		12		13	
	向 Dir.	速 Vel.	向 Dir.	速 Vel.	向 Dir.	速 Vel.	向 Dir.	速 Vel.	向 Dir.	速 Vel.	向 Dir.	速 Vel.	向 Dir.	速 Vel.	向 Dir.	速 Vel.
1	NNE	3.0	NNE	4.7	NNE	3.4	NNE	4.6	ESE	0.5	SSW	1.0	SSW	5.3	SSW	10.0
2	SSW	2.0	SW	0.3	C	0.0	S	2.8	SSW	7.7	SSW	11.4	WSW	11.4	W	10.8
3	WSW	0.3	WSW	0.3	SSW	0.5	SSW	3.9	SW	2.0	SW	16.0	W	9.6	SW	17.2
4	SSW	1.9	N	1.0	W	2.1	W	4.5	W	6.0	SW	11.1	WSW	11.4	WSW	11.9
5	NNW	0.7	N	0.3	C	0.0	SSE	0.3	WSW	3.0	W	7.2	W	8.1	WSW	10.2
6	W	0.5	WSW	0.3	SSW	0.7	SSW	4.6	WSW	10.1	NNW	3.7	WSW	9.0	WSW	10.7
7	N	1.7	NNE	0.6	C	0.0	SSW	1.6	WSW	3.0	W	7.5	W	7.8	WSW	9.8
8	WSW	0.4	C	0.0	C	0.0	WSW	5.6	WSW	5.7	W	5.7	W	6.7	WSW	16.2
9	WNW	0.6	C	0.0	WSW	0.9	WSW	0.6	SSW	1.8	SSW	0.9	WSW	2.2	WSW	8.1
10	NNE	0.4	C	0.0	SW	0.5	E	0.7	WSW	5.5	WSW	8.4	WSW	9.7	WSW	5.5
11	NNE	3.3	NNE	0.9	NNE	0.3	SW	1.4	SSW	9.0	SSW	10.1	SSW	6.0	WSW	11.4
12	NNE	0.4	NNE	0.3	NNE	0.5	SSE	2.5	WSW	8.9	WSW	15.0	SW	12.9	WSW	8.5
13	NNE	1.9	NNE	0.5	C	0.0	WSW	0.4	SSW	2.7	SSW	10.1	SSW	9.2	S	7.4
14	N	0.4	NNW	0.3	C	0.0	WSW	8.9	WSW	11.1	WSW	8.3	W	2.8	WSW	7.0
15	NNE	0.5	C	0.0	NNW	0.4	SE	1.0	SE	0.8	WSW	6.9	SW	10.7	WSW	9.5
16	NNE	0.6	ESE	0.4	C	0.0	SSE	2.4	S	2.7	SSW	5.5	WSW	7.9	WSW	7.0
17	SSW	0.4	SSW	0.3	SSW	1.4	WSW	2.3	WSW	8.4	WSW	10.1	WSW	10.6	WSW	12.8
18	SSW	0.7	SSW	0.4	SSW	4.4	SSW	5.1	SW	7.2	WSW	8.3	SSW	9.3	WSW	10.9
19	NNW	1.6	C	0.0	W	0.3	SSW	4.7	SSW	2.3	SSW	11.3	SSW	10.6	SSW	9.0
20	E	1.8	ENE	1.1	NNE	1.5	E	1.5	E	0.4	SSE	4.0	N	2.0	SSW	2.4
21	NNE	0.5	NNE	0.4	NNH	0.3	E	0.7	ESE	0.4	S	8.4	SSW	1.7	SSW	6.9
22	ENE	0.5	E	0.3	C	0.0	C	0.0	SSW	2.2	SSE	7.7	SSW	6.6	SSW	4.9
23	NNE	3.3	NNE	0.4	NNE	0.3	SSE	0.4	SSW	9.3	W	3.8	NW	5.0	WSW	9.8
24	NNE	0.7	NNE	0.4	NE	0.9	SSE	0.7	SSW	3.5	SSW	5.1	S	5.6	SSW	3.2
25	NNE	1.1	NNE	0.3	NNE	0.5	SW	3.5	SSW	5.0	S	10.8	SSW	7.3	SSW	9.9
26	E	1.2	NNE	2.8	NNE	3.0	NE	1.1	NNE	4.3	E	4.4	SE	4.6	S	2.6
27	NNE	0.4	C	0.0	SSW	2.9	SSW	6.7	SSW	8.1	NNW	8.1	NE	0.4	SE	5.2
28	NNE	1.0	NNE	0.6	C	0.0	SSW	2.1	S	3.1	WSW	8.9	SSW	7.8	SW	12.1
平均 Mean		1.1		0.6		0.9		2.9		5.3		7.8		7.2		9.1

二月逐日風向及風速

every day, in the Month of February, 1938.

14		15		16		17		18		19		20		21		平均
向	速	向	速	向	速	向	速	向	速	向	速	向	速	向	速	
Dtr.	Vel.	Dtr.	Vel.	Dtr.	Vel.	Dtr.	Vel.	Dtr.	Vel.	Dtr.	Vel.	Dtr.	Vel.	Dtr.	Vel.	
SSW	11.7	SSW	8.9	SSW	6.7	SSW	9.0	SSW	4.3	SW	2.7	SSW	3.0	W	0.9	5.0
WSW	11.7	WSW	10.5	SW	12.2	SW	7.1	SW	6.0	WSW	4.5	SSW	6.3	SW	3.3	6.8
W	12.4	W	8.2	W	8.3	W	5.6	WSW	2.8	SW	5.2	SW	3.9	WSW	4.0	6.7
WSW	11.8	WSW	11.8	WSW	3.2	WSW	4.3	SSW	1.3	SSW	1.0	SE	1.4	C	0.0	5.7
WSW	9.2	WSW	8.2	WSW	9.3	W	5.9	WSW	3.7	WSW	0.4	WSW	0.6	WSW	2.5	4.5
WSW	8.4	WSW	12.0	WSW	6.9	WSW	10.8	SW	4.4	WSW	6.0	SSW	0.8	WSW	0.5	5.6
WSW	7.3	WSW	9.7	WSW	5.5	WSW	10.1	SW	9.1	SW	1.0	SSW	2.6	WSW	5.4	5.2
WSW	11.2	WSW	13.2	WSW	9.2	WSW	10.1	WSW	6.5	SW	8.2	SSW	4.9	SW	4.6	6.8
WSW	6.4	WSW	7.6	WSW	12.0	WSW	7.8	WSW	2.8	WSW	4.5	C	0.0	SSW	1.7	3.6
WSW	11.3	WSW	7.9	WSW	9.9	WSW	8.4	SW	0.9	SW	1.0	C	0.0	SSW	0.5	4.4
SW	14.5	SW	15.8	SW	19.7	WSW	2.9	WSW	0.4	WSW	0.4	WSW	0.9	C	0.0	6.3
WSW	10.4	WSW	8.6	WSW	10.0	WSW	13.8	WSW	8.4	SSW	4.7	WSW	3.6	WSW	10.5	7.4
SSW	7.0	SSW	8.7	SSW	9.0	SSW	7.5	WSW	3.6	WSW	4.7	WSW	1.8	WSW	3.1	4.8
WSW	8.7	WSW	10.2	WSW	6.9	W	8.2	WSW	1.7	W	0.6	W	4.0	SSE	0.4	5.0
WSW	9.8	WSW	15.9	WSW	10.2	WSW	5.5	WSW	4.9	SSW	4.2	WSW	1.5	WSW	6.7	5.5
SW	9.4	WSW	9.7	SSW	9.5	WSW	7.1	WSW	11.7	SW	3.4	SW	3.1	SW	2.0	5.2
SSW	12.7	WSW	13.6	WSW	4.8	WSW	8.2	WSW	1.2	WSW	3.6	SW	4.3	WSW	5.0	6.6
W	7.9	WSW	10.5	W	10.0	WSW	10.1	WSW	3.2	SW	5.1	SW	4.3	SW	5.6	6.5
W	9.0	W	5.7	WSW	9.8	SW	6.7	WSW	6.5	SW	6.0	WSW	1.1	N	0.5	5.8
SSE	3.6	SSE	3.7	SSE	4.2	SSW	5.1	W	0.9	N	0.4	E	0.4	E	0.3	2.1
S	3.4	S	6.3	S	6.8	S	4.7	SSW	1.2	SW	0.9	W	0.5	SSE	0.3	2.7
W	5.3	WSW	7.1	SSW	8.3	SW	9.6	SW	5.9	SW	4.5	SW	5.1	SW	1.0	4.3
WSW	7.3	WSW	6.5	SW	5.0	WSW	6.9	SSW	6.6	SW	5.0	WSW	2.4	N	0.9	4.6
SSW	11.8	SSW	8.7	SW	11.4	SSW	6.6	SSW	6.2	SSW	0.9	SW	0.6	SSW	2.1	4.3
S	6.4	S	1.6	WSW	3.7	NW	2.5	E	6.9	NE	4.8	NNE	2.2	ENE	1.3	4.4
SSW	4.0	SSW	9.2	SSW	8.9	SSW	5.9	SSW	2.8	SSE	2.7	NNE	0.7	C	0.0	3.6
S	5.3	SSW	2.8	WSW	4.0	SW	2.7	WSW	0.8	C	0.0	C	0.0	W	0.5	3.0
SW	14.9	SW	10.4	SW	10.8	SSW	5.4	SSW	4.6	SSW	2.3	SW	3.6	SSW	1.8	5.6
	9.0		9.1		8.4		7.1		4.4		3.2		2.3		2.3	5.0

中華民國二十七年

Rainfall Amount, in the									
H D.	H.	Rainfall Amount, in the							
		9--10	10--11	11--12	12--13	13--14	14--15	15--16	16--17
1									
2									
3									
4		T					T		
5							T	0.1	
6									
7									
8									
9		0.1	0.6	1.0	T		0.3	T	
10									
11								T	
12				T	T	0.9			
13									
14									
15									
16									
17									
18									
19									
20									
21									
22									
23									
24									
25									
26						T			
27			7.6	1.2					
28									
總計 Total		0.1	8.2	2.2	T	0.9	0.3	T	0.1

二月逐日雨量

Month of February, 1938. (mm)

17-18	18-19	19-20	20-21	本日翌日 21-6	6-7	7-8	8-9	計總 Total	日期 Date
									1
									2
0.3						T	0.2	0.2	3
								0.4	4
									5
									6
				0.2	T	0.1		0.3	7
								2.0	8
0.1									9
									10
								0.1	11
								0.9	12
									13
									14
									15
									16
									17
									18
									19
									20
									21
									22
									23
									24
									25
								T	26
								5.8	27
									28
0.4				0.2	T	0.1	0.2	12.7	總計 T

中華民國二十七年二月

Daily Values of Meteorological Elements

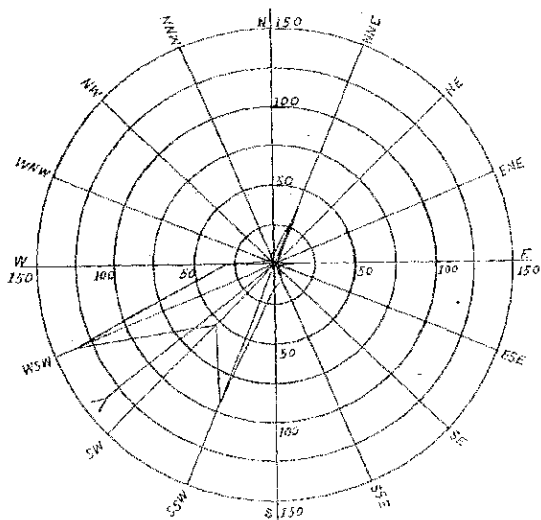
日期 Date	氣壓 pressure (600mm+)	溫度 Temperature (°C)				露溫 Grass Temp. (°C)	地溫 Earth Temp. at the Depth of 10cm (°C)
		平均 Mean	最高 Max.	最低 Min.	變差 Range		
1	7.09	14.8	21.0	4.5	16.5	3.2	13.5
2	5.66	15.4	21.4	6.3	15.1	4.2	13.6
3	4.65	15.2	21.4	6.5	14.9	4.7	13.7
4	3.50	13.6	18.8	7.7	11.1	5.7	13.8
5	4.25	14.6	20.3	6.0	14.3	4.3	13.8
6	5.00	14.9	20.6	5.6	15.0	3.8	13.9
7	5.32	15.6	21.7	5.2	16.5	3.2	14.0
8	5.06	15.6	21.4	6.1	15.0	4.5	14.0
9	3.33	11.7	15.5	9.3	6.2	8.0	14.1
10	4.13	12.7	18.0	4.3	13.7	2.7	14.0
11	3.72	11.8	18.3	2.9	15.4	1.4	14.0
12	2.54	9.2	12.3	4.0	8.3	2.4	14.0
13	2.98	11.3	17.9	0.5	17.4	-1.2	13.9
14	2.74	12.4	17.7	4.4	13.3	2.5	13.8
15	2.86	15.4	21.7	5.4	16.3	3.1	13.7
16	4.69	16.2	22.3	6.4	16.1	4.5	13.6
17	4.35	16.2	21.8	6.8	15.0	5.0	13.6
18	3.65	15.9	22.0	6.7	15.3	4.7	13.6
19	4.42	14.6	20.8	5.0	15.8	2.8	13.7
20	9.41	7.8	13.4	1.3	12.1	1.0	13.8
21	10.32	10.5	17.0	0.5	16.5	-0.5	13.9
22	9.79	13.0	17.7	4.5	12.9	3.7	14.0
23	10.54	14.3	20.5	4.3	16.2	2.8	14.0
24	11.57	14.4	19.8	6.3	13.5	4.8	14.0
25	10.95	14.0	20.0	6.5	13.5	4.8	14.0
26	12.36	10.9	14.4	4.7	7.7	6.5	14.0
27	9.84	10.3	14.0	6.8	7.2	6.3	14.0
28	6.79	13.6	19.5	2.6	16.9	1.4	14.0
總數或平均 T. or M.	6.13	13.4	18.9	5.1	13.8	3.6	13.9

月 逐 日 氣 象 平 均 要 素 表

in the Month of February, 1938.

濕 度 Humidity		雲 量 Amount of cloud 0-10	風 Wind		雨 Rainfall		能 見 度 Vis. 0-9	蒸 發 量 Amount of Evap. mm	雜 項 Miscell- aneous Informa- tions
絕 對 Absolute mm	相 對 Relative %		平 均 速 Mean vel. m/s	最 多 向 Dir. Domia	量 Amf. mm.	時 數 Dur. h			
6.94	68.0	0.1	5.0	SSW			6.5	2.9	
6.31	62.3	1.4	6.8	WSW			5.7	3.3	
6.74	61.6	3.4	6.7	SW	0.2	0.4	5.6	3.4	
7.27	75.8	5.9	5.7	WSW	0.4	0.8	6.9	2.8	
6.40	62.5	4.1	4.5	WSW			8.3	3.0	
5.85	52.6	0.0	5.6	WSW			7.2	3.6	
6.23	55.9	0.7	5.2	WSW			6.0	3.6	
6.34	56.8	7.1	6.8	WSW	0.3	1.1	6.8	3.4	
7.27	82.4	7.0	3.6	WSW	2.0	2.6	6.5	1.7	
6.37	69.5	3.7	4.4	WSW			7.4	2.3	
5.56	67.8	2.8	6.3	WSW	0.1	0.3	6.2	2.8	
5.55	75.2	6.9	7.4	WSW	0.9	0.9	7.2	1.9	
5.17	59.2	0.6	4.8	SSW			6.2	2.8	
5.87	61.4	3.5	5.0	WSW			6.5	3.2	
6.57	55.1	2.8	5.5	WSW			7.4	3.8	
6.88	56.3	1.9	5.2	WSW			7.8	3.7	
6.88	58.7	0.3	6.6	WSW			7.6	3.9	
6.64	58.1	0.0	6.5	WSW			7.2	4.1	
5.38	55.4	0.0	5.8	SSW			7.1	4.7	
4.92	75.8	4.2	2.1	E			6.7	1.8	
5.90	76.5	3.0	2.7	S			4.4	2.0	
6.84	78.2	6.3	4.3	SW			4.7	2.0	
6.87	70.1	0.5	4.6	WSW			6.2	2.9	
7.27	73.7	4.9	4.3	SSW			5.3	2.3	
7.31	77.4	6.9	4.4	NNE			5.9	2.5	
6.62	85.3	9.1	3.6	SSW	T		6.6	1.6	
7.08	89.6	6.7	3.0	SSW	8.8	1.1	6.1	1.8	
7.21	75.9	3.0	5.6	SSW			6.2	2.1	
6.44	67.7	3.5	5.0		12.7	7.2	6.6	80.2	

中華民國二十七年二月份風向圖
WIND ROSE FOR FEBRUARY, 1938



—— 風向次數 >—— 合成風向
Frequency Resultant Direction

方向 Dir.	N	NNE	NE	ENE	E	ESE	SE	SSE	S	SSW	SW	WSW	W	WNW	NW	NNW	V	Σ
次數 Frequency	8	36	2	3	11	4	5	12	15	94	54	136	32	3	2	6		23
百分數 %	1.8	8.0	0.5	0.7	2.5	0.9	1.1	2.7	3.5	21.0	12.4	30.9	7.1	0.7	0.4	1.3		5.1

雲南省立
昆明測候所

氣象月報

第三卷 第三期



龔自知題



中華民國二十七年三月份

— 1 —

MONTHLY METEOROLOGICAL BULLETIN

OF
METEOROLOGICAL STATION OF YUNNAN PROVINCE,
KUNMING.

March, 1938. VOL. 3, NO. 3.

目 次

Table of Contents

本月份天氣概況 *A Summary of Weather Conditions, during the
Month of March, 1938.*

本月份氣象摘要 *Monthly Summary.*

氣壓 *Barometric Pressure.*

溫度 *Air Temperature.*

絕對濕度 *Absolute Humidity.*

相對濕度 *Relative Humidity.*

雲狀與雲向 *Cloud: Forms and Direction.*

雲量 *Cloud Amount.*

能見度 *Visibility.*

風向與風速 *Wind Direction and Velocity.*

雨量 *Amount of Rainfall.*

逐日氣象平均要素 *Daily Values of Meteorological Elements.*

凡例 *Explanatory Remarks.*

各項氣象要素變遷圖 *March of Different Meteorological Elements*

風向圖 *Wind Rose.*

民國二十七年三月份昆明天氣概況：

一得

本月氣候轉變，要觀氣流鬥爭位置！上半月國內黃河，長江，珠江各流域，莫不風雪交作，陰雨連綿；而雲南，昆明大風；中甸大雪；鶴慶，麗江，大水，俱成災害！尤堪特紀。

月初，一日至四日，昆明天氣晴寒，凝霜低降；三日，滄河流域，竟日陰雨；自四日起，盤江即大雨連綿；黃河沿岸前線在風雨中防守；長江下游且有雷雨。

五日，昆明八時三十五分，西面風疾，十時，卷層雲密；鶴慶開始陰雨，魯南，江甯，學東，各地，着雨亦綿，彷彿黃梅時節；六日，昆明天陰，風力仍疾；徐州陰雨驟寒；長江南北，連日驟雨；七日，昆明仍陰，乍現斜雲；中甸驟降大雪；洱源河水暴漲；浙江兩日雪雨交作；沿海大雨。

八日，昆明晝午日氣，陰霧密布，十五時四十五分，突然烈風大作，SSW風速每秒23.6m，力超九級，推屋拔樹！經某屋頂所蓋鉛瓦，竟被揭去；勸業學校，武候祠，等處，大樹吹折，輕傷二人，廣福庵碑亦被折毀，是時氣壓低降達600.26m.m.風後降雨0.8m.m.今晚雷電交作，復得雨1.4m.m.

九日，晨，昆明濕霧彌漫，積雨1.2m.m.午後細雨不止，至十日上午得雨0.5m.m.十一日，風向竟日東北，終朝微雨；十二日上午連得雨0.5m.m.十三時二十分，昆湖草叢中，風向驟變，大風陡至，連百碼翻沉一艘，數人溺救，一女驚斃；回憶去年經和松兩沉沒，期皆後此十日。

十三日，昆明天陰，風轉東北，雲厚霧低，半夜後大雪驟至；通東，宣城連日陰雨連綿，本日氣壓驟變，瑞雲零飛，積雪尺許；麗江，騰江晝夜雷雨，下東河一帶，水漲成災！施南，佳水雷雨傾盆；易門夜始雷雨，北風忽作，間降大雪。

十四日，晨，七時三十六分，昆明偵察厚二公釐，降水量1.8m.m.氣溫極端最低-1.4°C.十一時，氣壓極端最高達612.16m.m.強水長又寒風細雨，至八時許，風吹雪飛，約十數分鐘即止；易門全縣，驚破雲層；中甸境內，先已雪深數尺，行旅阻滯，貧民凍餓，房屋倒塌者不少！為五十年來僅有之天災！鶴慶，落雨兼旬，四山洪水暴發，河東一帶，泛濫成災，幸苗浸沒殆盡，實為百年來未有之浩劫！（訊語）

十五日，昆明風向漸轉南東，南，南西，半夜後降雨0.1m.m.中甸降雪始息；洱源等處，連雨至今，天氣始霽；昆明自十六日至月杪，連日晴寒，惟十九日下午有雨跡；二十日後，本年霜即終止；二十一日午，西南西風此測！每秒20.8m.二十五日，氣溫極端最高至26.6°C.是北方寒潮已衰退矣。

中華民國二十七年三月氣象綱要

Monthly Summary for March, 1938.

氣壓 Air Pressure

極端最高	Extreme maximum	612.15mm	在14日 11時	on 14th 11h
極端最低	Extreme minimum	600.25mm	在8日14-15時	on 8th 14-15h
平均 Mean	本年 Present	604.98mm		
	往年 Past	605.54mm		

氣溫 Air Temperature

極端最高	Extreme maximum	26.6°C	在25日 14時	on 25th 14h
極端最低	Extreme minimum	-1.4°C	在14日 6-8時	on 14th 6-8h
最高平均	Mean maximum	20.8°C		
最低平均	Mean minimum	7.9°C		
平均 Mean	本年 Present	15.5°C		
	往年 Past	14.4°C		

風 Wind

最大風速	Maximum velocity	23.6m./s	在8日15-16時	on 8th 15-16h
合流風向	Resultant direction		S41°53' E	

降水量 Precipitation

雨量	Rainfall	4.5mm		
雪量	Snowfall	1.8mm		
總量	Total Amount	6.3mm		
一日最多雨量	Greatest in 24 hours	3.4mm	在8日	on 8th
標準雨量	Normal Rain	18.6mm		

雜記 Miscellaneous Informations

晴天日數	Clear days	7
曇天日數	Partly cloudy days	16
陰天日數	Cloudy days	3
雨天日數	Rainy days	4
雪天日數	Days with snow	1
有雪在地日數	Days with snow on ground	1
有雷陣日數	Days with thunderstorm	1
有濕霧日數	Days with wet fog	1
有霧日數	Days with fog	6
有薄霧日數	Days with mist	9
有低霧日數	Days with ground fog	15
有霾日數	Days with haze	6
有霜日數	Days with hoar-frost	6
有露日數	Days with dew	13
有大風日數	Days with gale	3
有雷聲日數	Days with thunder	1
有閃電日數	Days with lightning	1
有日暈日數	Days with solar halo	2

中華民國二十七年

Barometric pressure of every day, in

日 D.	1	2	3	4	5	6	7	8	9	10	11	12
1	5.7	5.6	5.2	5.0	5.0	4.86	5.16	5.66	5.96	5.86	5.76	5.10
2	6.7	6.5	6.0	5.6	5.6	5.56	5.26	5.26	5.26	5.16	4.86	4.26
3	5.7	5.7	5.4	5.2	5.1	4.86	5.16	5.86	6.06	6.16	5.96	5.46
4	5.0	4.9	4.6	4.2	4.1	3.46	3.86	4.36	4.16	3.86	3.66	3.26
5	3.3	3.0	2.3	2.0	2.0	2.46	2.56	2.66	2.76	2.66	2.76	2.46
6	2.9	3.0	3.0	3.4	4.0	3.26	3.76	4.46	4.66	4.86	4.76	4.16
7	4.2	4.2	4.2	4.1	4.1	4.66	4.86	5.16	5.26	4.96	4.66	4.86
8	3.5	3.0	2.5	2.2	2.3	2.86	2.96	3.26	3.46	3.26	2.86	1.66
9	2.6	2.5	2.5	2.5	2.6	3.46	3.76	3.76	3.86	3.56	3.26	2.26
10	2.8	2.5	2.1	2.0	2.1	2.36	2.36	2.66	2.96	2.66	2.66	1.96
11	5.2	5.9	5.9	5.9	6.0	6.46	6.96	7.56	7.96	7.96	7.96	7.16
12	5.0	4.9	4.4	4.4	5.1	5.26	5.36	5.86	6.06	5.96	5.36	4.46
13	3.8	3.7	3.5	3.5	3.7	3.76	4.26	5.06	5.46	5.56	5.46	5.36
14	9.0	9.0	9.0	9.0	9.3	10.96	10.76	11.36	11.76	12.96	12.16	11.46
15	10.0	9.9	9.1	9.2	9.3	10.96	10.26	10.76	11.96	11.06	10.76	10.46
16	9.2	9.0	8.8	8.5	8.8	8.46	8.66	9.06	9.46	9.46	9.06	8.66
17	7.5	7.4	7.1	7.1	7.2	7.36	7.36	7.86	8.36	7.96	7.76	7.36
18	7.0	6.9	6.4	6.4	6.4	6.16	6.36	6.66	6.76	6.56	6.06	5.66
19	5.9	5.5	5.0	4.5	4.6	4.66	4.96	5.56	5.56	5.26	4.76	4.16
20	4.1	4.0	3.9	3.7	3.6	3.86	4.16	4.56	4.46	4.16	3.86	3.66
21	3.1	3.0	2.6	2.5	2.5	2.66	2.76	3.16	3.36	3.36	2.86	2.36
22	2.7	2.5	2.4	2.4	2.3	2.76	2.96	3.16	3.06	3.06	2.66	1.96
23	2.1	2.0	2.0	2.0	2.0	2.66	3.16	3.76	3.86	3.66	3.36	2.96
24	3.2	3.0	3.0	3.0	3.0	3.56	3.96	4.46	4.56	4.46	4.16	3.86
25	4.3	4.2	4.1	4.0	4.2	4.66	5.16	5.56	5.56	5.16	4.76	4.46
26	4.7	4.6	4.5	4.6	4.7	5.16	5.66	6.16	6.26	6.36	5.96	5.46
27	8.1	8.0	7.9	7.9	7.9	8.66	8.66	8.66	9.36	9.26	8.86	7.96
28	6.6	6.7	6.7	6.7	6.7	7.36	7.86	8.36	8.36	8.06	7.46	6.76
29	6.8	6.7	6.7	6.8	7.0	8.06	8.56	9.06	9.46	9.56	9.26	8.56
30	7.3	7.2	7.0	7.0	7.0	7.76	7.86	8.46	8.66	8.56	8.06	7.26
31	8.6	8.5	8.3	8.2	8.2	8.56	9.16	9.66	10.16	9.86	9.46	8.76
平均 Mean	5.4	5.3	5.0	5.0	5.0	5.33	5.64	6.08	6.26	6.14	5.85	5.26

三月逐日氣壓 (600mm ↓)

the Month of March, 1938. (600mm ↓)

13	14	15	16	17	18	19	20	21	22	23	24	平均 Mean
4.56	3.56	3.36	3.36	3.36	3.56	4.16	3.06	5.46	6.8	7.0	7.0	5.09
3.56	3.06	2.46	2.36	2.56	3.06	3.66	4.16	4.56	5.5	5.9	5.9	4.70
4.76	4.06	3.56	3.16	3.26	3.56	3.86	4.06	4.46	5.4	5.4	5.3	4.89
2.86	2.16	1.76	1.56	1.36	1.76	2.16	2.56	3.16	3.4	3.5	3.4	3.29
1.76	1.36	1.56	1.86	2.06	2.36	2.66	3.26	3.46	3.5	3.4	3.2	2.56
3.76	3.26	2.66	2.56	2.56	3.06	3.16	3.66	4.26	4.9	5.0	4.6	3.74
3.46	2.76	2.56	2.26	2.16	2.66	2.96	3.26	3.36	3.5	3.5	3.5	3.76
1.46	0.26	0.26	0.96	1.46	1.46	1.76	2.16	2.46	3.1	3.0	2.9	2.29
1.66	1.16	0.66	0.56	0.66	1.06	1.46	2.06	2.36	2.7	2.8	3.0	2.37
1.46	1.06	0.96	0.96	1.06	1.36	2.16	3.26	4.06	4.7	5.1	5.5	2.53
6.26	5.36	4.66	4.46	4.46	4.56	4.86	5.26	5.76	6.0	6.0	5.9	6.04
3.16	2.46	1.86	2.16	2.06	2.56	3.16	3.26	3.36	4.0	4.0	4.0	4.10
5.16	4.96	4.56	4.76	4.86	5.86	6.56	6.96	7.76	8.5	8.8	9.0	5.45
10.76	9.86	9.06	8.66	8.66	8.96	9.26	9.76	9.96	10.0	10.0	10.0	9.99
9.86	9.06	8.36	7.96	7.76	7.86	8.16	8.36	8.96	9.5	9.4	9.4	9.45
8.06	7.36	6.56	3.96	5.86	5.96	6.06	6.36	6.86	7.2	7.6	7.7	7.86
6.66	5.96	5.26	4.96	4.96	4.96	5.36	6.06	6.66	7.4	7.4	7.4	6.81
4.86	4.26	4.06	3.76	3.76	4.06	4.36	5.26	5.16	5.9	6.0	6.0	5.62
3.36	2.86	2.26	1.76	1.56	2.16	2.26	2.66	2.96	3.9	4.1	4.2	3.94
2.76	1.96	1.46	1.16	1.26	1.46	1.76	2.26	2.76	3.4	3.5	3.4	3.12
1.96	1.66	1.56	1.36	1.66	1.86	2.16	2.26	2.86	3.0	3.0	3.0	2.52
1.36	1.06	1.06	0.86	0.86	1.06	1.56	1.76	2.26	2.4	2.4	2.3	2.13
2.36	1.96	1.66	1.76	1.96	2.36	2.46	2.66	3.16	3.5	3.6	3.5	2.69
3.36	3.06	3.16	2.36	2.56	2.86	3.26	3.76	4.26	4.4	4.4	4.3	3.59
3.56	2.86	2.56	2.36	2.46	2.66	3.26	3.66	3.96	4.0	4.8	4.8	4.08
4.86	4.16	3.66	3.56	3.76	4.16	4.96	5.86	6.86	7.8	8.0	8.1	5.41
6.76	5.56	4.86	4.46	4.46	4.66	4.96	5.56	6.26	6.2	6.5	6.6	6.99
3.66	5.16	4.36	4.16	4.16	4.36	4.86	5.26	6.06	6.5	6.6	6.6	6.32
7.66	6.96	6.26	5.96	5.86	6.16	6.36	6.76	7.06	7.0	7.1	7.1	7.37
6.36	5.86	5.46	5.36	5.46	5.46	6.16	6.46	7.06	7.9	8.2	8.6	7.10
8.36	7.66	7.26	6.96	7.06	7.16	7.86	8.06	8.36	9.2	9.7	9.8	8.54
4.61	3.95	3.54	3.37	3.42	3.71	4.12	4.57	5.03	5.5	5.7	5.7	4.98

中華民國二十七年

Air Temperature of every day,

時 H. D.	6	7	8	9	10	11	12	13
1	5.7	5.4	7.2	12.0	16.7	18.6	20.3	21.5
2	6.4	6.1	8.2	14.6	17.2	19.3	20.7	21.6
3	6.5	6.3	7.9	12.8	17.0	19.1	20.5	21.8
4	10.0	9.6	11.9	18.5	17.8	19.8	20.9	20.9
5	9.8	9.9	11.7	18.1	17.4	17.8	19.8	21.1
6	11.7	11.9	13.5	16.8	18.2	19.3	21.3	22.6
7	9.6	10.1	11.7	15.7	19.8	20.7	22.3	22.9
8	14.1	14.5	15.3	16.9	17.0	19.0	20.2	19.7
9	9.7	9.7	9.9	11.5	14.9	17.5	17.9	18.4
10	11.9	11.9	12.5	13.2	15.2	16.9	16.5	17.1
11	6.8	6.7	6.7	7.3	7.7	8.5	8.5	11.2
12	8.2	8.2	8.9	10.1	11.4	15.6	15.8	19.3
13	10.4	9.1	8.5	10.0	9.8	8.1	6.8	7.1
14	-0.3	-0.4	-0.6	-0.2	0.0	2.6	3.5	4.5
15	2.1	2.3	3.0	3.7	4.3	5.3	6.7	8.4
16	5.6	6.7	7.5	8.9	9.7	11.9	12.5	12.6
17	6.8	6.7	8.7	11.2	15.3	17.0	18.9	20.1
18	6.9	7.1	9.5	14.2	17.7	19.5	20.8	19.9
19	8.9	9.5	11.6	13.1	16.3	18.2	16.7	17.5
20	6.6	6.7	9.1	13.2	17.7	20.1	22.0	23.0
21	11.6	11.9	14.0	17.3	19.0	21.2	19.5	20.1
22	8.9	9.8	11.9	16.3	20.5	22.5	24.1	23.5
23	10.5	10.6	12.9	17.1	20.8	23.3	23.1	23.0
24	11.6	12.1	14.1	16.9	20.4	22.3	22.5	22.2
25	10.7	11.1	13.5	17.0	20.9	23.5	25.0	25.8
26	11.7	12.0	14.3	17.5	20.9	22.5	22.9	24.0
27	11.1	10.9	11.2	11.5	12.7	14.2	17.7	19.2
28	9.6	10.8	12.0	15.2	19.3	20.3	21.8	23.2
29	10.8	10.6	11.5	13.6	15.2	16.5	18.2	18.3
30	12.4	13.6	13.8	15.8	19.1	19.4	21.5	24.0
31	12.3	12.8	14.0	17.1	20.4	22.8	24.2	25.5
平均 Mean	9.0	9.2	10.5	13.3	15.8	17.5	18.5	19.4

三月逐日氣溫 (°C)

in the Month of March, 1938, (°C)								
14	15	16	17	18	19	20	21	平均 Mean
21.2	21.2	20.1	19.2	17.5	15.8	14.5	13.9	15.7
21.3	20.9	20.1	19.0	17.9	15.5	14.6	13.3	16.0
21.3	21.1	20.5	19.7	18.0	16.4	15.2	13.6	16.1
20.0	21.0	20.7	20.3	18.5	17.0	15.9	14.7	17.2
20.6	18.6	18.0	17.3	16.6	15.6	15.2	14.9	16.2
22.7	22.8	21.4	20.3	19.1	17.5	16.8	15.5	18.2
22.6	22.6	21.7	20.7	19.2	18.9	17.0	15.9	18.2
19.3	17.0	14.0	14.5	13.9	12.9	11.7	11.1	15.9
17.9	17.6	17.7	16.9	16.1	15.6	14.9	14.2	15.0
18.3	19.0	19.4	18.1	17.0	16.6	15.6	13.8	15.8
11.3	17.7	11.5	11.1	10.5	9.5	9.4	9.0	9.2
19.0	19.2	18.7	18.5	18.0	13.9	15.4	14.9	14.8
5.8	5.7	5.3	4.9	3.9	3.1	2.6	2.4	6.4
5.5	5.3	5.3	5.5	4.7	4.3	4.1	3.8	3.0
9.1	9.2	9.7	9.1	8.6	7.9	7.1	6.6	6.4
12.7	13.3	13.5	13.7	13.0	11.8	10.4	9.3	10.9
29.5	20.5	19.8	18.1	17.3	15.5	14.3	12.9	15.2
20.1	19.7	19.5	19.1	17.7	16.4	15.0	14.7	16.2
18.8	19.2	18.9	17.5	16.1	14.3	13.5	12.6	15.2
22.8	22.3	21.9	20.7	19.9	17.4	16.2	15.4	17.1
19.2	18.7	19.1	18.3	17.1	16.2	15.0	14.1	17.0
23.7	23.6	22.8	21.5	19.8	19.2	18.7	18.0	19.1
23.3	22.7	21.8	21.0	20.1	19.2	18.3	17.6	19.1
21.3	21.7	21.5	21.2	20.2	18.2	17.3	16.5	18.8
25.1	24.9	23.9	22.4	21.1	19.7	19.2	18.2	20.1
22.5	25.0	22.7	22.1	21.3	16.2	14.9	13.8	18.9
20.2	20.2	19.3	19.4	18.3	16.9	15.0	14.8	15.8
22.2	21.8	22.1	21.7	20.5	19.0	18.8	17.4	18.5
19.2	20.0	18.6	17.4	16.2	15.1	14.0	14.1	15.6
23.6	24.3	24.0	22.4	21.1	19.4	18.5	17.1	19.4
25.9	25.5	23.9	23.7	22.2	20.8	19.2	18.2	20.5
19.4	19.2	18.6	17.9	16.8	15.4	14.5	13.6	15.5

中華民國二十七年

Absolute Humidity of every day.

H. D.	H.	6	7	8	9	10	11	12	13
1		5.09	5.09	5.25	7.11	7.47	7.38	7.34	8.16
2		5.54	5.00	6.02	6.47	6.95	6.85	7.34	7.42
3		5.54	5.54	6.02	7.74	8.19	7.44	8.23	8.16
4		6.57	6.59	7.11	7.47	7.98	9.26	9.31	8.44
5		6.80	6.80	7.39	7.47	7.67	6.99	9.23	8.44
6		7.11	7.11	7.50	7.67	8.26	8.15	8.44	9.03
7		6.59	7.09	7.11	9.08	7.91	7.94	8.58	9.03
8		6.98	7.34	8.04	8.19	7.91	7.14	7.91	6.62
9		7.09	7.67	7.40	7.73	9.24	9.78	8.68	8.44
10		8.26	8.02	7.74	7.76	7.70	8.43	7.75	6.95
11		5.54	5.54	5.54	6.02	6.02	6.54	6.59	7.29
12		6.54	6.54	7.32	7.91	8.29	9.30	8.26	8.44
13		7.16	6.83	6.54	6.59	6.06	5.46	5.54	5.54
14		3.65	3.19	3.19	2.98	2.52	3.68	4.45	4.27
15		4.30	4.30	4.54	4.68	4.94	5.30	5.29	6.02
16		5.98	6.25	6.57	7.10	7.09	7.11	7.50	7.21
17		5.98	5.98	6.54	7.39	6.69	6.95	7.14	7.91
18		5.25	6.02	7.09	9.24	8.96	8.44	7.54	7.34
19		6.25	6.02	6.88	6.99	8.19	7.73	6.95	7.67
20		5.54	5.54	6.54	7.22	7.67	6.62	6.62	7.64
21		6.59	6.67	7.22	7.67	8.15	8.44	7.54	8.23
22		6.02	6.57	7.11	9.24	8.23	9.03	8.51	8.51
23		6.57	6.57	7.74	8.78	8.68	9.03	9.30	9.30
24		7.11	7.50	8.52	8.19	8.68	9.55	9.03	9.03
25		6.88	6.88	7.22	8.96	8.68	9.30	9.43	9.43
26		6.87	6.87	7.34	8.26	8.68	8.16	9.03	8.80
27		7.11	7.68	7.39	6.71	7.74	8.52	9.28	9.26
28		7.09	6.80	7.73	9.59	9.50	0.09	11.01	10.76
29		7.39	6.57	7.39	7.50	7.47	8.19	8.26	8.77
30		8.38	8.05	9.08	10.01	11.17	10.65	9.55	9.06
31		8.38	8.80	9.24	10.30	11.15	10.47	9.95	9.43
平均 Mean		6.46	6.50	6.98	7.68	7.89	8.01	8.02	8.05

三月逐日絕對濕度 (m.m.)

in the Month of March, 1938. (m.m.)

14	15	16	17	18	19	20	21	本月 Mean.
8.44	9.07	7.91	6.85	7.67	6.54	6.19	5.83	6.96
7.64	8.44	7.62	7.44	6.99	6.82	7.34	7.22	6.94
8.78	7.71	8.68	7.91	7.38	6.95	7.19	7.34	7.43
8.78	8.16	8.44	8.68	8.44	6.42	7.19	6.45	7.83
7.54	7.44	7.67	7.67	7.52	7.47	7.70	7.70	7.56
9.03	9.03	8.16	7.94	7.91	7.67	7.91	8.04	8.10
8.23	8.26	7.42	7.31	7.91	8.44	7.67	7.67	7.83
6.62	8.26	8.04	7.99	7.99	8.52	7.74	7.11	7.65
8.96	8.68	7.67	7.52	7.75	7.47	7.47	7.99	8.10
7.38	7.14	7.20	7.38	7.67	7.52	6.82	6.69	7.53
7.11	7.11	7.11	7.11	6.57	6.59	6.59	6.54	6.49
8.44	8.15	7.14	7.73	7.67	9.43	7.47	8.71	7.99
3.09	5.09	5.08	4.66	4.27	3.69	4.05	4.05	5.36
4.66	4.56	4.56	4.14	4.16	4.45	4.45	4.27	3.99
6.06	6.06	6.59	6.25	6.25	6.30	6.02	5.54	5.53
7.74	7.50	7.22	7.22	6.59	6.59	6.57	6.59	6.93
7.62	7.34	7.34	7.44	7.67	6.82	6.69	7.22	7.05
7.91	8.23	7.91	7.44	7.38	8.19	6.54	7.10	7.52
7.38	8.15	7.14	6.99	6.54	5.95	6.71	6.59	7.01
7.64	7.64	8.16	8.23	8.15	7.67	6.95	6.82	7.18
7.91	8.15	8.52	8.44	7.67	7.19	7.47	6.69	7.66
8.31	9.06	8.89	8.55	7.71	7.91	8.44	8.44	8.17
9.50	9.59	9.31	9.84	8.97	8.15	8.44	7.98	8.60
9.55	9.55	9.55	9.07	8.68	9.05	8.26	7.91	8.70
9.95	9.43	9.06	8.28	8.16	7.91	8.15	8.44	8.51
8.89	9.30	9.03	9.31	9.55	7.91	7.47	7.34	8.30
10.09	0.09	9.89	9.26	9.78	8.96	8.04	8.56	8.65
9.81	9.55	9.55	9.55	8.68	8.97	9.26	9.28	9.29
9.26	9.26	8.77	7.67	8.43	8.71	8.56	8.28	8.16
9.95	9.58	9.58	9.58	9.55	9.61	8.44	8.96	9.45
10.41	9.36	9.96	10.53	9.81	9.31	9.61	9.26	9.79
8.23	8.24	8.03	7.87	7.72	7.49	7.34	7.31	7.61

中華民國二十七年

Relative Humidity of every day.

時 日	Relative Humidity of every day.											
	1	2	3	4	5	6	7	8	9	10	11	12
1	78.5	79.0	80.0	81.0	82.6	84.0	84.0	82.5	66.5	52.5	47.5	46.0
2	75.0	77.3	78.8	79.0	79.8	81.0	84.8	84.8	58.0	52.5	45.0	43.8
3	73.0	73.0	76.5	77.5	79.8	82.5	84.9	84.7	80.0	64.0	54.8	50.0
4	74.8	75.0	77.0	78.0	78.0	79.5	81.0	80.5	79.5	61.0	57.5	55.0
5	78.0	79.0	81.0	82.0	83.0	84.0	85.0	82.5	65.0	59.7	58.5	55.0
6	76.0	75.0	74.0	74.2	74.9	75.6	77.4	77.5	69.0	66.5	58.5	55.0
7	73.0	73.8	75.0	75.0	77.0	79.5	80.0	83.0	74.0	57.5	52.0	47.5
8	66.0	68.5	73.0	76.5	77.5	77.4	77.5	77.4	72.5	69.8	58.0	53.0
9	85.0	82.0	82.0	83.8	85.0	87.0	92.5	93.0	93.0	86.0	72.0	68.6
10	78.0	80.0	81.0	82.5	83.0	85.0	84.6	88.5	87.5	77.5	70.0	69.8
11	89.9	91.2	92.3	92.3	92.6	93.6	93.6	93.6	93.2	93.0	92.0	91.0
12	97.5	97.0	97.7	97.4	97.6	98.0	99.5	99.8	98.0	97.6	86.0	85.5
13	88.0	89.0	89.0	90.0	92.0	93.0	93.8	93.8	90.0	89.8	90.0	91.5
14	92.0	91.5	91.8	91.8	91.8	91.5	93.0	94.5	91.5	91.0	87.6	86.0
15	93.0	93.0	93.0	93.5	97.0	97.5	97.5	97.5	96.0	94.0	92.0	90.0
16	93.2	93.2	93.2	93.2	96.8	98.0	98.2	98.1	98.0	94.0	89.0	86.5
17	91.4	91.4	92.0	92.5	93.2	94.5	95.5	96.4	90.0	71.0	55.0	47.5
18	77.5	79.0	81.5	82.5	86.5	87.6	91.0	91.5	86.0	69.0	57.0	52.0
19	73.0	74.5	75.8	76.7	78.0	80.0	81.0	78.5	76.5	69.0	62.0	64.0
20	73.6	75.0	79.0	80.0	82.0	85.0	86.5	85.0	71.0	58.0	49.0	44.0
21	65.0	68.8	73.8	74.0	73.5	73.5	76.5	74.2	63.0	56.5	56.0	55.1
22	71.3	72.4	75.0	76.5	78.0	80.5	82.5	82.5	60.0	54.0	50.0	46.0
23	70.1	71.5	75.1	77.0	79.0	80.5	82.5	82.0	75.0	60.0	52.5	51.0
24	74.0	75.0	73.2	77.6	78.5	81.0	82.5	82.5	73.0	61.0	57.4	53.0
25	69.4	70.0	70.0	71.8	74.0	75.5	79.0	79.9	67.0	56.5	50.0	47.5
26	61.3	62.5	67.6	68.0	69.0	71.5	72.5	71.0	61.0	53.0	47.5	47.5
27	86.2	86.5	87.5	87.6	88.5	90.2	90.5	90.2	89.8	88.2	86.0	77.0
28	87.5	88.0	90.0	91.5	93.0	93.0	95.0	95.0	90.0	74.0	65.0	60.0
29	69.0	70.5	73.5	75.0	87.5	91.5	91.0	88.0	82.0	79.0	75.0	72.5
30	91.0	91.0	90.2	91.2	91.5	91.8	92.5	92.5	91.5	80.0	74.9	55.0
31	80.0	87.6	91.5	91.2	93.0	93.0	92.6	92.6	91.0	75.0	59.0	48.0
平均 Mean	79.1	80.0	81.7	82.6	84.4	85.8	87.2	86.9	79.7	71.3	64.7	61.1

三月逐日相對溫度 (%)

In the Month of March, 1938. (%)

13	14	15	16	17	18	19	20	21	22	23	24	平均 Mean
42.0	40.1	39.8	39.8	39.9	41.5	47.0	49.6	53.8	56.5	62.0	65.5	60.1
42.5	42.5	42.5	42.6	45.0	47.6	55.0	59.0	60.5	64.0	67.5	70.0	61.6
47.5	46.5	45.0	45.0	45.6	48.8	54.0	57.5	65.0	67.0	70.0	71.0	64.3
52.5	51.0	49.8	49.5	49.5	52.0	56.5	60.0	65.5	67.6	71.0	73.2	65.2
53.0	52.0	58.0	60.2	62.5	64.0	67.0	69.9	72.0	72.5	73.0	75.4	69.7
51.0	50.0	47.4	47.4	50.0	51.8	57.0	59.0	65.0	67.0	71.2	72.4	64.3
44.0	45.6	45.6	45.0	45.0	46.0	51.5	52.5	57.5	60.0	62.5	64.0	61.1
48.0	47.5	70.0	80.5	82.0	82.5	87.5	90.1	90.1	91.5	90.0	86.2	74.7
64.0	63.0	67.5	66.0	65.0	65.3	66.5	69.0	72.0	73.0	76.0	77.5	76.4
65.0	61.5	58.5	56.0	57.0	58.5	59.5	61.0	67.4	69.0	71.0	82.5	72.6
88.0	88.0	87.5	88.0	88.7	90.0	92.0	92.0	93.0	95.0	95.2	97.0	91.6
55.1	53.5	54.0	53.5	53.0	57.5	64.0	66.2	74.0	75.5	76.0	78.0	79.7
91.0	91.5	91.4	91.2	91.0	91.0	91.5	92.0	92.0	91.0	90.0	90.0	90.9
83.2	81.0	78.7	78.5	80.0	81.0	82.5	85.0	87.2	88.0	90.0	92.4	87.6
88.0	86.0	85.0	85.0	86.5	88.0	90.0	92.0	93.2	93.0	93.0	93.0	91.9
84.5	84.0	81.0	76.0	75.0	75.0	75.0	78.0	85.0	88.0	91.4	91.2	88.1
45.0	43.4	42.5	40.7	41.0	45.5	52.6	58.0	62.3	67.5	74.0	75.5	69.1
48.5	48.2	46.5	47.1	47.5	47.4	56.5	57.0	62.0	64.0	67.5	70.0	66.8
60.0	61.0	58.5	57.0	56.2	54.0	58.0	60.0	64.5	69.0	69.5	71.2	68.0
38.0	36.2	36.5	37.0	37.6	38.0	48.5	52.0	58.0	58.0	58.0	60.5	59.4
56.0	56.5	58.0	58.8	59.8	61.5	64.0	65.0	67.0	67.5	68.4	70.0	65.1
46.5	46.5	46.0	46.5	48.5	51.0	54.8	55.0	56.5	60.0	63.5	68.0	61.3
51.0	50.0	50.2	52.0	53.3	56.0	57.0	59.5	54.0	55.1	62.0	72.4	64.9
52.6	54.0	54.0	55.1	53.5	55.2	61.0	62.5	63.5	65.0	66.5	67.6	65.9
44.0	43.8	44.5	44.4	44.3	44.3	47.0	49.2	51.6	52.5	56.0	57.4	57.9
46.5	46.8	46.5	45.5	45.2	46.6	70.0	75.0	80.0	81.0	83.5	85.0	62.7
72.0	68.0	67.5	68.4	68.4	70.0	73.0	80.0	82.0	83.0	85.0	87.0	87.4
34.0	50.3	50.5	50.8	50.8	51.6	52.0	52.5	59.0	51.7	65.0	65.9	7.03
69.0	66.3	65.0	65.5	70.0	74.0	78.0	80.1	84.0	87.2	91.0	91.5	7.82
47.0	45.5	43.2	44.0	47.0	49.0	64.0	53.0	57.5	61.0	69.6	72.6	7.00
41.5	40.0	39.9	39.9	42.0	46.6	55.0	58.0	60.0	66.0	75.0	80.0	6.83
57.3	56.1	56.5	56.7	57.5	59.1	63.6	66.2	69.9	71.9	74.5	76.5	71.3

三月逐日雲狀及雲向

day, in the Month of March, 1938.

12		13		14		15		16		17		18		日期 Date
狀 For	向 Dir.	狀 For	向 Dir.	狀 For	向 Dir.	狀 For	向 Dir.	狀 For	向 Dir.	狀 For	向 Dir.	狀 For	向 Dir.	
C		K	W	SK	W	SK	W	K	W	PK	W	PK	W	1
SK	W	C	SK	C	W	C	W	C	W	SK	W	SK	W	2
SK	W	SK	W	SK	W	SK	W	SK	W	W	W	C	W	3
SK	W	SK	W	SK	W	SK	W	SK	W	AK	W	AK	W	4
SK	W	SK	W	SK	W	SK	W	SK	W	SK	W	PK	W	5
CS	W	SK	W	C	W	SK	W	SK	W	SK	W	SK	W	6
N	W	CK	W	CK	W	N	W	N	W	N	W	N	W	7
N	W	N	W	N	W	N	W	N	W	N	W	N	W	8
N	W	N	W	N	W	N	W	SK	W	SK	W	SK	W	9
N	W	N	W	N	W	N	W	N	W	N	W	N	W	10
N	SSE	N	SW	N	SW	N	WSW	N	W	N	W	N	W	11
N	W	AK	W	N	W	N	W	N	W	N	W	N	W	12
N	W	N	SSE	N	SSE	N	SSW	N	SSW	N	SSW	N	SSW	13
N	ESE	N	ESE	N	ESE	N	ESE	N	ESE	N	ESE	N	ESE	14
N	ESE	AS	ESE	AS	ESE	AS	SSW	AS	SSW	AK	SSW	AK	SSW	15
N	WSW	N	WSW	N	WSW	AK	WSW	N	WSW	SK	WSW	SK	W	16
PK	W	FK	W	FK	W	FK	W	FK	W	FK	W	FK	W	17
SK	W	N	W	N	W	AK	W	SK	W	AK	W	AK	W	18
N	W	N	W	N	W	AK	W	AK	W	AK	W	AK	W	19
SK	W	SK	W	SK	W	N	W	N	W	N	W	N	W	20
SK	W	SK	W	SK	W	N	W	N	W	N	W	N	W	21
SK	W	SK	W	SK	W	SK	W	SK	W	SK	W	SK	W	22
SK	W	AK	W	AK	W	AK	W	AK	W	AK	W	AK	W	23
SK	W	SK	W	SK	W	SK	W	SK	W	SK	W	SK	W	24
SK	W	SK	W	SK	W	SK	W	SK	W	SK	W	SK	W	25
SK	W	SK	W	SK	W	SK	W	SK	W	SK	W	SK	W	26
S	WSW	SK	W	SK	W	SK	W	SK	W	SK	W	SK	W	27
SK	W	SK	W	SK	W	SK	W	SK	W	SK	W	SK	W	28
SK	SW	SK	SW	SK	SW	SK	SW	SK	SW	SK	SW	SK	SW	29
SK	W	SK	W	SK	W	SK	W	SK	W	SK	W	SK	W	30
SK	W	SK	W	SK	W	SK	W	SK	W	SK	W	C	W	31

中華民國二十七年三月逐日雲量

Cloud Amount of every day in the Month of March, 1938.

日 D.	6	7	8	9	10	11	12	13	14	15	16	17	18	19	20	21	平均 Mean
1	0.0	0.0	0.0	0.0	0.0	0.0	0.0	0.0	0.0	0.0	0.0	0.0	0.0	0.0	0.0	0.0	0.0
2	0.0	0.0	0.0	0.0	0.0	0.0	0.0	1.0	4.0	2.0	0.5	0.7	0.5	0.5	0.0	0.0	0.6
3	0.0	0.0	0.0	0.0	0.0	1.0	1.0	0.5	1.5	1.5	1.0	3.0	3.5	1.0	0.0	0.0	0.9
4	1.5	0.0	0.3	1.0	5.0	3.0	6.5	7.0	2.0	1.0	0.1	0.0	0.5	0.0	0.0	0.0	1.8
5	1.0	0.5	0.6	2.6	5.6	3.0	9.0	6.5	7.0	9.7	9.7	9.7	9.5	7.0	9.0	9.5	6.6
6	7.5	8.0	7.5	7.0	7.0	7.0	6.0	6.0	6.0	5.5	5.5	4.0	1.5	1.0	2.5	4.4	5.4
7	7.2	8.5	8.0	8.0	6.8	7.8	8.0	7.5	8.0	7.8	4.0	3.0	4.5	2.0	2.0	2.0	5.8
8	6.5	7.8	9.0	9.9	9.0	9.9	9.8	9.5	9.9	9.8	9.8	10.0	9.5	10.0	4.0	4.0	9.7
9	9.8	8.0	9.8	10.0	6.0	8.0	8.5	9.0	7.8	9.8	8.0	9.0	9.0	8.5	9.0	9.0	8.7
10	10.0	9.9	9.9	9.5	9.8	9.8	9.8	9.9	9.5	8.0	6.0	6.5	5.0	6.0	7.0	4.0	8.2
11	10.0	10.0	10.0	10.0	10.0	10.0	9.9	9.9	9.6	9.6	9.4	9.5	7.5	10.0	8.0	8.0	9.5
12	10.0	10.0	10.0	10.0	9.5	7.0	9.0	8.0	8.0	8.0	9.5	7.5	9.5	8.6	2.0	2.5	8.9
13	6.5	5.0	9.6	8.5	9.5	9.9	10.0	10.0	10.0	10.0	10.0	10.0	10.0	10.0	10.0	10.1	9.3
14	10.0	10.0	10.0	10.0	10.0	10.0	10.0	10.0	10.0	10.0	10.0	10.0	10.0	10.0	10.0	10.0	10.0
15	10.0	10.0	10.0	10.0	10.0	10.0	10.0	10.0	10.0	9.7	7.8	8.0	7.0	4.0	3.0	8.3	8.6
16	10.0	10.0	10.0	10.0	10.0	9.5	9.8	10.0	10.0	9.5	9.5	7.8	6.5	2.0	1.0	0.8	7.9
17	1.5	1.0	0.2	0.2	0.3	0.5	0.5	0.5	0.1	0.1	0.1	0.1	0.0	0.0	0.0	0.0	0.3
18	5.0	5.5	2.6	1.5	2.0	3.0	6.5	6.8	7.0	7.5	8.0	9.0	8.8	8.3	7.5	4.0	5.8
19	7.2	8.0	9.5	10.0	9.5	9.5	9.4	7.0	8.5	5.5	4.0	6.5	1.0	0.0	0.0	0.1	6.6
20	0.0	0.0	0.0	0.0	0.0	0.0	0.0	0.0	0.0	0.5	1.0	1.2	1.5	2.5	9.0	8.8	1.5
21	0.0	0.1	0.2	0.5	7.5	7.1	8.5	7.0	6.8	9.5	8.4	2.0	7.0	6.0	1.5	0.5	5.0
22	0.2	0.0	0.0	0.0	0.1	1.0	1.5	2.5	7.5	7.0	7.0	6.5	7.0	9.0	9.0	9.0	4.5
23	4.9	1.0	0.0	0.0	0.5	1.5	6.9	7.0	8.8	9.2	9.8	9.8	9.0	9.0	9.0	6.5	5.7
24	6.2	4.0	6.5	7.0	6.0	6.0	9.0	9.0	9.5	9.5	8.8	6.0	4.5	4.0	3.0	0.5	6.2
25	3.5	1.0	0.0	0.0	0.5	1.5	3.0	4.5	8.0	7.0	6.6	6.5	2.5	5.0	2.0	4.6	3.4
26	0.0	0.0	0.0	0.0	3.5	3.5	4.7	7.0	8.0	7.0	7.5	7.0	7.0	7.5	3.5	3.0	4.4
27	10.0	10.0	10.0	10.0	10.0	10.0	4.5	4.0	4.0	4.0	6.5	7.0	6.5	3.5	2.0	1.0	6.4
28	1.3	0.8	1.0	4.0	3.0	6.8	7.6	7.0	9.0	9.0	8.0	8.6	8.6	6.0	3.0	1.0	5.3
29	0.0	7.0	9.3	9.0	7.5	9.0	8.0	6.5	4.0	2.0	2.5	8.0	8.5	7.0	2.0	0.0	5.7
30	9.5	9.8	9.6	8.5	7.6	7.0	3.5	3.0	7.0	7.0	7.0	6.5	2.0	1.0	1.0	0.0	5.6
31	6.0	8.0	8.5	2.0	0.5	1.5	1.5	1.5	1.0	1.5	2.0	1.5	2.0	1.0	0.0	0.0	2.4
平均 Mean	5.6	5.0	5.2	5.1	5.4	5.6	6.2	6.3	6.5	6.4	6.1	6.1	5.7	4.9	4.1	3.8	5.5

中華民國二十七年

Wind Direction and Wind Velocity of

日 D.	6		7		8		9		10		11		12		13	
	向 Dir.	速 Vel.	向 Dir.	速 Vel.	向 Dir.	速 Vel.	向 Dir.	速 Vel.	向 Dir.	速 Vel.	向 Dir.	速 Vel.	向 Dir.	速 Vel.	向 Dir.	速 Vel.
1	WNW	2.2	C	0.0	NE	0.4	W	6.9	W	3.2	WSW	2.9	SW	10.2	WSW	2.1
2	WNW	1.1	N	0.7	W	0.4	SW	8.6	SW	5.2	WSW	10.1	WSW	8.1	WSW	5.2
3	NNE	0.4	NNE	0.3	C	0.0	SSW	0.5	SSW	4.2	SSW	10.1	SSW	10.3	SW	7.3
4	WSW	0.3	SW	0.6	SSW	2.6	WSW	6.0	WNW	4.3	SSW	5.8	WNW	2.2	WNW	7.7
5	SSW	0.5	SSW	4.4	C	0.0	SW	7.8	WSW	13.5	WSW	11.2	WSW	4.2	W	12.5
6	SSW	1.6	SSW	0.9	SSW	1.2	SSW	10.5	W	7.5	W	14.4	SSW	15.7	W	11.3
7	SSW	2.5	SSE	0.4	NNE	0.6	S	2.2	SSW	9.7	WSW	9.5	SSW	15.2	WSW	6.4
8	SSW	0.5	SSW	8.1	SSW	7.9	SSW	13.1	SW	14.6	SSW	22.1	SW	12.1	SW	20.6
9	E	0.8	NNE	0.4	C	0.0	NNE	0.4	SSE	0.5	SSW	4.4	SSW	7.1	WSW	9.7
10	SSW	0.6	C	0.0	SSE	1.3	SSW	5.8	WSW	10.3	WSW	11.4	SSW	11.0	WSW	11.9
11	NNE	1.6	NNE	3.1	NNE	4.2	NNE	1.0	E	0.8	NNE	1.5	NNE	0.3	E	0.5
12	SE	0.9	E	0.4	N	0.9	NE	1.6	E	1.6	S	3.1	SE	3.7	E	19.6
13	NNE	7.3	NNE	2.2	ENE	2.3	NNE	3.8	NNE	2.3	ENE	3.0	NNE	3.0	ENE	1.9
14	E	2.4	ESE	1.0	ESE	0.8	E	0.6	ESE	1.2	NNE	1.3	NNE	2.5	NNE	2.9
15	NNE	0.3	C	0.0	NNE	0.5	E	0.6	ESE	0.5	S	2.6	SW	2.8	S	4.8
16	SSE	0.6	SE	0.4	SSE	0.5	NNE	0.7	S	6.5	SSE	7.8	SSE	1.9	SSE	3.2
17	SSW	1.0	W	0.7	SE	1.1	S	5.6	WSW	6.4	WSW	6.8	W	6.1	SSW	10.4
18	NNE	0.4	NNE	0.7	ESE	0.3	SSW	4.5	SSW	4.5	WSW	4.6	WSW	9.4	WSW	11.0
19	S	0.5	SSE	0.3	S	0.5	SSW	5.2	WSW	6.7	SSW	10.5	WSW	11.4	SSW	11.6
20	ENE	0.4	NNE	0.3	E	0.6	WSW	1.1	W	1.7	SSW	10.1	SSW	8.0	SSW	12.3
21	SW	0.4	WSW	4.5	SSW	3.4	SSW	5.4	W	8.4	WSW	9.2	WSW	7.5	WSW	20.6
22	ENE	0.5	C	0.0	ENE	0.9	WSW	7.1	NW	4.0	WSW	13.6	WSW	11.1	WSW	10.9
23	NNE	0.5	C	0.0	ESE	0.7	SSW	4.4	SSW	6.8	SSW	8.2	W	6.4	WSW	6.3
24	NNE	1.6	E	0.4	SE	1.0	SW	7.2	SSW	6.3	W	6.5	WSW	7.6	WSW	5.7
25	S	0.8	SE	0.3	ENE	0.3	SSW	6.1	SSW	6.9	WSW	4.5	SSW	6.9	SSW	6.0
26	SSW	0.4	NW	0.3	C	0.0	SW	5.7	SW	9.5	WSW	5.2	W	6.4	W	6.7
27	E	0.7	E	1.2	NE	1.0	C	0.0	NNE	3.7	ESE	1.1	SE	1.9	SSE	4.2
28	NNE	0.7	NNE	0.7	NE	6.5	SE	2.3	SE	5.2	S	5.1	SSW	1.3	SSW	9.3
29	ESE	0.4	E	0.7	E	0.3	NNW	0.4	C	0.0	E	0.8	ESE	3.7	SSW	9.9
30	NNE	0.3	E	0.3	SSE	1.5	S	7.6	S	4.7	S	8.4	W	14.1	WSW	8.4
31	NNE	0.4	N	0.3	NNW	0.3	SSW	3.8	S	4.5	E	6.0	W	6.6	W	7.0
平均 Mean		1.3		1.1		1.2		4.4		5.3		7.0		7.2		6.8

三月逐日風向及風速

every day, in the Month of March, 1936.

14		15		16		17		18		19		20		21		平均 Mean
向 Dir.	速 Vel.	向 Dir.	速 Vel.	向 Dir.	速 Vel.	向 Dir.	速 Vel.	向 Dir.	速 Vel.	向 Dir.	速 Vel.	向 Dir.	速 Vel.	向 Dir.	速 Vel.	
SW	3.1	WSW	6.3	WSW	1.9	SSW	4.0	SSW	1.7	SW	5.5	WSW	6.4	WSW	2.8	3.8
WSW	8.4	W	10.5	SW	10.4	SW	7.8	SW	6.9	SW	1.9	SW	3.1	WSW	0.5	5.7
SW	10.6	SW	10.5	SW	8.6	SW	6.2	WSW	4.1	SSW	2.2	SW	3.0	C	0.0	4.9
W	4.4	W	5.2	WSW	3.4	WSW	8.1	SW	2.8	SSW	6.2	SW	2.7	SW	1.4	4.0
W	15.0	SSW	10.1	W	8.0	WSW	4.9	WSW	4.9	SSW	0.3	C	0.0	WSW	1.9	6.8
SW	7.2	SW	9.9	SSW	6.2	SSW	5.5	SSW	9.3	SSW	10.2	SSW	5.5	SSW	1.0	7.4
SW	14.6	WSW	13.6	SW	0.0	SW	8.5	SW	7.7	SW	4.5	SW	2.5	WSW	1.1	6.6
SSW	10.0	W	9.6	W	6.5	WSW	8.3	WSW	5.7	SSW	1.0	WSW	5.2	WSW	1.0	9.9
WSW	9.3	SW	6.8	WSW	7.5	WSW	6.3	SSW	5.8	SSW	2.5	WSW	0.5	SSW	0.4	3.9
WSW	11.3	SW	15.6	WSW	14.1	WSW	12.7	WSW	5.0	SW	4.9	WSW	4.8	SW	0.4	7.6
E	0.3	NNE	1.1	NNE	2.4	NNE	3.0	NNE	4.8	NNE	5.4	NNE	3.0	NNE	1.5	2.1
WSW	8.8	WSW	5.4	SSW	12.8	WSW	6.1	SW	4.2	SSW	1.2	SW	2.5	C	0.0	4.6
NNE	2.7	ENE	1.3	NNE	2.8	NNE	2.3	NNE	2.4	NNE	0.9	NNE	1.6	ENE	2.7	2.7
ESE	1.2	SE	5.0	SE	2.6	S	4.4	SE	2.9	SE	2.3	SE	0.6	C	0.0	2.0
SSW	3.0	S	6.2	S	4.6	S	1.6	SW	0.3	E	2.3	C	0.0	NNE	0.6	1.8
SSW	1.5	SSW	3.4	SSW	5.4	SSW	2.5	SSW	6.0	SSW	1.9	WSW	0.8	C	0.0	2.7
WSW	7.9	SW	7.3	SW	0.6	SW	10.1	SW	4.5	SW	3.0	SW	1.6	SW	1.2	5.2
WSW	9.4	WSW	4.6	WSW	6.3	WSW	6.6	WSW	0.6	SSW	2.3	WSW	4.2	C	0.0	5.0
WSW	10.0	NNW	3.5	WSW	11.8	W	9.4	W	6.7	WSW	10.3	NNW	2.2	SSW	3.0	6.5
WSW	8.0	WSW	5.5	SW	4.0	WSW	5.8	SSW	1.6	SW	1.0	WSW	4.2	SW	2.0	4.2
SW	3.9	WSW	8.6	WSW	9.3	WSW	4.8	WSW	14.0	SSW	4.5	W	1.5	WSW	0.6	6.7
WSW	8.9	W	8.0	SSW	10.3	S	3.9	WSW	7.0	WSW	8.2	WSW	1.8	C	0.0	6.0
WSW	6.1	WSW	7.1	WSW	4.3	WSW	0.9	WSW	1.4	WSW	8.0	WSW	6.3	SSW	1.4	4.4
SW	7.3	SW	4.6	SW	5.3	WSW	10.7	SW	3.6	SW	1.2	SW	2.2	WSW	3.3	4.6
WSW	8.1	WSW	11.4	WSW	11.3	W	10.6	WSW	2.8	SSW	4.3	SW	2.6	WSW	0.5	5.2
W	3.6	NW	5.6	WSW	4.4	SW	1.2	NNE	3.1	NNE	2.4	NNE	4.1	E	0.5	3.7
SSE	7.1	S	5.4	SE	2.7	SE	4.8	ESE	1.2	ESE	0.9	NNE	0.7	NNE	1.1	2.2
WSW	5.4	WSW	8.3	WSW	8.6	SSW	3.5	WSW	1.1	WSW	3.5	WSW	0.6	C	0.0	3.4
SE	7.1	SSW	6.5	SSW	10.8	SE	1.6	SE	1.1	ESE	0.7	B	0.4	C	0.0	2.8
WSW	8.6	WSW	10.1	WSW	6.7	WSW	6.3	SW	1.5	SW	0.9	SSW	0.8	C	0.0	5.0
WSW	8.6	SSW	3.9	W	4.3	WSW	5.0	SSW	3.6	SSW	0.7	WSW	1.4	WSW	2.4	3.4
	7.2		7.1		7.0		5.7		4.1		3.6		2.8		1.0	4.7

中華民國二十七年

Rainfall Amount, in the

H. D.	Rainfall Amount, in the							
	9-10	10-11	11-12	12-13	13-14	14-15	15-16	16-17
1								
2								
3								
4								
5								
6								
7								
8					T	0.2	0.6	T
9						T	0.2	
10								
11			T					
12								
13								
14								
15								
16								
17								
18					T			
19						T		
20								
21								
22								
23								
24								
25								
26								
27								
28								
29								
30								
31								
總計 Total			T	T	T	0.2	0.8	T

年 三 月 逐 日 雨 量 (m.m.)

Month of March, 1938. (m.m.)								計總 Total	日期 Date
17-18	18-19	19-20	20-21	本月零日 21--6	6--7	7--8	8--9		
									1
									2
									3
									4
									5
									6
									7
T	0.5	0.9		0.6	0.5	0.1		5.4	8
T				0.3				0.5	9
				T		T	T	T	10
				0.5				0.5	11
				0.7	0.8	0.3		1.8	12
				T				T	13
				0.1				0.1	14
									15
									16
									17
T								T	18
									19
									20
									21
									22
									23
									24
									25
									26
									27
									28
									29
									30
									31
T	0.5	0.9		2.2	1.3	0.4	T	6.3	總計 T.

中華民國二十七年三月

Daily Values of Meteorological Elements

日期 Date	氣壓 pressure (500 mm +)	溫度 Temperature (°C)				草溫 Grass Temp. (°C)	地溫 Earth Temp. of the Depth of 10cm (°C)
		平均 Mean	最高 Max.	最低 Min.	變差 Range		
1	5.09	15.7	22.2	4.8	17.4	3.0	14.0
2	4.70	16.0	22.3	5.6	16.7	3.2	14.0
3	4.89	16.1	22.3	5.8	16.5	4.0	14.0
4	3.29	17.2	21.7	8.7	13.0	6.8	14.0
5	2.56	16.2	21.6	8.4	13.2	6.7	14.0
6	3.74	18.2	23.0	10.8	12.2	9.2	14.0
7	3.76	18.2	23.5	9.0	14.5	7.3	14.0
8	2.29	15.8	20.8	11.0	9.8	10.0	14.0
9	2.37	15.0	19.2	9.0	10.2	7.3	14.0
10	2.53	13.8	19.5	11.2	8.3	8.7	14.0
11	6.04	9.2	15.3	6.0	9.3	5.3	14.0
12	4.10	14.8	19.5	6.6	12.9	5.8	14.0
13	5.45	6.4	15.8	1.6	14.2	7.7	14.0
14	9.99	3.0	6.7	-1.4	8.1	-1.6	14.0
15	9.45	6.4	10.4	1.7	8.7	1.7	14.0
16	7.86	10.9	14.4	5.8	8.5	4.2	13.9
17	6.81	15.2	20.8	6.2	14.6	4.5	13.8
18	5.62	16.2	21.0	6.5	14.5	4.5	13.7
19	3.94	15.2	19.6	8.3	11.3	6.2	13.6
20	3.12	17.1	23.6	5.7	17.9	4.0	13.5
21	2.52	17.0	21.6	10.6	11.0	8.4	13.6
22	2.13	19.1	25.6	8.5	17.1	6.4	13.7
23	2.69	19.1	24.5	9.8	14.7	7.7	13.8
24	3.59	18.8	23.3	11.2	12.1	9.0	13.9
25	4.08	20.1	26.6	10.4	16.2	8.0	14.0
26	5.41	18.9	24.3	11.3	13.0	9.7	14.1
27	6.99	15.8	21.0	10.4	10.6	10.0	14.2
28	6.32	18.5	23.5	9.0	14.5	7.3	14.3
29	7.37	15.6	20.6	10.0	10.6	9.7	14.4
30	7.10	19.4	24.6	10.6	14.0	9.5	14.5
31	8.54	20.5	26.4	11.7	14.7	9.6	14.6
總數或平均 T. or M.	4.98	15.5	20.8	7.9	12.9	6.6	14.0

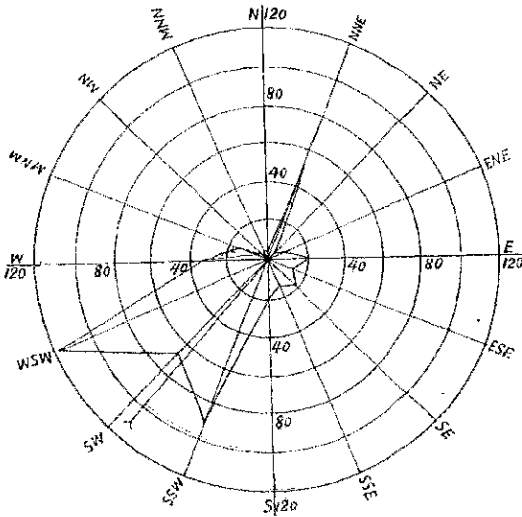
月逐日氣象平均要素表

in the Month of March, 1938.

濕度		Amount of cloud 0-10	風		雨		能见度 Vis. 0-9	蒸發量 Amount of Evap- ora- tion	雜項 Miscell- aneous Infor- ma- tions
絕對 Absolute mm	相對 Relative %		均速 Mean vel. m/s	最 多 向 Dir. Domin	或 或 Amt. Dur. mm h	時數 h			
6.96	69.1	0.0	3.8	WSW			6.5	3.0	
6.94	61.6	0.6	5.7	SW			7.3	4.6	
7.43	64.3	0.9	4.9	SW			6.6	3.6	
7.83	55.2	1.8	4.0	WSW			7.6	3.4	
7.56	69.7	6.6	6.8	WSW			7.2	3.9	
8.10	64.3	5.4	7.4	SSW			6.4	3.8	
7.83	61.1	5.8	6.6	SW			6.2	4.7	
7.65	74.7	0.7	9.9	SSW	3.4	4.1	7.1	3.2	
8.10	76.4	8.7	3.9	WSW	0.5	0.9	5.3	2.3	
7.53	72.6	8.2	7.6	WSW	T		6.0	2.7	
6.49	91.8	9.5	2.1	NNE	0.5	1.0	4.8	1.3	
7.99	79.7	8.9	4.6	E			4.7	2.1	
5.36	99.9	9.3	2.7	NNE	1.8	2.1	5.9	2.1	
3.99	87.6	10.0	2.0	SE	T		7.0	1.5	
5.53	91.9	8.6	1.8	S	0.1	1.0	4.7	1.3	
6.93	88.1	7.9	2.7	SSE			5.2	1.2	
7.05	69.1	0.3	5.2	SW			6.3	3.2	
7.52	66.8	5.8	5.0	WSW			5.5	2.8	
7.01	68.0	6.6	6.5	WSW	T		7.3	2.9	
7.18	59.4	1.5	4.2	SSW			6.7	3.6	
7.66	65.1	5.0	6.7	WSW			7.6	4.7	
8.17	61.3	4.5	6.0	WSW			6.7	3.8	
8.60	64.9	5.7	4.4	WSW			6.5	4.2	
8.70	65.9	6.2	4.6	SW			6.2	3.8	
8.51	57.2	3.4	5.2	WSW			6.5	4.8	
8.30	62.7	4.4	3.7	W			6.2	4.2	
8.65	81.4	6.4	2.2	SE			5.9	2.9	
9.20	70.3	5.3	3.4	WSW			4.1	3.7	
8.16	78.2	5.7	2.8	E			6.5	2.6	
9.45	70.0	5.6	5.0	WSW			4.8	3.6	
9.79	68.3	2.4	3.4	WSW			3.9	4.2	
7.61	71.3	5.6	4.7		6.3	9.4	6.1	99.7	

中華民國二十七年三月份風向圖

WIND ROSE FOR MARCH, 1938.



—— 風向次數
Frequency

——> 合成風向
Resultant Direction

方向 Dir.	N	NNE	NE	ENE	E	ESE	SE	SSE	S	SSW	SW	WSW	W	WNW	NW	NNW	V	C
次數 Frequency	3	52	4	9	22	13	19	13	20	90	66	117	32	6	2	4		22
百分數 %	0.6	10.5	0.8	1.8	4.5	2.6	3.8	3.0	4.0	18.1	13.3	23.6	6.5	1.2	0.4	0.8		4.5

立 省 南 雲
所 候 剛 明 昆

氣 象 月 報

第 三 卷 第 四 期

龔 自 知 題



中 華 民 國 二 十 七 年 四 月 份

MONTHLY METEOROLOGICAL BULLETIN

OF

METEOROLOGICAL STATION OF YUNNAN PROVINCE,
KUNMING.

April, 1938. VOL. 3, NO. 4.

目次

Table of Contents

本月份天氣概況 *A Summary of Weather Conditions, during the
Month of April, 1938.*

本月份氣象摘要 — *Monthly Summary.*

氣壓 *Barometric Pressure.*

溫度 *Air Temperature.*

絕對濕度 *Absolute Humidity.*

相對濕度 *Relative Humidity.*

雲狀與雲向 *Cloud: Forms and Direction*

雲量 *Cloud Amount.*

能見度 *Visibility.*

風向與風速 *Wind Direction and Velocity*

雨量 *Amount of Rainfall.*

逐日氣象平均要素 *Daily Values of Meteorological Elements*

凡例 *Explanatory Remarks.*

各月份氣象要素變遷圖 *March of Different Meteorological Elements.*

風向圖 *Wind Rose.*

中華民國二十七年四月氣象摘要 Monthly Summary for April, 1938.

		氣 壓	Air Pressure
極端最高	Extreme maximum	611.36mm	(1日 9時 on 1st 9h)
極端最低	Extreme minimum	601.26mm	(22日 16時 on 22th 16h)
平均 Mean	本年 Present 往年 Past	605.89mm 604.68mm	
		氣 溫	Air Temperature
極端最高	Extreme maximum	39.4°C	(12日 15時 on 12th 15h)
極端最低	Extreme minimum	7.2°C	(24日 9時 on 24th 9h)
最高平均	Mean maximum	26.4°C	
最低平均	Mean minimum	13.5°C	
平均 Mean	本年 Present 往年 Past	21.3°C 17.8°C	
		風	Wind
最大風速	Maximum velocity	15.0m/s	(23日 13時 on 23th 13h)
盛行風向	Resultant direction	S35°47' 2W	
		降 水 量	Precipitation
總 量	Sub. fall	2.3mm	
一日最多雨量	Greatest in 24 hours	1.1mm	(28日 on 28th)
標準雨量	Normal Rate	26.6mm.	
		雜 記	Miscellaneous Informations
晴天日數	Clear days	11	
曇天日數	Partly cloudy days	13	
陰天日數	Cloudy days	1	
雨天日數	Rainy days	5	
有雷雨日數	Days with thunderstorm	3	
有霧日數	Days with fog	12	
有霾日數	Days with mist	10	
有低霧日數	Days with ground fog	6	
有靄日數	Days with haze	6	
有露日數	Days with dew	24	
有雷聲日數	Days with thunder	3	
有閃電日數	Days with lightning	3	
有日傘日數	Days with solar hats	2	

中華民國二十七年

		Barometric Pressure of each											
時 D.	1	2	3	4	5	6	7	8	9	10	11	12	
1	9.8	9.8	9.8	9.8	9.8	10.26	10.76	11.26	11.36	10.96	10.56	9.86	
2	9.3	9.0	9.0	9.0	9.0	8.66	9.06	9.46	9.46	9.16	8.66	8.06	
3	8.0	7.9	7.7	7.7	7.7	8.16	8.66	9.26	9.36	9.16	8.96	8.36	
4	9.6	9.5	9.2	9.2	9.2	9.96	10.36	10.76	10.76	10.76	10.16	9.86	
5	8.0	7.8	7.3	7.2	7.3	7.26	7.66	7.96	8.06	7.66	7.16	6.36	
6	7.0	7.0	6.9	6.8	6.8	6.96	7.26	7.56	7.56	7.26	6.76	5.66	
7	5.9	5.7	5.5	5.3	5.4	5.46	5.56	5.96	6.26	6.36	5.96	5.36	
8	5.0	4.6	4.3	4.2	4.0	4.36	4.76	5.16	5.26	4.96	4.76	4.36	
9	6.4	6.4	6.3	6.3	6.4	7.06	7.76	8.46	8.46	8.26	7.96	7.26	
10	6.9	6.7	6.1	6.0	6.0	6.26	6.56	7.66	7.56	7.06	6.56	5.56	
11	4.9	4.8	4.5	4.5	4.5	4.86	5.16	5.36	5.46	4.86	4.76	3.96	
12	3.8	3.7	3.4	3.4	3.6	4.16	4.56	4.86	4.96	4.86	4.46	4.06	
13	5.0	4.7	4.6	4.6	4.5	4.76	5.16	5.26	5.46	5.46	5.06	4.86	
14	5.6	5.6	6.0	6.2	7.0	7.76	8.56	8.86	9.26	9.06	8.76	8.26	
15	8.3	8.1	8.0	7.6	7.5	8.16	8.36	8.66	8.76	8.46	7.96	7.46	
16	8.4	8.3	8.2	8.2	8.3	8.66	8.86	9.26	9.36	9.26	8.76	8.16	
17	7.6	7.5	7.2	7.1	7.1	7.96	8.26	8.56	8.56	8.56	8.26	7.76	
18	5.8	5.4	5.0	5.0	5.0	6.16	6.46	6.46	6.36	6.16	5.86	5.26	
19	5.1	5.0	5.0	5.0	5.1	5.46	5.86	6.36	6.26	5.96	5.66	5.06	
20	4.9	4.7	4.6	4.5	4.6	4.86	5.26	5.56	5.66	5.46	5.06	4.66	
21	4.5	4.3	3.9	3.8	3.9	4.26	4.56	4.56	4.46	4.06	3.66	3.26	
22	3.6	3.5	3.4	3.1	3.2	3.86	4.36	4.76	4.96	4.66	4.26	3.46	
23	3.5	3.3	3.2	3.3	3.4	3.66	4.16	4.36	4.36	4.56	4.16	4.36	
24	7.0	7.0	7.1	7.6	7.8	9.06	9.96	10.16	10.36	10.06	9.76	8.86	
25	5.8	5.6	5.5	5.2	5.1	5.66	6.06	6.16	6.16	5.86	5.26	4.66	
26	5.0	5.0	5.0	5.0	5.1	5.66	6.56	7.26	7.56	7.56	7.26	6.66	
27	6.5	6.4	6.1	6.0	6.0	5.26	6.76	7.16	7.26	7.26	6.76	6.56	
28	7.9	7.9	7.3	7.1	7.1	7.46	7.96	8.26	8.56	8.26	7.56	7.06	
29	7.5	7.4	7.4	7.3	7.2	7.26	7.56	7.66	7.66	7.36	7.06	6.86	
30	6.2	5.9	5.4	5.2	5.1	5.06	5.4	6.0	6.0	5.7	5.2	5.4	
平均 Mean	6.4	6.3	6.1	6.0	6.1	6.56	69.4	7.28	7.38	7.17	6.77	6.23	

四月逐日氣壓 (600mm†)

dap. in the Month of April, 1938. (600mm†)												
13	14	15	16	17	18	19	20	21	22	23	24	平均 Mean
9.05	8.28	7.76	7.26	7.16	7.26	7.76	8.16	8.46	9.3	9.3	9.3	9.29
7.36	6.66	6.16	5.86	6.06	6.16	6.46	6.96	7.06	7.9	8.0	8.0	7.96
7.69	7.16	6.56	6.46	6.66	6.96	7.46	8.16	8.96	9.3	9.6	9.7	8.15
8.59	7.56	6.96	6.66	6.56	6.76	6.96	7.26	7.86	8.2	8.1	8.1	8.68
5.70	5.06	4.46	4.06	4.16	4.56	4.96	5.46	6.06	6.8	6.9	7.0	6.46
5.16	4.56	4.16	3.76	3.66	3.86	3.86	4.46	4.96	5.8	6.0	6.0	5.84
4.70	4.06	3.66	3.26	3.26	3.26	3.66	3.96	4.76	5.1	5.3	5.3	4.96
3.76	3.16	2.96	2.66	2.66	2.96	3.66	4.26	5.06	6.0	6.3	6.4	4.40
6.86	5.96	5.36	5.06	5.16	5.16	6.06	6.66	6.86	7.1	7.2	7.2	6.74
4.76	3.56	3.16	2.76	2.66	2.96	3.16	3.86	4.16	4.8	4.9	4.9	5.16
3.06	2.46	1.96	1.66	1.66	2.16	2.56	2.96	3.66	4.0	4.0	4.0	3.82
3.26	2.66	2.06	1.76	1.96	2.26	2.76	3.36	3.96	4.8	5.0	5.1	3.70
4.16	3.46	2.96	2.96	3.06	3.16	3.76	4.36	4.96	5.7	5.8	5.7	4.56
7.56	6.76	6.26	5.86	5.86	6.06	6.36	7.06	7.96	7.9	8.2	8.3	7.29
6.66	6.16	5.76	5.26	5.06	5.26	5.76	5.96	6.76	7.5	8.0	8.4	7.24
7.36	6.56	6.06	5.66	5.36	5.56	6.26	6.86	7.56	7.5	7.8	7.8	7.68
6.96	5.16	6.06	5.66	5.66	5.96	5.96	6.36	6.66	6.1	6.3	6.2	6.99
4.46	3.96	3.26	3.16	3.16	3.06	3.46	3.76	4.36	5.0	5.1	5.1	4.86
4.26	3.66	3.06	2.86	2.66	2.96	3.16	3.56	3.96	4.6	4.9	5.0	4.60
3.86	3.36	2.96	2.86	3.06	3.46	3.76	4.06	4.56	4.6	4.7	4.8	4.41
2.46	2.16	1.76	1.46	1.56	1.66	2.06	2.46	3.06	3.5	3.7	3.7	3.29
3.06	2.26	1.66	1.26	1.36	1.66	2.16	2.46	2.76	3.3	3.4	3.4	3.16
3.96	3.66	3.36	2.96	3.06	3.36	4.06	4.76	5.36	6.0	6.5	6.8	4.19
8.16	7.36	6.86	6.06	5.76	5.76	6.06	6.06	6.06	6.2	6.2	6.0	7.55
3.86	3.46	2.96	2.76	2.56	2.76	3.36	3.96	4.76	4.9	5.0	5.0	4.68
5.76	5.36	5.06	5.06	5.06	5.16	5.36	6.06	6.46	7.0	7.1	7.0	6.01
5.76	5.96	5.66	4.76	4.66	4.66	5.16	6.26	6.86	7.4	7.9	8.0	6.34
6.66	6.66	5.46	4.36	4.36	5.16	5.56	6.36	6.86	7.2	7.4	7.4	6.91
6.26	5.76	6.06	5.56	4.86	4.86	5.06	5.36	5.96	6.5	6.9	6.5	6.59
5.1	4.8	4.1	3.8	3.7	3.9	4.1	4.8	5.2	5.6	5.8	5.7	5.12
5.54	4.92	4.48	4.12	4.08	4.30	4.69	5.20	5.75	6.2	6.4	6.4	5.89

中華民國二十七年

Air Temperature of every day,

時 H. 日 D.	6	7	8	9	10	11	12	13
1	14.7	18.5	16.6	18.9	21.7	23.5	25.0	26.3
2	14.4	14.6	15.7	18.9	21.8	24.0	25.7	26.2
3	13.0	13.1	15.5	18.7	22.2	24.0	25.7	26.8
4	15.1	15.3	16.5	18.1	21.4	24.0	24.6	25.8
5	13.6	13.7	15.7	19.6	21.7	23.6	25.1	26.3
6	13.6	14.3	16.0	18.9	21.9	22.0	25.2	24.8
7	15.4	15.0	15.3	16.8	17.0	18.6	19.0	19.6
8	11.8	11.4	15.0	17.5	22.0	24.5	26.0	27.6
9	16.0	16.0	16.7	17.5	19.5	22.2	24.5	25.3
10	17.2	16.9	17.5	17.4	20.0	24.6	26.3	26.5
11	16.5	16.7	17.8	20.5	24.0	26.0	27.5	29.0
12	15.7	16.0	18.7	22.2	24.8	27.4	28.5	30.0
13	16.6	16.5	18.6	22.0	25.0	27.3	29.0	29.8
14	13.6	14.6	17.3	20.0	22.6	22.7	25.0	25.6
15	14.7	14.6	18.0	19.0	22.4	24.5	26.0	27.5
16	14.5	14.7	16.3	18.6	21.5	23.6	24.8	25.6
17	14.5	14.5	15.5	17.0	18.5	21.8	24.4	23.7
18	14.0	13.9	15.7	17.9	21.7	24.0	25.5	25.8
19	12.7	12.5	15.5	20.7	23.0	25.3	26.8	27.7
20	14.0	14.8	16.9	20.8	23.9	25.9	27.4	28.4
21	13.8	15.0	17.7	21.5	23.8	26.0	27.9	27.4
22	12.5	12.5	15.3	19.4	23.5	25.4	26.6	27.8
23	15.0	15.5	17.4	20.6	22.4	21.6	21.0	22.1
24	17.5	8.8	7.5	8.8	9.4	10.6	13.0	15.8
25	12.5	11.8	14.4	17.6	20.8	22.6	24.5	25.6
26	13.7	14.0	14.6	18.4	15.4	16.0	16.5	18.7
27	13.4	14.8	15.0	17.4	19.0	21.0	21.5	21.0
28	13.8	13.5	15.0	17.4	21.0	23.0	22.6	22.6
29	12.9	12.0	14.5	17.6	20.5	23.0	25.2	24.0
30	13.0	13.8	15.0	19.8	22.0	24.0	25.0	25.6
平均 Mean	14.3	14.1	15.9	18.7	21.1	23.1	24.5	25.2

四月逐日氣溫 (°C)

In the Month of April, 1938. (°C)

14	15	16	17	18	19	20	21	本月 Mean
26.7	23.8	25.0	23.7	22.1	20.5	19.4	18.6	21.5
25.8	25.6	25.3	23.8	22.9	20.8	19.7	19.9	21.5
26.8	26.5	25.7	24.6	23.3	21.8	20.3	18.8	21.7
26.2	26.1	23.2	23.8	22.3	20.8	19.6	18.7	21.5
26.9	25.4	25.7	24.6	23.0	21.4	20.2	19.0	21.7
25.5	25.7	25.0	24.1	22.6	21.1	20.0	19.9	21.3
20.0	20.4	20.4	20.5	20.0	18.9	18.1	17.7	18.3
27.9	28.0	27.5	26.5	24.8	23.1	22.0	20.5	22.3
23.8	26.0	25.9	24.0	23.0	21.6	20.3	19.5	21.4
26.5	27.0	26.6	26.5	25.0	24.0	22.9	21.8	22.9
29.5	29.5	29.0	27.8	26.8	26.3	23.6	21.6	24.5
30.2	30.3	30.0	28.5	26.8	24.0	23.4	22.0	24.9
30.0	29.9	29.0	27.6	26.0	24.5	22.6	21.5	24.7
25.6	25.5	25.5	24.7	22.8	21.7	20.1	19.3	21.6
27.3	27.6	27.6	26.5	25.5	23.5	21.7	20.0	22.9
25.6	25.8	25.2	24.7	23.6	20.3	18.5	17.8	21.3
22.6	21.7	22.5	21.5	20.0	18.6	17.7	17.2	19.5
26.5	26.5	26.2	25.4	23.6	21.6	20.5	19.5	21.8
27.9	27.7	27.8	26.0	24.8	23.0	22.0	21.0	22.8
28.7	28.6	28.0	27.0	24.6	22.0	19.9	19.0	23.1
27.5	27.2	26.3	25.7	24.3	23.3	21.5	20.6	23.1
27.4	26.7	26.7	26.0	25.0	23.0	21.4	21.4	22.5
24.5	24.6	23.0	23.5	22.6	22.0	21.6	20.0	21.2
17.6	18.5	20.0	18.6	17.8	17.0	16.0	15.0	14.5
26.0	26.4	25.5	25.3	23.8	22.5	21.0	20.3	21.3
18.4	16.8	15.8	15.7	13.0	14.5	14.5	14.8	15.8
18.4	18.0	18.5	19.5	19.0	18.0	17.0	16.2	18.0
20.8	22.6	23.4	23.0	21.0	19.5	17.9	16.6	19.6
25.0	22.6	22.1	21.0	20.8	19.8	18.6	18.0	19.8
25.6	26.2	26.1	25.0	23.3	21.0	19.2	18.2	21.4
25.4	25.3	25.0	24.2	22.9	21.3	20.1	19.1	21.3

中華民國二十七年

Absolute Humidity of each day.

時 D.	6	7	8	9	10	11	12	13
1	9.82	10.61	10.83	11.39	11.82	10.47	9.95	9.43
2	9.59	9.72	10.09	10.37	11.01	11.45	10.93	10.41
3	8.52	8.52	10.01	11.17	11.01	9.95	9.43	10.41
4	10.01	10.01	10.83	11.17	11.01	11.45	10.93	9.72
5	7.99	8.71	10.01	10.89	10.34	10.23	9.95	10.41
6	9.24	9.24	10.33	12.09	11.82	11.45	10.93	10.25
7	9.02	9.00	8.71	8.96	8.96	9.26	9.26	9.26
8	8.26	8.38	10.01	9.78	11.01	11.21	11.97	11.45
9	10.83	10.83	10.30	10.30	10.65	12.27	13.03	12.49
10	11.70	11.70	11.41	10.89	12.79	14.42	14.52	13.69
11	11.45	11.70	11.17	11.52	10.53	11.97	11.68	9.63
12	9.02	9.46	10.02	9.03	7.62	6.83	6.07	7.11
13	9.24	8.78	8.15	10.63	10.41	7.24	7.87	7.52
14	7.99	8.71	10.30	11.29	11.29	11.29	10.93	9.95
15	9.00	9.30	10.65	12.09	12.27	12.30	11.97	11.68
16	9.24	9.02	10.83	11.17	11.82	11.45	12.49	11.47
17	9.59	9.30	9.72	8.96	11.17	11.82	12.30	11.45
18	9.24	9.24	10.83	9.78	9.03	9.30	7.09	7.09
19	6.06	6.06	7.75	7.94	9.03	6.67	7.59	8.15
20	7.70	8.43	6.68	9.68	9.72	7.14	7.59	7.24
21	7.34	8.04	9.65	7.55	9.72	10.98	11.45	10.41
22	7.22	7.22	9.30	9.89	10.23	10.93	10.98	8.07
23	8.71	8.43	10.30	10.87	11.01	9.55	8.68	10.10
24	6.06	6.77	6.25	6.02	6.57	7.11	7.34	8.19
25	8.26	8.05	9.00	10.30	11.52	11.47	10.93	10.64
26	7.76	8.52	8.71	9.78	7.52	8.19	8.24	8.52
27	9.52	9.02	10.33	11.70	11.39	11.29	11.01	12.79
28	9.52	9.24	10.61	11.70	12.79	11.99	11.74	10.47
29	9.04	8.80	10.29	11.17	11.52	10.23	10.25	11.21
30	8.95	9.24	9.72	10.37	9.81	10.93	10.64	10.64
平均 Mean	8.83	9.00	9.81	10.32	10.51	10.36	10.26	9.29

四月逐日絕對濕度 (mm)

in the Month of April, 1938. (mm)

14	15	16	17	18	19	20	21	平均 Mean
10.41	10.41	10.41	10.53	9.81	10.09	9.61	9.26	10.30
10.41	10.41	10.64	11.21	10.47	10.63	9.26	7.50	10.38
10.41	10.64	10.64	10.25	9.95	10.10	9.26	8.77	9.94
9.43	9.43	9.06	9.06	9.03	8.68	9.26	8.44	9.65
10.41	9.46	10.41	9.96	9.95	8.78	9.31	9.89	9.83
10.64	10.41	9.43	10.53	9.81	9.84	9.31	9.26	10.29
9.61	10.09	10.09	10.09	9.61	9.76	9.76	9.28	9.39
12.03	12.03	11.45	11.97	10.93	11.45	11.29	10.39	10.83
12.20	11.97	12.20	11.45	11.45	11.01	10.87	12.09	11.50
11.97	13.68	11.68	12.20	12.49	12.30	12.83	12.50	12.51
7.87	7.87	8.78	7.80	11.26	11.45	10.76	10.47	10.37
7.71	7.11	7.11	7.87	7.04	10.25	10.76	10.10	8.32
7.52	7.52	7.04	7.21	10.41	9.95	9.81	9.55	8.68
10.64	10.93	10.93	10.93	10.47	9.55	10.87	10.65	10.42
11.45	10.98	10.98	10.98	10.93	10.47	10.34	10.99	10.97
10.64	10.41	10.64	10.25	9.95	9.31	9.78	9.20	10.48
10.34	11.01	10.47	11.01	10.09	10.12	9.78	10.30	10.46
8.07	7.14	7.14	9.43	9.30	9.55	8.68	9.26	8.76
6.83	7.59	7.59	10.41	9.72	9.58	10.10	9.07	8.43
6.07	6.83	6.83	7.11	9.72	9.81	8.68	8.52	8.05
8.15	11.45	10.41	10.41	10.53	10.47	9.55	10.09	9.85
8.07	7.59	7.59	10.41	10.93	9.95	9.07	8.68	9.13
9.72	9.43	9.43	9.58	9.81	9.55	11.01	10.87	9.82
8.63	9.05	8.68	8.77	8.44	8.96	9.48	8.71	7.82
10.41	11.97	10.64	10.93	9.30	9.31	10.09	8.68	10.09
9.05	9.48	8.19	8.43	8.43	9.24	9.24	9.24	8.66
11.17	11.17	11.17	11.39	11.39	11.17	10.93	10.54	11.00
12.79	11.39	12.79	11.29	11.29	11.39	11.41	10.54	11.35
10.93	10.47	11.20	10.34	10.63	10.09	9.89	9.89	10.33
10.64	10.98	10.64	10.25	9.95	9.31	9.61	9.50	10.02
9.81	9.98	9.81	10.07	10.10	10.05	10.02	9.77	9.92

中華民國二十七年

Relative Humidity of every day

H D.	H	1	2	3	4	5	6	7	8	9	10	11	12
1		60.0	66.2	67.0	67.5	68.0	69.0	71.3	70.0	60.0	61.0	51.5	40.0
2		62.0	65.1	66.0	67.1	68.2	70.3	70.7	68.8	75.0	60.0	54.8	46.0
3		77.5	79.0	80.5	82.0	84.0	86.6	91.0	90.8	80.0	60.0	50.0	42.0
4		66.6	70.1	71.5	71.8	71.5	71.8	72.0	71.8	65.0	75.0	62.5	55.2
5		81.2	84.5	85.8	88.0	86.8	90.0	94.5	93.0	81.6	70.0	52.5	46.0
6		74.0	77.5	82.0	82.4	83.5	86.5	91.0	90.1	84.0	76.0	60.0	52.5
7		77.5	79.9	81.8	85.0	86.8	82.5	82.3	79.0	70.0	69.7	65.0	62.6
8		80.0	81.0	83.5	85.0	86.5	87.6	88.5	88.5	76.0	65.0	54.0	50.0
9		85.0	85.5	88.5	89.6	91.2	91.4	90.1	88.8	85.0	81.0	72.5	71.0
10		91.2	91.0	92.0	92.0	92.0	93.0	95.0	92.6	91.0	85.0	74.0	67.5
11		89.5	90.5	91.0	91.0	92.0	93.0	95.6	89.0	79.0	52.0	44.5	40.5
12		59.5	61.0	65.0	66.0	67.6	68.9	70.0	69.0	52.0	35.0	38.5	34.5
13		81.6	82.5	84.5	85.0	88.0	60.0	63.5	63.0	52.5	47.5	41.0	39.8
14		55.0	57.5	61.6	62.5	66.0	77.5	85.5	84.0	75.0	65.0	60.0	54.0
15		85.0	85.1	86.5	87.6	87.6	88.5	90.0	88.5	85.0	79.0	65.0	54.6
16		81.8	81.5	82.5	83.0	85.8	86.5	86.5	84.0	80.6	75.5	70.0	62.5
17		83.8	84.0	85.3	85.0	86.0	87.0	87.5	87.5	84.8	82.5	75.0	69.0
18		91.5	91.5	92.0	92.4	93.5	94.5	95.2	94.0	80.0	62.9	45.5	40.2
19		63.2	59.8	58.3	58.0	69.0	63.0	66.0	67.3	55.0	49.2	42.2	33.5
20		62.7	64.4	64.8	66.5	68.0	70.0	70.4	68.0	55.8	49.8	42.0	41.5
21		67.2	67.3	67.3	67.6	69.0	71.0	73.5	70.0	61.0	54.0	49.0	47.5
22		71.0	72.4	75.0	76.0	78.0	80.0	82.3	80.0	72.5	62.4	53.5	51.0
23		64.0	64.9	68.0	71.0	72.0	75.0	77.3	78.0	71.0	62.5	62.4	59.0
24		90.0	89.9	89.5	89.0	88.0	87.0	90.0	89.9	88.0	65.5	62.0	55.0
25		86.0	86.8	87.9	87.1	89.9	91.3	92.5	91.0	84.0	75.5	65.0	59.4
26		70.0	72.6	74.0	76.0	79.0	85.5	88.0	83.0	75.0	76.0	76.0	78.7
27		80.8	89.0	90.0	90.2	90.5	92.3	92.5	92.4	90.5	85.0	73.0	74.9
28		94.0	91.7	93.2	93.0	93.5	93.5	93.5	93.0	92.0	88.0	70.0	66.8
29		95.0	95.5	95.6	95.5	95.3	96.2	97.5	95.0	68.5	71.0	55.0	47.0
30		82.0	84.0	84.8	86.6	86.8	88.0	87.5	82.0	72.5	60.0	54.0	49.0
平均													
Mean		78.3	79.5	80.9	81.6	82.9	84.6	85.5	84.7	76.7	67.6	58.7	53.6

四月逐日相對濕度 (%)

in the Month of April, 1938. (%)													
13	14	15	16	17	18	19	20	21	22	23	24	平均 Mean	
35.5	35.8	36.5	40.5	46.5	53.0	59.0	62.5	66.0	70.0	77.5	79.2	66.4	
44.0	44.8	45.0	46.0	49.0	51.5	59.0	63.0	65.0	67.6	70.0	75.0	67.2	
38.0	38.2	38.0	38.0	41.0	47.0	53.0	54.8	60.0	60.0	65.0	67.5	65.2	
45.0	41.0	37.5	37.5	38.2	41.5	43.8	48.0	54.0	74.0	81.5	80.0	67.9	
41.5	49.9	37.5	37.7	40.0	42.6	48.5	52.5	60.0	63.0	67.5	69.8	63.9	
51.0	48.2	44.0	44.0	46.0	37.5	53.5	55.0	56.0	62.5	69.0	74.0	66.3	
61.5	61.9	59.0	59.7	59.0	58.0	61.0	62.6	65.0	67.0	72.5	76.0	70.2	
46.0	45.0	43.5	43.6	45.0	47.0	55.0	60.0	62.2	67.0	80.0	82.0	68.7	
64.0	59.0	56.5	57.0	60.0	63.7	71.5	75.5	80.0	82.5	85.0	91.2	77.7	
61.5	59.0	58.5	59.2	52.5	55.0	61.0	70.0	84.0	84.0	85.0	87.0	77.6	
38.5	35.0	33.0	33.0	33.0	33.0	35.0	47.5	48.0	52.5	53.0	58.5	57.3	61.1
33.0	32.5	32.4	32.3	32.5	36.5	40.0	46.5	49.0	49.7	50.0	51.0	49.3	
37.5	35.4	35.0	33.0	35.0	38.5	37.5	41.5	47.0	47.6	51.0	52.0	47.0	
52.4	52.9	49.0	49.0	50.0	51.0	57.5	64.0	75.0	77.5	84.0	83.5	64.5	
45.5	42.5	39.0	37.0	37.5	40.0	49.0	52.5	58.0	64.5	75.0	80.0	66.8	
54.0	47.0	46.2	46.5	47.5	48.0	64.5	72.0	76.5	79.5	81.0	83.0	71.1	
65.0	67.0	70.2	70.0	70.0	74.0	89.0	82.5	85.0	86.2	87.7	90.0	80.2	
37.5	37.3	37.3	37.5	38.2	39.0	42.6	46.0	54.1	57.6	57.9	61.0	63.3	
33.0	37.4	36.6	36.2	37.2	39.8	45.0	51.0	51.5	57.0	58.6	60.1	51.2	
38.5	36.5	35.0	35.1	37.2	41.2	47.0	49.0	52.0	56.0	59.5	63.0	53.0	
45.8	46.8	45.8	46.0	47.0	49.5	53.5	55.0	59.0	60.8	65.0	69.0	58.7	
47.5	46.0	45.0	45.0	42.5	45.0	51.0	56.0	57.0	58.0	59.0	61.0	61.1	
59.0	54.8	53.5	53.0	53.0	53.8	57.0	64.0	65.1	66.0	62.5	67.0	65.5	
79.0	63.8	66.5	65.6	67.0	68.0	73.0	76.0	79.0	80.1	82.4	84.0	80.2	
55.0	52.5	51.5	51.5	51.5	50.2	51.0	54.0	59.0	60.0	64.0	66.8	69.3	
70.1	70.0	79.5	79.9	82.4	83.8	85.0	86.5	86.5	87.0	87.5	87.6	80.0	
79.0	87.7	87.0	85.5	79.0	80.0	84.5	86.5	89.0	91.0	93.5	94.5	86.9	
60.0	63.0	69.0	60.3	60.0	74.8	75.0	86.0	88.0	88.8	90.0	91.8	82.8	
47.5	48.0	53.0	70.9	66.5	65.2	68.0	79.0	72.5	78.0	79.9	80.5	76.1	
47.5	46.0	44.9	42.5	42.5	43.7	47.5	51.0	58.0	61.0	66.5	67.5	64.0	
50.3	50.0	48.8	48.8	49.5	52.0	57.4	61.4	65.6	69.2	73.4	75.7	67.4	

中華民國二十七年

Form and Direction of Clouds of every

時分 H D.	6		7		8		9		10		11	
	狀 For.	向 Dir.	狀 For.	向 Dir.	狀 For.	向 Dir.	狀 For.	向 Dir.	狀 For.	向 Dir.	狀 For.	向 Dir.
1	S	W	S	W	S	W	S	W	S	W	C	W
2	CK	W	CK	W	CS	W	CS	W	CS	W	SK	W
3	C	W	C	W	C	W	C	W	C	W	C	W
4	S	W	S	W	SK	W	SK	W	SK	W	SK	W
5	S	W	S	W	S	W	S	W	S	W	S	W
6					S	W	S	W	SK	W	SK	W
7	AK	W	AK	W	AK	W	AK	W	AK	W	AK	W
8	N	W	N	W	N	W	N	W	SK	W	AK	W
9	N	W	N	W	N	W	N	W	AK	W	AK	W
10	N	W	N	W	N	W	N	WSW	S	WSW	SK	WSW
11	C	W	C	W	C	W	S	W	ES	W	FK	W
12	C	W	C	W	CK	W	C	W	C	W	FK	W
13	AK	WSW	C	WSW	C	W	C	W	C	W	CK	W
14	C	W	S	W	S	W	S	W	SK	W	SK	W
15	S	W	S	W	S	W	S	W	S	W	SK	W
16	S	W	S	W	S	W	S	W	S	W	S	W
17	S	SW	S	SW	S	SW	S	SW	SK	SW	SK	SW
18	S	W	S	W	S	W	S	W	SK	W	SK	W
19												
20			C		C	W	C		C		C	
21	S	W	C	W	S	W	S	W	FK	W	FK	W
22	C	W	C	W	C	W	S	W	C	W	C	W
23	AK	WSW	AK	WSW	AK	WSW	AK	WSW	AK	WSW	AK	WSW
24	N	W	N	W	N	W	N	W	N	W	N	W
25	C	W	C	W	C	W	N	W	SK	W	SK	W
26	C	W	C	W	AK	W	AK	W	AK	W	AK	W
27	AS	W	AS	W	AK	W	AK	W	C	W	C	W
28	AS	W	AK	W	AK	W	C	W	C	W	AK	W
29	C	W	C	W	C	W	C	W	C	W	C	W
30	AK	W	AK	W	AK	W	AK	W	C	W	C	W

四月逐日雲狀及雲向

day in the Month of April, 1938.

12		13		14		15		16		17		18		日期 Date
狀 For.	向 Dir.	狀 For.	向 Dir.	狀 For.	向 Dir.	狀 For.	向 Dir.	狀 For.	向 Dir.	狀 For.	向 Dir.	狀 For.	向 Dir.	
C	W	C	W	C	W	C	W	C	W	C	W	C	W	1
SK	W	SK	W	SK	W	SK	W	SK	W	SK	W	SK	W	2
C	W	K	W	K	W	K	W	WSW	W	WSW	W	WSW	W	3
SK	W	SK	W	C	W	C	W	C	W	C	W	C	W	4
K	W	PK	W	PK	W	PK	W	PK	W	PK	W	PK	W	5
SK	W	SK	W	SK	W	SK	W	SK	W	SK	W	SK	W	6
AK	W	AK	W	AK	W	AK	W	AK	W	AK	W	AK	W	7
PK	W	PK	W	PK	W	PK	W	PK	W	PK	W	PK	W	8
AK	W	AK	W	AK	W	AK	W	AK	W	AK	W	AK	W	9
SA	WSW	SK	WSW	SK	WSW	SK	WSW	SK	WSW	SK	WSW	SK	WSW	10
C	W	C	W			C	W	C	W	C	W	C	W	11
C	W	C	W			C	W	C	W	C	W	C	W	12
SK	W	SK	W	SK	W	SK	W	SK	W	SK	W	SK	W	13
SK	W	SK	W	SK	W	SK	W	SK	W	SK	W	SK	W	14
SK	W	SK	W	SK	W	SK	W	K	W	SK	W	SK	W	15
SK	SW	SK	SW	SK	SW	SK	SW	SK	SW	SK	SW	SK	SW	16
SK	W	SK	W	SK	W	SK	W	SK	W	SK	W	SK	W	17
K	W	K	W	K	W	K	W	K	W	K	W	K	W	18
SK	W	SK	W	SK	W	SK	W	SK	W	SK	W	SK	W	19
C	W	C	W	SK	W	SK	W	SK	W	SK	W	SK	W	20
SK	W	K	W	K	W	K	W	K	W	K	W	K	W	21
SK	W	SK	W	SK	W	SK	W	SK	W	SK	W	SK	W	22
AK	WSW	AK	WSW	AK	WSW	AK	WSW	AK	WSW	AK	WSW	AK	WSW	23
AK	SW	AK	SW	AK	SW	AK	SW	AK	SW	AK	SW	AK	SW	24
SK	W	SK	W	SK	W	SK	W	SK	W	SK	W	SK	W	25
N	W	N	W	N	W	N	W	N	W	N	W	N	W	26
AK	W	AK	W	AK	W	AK	W	AK	W	AK	W	AK	W	27
AK	W	AK	W	AK	W	AK	W	AK	W	AK	W	AK	W	28
C	W	C	W	AK	W	AK	W	AK	W	AK	W	AK	W	29
K	W	AK	W	AK	W	AK	W	K	W	AK	W	AK	W	30

中華民國二十七年四月逐日雲量

Cloud Amount of every day, in the Month of April, 1938.																							
日 D.	時 H.																				日 Y.	平均 Mean	
	6	7	8	9	10	11	12	13	14	15	16	17	18	19	20	21							
1	9.5	9.0	7.5	4.0	6.0	6.5	6.0	6.0	6.0	7.5	3.0	2.5	5.0	3.0	0.5	0.2	5.8						
2	7.0	6.0	7.0	5.0	3.5	1.0	2.0	4.0	3.0	5.5	7.0	0.5	5.0	0.5	0.2	0.0	4.1						
3	5.5	3.5	1.5	2.0	1.5	2.0	1.5	1.0	2.0	2.5	3.3	3.5	3.0	2.0	2.0	4.6	2.6						
4	6.0	6.5	6.5	6.0	3.5	4.0	3.5	3.0	4.0	6.0	7.0	6.0	7.0	7.5	4.0	3.1	5.2						
5	1.5	1.5	1.0	0.2	0.5	0.5	0.5	0.0	0.2	0.5	1.0	2.0	2.0	1.5	0.0	0.6	0.8						
6	0.0	0.0	3.5	3.0	3.0	2.5	3.5	5.5	6.0	6.0	4.5	2.0	1.0	0.0	0.0	0.6	3.2						
7	7.0	6.0	4.5	9.0	9.0	9.5	9.7	9.9	9.5	9.8	9.5	9.5	7.5	8.0	6.0	7.5	8.5						
8	0.0	0.0	0.0	1.0	1.0	0.6	0.5	0.5	0.5	1.5	2.0	2.6	3.6	6.0	6.5	7.6	2.1						
9	9.5	9.8	10.0	10.0	9.7	8.5	7.0	5.0	6.0	6.0	7.0	9.0	9.0	9.0	9.8	9.5	8.4						
10	10.0	10.0	9.0	10.0	7.5	6.0	6.0	6.5	7.0	7.0	7.0	3.0	4.0	3.5	3.0	0.6	6.3						
11	1.0	0.5	0.5	1.0	0.2	0.2	0.5	0.5	0.0	0.3	0.1	0.0	0.0	0.0	0.0	0.0	0.5						
12	7.0	7.0	6.5	5.5	3.5	2.0	1.5	0.1	0.6	0.1	0.6	0.5	0.8	0.6	0.6	0.6	2.2						
13	2.0	1.0	0.5	0.5	0.5	1.0	1.0	1.0	1.5	4.0	2.5	1.0	0.0	0.5	0.5	0.1	1.1						
14	0.2	0.0	0.0	0.8	6.5	5.0	5.0	5.5	5.0	4.0	7.0	3.5	3.0	2.0	3.0	0.6	3.2						
15	5.5	6.5	7.0	7.0	3.5	3.0	2.0	2.0	3.0	3.0	3.0	3.0	0.5	0.5	1.5	6.6	3.6						
16	8.0	8.5	5.0	5.0	4.0	2.0	2.0	4.0	4.0	6.5	2.0	0.8	5.5	6.5	5.0	3.0	4.5						
17	9.5	9.5	9.5	9.6	9.5	6.5	4.5	9.0	9.0	9.0	6.5	6.5	7.0	2.5	1.5	1.6	6.9						
18	0.5	2.0	0.0	0.5	0.2	1.0	2.5	2.5	3.6	3.6	3.6	2.5	2.0	1.0	0.3	0.4	1.5						
19	0.0	0.0	0.0	0.0	6.0	0.0	1.5	0.6	1.0	1.6	4.6	4.0	2.0	1.0	0.0	0.1	1.0						
20	0.0	0.1	4.0	1.0	0.5	1.0	0.1	0.1	2.0	3.0	7.0	7.0	5.0	2.0	0.0	0.6	2.1						
21	0.2	0.0	0.2	0.0	0.5	2.5	3.0	4.0	3.0	6.0	3.5	3.0	2.0	1.0	0.5	0.6	1.8						
22	2.5	2.5	1.4	0.8	1.0	0.5	1.0	3.6	3.5	5.5	5.0	2.0	1.5	1.0	0.6	0.6	2.0						
23	9.0	9.0	4.8	5.0	9.5	9.0	9.6	9.5	7.0	7.0	5.6	5.0	8.0	9.0	10.0	9.5	7.9						
24	9.8	10.0	10.0	10.0	10.0	10.0	10.0	9.0	8.0	6.4	3.0	1.5	1.0	1.0	6.5	0.0	5.6						
25	4.0	4.0	4.5	5.5	6.5	7.0	6.5	5.5	6.0	6.5	7.0	6.5	5.0	3.0	4.5	7.0	5.6						
26	7.4	7.4	8.0	8.5	9.0	9.0	9.5	9.0	9.9	9.8	10.0	10.0	8.0	8.5	8.0	7.0	8.7						
27	10.0	10.0	9.9	8.5	8.5	8.5	10.0	10.0	9.8	9.9	8.5	7.0	6.5	3.0	5.0	4.8	8.3						
28	10.0	9.0	8.0	8.0	7.0	7.5	8.0	9.6	6.0	3.5	3.5	6.5	8.9	7.0	6.0	2.0	6.9						
29	6.5	3.0	6.5	5.0	5.0	6.0	8.0	8.5	8.0	10.0	4.0	3.0	6.0	5.0	4.0	1.5	5.9						
30	3.5	8.0	7.5	3.0	2.0	3.0	5.5	5.0	5.0	5.0	4.0	4.0	1.5	0.5	0.0	0.1	5.6						
平均 Mean	5.1	5.1	4.9	4.6	4.4	4.2	4.4	4.6	4.6	5.1	4.2	4.5	4.1	3.2	2.9	2.5	4.3						

中華民國二十七年四月逐日能見度

Visibility of every day, in the Month of April, 1938.

H D.	時 H.		日																平均 Mean					
	6	7	8	9	10	11	12	13	14	15	16	17	18	19	20	21	22	23		24	25	26	27	28
1	4	3	3	4	5	5	7	7	7	7	7	6	5	5.4										
2	4	3	3	4	5	6	7	7	7	7	7	6	6	5.6										
3	4	2	3	4	6	7	7	7	7	7	7	7	7	5.8										
4	4	2	3	4	5	4	7	7	7	7	6	6	6	4.9										
5	3	3	3	3	4	6	7	7	7	7	7	7	6	5.4										
6	4	3	3	4	4	5	5	5	6	6	6	6	6	4.7										
7	4	4	4	4	5	7	7	7	7	7	7	7	7	5.4										
8	3	3	3	3	3	7	8	8	8	8	8	8	8	6.2										
9	5	4	4	5	5	5	6	6	6	5	6	6	4	5.1										
10	4	3	4	5	5	5	5	6	6	6	6	6	6	5.2										
11	3	3	3	4	8	8	8	8	8	8	8	8	8	6.4										
12	4	2	3	4	7	8	8	8	8	8	8	8	7	6.2										
13	3	2	4	4	5	7	7	7	7	7	7	7	7	5.7										
14	5	5	5	5	6	7	7	7	7	6	6	6	5	5.9										
15	4	4	5	5	5	5	5	6	6	6	6	6	6	5.3										
16	5	5	4	4	4	4	4	5	5	5	5	5	5	4.6										
17	4	4	4	4	4	4	4	5	5	6	6	6	5	4.7										
18	2	3	2	3	4	4	5	5	5	5	5	5	5	4.2										
19	3	3	2	3	3	4	6	6	6	6	6	6	6	4.7										
20	3	3	3	4	4	5	5	5	6	6	6	6	5	4.7										
21	8	8	8	8	8	8	8	8	8	8	7	7	7	7.8										
22	3	3	3	4	4	4	7	7	7	7	7	7	7	5.5										
23	3	3	3	4	4	7	7	7	7	7	7	7	7	5.6										
24	3	3	7	8	8	8	8	8	9	9	9	9	8	8.1										
25	3	5	4	4	7	8	8	8	8	8	8	8	8	6.7										
26	5	5	5	6	6	6	6	8	6	7	6	6	6	6.0										
27	4	4	3	4	5	5	5	6	6	6	6	6	6	5.8										
28	5	4	4	4	4	4	8	6	6	8	8	8	7	6.2										
29	4	4	4	4	4	7	8	7	8	8	8	8	8	6.5										
30	8	8	8	8	8	8	8	8	8	8	8	8	8	8.0										
平均 Mean	4.2	3.8	3.9	4.5	5.5	6.1	6.5	6.6	6.9	6.5	6.9	6.6	6.1	5.8										

中華民國二十七年

Wind Direction and Wind Velocity of

日期	6		7		8		9		10		11		12		13		14	
	向	速	向	速	向	速	向	速	向	速	向	速	向	速	向	速		
D.	Dir.	Vel.	Dir.	Vel.	Dir.	Vel.	Dir.	Vel.	Dir.	Vel.	Dir.	Vel.	Dir.	Vel.	Dir.	Vel.	Dir.	Vel.
1	NNE	0.5	SSE	1.7	S	3.0	SW	8.1	SW	7.8	WSW	9.6	SW	7.4	WSW	9.0		
2	SW	0.4	SW	0.3	WSW	3.3	WSW	0.6	WSW	8.2	WSW	10.2	W	9.0	W	6.8		
3	NNE	1.0	NNE	2.9	NNE	3.6	SSW	3.9	SSW	7.6	SSW	9.1	SW	10.6	SSW	5.3		
4	E	1.0	ESE	0.4	SSE	0.8	SSW	4.5	SSW	9.1	SSW	8.9	SSW	7.0	SSW	9.0		
5	SSW	0.9	NE	0.5	SSE	1.6	SSW	2.7	SSW	8.6	WSW	8.8	SSW	8.9	SSW	12.5		
6	NNE	0.7	NNE	1.2	E	0.6	SE	7.2	SSE	3.0	SSW	6.2	SSW	8.9	SSE	10.1		
7	WSW	2.7	SSW	1.2	SSW	6.8	SSW	7.5	WSW	3.1	SW	7.9	SW	6.8	SSW	1.9		
8	NNE	0.4	NE	0.7	ESE	1.1	S	6.3	WSW	5.8	WSW	3.3	WSW	7.1	SSW	3.5		
9	E	0.3	SE	0.7	ESE	0.6	SE	2.9	ENE	3.4	SSE	6.6	SSW	4.7	SSW	7.2		
10	ENE	0.6	SE	0.4	SSW	5.1	SSW	4.6	S	7.8	S	8.0	SSW	5.8	SSW	7.0		
11	SSW	2.2	SW	2.8	SSW	5.4	WSW	6.9	W	9.7	WNW	6.7	SSW	4.8	WSW	5.7		
12	WSW	0.9	W	0.4	SSW	5.1	WSW	4.7	WSW	7.1	SSW	9.7	SSW	10.8	W	8.2		
13	WNW	0.3	N	0.4	SSW	1.0	W	6.9	WNW	12.0	WNW	9.6	WSW	9.3	W	14.1		
14	E	0.9	ENE	0.4	E	0.3	E	4.3	E	0.5	NE	0.4	E	4.0	E	3.6		
15	NNE	0.0	NNE	3.4	SE	2.8	SSW	3.6	SSW	5.3	SSW	2.3	SSW	4.0	SSW	7.5		
16	NNE	2.4	NE	0.4	NNE	1.1	SSW	1.9	SSW	3.8	SSW	5.0	SSW	3.9	SE	9.3		
17	NNE	0.7	NNE	0.6	F	1.5	E	0.9	S	4.6	SE	3.5	SE	2.9	SE	7.5		
18	E	0.4	C	0.0	SSW	6.1	SW	7.6	SW	11.4	SW	7.3	SSW	8.1	W	9.3		
19	NNE	0.5	NNE	1.0	0.4	WSW	5.1	WSW	8.7	WSW	8.9	WNW	7.5	W	8.3			
20	W	0.3	WSW	3.1	SW	4.7	SSW	6.0	WSW	2.6	WNW	3.9	W	7.7	W	14.6		
21	NNE	0.3	WSW	5.7	WSW	3.3	WSW	3.7	SW	2.5	NW	2.5	W	13.2	SW	8.9		
22	NNE	1.4	NNE	0.7	SSW	3.7	SSW	2.0	SSW	4.2	SSW	7.5	S	7.7	SE	7.4		
23	NNE	0.4	NNE	0.3	NNE	0.7	SSW	2.3	SW	6.7	WSW	6.4	SSW	5.5	SW	15.0		
24	NE	6.9	E	0.7	E	3.0	NNE	0.3	NNE	4.5	NNE	6.9	NE	1.9	N	0.4		
25	NNE	0.6	NNE	0.5	SSW	2.5	SSW	4.8	SSW	9.9	SW	12.7	SW	13.4	SSW	5.6		
26	NNE	2.6	NE	5.1	NNE	2.0	NE	3.4	NE	2.2	NE	7.2	NE	2.3	NNE	4.1		
27	NNE	0.6	C	0.0	E	0.4	SSW	5.6	SSW	6.1	SSW	6.5	SSE	6.9	SE	1.9		
28	NNE	2.8	NE	0.7	ENE	2.4	SSW	1.0	SSW	6.7	SSW	12.3	SW	12.2	W	6.4		
29	NNE	1.5	NNE	1.4	E	0.7	SSE	2.3	W	3.3	SSW	7.3	WNW	6.3	WSW	11.6		
30	WSW	1.2	WSW	0.9	WSW	1.6	W	4.3	W	5.8	WSW	4.9	SW	5.3	W	9.7		
平均		1.8		1.3		2.6		4.6		6.1		7.0		7.3		7.7		
Mean		1.8		1.3		2.6		4.6		6.1		7.0		7.3		7.7		

四月逐日風向及風速

every day, in the Month of April, 1938.

14		15		16		17		18		19		20		21		平均
向	速	向	速	向	速	向	速	向	速	向	速	向	速	向	速	
Dir.	Vel.	Dir.	Vel.	Dir.	Vel.	Dir.	Vel.	Dir.	Vel.	Dir.	Vel.	Dir.	Vel.	Dir.	Vel.	Mean
SW	10.2	WSW	7.8	SW	8.2	SW	8.2	SW	6.3	SSW	2.4	WSW	4.7	WSW	1.1	6.0
W	9.8	SSW	10.4	SSW	6.3	SW	4.8	SW	1.0	SSW	1.3	SW	4.8	SW	2.2	5.6
SSW	10.9	SW	7.0	SSW	8.1	SW	4.9	SSW	3.5	SSW	3.2	SSW	2.9	NE	1.3	5.3
SSW	8.0	SSW	12.0	SSW	13.1	SW	9.5	SSW	4.2	SSW	4.5	SW	0.3	C	0.0	5.8
SSW	10.6	SSW	11.1	SSW	7.0	SW	8.0	WSW	1.6	SW	4.0	WSW	1.6	C	0.0	5.6
SSW	9.3	WSW	5.3	SW	11.3	SW	6.0	SSW	5.8	SSW	3.6	SW	2.7	WSW	4.3	5.4
SSW	3.9	NW	4.9	SW	2.3	WSW	4.2	WSW	1.1	SW	2.0	SSW	2.2	SSW	2.8	4.0
WSW	5.9	S	7.2	SSW	9.0	SSW	5.3	SSW	4.6	S	4.4	SSE	0.8	C	0.0	3.7
SSW	5.5	SSE	1.5	SSE	11.3	SSE	10.0	SSE	1.8	ESE	1.6	E	2.6	EVE	1.6	4.3
S	9.2	SSW	10.7	SSW	7.2	SSW	4.7	SSW	4.1	SW	5.4	SW	2.7	S	3.4	5.6
W	10.2	WSW	4.8	WSW	8.5	W	5.3	SW	1.0	SSW	4.2	SSW	2.1	C	0.0	5.1
W	12.7	W	9.6	WSW	8.4	WSW	8.1	WSW	3.5	SW	2.8	WSW	9.5	SW	2.4	6.0
SW	14.2	W	8.3	W	3.8	NW	10.7	WSW	4.6	WSW	3.7	SSW	1.0	C	0.0	6.6
E	0.5	E	2.3	S	2.5	SE	2.6	SE	3.6	SE	1.1	SE	1.0	SSE	1.1	2.0
SSW	8.3	W	7.7	SSW	6.1	WSW	2.5	WSW	1.6	SSW	3.2	SW	0.5	C	0.0	3.7
SSE	7.2	S	4.5	S	6.7	S	4.6	SSE	1.1	E	1.8	ESE	2.2	E	1.4	3.6
SE	11.1	SSE	6.4	SSE	8.0	SSE	4.3	SSE	3.1	SSE	2.0	SSE	1.1	SSE	0.4	3.2
W	11.4	SW	12.4	WSW	8.4	W	5.4	SW	4.9	WSW	1.7	SW	3.1	SSW	1.1	6.2
SSW	9.5	NW	9.8	SW	9.1	SW	3.6	SW	5.7	SW	2.8	SW	3.1	WSW	4.3	6.5
WSW	10.6	NW	10.4	SW	10.0	SW	11.3	SW	8.3	SW	3.5	WSW	5.4	SW	3.3	7.0
SW	5.7	SW	10.2	SW	8.7	SW	6.5	SW	2.7	SW	1.1	SSW	0.6	C	0.0	4.8
SSW	9.0	SSW	9.3	SSW	3.7	SSW	8.5	SW	9.1	WSW	4.2	SSW	4.5	SSW	2.8	5.4
SSW	8.5	SSW	9.0	SW	10.0	SW	6.5	SW	3.6	SW	1.8	SW	1.2	C	0.0	4.9
SSE	4.0	SSW	4.9	SSW	5.2	SE	0.7	SSW	4.2	SSW	1.1	C	0.0	E	0.6	2.5
SSW	14.0	WSW	7.5	WSW	9.7	WSW	8.6	WSW	5.4	SW	3.3	SSW	1.1	SW	3.7	6.5
NE	2.2	E	0.9	NE	0.6	NE	0.4	NE	3.8	NE	1.1	NNE	0.4	C	0.0	2.4
W	2.0	SSW	1.4	E	0.9	WSW	9.8	SSW	4.1	S	2.0	S	0.8	C	0.0	3.1
S	3.7	SSW	8.2	SW	11.2	WSW	11.4	NNW	2.1	C	0.0	N	1.5	E	1.1	5.4
SSW	12.0	SW	6.9	WSW	9.7	WSW	6.2	WSW	2.2	SW	6.0	WSW	3.5	WSW	2.8	5.4
SW	5.1	SW	4.5	WSW	4.0	WSW	3.6	WSW	1.8	WSW	0.7	C	0.0	C	0.0	3.4
	8.2		7.4		7.5		6.2		3.7		2.7		2.2		1.4	4.8

中華民國二十七年

		Rainfall Amount, in the						
H	時	9-10	10-11	11-12	12-13	13-14	14-15	15-16 16-17
	H							
	1							
	2							
	3							
	4							
	5							
	6							
	7							
	8							
	9							
	10							
	11							
	12							
	13							
	14							
	15							
	16							
	17						T	
	18							
	19							
	20							
	21							
	22							
	23							
	24							
	25							
	26				T		0.1	T T
	27					0.4	T	
	28				0.6		T	
	29							T
	30							
總計	Total				0.6	0.4	0.1	T T

四月逐日雨量 (m.m.)

Month of April, 1936. (m.m.)								日期 Date	
17--18	18--19	19--20	20--21	本日翌日 21--6	6--7	7--8	8--9		計總 Total
									1
									2
									3
									4
									5
									6
									7
		T		0.1				0.1	8
									9
									10
									11
									12
									13
									14
									15
								T	16
									17
									18
									19
									20
		T	T	0.4	0.2	T		0.6	21
									22
									23
									24
									25
								0.1	26
0.2								0.4	27
		0.3						1.1	28
								T	29
									30
0.2		0.3	T	0.5	0.2	T		2.3	總計 T.

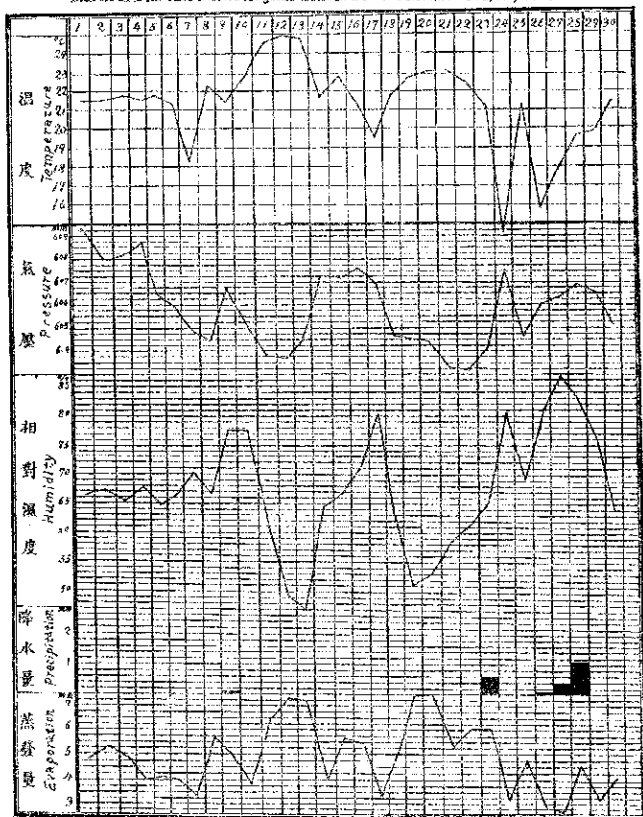
中華民國二十七年四月

Daily Values of Meteorological Elements

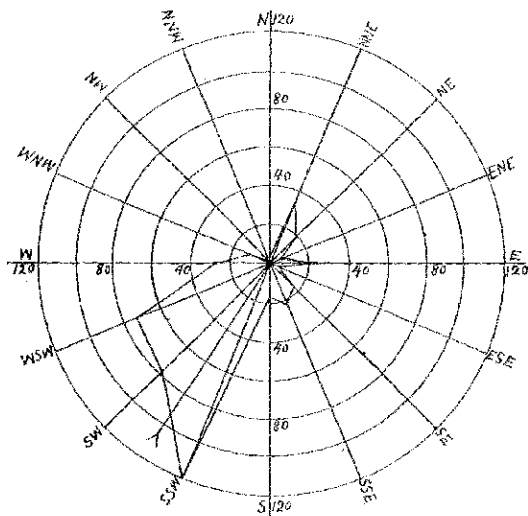
日期 Date	氣壓 pressure (600 mm ±)	溫度 Temperature (°C)				草溫 Grass Temp. (°C)	地溫 Earth Temp. at the Depth of loam (°C)
		平均 Mean	最高 Max.	最低 Min.	較差 Range		
1	9.29	21.5	26.7	13.4	13.3	12.7	14.7
2	7.96	21.5	27.7	14.0	13.7	13.1	14.8
3	8.15	21.2	27.5	12.6	14.9	10.5	14.9
4	8.68	21.5	26.5	14.5	12.0	11.5	13.0
5	6.46	21.7	27.0	13.5	13.5	11.2	13.1
6	5.84	21.3	28.2	13.5	12.7	11.0	13.2
7	4.96	18.3	21.3	14.7	6.6	12.5	13.3
8	4.40	22.3	28.2	11.0	17.2	9.3	13.4
9	6.74	21.4	26.3	15.4	10.9	13.5	13.5
10	5.16	22.9	26.8	16.5	10.3	15.4	13.6
11	3.82	24.5	29.5	16.0	13.5	14.8	13.7
12	3.70	24.9	30.4	15.5	14.9	13.2	13.8
13	4.55	24.7	30.0	15.7	14.3	13.3	13.8
14	7.29	21.6	26.2	13.5	12.7	11.4	13.9
15	7.24	22.9	28.0	14.5	13.5	12.8	13.0
16	7.68	21.3	26.5	14.4	12.1	13.5	13.2
17	6.99	19.5	24.8	14.4	10.4	13.3	13.3
18	4.86	21.8	26.7	13.6	13.1	11.5	13.4
19	4.60	22.8	28.2	12.5	15.9	10.6	13.5
20	4.41	23.1	28.8	14.0	14.8	11.6	13.5
21	3.89	23.1	28.2	13.6	14.6	11.2	13.6
22	3.16	22.5	28.0	12.0	16.0	10.2	13.7
23	4.19	21.2	25.0	14.7	10.3	13.6	13.8
24	7.55	14.5	21.0	7.2	13.8	7.1	13.9
25	4.68	21.3	26.5	11.0	15.5	9.6	14.0
26	6.01	15.3	20.8	12.8	8.0	12.0	14.1
27	6.34	18.0	22.5	13.0	9.3	11.7	14.2
28	6.91	19.6	23.7	12.8	10.9	11.6	14.3
29	6.59	19.8	25.5	12.0	13.5	10.5	14.4
30	5.12	21.4	26.2	12.0	14.2	10.2	14.5
總數或平均 T. or M.	5.89	21.9	26.4	13.5	12.9	11.6	14.1

中華民國二十七年四月份各項氣象要素逐日變遷圖

March of Different Meteorological Elements in the Month of April, 1938.



中華民國二十七年四月份風向圖
WIND ROSE FOR APRIL, 1938.



—— 風向次數
frequency

—> 合成風向
Resultant Direction

方向 Dir.	N	NNE	NE	ENE	E	ESE	SE	SSE	S	SSW	SW	WSW	W	WNW	NW	NNW	V	c
次數 Frequency	3	3	19	6	25	5	17	23	17	120	49	44	28	11	1	2		16
百分數 %	0.6	7.1	4.0	1.3	5.2	1.1	3.5	4.8	3.5	23.0	16.3	12.4	5.8	2.3	0.2	0.4		3.3

立 省 南 雲
所 候 剛 明 昆

氣 象 月 報

第 三 卷 第 五 期



龔 自 知 題



中 華 民 國 二 十 七 年 五 月 份

MONTHLY METEOROLOGICAL BULLETIN

OF

METEOROLOGICAL STATION OF YUNNAN PROVINCE,

KUNMING.

May, 1938.

VOL. 3. NO. 5.

目 次 頁

<i>Table of Contents</i>		<i>page</i>
凡例	<i>Explanatory Remarks.</i>	1
本月份天氣概況	<i>A Summary of Weather Conditions, during the Month of May, 1938.</i>	2
本月份氣象概要	<i>Monthly Summary.</i>	3
氣壓	<i>Barometric Pressure.</i>	4-5
氣溫	<i>Air Temperature.</i>	6-7
地面溫	<i>Earth Temperature on the surface.</i>	8-9
地內溫	<i>Earth Temperature.</i>	10
雲量	<i>Cloud Amount.</i>	11
絕對濕度	<i>Absolute Humidity.</i>	12-13
相對濕度	<i>Relative Humidity.</i>	14-15
雲狀與雲向	<i>Cloud: Forms and Direction.</i>	16-17
風向及風速	<i>Wind Direction and Velocity.</i>	18-19
雨量	<i>Amount of Rainfall.</i>	20-21
逐日氣象各要素	<i>Daily Values of Meteorological Elements.</i>	22-23
能見度	<i>Visibility.</i>	24
各項氣象要素逐日變遷圖	<i>March of Different Meteorological Elements</i>	25
風向圖	<i>Wind Rose.</i>	26

民國二十七年五月份昆明天氣概況：

一、得

本月承四月份亢旱之後，雨量頗豐，總計達 $343.4m.m.$ ，超過歷年同月標準平均數 $103.2m.m.$ 之三倍有奇，是觀測地點，遷移太華山前，實次於三十年來罕有之紀錄，而確成雲南三區名都之水災！

自上月杪，西南天氣先極大鬆動，引起北方寒流南下，北太平洋高氣壓，本年特為發展，阻礙低氣壓羣之進行，寒戰期較長，約在西南境內及黔湘一帶，松觸交綫，激盪劇烈！

本月一日，晨後有雨絲，十六時氣溫最低，僅得 $57.0, 14m.m.$ （本埠高度訂正） WSW 風力甚強，二十一時 NE 有閃電，二日，晨後多雲，初晚風轉 SE ，雨微無量，三日，風向 NNE ，二時雷雨，雨量 $2.7m.m.$

四日，風向 SSW ，降雨 $0.2m.m.$ 驟有迅雷；五日，天晴， WSW 風力最大，氣溫漸昇；六日，陰雨，氣溫高達 $26.5^{\circ}C$ ，熱帶氣流旺盛，熱氣壓增高，北方寒流已至雲南流域，西南風威頗強，去兩日，同在湖上暴雨，相當奇暴。

七日，昆明雲量甚厚， ENE 風力甚大，十八時降雨 $0.2m.m.$ 驟有閃電；同日湖南全省皆雨，雲氣頗高，已達長江中流；八日，昆明寒風雨來，翌日雨量最多得 $54.7m.m.$ ，傾盆傾瀉，湖濱慘狀，洪水暴漲，房屋倒塌。

九日，昆明風勢甚高，本埠得 $37.54m.m.$ 全日降雨約得 $37.6m.m.$ ，陸良亦開始降雨，後漸停滯；十日，昆明氣溫最低達 $1.5^{\circ}C$ ，降雨 $19.3m.m.$ ，十一日，繼續降雨，得量 $36.0m.m.$ 風向仍 ENE ，但氣勢較弱。

十二日，昆明雨量 $19.0m.m.$ ，十五時風轉 ESE ，雨約半；十三日，風向 WSW ，十六時，又得 $13.3m.m.$ ，十四日，氣勢漸而復其，間降大雨 $11.3m.m.$ ，長沙以南，風雨雷電，每日未休。

十五日，武漢降雨 $2.7m.m.$ 氣壓昇而復降；十六日，降雨 $1.3m.m.$ 午後雷開虹現；十七日，仍降雨 $2.3m.m.$ 午日暴，連夜閃電；十八日，陰雨 $15.7m.m.$ 氣驟降而復其，風暴，下開停滯，連日大雨，出沒於雲，雲成深層。

十九日，昆明夜雨 $24.4m.m.$ ，二十日，風向 ENE ，雷雨 $36.6m.m.$ ，二十一日，風向 WNW 轉 SW ，氣溫漸昇，一時內於大雨量得 $10.7m.m.$ ，全日得 $45.8m.m.$ ，二十二日，氣溫漸低，風向 NNE ，約雨 $16.7m.m.$ ，二十三日，晨雨 $1.5m.m.$ 午，風轉 WNW ；氣驟降，日現冰華，晚始放晴，遂納閃電。

昆明自七日起，連二三日止，連續下雨共十七日，連朝高潮後，漸停停滯；各縣間成水災，如雷達，易門之洪水橫流；江川，華寧之湖水氾濫；騰南，元江，姚山，河西，永平，雲南，羅西之河水暴漲，莫不堤防崩潰，房屋倒塌，沖沒供畜，災區擴大！

二十四日，昆明天晴，八時可見銀燭光，風向 NNE ， NNW ， WNW ，轉 W ， WSW ， SW ，氣溫昇高，氣壓降低，低壓中心已過昆明南方；二十五日至三十日，氣壓穩定，天氣陰陰，夜間閃電；二十七日，陸良狂風暴雨，電斃三人；三十一日午前日暴，午後降雨 $0.4m.m.$ ， SSW 風漸強，是熱帶氣流已擊擊東進矣。

中華民國二十七年五月氣象綱要

Monthly Summary for May, 1938.

氣 壓		Air Pressure	
極端最高	Extreme maximum	577.54mm	在 9 日 21 時 on 9th 21h
極端最低	Extreme minimum	570.14mm	在 1 日 16 時 on 1st 16h
平 均	Mean	573.41mm	
氣 溫		Air Temperature	
極端最高	Extreme maximum	26.6°C	在 6 日 on 6th
極端最低	Extreme minimum	4.5°C	在 10 日 on 10th
最高平均	Mean maximum	19.2°C	
最低平均	Mean minimum	10.9°C	
平 均	Mean	14.5°C	
風		Wind	
最大風速	Maximum velocity	19.3m/s	在 5 日 14 時 on 5th 14h
合成風向	Resultant direction	S 25°51', 38 W	
降 水 量		Precipitation	
期 量	Rainfall	343.4mm	
一日最多雨量	Greatest in 24 hours	54.7mm	在 8 日 on 8th
一日內最多量	Greatest in 1 hour	10.7mm	在 21 日 15--16 時 on 21th 15--16h
概 況		Miscellaneous Informations	
晴天日數	Clear days		3
曇天日數	Partly cloudy days		3
陰天日數	Cloudy days		3
雨天日數	Rainy days		20
有雷陣日數	Days with thunderstorm		1
有霧日數	Days with wet fog		19
有薄霧日數	Days with mist		5
有晨霧日數	Days with ground fog		1
有露日數	Days with dew		9
有大風日數	Days with gale		3
有雷聲日數	Days with thunder		1
有閃電日數	Days with lightning		11
有日暈日數	Days with solar halo		4
有日華日數	Days with solar corona		1
有虹日數	Days with rainbow		1
有絨綉寶光日數	Days with broken spectre		1

— 4 —

中華民國二十七年

Barometric Pressure of every												
時高 D.	1	2	3	4	5	6	7	8	9	10	11	12
1	2.23	2.23	2.13	2.13	2.13	2.18	2.16	2.70	2.84	2.93	2.69	2.36
2	2.60	2.60	2.60	2.70	3.05	3.44	3.89	3.86	3.83	3.61	3.26	
3	2.93	2.93	2.95	2.93	2.93	3.22	3.78	3.75	4.02	4.08	3.72	3.39
4	3.19	3.19	3.19	3.19	3.19	3.39	3.75	3.83	3.69	3.47	3.12	
5	2.71	2.71	2.71	2.76	2.81	2.81	3.26	3.23	3.71	3.59	3.25	3.03
6	3.02	2.99	2.99	3.04	3.09	3.04	3.47	3.75	3.82	3.93	3.48	3.46
7	3.19	3.21	3.21	3.21	3.37	4.02	4.48	4.91	5.18	5.28	4.91	4.86
8	4.79	4.74	4.54	4.59	4.59	4.74	5.00	5.39	5.50	5.38	5.13	4.95
9	5.49	5.30	5.30	5.39	5.54	5.64	6.25	6.45	6.59	6.49	6.48	6.19
10	7.33	7.00	6.83	6.66	6.46	6.30	6.83	7.11	7.15	6.91	6.81	6.30
11	5.68	5.48	5.28	5.28	5.38	5.38	5.86	6.66	6.24	6.12	5.79	5.46
12	5.08	4.93	4.68	4.68	4.73	4.95	5.18	5.35	5.64	5.74	5.70	5.49
13	4.56	4.08	3.66	3.46	3.46	3.56	3.55	3.59	3.88	3.84	3.73	3.30
14	2.79	2.61	2.31	2.31	2.36	2.31	2.81	3.00	3.09	3.07	3.22	2.90
15	3.16	3.05	3.05	3.00	3.00	2.97	3.27	3.64	3.68	3.51	3.47	3.23
16	3.00	3.00	2.78	2.78	2.78	2.78	3.06	3.34	3.50	3.48	3.45	3.23
17	1.98	1.98	1.68	1.98	2.10	2.38	2.66	2.85	3.03	3.20	2.96	2.72
18	2.57	2.92	2.92	2.97	3.07	3.47	3.85	4.17	4.19	4.29	4.08	3.87
19	4.09	3.99	3.99	3.99	3.99	4.02	4.41	4.61	4.61	4.77	4.66	4.31
20	4.15	3.76	3.64	3.64	3.64	3.97	4.18	4.39	4.59	4.58	4.18	3.77
21	4.30	4.00	3.40	3.40	3.40	3.44	3.73	3.80	3.98	3.97	3.84	3.51
22	4.90	4.90	4.85	3.90	4.90	4.90	5.49	5.34	5.54	6.02	6.11	5.51
23	5.10	4.90	4.85	4.46	4.46	4.46	4.55	4.93	4.65	4.53	4.27	3.54
24	3.15	3.05	2.95	2.80	2.90	2.80	3.13	3.49	3.67	3.57	3.33	2.99
25	2.95	2.95	2.90	2.90	2.90	2.99	3.51	3.78	3.78	3.64	3.41	3.02
26	2.05	1.80	1.80	1.90	2.09	2.24	2.85	3.15	3.43	3.40	3.24	3.11
27	3.34	2.85	2.99	3.14	3.24	3.44	3.85	4.22	4.29	4.24	4.01	3.78
28	2.86	2.65	2.65	2.65	2.65	3.02	3.34	3.45	3.54	3.52	3.30	3.18
29	2.77	2.48	2.48	2.48	2.48	2.70	3.06	3.34	3.53	3.63	3.74	3.41
30	2.90	2.80	2.75	2.75	2.75	2.86	3.23	3.21	3.21	3.20	3.18	2.85
31	2.33	2.23	2.25	2.25	2.25	2.52	2.64	2.84	3.08	3.27	3.15	2.92
平均 Mean	3.58	3.46	3.37	3.34	3.39	3.55	3.87	4.12	4.25	4.26	4.09	3.79

五月 逐日 氣 壓 (570mm+)

day. to the Month of May, 1938. (570mm+)

日	14	15	16	17	18	19	20	21	22	23	24	平 均 Mean
1.94	1.29	0.83	0.14	0.52	1.22	1.44	1.46	2.10	2.30	2.60	2.60	1.97
2.61	2.10	1.68	1.37	1.37	1.30	1.65	2.38	2.64	2.93	2.95	2.93	2.67
2.97	2.38	2.07	1.50	1.60	1.38	1.70	2.23	2.67	2.80	3.10	3.10	2.66
2.54	1.95	2.10	1.80	1.60	1.58	1.73	2.15	2.37	2.71	2.43	2.71	2.78
2.66	2.16	1.95	1.70	1.47	1.69	1.91	2.35	2.77	2.87	3.67	3.02	2.69
2.79	2.15	2.30	2.10	1.87	2.06	1.97	2.42	2.94	2.99	3.09	3.14	2.93
4.31	3.72	3.28	2.90	2.97	2.92	3.22	4.11	4.56	4.79	4.79	4.70	4.01
4.64	4.18	4.10	4.01	4.01	4.33	4.74	5.22	5.82	5.57	6.00	5.96	4.95
5.02	4.53	3.37	3.30	3.54	3.04	6.51	7.13	7.54	7.83	7.53	7.38	6.18
5.99	5.49	3.99	3.21	3.02	3.24	5.45	6.04	6.04	6.66	6.09	5.96	6.25
3.13	1.73	4.57	4.32	4.43	4.53	4.72	5.15	5.33	5.58	5.57	5.48	5.32
3.17	1.65	4.41	4.10	4.01	4.29	4.59	4.80	5.18	5.18	5.18	4.89	4.94
2.74	2.22	1.92	1.81	2.02	2.23	2.44	2.85	2.95	3.05	3.05	2.95	3.12
2.74	2.34	2.02	1.91	1.93	2.36	2.58	2.88	3.18	3.20	3.10	3.10	2.69
3.08	2.63	2.12	2.22	2.21	2.31	2.42	2.73	3.05	3.05	3.00	3.00	2.96
2.60	2.16	1.84	1.42	1.21	1.30	1.52	1.74	1.85	2.08	2.08	2.08	2.16
2.38	2.06	1.55	1.23	1.14	1.24	1.65	2.35	2.57	2.97	3.12	3.02	2.29
3.65	3.22	2.10	2.90	2.78	2.89	3.21	3.60	3.81	4.05	4.10	4.00	3.49
3.97	3.62	3.21	2.88	2.97	3.18	3.58	3.98	4.17	4.30	4.45	4.35	3.96
3.34	3.21	3.20	3.11	2.91	3.12	3.12	3.53	3.73	4.30	4.30	4.30	3.79
3.49	3.60	3.08	3.06	3.29	3.77	4.01	4.41	4.90	4.95	4.95	4.95	3.86
5.12	3.99	3.71	4.29	4.00	4.13	3.54	5.02	5.41	5.45	5.30	5.10	5.02
3.51	2.95	2.67	2.47	2.23	2.22	2.32	2.64	3.17	3.18	3.29	3.15	3.66
2.66	2.01	1.63	1.49	1.47	1.47	1.47	1.93	2.34	2.66	2.99	2.95	2.62
2.57	2.04	1.51	1.28	1.07	1.36	1.36	1.70	2.13	2.25	2.25	2.25	2.52
2.83	2.34	1.93	1.66	1.34	1.51	1.74	1.96	2.30	2.94	3.30	3.34	2.45
3.15	2.63	2.18	1.67	1.57	1.38	1.59	1.92	1.94	2.11	2.26	2.86	2.86
2.97	2.35	1.94	1.52	1.39	1.51	1.64	2.15	2.47	2.77	2.83	2.82	2.63
3.18	2.65	2.15	1.80	1.64	2.84	2.14	2.37	2.70	2.72	2.90	2.90	2.72
2.54	2.13	1.88	1.68	1.47	1.46	1.36	1.71	2.23	2.33	2.53	2.38	2.48
2.61	2.47	2.09	1.88	1.69	1.98	2.11	2.44	2.96	3.10	3.10	3.10	2.55
3.43	2.98	2.67	2.42	2.35	2.49	2.72	3.14	3.50	3.65	3.73	3.70	3.41

中華民國二十七年

Air Temperature of every day, in												
日期 D.	1	2	3	4	5	6	7	8	9	10	11	12
1	14.7	14.6	14.5	13.8	13.6	13.0	14.0	13.6	13.2	14.3	16.5	13.3
2	13.3	13.1	13.0	12.7	12.4	12.1	12.8	14.9	17.4	17.4	19.3	19.8
3	11.5	11.0	10.6	10.5	10.3	10.5	10.8	11.0	12.6	16.2	16.9	16.2
4	13.3	13.0	12.7	12.6	12.9	12.7	14.2	14.1	14.9	15.7	17.6	20.0
5	12.9	13.0	13.9	12.9	12.3	11.3	12.3	14.1	13.9	18.6	19.1	20.2
6	15.7	15.2	14.8	14.5	14.2	14.0	14.6	16.5	18.2	20.0	22.1	23.5
7	17.1	16.6	16.3	15.3	15.2	15.0	16.1	17.6	20.1	20.3	22.6	23.8
8	12.3	12.1	12.0	11.8	11.6	11.3	11.5	11.9	12.1	12.9	12.8	12.3
9	10.6	10.2	9.7	9.5	9.2	8.8	8.7	8.7	8.6	8.4	8.7	8.4
10	4.8	4.8	4.8	4.8	4.8	4.8	4.9	4.2	5.9	6.3	7.5	7.2
11	7.9	7.6	7.6	7.6	7.6	7.8	8.1	8.1	8.7	9.2	9.4	10.3
12	10.1	10.1	10.1	10.1	10.1	9.7	9.8	10.1	10.1	10.2	10.9	11.1
13	11.6	11.5	11.5	11.5	11.6	11.7	11.8	12.4	13.1	13.4	14.3	14.2
14	13.3	13.3	13.2	13.2	13.2	12.8	13.2	13.5	13.4	13.7	14.5	15.1
15	12.1	12.4	12.4	12.3	12.3	12.5	12.9	13.2	15.2	14.6	15.7	16.9
16	14.2	14.1	14.1	14.0	14.0	13.5	13.7	14.1	14.9	16.1	17.4	17.8
17	15.4	14.9	14.7	14.7	14.5	14.4	14.5	14.7	15.5	17.3	18.6	18.5
18	15.0	15.0	15.0	15.0	12.5	11.5	10.9	10.2	10.5	10.6	11.4	11.5
19	10.9	10.7	10.4	10.2	10.1	10.0	10.2	9.6	10.1	11.0	11.5	12.2
20	11.2	11.0	10.7	10.5	10.5	10.5	10.3	10.3	16.8	19.3	19.5	11.3
21	12.5	12.4	12.4	12.4	12.4	12.9	13.3	13.7	13.9	14.2	14.6	15.1
22	10.7	10.4	10.3	10.1	10.0	8.2	9.0	9.2	9.5	9.6	10.1	10.0
23	9.7	9.8	9.6	9.8	9.8	9.8	9.4	10.5	11.0	12.8	13.2	14.4
24	11.5	11.5	10.8	10.8	9.8	10.5	11.1	12.1	13.6	14.8	16.7	17.7
25	13.6	13.3	13.2	12.9	12.6	12.6	13.5	14.5	15.7	17.1	18.7	19.7
26	14.3	13.8	13.5	13.4	13.4	13.5	13.9	14.5	15.1	16.6	17.8	19.7
27	15.6	15.2	14.6	14.1	14.1	14.2	13.1	15.7	17.3	18.0	19.3	21.0
28	16.0	15.6	15.6	15.3	13.2	15.1	13.5	15.9	16.6	18.1	18.9	20.7
29	16.0	15.7	15.7	15.4	13.2	15.1	15.4	16.8	17.5	17.5	17.9	17.9
30	15.8	15.7	15.6	15.2	15.0	15.0	16.1	17.2	17.6	18.9	19.1	19.9
31	16.6	16.4	16.1	16.0	15.7	15.4	15.9	15.3	18.2	18.3	19.4	20.2
平均 Mean	12.9	12.7	12.5	12.4	12.1	12.0	12.4	12.9	14.8	14.6	15.6	16.4

五月 逐日 氣 溫 (°C)													
the Month of May, 1938. (°C)													
13	14	15	16	17	18	19	20	21	22	23	24	5日 平均	Mean
20.7	21.7	19.8	20.5	20.5	18.3	17.4	16.5	15.4	15.4	14.2	14.1	16.3	
20.2	20.6	20.7	20.0	18.4	17.3	16.3	15.8	15.2	14.4	13.9	13.9	16.0	
17.9	19.7	19.4	19.5	20.0	19.3	17.8	16.8	16.0	16.2	15.8	13.3	15.0	
20.2	16.0	15.2	18.2	16.7	16.5	15.5	15.3	14.7	14.5	14.1	13.9	15.2	
22.1	22.0	22.7	22.7	22.3	20.3	18.6	18.1	17.6	17.0	16.6	16.0	17.3	
24.3	24.6	25.3	25.1	22.9	21.6	20.3	19.6	19.1	18.6	18.0	17.7	19.2	
23.7	24.2	24.6	21.5	18.1	15.6	14.2	13.4	12.9	12.8	12.6	12.4	17.6	
12.3	12.3	12.5	12.6	12.5	12.0	11.8	11.7	11.5	11.6	12.2	11.4	12.0	
8.1	8.2	7.8	7.4	6.6	6.5	5.8	5.8	5.5	5.2	5.1	5.0	7.0	
7.2	7.3	7.6	7.6	7.6	7.7	7.9	7.6	7.6	7.6	7.8	7.6	6.5	
9.6	9.8	10.5	10.1	9.9	9.9	9.9	10.1	10.1	10.1	10.1	10.1	9.2	
11.7	12.1	12.7	12.3	12.2	11.9	11.9	11.4	11.6	11.6	11.6	11.7	11.0	
14.4	15.4	15.5	13.6	13.9	13.9	13.4	13.3	13.2	13.2	13.3	13.3	13.3	
15.4	16.2	17.0	15.1	13.6	13.6	13.4	12.8	13.0	12.8	12.4	12.4	13.6	
16.4	15.7	16.4	17.7	17.1	16.3	15.6	15.0	14.7	14.4	14.3	14.3	14.6	
18.5	19.9	20.4	19.1	20.7	19.8	17.4	16.8	16.3	15.8	15.7	15.4	16.4	
20.5	20.3	20.3	19.4	20.4	19.1	17.8	17.0	15.6	16.3	16.1	15.0	16.9	
11.9	12.6	12.8	12.8	13.1	13.1	12.9	12.5	12.5	12.1	11.7	11.7	12.4	
13.5	14.3	13.7	11.2	13.8	13.5	13.4	13.3	13.3	13.1	12.8	11.6	12.0	
12.0	12.2	12.1	12.3	12.1	11.6	11.4	11.4	11.4	11.8	11.8	11.8	11.3	
15.0	14.8	14.2	14.4	14.4	13.8	13.4	13.1	13.2	12.8	11.7	11.2	13.4	
10.2	10.7	9.8	6.2	9.3	9.5	9.6	9.5	9.5	9.5	9.5	9.6	9.7	
14.5	15.6	16.2	17.0	17.0	17.0	14.0	13.4	12.1	11.6	11.4	11.1	12.5	
19.9	20.6	20.7	20.9	21.2	18.9	17.0	16.0	15.5	15.3	14.8	14.2	15.2	
19.9	20.4	22.7	21.3	22.0	20.6	18.4	17.4	16.9	16.2	15.6	14.8	16.8	
21.1	21.3	22.9	23.1	22.3	20.0	18.3	17.5	17.1	16.7	16.2	16.0	17.2	
21.0	23.2	24.6	23.2	22.5	20.5	19.6	19.0	18.3	17.9	17.1	16.4	18.2	
20.1	21.9	21.5	21.3	21.1	20.7	18.9	18.0	17.7	17.1	16.7	16.3	17.9	
19.9	19.7	19.4	19.4	20.9	19.5	17.9	17.6	16.9	16.4	16.0	15.9	17.3	
21.9	21.2	21.5	22.4	22.5	20.8	19.4	18.8	18.2	17.8	17.2	17.0	18.3	
18.2	19.9	21.1	20.9	18.9	18.0	17.6	17.1	16.8	16.5	16.2	15.9	17.6	
16.8	17.3	17.5	17.3	16.9	16.0	15.1	14.6	14.4	13.9	13.6	13.2	14.5	

中華民國二十七年

Earth Temperature on the Surface of

時 H. D.	6	7	8	9	10	11	12	13
1	13.8	14.0	13.6	17.2	15.1	18.1	24.2	22.5
2	11.8	13.0	17.8	22.2	20.9	22.2	22.9	21.7
3	10.5	11.0	11.2	15.5	18.0	19.6	17.5	20.9
4	13.4	15.1	14.9	17.4	18.2	22.5	23.7	21.9
5	11.1	13.8	16.4	18.9	21.5	21.1	21.6	25.0
6	13.8	15.8	18.0	20.6	23.0	25.2	27.5	27.2
7	14.6	16.7	20.8	23.5	24.1	23.6	26.9	26.0
8	11.4	11.8	12.4	12.3	12.1	12.4	12.3	12.4
9	8.4	8.7	8.7	8.7	8.5	8.7	8.4	8.3
10	5.0	5.1	5.3	5.5	7.0	8.3	8.6	7.9
11	7.8	8.1	8.3	8.7	9.4	9.9	11.2	10.2
12	9.7	9.9	10.4	10.4	10.6	11.1	11.9	12.8
13	12.1	12.3	12.8	14.2	14.7	14.7	19.2	14.1
14	12.6	13.2	13.5	13.5	13.9	15.1	16.2	17.6
15	12.6	13.4	13.8	15.2	16.8	18.1	18.6	17.3
16	13.6	13.8	14.1	15.7	15.9	18.2	19.1	18.7
17	14.3	14.5	14.7	16.0	19.2	20.4	20.1	22.1
18	10.2	10.2	10.6	10.5	11.2	12.0	11.9	12.5
19	10.2	10.4	9.8	10.6	11.7	12.2	14.3	13.9
20	10.4	10.4	10.6	11.2	10.8	10.9	12.8	13.4
21	12.9	13.4	13.9	14.1	14.3	14.8	16.0	15.1
22	8.9	9.0	9.2	9.7	9.8	10.4	10.4	10.2
23	9.6	10.2	12.3	14.2	15.9	16.9	17.8	17.5
24	10.8	13.0	15.8	17.4	17.6	19.2	20.1	23.5
25	13.8	15.6	18.5	19.1	20.2	21.9	22.2	21.1
26	13.4	14.1	15.5	16.9	19.0	21.6	25.5	23.9
27	14.1	16.0	17.1	21.2	19.9	14.4	24.4	23.6
28	15.0	15.8	16.4	17.6	19.4	21.1	23.6	21.2
29	15.0	15.7	18.0	18.4	18.2	18.5	18.6	21.8
30	15.2	14.2	17.8	18.3	22.2	20.2	21.2	23.3
31	15.4	15.9	17.1	20.2	21.2	21.1	22.2	16.8
平均 Mean	12.0	12.7	13.8	15.3	16.1	17.0	18.2	18.3

五月逐日地面溫度(°C)

Temp. day, in the Month of May, 1938. (°C)								
14	15	16	17	18	19	20	21	平均 Mean
26.9	21.0	22.2	21.2	18.4	17.3	16.5	15.3	18.6
29.8	23.0	21.4	18.5	17.3	16.0	15.6	14.6	18.7
23.8	22.6	20.4	21.1	19.3	17.0	16.8	15.4	17.6
16.2	15.4	27.9	17.1	16.2	15.2	14.7	14.2	17.4
25.3	25.0	24.1	22.9	20.6	18.5	17.7	17.2	20.1
28.6	34.0	27.0	23.1	21.1	19.6	19.2	18.8	22.4
27.3	29.4	22.0	13.1	15.5	13.8	13.1	14.7	20.7
12.7	12.4	12.6	12.4	12.0	11.6	11.4	11.1	12.1
8.2	8.0	7.4	6.5	6.5	5.9	5.8	5.5	7.6
7.5	8.6	7.9	7.7	7.8	7.9	7.4	7.5	7.3
19.1	11.3	19.3	19.1	19.0	9.8	10.0	10.9	9.7
12.8	14.1	13.6	13.8	12.6	12.1	11.6	11.7	11.8
14.2	15.0	13.4	14.0	13.9	11.4	13.1	13.0	11.9
17.2	18.8	16.2	13.6	13.6	13.6	13.0	13.0	14.7
15.6	17.1	18.5	17.1	15.3	15.3	14.7	14.3	15.9
22.9	22.0	21.7	19.8	18.9	17.1	16.2	15.3	17.7
21.0	21.5	19.2	19.8	18.9	17.2	15.4	16.1	18.2
13.2	13.6	13.9	13.1	12.9	12.4	12.3	12.4	12.0
15.3	14.8	15.4	14.1	13.4	13.3	13.3	13.4	13.1
13.2	12.6	12.5	12.2	11.7	11.4	11.4	11.4	11.7
17.4	11.5	14.3	14.4	13.7	13.4	12.5	12.1	14.1
19.3	19.1	9.4	9.2	8.4	9.3	9.1	9.0	9.6
17.4	19.1	20.1	20.4	18.4	13.5	13.4	12.1	15.6
23.1	22.6	21.9	20.2	18.2	16.2	15.4	14.7	18.1
24.8	25.1	22.4	21.0	19.8	17.7	16.8	16.4	19.6
26.0	25.9	25.5	22.2	19.3	17.8	17.1	16.7	20.1
26.9	27.5	25.1	22.7	20.2	19.4	18.6	17.9	20.6
24.3	23.1	21.7	21.0	19.9	18.4	17.4	17.1	19.6
20.9	20.2	20.5	20.0	19.0	17.4	17.2	16.3	18.5
22.9	22.6	22.2	22.2	20.5	18.9	18.4	17.8	19.8
20.6	22.9	22.2	19.2	17.8	17.4	16.8	16.4	19.0
18.8	19.1	18.2	17.2	15.9	14.8	14.3	13.9	16.0

中華民國二十七年五月逐日地溫 (°C)

Earth Temperature of every day, in the Month of May, 1938, (°C)

日 期 Date	0 Cm	5 Cm	10 Cm	20 Cm	25 Cm	50 Cm	75 Cm	100 Cm
1	14.2	15.0	15.3	16.7	16.7	16.6	16.6	15.7
2	16.3	16.9	17.7	17.5	16.7	16.6	16.4	15.9
3	16.4	16.2	18.5	18.1	16.8	16.6	16.3	15.8
4	15.5	17.3	17.8	18.0	18.9	16.6	16.3	15.8
5	16.9	18.3	18.5	18.0	17.1	16.7	16.3	15.8
6	18.7	19.7	19.9	19.9	17.3	16.9	16.4	15.8
7	20.7	21.5	21.3	19.8	17.8	17.1	15.5	15.8
8	14.1	15.5	16.7	18.8	18.3	17.3	16.5	15.9
9	9.1	10.5	11.9	14.6	17.9	15.2	16.7	16.9
10	8.0	9.5	19.4	12.7	16.0	16.7	16.7	16.0
11	9.9	10.7	10.9	12.1	14.7	15.3	16.5	16.1
12	12.3	12.4	12.3	12.2	13.9	15.9	16.0	16.1
13	13.4	13.6	13.7	13.5	14.0	14.6	15.7	15.9
14	13.8	14.1	14.6	14.2	14.6	14.9	15.8	15.8
15	16.5	16.1	15.4	14.7	15.0	15.1	15.6	15.7
16	16.9	16.7	16.3	15.5	15.0	15.0	15.3	15.5
17	17.8	17.5	16.8	15.9	15.3	15.2	15.3	15.5
18	14.2	14.7	15.0	15.6	15.6	15.3	15.3	15.4
19	14.7	14.6	14.4	14.7	15.6	15.5	15.8	15.4
20	13.3	13.6	13.7	14.4	15.4	15.5	15.4	15.3
21	15.0	14.6	14.5	14.7	15.2	15.4	15.4	15.3
22	11.3	11.9	12.5	13.8	14.9	14.9	15.4	15.3
23	15.1	14.8	14.3	13.6	14.4	15.0	15.2	15.3
24	18.0	16.7	15.7	14.6	14.5	14.8	15.3	15.3
25	18.6	17.7	16.4	15.4	15.0	15.0	15.3	15.4
26	19.2	18.2	17.5	16.3	15.4	15.1	15.2	15.3
27	20.6	19.3	18.5	17.2	15.8	15.4	15.2	15.3
28	18.1	17.7	17.8	17.7	16.3	15.7	15.3	15.3
29	17.4	17.1	17.2	17.2	15.6	16.0	15.5	15.2
30	16.5	18.0	17.8	17.2	16.5	16.2	15.6	15.3
31	18.9	18.8	18.2	17.7	16.7	15.3	15.2	15.4
平均 Mean	15.6	15.8	15.9	15.9	15.8	15.8	15.8	15.6

中華民國二十七年五月逐日雲量

Cloud Amount of every day in the Month of May, 1938.

日 D	Amount of every day in the Month of May, 1938.																				平均 Mean	
	1	2	3	4	5	6	7	8	9	10	11	12	13	14	15	16	17	18	19	20		21
1	9.0	9.7	10.0	10.0	10.0	9.0	7.0	7.0	6.5	7.0	7.5	7.0	7.5	9.0	9.0	9.0	9.0	9.0	9.0	9.0	9.0	7.8
2	7.5	7.0	7.0	7.0	7.0	8.0	8.0	8.0	7.5	8.0	8.0	7.5	7.5	7.0	7.0	7.0	7.0	7.0	7.0	7.0	7.0	7.4
3	10.0	10.0	10.0	10.0	10.0	10.0	10.0	10.0	10.0	10.0	10.0	10.0	10.0	10.0	10.0	10.0	10.0	10.0	10.0	10.0	10.0	8.1
4	8.0	7.0	7.0	8.0	9.0	9.0	9.0	9.0	9.0	9.0	9.0	9.0	9.0	9.0	9.0	9.0	9.0	9.0	9.0	9.0	9.0	7.8
5	10.0	10.0	10.0	10.0	10.0	10.0	10.0	10.0	10.0	10.0	10.0	10.0	10.0	10.0	10.0	10.0	10.0	10.0	10.0	10.0	10.0	2.8
6	1.5	1.5	1.5	1.5	1.5	1.5	1.5	1.5	1.5	1.5	1.5	1.5	1.5	1.5	1.5	1.5	1.5	1.5	1.5	1.5	1.5	1.1
7	7.5	7.5	7.0	8.0	7.5	7.5	8.0	8.0	8.5	8.0	8.5	8.0	8.5	10.0	9.0	9.0	9.0	9.0	9.0	9.0	9.0	8.1
8	11.0	10.0	10.0	10.0	10.0	10.0	10.0	10.0	10.0	10.0	10.0	10.0	10.0	10.0	10.0	10.0	10.0	10.0	10.0	10.0	10.0	10.0
9	11.0	10.0	10.0	10.0	10.0	10.0	10.0	10.0	10.0	10.0	10.0	10.0	10.0	10.0	10.0	10.0	10.0	10.0	10.0	10.0	10.0	10.0
10	10.0	10.0	10.0	10.0	10.0	10.0	10.0	10.0	10.0	10.0	10.0	10.0	10.0	10.0	10.0	10.0	10.0	10.0	10.0	10.0	10.0	10.0
11	11.0	10.0	10.0	10.0	10.0	10.0	10.0	10.0	10.0	10.0	10.0	10.0	10.0	10.0	10.0	10.0	10.0	10.0	10.0	10.0	10.0	10.0
12	10.0	10.0	10.0	10.0	10.0	10.0	10.0	10.0	10.0	10.0	10.0	10.0	10.0	9.0	10.0	10.0	10.0	10.0	10.0	10.0	10.0	10.0
13	10.0	10.0	10.0	10.0	10.0	10.0	9.0	9.0	9.0	10.0	10.0	10.0	10.0	10.0	10.0	10.0	10.0	10.0	10.0	10.0	10.0	10.0
14	11.0	10.0	10.0	10.0	10.0	10.0	10.0	10.0	10.0	9.0	10.0	10.0	9.0	10.0	10.0	10.0	10.0	10.0	10.0	10.0	10.0	10.0
15	11.0	9.0	10.0	10.0	10.0	10.0	9.0	10.0	9.0	9.0	9.0	9.0	9.0	9.0	9.0	9.0	9.0	9.0	9.0	9.0	9.0	9.3
16	10.0	10.0	10.0	10.0	9.5	9.5	9.0	8.2	8.0	8.0	7.8	6.5	7.5	2.0	2.5	7.0						7.6
17	11.0	10.0	10.0	9.0	9.0	9.5	9.0	8.0	8.0	9.0	9.0	9.0	9.0	9.0	9.0	9.0	9.0	9.0	9.0	9.0	9.0	9.3
18	11.0	10.0	10.0	10.0	10.0	10.0	10.0	10.0	10.0	10.0	10.0	10.0	10.0	9.0	10.0	10.0	10.0	10.0	10.0	10.0	10.0	10.0
19	11.0	10.0	10.0	10.0	10.0	10.0	10.0	10.0	10.0	10.0	10.0	10.0	10.0	9.0	10.0	10.0	10.0	10.0	10.0	10.0	10.0	10.0
20	11.0	10.0	10.0	10.0	10.0	10.0	10.0	10.0	10.0	10.0	10.0	10.0	10.0	10.0	10.0	10.0	10.0	10.0	10.0	10.0	10.0	10.0
21	10.0	10.0	10.0	10.0	10.0	10.0	10.0	10.0	10.0	10.0	10.0	10.0	10.0	10.0	10.0	10.0	10.0	10.0	10.0	10.0	10.0	10.0
22	10.0	10.0	10.0	10.0	10.0	10.0	10.0	10.0	10.0	10.0	10.0	10.0	10.0	10.0	10.0	10.0	10.0	10.0	10.0	10.0	10.0	10.0
23	10.0	10.0	10.0	10.0	10.0	10.0	9.0	9.0	8.0	6.0	2.5	1.5	1.0	0.5	0.0	0.0						6.1
24	1.0	1.0	1.5	1.0	0.8	0.8	1.0	0.8	1.5	1.6	2.0	1.5	0.5	0.3	0.2							1.0
25	2.2	2.5	3.5	7.0	6.5	6.0	6.0	6.5	7.0	6.5	7.0	6.5	5.0	5.0	3.5	1.5	1.0					4.7
26	2.0	1.0	1.0	1.0	1.0	1.0	1.0	1.0	1.0	1.0	1.0	1.0	1.0	1.0	1.0	1.0	1.0	1.0	1.0	1.0	1.0	1.0
27	9.0	9.0	9.0	9.0	9.0	9.0	9.0	9.0	9.0	9.0	9.0	9.0	9.0	9.0	9.0	9.0	9.0	9.0	9.0	9.0	9.0	9.0
28	9.0	9.0	9.0	9.0	9.0	9.0	9.0	9.0	9.0	9.0	9.0	9.0	9.0	9.0	9.0	9.0	9.0	9.0	9.0	9.0	9.0	9.0
29	9.0	9.0	9.0	9.0	9.0	9.0	9.0	9.0	9.0	9.0	9.0	9.0	9.0	9.0	9.0	9.0	9.0	9.0	9.0	9.0	9.0	9.0
30	8.0	8.0	8.0	8.0	8.0	8.0	8.0	8.0	8.0	8.0	8.0	8.0	8.0	8.0	8.0	8.0	8.0	8.0	8.0	8.0	8.0	8.0
31	1.5	1.0	1.0	1.0	1.0	1.0	1.0	1.0	1.0	1.0	1.0	1.0	1.0	1.0	1.0	1.0	1.0	1.0	1.0	1.0	1.0	1.0
平均 Mean	8.5	8.5	8.6	8.7	8.7	8.7	8.5	8.4	8.4	8.3	8.2	7.9	7.4	7.3	6.8	6.5						8.1

中華民國二十七年

Absolute Humidity of every day.

時日 D.	1	2	3	4	5	6	7	8	9	10	11	12
1	7.73	7.74	7.87	7.98	7.80	7.48	7.77	7.86	9.11	8.38	8.20	7.81
2	9.24	9.15	9.08	9.23	9.32	7.44	7.35	8.62	8.77	8.34	8.66	8.59
3	10.12	10.14	10.25	10.18	9.22	9.14	9.63	9.76	10.06	9.42	9.36	10.92
4	9.44	9.51	9.41	9.32	9.25	9.33	9.78	10.15	10.50	11.00	10.57	10.14
5	7.22	7.31	7.36	7.29	7.40	7.87	7.77	8.16	7.60	7.53	7.70	7.29
6	6.90	7.81	7.92	8.07	8.13	9.46	9.73	9.82	9.43	9.25	10.34	9.87
7	8.83	8.92	9.06	9.63	9.20	9.43	9.56	9.93	9.96	10.37	10.77	10.12
8	9.55	9.23	9.03	8.91	8.73	8.22	8.28	8.23	8.39	8.27	8.44	8.21
9	6.37	6.37	6.27	6.27	6.27	6.37	6.33	6.41	6.79	7.16	7.33	7.35
10	7.73	7.73	7.79	7.65	7.78	7.75	8.11	8.11	8.16	8.73	8.85	9.46
11	8.98	8.98	8.88	8.88	8.88	8.93	8.89	9.27	9.17	9.23	9.58	9.81
12	10.04	10.08	10.08	10.08	10.04	10.32	10.39	10.70	11.09	11.31	11.52	11.60
13	11.24	11.24	11.16	11.16	11.06	10.98	11.16	11.59	11.43	11.54	12.31	12.52
14	10.81	10.81	10.81	10.74	10.74	10.82	11.06	11.39	12.84	12.54	11.83	13.28
15	11.12	11.15	11.15	12.07	12.07	11.50	11.65	11.93	12.47	12.49	12.84	12.82
16	12.15	12.36	11.15	11.15	11.11	12.19	12.27	12.43	12.65	12.39	12.51	12.30
17	11.16	10.93	11.81	10.47	9.39	8.54	8.04	9.14	9.33	9.40	9.91	9.98
18	9.79	9.66	9.47	9.34	9.27	9.12	9.24	8.88	9.08	9.63	9.85	10.35
19	9.89	9.65	9.66	9.53	9.44	9.33	9.31	9.33	9.52	9.44	9.37	9.35
20	10.56	10.51	10.71	10.41	10.81	10.95	11.36	11.66	11.81	12.15	12.36	12.85
21	9.46	8.97	8.71	8.49	8.32	8.41	8.52	8.64	8.76	8.98	9.27	9.12
22	8.65	8.72	8.81	8.59	8.99	9.01	8.76	9.35	9.45	10.67	10.06	9.53
23	9.35	9.15	9.33	9.22	9.09	9.20	9.00	9.54	9.79	9.32	8.92	9.09
24	9.05	9.38	9.64	9.75	9.87	10.08	10.71	11.24	11.48	10.96	11.47	10.85
25	10.44	10.97	11.12	11.17	11.24	11.37	11.58	11.63	11.68	11.58	11.79	12.17
26	11.73	11.76	11.53	11.73	11.73	12.03	12.04	12.64	12.39	12.34	12.50	12.18
27	12.17	12.21	12.09	12.01	12.12	12.16	12.24	14.45	13.43	11.97	11.65	12.21
28	11.82	11.93	11.93	12.05	12.12	12.41	12.53	12.72	12.03	11.95	11.79	11.91
29	12.25	12.40	12.32	12.37	12.32	12.68	13.29	13.69	12.28	12.39	12.32	12.34
30	12.67	12.75	12.74	12.65	12.78	12.65	12.57	12.91	13.49	12.73	13.43	12.01
31												
平均 Mean	9.86	9.92	9.90	9.90	9.81	9.83	9.98	10.35	10.38	10.30	10.46	10.60

五月逐日絕對濕度 (mm)

in lbs Month of May, 1938. (mm)												
13	14	15	16	17	18	19	20	21	22	23	24	平均 Mean
7.86	7.87	7.47	8.08	8.08	7.90	7.81	7.96	7.74	7.42	7.75	7.54	7.99
8.30	8.21	8.39	8.00	7.84	8.26	8.87	9.17	9.33	9.59	9.47	9.62	8.40
11.07	10.26	9.99	9.25	10.15	9.26	8.16	8.89	9.30	9.57	9.72	10.06	9.55
9.91	9.65	10.01	8.24	9.70	9.59	9.83	10.25	9.82	9.46	9.39	9.26	9.91
7.51	8.07	7.93	8.07	7.35	7.54	6.92	7.62	7.12	7.24	7.06	7.21	8.30
7.46	7.22	7.88	6.92	7.41	7.48	7.23	7.27	7.43	7.46	7.58	7.48	7.48
8.23	9.81	8.49	10.77	9.96	9.46	9.36	8.92	9.58	8.54	8.92	8.70	9.07
10.88	10.88	10.88	10.35	10.88	10.31	10.39	10.11	9.97	9.83	10.02	9.94	10.09
8.11	8.16	7.91	7.73	7.31	7.26	6.92	6.92	6.78	6.63	6.59	6.54	7.93
7.43	7.59	7.65	7.65	7.79	7.81	7.73	7.73	7.73	7.83	7.83	7.83	7.16
9.09	9.09	9.40	9.27	9.15	9.15	9.15	9.27	9.27	9.27	9.17	9.07	8.67
10.11	10.48	10.80	10.51	10.34	10.24	10.14	10.01	9.94	9.54	9.94	10.01	9.66
12.97	12.88	12.97	11.46	11.80	11.69	11.54	11.24	11.28	11.39	11.47	11.47	11.33
12.27	10.07	11.55	10.83	11.69	10.78	10.67	10.88	11.13	11.10	10.81	10.81	11.34
11.88	12.28	11.76	11.23	11.97	11.92	11.51	11.26	11.38	11.37	11.41	11.41	11.55
12.57	13.24	12.83	12.83	12.09	12.06	12.00	12.33	12.26	12.24	12.28	12.27	12.19
12.54	12.49	12.37	11.96	12.58	12.29	12.08	12.25	12.04	11.68	11.52	11.49	12.09
10.35	10.74	10.88	10.88	11.00	10.86	10.64	10.56	10.88	10.59	10.32	10.32	10.22
10.68	11.31	11.33	11.58	11.62	11.39	11.32	11.36	11.36	11.32	10.99	10.25	10.34
10.49	10.56	10.49	10.63	10.58	10.16	9.91	9.91	9.31	9.76	10.18	10.18	9.87
12.68	12.52	12.01	12.19	12.19	11.74	11.44	11.21	11.29	10.99	10.02	9.58	11.43
9.34	9.60	9.99	8.64	8.70	8.72	8.69	8.63	8.53	8.53	8.63	8.69	8.31
9.56	11.14	9.31	9.58	9.69	9.03	9.01	8.83	9.57	9.74	9.61	9.62	9.91
9.77	11.09	9.99	10.75	10.28	8.42	8.04	8.77	8.86	8.50	8.70	8.92	9.33
11.02	10.83	10.16	9.75	9.51	11.13	10.56	10.38	10.42	10.81	11.25	11.25	10.48
12.30	11.98	12.13	11.66	11.72	11.61	11.77	11.63	11.51	11.54	11.73	11.82	11.60
11.96	11.89	12.22	11.88	11.64	11.97	11.51	12.12	12.26	12.36	12.11	12.14	12.02
11.69	11.46	11.39	11.35	11.31	11.46	11.41	11.52	11.63	11.75	11.89	11.93	11.94
12.35	12.09	11.83	12.08	12.06	12.04	11.92	11.92	11.94	12.01	12.17	12.21	12.07
12.77	12.35	11.69	12.07	12.11	12.27	11.72	12.31	12.79	12.58	12.68	12.68	12.46
13.39	12.52	12.30	12.12	13.17	12.75	12.28	12.60	12.48	12.59	12.57	12.45	12.69
10.52	10.56	10.43	10.26	10.34	10.22	10.07	10.11	10.16	10.11	10.12	10.09	10.18

五月逐日相對濕度 (%)

in the Month of May, 1938. (%)

13	14	15	16	17	18	19	20	21	22	23	24	平均 Mean
43.1	44.1	49.3	44.6	44.6	50.1	52.4	56.5	58.9	56.3	63.8	62.5	56.3
49.5	46.8	45.8	45.5	45.6	55.7	63.8	68.8	72.0	77.9	84.6	83.6	62.9
71.9	59.6	58.5	48.5	57.8	55.9	53.5	62.0	68.2	69.2	72.2	85.6	76.4
55.9	77.5	72.4	52.6	68.0	72.1	74.4	78.6	78.3	76.3	77.5	77.7	77.4
38.0	38.2	36.1	38.9	35.9	42.1	42.3	45.0	47.1	49.1	49.9	52.1	59.2
32.7	31.1	30.0	30.2	35.3	37.6	40.4	42.4	44.8	46.3	48.9	46.9	46.3
87.4	48.2	36.8	55.9	63.8	71.1	77.0	77.4	85.8	77.0	81.5	83.0	62.0
100.0	100.0	100.0	100.0	100.0	98.0	100.0	98.1	97.9	95.9	94.6	98.3	95.8
100.0	100.0	100.0	100.0	100.0	100.0	100.0	100.0	100.0	100.0	100.0	100.0	99.6
97.5	96.6	97.7	97.7	97.7	98.9	97.7	98.7	98.7	100.0	100.0	100.0	98.2
100.0	100.0	100.0	100.0	100.0	100.0	100.0	100.0	100.0	100.0	99.6	99.2	98.8
98.6	99.0	98.0	97.9	96.9	98.0	97.5	99.2	97.0	97.0	97.7	97.9	97.9
98.5	98.9	98.2	98.1	99.0	97.9	100.0	98.8	98.2	100.0	100.0	100.0	98.9
97.3	88.9	72.6	78.8	100.0	92.3	94.2	93.1	99.2	100.0	100.0	100.0	95.9
84.9	91.8	84.0	73.9	81.8	85.6	87.1	88.4	96.8	92.3	93.3	93.3	93.2
89.3	75.9	71.3	77.5	66.0	69.6	84.8	85.8	88.3	95.7	92.7	93.4	88.5
60.9	68.7	69.2	77.3	69.9	73.5	79.1	84.3	85.0	84.0	83.7	92.0	84.3
98.1	98.0	98.1	98.1	97.2	96.0	97.6	97.1	100.0	100.0	100.0	100.0	94.3
93.2	92.4	96.3	96.3	98.1	98.1	98.1	99.1	99.1	100.0	99.9	100.0	98.3
99.6	99.6	99.6	98.9	98.0	99.1	98.0	98.0	98.0	94.0	98.1	98.1	98.6
99.1	99.1	99.9	99.3	99.3	99.2	99.2	99.1	99.3	99.9	97.2	96.0	99.0
100.0	100.0	100.0	99.0	99.0	97.8	96.9	95.9	95.7	95.6	96.9	96.7	97.4
77.2	43.8	67.6	66.6	66.6	62.1	75.1	76.6	70.0	95.1	95.5	97.7	87.5
56.2	64.6	54.6	58.0	54.3	51.4	62.2	64.3	67.7	65.2	68.9	73.4	74.1
63.2	82.0	48.9	51.3	47.9	61.1	66.5	69.3	72.2	98.2	84.7	68.8	75.1
69.5	61.5	57.8	54.4	58.3	66.2	74.5	78.8	78.5	81.1	84.9	85.5	80.5
64.2	55.6	52.7	55.6	56.9	63.8	67.5	73.4	76.7	79.9	83.5	86.9	78.6
90.5	58.2	59.4	59.2	60.2	62.8	62.3	74.4	76.5	80.3	84.0	85.8	77.7
79.2	70.2	69.9	72.1	63.2	70.7	77.4	78.9	82.6	88.0	88.4	89.2	81.7
64.6	64.9	67.6	59.4	58.0	66.1	69.4	75.5	81.5	82.6	86.1	87.0	80.0
84.8	71.2	65.9	65.3	80.3	82.3	81.3	85.3	86.9	89.3	99.9	91.7	84.4
76.0	75.7	72.6	72.6	74.2	76.7	79.7	82.3	84.5	85.5	87.1	88.7	83.9

五月逐日雲狀及雲向

day. in the Month of May, 1938.

12		13		14		15		16		17		18		日期 Date
狀 For.	向 Dir.	狀 For.	向 Dir.	狀 For.	向 Dir.	狀 For.	向 Dir.	狀 For.	向 Dir.	狀 For.	向 Dir.	狀 For.	向 Dir.	
AK	W	AK	W	AK	W	AK	W	AK	W	AK	W	AK	W	1
SK	W	SK	W	SK	W	SK	W	N	W	N	W	N	W	2
KN	W	N	W	KN	W	N	W	AK	W	AK	W	AK	W	3
AK	WSW	AK	WSW	N	WSW	N	WSW	AK	WSW	AK	WSW	AK	WSW	4
SK	W	SK	W	K	W	K	W	K	W	K	W	K	W	5
JK	W	FK	W	K	W	K	W	SK	W	SK	WSW	K	WSW	6
AK	W	AK	W	CK	W	CK	W	AK	W	AK	W	AK	W	7
N	E	N	E	N	E	N	E	N	E	N	E	N	E	8
N		N		N		N		N		N		N		9
N		N		N		N		N		N		N		10
N		N		N		N		N		N		N		11
N		N		N		N	S	N	S	N	S	N	S	12
AS	W	N	W	N	W	N	W	N	SW	N	W	N	N	13
N	W	N	W	N	W	N	W	N	W	N	W	N	W	14
N	WSW	N	WSW	AS	WSW	AS	WSW	AS	WSW	AK	WSW	AK	NW	15
N	W	KN	W	KN	W	KN	W	KN	W	KN	W	C	W	16
AS	W	SK	W	SK	W	SK	W	SK	W	SK	W	C	W	17
AS														18
AS	ENE	AS	ENE	AS	ENE	AS	ENE	AS	SSE		SW	N	ENE	19
														20
N		N		N		N	WSW	N	WSW	N	N	WSW	N	21
AK	WSW	CS	WSW	SK	WSW	K	WNW	K	WNW	K	WNW	K	WNW	22
K	WSW	K	WSW	K	WSW	K	WSW	K	WSW	FK	WSW	FK	WSW	23
SK	WSW	SK	WSW	SK	WSW	K	WSW	K	WSW	K	WSW	K	WSW	24
														25
SK	WSW	SK	WSW	SK	WSW	K	WSW	K	WSW	K	WSW	K	WSW	26
AK	W	SK	W	SK	W	SK	W	SK	W	C	W	C	W	27
N	W	N	W	CS	W	C	W	C	W	CS	W	C	W	28
N	W	N	W	N	W	AK	W	AK	W	AK	W	AK	W	29
SK	WSW	SK	WSW	SK	WSW	SK	WSW	SK	WSW	SK	WSW	SK	WSW	30
SK	WSW	N	WSW	N	WSW	AK	WSW	AK	WSW	AK	WSW	AK	WSW	31

中華民國二十七年五月

Wind Direction and Wind Velocity of

日期 Date	6			7			8			9			10			11			12			13		
	向 Dir.	速 Vel.	向 Dir.	速 Vel.	向 Dir.	速 Vel.	向 Dir.	速 Vel.	向 Dir.	速 Vel.	向 Dir.	速 Vel.	向 Dir.	速 Vel.	向 Dir.	速 Vel.	向 Dir.	速 Vel.	向 Dir.	速 Vel.	向 Dir.	速 Vel.		
1	SE	4.8	SW	7.0	WSW	8.5	WSW	6.2	WSW	13.8	WSW	12.7	W	10.2	WSW	11.4								
2	WSW	7.7	SW	6.7	SW	7.2	WSW	10.1	WSW	6.0	SSW	4.8	S	7.5	SSE	6.7								
3	NNE	1.5	NNE	4.9	NNE	4.2	NE	0.9	NNE	1.5	NE	5.7	NNE	4.5	NNE	5.5								
4	ESE	5.0	ESE	4.0	ESE	0.6	N	6.2	SSE	10.8	SSW	6.0	SSW	3.1	WSW	5.5								
5	SW	10.0	SW	11.0	SW	11.3	SW	9.9	WSW	11.5	W	11.3	SW	15.1	W	14.8								
6	WSW	11.1	SW	10.1	WSW	12.0	WSW	13.6	SSW	11.9	WSW	17.6	WSW	11.4	WSW	14.3								
7	WSW	7.0	SW	6.7	SW	7.2	WSW	10.1	WSW	6.0	SSW	4.8	S	7.5	SSE	6.7								
8	E	11.7	E	10.2	E	9.6	E	8.1	E	5.4	ENE	5.0	ENE	6.9	E	5.1								
9	ENE	14.4	ENE	9.1	ENE	9.3	ENE	8.4	ENE	11.4	ENE	13.9	ENE	8.6	NNE	10.7								
10	NNE	8.0	NNE	6.9	NNE	5.9	ENE	6.7	KNE	5.4	ENE	2.9	E	3.3	ENE	3.7								
11	ENE	3.7	ENE	1.9	ENE	1.0	ENE	1.5	ENE	0.6	ENE	1.2	E	4.2	E	2.1								
12	ENE	4.3	E	6.6	ENE	5.2	ENE	6.9	E	5.4	E	2.4	E	2.4	E	1.5								
13	WSW	6.9	WSW	7.0	WSW	6.2	WSW	6.5	WSW	8.2	WSW	10.1	WSW	10.4	WSW	9.3								
14	W	7.9	WSW	8.3	WSW	6.5	WSW	6.8	WSW	8.9	WSW	12.5	WSW	10.5	WSW	10.6								
15	WSW	8.0	WSW	4.3	WSW	6.2	WSW	9.5	WSW	10.7	WSW	12.5	WSW	9.5	WSW	11.9								
16	WSW	8.6	WSW	7.4	SW	8.2	SW	6.8	SW	10.8	W	9.3	W	9.3	W	10.5								
17	WSW	11.5	WSW	10.7	WSW	11.0	WSW	12.0	WSW	12.6	WSW	11.5	SW	9.6	SW	12.7								
18	E	9.5	E	7.6	E	8.7	E	9.9	E	9.0	E	9.2	E	11.1	SSE	8.0								
19	ENE	8.0	ENE	10.7	ESE	11.4	ESE	9.4	ESE	8.9	ESE	7.5	ESE	7.5	ESE	5.4								
20	ENE	6.3	ENE	7.1	ENE	6.7	ENE	7.5	ENE	8.6	E	5.9	E	7.2	E	6.0								
21	WNW	5.1	WNW	6.0	WNW	8.1	W	7.3	W	7.8	SSW	8.8	SSW	9.3	SW	8.9								
22	NNE	8.3	NNE	6.7	NNE	2.8	NNE	8.6	NNE	9.6	NNE	7.0	NNE	10.8	NNE	7.3								
23	NNE	7.0	NNE	6.1	NNE	2.9	NNE	4.6	NNE	2.5	NNE	4.7	NNE	4.2	NNW	2.7								
24	WNW	10.8	WNW	8.2	WNW	4.5	W	8.1	WNW	7.9	W	7.1	W	6.2	W	7.7								
25	WSW	7.8	WSW	7.5	WSW	4.9	WSW	6.4	WSW	12.1	WSW	8.0	WSW	10.7	WSW	7.3								
26	SSW	7.2	SSW	4.7	SSW	6.6	SSW	2.1	SSW	6.5	SSW	6.2	SSW	4.4	SSW	7.7								
27	SSW	7.0	SSW	1.9	SSW	4.1	SSW	8.5	SSW	9.6	SSW	3.7	SSW	6.9	SSW	8.0								
28	SSW	6.4	SSW	8.0	SSW	6.1	SSW	8.4	SSW	8.6	SSW	8.5	SSW	7.9	SSW	8.0								
29	SSW	10.8	SSW	6.5	SSW	7.7	SSW	8.9	SSW	10.1	SSW	12.0	SSW	10.9	SSW	10.0								
30	SW	7.9	SW	4.2	SW	10.0	SW	14.1	SW	14.2	SW	11.7	SW	11.0	SW	11.1								
31	SSW	9.1	SSW	7.3	SSW	8.0	SSW	7.6	SSW	8.3	SSW	8.0	SSW	8.8	SSW	9.8								
平均 Mean		7.6		6.8		6.9		7.6		8.4		8.3		8.0		8.1								

月逐日風向及風速

every day, in the Month of May, 1938.

11		12		13		14		15		16		17		18		19		20		21		平均	
向	速	向	速	向	速	向	速	向	速	向	速	向	速	向	速	向	速	向	速	向	速	Mean	
Dir.	Vel.	Dir.	Vel.	Dir.	Vel.	Dir.	Vel.	Dir.	Vel.	Dir.	Vel.	Dir.	Vel.	Dir.	Vel.	Dir.	Vel.	Dir.	Vel.	Dir.	Vel.	Vel.	
W	12.1	WSW	15.2	W	11.5	WSW	13.1	W	7.7	W	9.3	WSW	10.5	WSW	9.7	WSW	10.3					10.3	
SSE	8.1	SSE	5.6	SE	4.3	SE	7.3	ESE	11.9	ESE	9.9	ESE	7.9	ESE	6.4	ESE	6.1					6.1	
NNE	5.3	NNE	0.7	NNK	5.0	NNE	0.6	NNE	0.9	NNE	4.9	ESE	12.8	ESE	9.6	ESE	4.5					4.5	
SSW	13.1	SSW	8.3	SSW	8.0	SSW	8.8	SSW	6.7	SSW	7.7	SSW	4.8	SSW	4.5	SSW	6.5					6.5	
WSW	19.3	WSW	15.1	WSW	13.9	WSW	16.3	WSW	13.5	WSW	11.8	SSW	13.4	SSW	14.9								13.3
WSW	9.6	WSW	10.6	WSW	12.8	SSW	11.6	SSW	7.9	SSW	14.0	SSW	15.1	SSW	12.5								12.5
SSW	7.7	SE	7.9	E	12.6	ENE	14.9	ENE	18.1	ENE	12.6	ENE	16.2	ENE	14.5								10.1
E	6.3	E	5.8	E	6.8	E	7.5	E	9.2	E	9.5	E	8.1	E	5.9								7.6
NNE	9.2	NNE	9.5	NNE	9.4	NNE	19.0	ENE	9.2	ENE	9.5	NNE	10.9	ENE	10.9								10.3
ENE	3.5	ENE	3.2	ENE	3.2	ENE	5.5	ENE	6.1	ENE	3.8	ENE	6.8	ENE	4.8								5.2
ENE	1.3	ENE	9.9	ENE	0.6	ENE	1.1	ENE	1.8	ENE	3.6	ENE	0.6	ENE	1.5								1.8
E	0.8	E	1.0	E	1.3	E	1.4	ESE	0.6	ESE	1.6	ESE	1.3	ENE	0.8								2.7
WSW	9.9	WSW	10.2	WSW	12.6	WSW	9.0	WSW	7.0	WSW	6.6	WSW	7.5	SSW	6.9								8.4
WSW	9.0	SW	9.5	SW	8.4	WSW	11.6	WSW	6.2	WSW	4.9	WSW	6.4	WSW	5.2								8.3
SW	11.8	WSW	11.5	WSW	10.5	WSW	7.0	SW	7.4	WSW	8.5	SW	11.2	SW	9.2								9.3
WSW	11.4	WSW	10.4	W	11.2	W	10.5	W	12.1	W	4.3	W	12.9	W	13.6								10.4
WSW	11.9	WSW	11.4	WSW	12.1	WSW	8.0	WSW	9.3	SW	9.8	SW	10.6	SW	10.7								10.8
ENE	8.0	ESE	7.0	ESE	5.8	ESE	10.4	ESE	10.9	ESE	6.9	ESE	10.4	ESE	5.5								8.6
ESE	3.2	ESE	6.2	ESE	6.3	ESE	6.6	ESE	5.7	ENE	5.4	ENE	6.3	ENE	5.4								7.2
E	3.8	E	4.9	E	3.3	E	3.3	E	3.6	NNE	3.1	NNE	2.9	NNE	2.4								5.5
WSW	9.9	WSW	4.8	WSW	4.8	WSW	3.4	SW	3.5	SW	3.7	SW	5.2	SW	5.3								6.6
NE	6.4	NE	5.2	ESE	6.6	ESE	13.7	ENE	11.1	NNE	8.5	NE	10.7	NE	8.1								8.6
WNW	0.7	WNW	2.2	WNW	7.3	WNW	7.9	W	9.2	WNW	7.6	WNW	9.8	WNW	7.4								5.4
W	4.3	WSW	4.3	WSW	5.2	WSW	6.7	WSW	8.3	SW	11.2	SW	6.3	SW	9.0								7.3
WSW	10.8	WSW	6.3	WSW	13.5	WSW	8.9	WSW	8.3	SW	11.3	SW	10.7	SSW	12.4								9.2
SSW	2.7	SSW	2.9	SSW	8.4	SSW	7.7	SSW	10.8	SSW	10.3	SSW	10.8	SSW	13.0								7.5
SSW	2.0	SSW	8.3	SSW	6.8	SSW	3.2	SSW	9.3	SSW	11.0	SSW	11.5	SSW	12.5								7.4
SSW	8.1	SSW	7.6	SSW	9.6	SSW	9.7	SSW	12.7	SSW	12.7	SSW	7.3	SSW	10.4								8.7
SSW	10.4	SSW	9.4	SSW	11.6	SSW	12.4	SW	10.7	SW	10.2	SW	10.2	SW	11.3								10.2
SW	2.7	SSW	9.6	SW	9.3	SW	9.2	SW	9.2	SW	7.9	SW	15.2	SW	9.9								10.4
SSW	10.2	SSW	11.7	SSW	9.1	SSW	8.1	SSW	8.0	SSW	7.8	SSW	9.3	SSW	7.7								8.8
	8.3		7.5		8.3		8.4		8.3		8.3		9.2		8.4		8.0						8.0

中華民國二十七年

日 D.	Rainfall Amount, in the											
	0-1	1-2	2-3	3-4	4-5	5-6	6-7	7-8	8-9	9-10	10-11	11-12
1									T			
2												
3			4.7									
4				0.1					T	T	0.1	T
5												
6												
7												
8										T	0.7	2.2
9	4.0	3.1	3.6	4.0	3.8	2.5	1.8	2.6	1.4	0.8	1.8	1.3
10			T	0.2	0.1	0.1	1.0	1.5	1.0	0.3	1.3	0.7
11	0.9	2.1	2.0	1.2	1.9	1.7	1.6	1.4	2.6	2.1	1.1	1.2
12	1.3	1.7	2.8	3.2	0.7	1.2	0.9	0.9	0.3	1.8	1.0	2.2
13						T	T	T	T		0.2	
14	2.2	1.3	0.9	1.0	0.6	1.8	0.8	0.2	0.6	0.7	0.3	T
15	0.1	0.8	1.3	0.1					0.1	0.1	T	T
16								T				
17						1.0	T	T	0.8		0.2	0.2
18	0.1	0.1		2.3	1.6	0.5	0.4	0.1	0.1	0.1	T	0.7
19	6.8	3.5	2.7	0.7	0.2	0.4	0.1	T				
20	0.3	5.9	0.8	2.8	2.2	2.7	1.3	0.5	T	0.2	2.0	1.0
21	3.5	1.7							T	0.4	1.2	1.3
22	0.2	0.7	1.4	0.9	0.2	1.2	1.6	2.8	1.9	0.5	0.8	0.9
23	0.1	0.6	0.6	0.2								
24												
25												
26												
27												
28												
29												
30												
31												
總計 Total	19.5	21.5	20.6	16.7	11.3	13.1	9.5	10.0	8.8	7.0	10.8	11.7

中華民國二十七年五月

Daily Values of Meteorological Elements

日期 Date	氣壓 pressure (570 mm)	氣溫 Temperature (°C)				濕度 Humidity		雲量 Amount of cloud 0-10	日照時數 Duration of Sunshine h.
		平均 Mean	最高 Max.	最低 Min.	較差 Range	絕對	相對		
						Absolute mm	Relative %		
1	1.97	16.3	22.5	12.0	10.5	7.90	56.3	7.8	4.6
2	2.67	16.0	22.6	10.8	11.6	8.40	62.9	7.4	6.9
3	2.86	15.0	20.7	10.0	10.7	8.55	76.4	6.1	6.7
4	2.78	15.2	21.2	11.8	9.4	9.91	77.4	7.8	6.1
5	2.69	17.3	23.8	18.8	13.9	8.95	59.2	2.6	17.9
6	2.93	19.2	26.5	12.5	13.7	7.18	54.3	3.1	11.9
7	4.01	17.6	24.6	12.5	12.5	9.07	62.4	8.1	8.0
8	4.93	12.0	13.8	10.8	3.0	10.09	97.8	10.0	0.0
9	6.18	7.8	13.7	5.0	8.7	7.93	96.6	10.0	0.0
10	6.23	6.5	8.0	4.5	3.5	7.16	96.2	10.0	3.8
11	3.32	9.2	13.8	7.5	6.3	8.67	95.8	10.0	7.0
12	4.94	11.0	12.3	9.0	5.6	9.66	97.9	10.0	0.8
13	3.12	13.3	19.2	10.4	8.8	11.33	98.0	10.0	0.0
14	2.69	13.8	17.8	12.4	5.1	11.35	95.9	10.0	1.5
15	2.96	14.0	18.0	12.2	5.8	11.35	93.2	9.3	2.9
16	2.46	16.4	21.2	13.2	8.0	12.19	88.5	7.6	6.0
17	2.29	16.9	21.0	13.2	7.8	12.00	84.3	9.3	6.0
18	3.49	12.4	15.0	8.7	6.3	13.22	84.3	10.0	0.0
19	3.96	12.0	15.0	9.4	5.6	10.34	98.3	10.0	0.3
20	3.79	11.3	12.8	9.6	3.2	9.87	96.6	10.0	0.0
21	3.86	13.4	16.2	12.0	4.2	11.43	99.0	10.0	0.0
22	3.02	9.7	14.6	8.6	6.0	8.81	97.1	10.0	0.0
23	3.66	12.5	17.3	8.5	8.8	9.41	87.5	6.1	6.0
24	2.62	15.2	21.3	9.4	11.9	9.33	74.1	1.0	12.7
25	2.52	16.8	23.0	10.0	13.9	10.48	75.1	4.7	19.7
26	2.45	17.2	23.6	12.3	11.3	11.60	80.5	6.5	7.1
27	2.89	18.2	25.4	12.6	12.8	12.02	78.6	7.8	6.6
28	2.63	17.9	22.7	14.5	8.2	11.94	77.7	8.0	3.6
29	2.72	17.3	21.2	14.5	6.7	12.07	81.7	8.9	3.6
30	2.48	18.3	23.2	14.5	8.7	12.46	80.0	8.6	7.4
31	2.55	12.6	21.4	15.0	6.4	12.69	84.4	9.9	7.2
總計或平均 T. or M.	3.41	14.5	19.2	10.9	8.3	10.18	83.9	8.1	137.0

月逐日氣象要素平均表

in the Month of May, 1938.

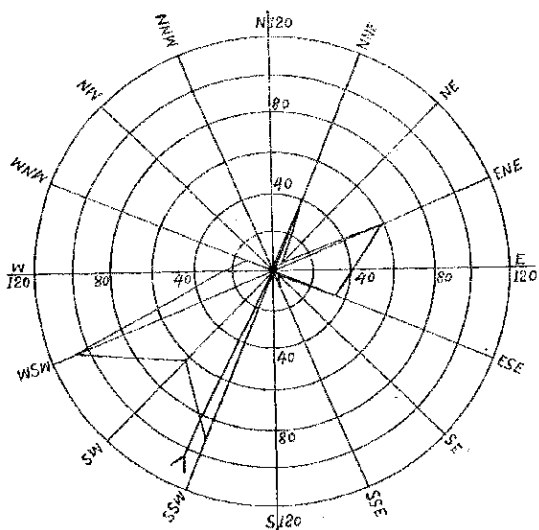
太陽熱力		風		草溫	雨		能見度	蒸發量	雜項
Solar Radiation (°C)		Wind		Grass	Rainfall		Vis.	Amount of Evap.	Miscellaneous Infatmations
黑球	白球	平均速	最盛時	Temp	量	時數	0-9	of Evap.	
B. bulb	w. bulb	Mean vel.	Dir. Domin.	(°C)	mm	h		mm	
52.0	37.0	10.3	WSW	11.7	7		6.5	10.1	☉ ☁
51.7	36.8	6.1	SSW	10.7	7		6.5	4.8	☉ ☁
47.8	31.0	4.5	NNE	9.8	4.7	0.7	4.9	3.3	☉ ☁
50.3	35.3	6.5	SSW	11.2	0.2	0.9	6.3	4.2	☉ ☁
52.3	36.3	13.3	WSW	10.2			6.7	10.5	☉ ☁
49.3	27.2	12.5	WSW	12.3			6.8	11.9	☉ ☁
51.5	38.8	10.1	ENE	11.8	0.2	0.7	6.6	6.2	☉ ☁
		7.6	E	10.4	54.7	14.0	1.2	0.3	☉ ☁
		10.3	ENE	5.0	37.6	24.0	0.4	0.4	☉ ☁
		5.2	ENE	4.3	19.3	21.0	1.8	0.0	☉ ☁
		1.8	ENE	4.5	36.0	24.0	0.0	0.0	☉ ☁
		2.7	E	4.3	19.0	14.0	1.2	0.4	☉ ☁
		8.4	WSW	9.4	13.3	10.2	3.0	0.4	☉ ☁
42.5	27.5	8.3	WSW	12.5	11.3	14.0	3.8	1.4	☉ ☁
46.8	31.7	9.3	WSW	12.0	2.7	5.5	5.5	1.2	☉ ☁
19.5	34.8	10.4	W	13.1	1.3	1.0	5.5	2.1	☉ ☁
50.2	34.4	10.8	WSW	13.2	2.3	1.6	6.8	2.8	☉ ☁
		8.6	ESE	8.6	15.4	16.5	1.6	0.0	☉ ☁
40.5	37.8	7.2	ESE	9.4	24.4	12.0	0.6	0.3	☉ ☁
		5.5	E	9.4	36.6	20.6	0.0	0.0	☉ ☁
		6.6	SW	11.1	45.8	15.4	0.6	0.3	☉ ☁
		8.6	NNE	8.5	16.7	16.3	2.4	0.0	☉ ☁
43.8	29.4	5.4	WNW	8.3	1.5	3.3	6.7	1.6	☉ ☁
46.2	33.4	7.3	W	9.2			6.7	4.5	☉ ☁
49.7	35.5	9.2	WSW	10.0			7.4	4.5	☉ ☁
50.8	40.5	7.5	SSW	12.2			7.4	3.7	☉ ☁
51.3	37.5	7.4	SSW	12.6			7.5	3.9	☉ ☁
46.3	34.6	8.7	SSW	14.2			6.8	4.2	☉ ☁
42.6	31.0	10.2	SSW	14.4			7.3	3.3	☉ ☁
53.8	38.3	10.4	SW	14.3			7.8	6.0	☉ ☁
49.0	34.6	8.8	SSW	14.8	0.4	0.1	6.9	1.8	☉ ☁
		8.9		10.5	343.4	215.8	4.6	94.1	☉ ☁

中華民國二十七年五月逐日能見度

Visibility of every day, in the Month of May, 1938.															平均 Mean
H D.	6	7	8	9	10	11	12	13	14	15	16	17	18	19	
1	6	6	6	6	6	7	7	7	7	7	7	7	6	6.5	
2	6	6	6	6	6	7	7	7	7	7	7	7	6	6.5	
3	6	6	6	2	6	7	7	7	7	7	7	7	7	6.5	
4	6	6	6	6	7	7	7	6	6	7	7	7	7	6.5	
5	6	6	6	6	7	7	7	7	7	7	7	7	7	6.7	
6	6	6	6	7	7	7	7	7	7	7	7	7	7	6.8	
7	6	6	6	6	6	7	7	7	7	7	7	7	7	6.6	
8	3	3	3	3	0	0	0	0	0	0	1	1	1	6.2	
9	0	0	0	0	0	0	0	0	0	1	1	1	1	6.4	
10	0	0	0	0	0	0	0	0	0	5	6	6	6	6.8	
11	0	0	0	0	0	0	0	0	0	0	0	0	0	6.0	
12	0	0	0	0	0	0	0	0	0	3	3	6	3	6.2	
13	0	0	0	0	0	3	7	7	7	7	4	4	0	6.0	
14	0	0	0	0	0	0	7	7	7	7	7	6	6	6.8	
15	0	6	0	0	7	7	7	7	7	7	8	8	7	6.5	
16	0	0	0	1	6	8	8	8	8	8	8	8	9	6.3	
17	0	0	0	6	8	8	8	8	8	9	9	9	9	6.3	
18	0	0	0	0	0	0	0	0	0	6	5	5	5	6.6	
19	0	0	0	0	1	1	1	1	1	1	1	0	0	6.6	
20	0	0	0	0	0	0	0	0	0	0	0	0	0	6.0	
21	0	0	0	0	0	0	0	0	0	1	1	0	6	6.6	
22	1	1	1	1	1	1	0	0	0	5	7	7	7	6.4	
23	1	0	0	6	7	7	8	8	8	9	9	9	9	6.7	
24	2	2	2	7	5	8	8	9	9	9	9	9	9	6.7	
25	4	4	5	6	6	8	9	9	9	9	9	9	9	7.4	
26	5	5	5	5	6	8	8	9	9	9	9	9	9	7.4	
27	2	5	6	6	8	8	9	9	9	9	9	9	9	7.5	
28	2	2	4	8	6	6	7	9	9	9	9	9	9	6.8	
29	3	3	3	5	5	7	9	9	9	9	9	9	9	7.3	
30	5	6	6	5	8	8	8	9	9	9	9	9	9	7.8	
31	5	5	6	6	8	8	9	9	5	6	8	8	8	6.9	
平均 Mean	2.3	2.6	2.7	3.3	4.2	5.6	5.5	5.1	5.5	5.8	6.0	6.0	6.0	4.6	

中華民國二十七年五月份風向圖

WIND ROSE FOR MAY, 1938.



—— 風向次數
Frequency

➤ 合成風向
Resultant Direction

方向 Dir:	N	NNE	NE	ENE	E	ESE	SE	SSE	S	SSW	SW	WSW	W	WNW	NW	NNW	V	C
次數 Frequency	1	4	6	5	4	3	4	9	1	9	6	3	10	7	5	1		
百分數 %	0.2	0.8	1.2	1.0	0.8	0.7	0.8	1.8	0.2	1.8	1.2	2.0	2.0	1.4	0.2			

雲南省立
昆明測候所

氣象月報

第三卷 第六期



龔自知題



中華民國二十七年六月份

MONTHLY METEOROLOGICAL BULLETIN

OF

METEOROLOGICAL STATION OF YUNNAN PROVINCE.

KUNMING.

June, 1938.

VOL. 3. NO. 6.

目 次 頁

<i>Table of Contents</i>		<i>page</i>
凡例	<i>Explanatory Remarks.</i>	1
本月份天氣概況	<i>A Summary of Weather Conditions, during the Month of June, 1938.</i>	2
本月份氣象概要	<i>Monthly Summary.</i>	3
氣壓	<i>Barometric Pressure.</i>	4-5
氣溫	<i>Air Temperature.</i>	6-7
地面溫	<i>Earth Temperature on the surface.</i>	8-9
地內溫	<i>Earth Temperature.</i>	10
雲量	<i>Cloud Amount.</i>	11
絕對濕度	<i>Absolute Humidity.</i>	12-13
相對濕度	<i>Relative Humidity.</i>	14-15
雲狀與雲向	<i>Cloud: Forms and Direction.</i>	16-17
風向及風速	<i>Wind Direction and Velocity.</i>	18-19
雨量	<i>Amount of Rainfall.</i>	20-21
逐日氣象平均要素	<i>Daily Values of Meteorological Elements.</i>	22-23
能見度	<i>Visibility.</i>	24
各項氣象要素逐日變遷圖	<i>March of Different Meteorological Elements</i>	25
風向圖	<i>Wind Rose.</i>	26

民國二十七年六月份昆明天氣概況：

一得

昆明本月亦五月份，雨澤豐沛逾恆之後，全月雨量統計185m.m.，雖稍不及歷年同月平均標準量，然清澗省澆，農田栽插，水有餘矣。

本月氣溫，極端最低12.3°C，略同去年；最高及最低平均，比去年俱差2.9°C。全月平均，較往年亦低2.7°C。蓋湖地燥移，實已高於溫度垂直向上之遞減率，惟極端最高25.9°C，校正略等於去年。

月內有雨二十日，頗分三期：三日至十日為一期；十四日至十八日為二期；二十四日至三十日為三期，第一期八日內總降雨83.2m.m.，第二期五日內總降雨18.3m.m.，第三期七日內總降雨83.5m.m.，每期中一日內降水最多，俱係雷雨，第三期雷雨多至四日，末次雷雨，一時內得量30.5m.m.，亦殊驟矣！

月初，一二兩日天俱陰；一日曇有層跡；二日，氣溫最低12.3°C風向SSE；三日，氣壓驟而復昇，午後S W風大，傍晚閃電，半夜始降雨；四日，雷雨三次，總量34.4m.m.，為一日內最多雨量！

五六七日，雷雨連綿，共得量43.4m.m.，七日，氣壓高達575.35m.m.（未施高度訂正）升而後降；八九十日，SSW風強，共得雨量5.3m.m.，十一日至十三日，天陰；十一日，氣溫最高達25.9°C連日SW風大，熱流熾矣。

十四日，風大閃電，象回三日，夜半始雨；四日至十六日，雨僅0.7m.m.，十七日，風向多S，入夜雷雨大作，得量12m.m.，十八日，氣壓最高為576.30m.m.，則驟降雨5.6m.m.驟雨過矣。

十九日至二十三日，連日曇天，氣壓驟降，午前多日曇，夜間有閃電；二十二日，晨可見絳層寶光；二十三日，WSW風烈；二十四日，氣壓復昇，風向十六時由SW轉NNW；ENE；十八時雷道遠至，十九時驟降雨15.2m.m.，二十五日晨，風向NNE，午轉ESE，全日雷雨三次得量5.2m.m.

二十六日，風向時E時SSW夜雨16.6m.m.，二十七日，氣壓極低達569.54m.m.，晨午得雨4.3m.m.，二十八日，十四時雷雨，得量3.9m.m.，二十九日，午雨1.8m.m.，三十日，十三時至十九時，風由WSW轉SW；SSW；SSE；ENE；NE；NNE，雷雨即作，得一時內之量亦雨量30.5m.m.，是雲雨兩氣流之交綫劇烈也！

中華民國二十七年六月氣象綱要

Monthly Summary for June, 1938.

氣 壓 <i>Air Pressure</i>	
極端最高	<i>Extreme maximum</i> 576.30mm 在18日 9時 on 18th 9h
極端最低	<i>Extreme minimum</i> 569.54mm 在27日 18時 on 27th 18h
平 均	<i>Mean</i> 572.51mm
氣 溫 <i>Air Temperature</i>	
極端最高	<i>Extreme maximum</i> 25.9°C 在11日 on 11th
極端最低	<i>Extreme minimum</i> 12.3°C 在2日 on 2nd
最高平均	<i>Mean maximum</i> 21.3°C
最低平均	<i>Mean minimum</i> 13.6°C
平 均	<i>Mean</i> 15.6°C
風 <i>Wind</i>	
最大風速	<i>Maximum velocity</i> 23.0m/s 在23日 9時 on 23th 9h
合成風向	<i>Resultant direction</i> S 30° E 51° W
降 水 量 <i>Precipitation</i>	
總 量	<i>Rain-fall</i> 185.6m.m.
一日最多雨量	<i>Greatest in 24 hours</i> 34.4mm 在4日 on 4th
一時最多雨量	<i>Greatest in 1 hour</i> 23.5mm 在30日 19時 on 30th 19h
特 異 <i>Miscellaneous Informations</i>	
曇天日數	<i>Partly cloudy days</i> 5
陰天日數	<i>Cloudy days</i> 5
雨天日數	<i>Rainy days</i> 20
有雷雨日數	<i>Days with thunderstorm</i> 0
有濃霧日數	<i>Days with wet fog</i> 3
有霧日數	<i>Days with fog</i> 12
有露日數	<i>Days with mist</i> 5
有露日數	<i>Days with dew</i> 8
有大風日數	<i>Days with gale</i> 6
有雷聲日數	<i>Days with thunder</i> 4
有閃電日數	<i>Days with lightning</i> 10
有日暈日數	<i>Days with solar halo</i> 10
有月暈日數	<i>Days with lunar corona</i> 1
有虹日數	<i>Days with rainbow</i> 3
有缺譜線日數	<i>Days with broken spectra</i> 1

— 4 —

中華民國二十七年

		Barometric pressure at every hour of											
H D.	M	1	2	3	4	5	6	7	8	9	10	11	12
1		73.03	73.05	73.00	73.00	73.05	73.64	74.19	74.40	74.75	74.74	74.71	74.46
2		74.60	74.60	74.56	74.56	74.58	74.69	74.84	75.11	75.29	75.23	75.18	74.85
3		73.74	73.37	73.29	73.06	72.93	72.88	73.02	72.87	72.86	72.84	72.69	72.40
4		72.51	72.51	72.51	72.51	72.51	72.74	73.19	73.29	73.47	73.17	73.21	72.75
5		73.10	73.00	73.00	73.00	73.05	73.55	73.82	74.19	74.37	74.22	73.91	73.69
6		74.10	74.05	74.00	74.00	74.05	74.60	74.69	74.89	75.08	75.04	74.91	74.69
7		74.80	74.70	74.60	74.55	74.55	74.74	74.69	74.97	75.25	75.35	75.22	75.09
8		74.90	74.70	74.60	74.60	74.60	74.99	75.16	75.25	75.32	75.18	75.07	74.72
9		74.10	74.05	74.00	74.00	74.05	74.34	74.53	74.61	74.67	74.74	74.53	73.91
10		73.90	73.00	72.80	72.70	72.70	72.91	73.02	73.22	73.39	73.36	73.42	73.21
11		72.80	72.60	72.50	72.50	72.50	72.83	73.32	71.03	72.47	73.33	73.31	72.88
12		72.20	72.05	72.00	72.00	72.00	72.20	72.20	72.35	72.44	72.60	72.45	72.44
13		71.80	71.70	71.60	71.30	71.30	71.95	72.35	72.44	72.40	72.38	72.26	72.25
14		71.60	71.56	71.20	71.20	71.10	71.21	71.71	71.89	71.94	71.90	72.25	72.12
15		71.60	71.59	71.30	71.05	71.05	71.58	71.70	71.93	72.12	72.10	71.90	71.57
16		71.00	71.00	70.70	70.70	70.70	70.80	71.10	71.08	71.47	71.55	71.53	71.10
17		72.67	72.57	72.57	72.57	72.62	72.94	73.55	73.84	73.93	74.09	74.15	73.99
18		74.66	74.66	74.66	74.66	74.86	75.43	75.64	75.93	76.30	76.27	76.27	76.14
19		75.13	75.03	74.98	74.98	75.03	75.03	75.21	75.48	75.55	75.51	75.40	75.08
20		73.82	73.77	73.77	73.77	73.77	73.75	74.09	73.98	73.95	73.80	73.68	73.46
21		72.64	72.59	72.54	72.49	72.54	72.67	72.86	73.00	73.08	73.01	73.02	72.63
22		71.60	71.58	71.67	71.66	71.60	72.15	72.15	72.31	72.25	72.25	72.15	71.80
23		71.36	71.36	71.56	71.51	71.26	70.75	71.04	71.28	71.34	71.31	71.18	70.85
24		71.11	71.02	71.02	71.03	71.12	71.16	71.16	71.53	72.15	72.21	72.55	72.75
25		72.36	72.36	72.16	72.16	72.36	72.30	72.30	72.37	72.64	72.60	72.55	72.33
26		71.50	71.09	70.90	70.80	71.09	71.14	71.30	71.47	71.65	71.84	71.78	71.64
27		71.01	70.74	70.61	70.61	70.61	70.61	70.83	71.33	71.09	71.17	70.94	70.84
28		70.47	70.47	70.47	70.47	70.48	70.49	70.68	71.07	71.34	71.30	71.27	71.15
29		71.04	70.74	70.69	70.69	70.69	71.04	71.13	71.16	71.35	71.33	71.21	71.07
30		70.39	70.39	70.39	70.39	70.32	70.37	71.27	71.47	71.46	71.54	71.48	71.26
平均		72.64	72.54	72.46	72.43	72.46	72.67	72.89	72.99	73.20	73.20	73.13	72.96

六月逐日各時氣壓 (570mm±)

day, in the Month of June, 1938. (570mm±)

13	14	15	16	17	18	19	20	21	22	23	24	平均 Mean
73.84	73.51	73.08	72.86	72.75	72.76	73.23	73.59	74.42	74.53	74.68	74.69	73.75
74.63	74.25	73.72	73.18	73.11	73.08	73.33	73.44	73.70	73.87	73.90	73.87	74.26
72.99	71.55	71.33	70.72	70.60	71.11	71.53	71.75	72.38	72.53	72.53	72.46	72.36
72.33	72.05	72.05	71.75	72.35	72.40	72.77	73.02	73.24	73.15	73.15	73.10	72.74
73.47	73.05	72.98	72.78	72.96	73.02	73.47	73.82	74.53	74.45	74.45	74.40	73.59
74.51	74.97	73.97	73.49	73.71	73.92	74.35	74.47	74.77	75.00	75.00	75.00	74.47
74.79	74.49	74.47	73.95	73.83	73.94	73.97	74.21	74.81	74.95	74.95	74.95	74.66
74.52	74.01	73.59	73.26	73.26	73.36	73.39	73.72	73.95	74.05	74.15	74.10	74.35
73.69	72.95	72.43	72.20	72.18	72.46	72.47	72.93	73.05	73.10	73.10	73.05	73.55
72.88	72.56	72.25	72.05	72.05	71.87	72.10	72.32	72.54	72.50	72.90	72.90	72.73
72.65	72.48	71.95	71.65	71.56	71.50	71.52	71.67	72.03	72.20	72.40	72.30	72.37
72.32	72.17	71.85	71.64	71.55	71.55	71.58	71.63	71.56	71.60	71.80	71.80	72.00
71.90	71.63	71.49	71.28	71.19	71.30	71.39	71.35	71.25	71.25	71.25	71.25	71.73
71.80	71.55	71.44	71.24	70.94	70.85	71.16	71.50	71.82	71.80	71.70	71.70	71.55
71.34	71.23	70.97	70.66	70.36	70.36	70.46	70.69	71.00	71.15	71.20	71.20	71.25
71.38	71.17	71.00	70.79	71.08	71.10	71.33	71.64	72.07	72.27	72.67	72.72	71.34
73.76	73.64	73.51	73.50	73.50	73.50	73.71	74.25	74.46	74.61	74.66	74.66	73.63
75.70	75.19	74.85	74.65	74.45	74.45	74.46	74.71	75.02	75.23	75.23	75.23	75.19
74.55	74.23	73.81	73.29	73.18	72.98	73.11	73.37	73.72	73.77	73.82	73.82	74.42
73.03	72.81	72.39	72.07	71.76	71.84	71.96	72.42	72.41	72.54	72.64	72.64	73.09
72.29	71.95	71.53	71.39	71.19	71.28	71.69	71.93	72.16	71.62	71.63	71.65	72.22
71.69	71.35	71.03	70.93	70.85	70.97	70.99	71.06	71.06	71.66	71.66	71.66	71.61
71.02	70.59	70.47	70.35	70.03	70.13	70.15	70.39	70.32	70.77	71.22	71.22	70.91
71.89	71.55	71.24	70.81	70.93	71.02	71.25	71.99	72.31	72.55	72.55	72.55	71.62
71.88	71.35	71.14	71.04	70.92	70.85	71.08	71.29	71.61	71.81	71.84	71.60	71.88
71.29	70.88	70.66	70.42	70.25	70.25	70.50	71.00	71.22	71.26	71.26	71.21	71.09
70.54	70.12	69.94	69.74	69.63	69.54	69.74	70.26	70.59	70.59	70.64	70.65	70.50
71.80	70.49	70.27	70.25	69.96	70.26	70.27	70.29	70.74	70.89	71.14	70.14	70.67
70.85	70.54	70.10	69.98	69.77	69.77	69.86	70.19	70.34	70.19	70.39	70.39	70.61
71.25	71.04	70.89	70.52	70.70	70.76	71.25	71.48	71.71	71.90	72.20	72.15	71.13
72.66	72.31	72.01	71.75	71.69	71.74	71.93	72.21	72.49	72.60	72.69	72.65	72.51

中華民國二十七年

		Air Temperature at every hour of day, in											
時日 H. D.	1	2	3	4	5	6	7	8	9	10	11	12	
	1	15.6	15.3	15.0	14.5	14.4	14.4	15.0	14.8	15.8	16.5	17.5	19.2
2	15.4	15.0	14.5	14.1	13.2	13.1	13.6	14.7	15.6	16.4	17.8	17.9	
3	15.6	15.1	15.1	14.6	14.6	14.2	14.7	16.1	15.9	17.0	17.5	17.8	
4	14.6	14.6	14.6	14.6	14.6	14.6	14.6	15.0	15.6	17.3	18.8	17.5	
5	13.0	13.0	13.0	13.0	13.0	13.3	14.9	16.3	14.6	16.1	16.3	18.0	
6	14.3	14.2	14.1	14.0	14.0	13.9	13.6	14.1	15.0	14.9	16.2	16.7	
7	14.0	14.0	13.9	13.9	13.9	13.8	13.2	13.6	13.8	14.2	14.7	16.2	
8	14.2	14.2	14.2	14.1	14.1	13.6	14.0	14.3	14.9	15.9	17.1	17.7	
9	14.9	14.9	14.8	14.8	14.8	13.8	14.3	16.0	16.5	16.2	18.1	18.5	
10	14.3	13.9	13.7	13.6	13.3	13.4	13.7	14.4	15.0	15.4	16.5	17.1	
11	14.7	14.6	14.3	14.3	14.1	14.1	14.2	14.7	15.2	17.0	16.9	19.8	
12	14.8	14.5	14.3	14.3	14.2	14.2	14.3	15.4	16.2	17.3	17.9	18.3	
13	14.6	14.6	14.3	14.3	14.2	14.4	14.8	15.6	17.3	17.9	18.0	19.1	
14	15.0	14.9	14.8	14.7	14.4	14.5	14.7	15.6	16.8	18.8	19.1	19.6	
15	16.3	16.0	15.7	15.6	15.6	15.3	14.5	14.3	14.0	14.4	15.1	17.5	
16	15.4	15.4	15.4	15.4	15.4	15.4	15.8	16.4	17.7	17.6	18.3	19.2	
17	15.3	14.9	14.6	14.5	14.4	14.3	14.7	15.3	15.5	17.1	18.3	18.9	
18	15.5	15.4	15.1	15.1	15.0	15.0	15.1	16.3	15.8	16.5	17.9	18.7	
19	15.6	15.3	14.9	14.7	14.2	14.2	15.1	15.8	17.6	17.8	18.9	19.0	
20	15.2	14.8	14.3	14.5	14.3	14.1	15.5	15.9	16.9	18.3	20.1	21.8	
21	16.3	16.0	15.3	15.3	15.4	15.5	16.8	17.3	17.6	18.6	19.5	20.7	
22	15.4	15.3	14.8	15.0	14.7	14.7	14.7	18.3	17.8	19.0	20.2	21.0	
23	16.3	15.3	15.2	15.0	15.0	14.7	15.3	17.0	17.9	19.1	20.3	21.3	
24	16.3	16.0	15.9	15.3	15.1	14.9	15.3	15.8	17.1	18.8	20.7	22.4	
25	15.4	15.1	14.7	14.7	14.5	14.5	14.5	15.1	16.1	17.0	18.4	19.1	
26	15.1	14.9	14.0	13.8	13.6	13.8	14.8	16.5	17.1	17.3	19.9	18.8	
27	15.3	15.2	14.9	14.9	14.6	14.7	15.0	15.7	16.1	18.1	18.2	19.8	
28	15.9	15.7	15.5	15.4	15.3	15.3	15.5	16.4	17.7	17.8	19.2	20.6	
29	16.7	16.4	15.8	15.9	15.8	15.8	16.5	17.1	17.8	18.7	18.9	19.7	
30	16.2	16.1	16.1	16.1	16.0	16.0	16.3	16.7	17.1	18.4	19.9	20.1	
平均 Mean	15.2	15.0	14.8	14.7	14.6	14.5	14.8	15.6	16.3	17.3	18.2	19.1	

六月逐日各時氣溫 (°C)

in the Month of June, 1938. (°C)													平均 Mean
13	14	15	16	17	18	19	20	21	22	23	24		
19.7	20.0	20.6	20.3	19.3	17.1	16.1	15.0	15.3	16.0	15.9	15.9	16.6	
18.8	18.7	20.2	18.8	18.8	19.3	17.5	16.3	16.3	16.2	16.1	15.9	16.6	
19.4	20.0	20.1	21.7	20.2	18.7	17.8	17.1	16.4	16.2	16.0	14.9	17.0	
16.4	17.2	15.0	15.5	14.6	14.6	15.7	13.2	13.0	13.0	13.0	13.0	14.6	
17.2	17.5	15.3	16.0	17.5	17.2	15.1	15.3	15.0	14.8	14.6	14.6	15.3	
15.5	16.6	16.2	14.9	15.5	15.1	14.4	14.3	14.2	14.2	14.2	14.1	14.8	
15.3	15.1	15.9	17.5	16.7	15.7	14.7	14.1	14.2	14.2	14.2	14.2	14.6	
17.1	17.9	17.4	18.5	18.6	18.2	15.9	15.3	14.9	14.9	14.9	14.9	15.7	
19.7	19.6	20.6	20.9	20.9	19.5	17.7	16.7	15.8	15.3	15.0	14.7	16.8	
17.7	18.7	17.7	16.0	16.6	15.2	16.0	15.6	15.2	15.1	14.8	14.8	15.1	
18.9	20.0	19.0	18.0	17.7	17.5	16.1	15.5	14.8	14.8	14.9	14.9	16.1	
19.1	20.1	19.7	19.7	18.4	17.8	16.7	15.7	15.2	15.1	15.0	14.9	16.4	
20.0	19.6	19.6	19.3	19.2	18.7	18.0	16.5	16.1	15.9	15.5	15.4	16.8	
20.2	20.7	19.9	19.7	19.3	18.9	17.9	17.5	17.3	16.9	16.6	16.4	17.3	
19.2	18.7	18.1	18.1	18.6	18.9	18.0	17.3	17.1	16.7	16.3	15.7	16.5	
18.5	16.8	16.9	17.3	16.9	16.1	15.8	15.7	15.4	15.1	15.1	15.4	16.1	
20.0	19.8	18.1	18.1	17.4	17.7	17.5	15.8	16.2	16.2	16.2	15.9	16.6	
19.0	17.1	19.2	17.5	17.6	17.7	17.0	16.9	17.0	16.7	16.3	16.0	16.6	
20.3	20.3	20.8	21.2	21.5	20.7	18.5	17.7	17.3	16.5	16.1	15.6	17.3	
22.1	22.8	23.1	22.1	22.1	21.1	19.2	18.1	18.0	17.6	17.4	16.7	18.2	
22.7	23.7	23.4	24.3	23.0	21.6	19.4	18.4	17.9	17.7	16.7	16.2	18.7	
24.0	22.9	22.6	22.0	22.5	20.7	19.7	18.5	18.3	18.1	17.2	17.0	18.1	
22.3	21.9	23.9	23.6	22.5	21.6	19.7	18.7	17.9	17.4	16.9	16.6	18.6	
22.1	23.0	23.8	23.9	18.2	17.6	16.3	16.3	16.1	16.1	15.6	15.6	17.8	
20.1	19.5	19.1	18.7	17.1	16.2	16.2	15.9	15.7	15.8	15.7	15.6	16.4	
19.6	18.9	18.2	18.9	17.5	17.0	16.6	16.6	16.3	16.2	16.1	15.6	16.5	
17.2	16.1	16.1	17.1	17.3	18.1	17.2	16.7	16.7	16.4	16.0	16.0	18.1	
20.1	17.6	20.1	20.1	19.1	18.9	18.5	18.1	17.9	17.8	17.5	17.3	17.7	
21.1	20.8	20.6	21.7	22.2	21.7	19.6	18.7	18.0	17.6	17.0	16.4	18.1	
19.9	18.9	19.3	19.5	18.6	18.0	17.3	16.8	16.1	16.7	16.8	16.6	17.5	
19.1	19.1	19.1	19.1	18.9	18.3	17.1	16.5	16.2	16.1	15.8	15.6	16.8	

中華民國二十七年

Earth Temperature on the Surface of

日 D.	6	7	8	9	10	11	12	13
1	14.4	15.4	15.2	16.6	18.5	19.9	23.4	23.2
2	13.2	14.1	15.8	18.2	24.0	22.4	22.4	22.1
3	14.1	15.5	18.1	16.7	18.4	17.5	17.6	21.6
4	14.8	14.4	15.8	16.2	19.2	21.2	17.9	16.4
5	13.6	15.4	18.9	17.1	19.4	12.8	22.0	18.4
6	13.8	13.7	14.2	15.9	14.9	15.9	17.4	15.3
7	13.8	13.1	13.6	14.0	14.3	15.0	17.4	15.9
8	13.6	14.1	15.8	17.9	17.3	18.5	19.7	16.4
9	14.1	14.3	16.7	19.2	18.5	21.7	19.5	23.0
10	13.4	13.6	14.4	15.8	15.5	15.4	17.4	18.0
11	14.0	14.2	15.6	17.1	18.2	18.5	22.2	22.0
12	14.1	14.4	16.3	16.7	19.0	19.1	18.9	21.1
13	14.3	14.5	16.2	14.4	14.8	20.2	20.0	21.5
14	14.1	14.7	16.1	18.0	20.2	20.7	21.0	22.4
15	14.4	14.5	14.3	14.4	16.1	16.9	20.3	22.3
16	15.5	15.9	17.4	19.5	18.7	19.7	22.7	19.2
17	14.4	15.1	16.0	17.0	20.1	21.2	20.7	23.1
18	14.8	15.1	18.8	18.6	16.4	19.7	21.7	22.4
19	15.3	15.8	17.4	22.6	20.4	21.2	21.5	22.7
20	14.8	17.0	18.4	19.6	21.6	23.2	25.4	24.3
21	15.1	17.3	18.4	18.7	19.2	21.0	22.1	25.5
22	14.6	14.9	17.2	19.7	20.9	21.9	22.4	24.1
23	15.2	16.7	18.1	19.3	22.0	21.9	24.1	23.9
24	14.8	15.4	16.8	19.6	21.4	24.6	25.9	24.5
25	14.1	14.7	15.1	16.7	18.8	19.9	21.9	22.5
26	14.0	15.1	16.8	18.7	21.2	22.6	21.7	20.9
27	14.2	15.0	17.1	16.7	22.0	23.0	20.2	17.3
28	13.1	15.8	17.4	19.2	20.5	22.6	24.7	17.1
29	15.6	17.0	17.6	18.7	22.1	18.8	20.2	23.0
30	13.9	16.4	17.1	17.0	19.5	22.7	21.2	22.0
平均 Mean	14.5	15.1	16.5	17.6	19.1	19.9	21.1	21.0

六月逐日地面溫度 (°C)

every day, in the Month of June, 1938, (°C)								
14	15	16	17	18	19	20	21	平均 Mean
24.2	22.3	24.9	29.5	17.2	15.0	14.8	15.2	18.9
22.2	25.0	21.1	29.5	18.4	17.4	16.2	15.8	19.3
21.6	22.0	24.2	29.4	18.8	17.5	17.1	15.6	18.6
17.1	14.8	15.2	14.5	15.6	14.0	13.6	12.5	15.8
19.2	15.4	16.3	18.0	17.6	14.8	15.0	14.7	16.9
17.7	16.6	15.1	15.2	14.8	14.0	14.1	14.0	15.2
15.0	17.1	18.2	16.7	15.5	14.4	13.8	14.0	13.2
18.7	16.4	19.5	18.9	17.0	15.1	14.7	14.4	16.8
20.1	22.5	22.3	29.1	18.5	17.0	16.1	15.5	18.7
18.2	18.1	15.6	16.1	16.0	15.8	15.3	14.7	15.8
21.6	19.3	18.6	17.7	17.4	15.7	15.2	14.4	17.4
21.8	20.5	20.8	18.6	17.6	16.2	15.1	15.0	17.8
20.3	20.0	19.4	19.1	18.1	17.6	16.0	15.7	17.6
21.7	20.7	20.2	19.6	18.6	17.6	17.1	15.9	18.7
21.1	18.0	17.9	19.1	18.9	17.5	16.9	16.8	17.5
16.8	18.1	18.5	17.4	15.2	14.5	15.4	15.1	17.5
21.9	20.1	18.6	17.6	17.8	17.1	15.3	15.6	18.2
16.6	21.9	16.5	16.8	15.9	16.4	16.6	16.4	17.7
23.7	22.3	23.6	22.2	19.8	17.8	17.0	16.6	20.0
23.7	23.4	23.0	23.0	23.5	19.0	17.7	17.2	20.9
27.2	26.7	26.8	23.2	21.0	18.9	18.1	17.4	21.0
24.9	24.6	24.1	23.0	20.5	19.3	18.1	17.8	20.5
24.0	26.3	23.3	24.1	20.9	19.5	18.3	17.6	21.1
24.6	27.6	30.0	18.1	17.6	16.0	16.1	16.0	20.6
20.6	29.8	18.8	16.7	15.7	16.0	15.3	15.2	17.7
20.1	20.2	19.3	17.5	16.9	16.0	16.0	15.9	18.3
15.7	16.3	16.9	17.9	18.2	16.8	16.3	16.1	17.3
16.6	19.7	20.7	19.1	18.5	17.9	17.6	17.5	18.8
23.0	21.5	23.5	23.4	20.4	18.9	18.0	17.4	19.9
19.8	19.7	20.7	18.8	17.9	16.7	16.4	16.0	18.6
20.7	20.6	20.5	19.1	17.9	16.8	16.1	15.8	18.3

中華民國二十七年六月逐日地溫 (°C)

Earth Temperature of every day, in the Month of June, 1938. (°C)

Date	Depth							
	0 cm	5 cm	10 cm	20 cm	25 cm	50 cm	75 cm	100 cm
1	19.4	18.6	18.5	17.9	16.8	16.4	15.8	15.4
2	19.3	19.0	18.9	18.2	17.9	16.6	15.9	15.6
3	18.2	18.3	18.4	18.3	17.1	16.5	16.0	15.5
4	17.2	17.3	17.6	18.0	17.4	16.6	16.1	15.6
5	18.9	18.9	18.1	17.5	17.4	16.7	16.3	15.7
6	17.1	17.9	17.1	17.2	17.1	16.8	16.3	15.8
7	16.1	16.0	16.0	16.5	17.0	16.8	16.3	15.8
8	17.8	17.2	17.0	16.6	16.9	16.7	16.4	15.8
9	17.9	17.3	16.9	16.6	17.2	17.8	17.6	16.6
10	16.8	16.7	16.7	16.9	16.9	16.7	16.3	15.9
11	18.2	17.4	17.0	16.8	16.8	16.7	16.3	16.0
12	16.1	17.4	17.2	16.9	16.8	16.7	16.3	15.9
13	17.0	17.1	17.0	16.9	16.9	16.7	16.3	15.9
14	17.6	17.1	16.9	16.8	16.9	16.7	16.4	16.0
15	18.3	17.7	17.4	17.0	16.9	16.7	16.4	16.0
16	18.4	17.9	17.7	17.4	17.0	16.7	16.4	16.0
17	19.3	18.7	18.3	17.5	17.0	16.8	16.4	16.0
18	19.1	19.1	18.8	18.0	17.2	16.9	16.4	16.0
19	19.5	19.2	18.8	18.2	17.4	17.0	16.5	16.1
20	20.5	19.5	18.9	18.0	17.5	17.2	16.6	16.1
21	20.7	19.9	19.5	18.6	17.7	17.2	16.6	16.1
22	20.6	20.2	19.7	19.1	17.9	17.4	16.7	16.2
23	21.1	20.6	19.9	19.2	18.3	17.6	16.8	16.2
24	21.9	21.0	20.5	19.6	18.3	17.7	16.9	16.3
25	20.1	19.9	19.7	19.6	18.6	17.9	17.0	16.3
26	20.5	19.8	19.4	19.1	18.6	18.1	17.2	16.4
27	19.1	19.0	19.0	19.1	18.6	18.1	17.2	16.5
28	20.5	19.8	19.4	18.9	18.5	18.1	17.3	16.6
29	20.7	19.9	19.5	19.0	18.4	18.0	17.4	16.7
30	19.9	19.8	19.4	19.0	18.5	18.1	17.4	16.7
平均 Mean	19.0	18.6	18.3	17.9	17.5	17.1	16.6	16.1

中 華 民 國 二 十 七 年 六 月 逐 日 雲 量

Cloud Amount of every day, in the Month of June, 1938.

日 H D	6	7	8	9	10	11	12	13	14	15	16	17	18	19	20	21	平 均 Mean
1	10.0	10.0	10.0	10.0	10.0	9.8	9.5	8.0	5.0	7.5	7.0	8.0	8.0	7.5	7.5	8.1	
2	9.5	10.0	9.5	9.8	9.8	9.8	9.8	9.6	9.5	9.6	9.8	9.9	9.9	9.5	6.5	9.0	9.4
3	8.6	9.8	9.5	9.5	9.8	9.6	9.8	9.4	8.5	8.0	5.0	7.0	9.0	9.0	9.0	10.0	9.1
4	10.0	10.0	10.0	10.0	10.0	9.5	10.0	10.0	10.0	10.0	10.0	10.0	10.0	10.0	10.0	10.0	10.1
5	9.5	9.5	9.0	10.0	9.0	9.0	9.0	10.0	10.0	10.0	9.5	9.7	9.8	10.0	9.8	9.8	9.7
6	10.0	10.0	10.0	10.0	10.0	10.0	10.0	10.0	10.0	10.0	10.0	10.0	10.0	10.0	10.0	10.0	10.1
7	9.0	10.0	10.0	10.0	10.0	9.5	10.0	10.0	9.8	9.0	8.5	7.0	9.0	9.0	9.0	9.0	9.4
8	9.0	10.0	10.0	9.8	9.5	9.0	9.0	9.0	8.5	8.5	7.0	6.0	4.0	4.0	2.0	1.0	7.5
9	9.8	5.5	9.8	9.8	9.0	8.5	8.5	8.5	6.0	6.0	5.0	6.5	7.0	7.0	9.0	9.0	7.8
10	11.0	10.0	10.0	10.0	10.0	9.9	10.0	10.0	10.0	10.0	8.0	7.0	7.0	8.0	8.0	8.0	9.2
11	10.0	10.0	10.0	10.0	10.0	9.7	9.0	8.5	9.0	9.8	9.5	9.5	9.5	9.0	3.0	4.5	8.5
12	11.0	10.0	10.0	10.0	10.0	10.0	10.0	10.0	9.5	9.8	9.8	10.0	8.0	6.0	7.0	8.0	9.0
13	10.0	10.0	10.0	10.0	10.0	9.8	10.0	10.0	10.0	9.0	9.5	9.0	6.0	7.0	3.0	3.0	8.4
14	11.0	10.0	10.0	10.0	9.0	10.0	10.0	10.0	10.0	10.0	9.5	9.0	8.8	8.8	9.0	0.0	9.6
15	10.0	10.0	10.0	10.0	10.0	10.0	10.0	10.0	10.0	10.0	10.0	10.0	9.0	9.5	9.5	9.5	9.8
16	10.0	9.5	10.0	10.0	10.0	10.0	10.0	10.0	10.0	10.0	10.0	10.0	10.0	10.0	10.0	9.5	10.0
17	10.0	10.0	10.0	10.0	10.0	9.5	9.5	8.5	9.5	9.5	9.5	9.5	9.0	6.5	9.8	9.0	9.5
18	10.0	10.0	10.0	10.0	10.0	10.0	10.0	10.0	9.5	8.5	9.5	9.0	9.0	9.0	8.5	8.0	9.4
19	7.0	9.0	8.5	8.5	8.5	8.0	9.0	9.0	8.5	8.5	8.5	5.0	4.5	4.0	3.0	1.0	6.0
20	4.5	10.0	9.5	8.5	8.5	7.0	6.5	6.5	6.0	7.0	8.0	7.0	4.5	3.5	2.5	2.0	6.2
21	9.0	8.0	9.5	9.5	9.0	8.0	7.5	7.0	7.0	7.0	6.5	5.5	3.0	2.0	4.0	3.0	6.6
22	10.0	6.5	5.0	4.5	7.5	7.0	7.0	7.9	7.5	7.0	7.5	7.5	4.5	2.0	9.5	9.5	5.7
23	5.5	6.0	7.5	8.0	8.0	8.0	7.5	7.0	7.0	7.0	7.0	7.0	6.5	5.0	4.0	3.0	6.5
24	10.0	10.0	10.0	10.0	9.5	9.5	9.0	9.0	9.0	9.0	9.5	10.0	10.0	10.0	10.0	10.0	9.7
25	10.0	9.5	10.0	10.0	10.0	9.5	9.5	8.5	10.0	9.8	9.8	10.0	10.0	10.0	8.5	9.0	9.7
26	10.0	10.0	9.8	10.0	9.8	9.5	9.5	9.5	9.5	10.0	10.0	10.0	10.0	10.0	10.0	10.0	9.9
27	9.8	10.0	10.0	10.0	9.8	9.5	9.0	10.0	10.0	10.0	10.0	10.0	10.0	10.0	9.0	7.0	9.6
28	10.0	10.0	10.0	9.8	9.8	9.7	9.0	9.0	9.0	8.5	9.8	9.8	9.5	9.0	6.0	7.5	9.3
29	9.0	9.5	9.5	9.5	9.6	8.5	8.5	9.0	8.5	9.0	9.0	9.0	8.0	7.0	6.8	6.5	9.3
30	10.0	10.0	10.0	9.9	10.0	9.0	9.5	10.0	10.0	10.0	10.0	10.0	10.0	10.0	10.0	10.0	9.9
平 均 Mean	9.4	9.5	9.5	9.6	9.5	9.3	9.2	9.2	9.1	9.0	8.9	8.5	8.0	7.8	7.2	7.0	8.8

中華民國二十七年

		Absolute Humidity at every hour of day,											
時	日	1	2	3	4	5	6	7	8	9	10	11	12
1		12.32	12.22	12.33	11.93	11.84	11.84	11.60	11.91	11.66	11.50	11.83	12.04
2		11.11	10.93	10.56	10.49	10.43	10.76	10.33	10.81	11.25	11.60	10.99	10.67
3		11.37	11.57	11.46	11.42	11.30	11.57	11.49	12.01	11.85	11.51	10.99	11.97
4		11.89	11.89	12.13	12.13	12.24	12.13	12.36	11.96	12.70	12.39	14.65	13.56
5		11.29	11.24	11.24	11.24	11.24	11.47	12.12	12.70	12.35	13.34	12.54	13.25
6		12.11	11.91	11.95	11.99	11.99	11.92	11.69	12.07	12.67	12.59	12.95	13.25
7		11.54	11.50	11.69	11.72	11.80	11.84	11.39	11.69	11.84	12.45	12.43	12.21
8		11.57	11.57	11.57	11.62	11.50	11.69	11.88	11.99	12.12	12.08	11.86	12.24
9		11.42	11.26	11.35	11.35	11.35	11.61	11.77	11.29	12.34	12.46	12.21	12.68
10		11.42	11.47	11.54	11.46	11.35	11.31	11.54	11.84	12.32	12.77	12.21	12.11
11		12.08	12.00	11.99	12.03	12.07	12.07	12.15	12.55	12.71	12.65	12.30	13.82
12		11.91	12.04	11.95	11.99	12.15	12.03	12.11	12.63	12.53	12.93	11.92	11.89
13		12.12	12.12	12.11	12.14	12.10	12.19	12.51	12.32	13.14	12.81	12.87	12.32
14		11.50	11.64	11.57	11.61	11.61	11.69	12.08	12.20	12.22	12.07	12.45	12.55
15		12.42	12.40	12.40	12.32	12.45	12.66	12.27	12.11	11.88	11.96	12.15	13.07
16		12.52	12.52	12.37	12.32	12.52	11.58	13.11	12.37	13.76	13.67	13.52	13.69
17		12.31	12.36	12.23	12.27	12.07	12.23	12.43	12.56	12.73	13.00	13.01	13.50
18		12.73	12.77	12.63	12.52	12.44	12.44	12.75	13.15	13.14	12.87	13.65	12.85
19		12.31	12.33	11.64	11.61	11.22	11.33	11.56	11.60	12.44	11.94	12.62	12.11
20		12.00	12.06	11.88	11.92	11.68	11.84	12.08	12.32	12.60	12.63	12.76	11.22
21		12.42	12.22	12.32	12.32	12.39	12.36	12.90	13.11	13.20	13.26	13.89	13.59
22		12.16	12.31	12.39	12.44	12.55	12.55	12.53	12.66	12.45	12.37	12.53	12.21
23		11.61	11.74	11.88	11.96	11.84	12.08	12.98	11.90	11.55	11.58	11.87	11.46
24		10.88	10.69	11.31	11.16	11.12	11.19	11.15	11.53	11.86	12.66	13.20	14.19
25		12.88	12.63	12.43	12.43	12.15	12.39	12.39	12.75	13.24	14.03	12.68	14.47
26		12.63	12.71	11.99	11.84	11.69	11.84	12.51	13.45	13.73	13.52	14.63	14.65
27		12.56	12.71	12.71	12.59	12.51	12.51	12.67	13.14	13.46	13.99	14.21	14.83
28		13.19	13.92	12.97	12.88	12.80	12.92	12.97	13.23	14.01	13.85	14.32	14.47
29		12.88	12.99	13.11	13.07	13.11	13.11	12.34	13.99	13.97	14.42	14.59	15.25
30		13.20	13.11	13.11	12.98	13.03	13.52	13.65	13.76	14.37	15.16	14.36	14.18
平均	Mean	12.08	12.07	12.04	12.00	11.96	12.02	12.15	12.39	12.67	12.75	12.85	13.01

六月逐日絕對各時濕度 (mm)

In the Month of June, 1936. (mm)

13	14	15	16	17	18	19	20	21	22	23	24	平均 Mean
11.84	13.98	13.04	12.23	11.73	11.74	12.13	11.84	11.73	11.33	11.25	11.15	11.97
10.26	10.52	11.40	10.49	11.20	10.50	11.39	11.79	11.34	11.38	11.18	11.25	10.93
11.23	11.32	11.07	11.92	11.44	11.71	12.13	11.75	13.50	13.20	13.03	12.24	11.82
12.61	12.68	12.21	12.86	12.24	12.36	11.66	11.17	11.03	11.24	11.24	11.24	12.17
12.47	13.83	10.84	12.37	12.45	12.82	12.52	11.61	11.95	12.04	12.12	12.00	12.12
12.97	13.12	12.09	12.12	13.09	12.63	12.97	12.11	12.03	11.69	11.37	11.50	12.25
11.73	11.46	11.85	12.20	11.29	11.45	10.93	11.94	10.99	10.81	11.23	11.35	11.59
12.01	11.28	12.60	12.42	12.01	11.96	11.65	11.84	11.64	11.64	11.64	11.53	11.84
12.20	12.24	12.54	11.25	12.00	12.04	12.00	12.01	11.77	11.84	11.72	11.49	11.84
12.12	12.47	12.25	13.15	13.92	12.49	12.30	12.32	12.09	11.80	11.91	11.91	12.08
12.90	12.85	12.33	12.83	13.11	12.56	12.37	12.12	11.57	11.37	11.76	11.88	12.35
11.70	12.05	12.09	11.32	11.82	12.21	12.26	12.64	12.23	12.28	12.20	12.24	12.09
12.22	12.11	11.69	12.13	13.05	11.62	11.54	11.85	11.77	11.74	11.38	11.69	12.13
12.53	12.47	12.02	12.09	11.87	12.99	13.54	12.45	13.49	13.43	12.42	12.53	12.20
13.69	13.30	13.73	12.21	13.28	13.17	13.12	12.77	12.60	12.76	12.66	12.43	12.67
14.19	13.81	12.56	11.79	12.80	12.74	12.36	12.77	12.52	12.52	12.52	12.39	12.80
13.25	12.59	13.32	13.74	13.36	13.37	13.32	13.11	13.32	13.45	13.32	13.07	12.91
13.55	13.72	13.92	13.43	13.88	12.49	13.14	14.05	12.88	12.51	12.53	12.35	12.98
12.86	13.01	12.09	13.04	11.99	11.33	11.97	11.80	11.55	11.85	12.13	11.97	11.94
12.82	10.89	11.24	11.75	12.17	11.68	11.29	11.61	11.88	11.92	12.11	12.26	11.95
12.82	12.74	12.32	12.77	12.88	12.85	12.70	12.85	12.79	12.62	12.39	12.46	12.76
12.57	12.37	12.00	11.90	12.92	11.82	11.97	11.69	11.18	11.71	11.71	11.67	12.14
12.10	11.20	12.01	11.60	11.27	11.29	11.97	10.62	10.60	10.68	10.76	10.88	11.52
14.03	14.20	14.35	14.45	13.95	13.02	13.65	13.91	13.73	13.48	13.48	13.03	12.94
14.31	14.25	13.60	13.24	13.99	12.95	12.66	12.81	13.14	13.33	13.26	12.94	13.15
13.53	13.26	12.28	13.94	13.83	13.40	13.49	13.49	13.41	13.44	13.34	13.05	13.15
14.98	13.48	13.60	14.24	14.49	14.25	13.69	13.99	13.25	13.37	13.47	13.39	13.46
14.13	13.79	13.37	14.01	13.60	13.94	13.89	13.09	13.57	13.07	13.07	13.02	13.55
14.72	14.54	14.09	13.99	13.84	14.30	13.79	13.75	12.52	11.41	13.58	13.23	13.68
14.18	13.99	13.47	15.00	14.82	14.65	14.30	14.19	13.74	13.63	13.72	13.56	13.98
12.90	12.79	12.66	12.68	12.78	12.54	12.47	12.36	12.26	12.31	12.26	12.19	12.43

中華民國二十七年

		Relative Humidity at every hour of day.											
時 D.	Relative Humidity at every hour of day.												
	1	2	3	4	5	6	7	8	9	10	11	12	
1	92.6	98.3	98.0	96.3	96.2	96.2	97.4	94.3	86.6	81.7	78.8	73.0	
2	84.6	85.5	85.2	87.0	87.7	95.1	88.6	86.1	84.6	73.5	71.9	64.4	
3	85.5	85.8	89.0	91.6	90.2	95.2	91.6	87.5	87.4	78.7	73.2	78.5	
4	95.3	95.3	97.2	97.2	98.2	97.2	99.1	93.5	95.5	83.6	89.9	81.5	
5	100.0	100.0	100.0	100.0	100.0	100.0	95.3	91.9	99.4	85.6	97.3	85.5	
6	99.2	98.0	99.1	100.0	100.0	100.0	100.0	100.0	99.6	99.5	93.8	82.9	
7	96.2	95.8	88.7	98.3	99.0	100.0	100.0	100.0	100.0	160.0	99.4	88.4	
8	95.2	95.2	95.2	96.3	95.3	100.0	99.1	96.2	95.4	89.0	81.1	80.1	
9	89.9	88.6	89.9	89.9	89.9	98.6	96.2	82.8	87.6	91.6	78.3	79.3	
10	93.2	96.4	98.1	98.1	99.9	98.3	98.1	96.2	96.3	98.0	86.7	89.6	
11	96.3	96.2	98.4	98.4	100.0	100.0	100.0	100.0	98.7	87.0	85.1	79.7	
12	95.9	97.2	98.4	98.4	100.0	99.0	99.0	96.2	86.9	81.2	77.4	75.3	
13	97.2	97.2	99.2	99.2	100.0	99.3	99.5	92.6	88.7	86.4	83.9	74.3	
14	89.9	91.6	91.6	92.5	94.3	94.4	96.8	91.8	86.0	74.1	75.0	72.4	
15	89.2	90.9	92.7	92.6	93.6	97.2	99.0	99.0	99.1	97.2	94.3	87.1	
16	95.4	95.4	94.2	95.4	95.4	88.2	97.3	88.4	90.1	90.1	83.0	81.7	
17	94.4	97.7	98.1	99.0	98.0	100.0	99.0	96.3	96.4	88.9	82.5	81.9	
18	96.4	97.3	98.1	97.2	97.8	97.8	99.0	94.5	98.2	91.9	88.0	79.4	
19	92.5	94.0	91.6	92.5	92.3	93.4	89.7	86.1	82.9	78.2	73.3	73.4	
20	92.6	93.4	97.1	96.2	97.1	98.1	96.8	90.9	87.8	89.0	71.4	56.8	
21	89.2	90.1	94.5	94.5	94.4	93.6	96.4	87.9	87.4	82.6	80.6	73.7	
22	92.6	94.4	98.9	97.3	100.0	100.0	100.0	98.2	81.4	75.0	70.5	63.4	
23	83.4	86.6	91.7	93.5	92.6	96.3	91.9	81.9	75.1	63.8	66.4	60.4	
24	78.2	79.8	83.4	85.6	86.3	88.0	85.5	85.6	81.1	77.7	71.6	69.8	
25	98.1	94.1	99.0	99.0	98.9	100.0	100.0	99.0	99.0	96.5	81.1	87.2	
26	98.1	100.0	100.0	100.0	100.0	100.0	99.0	95.5	93.8	91.2	83.9	89.9	
27	96.3	98.1	100.0	99.1	99.0	99.0	99.1	98.2	98.6	89.7	90.6	86.1	
28	97.3	97.3	98.2	99.0	98.2	99.1	98.2	94.5	92.2	90.6	85.2	79.5	
29	90.3	92.5	98.1	96.4	97.3	97.3	87.6	95.6	91.4	89.1	88.6	88.6	
30	95.5	95.4	95.4	94.6	98.5	99.1	98.1	96.4	98.2	94.9	82.3	80.3	
平均 Mean	93.0	94.3	95.3	95.8	96.5	97.0	96.2	93.3	91.1	86.2	82.2	78.7	

六月逐日各時相對濕度 (%)

in the Month of June, 1938. (%)

13	14	15	16	17	18	19	20	21	22	23	24	平均 Mean
68.8	79.7	71.6	68.5	69.8	80.0	88.4	92.5	89.9	83.1	83.0	82.2	85.3
67.4	65.0	70.3	64.3	68.7	62.5	75.5	75.1	81.5	82.3	81.4	82.2	78.1
70.6	64.5	62.7	60.8	63.9	71.4	79.8	78.8	96.4	95.5	95.5	96.3	82.5
85.8	86.1	95.5	97.4	90.1	99.1	99.1	98.2	98.1	100.0	100.0	100.0	94.7
65.8	92.1	83.1	90.0	82.2	87.0	97.2	88.9	93.4	95.3	98.0	96.2	93.5
98.2	92.5	87.5	95.4	99.1	98.1	93.2	99.0	99.0	96.2	95.2	95.3	97.1
90.0	89.0	87.4	81.3	79.1	85.6	87.8	91.9	89.7	89.0	92.4	93.4	92.6
82.1	73.3	84.5	77.7	74.7	75.9	87.4	97.9	91.7	91.6	91.6	90.7	89.1
78.5	71.5	69.3	66.5	64.7	77.8	78.9	84.2	87.4	90.8	91.6	91.6	84.0
79.7	77.1	80.1	96.4	98.2	67.6	99.0	92.6	92.6	91.6	94.3	94.3	93.4
78.8	73.2	74.9	82.3	85.3	83.7	90.1	91.7	91.7	91.6	92.6	93.5	90.4
70.1	68.3	70.2	65.3	73.9	79.8	85.9	94.4	94.4	95.3	92.4	93.4	86.6
69.6	70.9	66.2	72.2	78.1	71.8	74.4	94.2	85.7	86.6	86.1	89.0	85.6
70.6	68.8	68.9	70.2	70.1	78.7	81.5	82.9	83.7	92.9	87.6	89.5	83.2
82.0	83.4	88.1	78.3	82.6	80.4	84.7	86.2	86.1	89.4	91.0	92.8	89.9
88.3	96.5	87.0	79.6	87.9	92.9	91.8	95.4	95.4	95.4	95.4	94.4	91.5
77.0	73.1	83.4	86.5	89.1	88.0	88.7	97.3	96.4	96.7	96.4	94.7	91.6
82.8	93.8	82.9	89.6	81.1	82.2	90.0	90.0	88.6	97.7	90.1	90.5	91.5
71.9	72.8	64.7	69.0	61.3	61.8	69.3	77.6	77.9	84.2	88.3	90.0	89.4
64.2	52.2	52.7	58.5	60.9	61.1	67.6	73.1	76.7	78.9	84.3	85.9	77.9
70.0	57.9	57.0	56.0	61.7	66.0	75.1	80.9	83.1	83.0	86.8	96.7	80.2
63.4	59.0	58.3	59.6	58.7	64.5	69.5	73.1	70.7	72.9	79.5	80.0	78.5
59.9	56.8	54.0	53.0	55.1	57.9	68.3	65.6	68.9	71.6	74.3	76.8	72.8
70.2	66.9	64.8	64.9	89.0	68.2	91.5	100.0	100.0	100.0	90.8	97.3	72.3
83.9	83.8	82.0	81.8	95.6	93.7	98.2	94.5	98.2	99.1	99.1	97.2	94.0
70.0	80.4	78.3	85.1	92.1	92.2	94.6	94.6	96.4	97.5	97.3	98.1	93.2
95.6	98.2	99.1	97.3	94.8	92.0	92.9	97.4	92.9	95.6	98.7	98.2	96.1
78.1	90.7	87.3	80.0	82.0	85.1	86.1	84.0	87.6	85.5	87.1	87.9	89.6
76.9	79.4	77.4	71.4	68.9	73.4	80.5	85.0	80.8	80.9	93.4	94.5	86.5
81.3	84.3	91.5	87.5	91.6	94.0	96.5	98.2	93.6	95.5	95.5	95.7	93.1
77.1	76.7	76.1	76.2	78.4	80.1	85.5	88.2	89.0	90.1	91.1	92.0	87.3

中華民國二十七年

Form and Direction of Clouds of every

時日 時刻 H	6		7		8		9		10		11	
	狀	向	狀	向	狀	向	狀	向	狀	向	狀	向
	For.	Dir.	For.	Dir.	For.	Dir.	For.	Dir.	For.	Dir.	For.	Dir.
1	N	S	N	S	N	S	N	S	N	S	N	S
2	SK	WSW	SK	WSW	SK	WSW	SK	WSW	SK	WSW	SK	WSW
3	AK	WSW	AK	WSW	AK	WSW	N	W	N	W	N	WSW
4	N	WSW	N	SW	N	SW	N	SW	N	SW	N	SW
5	AK	SW	AK	SW	N	SW	N	SW	AS	SW	N	SW
6												
7							AS	SW	N	SW	N	SW
8	N	SW	N	WSW	N	SW	AK	WSW	S	WSW	SK	WSW
9	S	WSW	S	WSW	S	WSW	S	WSW	S	WSW	SK	WSW
10	N	SW	N	SW	N	WSW	N	WSW	N	WSW	N	WSW
11					N	WSW	S	WSW	S	WSW	S	WSW
12					AK	W	S	W	S	W	S	W
13					S	WSW	S	W	SK	W	SK	W
14	AS	W	AS	W	AS	W	AS	W	SK	W	SK	W
15												
16	N	WSW	AS	WSW	AS	WSW	AS	WSW	AS	WSW	AS	WSW
17			N	SW	S	SW	S	SW	S	SW	SK	SW
18	N	WSW	N	SSW	N	SSW	N	SSW	N	SSW	N	SSW
19	S	SSW	SK	SSW	SK	SSW	SK	SSW	SK	SSW	SK	SSW
20	S	SSW	S	SSW	S	WSW	SK	WSW	SK	WSW	SK	WSW
21	SK	WSW	SK	WSW	SK	WSW	SK	WSW	SK	WSW	SK	WSW
22			S	WSW	S	WSW	SK	WSW	SK	WSW	SK	WSW
23	C	WSW	C	W	C	W	CS	W	CS	W	CS	WSW
24	CS	W	CS	W	CS	W	CS	WSW	CS	WSW	SK	WSW
25			N	W	N	W					AK	W
26									AK	W	AK	WSW
27	AK	SW							AS	SW	N	SW
28			N	SW	N	SW	SK	SW	SK	SW	SK	SW
29	AK	WSW	AK	WSW	AK	WSW	AS	WSW	AS	WSW	N	WSW
30	AS	W	AS	WSW	AS	SW	AS	SW	AS	SW	N	SW

六月逐日雲狀及雲向

Day in the Month of June, 1938.														日期 Date
12		13		14		15		16		17		18		
狀	向	狀	向	狀	向	狀	向	狀	向	狀	向	狀	向	
For.	Dir.	For.	Dir.	For.	Dir.	For.	Dir.	For.	Dir.	For.	Dir.	For.	Dir.	
AK	SW	SK	SSW	SK	SSW	SK	WSW	SK	WSW	K	WSW	K	WSW	1
SK	WSW	SK	WSW	AK	WSW	AK	WSW	AK	WSW	AK	WSW	AK	WSW	2
N	WSW	N	WSW	SK	WSW	AK	WSW	AK	WSW	SK	WSW	SK	WSW	3
N	SW	N	SW	N	SW	N	SW	N	SW	N	SW	N	SW	4
N	SW	N	SW	N	SW	N	SW	AS	SW	AS	SW	AS	SW	5
N	SW	N	SW	N	SW	N	SW	N	SW	N	SW	N	SW	6
N	WSW	N	WSW	N	WSW	N	WSW	AK	WSW	AK	WSW	AK	WSW	7
SK	WSW	AS	WSW	SK	WSW	SK	WSW	SK	WSW	SK	WSW	SK	WSW	8
SK	WSW	SK	WSW	SK	WSW	SK	WSW	SK	WSW	K	WSW	K	WSW	9
N	WSW	N	WSW	N	WSW	N	WSW	N	WSW	N	WSW	N	WSW	10
AK	W	AK	W	AK	W	AK	W	AK	WSW	CS	WSW	C	WSW	11
AS	W	AK	W	AK	W	AK	W	AS	W	AK	W	SK	W	12
SK	W	SK	W	SK	W	SK	W	SK	W	SK	W	SK	W	13
SK	W	SK	W	SK	W	SK	W	K	W	AK	W	AK	W	14
AS	W	AS	W	AS	W	N	W	N	WSW	AK	WSW	AK	WSW	15
AS	SW	N	S	S	AS	S	AS	SW	AS	SW	N	SW	16	
SK	SSW	SK	SSW	SK	SSW	SK	SSW	N	E	A	W	AK	SSW	17
N	SSW	N	SSW	KN	SSW	CS	SSW	N	SSW	N	SSW	AK	SSW	18
SK	SSW	SK	SSW	SK	SSW	SK	SSW	SK	SSW	K	SSW	K	SSW	19
SK	WSW	SK	WSW	SK	WSW	K	WSW	K	WSW	K	WSW	K	WSW	20
SK	WSW	SK	WSW	SK	WSW	SK	WSW	K	WSW	K	WSW	K	WSW	21
SK	WSW	SK	WSW	SK	WSW	SK	WSW	SK	WSW	SK	WSW	SK	WSW	22
CS	WSW	K	WSW	K	WSW	K	WSW	K	WSW	K	WSW	K	WSW	23
SK	WSW	SK	WSW	SK	WSW	SK	WSW	SK	WSW	AS	E	AS	E	24
SK	W	KN	W	N	W	N	W	N	W	N	W	N	W	25
AK	SW	AS	SW	AS	SW	AS	SW	AS	SW	AS	SW	AS	SW	26
N	SSW	N	SSW	N	SSW	N	SSW	N	SSW	AS	SSW	AS	SSW	27
SK	S	KN	S	KN	SSW	KN	SSW	AS	WNW	AS	WNW	AS	WNW	28
KN	WSW	KN	WSW	KN	WNW	C	WNW	C	WNW	AS	WNW	C	WNW	29
KN	SW	AS	SW	AS	SW	AS	SW	AS	WSW	AS	WSW	N	WSW	30

中華民國二十七年六月

		Wind Direction and Wind velocity of																							
		6			7			8			9			10			11			12			13		
日	時	向		速		向		速		向		速		向		速		向		速		向		速	
		Dir.	Vel.	Dir.	Vel.	Dir.	Vel.	Dir.	Vel.	Dir.	Vel.	Dir.	Vel.	Dir.	Vel.	Dir.	Vel.	Dir.	Vel.	Dir.	Vel.	Dir.	Vel.	Dir.	Vel.
1		SSW	7.3	SSW	10.3	SSW	8.2	SSW	7.0	SSW	11.4	SSW	7.1	SSW	8.4	S	9.7								
2		SSE	13.0	SSE	11.2	SSE	9.3	SSE	7.0	SSE	6.6	SSE	7.1	SSE	7.9	SSE	6.6								
3		SSE	7.0	SSE	8.3	SSE	7.9	S	11.0	SSW	12.3	SW	7.3	SW	7.9	SW	11.4								
4		SW	0.6	SW	1.4	SW	2.6	SW	2.9	SW	4.5	SW	7.0	SSW	2.6	SW	6.7								
5		SSE	1.3	SSE	1.3	SSE	0.4	SSE	1.3	SE	1.1	SE	2.9	SE	0.7	SE	4.2								
6		SSW	7.5	SSW	4.9	SSW	7.8	SSW	8.8	SSW	8.4	SSW	8.9	SSW	4.8	SSW	12.4								
7		SSW	4.7	SSW	9.4	SSW	8.3	SSW	7.3	SSW	11.5	SSW	10.1	SSW	14.9	SSW	9.4								
8		SW	8.5	SW	3.7	SW	4.3	SW	4.6	SW	6.3	SW	8.0	SSW	7.0	SSW	7.3								
9		SSW	7.9	SSW	6.3	SSW	6.0	SSW	5.5	SSW	8.5	SSW	10.2	SSW	10.2	SSW	9.7								
10		SSW	13.7	SSW	14.1	SSW	9.2	SW	13.0	SW	11.0	SW	13.3	SW	14.2	WSW	15.7								
11		SW	11.4	SW	9.3	SW	14.1	SW	14.1	WSW	15.9	WSW	13.3	WSW	16.0	WSW	15.0								
12		SW	12.0	WSW	11.4	SW	10.4	SW	13.6	SW	18.2	WSW	15.3	WSW	14.1	WSW	12.8								
13		SW	10.2	SSW	13.6	SW	10.6	SW	13.0	SW	15.2	SW	14.1	SW	16.6	SW	11.5								
14		WSW	15.1	WSW	13.5	WSW	12.9	WSW	15.7	WSW	18.4	WSW	16.1	WSW	10.6	WSW	15.9								
15		SW	3.9	SW	2.4	WSW	4.7	WSW	3.5	WSW	2.3	WSW	2.6	WSW	5.0	WSW	4.6								
16		WSW	9.7	WSW	6.3	WSW	3.0	WSW	6.2	SW	8.2	WSW	2.4	SW	1.2	WSW	6.7								
17		S	9.3	S	10.4	S	9.1	SSE	6.8	SSE	9.2	SSE	8.8	SSE	11.0	SSE	12.7								
18		S	7.9	S	2.4	S	8.6	S	6.9	S	6.6	S	3.5	S	9.2	S	5.2								
19		SSW	8.5	SSW	8.6	SSW	9.2	SSW	8.3	SSW	4.1	SSW	6.9	SSW	2.6	SSW	6.6								
20		SSW	9.1	SSW	8.6	SSW	6.9	SSW	6.9	SSW	8.1	SSW	6.7	SSW	7.4	SSW	5.9								
21		SSW	9.7	SSW	8.0	SSW	6.9	SSW	9.9	SSW	5.0	SSW	8.3	SSW	9.0	SSW	6.6								
22		SW	11.4	SW	11.7	SW	14.4	SW	13.3	WSW	11.9	WSW	13.6	WSW	12.1	WSW	12.1								
23		SW	21.7	WSW	17.1	WSW	17.6	WSW	23.0	WSW	19.3	WSW	19.4	WSW	21.2	WSW	15.0								
24		WSW	16.2	WSW	15.3	WSW	13.8	WSW	12.5	WSW	7.7	WSW	6.9	SW	4.0	SW	3.0								
25		NNE	8.3	NNE	5.6	NNE	1.9	NNE	11.2	C	0.9	WSW	1.1	NNE	1.6	ESE	5.9								
26		SSE	7.3	SSW	8.2	SSW	6.4	ESE	6.5	E	6.2	E	7.7	E	7.3	E	8.3								
27		SSW	4.6	SSW	2.4	SSW	2.8	SSW	1.8	SSW	2.4	SSW	4.8	SSW	1.6	SSW	2.0								
28		SSW	8.9	SSW	8.3	SW	4.8	SSW	6.0	SSW	2.0	SSW	2.7	SSW	2.1	SSW	3.0								
29		SSW	9.4	SW	7.9	SW	12.0	WSW	9.2	WSW	8.5	WSW	9.5	WSW	7.1	WSW	9.5								
30		WSW	6.4	WSW	7.1	WSW	7.4	WSW	10.4	WSW	8.5	WSW	9.2	WSW	10.5	WSW	2.4								
平均			9.1		8.4		8.1		8.7		8.6		8.5		8.3		8.6								

月逐日風向及風速

every day, in the Month of June, 1938.

14		15		16		17		18		19		20		21		平均
向	速	向	速	向	速	向	速	向	速	向	速	向	速	向	速	Mean
Dir.	Vel.	Dir.	Vel.	Dir.	Vel.	Dir.	Vel.	Dir.	Vel.	Dir.	Vel.	Dir.	Vel.	Dir.	Vel.	
S	10.0	S	8.2	SSE	9.1	SSE	11.6	SSE	14.9	SSE	13.3	SSE	13.6	SSE	10.0	10.0
SSE	6.6	SSE	7.3	SSE	7.1	SSE	3.9	SSE	9.7	SSE	7.9	SSE	10.0	SSE	10.1	8.1
SW	18.7	SW	12.4	SW	10.1	SW	10.7	SW	8.8	SW	8.6	SW	9.7	SW	10.2	10.2
SW	3.0	SW	4.2	SW	3.7	SW	4.1	SW	2.5	SW	2.6	SW	1.4	SE	2.6	3.3
SE	5.2	SSE	4.6	SSW	9.7	SSW	7.9	SSW	6.8	SSW	9.3	SSW	9.9	SSE	9.8	4.8
SSW	11.1	SSW	7.9	SSW	10.0	SSW	8.7	SSW	11.0	SSW	7.3	SSW	8.5	SSW	7.1	8.4
SW	2.2	SW	7.6	SW	11.7	SW	9.2	SW	9.3	SW	7.9	SW	7.8	SW	6.2	9.1
SSW	7.3	SSW	9.3	SSW	8.0	SSW	9.5	SSW	8.0	SSW	11.5	SSW	8.9	SSW	9.5	9.6
SSW	8.9	SSW	10.9	SSW	11.8	SSW	11.1	SSW	7.2	SSW	9.8	SSW	11.4	SSW	10.6	9.1
WSW	13.7	WSW	13.9	WSW	12.9	WSW	10.4	WSW	11.7	WSW	13.5	WSW	14.1	WSW	13.5	13.0
WSW	14.6	WSW	12.4	WSW	19.0	WSW	15.1	WSW	12.7	WSW	14.5	WSW	16.3	WSW	15.8	14.2
WSW	15.8	WSW	14.2	WSW	13.4	WSW	7.0	WSW	7.9	WSW	8.7	WSW	9.8	WSW	2.9	11.7
SW	13.0	SW	13.5	SW	14.2	SW	11.9	SW	14.6	SW	18.7	SW	13.3	SW	13.2	13.6
WSW	15.2	WSW	17.3	WSW	12.5	WSW	14.0	WSW	10.8	WSW	12.8	WSW	14.5	WSW	13.2	14.1
SW	4.9	SW	5.5	SW	6.2	SW	8.8	WSW	8.0	SW	6.3	SW	10.7	SW	13.6	5.8
SSE	14.3	SSE	11.5	SSE	14.4	S	8.4	S	7.1	S	7.1	S	9.4	S	7.9	7.8
S	12.7	S	4.6	S	7.8	C	0.0	S	4.2	S	6.9	S	5.3	S	11.1	8.3
S	4.2	S	6.2	S	9.7	S	11.9	S	8.7	S	8.2	S	9.4	SSW	10.2	7.8
SSW	6.0	SSW	8.4	SSW	8.9	SSW	9.6	SSW	9.3	SSW	11.1	SSW	10.2	SSW	11.2	8.1
SSW	9.4	SSW	11.5	SSW	9.0	SSW	11.3	SSW	8.7	SSW	9.9	SSW	8.3	SSW	7.3	8.4
SSW	10.8	SSW	10.0	SSW	9.6	SSW	12.7	SSW	13.3	SSW	9.5	SSW	12.5	SSW	12.5	9.7
WSW	11.3	WSW	14.7	WSW	16.3	WSW	13.9	WSW	15.1	WSW	13.9	WSW	14.8	WSW	15.1	13.5
WSW	14.7	WSW	16.8	WSW	12.9	WSW	16.4	WSW	14.7	WSW	18.1	WSW	16.0	WSW	17.8	17.6
SW	3.7	SW	2.0	SW	4.3	NNE	10.7	ENE	12.5	ENE	9.5	ENE	9.3	ENE	10.7	8.9
ESE	4.5	ESE	2.6	ESE	1.5	ESE	5.8	SE	5.6	SSE	5.3	SSE	1.2	SE	5.8	3.6
SE	5.4	SSW	3.0	SSW	3.0	SSW	2.3	SSW	2.7	SSW	1.3	SSW	3.6	SSW	3.8	5.0
SSW	13.2	SSW	11.1	SSW	9.8	SSW	7.2	SSW	5.3	SSW	7.3	SSW	8.9	SSW	5.2	5.7
SSW	10.8	SSW	1.8	SSW	7.3	SSW	4.9	SSW	1.5	SSW	5.5	SSW	10.6	SSW	9.1	5.6
SSW	11.4	SSW	15.0	SSW	13.7	WSW	10.3	WSW	8.6	SSW	10.0	SSW	9.5	SSW	10.6	10.2
SW	3.1	SSW	4.5	SSE	6.2	ENE	8.5	NE	4.6	NNE	2.8	ENE	5.8	ENE	9.5	6.7
	9.8		9.0		9.8		9.3		8.9		9.3		9.8		9.8	9.8

中華民國二十七年

日 D.	Rainfall Amount, in the											
	0-1	1-2	2-3	3-4	4-5	5-6	6-7	7-8	8-9	9-10	10-11	11-12
1								T	T			
2												
3												
4	0.1	0.1					0.1	0.3				9.2
5	0.1	0.1	0.7	0.1	0.5	T			0.1	3.6		
6	0.3			T	0.2	T	1.6	1.7	0.1	3.3	0.4	0.1
7	0.5	0.5	0.3	0.7	0.6	1.9	8.6	3.6	2.4	0.8	0.4	T
8	0.6	1.6	T	0.1				T				
9												
10										0.8	0.1	
11												
12												
13								T				
14								T				
15							T	T	0.1	T		
16											T	T
17			0.2	0.1	0.1			T				
18						0.1			2.7	T		
19												
20												
21												
22												
23												
24												
25			2.8	0.6	0.1			T	T			
26	3.1	2.5	2.9	2.0	0.2	0.1						
27				1.9	0.6							0.2
28						T						
29										T	1.5	0.3
30									0.3			
總計 Total	4.7	4.8	6.9	5.5	2.3	2.1	10.3	5.6	5.7	8.5	2.4	9.8

六月逐日雨量 (m.m.)

Month of June, 1938. (m.m.)

12-13	13-14	14-15	15-16	16-17	17-18	18-19	19-20	20-21	21-22	22-23	23-24	總高 Total
												T
	0.8 0.2	18.6	0.4 0.1	2.5 T	0.8	1.1 0.3	T				0.1 0.2 0.1	0.1 34.4 5.9
1.4 T	0.2 T	0.2	4.0 T	0.4	1.7	0.8			0.1	0.3	0.3 0.1	17.1 20.4 2.4 0.2 2.7
0.2 T		0.3	1.3	0.2								T T 0.1 0.2
0.1	T		T		T	0.3		0.1	0.1 T	T		0.1 0.2
	1.1		T 1.7	T			5.6	0.6	5.2	0.1	0.1	0.1 12.0 5.6
	T	0.4	0.3	T	0.1	1.0 0.1	1.2	11.8	1.1	0.1 0.4	0.4	13.2 5.2
4.2 T	1.8 3.9 T	0.6 T								0.1	5.7	16.6 9.3 3.9 1.6 31.5
						30.5	0.3			0.1	0.3	
5.9	8.0	20.4	7.8	3.1	2.6	34.1	7.1	12.5	6.5	1.1	7.3	185.0

中華民國二十七年六

Daily Values of Meteorological Elements

日 期 Date	氣 壓 pressure (570mm+)	溫 度 Temperature (°C)				濕 度 Humidity		雲 量 Amount of cloud 0-10	日 照 時 數 Duration of Sunshine h
		平 均 Mean	最 高 Max.	最 低 Min.	較 差 Range	絕 對 Absolute mm	相 對 Relative %		
1	3.75	16.6	21.1	13.9	7.2	11.97	85.3	8.9	4.7
2	4.26	16.6	21.1	12.3	8.5	10.23	78.1	9.2	2.9
3	2.36	17.0	22.0	13.6	8.4	11.82	82.5	9.0	4.7
4	2.74	14.9	19.8	12.7	7.1	12.17	94.7	10.0	0.2
5	3.59	15.3	19.7	12.6	7.1	12.12	93.5	9.7	4.5
6	4.47	14.8	16.9	13.3	3.6	12.25	97.1	10.0	S
7	4.66	14.6	17.6	13.0	4.6	11.59	92.6	9.4	1.7
8	4.33	15.7	19.4	13.3	6.1	11.84	89.1	7.3	6.1
9	3.55	16.8	21.6	13.5	8.1	11.84	94.9	7.8	8.1
10	2.73	13.4	19.3	12.9	6.4	12.08	93.4	9.2	2.6
11	2.37	16.1	25.9	13.7	12.2	12.35	90.4	8.8	3.7
12	2.00	16.4	25.3	13.6	11.7	12.09	86.6	9.3	4.1
13	1.73	16.8	20.5	14.2	6.3	12.13	85.6	8.4	2.2
14	1.55	17.3	21.4	13.4	8.0	12.26	83.2	9.8	2.2
15	1.25	16.5	19.8	13.2	6.5	12.67	89.9	9.8	0.0
16	1.34	16.4	19.9	14.8	5.1	12.80	91.5	10.0	0.0
17	3.63	16.6	21.0	14.0	7.0	12.91	91.6	9.5	4.3
18	3.12	16.6	20.5	14.5	6.0	12.98	91.5	9.4	3.6
19	4.42	17.5	22.6	13.3	9.3	11.94	89.4	6.9	11.5
20	3.02	18.2	23.3	13.8	9.5	11.95	77.9	6.2	11.3
21	2.22	18.7	24.3	13.7	10.6	12.76	80.2	6.6	11.0
22	1.61	18.4	24.0	14.3	9.7	12.14	78.5	5.7	11.7
23	0.91	18.6	23.9	14.2	9.7	11.52	72.8	6.5	13.0
24	1.62	17.8	25.3	13.5	11.8	12.75	72.3	9.7	6.0
25	1.88	16.4	20.4	13.8	6.6	13.15	94.0	9.7	2.1
26	1.89	16.5	21.7	13.4	8.3	13.15	93.2	9.9	2.1
27	9.30	16.4	19.8	14.5	5.3	13.48	96.1	9.6	0.7
28	0.67	17.7	21.3	14.9	6.4	13.55	88.6	9.3	4.1
29	0.61	18.4	22.4	15.4	7.0	13.68	86.5	8.3	7.4
30	1.13	17.5	21.9	13.5	6.4	13.98	93.1	9.9	2.4
總 或 平 均 T. or M.	2.51	16.8	21.5	13.8	7.7	12.43	87.3	8.8	139.2

月 逐 日 氣 象 要 素 平 均 表

in the Month of June, 1938.

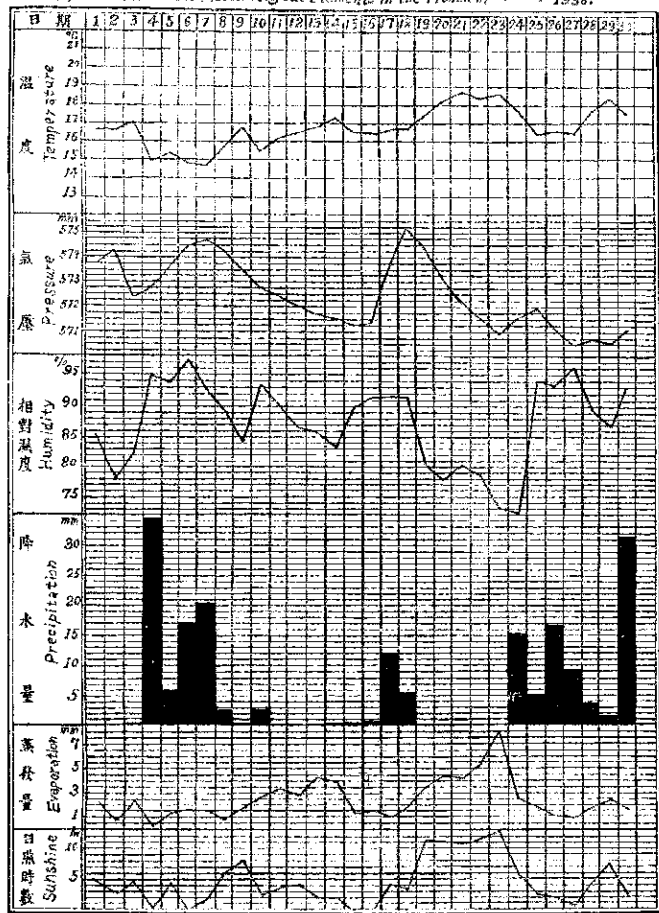
氣 溫 Gross Temp. (°C)	太 陽 熱 力 Solar Radiation (°C)		風 Wind		雨 Rainfall		能 見 度 Vis. 0-9	蒸 發 量 Amount of Ecap. mm	雜 項 Miscellaneous Informations
	黑 球 B. bulb	白 球 w. bulb	平 均 速 Mean vel. m : s	最 多 向 Dir. Dmtn	量 Amt. mm	時 數 Dur. h			
13.5	47.3	31.0	10.0	SSW	T		7.6	2.1	☉ ☁
11.9	49.4	35.7	8.1	SSE			7.5	0.7	☉ ☁
13.3	50.0	36.2	10.2	SW	0.1	0.3	7.8	2.1	☉ ☁
12.6	56.8	32.3	3.3	SW	34.4	8.9	4.4	0.4	☉ ☁
12.5	47.6	32.7	4.8	SSE	5.9	6.7	5.7	1.3	☉ ☁
13.3	36.5	35.6	8.1	SSW	17.1	14.9	3.1	1.5	☉ ☁
13.0	38.8	27.5	9.1	SSW	29.4	10.5	4.3	1.3	☉ ☁
13.3	47.8	33.2	7.6	SSW	2.4	2.0	6.7	0.9	☉ ☁
13.5	49.2	35.1	9.1	SSW	0.2	0.2	7.7	1.7	☉ ☁
12.8	44.5	31.7	13.0	SW	2.7	2.4	5.3	2.7	☉ ☁
13.7	56.0	41.0	11.2	WSW	T		6.5	3.4	☉ ☁
13.4	51.2	37.0	11.7	WSW			7.1	2.8	☉ ☁
14.2	48.5	43.5	13.6	SW	7		6.9	4.3	☉ ☁
13.4	43.3	39.2	14.1	WSW	0.1	0.3	7.5	4.9	☉ ☁
13.2			5.8	SW	0.2	1.6	2.7	1.3	☉ ☁
14.7			7.8	WSW	0.1	1.1	5.5	1.5	☉ ☁
14.0	52.3	37.7	8.3	SSW	12.0	6.5	5.5	1.0	☉ ☁
14.5	46.7	31.8	7.8	S	5.6	1.1	5.8	1.8	☉ ☁
13.2	51.0	35.9	8.1	SSW			7.8	3.5	☉ ☁
13.3	53.7	37.6	8.4	SSW			7.5	4.4	☉ ☁
13.4	52.3	37.5	9.7	SSW			7.3	4.2	☉ ☁
14.1	51.3	37.1	13.5	WSW			7.3	5.4	☉ ☁
13.7	49.5	35.7	17.6	WSW			8.2	8.1	☉ ☁
13.4	53.0	39.3	8.9	SW	15.2	4.3	6.8	2.5	☉ ☁
13.7	48.5	34.7	3.6	NNE	5.2	4.7	3.0	1.9	☉ ☁
13.4	50.2	35.3	5.0	SSW	16.6	6.9	4.7	1.1	☉ ☁
14.3	45.8	32.5	5.7	SSW	9.3	3.5	3.1	0.9	☉ ☁
14.7	51.4	36.5	5.6	SSW	3.9	0.9	6.1	1.8	☉ ☁
15.2	51.6	35.7	10.2	WSW	1.8	0.7	7.2	2.4	☉ ☁
15.3	49.8	35.2	6.7	WSW	31.5	3.1	5.9	1.6	☉ ☁
13.6			9.0		185.0	80.9	6.1	73.5	

中華民國二十七年六月逐日能見度

Visibility of every day, in the Month of June, 1938.

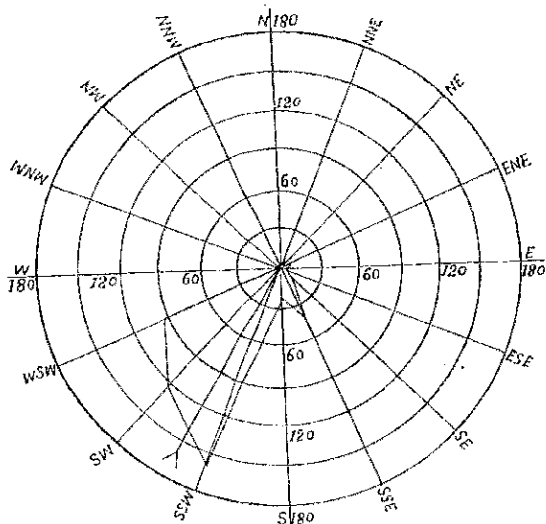
日 D.	6	7	8	9	10	11	12	13	14	15	16	17	18	平均 Mean
1	6	5	4	5	8	8	9	9	9	9	9	9	9	7.6
2	5	5	6	6	7	8	8	9	9	9	9	9	9	7.6
3	6	6	6	8	8	8	8	8	8	9	9	9	9	7.8
4	0	0	6	6	6	6	6	6	6	5	5	6	6	4.4
5	4	5	5	0	6	7	5	6	6	6	7	8	6	5.7
6	0	0	0	5	4	4	5	5	5	5	2	5	6	3.1
7	0	0	0	0	0	3	3	6	8	8	8	8	8	4.3
8	1	1	5	6	7	7	8	8	8	8	9	9	9	6.7
9	6	6	6	6	7	8	8	8	8	9	9	9	9	7.7
10	5	6	6	5	3	5	7	7	5	5	0	8	7	5.3
11	0	0	0	6	7	9	9	9	9	9	9	9	9	6.5
12	0	0	5	8	8	8	9	9	9	9	9	9	9	7.1
13	0	0	7	8	8	8	8	8	8	8	9	9	9	6.9
14	5	5	5	6	8	8	9	9	9	9	8	8	8	7.3
15	0	0	0	0	0	0	2	3	6	6	6	6	6	2.7
16	5	5	5	6	6	6	6	6	1	7	7	7	4	5.5
17	1	1	5	5	5	7	7	7	7	7	7	7	7	5.5
18	4	4	3	5	7	6	6	8	8	8	6	6	6	5.8
19	6	6	6	7	7	8	8	8	9	9	9	9	9	7.8
20	6	6	7	7	8	8	8	8	8	8	8	8	8	7.5
21	6	6	6	6	7	7	8	8	8	9	8	8	8	7.3
22	6	6	6	7	8	8	9	9	9	9	9	9	9	7.3
23	6	6	6	6	7	7	9	9	9	9	9	9	9	8.2
24	6	6	6	6	7	7	7	8	8	7	7	6	5	6.8
25	0	1	1	0	0	5	5	7	4	6	4	0	6	3.0
26	0	1	4	0	5	5	6	6	6	6	6	8	5	4.7
27	2	0	0	0	6	6	7	7	2	2	6	6	6	3.1
28	0	6	6	6	7	7	7	7	6	7	7	7	6	6.1
29	7	5	6	6	7	7	8	8	8	8	8	8	8	7.2
30	2	2	6	6	6	6	6	7	7	0	6	6	5	5.0
平均 Mean	2.9	3.3	4.5	5.0	6.0	6.8	7.1	7.5	7.1	7.2	7.0	7.5	7.0	6.1

中華民國二十七年六月份各項氣象要素逐日變遷圖
 March of Different Meteorological Elements in the Month of June, 1938.



中華民國二十七年六月份風向圖

WIND ROSE FOR JUNE, 1938.



—— 風向次數
Frequency

—— 合成風向
Resultant direction

方向 DIR.	N	NNE	NE	ENE	E	ESE	SE	SSE	S	SSW	SW	WSW	W	WNW	NNW	N	V	C
次數 Frequency		7	1	7	4	6	9	43	24	150	23	93					1	2
百分數 %		1.5	0.2	1.5	0.8	1.2	1.9	9.0	5.0	33.3	25.6	19.4					0.2	0.4

1938

年

3卷 7-12 期

雲南省立
昆明測候所

氣象月報

第三卷 第七期



龔自知題



中華民國二十七年七月份

MONTHLY METEOROLOGICAL BULLETIN

OF

METEOROLOGICAL STATION OF YUNNAN PROVINCE,

KUNMING.

July, 1938.

VOL. 3, NO. 7.

目 次 頁

	<i>Table of Contents</i>	<i>page</i>
說明	<i>Explanatory Remarks.</i>	1
本月天氣概況	<i>A Summary of Weather Conditions, during the Month of July, 1938.</i>	2
本月陰晴總觀	<i>Monthly Summary</i>	3
氣壓	<i>Barometric Pressure.</i>	4-5
氣溫	<i>Air Temperature.</i>	6-7
地表面	<i>Earth Temperature on the surface.</i>	8-9
地內溫	<i>Earth Temperature.</i>	10
雲量	<i>Cloud Amount.</i>	11
絕對濕度	<i>Absolute Humidity.</i>	11-13
相對濕度	<i>Relative Humidity</i>	14-15
雲狀與雲高	<i>Cloud Form and Direction</i>	16-17
風向及風速	<i>Wind Direction and Velocity</i>	18-19
降水量	<i>Precipitation</i>	20-21
逐日氣象要素表	<i>Daily Values of Meteorological Elements</i>	22-23
體感度	<i>Visibility</i>	24
各種氣象要素之逐時變遷	<i>Hours of Different Meteorological Elements</i>	25
風向誌	<i>Wind Rose</i>	26

觀 測 紀 錄 凡 例

(1) 本所之 觀測地點 定於 1932 年 5 月 1 日之 觀測地點 (見 觀測地點表) 在 觀測地點表 中 位置 欄內 標明 之 地點 均係 觀測地點 凡 觀測地點 有 變更 時 須於 觀測地點表 中 標明 之

(2) 凡 觀測地點 有 變更 時 須於 觀測地點表 中 標明 之 地點 均係 觀測地點 凡 觀測地點 有 變更 時 須於 觀測地點表 中 標明 之

(3) 凡 觀測地點 有 變更 時 須於 觀測地點表 中 標明 之 地點 均係 觀測地點 凡 觀測地點 有 變更 時 須於 觀測地點表 中 標明 之

(4) 凡 觀測地點 有 變更 時 須於 觀測地點表 中 標明 之 地點 均係 觀測地點 凡 觀測地點 有 變更 時 須於 觀測地點表 中 標明 之

(5) 凡 觀測地點 有 變更 時 須於 觀測地點表 中 標明 之 地點 均係 觀測地點 凡 觀測地點 有 變更 時 須於 觀測地點表 中 標明 之

(6) 凡 觀測地點 有 變更 時 須於 觀測地點表 中 標明 之 地點 均係 觀測地點 凡 觀測地點 有 變更 時 須於 觀測地點表 中 標明 之

(7) 凡 觀測地點 有 變更 時 須於 觀測地點表 中 標明 之 地點 均係 觀測地點 凡 觀測地點 有 變更 時 須於 觀測地點表 中 標明 之

	時 間	地 點	觀 測 者	觀 測 時 間	觀 測 地 點
1	1932.5.1	觀測地點	觀測者	觀測時間	觀測地點
2	1932.5.2	觀測地點	觀測者	觀測時間	觀測地點
3	1932.5.3	觀測地點	觀測者	觀測時間	觀測地點
4	1932.5.4	觀測地點	觀測者	觀測時間	觀測地點
5	1932.5.5	觀測地點	觀測者	觀測時間	觀測地點
6	1932.5.6	觀測地點	觀測者	觀測時間	觀測地點
7	1932.5.7	觀測地點	觀測者	觀測時間	觀測地點
8	1932.5.8	觀測地點	觀測者	觀測時間	觀測地點
9	1932.5.9	觀測地點	觀測者	觀測時間	觀測地點
10	1932.5.10	觀測地點	觀測者	觀測時間	觀測地點

雲南省立
昆明測候所

氣象月報

第三卷 第七期



龔自知題



中華民國二十七年七月份

MONTHLY METEOROLOGICAL BULLETIN

OF

METEOROLOGICAL STATION OF YUNNAN PROVINCE,
KUNMING.

July, 1938.

VOL. 3, NO. 7.

目	次	頁
<i>Table of Contents</i>		
凡例	<i>Explanatory Remarks.</i>	1
本月份天氣概況	<i>A Summary of Weather Conditions, during the Month of July, 1938.</i>	2
本月份氣象概要	<i>Monthly Summary.</i>	3
氣壓	<i>Barometric Pressure.</i>	4-5
氣溫	<i>Air Temperature.</i>	6-7
地面溫	<i>Earth Temperature on the surface.</i>	8-9
地內溫	<i>Earth Temperature.</i>	10
雲量	<i>Cloud Amount.</i>	11
絕對濕度	<i>Absolute Humidity.</i>	12-13
相對濕度	<i>Relative Humidity.</i>	14-15
雲狀與雲向	<i>Cloud: Forms and Direction.</i>	16-17
風向及風速	<i>Wind Direction and Velocity.</i>	18-19
降水量	<i>Precipitation.</i>	20-21
逐日氣象各要素	<i>Daily Values of Meteorological Elements.</i>	22-23
能見度	<i>Visibility.</i>	24
各項氣象要素逐日變遷圖	<i>March of Different Meteorological Elements</i>	25
風向圖	<i>Wind Rose.</i>	26

民國二十七年七月份昆明天氣概況

一、得

本年雨季早臨，本月雨量尤為特盛，據計昆明得 408.9m.m. 約為歷年同月平均標準雨量之二倍；為去年七月份雨量之二倍半；為前年七月份雨量之三倍；惟不及民國十三年，二十三年，同一日內最多雨量得 101.3m.m. 則超越之，不蓋係山高雨季之故！

本月降水日期，可分為三大段：以第一段日數最長，雨量最豐，承接上月，自六月二十四日起，至七月八日止，達卅五日，中未間斷；第二段大水入城，沖去人民莊寨，為空前大災！宜良洪水滔堤，淹田倒屋，成災亦近。

七月三日，雨量最大，紛若傾盆，四時至五時間，一時內得雨量 36.7m.m. 致將成平陸，武定、永仁，等縣之翠有洪水！而昆明省市之未至成災也幸矣！

此次大水，在六月內，昆明得雨量 83.5m.m. 本月一日，雲集雲厚，驟雨雷前，雨量 27.5m.m. 風向 NNE，十七時轉 SSE，是變暖雨氣流，衝突為雲；二日，始得雨量 27.5m.m. 三日，風向 NE，雨量極大！有盛紀錄！驟雨至矣，午後風轉 ENE；ESE；SE，入夜始漸風四散；四日，午前由雨 22m.m. 午後風向 SSE；五日，風向時偏 NE，竟日陰，雨量 27.7m.m.

三日以來，宜東內河經山官，洪水暴發，附近各河，水位陡漲，多已平堤，五日，五時，宜東、蒙河、海河，由洪注入，成波濤洶湧；盤龍江水位，漲至承堤亥字六期；十六時，瀾滄子入湖，已險些成容溢！

六日，昆明又加雨量 43.6m.m. 各河水位始漲，省垣東門外，洪水汪洋，防範難力，僅中壩背西兩處，預決二處，幸非湖決，近於隴田為害較輕；盤龍江容水深度為 1.7 丈，已漲至 1.8 丈 1 寸，此水標高字高出 1 尺 1 寸；西營盤水位 1.4 丈 8 分。

省垣東北、西北、東南，各縣，四日至五日，連夜大雨傾盆；平信山洪暴發，汪洋六七十里，由水漲成，民屋盡沖，其在數十年所未見之奇災！武定城內水深數尺，縣署亦被淹；永仁、仁和，河水陡漲，稻澤見田如履竹橋沖去不少；開遠，聚日，沿鐵路各站，亦大山崩，4 尺、田崩；進軍公路亦有險阻。

七日，十時，太華山崩，高度高達 573.5m.m. (未檢高度訂正) 風向又偏 SSE，降由 30.6m.m. 昆明各河，水位高低；八日，毛雨紛紛，得 10.7m.m. 水位益漲，入夜天始變陰；連向十五日之暴雨，至此告一段落。

九日，天陰日集，十七時，始得雨量 30.9.36m.m 夜有四雷；十日，天陰，午後驟雷，夜有雨跡；十一日，氣溫漸升，十二時，雷雨大作，十五時，SW 風力甚大，降由 43.7m.m. 十二、十三，兩日天陰。

十四日，第二段雨日開始，十三時，雷聲由遠及近，十七時，WSW 風速極大，每秒 22.1m. 陣雨得 40.2m.m. 十五日，午後亦有天風雷聲，雨量 3.3m.m. 十六日，雲日總雨，得量 43.3m.m. 十七日，氣溫最低僅 11.2°C. 降由 4.5m.m. 十八、十九日，午前細雨，午後日漸成雨；二十日，十時，氣溫頗高又達 575.5m.m. 天陰雨止，此次連續六日，共降雨 58.8m.m.

二、

十一日，天陰日集，夜有閃電；十二日，第三段陣日又開始，午後雷雨雨量 5.5m.m. 氣溫漸降；十三日，同有雷雨，得量 8.2m.m. 廿四、廿五、廿六日，濕霧漸重，午前陰雨，共得量 44.9m.m. 廿七日，十七時，雷雨得量 0.6m.m. 風向 SSE，廿八日，十八時，雷雨得量 2.2m.m. 風向 S，氣溫最高為 24.6°C. 始雷雨也。

廿九日，低氣壓由貴沙江東進，昆明風雷閃電，降由 9.9m.m. 三十日，晨午俱有雷雨，得量 2.9m.m. 三十一日，午前雷雨，得量 3. m.m. 連日夜間常有閃電，此第三段陣雨計十日，共得量 46.7m.m. 雷雨較緩，但不及第一段之雨猛烈長！

中華民國二十七年七月氣象綱要

Monthly Summary for July, 1938.

氣 壓		Air Pressure	
極端最高	Extreme maximum	575.50mm	在20日 10時 on 20th 10h
極端最低	Extreme minimum	569.36mm	在9日 17時 on 9th 17h
平 均	Mean	572.66mm	
氣 溫		Air Temperature	
極端最高	Extreme maximum	24.6°C	在25日 on 28th
極端最低	Extreme minimum	11.2°C	在17日 on 17th
最高平均	Mean maximum	20.1°C	
最低平均	Mean minimum	13.5°C	
平 均	Mean	16.1°C	
風		Wind	
最大風速	Maximum velocity	22.1m/s	在14日 17時 on 14th 17h
合成風向	Resultant direction	S 15° 13' 18" W	
降 水 量		Precipitation	
種 量	Rainfall	408.9mm	
一日最多雨量	Greatest in 24 hours	101.3mm	在3日 on 3rd
一時最多雨量	Greatest in 1 hour	36.7mm	在3日 4--5時 on 3rd 4--5h
雜 項		Miscellaneous Informations	
曇天日數	Partly cloudy days		2
陰天日數	Cloudy days		4
雨天日數	Rainy days		25
有雷陣日數	Days with thunderstorm		8
有濕霧日數	Days with wet fog		18
有霧日數	Days with fog		5
有薄日數	Days with mist		4
有露日數	Days with dew		7
有大風日數	Days with gale		3
有雷聲日數	Days with thunder		11
有閃電日數	Days with lightning		12
有日暈日數	Days with solar halo		9
有月暈日數	Days with lunar corona		1
有虹日數	Days with rainbow		4
有破斷霞光日數	Days with broken spectra		3

— 4 —

中華民國二十七年

Barometric pressure at every hour of												
No. of D.	1	2	3	4	5	6	7	8	9	10	11	12
1	71.55	71.55	71.60	71.60	71.60	72.05	72.30	72.52	72.74	72.90	72.85	72.60
2	72.60	72.50	72.50	72.50	72.50	72.50	72.59	72.60	72.76	72.55	72.54	72.62
3	72.30	72.10	72.00	72.00	72.00	72.04	73.98	72.73	72.62	72.41	72.14	72.50
4	71.55	71.20	71.00	71.00	71.06	71.00	71.10	71.20	71.27	71.67	70.90	71.75
5	70.13	69.89	69.89	69.89	69.89	69.94	70.45	70.73	70.95	71.02	71.24	71.17
6	72.00	72.00	72.00	72.00	72.00	72.24	72.44	72.93	72.93	73.11	73.10	71.13
7	73.70	73.53	73.35	73.33	73.28	73.38	73.68	73.94	74.66	73.50	74.10	72.06
8	74.10	73.66	73.36	73.26	73.26	73.31	73.31	73.41	73.49	73.49	73.47	73.56
9	72.24	71.72	71.62	71.42	71.22	71.22	71.42	71.71	71.67	71.74	71.52	71.18
10	70.70	70.09	70.09	70.09	70.09	70.09	70.25	70.64	70.52	70.78	70.65	70.52
11	70.09	70.09	70.09	70.89	70.89	70.94	71.23	71.43	71.60	71.67	71.60	71.65
12	72.49	72.44	72.19	72.14	72.19	72.24	72.44	72.75	72.94	73.12	73.09	72.89
13	73.51	73.51	73.26	73.26	73.26	73.46	73.56	73.83	74.09	74.06	74.14	74.12
14	74.00	73.73	73.73	73.73	73.73	73.73	74.04	74.31	74.54	74.42	74.42	74.36
15	73.40	73.31	73.21	73.01	73.01	72.86	73.25	73.39	73.69	73.69	73.56	73.23
16	72.94	72.78	72.73	72.68	72.63	72.58	72.91	73.21	73.48	73.55	73.54	73.41
17						73.48	73.59	73.79	73.87	73.97	73.94	73.64
18						72.89	73.10	73.48	73.58	73.47	73.34	73.21
19	73.45	73.45	73.45	73.45	73.55	73.63	73.72	73.99	74.18	74.32	74.30	74.40
20	74.17	74.14	74.14	74.14	74.19	74.59	74.97	75.44	75.48	75.50	75.16	75.00
21	74.94	74.91	74.94	74.91	74.91	74.31	74.36	74.81	75.09	75.44	75.32	75.40
22	74.55	74.17	74.15	74.15	74.16	74.17	74.46	74.74	74.72	74.69	74.54	74.13
23	74.41	73.95	73.85	73.85	73.85	73.85	73.85	73.98	74.16	74.20	74.16	74.13
24	73.61	73.10	73.00	72.80	72.53	72.44	72.75	72.95	73.24	73.12	73.01	73.01
25	73.15	73.05	73.05	73.05	73.05	73.25	73.45	73.84	73.83	74.02	74.01	73.76
26	74.48	73.80	73.65	73.63	73.75	73.85	74.15	74.31	74.49	74.44	74.31	74.06
27	73.05	73.62	73.72	72.62	72.42	72.92	72.60	73.15	73.32	73.27	73.16	72.73
28	72.02	72.08	72.08	72.08	72.08	72.08	71.84	71.90	71.87	72.14	72.21	72.19
29	72.11	71.70	71.70	71.70	71.70	71.70	71.60	71.66	71.91	72.18	72.28	72.19
30	72.12	72.00	72.00	72.00	72.00	72.10	72.23	72.46	72.71	72.87	72.67	72.35
31	72.85	72.52	72.52	72.57	72.57	72.77	72.88	73.18	73.46	73.52	73.50	73.35
平均 Mean	72.83	72.64	72.61	72.56	72.54	72.62	72.88	73.08	73.24	73.30	73.19	72.96

七月逐日各時氣壓 (mm)

day, in the Month of July, 1933. (mm)													To the Mean
13	14	15	16	17	18	19	20	21	22	23	24		
72.36	72.03	71.71	71.48	71.41	71.63	71.76	72.27	72.49	72.55	72.60	72.60	72.11	
71.07	71.65	71.85	70.94	71.03	70.95	71.58	71.40	72.13	72.40	72.50	72.45	72.12	
71.58	71.25	70.93	70.72	70.72	70.74	70.95	71.18	71.45	71.67	71.75	71.76	71.77	
70.36	70.15	70.83	70.63	69.72	69.74	70.55	70.15	70.36	70.53	70.53	70.48	70.71	
70.99	70.91	70.91	70.81	70.62	71.03	71.35	71.75	71.90	72.00	72.15	72.05	70.91	
73.01	72.76	72.52	72.32	72.31	72.40	72.52	73.23	73.61	73.91	73.91	73.91	72.68	
73.62	73.21	72.90	72.90	72.86	73.09	73.81	74.23	74.23	74.23	74.23	74.23	73.67	
72.94	72.73	72.32	72.02	71.70	71.70	71.73	71.94	72.34	72.54	72.49	72.29	72.84	
70.76	70.63	70.19	69.68	69.36	69.44	69.73	69.96	70.46	70.66	70.71	70.76	70.84	
70.19	69.95	70.70	69.59	69.62	69.75	70.07	70.30	69.84	70.04	70.09	70.09	70.17	
71.44	71.32	70.91	70.66	70.57	70.86	71.57	71.79	72.25	72.45	72.55	72.55	71.34	
72.73	72.00	72.16	72.15	72.16	72.17	72.70	72.95	73.46	73.51	73.51	73.56	72.67	
73.80	73.38	73.25	73.14	73.13	73.23	73.27	73.69	74.02	74.02	74.02	74.02	73.62	
74.17	73.50	73.30	73.07	72.63	72.97	73.43	73.56	73.79	73.80	73.80	73.80	73.78	
72.84	72.33	72.14	72.03	71.65	71.92	72.14	72.56	72.99	73.04	73.04	72.99	72.89	
73.31	73.20	72.70	72.63	72.63	72.85	73.08	73.29	73.62	73.62	73.62	73.62	73.12	
73.41	73.22	73.02	72.70	72.48	72.58	72.58	72.92	73.23	73.23	73.23	73.23	73.27	
72.86	72.45	72.11	71.65	71.76	72.15	72.27	72.91	73.60	73.60	73.60	73.60	72.92	
74.09	74.06	73.34	73.23	73.22	73.31	73.35	73.86	74.17	74.17	74.17	74.17	73.79	
74.71	74.17	73.92	73.58	73.44	73.52	74.09	74.30	74.79	74.89	74.94	74.94	74.51	
74.58	74.20	73.78	73.66	73.56	73.57	73.66	74.17	74.40	74.80	74.55	74.55	74.55	
74.11	73.84	73.66	73.49	73.39	73.47	73.69	74.01	74.51	74.61	74.61	74.61	74.19	
73.25	72.85	72.75	72.57	72.63	72.73	73.34	73.34	73.56	73.81	73.86	73.91	73.61	
72.80	72.47	72.55	72.42	72.33	72.34	72.74	72.94	73.05	73.15	73.20	73.20	72.67	
73.64	73.19	72.90	72.58	72.57	72.67	72.90	73.73	74.15	74.10	74.49	74.49	73.46	
73.72	73.30	72.75	72.44	72.12	72.21	72.31	73.00	73.40	73.44	73.45	73.25	73.52	
72.43	71.69	71.24	70.99	71.20	71.44	71.49	71.91	72.32	72.17	72.12	72.02	72.49	
71.46	70.85	70.29	70.25	70.15	70.77	70.92	71.15	71.66	72.06	72.11	72.11	71.59	
71.74	71.39	71.95	70.83	70.53	70.53	70.70	71.40	71.82	72.11	72.17	72.17	71.63	
72.12	71.61	71.28	71.06	71.11	71.05	71.60	72.14	72.57	72.80	72.85	72.85	72.10	
73.14	72.71	72.47	72.27	72.16	72.16	72.48	73.08	73.70	73.90	74.09	74.09	73.00	
72.71	72.35	72.09	71.85	71.77	71.89	72.18	72.54	72.90	73.01	73.06	73.04	72.66	

中華民國二十七年

Air Temperature of every hour of day.												
時日 D.	1	2	3	4	5	6	7	8	9	10	11	12
1	16.4	15.7	15.1	15.3	15.4	14.5	14.4	14.6	14.8	15.2	16.4	17.4
2	15.7	15.7	15.4	15.4	15.3	15.3	15.4	15.4	16.3	17.6	16.0	17.2
3	16.1	15.9	15.9	16.0	15.7	15.8	15.8	16.0	15.8	17.2	18.5	20.2
4	15.8	15.6	15.6	15.6	15.6	15.6	15.7	15.9	16.0	17.1	16.0	15.9
5	16.3	16.1	16.1	15.0	15.8	15.7	15.9	16.2	14.4	15.7	13.6	15.6
6	12.7	12.7	12.7	12.8	12.8	12.6	12.9	13.2	13.4	14.1	15.2	16.2
7	15.1	15.0	15.0	15.0	14.8	14.7	14.8	15.8	16.5	18.6	16.5	18.1
8	15.8	15.8	15.8	15.6	15.1	14.9	14.9	15.3	15.7	16.0	16.4	17.1
9	15.5	15.4	15.2	15.0	15.0	14.9	15.3	15.8	16.6	18.0	18.5	19.7
10	17.0	16.5	16.4	16.5	15.6	15.6	16.9	17.1	18.2	19.4	20.5	22.7
11	16.3	16.2	15.8	15.7	15.7	15.6	15.9	16.7	17.5	17.1	17.2	17.8
12	14.6	14.6	14.5	14.5	14.4	14.4	15.0	15.0	15.8	16.9	17.3	18.2
13	14.6	14.5	14.4	14.4	14.1	14.1	15.1	15.9	16.4	17.3	17.7	18.4
14	14.9	14.9	14.9	14.9	14.5	14.5	15.2	16.0	16.2	16.5	16.1	18.6
15	13.0	13.0	12.9	13.0	13.1	13.2	14.2	15.7	17.0	17.8	18.6	18.8
16	13.5	13.5	13.4	13.1	13.0	12.9	12.8	13.4	13.7	13.9	14.2	14.9
17	12.1	12.0	11.9	11.8	11.5	11.6	11.9	12.2	12.8	13.2	13.3	13.8
18	13.3	13.2	13.1	13.0	13.1	13.2	13.4	13.5	13.5	14.7	16.2	16.8
19	13.9	13.8	13.7	13.6	13.7	13.7	14.2	15.0	15.5	17.2	16.0	17.6
20	14.1	13.9	13.4	13.1	12.6	12.6	13.0	14.1	16.1	16.8	17.9	18.2
21	14.9	14.8	14.8	14.4	14.2	14.1	15.0	15.3	16.7	17.6	18.6	18.7
22	15.0	14.9	14.4	14.1	13.9	14.1	14.5	15.3	15.4	17.0	17.4	16.6
23						12.9	13.2	14.6	15.2	16.0	17.6	17.0
24	14.2	14.3	14.0	13.8	13.7	13.7	13.9	14.4	14.9	15.2	13.3	14.6
25	13.7	13.8	13.6	13.6	13.6	13.7	14.1	14.8	15.7	14.6	15.9	17.6
26	14.9	13.7	13.8	13.7	13.1	13.3	13.8	14.7	15.9	18.0	18.8	20.0
27	15.7	15.5	15.3	15.2	14.8	14.8	14.6	15.9	17.5	18.1	20.1	19.6
28	15.4	15.1	15.1	15.0	14.7	14.8	15.3	16.6	17.7	19.1	20.4	22.1
29	15.3	15.0	15.0	14.9	14.6	14.0	15.3	18.4	20.0	20.5	21.0	22.3
30	15.7	15.3	15.0	15.0	14.7	14.8	15.4	18.6	19.8	19.4	19.8	21.5
31	15.2	15.1	14.6	14.8	14.7	14.2	14.0	14.9	15.8	16.5	18.8	19.3
平均 Mean	14.9	14.7	14.6	14.5	14.3	14.2	14.6	15.4	16.0	16.8	17.2	18.1

七月逐日各時氣溫 (°C)

in the Month of July, 1938. (°C)													平均 Mean
13	14	15	16	17	18	19	20	21	22	23	24		
18.3	19.6	18.9	16.0	16.3	15.8	15.7	15.8	16.0	16.1	16.1	16.0	16.1	16.1
19.3	18.0	16.8	13.1	18.2	15.9	18.5	16.6	16.4	16.3	16.4	16.2	16.5	16.5
20.7	20.0	18.8	18.2	17.1	17.3	16.7	16.5	16.9	16.6	16.2	13.9	17.1	17.1
16.0	16.4	17.0	17.2	16.9	16.6	16.1	16.4	16.3	16.4	16.4	16.4	16.2	16.2
13.8	13.8	14.0	14.1	13.9	13.5	13.0	12.9	12.9	12.8	12.7	12.7	14.3	14.3
15.8	17.3	17.2	16.2	16.7	16.5	15.6	15.7	16.1	15.7	15.4	15.3	14.8	14.8
17.1	18.9	18.1	16.8	17.5	17.7	17.3	16.7	16.4	16.2	16.9	15.8	16.4	16.4
16.4	16.9	17.5	17.5	16.7	16.6	16.2	15.9	15.8	15.8	15.5	15.6	15.6	15.6
20.9	21.5	21.9	21.9	21.7	20.5	19.9	19.3	19.0	18.7	18.0	17.7	18.2	18.2
21.7	22.6	22.2	19.8	17.6	18.2	18.0	17.7	17.7	16.8	16.9	16.5	18.2	18.2
18.6	17.6	16.6	16.9	16.6	16.9	16.5	15.9	15.6	15.2	15.0	14.8	16.4	16.4
18.7	18.8	19.6	19.6	18.1	16.7	15.7	15.1	14.9	14.7	14.6	14.7	16.1	16.1
19.5	20.1	22.2	12.6	19.0	17.7	16.8	16.2	15.5	15.4	15.4	15.1	16.6	16.6
19.4	14.5	17.5	16.0	13.2	12.9	12.9	13.1	13.4	13.3	13.4	13.4	15.0	15.0
17.8	15.5	16.5	16.9	14.3	13.9	13.8	14.1	14.1	13.9	13.5	13.8	14.9	14.9
14.2	14.4	13.5	13.4	13.4	13.2	13.4	12.8	12.4	12.3	12.2	12.2	13.3	13.3
14.7	11.7	15.3	15.9	15.5	14.6	14.3	14.1	13.8	13.5	13.5	13.4	13.4	13.4
17.6	19.3	19.4	18.7	17.8	16.7	15.3	14.7	14.8	14.6	14.6	14.3	15.1	15.1
18.2	18.9	18.4	19.2	19.9	17.2	16.6	16.5	15.9	15.2	15.0	14.8	16.0	16.0
19.4	19.8	20.2	19.5	19.5	19.6	17.4	16.5	16.3	15.9	15.2	15.0	16.3	16.3
19.4	19.2	21.0	19.6	19.8	18.9	17.3	16.8	16.4	16.2	15.9	15.4	16.9	16.9
15.0	15.2	14.5	15.4	15.6	15.8	15.0	14.7	14.8	14.7	14.8	14.8	15.2	15.2
15.5	14.8	15.8	14.0	14.5	14.4	14.2	14.3	14.5	14.6	14.5	14.3	14.8	14.8
14.5	15.2	16.5	16.6	16.2	15.4	15.3	14.8	14.5	14.0	13.9	14.0	14.6	14.6
18.1	17.7	17.2	16.8	17.2	17.2	16.7	15.8	15.9	14.9	14.9	13.6	15.3	15.3
19.6	16.7	19.1	20.4	20.4	19.9	18.2	17.7	17.4	17.0	16.7	16.3	16.9	16.9
21.8	23.2	22.3	20.1	18.7	17.6	16.5	16.5	16.5	16.6	16.1	15.9	17.5	17.5
22.3	23.9	23.9	19.6	16.8	16.7	15.4	15.9	15.8	15.9	15.0	14.9	17.7	17.7
21.9	19.2	19.7	20.8	18.6	17.6	17.1	16.9	17.6	17.5	16.1	15.8	17.7	17.7
20.8	20.4	21.1	20.9	20.9	17.5	16.7	16.3	16.4	16.4	15.4	15.2	17.6	17.6
20.1	20.7	19.8	19.9	19.1	18.2	17.8	17.7	17.5	17.1	16.1	15.9	17.9	17.9
18.3	18.3	18.1	17.9	17.4	16.7	16.1	15.8	15.7	15.5	15.2	15.1	16.1	16.1

中華民國二十七年

Earth Temperature on the Surface of

日 D.	6	7	8	9	10	11	12	13
1	14.4	14.5	14.6	15.2	16.1	17.7	19.3	20.8
2	13.4	13.4	13.4	13.7	14.2	16.2	17.8	22.8
3	13.6	13.6	16.1	16.0	18.2	19.2	23.2	22.8
4	13.3	13.7	16.4	16.1	18.2	16.1	16.9	16.2
5	13.0	16.0	16.9	14.3	13.6	13.6	13.6	13.8
6	12.8	12.9	13.2	13.6	14.5	15.5	17.9	16.5
7	14.5	14.9	14.9	18.8	21.3	16.7	19.4	16.9
8	14.9	14.9	13.3	15.0	16.4	16.7	18.6	16.3
9	14.9	15.4	17.4	19.3	21.4	21.3	24.5	24.7
10	15.4	16.7	17.7	22.4	21.4	22.3	26.2	23.7
11	15.3	16.0	17.1	18.8	17.3	16.4	17.9	18.9
12	14.4	15.5	13.1	13.9	13.3	18.3	18.9	20.1
13	14.0	16.3	17.3	18.7	19.1	19.3	18.9	20.5
14	14.3	15.4	17.4	16.9	16.9	17.2	20.9	21.2
15	13.0	15.1	18.8	19.2	19.9	21.4	19.7	18.6
16	12.7	12.8	13.5	14.1	14.3	14.3	14.2	14.4
17	11.5	12.0	12.3	13.1	13.2	13.2	13.7	14.9
18	13.2	13.3	13.4	13.6	15.0	17.8	18.3	17.6
19	13.4	14.6	16.4	17.7	19.7	15.4	18.6	19.2
20	12.4	13.2	17.9	19.6	20.6	22.1	23.5	22.7
21	14.9	16.4	16.4	18.4	19.4	20.8	20.2	20.7
22	13.7	14.1	16.4	16.3	18.5	19.2	16.8	15.5
23	12.8	12.8	17.2	19.8	17.7	21.6	18.8	15.7
24	14.8	13.8	14.5	15.6	16.1	13.9	14.8	14.8
25	13.7	14.3	17.1	17.9	14.6	16.7	17.5	21.2
26	13.3	13.8	15.3	17.5	21.9	22.9	24.2	20.3
27	14.3	15.1	18.6	19.5	23.1	22.2	21.9	26.3
28	14.8	18.9	22.0	20.1	22.3	26.2	25.9	26.1
29	13.4	18.8	20.6	23.3	23.5	24.6	25.5	25.4
30	14.8	15.2	29.5	23.4	21.4	22.1	25.2	22.4
31	14.0	14.1	15.1	16.0	17.6	20.8	22.0	23.6
平均 Mean	14.1	15.0	16.6	17.4	18.5	18.8	19.8	19.8

七月逐日地面溫度(°C)

every day, in the Month of July, 1936. (°C)								平均 Mean
14	15	16	17	18	19	20	21	
23.9	21.2	15.7	16.1	15.0	15.6	15.5	14.5	16.9
19.0	16.3	17.8	17.5	15.4	15.6	16.0	15.6	17.1
20.5	18.0	17.8	17.9	15.4	16.4	16.2	16.6	17.9
16.5	17.3	18.0	17.2	16.6	16.0	16.5	16.2	16.5
13.8	14.0	14.2	14.0	13.4	12.8	12.8	12.8	14.1
20.5	18.4	15.3	17.3	16.5	15.3	15.4	16.0	15.8
20.1	17.4	16.7	17.0	17.0	16.4	15.7	15.6	17.3
16.9	17.1	17.5	16.4	16.2	15.5	15.4	15.3	16.2
25.3	27.2	25.1	22.3	20.2	18.9	18.5	18.4	21.0
25.4	25.5	20.7	17.4	18.2	17.6	17.3	17.1	20.3
18.1	15.6	15.5	15.5	15.8	16.1	15.5	15.3	16.7
19.8	20.5	20.3	17.9	16.4	15.2	14.9	14.5	17.3
22.0	21.4	20.0	19.0	17.5	16.4	15.7	15.1	18.2
14.0	16.7	15.3	13.7	13.0	12.7	12.3	13.1	15.7
14.6	16.7	17.6	13.5	12.9	12.9	13.7	14.2	16.4
14.8	13.1	13.4	13.4	13.2	13.2	12.7	12.2	13.5
15.2	16.0	16.9	15.6	14.6	14.0	13.9	13.2	14.0
21.7	21.6	21.2	22.8	17.4	15.0	14.6	14.6	17.2
20.6	13.7	20.3	20.2	17.2	16.0	15.7	15.2	17.4
24.4	25.0	20.9	19.8	19.0	16.8	15.9	15.4	19.3
20.6	23.5	21.1	20.4	18.6	16.7	16.3	15.9	18.7
14.1	13.6	14.2	15.6	15.3	14.2	14.3	14.0	15.4
14.6	15.4	13.7	14.6	14.3	13.7	13.6	13.9	15.6
16.9	18.6	17.4	16.4	15.6	15.0	14.5	14.2	15.4
18.4	18.1	17.0	19.3	17.7	16.9	15.2	15.1	16.9
20.4	22.0	26.7	21.5	18.6	17.3	16.8	16.5	19.3
29.4	23.6	21.3	19.1	17.5	15.6	16.0	16.0	20.1
28.3	28.9	20.6	17.5	15.9	15.1	15.4	15.1	20.8
21.8	24.9	25.6	19.9	17.6	16.6	16.2	17.0	20.8
22.4	25.1	23.8	20.3	15.6	14.5	15.0	13.4	19.8
23.8	21.0	22.4	19.3	17.8	17.3	17.1	16.5	18.7
20.0	19.8	18.9	17.7	16.5	15.5	15.3	15.2	17.4

中華民國二十七年七月逐日地內溫度 (°C)

Earth Temperature of every day, in the Month of July, 1938. (°C)

日期 Date	深度 Depth							
	0 cm	5 cm	10 cm	20 cm	25 cm	50 cm	75 cm	100 cm
1	19.3	18.7	18.5	18.5	18.5	18.2	17.4	16.7
2	18.8	18.7	18.4	18.5	18.4	18.1	17.6	16.7
3	20.3	19.4	18.8	18.3	18.4	18.1	17.6	16.9
4	17.7	17.9	18.1	18.4	18.4	18.1	17.6	17.0
5	15.5	16.0	16.6	17.5	18.3	18.2	17.6	17.0
6	16.9	16.3	16.2	16.6	17.9	18.0	17.6	17.0
7	19.1	18.3	18.0	17.5	17.6	17.7	17.6	17.1
8	17.4	17.4	17.5	17.7	17.7	17.6	17.5	17.0
9	21.6	20.1	19.3	18.1	17.7	17.6	17.4	17.9
10	22.0	21.0	20.2	19.0	18.0	17.7	17.4	17.0
11	18.5	18.6	18.7	18.8	18.2	17.8	17.4	17.0
12	17.7	17.7	17.8	18.0	18.2	17.9	17.4	17.0
13	18.3	17.9	17.8	17.8	18.0	17.9	17.5	17.0
14	17.3	17.6	17.7	17.7	18.0	17.8	17.5	17.0
15	17.7	17.4	17.3	17.3	17.8	17.8	17.4	17.0
16	15.3	15.5	15.9	16.8	17.7	17.7	17.4	17.0
17	14.8	15.1	15.3	16.1	17.7	17.5	17.4	17.0
18	16.2	16.2	16.0	15.9	17.0	17.3	17.3	17.0
19	17.2	16.9	16.8	16.5	17.0	17.2	17.2	17.0
20	20.9	19.3	18.2	17.1	17.1	17.1	17.1	16.9
21	18.7	18.3	18.0	17.7	17.3	17.2	17.1	16.9
22	17.3	17.3	17.3	17.3	17.5	17.3	17.1	16.9
23	17.5	17.3	17.2	17.1	17.3	17.4	17.1	16.9
24	16.5	16.5	16.7	16.9	17.4	17.3	17.1	16.8
25	18.9	17.7	17.3	17.0	17.3	17.3	17.1	16.8
26	20.5	19.4	18.5	17.5	17.3	17.3	17.1	16.8
27	21.7	20.3	19.3	18.2	17.6	17.3	17.1	16.8
28	22.9	21.1	20.1	18.8	18.0	17.5	17.1	16.8
29	22.7	21.3	20.3	19.2	18.2	17.7	17.2	16.8
30	21.9	20.9	20.3	19.4	18.5	17.9	17.3	16.9
31	20.0	19.7	19.5	19.3	18.6	18.1	17.4	16.9
平均 Mean	18.8	16.3	18.0	17.8	17.8	17.7	17.3	16.9

中華民國二十七年七月逐日雲量

Cloud Amount of every day, in the Month of July, 1938.

日 D.	時 H.	Cloud Amount																				日 Mean
		6	7	8	9	10	11	12	13	14	15	16	17	18	19	20	21					
1		10.0	10.0	10.0	10.0	10.0	10.0	9.8	9.5	9.0	9.8	10.0	10.0	9.5	9.5	8.0	4.5	9.4				
2		10.0	10.0	10.0	10.0	10.0	10.0	10.0	9.5	9.0	9.0	9.5	8.0	10.0	9.0	9.0	10.0	9.8				
3		10.0	10.0	10.0	10.0	10.0	10.0	10.0	10.0	9.0	9.0	10.0	10.0	10.0	9.0	9.8	9.8	10.0				
4		10.0	10.0	10.0	9.9	9.9	10.0	10.0	10.0	9.0	9.0	10.0	10.0	10.0	10.0	10.0	10.0	10.0				
5		10.0	10.0	10.0	10.0	10.0	10.0	10.0	10.0	10.0	10.0	10.0	10.0	10.0	9.0	10.0	10.0	10.0				
6		10.0	10.0	10.0	10.0	10.0	10.0	10.0	10.0	10.0	9.8	10.0	10.0	9.8	9.9	10.0	10.0	10.0				
7		9.0	10.0	10.0	9.9	9.7	9.5	9.8	9.8	8.5	9.5	9.5	9.2	10.0	10.0	10.0	10.0	9.7				
8		10.0	10.0	10.0	10.0	10.0	10.0	10.0	10.0	9.0	10.0	10.0	10.0	10.0	9.8	10.0	9.8	9.6				
9		8.5	10.0	10.0	10.0	10.0	10.0	6.5	6.5	6.5	6.0	6.5	7.0	7.0	6.5	6.5	7.5	7.8				
10		7.5	8.0	9.5	9.5	8.5	8.0	8.5	7.0	7.0	7.5	8.3	9.0	9.5	9.5	10.0	10.0	8.6				
11		10.0	10.0	10.0	10.0	9.5	10.0	10.0	10.0	9.0	10.0	10.0	10.0	10.0	10.0	10.0	10.0	10.0				
12		10.0	10.0	10.0	10.0	10.0	10.0	10.0	10.0	9.0	10.0	9.5	9.5	10.0	10.0	10.0	10.0	9.9				
13		10.0	9.5	9.5	9.5	9.5	9.8	9.0	9.8	9.8	9.7	9.8	9.9	10.0	10.0	10.0	10.0	9.8				
14		9.5	10.0	9.6	9.0	9.3	9.8	9.8	10.0	10.0	9.8	10.0	10.0	10.0	10.0	10.0	9.5	9.8				
15		9.8	9.5	8.5	8.5	9.0	8.5	8.8	9.5	9.8	10.0	10.0	10.0	10.0	10.0	10.0	10.0	9.5				
16		10.0	10.0	10.0	10.0	10.0	10.0	10.0	10.0	10.0	10.0	10.0	10.0	10.0	10.0	10.0	10.0	10.0				
17		10.0	10.0	10.0	10.0	10.0	10.0	10.0	10.0	10.0	10.0	10.0	9.8	9.9	9.9	10.0	10.0	10.0				
18		10.0	10.0	10.0	10.0	10.0	10.0	10.0	10.0	9.8	9.5	9.0	9.0	9.5	9.8	10.0	9.0	9.5				
19		10.0	9.0	10.0	9.9	10.0	10.0	10.0	10.0	9.0	9.5	9.3	9.5	9.5	9.0	8.0	6.5	9.3				
20		9.8	10.0	8.0	8.0	7.0	7.0	7.0	7.0	7.5	7.5	8.5	8.5	9.0	9.0	7.0	5.0	7.9				
21		9.8	9.8	9.8	10.0	9.6	9.5	9.8	9.5	9.0	9.5	10.0	10.0	8.5	10.0	8.0	7.0	9.4				
22		9.8	10.0	9.8	9.0	10.0	10.0	10.0	10.0	10.0	10.0	10.0	10.0	10.0	10.0	10.0	10.0	9.7				
23		10.0	10.0	10.0	10.0	9.5	9.5	10.0	10.0	9.8	10.0	10.0	10.0	10.0	10.0	8.5	9.0	9.8				
24		10.0	10.0	10.0	10.0	10.0	10.0	10.0	10.0	10.0	10.0	10.0	9.6	10.0	10.0	10.0	8.5	9.5				
25		10.0	10.0	9.8	10.0	10.0	9.8	9.8	9.8	9.8	9.8	9.5	9.8	9.8	9.0	7.5	7.0	9.5				
26		9.8	9.8	9.5	8.5	8.0	7.0	8.0	9.0	9.5	9.0	8.8	8.0	8.0	8.0	6.0	3.5	8.2				
27		7.0	6.0	8.5	8.6	8.0	8.0	7.0	7.0	8.5	8.5	10.0	10.0	10.0	10.0	9.5	9.0	8.5				
28		10.0	8.5	7.0	8.0	8.0	6.0	5.0	5.0	6.0	5.0	10.0	10.0	10.0	10.0	8.5	8.0	8.0				
29		8.5	6.0	6.0	5.5	4.5	5.0	6.5	8.5	9.0	7.0	7.0	9.0	9.0	7.5	8.0	7.0	6.9				
30		8.0	7.5	7.0	8.5	9.0	9.0	9.0	9.8	9.5	7.5	9.0	9.8	9.5	10.0	10.0	9.5	8.9				
31		10.0	10.0	10.0	10.0	10.0	9.8	9.5	9.8	8.5	9.0	8.0	8.0	7.5	7.0	6.0	4.5	8.6				
平均 Mean		9.4	9.5	9.4	9.4	9.3	9.2	9.2	9.2	9.2	9.3	9.4	9.5	9.6	9.5	8.9	8.4	9.3				

中華民國二十七年

Absolute Humidity at every hour of day.												
時日 H D.	1	2	3	4	5	6	7	8	9	10	11	12
1	13.62	13.14	12.52	12.68	12.77	12.27	12.31	12.47	12.51	12.96	13.74	13.74
2	13.02	13.14	12.88	12.77	12.80	12.92	13.13	12.88	13.03	14.03	13.39	14.21
3	13.60	13.43	13.56	13.64	13.39	13.47	13.47	12.64	13.47	14.73	15.16	14.77
4	12.86	12.94	13.05	13.18	13.05	13.18	13.26	13.56	13.52	13.99	13.64	13.56
5	13.41	13.36	13.36	13.40	13.35	13.39	13.43	13.82	12.51	11.77	11.69	11.69
6	10.91	11.02	11.02	11.10	11.10	11.10	11.17	11.39	11.54	12.07	12.84	13.20
7	12.63	12.79	12.67	12.67	12.51	12.20	12.39	12.86	12.83	14.06	13.45	13.99
8	12.48	12.36	12.36	12.32	12.40	12.71	12.71	13.03	13.26	13.28	13.62	13.60
9	12.97	13.01	12.84	12.67	12.67	12.71	13.05	13.22	13.54	14.42	14.23	14.57
10	13.31	13.45	13.49	13.45	13.16	13.18	13.94	14.06	14.48	14.02	14.26	15.20
11	13.41	13.45	13.22	13.26	13.26	13.30	13.31	13.49	13.83	14.37	13.69	14.37
12	12.12	12.35	12.39	12.27	12.07	12.19	12.44	12.55	12.72	12.68	13.02	12.92
13	12.00	12.04	11.84	11.84	11.73	11.62	11.92	12.21	12.14	12.28	12.49	12.46
14	12.12	11.99	12.12	12.12	12.27	12.27	12.48	13.03	13.45	12.83	12.98	13.28
15	10.58	10.58	10.62	10.80	10.87	11.06	11.69	12.05	13.01	13.07	12.44	12.30
16	10.39	10.39	10.42	10.43	10.13	10.17	10.55	10.53	11.32	11.47	11.46	11.99
17	10.59	10.52	10.35	10.39	10.19	10.25	10.45	10.66	11.19	11.28	11.35	11.61
18	11.02	11.16	11.20	11.24	11.09	11.16	11.21	11.50	11.50	12.31	12.82	12.59
19	11.35	11.28	11.09	11.01	10.86	10.97	11.46	11.72	12.00	12.31	12.40	12.53
20	11.39	11.24	10.87	11.20	10.63	10.63	10.80	10.71	11.53	10.90	11.19	11.68
21	11.99	12.04	11.91	11.96	11.69	11.73	12.07	12.22	12.88	12.53	12.13	11.73
22	11.72	11.64	11.73	11.62	11.69	11.73	12.04	12.56	12.64	12.76	13.23	13.67
23	12.15	12.11	11.99	11.84	11.77	11.77	11.80	12.31	12.47	12.71	11.84	12.89
24	11.77	11.73	11.58	11.69	11.46	11.65	11.95	12.16	12.90	12.12	12.94	12.35
25												13.29
26	12.12	11.54	11.61	11.77	11.32	11.47	11.84	12.55	13.31	13.52	13.59	14.32
27	12.40	12.24	12.22	12.23	12.16	12.16	12.47	12.94	13.45	13.21	14.26	13.80
28	12.52	12.52	12.52	12.44	11.63	12.39	12.08	13.16	14.01	14.40	14.70	14.87
29	11.49	11.60	11.27	11.19	11.20	11.66	11.92	12.97	14.45	13.05	12.61	12.96
30	12.77	12.80	12.55	12.32	12.20	12.28	12.39	14.33	14.26	13.88	13.72	13.86
31	12.95	12.40	12.51	12.39	12.43	12.03	11.99	12.59	13.35	13.45	13.59	13.79
年 Mean	12.20	12.14	12.06	12.06	11.94	11.96	12.16	12.56	12.88	13.00	13.06	13.28

七月逐日各時絕對濕度 (mm)

in the Month of July, 1935. (mm)												
13	14	15	16	17	18	19	20	21	22	23	24	平均 Mean
14.44	15.15	13.91	13.15	13.65	13.35	13.26	13.35	12.29	12.98	13.11	13.03	13.18
15.14	14.42	13.58	13.21	13.56	13.31	13.20	13.60	13.49	13.53	13.63	13.45	13.46
15.70	14.32	14.91	14.34	12.85	13.65	13.76	13.58	13.42	13.54	13.62	12.81	13.84
13.61	12.87	14.28	14.73	13.68	14.18	13.24	12.74	13.28	13.25	13.23	13.23	13.46
11.84	11.84	11.99	12.07	11.92	11.62	11.24	11.17	11.17	10.87	10.91	10.91	12.19
13.75	14.17	13.94	13.69	14.01	13.58	12.94	13.39	13.73	13.26	12.66	12.68	12.50
13.73	15.01	14.12	13.98	13.93	14.01	13.79	13.25	13.37	13.06	12.65	12.72	13.28
13.74	14.32	14.21	14.64	13.89	13.67	13.39	13.19	13.11	13.11	13.09	13.18	13.23
16.19	14.41	13.58	11.89	11.96	12.94	11.53	11.67	13.26	13.24	13.38	13.37	13.19
13.79	14.34	14.14	12.94	13.80	12.16	13.12	12.13	12.74	13.08	13.28	13.28	13.55
14.72	12.99	12.91	13.03	13.40	13.67	13.71	13.19	12.81	12.23	12.32	12.28	13.34
12.86	12.95	11.68	13.15	12.21	13.00	12.90	11.68	12.24	12.20	12.12	12.08	12.45
12.11	12.82	12.91	12.24	13.13	12.12	11.97	11.83	10.95	11.35	11.81	11.92	11.92
13.49	11.69	13.58	12.65	11.69	11.17	11.05	10.65	19.20	19.13	19.09	13.20	11.98
12.45	11.53	12.95	13.17	11.19	10.89	11.03	11.28	11.27	10.68	10.60	10.38	11.52
11.59	12.31	11.35	11.54	11.54	11.39	11.54	11.19	19.81	10.74	10.66	13.66	11.02
11.72	11.27	11.38	11.61	11.53	11.30	11.19	11.28	11.39	11.17	11.17	19.98	11.01
12.14	12.63	12.59	12.86	12.58	12.63	12.08	11.83	11.91	11.75	11.43	11.31	11.86
12.79	12.51	12.22	11.79	11.88	11.03	11.11	11.81	11.61	11.76	11.69	11.68	11.70
11.58	12.05	11.72	12.16	12.16	11.68	11.11	11.62	12.05	12.09	12.12	12.07	11.47
12.07	12.65	12.81	11.75	11.56	11.49	11.67	11.74	11.42	11.49	11.37	11.52	11.91
11.61	11.65	11.23	11.55	12.81	12.72	11.94	11.72	11.68	11.72	11.35	11.68	12.02
12.83	12.16	12.98	11.76	12.27	12.07	11.57	11.65	11.92	12.00	12.15	12.11	13.13
12.39	12.60	13.08	12.57	12.79	12.52	12.31	12.28	12.27	11.99	11.92	11.99	11.24
12.71	12.62	12.82	13.58	12.82	13.69	11.84	12.13	11.25	11.31	12.08	12.98	12.24
13.27	13.75	13.22	13.09	13.36	12.65	11.08	12.49	12.24	12.51	12.39	12.29	12.55
13.88	14.29	14.65	13.75	12.72	12.77	12.59	12.22	12.94	12.42	12.98	12.57	12.97
13.36	11.45	12.91	12.93	11.74	13.25	12.52	11.74	11.85	12.37	12.29	11.88	12.80
13.45	13.31	11.44	12.81	13.28	11.55	12.47	11.84	11.79	13.58	13.24	14.11	12.61
14.01	11.03	13.45	13.70	13.03	12.94	12.91	12.54	11.23	13.67	13.13	12.95	13.14
13.74	13.19	12.56	13.99	12.20	11.80	13.71	11.27	11.83	12.47	12.01	11.97	12.67
11.26	13.20	13.09	12.91	12.68	12.31	12.27	12.14	12.84	12.25	12.21	12.14	12.51

中華民國二十七年

		Relative Humidity at every hour of day.											
H. D.	RH	Relative Humidity at every hour of day.											
		1	2	3	4	5	6	7	8	9	10	11	12
1	97.3	98.2	97.2	97.2	97.3	99.0	100.0	100.0	99.0	100.0	98.1	92.2	
2	97.3	98.2	98.1	97.3	98.2	99.1	100.0	98.1	93.7	93.0	93.2	94.5	
3	99.1	99.0	100.0	100.0	100.0	100.0	100.0	100.0	100.0	100.0	94.2	93.1	
4	95.5	97.3	98.1	99.1	98.1	99.1	99.0	100.0	99.1	95.6	100.0	100.0	
5	96.4	97.3	97.3	98.2	99.1	100.0	99.0	100.0	100.0	100.0	100.0	100.0	
6	99.0	100.0	100.0	100.0	100.0	100.0	100.0	100.0	100.0	100.0	99.1	95.5	
7	98.1	100.0	99.1	99.1	99.1	97.2	98.1	95.5	91.1	87.4	85.5	89.7	
8	92.7	91.8	91.8	92.6	96.3	100.0	100.0	100.0	99.1	97.4	97.3	92.9	
9	98.2	99.1	99.1	99.1	99.1	100.0	100.0	98.1	95.6	93.1	89.3	84.6	
10	92.9	95.5	96.4	95.5	99.1	99.1	96.5	96.1	92.3	82.9	78.8	72.5	
11	96.4	97.3	98.1	99.1	99.1	100.0	98.2	94.5	92.1	98.2	92.9	91.0	
12	97.2	99.8	100.0	99.0	98.0	99.0	97.3	98.1	94.4	97.7	97.9	82.4	
13	96.2	97.1	96.2	96.2	97.2	96.3	92.6	90.0	86.7	82.9	82.2	78.5	
14	95.4	94.4	95.4	95.4	94.9	99.0	96.9	95.5	97.3	91.1	94.5	82.6	
15	94.1	94.1	95.2	96.0	96.1	97.2	96.2	90.1	89.5	85.2	77.4	75.5	
16	89.5	89.5	90.4	92.2	90.1	91.1	95.1	91.3	96.3	96.2	94.1	100.0	
17	100.0	100.0	99.0	100.0	100.0	100.0	100.0	100.0	100.0	99.1	99.0	98.1	
18	96.2	98.1	99.3	100.0	98.1	98.1	97.2	99.1	99.1	99.1	92.8	87.7	
19	95.2	95.3	94.3	94.3	92.4	93.3	94.3	91.6	90.8	83.6	91.0	82.0	
20	94.4	94.3	94.3	99.0	97.2	97.2	96.1	88.7	81.0	75.9	72.7	74.5	
21	94.3	95.3	94.3	97.2	96.2	97.2	94.4	93.6	90.3	83.0	75.1	72.5	
22	91.6	91.6	95.3	96.3	98.1	97.2	97.2	96.3	96.3	87.6	88.7	96.5	
23						100.0	100.0	97.2	95.4	92.7	82.2	88.7	
24	100.0	99.0	100.0	100.0	100.0	100.0	99.0	100.0	98.1	98.1	100.0	99.0	
25	100.0	99.1	99.1	100.0	98.1	99.1	99.0	96.3	91.4	97.2	95.4	88.0	
26	95.4	98.1	98.6	100.0	100.0	100.0	100.0	100.0	98.2	87.3	83.4	81.6	
27	92.7	92.7	92.7	94.4	96.3	96.3	96.3	100.0	95.4	89.6	84.7	80.9	
28	95.4	97.2	97.2	97.3	94.3	98.1	92.6	92.9	92.2	86.7	81.7	74.5	
29	88.1	90.7	88.1	88.0	81.8	97.2	90.8	81.7	82.3	72.1	67.5	64.1	
30	95.4	98.2	98.1	96.3	98.0	97.2	94.4	89.1	82.3	82.1	79.2	72.0	
31	100.0	96.4	99.1	98.1	99.0	99.0	100.0	99.1	99.1	95.5	83.4	82.1	
Mean	95.8	96.5	96.8	97.2	97.0	98.3	97.5	95.8	94.2	90.8	88.8	85.9	

七月逐日各時相對濕度 (%)

in the Month of July, 1938. (%)													平均 Mean
13	14	15	16	17	18	19	20	21	22	23	24		
91.7	88.5	85.1	96.4	98.1	99.1	99.1	99.1	90.1	94.5	95.5	95.5	96.2	
92.7	93.1	94.5	84.7	86.5	98.2	97.3	97.4	76.4	97.3	97.3	97.3	95.7	
81.9	81.6	91.5	91.5	87.8	92.0	95.4	96.4	92.9	95.6	97.3	94.5	94.9	
100.0	99.1	98.2	100.0	94.7	100.0	95.4	91.0	95.8	94.5	94.5	94.5	97.5	
100.0	100.0	100.0	100.0	100.0	100.0	100.0	100.0	100.0	98.0	99.0	99.0	99.3	
99.1	95.6	94.6	99.1	96.2	96.4	97.3	100.0	100.0	99.2	98.0	97.2	98.7	
93.9	91.6	90.6	97.4	93.0	92.1	92.0	92.9	95.5	94.7	92.7	94.4	94.6	
98.1	99.1	94.7	97.4	97.3	96.5	96.4	97.3	97.3	97.3	99.1	99.1	96.7	
87.5	76.5	68.9	60.3	61.3	66.5	66.1	70.7	80.4	81.8	86.1	88.0	85.4	
70.8	70.7	70.4	74.1	91.4	77.7	84.7	79.8	83.8	98.0	97.4	95.5	87.2	
91.5	85.4	91.1	95.3	94.6	94.6	97.4	92.8	96.3	94.3	96.3	97.2	95.3	
79.5	79.5	68.2	76.8	78.3	91.0	96.4	90.7	96.3	97.2	97.2	96.3	91.1	
73.0	71.5	72.7	71.3	72.6	79.7	83.4	85.8	82.9	89.3	90.0	92.6	86.0	
81.0	94.4	90.5	92.7	98.1	100.0	99.1	94.2	88.8	88.4	87.5	88.5	93.1	
81.4	87.3	91.9	91.1	91.5	91.4	93.3	93.5	91.3	89.6	90.4	87.7	90.3	
96.2	100.0	99.0	100.0	100.0	100.0	100.0	100.0	100.0	100.0	100.0	100.0	96.3	
93.4	89.9	87.3	85.6	87.3	90.6	91.5	93.5	96.2	96.2	96.2	95.2	95.8	
83.5	75.2	74.5	79.5	82.3	88.5	92.6	94.3	94.3	94.2	95.3	94.3	92.2	
81.6	76.3	76.9	70.5	68.1	72.6	78.4	83.3	85.6	90.7	90.7	92.5	86.1	
68.7	69.5	66.2	71.5	71.4	68.2	74.5	82.5	86.7	89.2	93.5	94.4	83.5	
71.4	75.7	65.4	68.6	66.7	69.5	78.7	81.8	81.6	83.1	84.0	88.1	83.3	
85.6	89.9	90.6	86.4	96.3	94.4	92.6	93.4	92.5	93.4	89.9	92.5	92.9	
97.3	96.3	96.4	98.1	99.0	94.1	95.2	95.1	96.2	96.2	98.0	99.0	95.8	
100.0	97.2	92.9	89.4	91.9	95.4	94.4	97.2	99.0	100.0	100.0	100.0	97.9	
81.5	80.0	87.0	94.6	87.0	92.9	80.9	90.0	83.0	89.0	90.8	92.6	92.5	
77.5	85.6	70.2	72.8	74.3	92.4	70.7	82.2	82.1	86.0	86.8	88.4	87.1	
70.0	67.0	72.7	77.9	78.6	84.6	89.4	86.5	91.9	87.7	93.5	92.7	87.1	
69.1	64.9	58.1	75.4	81.8	92.9	95.4	96.7	89.2	90.9	93.4	93.5	82.2	
68.2	72.7	84.4	69.8	82.6	76.5	85.2	89.6	91.3	90.5	95.4	87.3	82.9	
76.0	78.0	71.8	73.7	70.2	86.2	84.2	90.8	94.5	99.0	100.0	100.0	87.8	
77.8	71.5	72.5	79.7	73.5	75.3	89.7	74.1	78.8	85.2	87.4	88.3	87.7	
84.5	84.1	82.9	84.6	85.9	68.2	89.9	97.2	91.5	92.9	94.1	94.4	91.6	

七月逐日雲狀及雲向

Aug. to the Month of July, 1938.

12		13		14		15		16		17		18		日期 Date
狀 For	向 Dir.	狀 For	向 Dir.	狀 For	向 Dir.	狀 For	向 Dir.	狀 For	向 Dir.	狀 For	向 Dir.	狀 For	向 Dir.	
KN	NW	N	W	N	W	N	W	N	SSE	N	SE	N	WSW	1
N		S		N		N		N	AS	N	KN	N	SSW	2
CS	S	KN	SW	N	SW	N	SW	N	SW	AS	SW	N	NE	3
N	SSW	N		N		N		N	AS	N	SE	N		4
N		N		N		N		N	N		N		E	5
N	E	N	E	N	E	N	E	N	E	N	ESE	N	E	6
AS	SSW	N	NNE	AK	S	N	S	N	SSW	AS	SW	AS	SW	7
N	W	N	S	N	WSW	N	WSW	N	W	N	W	N	SW	8
SK	E	SK	NE	SK	S	SK	S	SK	CS	NE	CS	NE	CS	9
SK	W	SK	W	SK	NNE	SK	NNE	AS	W	AS	SW	AS	SW	10
N	WNW	N	WNW	N	WNW	N	SSW	N	W	AS	W	AS	SW	11
N	SW	N	SW	N	SW	AK	SW	KN	SW	KN	WSW	N	WSW	12
SK	WSW	SK	WSW	SK	SW	SK	SW	SK	SW	AS	SW	AS	SW	13
AK	WSW	N	WSW	N	WSW	AS	WSW	N	WSW	N	WSW	AS	WSW	14
KN	SW	KN	SW	AS	SW	AS	SW	AS	SW	N	SW	N	SW	15
N		N	WSW	N		N		N		N		N		16
N	SW	N	SW	N	SW	N	SW	AS	SW	AS	SW	AS	SW	17
N	SW	AS	SW	N	SW	KN	SW	KN	SW	KN	SW	KN	SW	18
N	SW	N	SW	AS	SW	KN	SW	KN	SW	KN	SW	CS	S	19
CS	SSW	CS	SSW	CS	SSW	CS	SW	SK	SW	CS	SW	CS	ENE	20
CS	SW	CS	SW	AS	SW	AK	W	AS	W	AK	W	AK	W	21
N	SW	N	SW	N	SW	N	W	N	W	N	W	N	SW	22
AS	SW	N	SW	AS	W	AS	WSW	N	WSW	N	WSW	AS	SW	23
N	W	N	W	AS	W	AS	W	AS	W	AS	W	AS	W	24
AK	WSW	AS	WSW	AS	WSW	AS	WSW	AS	SW	AS	SW	AK	SW	25
K	WNW	KN	WSW	AS	WSW	AS	WSW	AS	WSW	AS	WSW	C	WSW	26
KN	WSW	KN	WSW	KN	N	AS	N	AS	SW	AS	SW	AS	SW	27
SK	W	K	W	K	W	W	W	W	W	AS	W	AS	SW	28
K	WSW	KN	WSW	KN	WSW	AS	ENE	AS	WSW	N	NE	AS	NE	29
AK	NE	AS	NE	AS	NE	AK	NE	AK	NE	AK	NE	AK	NE	30
AK	ENE	AK	ENE	CS	WSW	CS	ENE	CS	ENE	C	ENE	CS	ENE	31

中華民國二十七年七月

		Wind Direction and Wind velocity of															
時日		6		7		8		9		10		11		12		13	
日	時	向	速	向	速	向	速	向	速	向	速	向	速	向	速	速	
		Dir.	Vel.	Dir.	Vel.	Dir.	Vel.	Dir.	Vel.	Dir.	Vel.	Dir.	Vel.	Dir.	Vel.	Vel.	
1		NNE	2.5	NE	6.4	NNE	4.8	NNE	6.2	NNE	1.5	NNE	4.6	NNE	5.4	NNE	5.1
2		SSW	7.3	SSE	7.0	SSW	4.9	SSE	5.7	SSE	3.6	SSE	3.8	SSE	5.1	SSE	1.2
3		NE	3.1	NE	6.4	NE	6.8	NE	7.8	NE	6.4	NE	5.7	ENE	8.9	ENE	6.3
4		ESE	2.5	C	0.0	ESE	1.8	ESE	4.6	ESE	3.3	ESE	8.2	SSE	10.8	NNE	10.1
5		SSE	8.5	SSE	3.6	SSW	1.5	NNE	6.0	NNE	8.3	NE	7.8	ENE	8.1	NNE	9.0
6		NNE	9.4	NNE	6.3	NE	10.8	NNE	11.0	ENE	7.4	NE	8.9	NE	9.0	NE	5.1
7		SSW	9.2	SSW	9.4	SSW	6.9	SSW	7.9	SSW	8.1	SSW	7.5	SSW	5.9	SSW	8.7
8		S	7.2	S	11.0	S	7.7	S	10.1	SSW	11.3	SSW	10.2	SSW	6.7	SSW	3.2
9		SSW	10.5	SSW	8.4	SSW	3.7	SSW	4.8	SSW	5.3	SSW	2.9	SSW	2.6	SSW	0.4
10		SSW	8.4	SSW	0.7	SSW	3.8	SSW	0.6	SSW	1.3	SSW	4.5	SSW	5.9	SSW	6.4
11		WSW	3.9	WSW	8.5	WSW	7.3	WSW	6.6	WSW	3.9	SW	2.5	SSW	2.3	SW	1.7
12		SW	7.2	SW	10.2	SW	8.1	SW	9.7	SW	11.1	SW	12.6	WSW	11.1	SW	14.8
13		SSW	9.6	SSW	8.7	SSW	10.1	SSW	13.9	SSW	9.9	SSW	10.2	SSW	9.7	SW	12.0
14		SSW	8.7	SSW	11.4	SSW	10.1	SSW	9.3	SSW	11.9	SSW	11.8	SSW	8.2	SSW	6.3
15		SW	9.3	SW	3.9	SW	2.4	SW	9.6	SW	8.7	SW	9.4	SW	12.6	SW	8.0
16		SSW	11.7	SSW	11.1	SSW	10.4	SSW	7.3	SSW	9.9	SSW	9.8	SSW	9.5	SSW	9.9
17		SSW	10.3	SSW	10.7	SSW	9.0	SSW	10.9	SSW	11.0	SSW	10.8	SSW	10.6	SSW	13.4
18		SSW	10.0	SSW	5.5	SSW	9.0	SSW	7.9	SSW	9.7	SSW	8.5	SSW	9.1	SSW	11.4
19		SSW	8.9	SSW	8.2	SSW	7.4	SSW	4.2	SW	4.9	SW	3.6	SW	6.9	SW	7.2
20		SSW	8.2	SSW	9.3	SSE	4.7	SSW	8.5	WSW	5.4	SSW	1.9	SSE	3.6	WSW	3.9
21		SSW	12.2	SSW	0.5	SSW	3.2	SW	2.3	SW	5.2	SW	8.5	SW	10.3	SW	9.2
22		SSW	7.0	SSW	6.8	SSW	2.7	SSW	2.5	SSW	6.7	SW	9.5	SSW	0.7	SSW	9.7
23		SW	6.4	SW	3.5	SSW	2.5	SW	8.9	SSW	2.5	SSW	6.7	SSW	4.2	SSW	8.4
24		SSW	9.1	SSW	11.0	SSW	10.6	SSW	9.4	SSW	4.8	SSW	13.9	SSW	7.9	SSW	3.0
25		SSW	3.9	SSW	6.0	SSW	3.1	NE	3.7	WSW	6.1	SW	5.1	SSW	4.3	SSW	5.2
26		SSW	6.6	SSW	7.8	SSW	7.3	SSW	8.9	SSW	6.8	SSW	8.2	SW	3.2	SSW	6.7
27		SSW	4.6	SSW	6.2	SSW	1.7	SSW	2.4	SSW	8.1	WSW	6.0	WSW	6.6	WSW	4.1
28		SW	8.5	SW	4.5	SSW	4.8	WSW	6.3	WNW	0.5	NNE	3.3	NNE	2.6	WNW	4.9
29		WSW	6.4	SSW	1.3	NE	2.9	NNE	2.8	ENE	3.3	NNE	5.2	ENE	5.0	NNE	5.2
30		NNE	6.1	NNE	4.7	NNE	5.7	ENE	4.1	ENE	8.9	NE	7.5	NE	3.2	NNE	4.2
31		E	7.4	E	8.6	NE	5.4	ENE	5.4	ENE	7.9	E	9.5	E	8.3	ENE	8.6
平均			7.6		6.8		5.8		7.0		6.6		7.1		6.6		6.3

月逐日風向及風速

every day, in the Month of July, 1938.

14		15		16		17		18		19		20		21		平均
向	速	向	速	向	速	向	速	向	速	向	速	向	速	向	速	
Dir.	Vel.	Dir.	Vel.	Dir.	Vel.	Dir.	Vel.	Dir.	Vel.	Dir.	Vel.	Dir.	Vel.	Dir.	Vel.	Mean
NNE	2.3	NNE	4.7	S	5.6	SSE	6.9	SSE	10.3	SSE	2.5	SSE	7.0	SSE	1.5	5.3
SSE	3.2	SSE	6.6	SSE	4.8	SSE	0.9	SSE	3.6	SSE	8.2	SSE	5.3	SSE	5.4	5.1
ESE	3.3	ESE	8.1	ESE	6.9	ESE	8.5	SE	8.2	SE	4.1	SE	1.1	C	0.0	5.7
SSE	10.4	SSE	9.5	SSE	5.1	SSE	7.9	SSE	8.9	SSE	9.6	SSE	6.1	ESE	7.1	6.6
NE	9.1	NE	9.3	ESE	8.3	ESE	8.4	ESE	13.9	ESE	15.4	ESE	1.3	NE	9.6	8.6
SE	5.3	NNE	8.1	NE	9.5	NE	8.7	NE	9.3	E	4.1	ESE	19.4	ESE	9.6	6.9
SE	8.3	SSW	7.8	S	6.0	S	5.6	S	4.6	S	4.8	S	12.4	S	8.0	7.6
SSW	9.1	SSW	8.8	SSW	5.3	SSW	9.9	SSW	9.6	SSW	7.5	SSW	12.9	SSW	10.1	8.7
SSW	3.1	SSW	4.8	SSW	4.7	SSW	5.4	SSW	4.7	SSW	5.9	SSW	6.6	SSW	6.4	5.0
SSW	8.1	SSW	11.5	SSW	9.6	SSW	13.6	SW	12.9	SW	10.1	SSW	8.3	WSW	10.7	7.3
SW	6.8	SW	18.5	SW	13.5	SW	14.2	SW	6.1	SW	8.1	SW	9.8	SW	11.7	8.0
SW	17.4	NW	13.2	NW	17.2	SW	11.7	SW	13.2	SSW	11.3	SSW	9.2	SSW	9.1	11.0
SW	11.7	SW	2.0	WSW	11.0	SW	8.2	SW	5.4	SW	7.5	SW	8.2	SSW	11.1	10.0
SSW	12.0	SSW	9.5	SSW	9.5	WSW	22.1	SW	19.6	SW	11.6	SW	17.0	SW	9.4	11.3
WSW	13.8	WSW	11.1	SW	19.8	SSW	11.8	SW	11.0	SW	9.1	SW	11.7	SW	12.2	10.3
WSW	8.3	SSW	12.9	SSW	11.2	SSW	11.6	SSW	17.8	SSW	2.1	SSW	5.8	SSW	14.4	11.3
SSW	12.3	SSW	17.9	SSW	12.0	SSW	12.1	SSW	12.7	SSW	4.1	SSW	7.9	SSW	9.6	11.1
SSW	12.9	SW	8.9	SW	11.4	SSW	11.2	SSW	11.7	SSW	2.1	SW	17.9	SW	8.1	9.5
SSW	9.9	SSW	7.1	SSW	5.8	SSW	8.2	S	8.6	S	2.0	S	11.5	SSW	8.7	7.3
SSW	5.2	SSW	9.3	S	8.8	SSW	8.6	SSW	7.9	SSE	9.1	SSE	2.6	S	9.4	7.8
SSW	5.2	SW	3.3	SW	10.8	SW	7.0	SSW	5.3	SSW	3.1	SSW	9.4	SSW	11.6	6.8
SSW	4.5	SSW	6.8	SW	4.4	E	0.5	SSE	5.2	SSW	4.2	SSW	6.8	SSE	0.4	5.2
SSW	4.7	SSW	10.1	SSW	11.7	SSW	9.1	SSW	6.8	SSW	5.6	SSW	6.6	SSW	5.1	6.7
SSW	2.7	SSW	3.3	WSW	2.4	SW	4.3	SW	3.2	SSW	2.2	SSW	7.7	SSW	7.7	7.0
SSW	1.3	ESE	1.4	SSW	4.5	SSE	1.2	S	4.2	SSE	8.2	SSW	8.5	S	5.7	4.8
SSW	4.5	SSW	1.4	WSW	2.3	E	3.1	ESE	4.5	SSE	8.8	SSE	9.2	SSE	8.5	6.2
W	2.8	SSW	1.1	SSW	11.9	SSW	6.8	SSE	8.9	ESE	6.9	SSW	4.9	ESE	6.2	5.5
NNE	6.7	WSW	2.5	SSW	11.0	SSW	11.7	S	13.3	S	11.5	SE	2.5	WSW	7.4	6.2
NNE	8.9	WSW	6.1	SSW	5.4	SW	9.8	SSW	8.3	SW	7.5	SSW	4.7	E	6.8	6.2
ESE	6.2	ESE	5.3	WSW	1.2	SE	5.1	E	6.9	ESE	7.0	ESE	8.5	ESE	8.0	5.6
ESE	6.9	E	9.0	ESE	9.0	ESE	8.6	ESE	10.7	ESE	10.7	E	7.6	SE	8.8	8.8
7.8		7.9		8.2		8.6		8.7		8.7		8.6		8.1	7.6	

中華民國二十七年

Precipitation at every hour of day.

時日 H D.	0-1	1-2	2-3	3-4	4-5	5-6	6-7	7-8	8-9	9-10	10-11	11-12
1	0.1	1.7	20.4	7.0	7.4	5.3	1.8	5.2	13.4	1.3	T	
2			3.8	0.2	0.1	4.8	0.1				2.3	
3	0.5	4.4	4.2	9.4	36.7	19.6	0.1	0.1	10.5	1.3	T	0.3
4	2.9	6.2	2.6	0.1	0.8	1.0	0.6	2.3	1.5	T	2.8	0.9
5					0.6	0.3	0.1	T	0.2	1.4	7.5	4.9
6	3.1	2.9	0.6	0.1	2.1	T	3.8	0.9	T			
7		0.1				0.4					3.0	0.3
8						T					T	0.1
9							0.1		T			
10										T		
11												
12										4.6	T	7.9
13												T
14									0.8			
15												
16												
17	0.8	0.5	0.6	0.3	0.4	0.3	0.4	0.2	0.3	0.1	0.1	0.5
18				0.1	T			T	0.2	T	T	0.5
19								T	0.1	0.7	T	0.3
20												
21												
22												0.1
23		1.1	0.7	1.4	0.3	T	0.1	0.2				
24			0.1	0.1	T		0.1	T				
25	T	0.1	T				0.1	0.2	0.1	0.2	0.1	1.0
26										3.0	3.3	
27					0.1	1.7	3.4	0.7				
28												T
29	0.3											
30	0.2		0.4	0.1	T							
31						0.5	2.4			T	0.1	T
Total	7.9	17.0	33.4	18.8	48.5	33.9	13.0	9.8	27.1	12.7	19.2	16.3

七月逐日各時降水量 (m.m.)

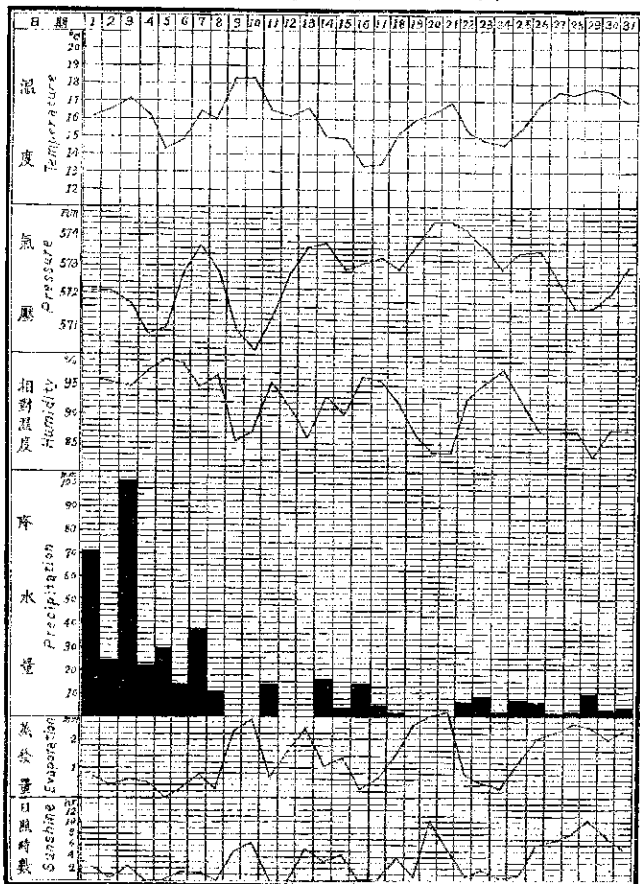
in the Month of July, 1938. (m.m.)												
12-13	13-14	14-15	15-16	16-17	17-18	18-19	19-20	20-21	21-22	22-23	23-24	總計 Total
0.1	0.1	6.0	6.9 0.3	0.8	0.1	0.8	0.2	0.6	T		3.2	71.5
	1.2	1.8	T		1.5		T				8.3	24.3
0.1	T				T	T	T			3.2	8.3	101.3
3.7	2.6	0.7	0.6	0.9	T	0.1	T	0.1	0.1	0.5	3.3	22.0
T	0.1		T		T							29.7
1.5	0.3	0.8	29.8 3.8	0.2			0.1					13.6
3.4	3.2			0.1	T							36.6
				T								10.7
												T
0.1	0.1	T	0.9	0.1								13.7
												T
	2.8	0.2		5.4								16.2
T	2.2		T	0.8	0.3	T						3.3
0.2	1.6	6.5	1.5	0.8	0.3	0.2	0.7	0.3	0.2	0.1	0.5	13.3
T	T							0.2	T	0.1	T	4.5
										0.3		1.2
												0.3
0.4	3.8	0.8	0.1									5.4
T	1.8	0.5	0.5	0.7	0.3	T	0.1	T		0.1	T	8.2
0.2	T									0.1	T	1.9
	0.2		0.2									7.1
												5.9
					0.5	0.1						0.6
	T	T			0.3	T				0.4	1.2	2.0
				0.1	1.8					4.5	5.1	9.9
										0.1		2.7
												3.0
11.7	27.0	17.3	44.6	9.9	5.2	1.2	0.5	1.3	0.5	9.3	22.3	408.9

中華民國二十七年七月

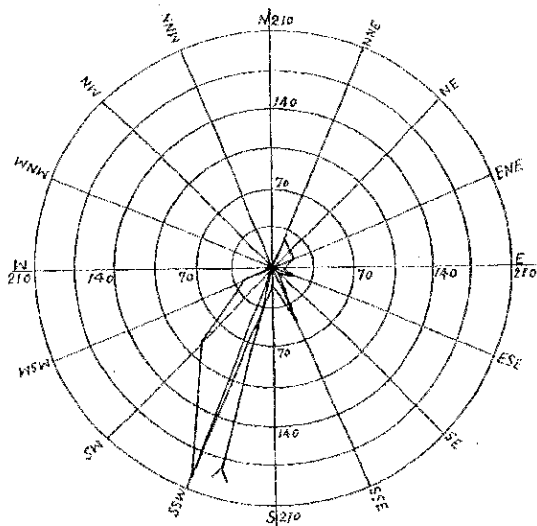
Daily Values of Meteorological Elements									
日期 Date	氣壓 pressure (500mm+)	溫度 Temperature (°C)				濕度 Humidity		雲量 Amount of cloud 0-10	日照時數 Duration of Sunshine h
		平均 Mean	最高 Max.	最低 Min.	較差 Range	絕對 Absolute mm	相對 Relative %		
1	72.11	16.1	20.0	14.3	5.7	13.18	96.2	9.4	2.1
2	72.12	16.5	19.5	14.5	5.1	13.46	97.7	9.8	4.3
3	71.77	17.1	21.3	15.4	5.9	13.84	94.8	10.0	2.2
4	70.71	16.2	17.5	14.9	2.7	13.46	97.5	10.0	
5	70.91	14.3	16.5	12.6	3.9	12.19	99.3	10.0	
6	72.68	14.5	18.0	12.4	5.6	12.50	98.7	10.0	1.4
7	73.67	16.4	20.2	13.2	7.0	13.28	94.6	9.7	1.3
8	72.84	16.0	17.9	14.5	3.4	13.23	96.7	9.6	
9	70.88	18.2	22.6	14.7	7.9	13.19	85.4	7.8	5.0
10	70.17	18.2	23.8	15.3	8.5	13.55	87.2	8.6	6.7
11	71.34	16.4	19.3	14.8	4.5	13.34	95.9	10.0	
12	72.67	16.1	19.8	14.0	5.8	12.45	91.1	9.9	
13	73.62	16.6	20.7	13.6	7.1	12.09	86.0	9.8	5.5
14	73.78	15.0	20.2	12.9	7.3	11.98	93.1	9.8	3.1
15	72.89	14.9	20.0	12.4	7.6	11.52	90.3	9.5	4.4
16	73.12	13.5	14.8	12.0	2.8	11.02	90.3	10.0	
17	73.27	13.4	15.4	11.2	5.2	11.03	95.8	10.0	0.1
18	72.92	15.1	19.6	12.5	7.1	11.86	92.2	9.7	3.2
19	73.29	16.0	20.0	13.0	7.0	11.70	86.1	9.3	0.8
20	74.51	16.3	21.4	12.2	9.2	11.47	83.5	7.9	10.1
21	74.51	16.9	21.3	13.6	7.7	11.91	83.3	9.4	5.5
22	74.19	16.2	18.7	13.6	5.1	12.02	92.9	9.7	0.8
23	73.61	14.3	18.7	12.4	6.3	12.13	95.8	9.8	1.7
24	72.87	14.6	16.8	13.5	3.3	12.24	97.9	9.9	0.2
25	73.46	15.5	19.6	13.3	5.7	12.24	92.5	9.5	0.9
26	73.52	16.9	21.6	12.9	8.7	12.55	87.1	8.2	6.0
27	72.49	17.5	23.4	13.0	10.4	12.37	87.1	8.5	6.6
28	71.59	17.4	24.6	14.2	10.4	12.38	87.2	8.0	8.1
29	71.63	17.7	23.0	13.7	9.3	12.64	82.9	6.9	10.1
30	72.10	17.6	23.0	14.2	8.8	13.18	87.8	8.0	7.4
31	73.00	17.0	23.0	13.6	6.4	12.67	87.7	8.6	5.2
總數或平均 T. or M.	72.66	16.1	20.1	13.5	6.6	12.51	91.6	9.3	92.2

中華民國二十七年七月份各項氣象要素逐日變遷圖

March of Different Meteorological Elements in the Month of July, 1938



中華民國二十七年七月份風向圖
WIND ROSE FOR JULY, 1938.



風向次數
Frequency

合成風向
Resultant Direction

方向 Dir.	N	NNE	NE	ENE	E	ESE	SE	SSF	S	SSW	SW	WSW	W	WNW	NW	NNW	V	C
次數 Frequency	29	23	20	10	21	4	47	15	200	92	29	1	2				1	2
百分數 %	5.9	4.6	4.0	2.0	4.2	0.8	9.5	3.0	40.3	18.6	5.9	0.2	0.4				0.2	0.4

雲南省立
昆明測候所

氣象月報

第三卷 第八期



龔自知題



中華民國二十七年八月份

MONTHLY METEOROLOGICAL BULLETIN

OF

METEOROLOGICAL STATION OF YUNNAN PROVINCE,

KUNMING.

August, 1938.

VOL. 3. NO. 8.

目	次	頁
<i>Table of Contents</i>		
凡例	<i>Explanatory Remarks.</i>	1
本月份天氣概況	<i>A Summary of Weather Condition during the Month of August, 1938.</i>	2
本月份氣象摘要	<i>Monthly Summary.</i>	3
氣壓	<i>Barometric Pressure.</i>	4-5
氣溫	<i>Air Temperature.</i>	6-7
地面溫	<i>Earth Temperature on the surface.</i>	8-9
地內溫	<i>Earth Temperature.</i>	10
雲量	<i>Cloud Amount.</i>	11
絕對濕度	<i>Absolute Humidity.</i>	12-13
相對濕度	<i>Relative Humidity.</i>	14-15
雲狀與雲向	<i>Cloud: Forms and Direction.</i>	16-17
風向及風速	<i>Wind Direction and Velocity.</i>	18-19
降水量	<i>Precipitation.</i>	20-21
逐日氣象要素摘要	<i>Daily Values of Meteorological Elements</i>	22-23
能見度	<i>Visibility.</i>	24
各項氣象要素逐日變遷圖	<i>March of Different Meteorological Elements.</i>	25
風向圖	<i>Wind Rose.</i>	26

MONTHLY METEOROLOGICAL BULLETIN

OF

METEOROLOGICAL STATION OF YUNNAN PROVINCE.

KUNMING.

August, 1938.

VOL. 3. NO. 8.

目 次 頁

Table of Contents		page
凡例	Explanatory Remarks.	1
本月份天氣概況	A Summary of Weather Conditions during the Month of August, 1938.	2
本月份氣象概要	Monthly Summary.	3
氣壓	Barometric Pressure.	4-5
氣溫	Air Temperature.	6-7
地面溫	Earth Temperature on the surface.	8-9
地內溫	Earth Temperature.	10
雲量	Cloud Amount.	11
絕對濕度	Absolute Humidity.	12-13
相對濕度	Relative Humidity.	14-15
雲狀與雲向	Cloud: Forms and Direction.	16-17
風向及風速	Wind Direction and Velocity.	18-19
降水量	Precipitation.	20-21
逐日氣象平均要素	Daily Values of Meteorological Elements	22-23
能見度	Visibility.	24
各項氣象要素逐日變遷圖	March of Different Meteorological Elements.	25
風向圖	Wind Rose.	26

民國二十七年八月份昆明天氣概況：

一、得

今年雨季，開始較早，本月昆明氣候，承前三月市崩發舒之後，降水已漸減少，總計得量 $226.1m.m.$ ，僅等於平歷年同月平均標準數，而不及去年同期八月份，平歷雨量三分之一。氣溫平均 $17.1^{\circ}C.$ ，按溫度向上遞減率，比往年約低半度。

月內晴天全無，曇天四日，陰天三日，雨天二十四日，就降雨日期，天氣共分五段：二三日為第一段，總降雨 $18m.m.$ ，六日至十三日為第二段，連陰八日，總降雨 $79.4m.m.$ ，十五日至二十五日為第三段，連陰十一日，總降雨 $91.5m.m.$ ，二十八九兩日為第四段，總降雨 $35m.m.$ ，三十一日為第五段，降雨 $2.2m.m.$ 。

降水量最多，關係雷雨，有雷雨十一日，同於去年；雨量第一段，有雷雨一日；第二段有雷雨五日；第三段有雷雨三日；第四段全為霧雨。

月初，一日，天陰日暈，晚有微露，晚有四雷；二日，十三時，風向突向俱 *ENE*，雷電由遠及近，十六時降雨 $6.8m.m.$ ，三日，晨霧雨，十七時大雷雨，總量 $11.2m.m.$ 。

五日，天陰，氣壓漸降；六日，十五時，風向由 *E* 轉 *WSW*，先雷後雨，子夜二十四時，降雨 $41.5m.m.$ ，為本月一日一小時內最多雨量！七日，氣溫極低達 $11.5^{\circ}C.$ ，雲向 *ENE*，晨午雷雨，得量 $3.3m.m.$ ，八日，風向時東時西，氣壓降而復升，午前雷電雷雨，得量 $21.1m.m.$ ，雲氣氣流交擾，四川盆地，午後亦大雷雨；九日至十一日，午後雷雨間作，共得雨量 $3.7m.m.$ ，十二日，雲向 *ESE*，晨霧晚電，間降雨 $5.8m.m.$ ，十三日，氣溫借氣壓漸升，午後雨 $4.5m.m.$ 。

十五日，雲向 *ENE*，風向 *SSW*，總雨 $0.6m.m.$ ，十六日，高氣壓由川康南下，昆明九時氣壓極高達 $575.99m.m.$ （未施高度訂正）在雨 $1.9m.m.$ ，十七日，氣壓漸降，雲向風向，俱轉 *SSW*，十六時雷雨量 $24.1m.m.$ ，十八日，氣壓更降，晨即雷雨，得量 $21.5m.m.$ ，十九日，氣壓最低，雨雲甚密，陣雨 $10.2m.m.$ ，廿日氣壓低而穩定，風多 *ESE*，霧雨 $0.8m.m.$ ，廿一日，氣壓氣溫俱漸升，傍晚雷雨 $8.2m.m.$ ，廿二日至廿五日，連日陣雨總量 $24.2m.m.$ ，濕霧成布，黔北大夷山一帶，同有重霧，不達積雨也。

廿七日，氣溫極高 $26.7^{\circ}C.$ ，廿八日，未曉即雷雨，得量 $27.2m.m.$ ，廿九日，亦曉即雷雨，得量 $7.8m.m.$ ，三十日，氣壓驟降；三十一日，氣壓極低達 $570.07m.m.$ ，降雨 $2.2m.m.$ ，十九時，*SW* 風大，低壓中心已過矣。

中華民國二十七年八月氣象綱要 Monthly Summary for August, 1938.

氣壓		Air Pressure	
極端最高	Extreme maximum	575.99mm	在16日 9時 on 16th 9h
極端最低	Extreme minimum	570.07mm	在31日 17時 on 31th 17h
平均	Mean	573.18mm	
氣溫		Air Temperature	
極端最高	Extreme maximum	26.7°C	在27日 on 27th
極端最低	Extreme minimum	11.5°C	在7日 on 7th
最高平均	Mean maximum	22.0°C	
最低平均	Mean minimum	13.8°C	
平均	Mean	17.1°C	
風		Wind	
最大風速	Maximum velocity	17.6m/s	在31日 19時 on 31th 19h
合成風向	Resultant direction	70° 49' 12" E	
降水量		Precipitation	
雨	Rainfall	226.1mm	
一日最多雨量	Greatest in 24 hours	41.5 mm	在6日 on 6th
一時最多雨量	Greatest in 1 hour	41.2mm	在6日 23--24時 on 6th 23--24h
雜項		Miscellaneous Informations	
晴天日數	Partly cloudy days		4
陰天日數	Cloudy days		3
雨天日數	Rainy days		24
有雷雨日數	Days with thunderstorm		11
有濕霧日數	Days with wet fog		11
有霧日數	Days with fog		12
有露日數	Days with mist		6
有露日數	Days with dew		11
有大風日數	Days with gale		1
有雷聲日數	Days with thunder		12
有閃電日數	Days with lightning		13
有日暈日數	Days with solar halo		13
有月暈日數	Days with lunar halo		1
有月華日數	Days with lunar corona		2
有虹日數	Days with rainbow		6
有絳燄寶光日數	Days with broken spectre		1

八月逐日各時氣壓 (mm)

day, in the Month of August, 1936. (mm)												
13	14	15	16	17	18	19	20	21	22	23	子夜 Midn.	平均 Mean
73.75	73.22	72.99	72.66	72.42	72.36	72.87	73.30	74.05	74.09	74.12	74.04	73.64
73.34	72.92	72.99	72.77	72.81	72.91	73.27	73.80	74.10				73.56
73.51	73.00	72.68	72.46	72.62	72.91	73.55	73.77	74.20	74.23	74.30	74.21	73.74
73.00	72.88	72.45	72.41	72.39	72.48	72.90	73.34	73.97				73.44
74.08	73.55	73.22	72.71	72.61	72.51	72.71	73.32	73.94				73.71
73.11	72.39	72.07	71.96	71.76	71.76	72.17	72.40	73.23	73.32	73.76	73.53	73.21
72.56	72.10	72.08	71.80	71.22	71.39	71.82	72.08	72.37	74.23	74.23	74.22	72.76
72.38	72.25	72.15	72.14	72.15	72.25	72.57	72.97	73.40	73.75	73.80	73.75	72.82
73.26	72.85	72.34	72.10	72.00	72.18	72.65	73.31	73.73	73.95	74.08	74.03	73.24
73.48	72.99	72.72	72.62	72.33	72.66	72.65	73.17	73.59	73.62	73.62	73.61	73.40
73.19	72.90	72.77	72.45	72.16	72.24	72.74	73.46	73.89	74.15	74.18	74.08	73.38
73.09	72.66	72.16	72.09	71.65	72.08	72.43	73.22	73.53	73.90	73.93	73.94	73.36
73.59	73.25	72.76	72.10	71.34	72.35	72.70	73.61	73.93	74.10	74.35	74.35	73.52
74.62	74.40	73.73	73.31	72.97	72.97	73.48	73.97	74.27	74.37	74.67	74.57	74.19
74.20	73.44	73.31	73.21	72.02	73.21	73.59	74.22	74.81	75.21	75.21	75.21	74.29
75.35	74.72	74.50	74.40	74.38	74.23	74.55	75.15	75.46	75.46	75.45	75.45	75.15
73.72	73.31	72.89	72.56	72.67	72.50	72.81	73.03	73.13	73.28	73.28	73.18	73.94
72.96	71.84	71.24	71.12	71.00	71.20	71.15	71.58	72.08	72.08	72.08	72.08	72.35
72.10	71.80	71.56	71.30	71.28	71.47	71.67	72.24	72.64	72.75	72.53	72.21	72.01
71.78	71.47	71.25	71.26	71.36	71.35	71.77	72.27	72.48	72.89	72.90	72.70	72.01
72.50	71.97	71.64	71.48	71.49	71.48	72.31	72.53	72.75	72.90	73.00	73.00	72.36
72.15	71.75	71.43	71.23	71.20	71.30	71.63	72.25	72.66	72.66	72.71	72.71	72.38
72.78	72.33	71.93	71.77	71.55	71.64	72.27	73.06	73.79	73.81	74.87	73.83	72.75
74.37	74.06	73.64	73.51	73.50	73.70	74.00	74.43	75.23	75.26	75.26	75.21	74.26
74.68	74.22	73.79	73.44	73.23	73.34	73.53	74.07	74.38	74.88	74.88	74.93	74.66
73.42	73.08	72.46	72.13	71.91	72.00	72.01	72.26	72.57	72.94	73.15	73.11	73.64
72.47	72.03	71.70	71.50	71.38	71.48	71.49	72.21	72.45	72.65	72.79	72.84	72.45
73.22	71.89	72.39	72.29	72.29	72.29	72.50	72.81	73.21	73.23	73.22	73.20	73.07
72.76	72.42	71.79	71.56	71.35	71.16	71.59	72.04	72.36	72.37	72.36	72.30	72.64
71.86	71.44	71.12	70.90	70.82	70.82	70.85	71.19	71.44	71.65	71.71	71.61	71.69
71.16	70.86	70.36	70.15	70.07	70.27	70.10	71.15	71.45	71.44	71.39	71.38	71.17
73.16	72.71	72.39	72.18	72.00	72.15	72.46	72.98	73.39	73.54	73.64	73.55	73.18

中 華 民 國 二 十 七 年

Air Temperature of every hour of day.												
日 時 分	1	2	3	4	5	6	7	8	9	10	11	中 年 平 均 No.7
1	15.8	15.5	15.3	15.1	14.1	14.3	16.8	18.2	19.4	19.8	20.8	21.1
2	15.4	15.2	14.7	14.6	14.7	14.7	17.3	17.9	16.1	17.9	20.3	21.1
3	14.6	14.6	14.6	14.5	14.4	14.2	14.9	15.2	15.7	14.8	17.6	18.6
4	14.6	14.6	14.2	14.1	13.9	14.2	15.5	17.4	18.2	19.6	20.6	21.2
5	14.9	14.3	13.9	13.4	13.1	13.1	13.7	14.6	16.2	18.1	19.4	20.3
6	15.7	15.6	15.6	15.7	15.3	15.2	16.3	18.2	17.8	20.8	21.7	22.5
7	14.3	14.3	13.6	13.3	13.1	13.8	17.2	17.5	18.6	18.9	19.9	21.4
8	14.6	14.7	14.4	14.4	13.9	14.4	14.2	15.2	14.7	15.2	14.9	15.8
9	14.0	13.6	13.5	12.8	12.9	12.9	14.7	15.0	16.1	17.5	18.4	19.3
10	13.5	13.5	12.9	12.9	12.6	13.2	14.1	16.6	16.9	17.5	18.3	19.0
11	14.0	14.0	13.9	14.0	13.7	13.6	14.2	14.6	16.0	17.6	19.1	19.4
12	14.1	13.9	13.8	14.0	13.7	13.8	14.2	14.1	15.8	17.9	19.3	19.6
13	14.9	14.7	14.5	14.3	14.3	14.3	14.5	14.6	15.4	16.4	18.1	20.3
14	15.3	15.2	15.1	14.8	14.4	14.1	17.0	17.1	17.9	18.9	19.7	20.1
15	16.3	15.8	15.4	15.4	15.3	15.6	15.3	15.7	17.9	18.4	19.4	20.7
16	17.0	16.7	16.2	15.8	15.6	15.5	15.7	16.2	17.5	18.5	19.9	21.3
17	15.9	16.1	15.4	15.4	15.2	15.1	15.6	15.2	15.9	17.3	19.6	21.0
18	14.3	14.2	14.6	14.4	14.6	14.6	14.5	14.9	15.8	17.1	18.5	19.6
19	15.8	15.6	15.5	15.4	15.4	15.4	15.4	15.9	16.4	15.2	14.6	15.3
20	14.9	15.0	14.8	14.8	14.8	14.8	15.1	15.4	15.8	18.4	19.1	19.8
21	15.2	15.0	14.9	14.9	14.9	14.9	14.8	15.1	15.8	17.6	17.9	19.1
22	15.3	15.2	15.3	15.0	14.8	14.8	15.0	15.5	15.7	18.1	19.6	20.0
23	15.4	15.1	15.3	15.1	14.8	15.0	15.2	15.3	15.9	17.8	17.9	17.7
24	15.0	14.9	14.8	14.8	14.7	14.7	14.8	14.8	15.0	16.4	18.0	19.1
25	15.8	15.1	14.7	14.3	14.3	14.2	14.3	14.6	15.7	18.0	18.6	19.2
26	16.9	16.8	16.0	15.1	15.3	15.2	16.2	16.8	17.9	19.3	20.6	21.4
27	17.4	17.1	16.4	16.3	15.8	16.4	16.6	17.1	18.5	19.2	20.5	21.8
28	17.6	15.5	15.3	15.3	14.9	14.8	14.8	15.9	16.9	17.7	18.3	19.2
29	16.7	16.4	16.0	15.7	15.1	15.3	15.5	16.0	15.9	17.5	18.4	19.1
30	15.8	15.8	15.5	15.1	15.2	15.1	15.4	15.9	16.9	15.5	18.6	20.1
31	16.2	15.8	15.8	15.6	15.6	15.6	16.1	16.4	17.7	18.9	19.5	19.0
平均 Mean	15.4	15.1	14.9	14.7	14.5	14.6	15.3	15.9	16.7	17.8	19.0	19.8

八月逐日各時氣溫 (°C)

in the Month of August, 1938. (°C)

13	14	15	16	17	18	19	20	21	22	23	平均	
											日中	日平均
											日中	日平均
											Mean	Mean
21.5	22.0	22.4	23.0	22.5	21.1	19.4	19.1	17.8	16.7	16.1	15.6	18.5
21.3	21.5	21.6	16.9	16.8	16.6	14.9	14.1	14.4	14.6	14.7	14.7	16.8
17.9	19.0	19.7	20.9	20.5	16.7	15.8	15.4	15.6	15.5	15.2	14.7	16.3
21.1	24.2	29.4	29.2	20.7	18.9	18.0	17.1	16.2	15.9	15.8	15.4	17.4
20.8	21.2	21.2	19.8	18.6	17.8	17.3	17.0	16.8	16.5	16.2	15.8	16.8
23.4	22.2	21.7	18.2	18.1	18.3	17.9	17.5	17.5	17.1	15.5	13.2	18.0
21.7	21.4	20.0	18.7	17.6	19.0	17.7	17.9	17.7	17.4	16.9	16.6	17.4
16.7	17.9	18.2	17.9	17.5	17.2	16.6	15.9	15.3	14.7	14.1	14.2	15.5
18.7	19.4	20.0	17.3	17.1	16.8	15.9	13.7	14.1	14.0	13.9	13.9	15.6
18.2	17.4	16.3	15.6	14.9	15.0	14.5	14.4	14.6	14.6	14.6	14.3	15.2
18.0	18.0	17.9	19.1	14.9	15.4	14.9	14.7	14.3	14.1	14.2	14.2	15.6
20.5	19.6	20.9	21.1	19.2	16.6	16.2	16.3	15.8	15.6	15.4	15.2	16.5
17.5	17.0	17.5	17.3	18.2	17.2	15.1	15.6	15.7	15.7	15.5	15.4	16.0
20.7	21.4	21.6	22.7	22.3	20.4	19.4	18.9	18.3	18.4	17.5	16.8	18.2
20.6	21.8	22.0	22.4	22.9	22.7	19.7	19.3	18.3	18.1	17.6	17.4	18.5
21.3	22.5	22.8	21.8	20.3	19.6	18.6	18.1	18.2	17.9	17.5	16.4	18.4
20.8	21.0	20.0	21.6	18.2	18.1	18.4	18.1	17.6	17.3	16.9	15.9	17.6
18.1	17.6	18.9	19.4	19.1	17.6	17.0	16.7	16.5	16.3	16.0	15.8	16.5
15.6	16.2	17.4	18.2	17.1	17.5	16.7	16.1	15.5	15.1	14.9	14.0	15.9
19.2	20.1	19.5	18.2	18.0	17.1	17.0	16.6	16.2	16.0	15.7	15.5	16.8
20.9	21.7	21.1	20.2	18.3	17.8	17.1	16.9	16.6	16.3	16.0	16.0	17.2
15.9	18.3	18.3	18.7	18.6	17.9	16.8	16.6	16.3	16.3	15.9	15.3	16.5
18.6	20.6	20.3	19.9	19.0	15.0	15.0	15.5	15.2	16.0	15.2	15.0	16.6
19.0	19.2	19.4	19.4	19.1	19.5	17.5	15.9	15.8	15.4	15.6	15.4	16.6
20.6	21.4	21.4	22.7	21.6	21.1	18.8	18.3	18.0	17.9	17.2	17.7	17.7
22.2	22.9	23.7	23.5	22.9	21.2	19.7	19.2	19.2	18.8	17.9	17.5	19.0
20.9	21.7	22.3	21.9	21.5	20.2	19.5	19.3	18.5	18.6	17.8	17.7	18.9
19.9	18.6	19.3	18.9	18.5	18.2	17.4	17.1	17.5	17.6	17.2	16.9	17.2
20.8	21.8	21.8	22.8	21.6	20.3	18.6	18.0	17.9	18.5	16.7	16.2	18.0
19.4	20.0	19.8	19.2	19.0	18.2	17.1	16.8	15.5	16.3	16.3	16.2	17.2
19.3	19.1	20.1	18.3	18.4	18.0	16.9	16.6	16.3	15.8	15.5	15.3	17.1
19.8	20.1	20.2	19.9	19.1	18.3	17.2	16.9	16.6	16.4	16.0	15.7	17.1

中華民國二十七年

Earth Temperature on the Surface of

日 D.	時 H.	Earth Temperature on the Surface of							
		6	7	8	9	10	11	12	13
1		14.2	20.0	20.8	22.3	23.4	24.6	25.1	24.2
2		14.5	20.5	16.6	17.6	20.8	23.0	24.2	24.5
3		13.9	14.9	15.2	15.4	15.0	18.5	18.7	16.3
4		14.0	15.2	18.8	21.2	22.7	23.6	25.2	25.4
5		12.9	14.0	15.1	17.4	20.1	21.8	23.2	23.6
6		14.6	19.1	21.9	21.6	27.0	26.7	27.3	29.6
7		13.7	20.4	22.2	23.0	24.0	22.8	26.3	25.8
8		14.2	14.3	15.5	14.8	15.1	15.4	15.5	17.4
9		13.3	15.3	17.3	17.8	18.9	19.7	21.6	21.3
10		12.8	13.8	19.8	20.0	19.8	20.4	21.8	19.1
11		13.6	14.6	15.1	17.0	19.4	21.4	20.2	20.8
12		13.8	14.2	14.3	16.3	20.4	22.4	22.4	23.4
13		14.2	14.6	15.1	16.5	17.2	20.1	23.2	18.0
14		14.1	18.8	19.4	20.9	22.8	23.5	22.9	24.3
15		15.1	15.1	17.8	23.8	19.9	25.9	23.7	22.3
16		15.4	16.2	18.0	21.9	24.2	24.8	25.4	26.0
17		15.0	15.5	15.4	16.2	19.9	22.7	26.4	23.6
18		14.6	14.5	15.2	19.2	20.9	20.9	23.1	22.0
19		15.2	15.4	16.0	17.2	15.0	14.7	15.8	15.7
20		14.8	15.2	15.7	16.4	21.1	22.6	23.9	21.8
21		15.0	15.1	16.4	19.3	19.6	22.2	22.4	24.9
22		14.8	15.0	15.6	15.7	20.0	23.0	18.4	15.7
23		15.0	15.1	16.1	16.1	19.6	19.0	20.8	18.5
24		14.6	14.7	14.9	15.1	16.2	17.5	19.3	20.7
25		14.2	14.4	14.8	17.2	23.2	22.2	22.7	21.4
26		15.0	17.9	20.2	22.5	24.3	23.2	26.0	26.0
27		16.1	16.0	17.7	21.0	24.6	23.7	26.2	22.9
28		14.7	15.1	17.2	18.5	20.5	21.3	21.5	21.8
29		15.2	15.5	17.0	16.4	20.0	20.1	21.0	23.6
30		15.0	15.3	16.7	19.1	20.0	19.9	22.9	20.4
31		15.5	16.2	16.5	20.6	19.7	21.9	20.1	18.8
平均 Mean		14.5	15.9	17.0	18.7	20.5	21.6	22.5	22.1

八月逐日地面溫度(°C)

every day, in the Month of August, 1938. (°C)								
14	15	16	17	18	19	20	21	平均 Mean
25.9	26.3	29.5	26.8	20.5	18.8	18.5	17.3	22.4
26.5	27.7	15.2	15.1	11.9	11.5	14.1	14.3	19.0
20.3	20.7	26.4	18.4	16.2	15.2	15.2	15.4	17.4
21.7	22.0	23.0	21.4	19.0	17.4	16.7	15.7	19.9
24.4	24.0	22.1	18.6	17.6	17.0	16.6	16.5	19.1
23.8	22.9	16.4	17.4	15.5	16.0	16.7	16.4	21.0
23.2	20.0	18.7	18.3	18.6	17.4	17.3	16.9	20.6
21.0	20.8	18.5	18.0	16.9	16.3	15.6	15.1	16.5
23.2	22.4	15.4	15.5	14.3	12.8	12.3	12.3	17.1
19.4	15.6	16.0	15.2	14.2	13.4	13.4	14.2	16.9
19.0	19.0	23.2	19.0	15.9	14.3	14.3	14.0	17.6
21.7	26.2	26.5	19.1	15.4	15.1	15.4	14.3	18.8
15.8	17.2	17.0	17.7	15.0	14.6	14.9	15.2	16.7
26.5	25.4	29.9	25.9	19.5	18.7	18.0	17.4	21.8
24.8	28.2	28.2	25.4	21.0	18.3	18.9	15.4	21.7
27.2	25.5	23.7	21.2	19.1	18.0	17.5	17.1	21.3
23.4	22.0	23.5	16.5	16.2	16.2	16.8	16.7	19.1
17.0	19.4	21.4	19.3	17.2	16.6	16.3	16.1	18.4
16.8	20.0	20.2	17.8	18.3	16.5	15.9	15.4	16.6
24.0	19.0	19.4	18.5	19.8	16.8	16.2	15.9	18.7
23.4	25.3	20.0	16.8	17.0	16.6	16.2	16.4	19.2
18.3	18.2	21.2	18.9	17.6	16.4	15.9	15.8	17.5
20.8	21.8	22.1	18.9	14.5	14.6	15.2	15.8	17.7
21.3	21.0	20.6	20.2	18.0	16.7	16.2	15.4	17.7
23.0	23.1	26.0	22.9	19.8	18.1	17.5	17.2	20.4
27.7	27.3	27.1	23.3	20.7	19.0	18.5	18.2	22.3
25.5	25.1	23.9	21.8	19.7	18.7	18.3	17.8	21.2
19.6	20.8	19.5	19.0	18.1	16.7	16.2	16.3	18.7
24.1	28.9	26.9	22.6	19.8	18.0	17.5	17.1	20.3
21.9	20.6	20.4	19.1	17.9	16.7	16.4	16.2	18.7
19.2	20.4	18.5	18.3	17.7	16.6	16.2	16.0	18.3
22.5	22.5	22.0	19.6	17.6	16.5	16.3	16.0	19.1

中華民國二十七年八月逐日地內溫度 (°C)

Earth Temperature of every day, in the Month of August, 1938, (°C)

Date	Depth							
	0 cm	5 cm	10 cm	20 cm	25 cm	50 cm	75 cm	100 cm
1	23.7	22.0	20.8	19.3	18.7	18.2	17.6	17.0
2	21.0	20.4	20.0	19.7	18.8	18.3	17.6	17.0
3	20.1	19.6	19.3	19.2	18.9	18.4	17.7	17.1
4	21.6	20.7	20.0	19.3	18.8	18.1	17.8	17.1
5	19.8	19.1	18.9	19.0	18.9	18.4	17.8	17.2
6	21.8	21.0	20.2	19.3	18.2	18.4	17.9	17.2
7	21.9	20.6	19.6	19.3	18.6	18.4	17.8	17.3
8	18.2	18.1	18.3	18.8	19.0	18.6	18.0	17.3
9	19.4	18.9	18.8	18.6	18.7	18.5	17.9	17.3
10	19.2	18.5	18.3	18.4	18.6	18.5	18.0	17.4
11	18.4	18.0	17.5	18.2	18.4	18.4	17.9	17.4
12	21.4	20.4	19.0	18.5	18.5	18.4	17.9	17.5
13	19.6	19.1	18.9	18.8	18.5	18.3	17.9	17.4
14	22.6	21.3	20.3	19.2	18.6	18.5	17.9	17.5
15	21.5	20.9	20.3	19.7	18.8	18.4	17.9	17.5
16	22.3	21.4	20.8	20.5	19.0	18.6	18.0	17.5
17	21.0	20.5	20.3	20.0	19.2	18.7	18.1	17.5
18	19.9	19.5	19.7	19.5	19.2	18.8	18.1	17.5
19	18.2	18.3	18.5	18.9	19.2	18.8	18.2	17.6
20	20.0	19.6	19.2	18.9	19.0	18.8	18.2	17.6
21	21.5	20.5	19.8	19.3	18.9	18.7	18.2	17.6
22	19.2	19.2	19.3	19.3	19.0	18.7	18.2	17.7
23	20.3	19.6	19.4	19.1	19.0	18.7	18.2	17.7
24	19.5	19.1	18.9	19.0	18.9	18.7	18.2	17.7
25	21.5	20.1	19.6	19.1	18.9	18.6	18.2	17.7
26	23.0	21.5	20.6	19.7	19.0	18.7	18.2	17.7
27	22.3	21.1	20.3	20.0	19.2	18.8	18.3	17.7
28	20.1	20.0	20.0	19.8	19.4	18.9	18.3	17.8
29	20.7	19.9	19.6	19.4	19.4	19.0	18.4	17.8
30	19.5	19.1	19.1	19.2	19.3	19.0	18.4	17.8
31	19.5	19.0	19.1	19.0	19.2	19.0	18.4	17.8
平均 Mean	20.6	19.9	19.5	19.2	18.9	18.6	18.0	17.5

中華民國二十七年八月逐日雲量(0-10)

Cloud Amount of every day in the Month of August, 1938. (0-10)

日	6	7	8	9	10	11	12	13	14	15	16	17	18	19	20	21	平均 Mean
1	5.0	8.0	5.0	8.0	8.0	8.0	7.0	7.0	6.5	6.5	5.5	8.0	6.5	7.5	5.5	9.5	7.6
2	7.5	8.0	9.5	10.0	9.5	9.5	9.5	9.5	9.5	9.5	10.0	9.0	8.5	10.0	10.0	10.0	9.4
3	9.5	10.0	10.0	10.0	10.0	9.5	9.5	10.0	9.5	9.0	8.5	10.0	10.0	10.0	10.0	10.0	9.7
4	8.0	8.0	4.0	5.0	3.5	4.5	4.5	8.0	9.0	8.5	9.0	9.0	9.5	10.0	7.5	9.6	7.4
5	8.5	9.5	10.0	10.0	9.5	9.5	9.5	10.0	10.0	10.0	9.5	9.5	10.0	10.0	10.0	10.0	9.7
6	9.0	8.5	9.0	9.0	9.5	9.6	9.0	8.5	8.5	9.0	9.5	8.0	7.0	7.5	7.0	8.5	8.6
7	3.0	4.0	2.0	4.5	2.0	3.5	5.5	6.5	8.5	9.0	9.5	9.5	9.0	7.5	7.5	7.5	6.0
8	10.0	10.0	10.0	10.0	10.0	10.0	10.0	10.0	10.0	10.0	10.0	9.8	9.8	10.0	9.8	10.0	10.0
9	8.5	8.5	9.5	8.5	9.5	9.5	9.5	9.5	9.5	9.5	9.5	7.5	9.5	10.0	9.8	7.0	8.9
10	7.5	9.8	7.0	9.5	7.5	9.5	9.5	10.0	10.0	10.0	10.0	6.0	7.0	9.5	9.5	10.0	8.9
11	10.0	10.0	10.0	9.5	9.8	10.0	9.0	9.0	9.0	10.0	10.0	10.0	10.0	10.0	10.0	10.0	9.9
12	11.0	10.0	10.0	10.0	9.5	9.0	9.0	6.0	7.0	7.0	6.0	10.0	10.0	10.0	10.0	10.0	9.0
13	10.0	10.0	10.0	10.0	10.0	10.0	9.8	9.0	9.0	7.0	7.0	8.0	7.0	10.0	10.0	10.0	9.3
14	9.0	8.0	7.5	7.5	7.0	7.0	7.0	7.0	4.5	4.0	3.5	6.0	4.0	4.0	4.5	3.0	5.7
15	8.0	9.0	8.5	8.5	7.0	6.5	8.0	9.0	9.0	7.0	6.0	5.0	7.0	8.0	10.0	10.0	8.0
16	10.0	10.0	10.0	10.0	10.0	10.0	10.0	10.0	10.0	10.0	10.0	10.0	10.0	10.0	10.0	9.0	9.8
17	9.8	9.8	9.0	8.5	8.5	8.0	8.0	9.0	9.0	10.0	10.0	10.0	10.0	10.0	10.0	9.5	9.0
18	11.0	10.0	10.0	10.0	10.0	10.0	10.0	10.0	10.0	10.0	10.0	10.0	10.0	10.0	10.0	10.0	9.9
19	10.0	10.0	10.0	10.0	10.0	10.0	10.0	10.0	10.0	10.0	10.0	10.0	10.0	10.0	10.0	10.0	10.0
20	10.0	10.0	10.0	10.0	9.5	9.5	9.5	9.0	9.5	9.5	10.0	10.0	10.0	10.0	10.0	10.0	9.8
21	10.0	10.0	10.0	9.5	9.8	9.0	8.5	7.5	7.5	7.5	9.5	9.8	10.0	10.0	10.0	10.0	9.3
22	10.0	10.0	10.0	10.0	9.0	9.5	10.0	9.0	9.0	10.0	9.0	9.5	10.0	10.0	9.5	9.5	9.8
23	10.0	10.0	10.0	10.0	9.5	9.8	7.0	6.0	5.5	6.0	6.5	9.5	7.0	6.0	8.5	7.0	7.9
24	10.0	10.0	10.0	10.0	10.0	8.5	8.5	7.0	7.5	6.0	5.0	4.0	4.0	9.0	9.0	9.5	8.0
25	8.0	9.0	10.0	7.0	6.0	6.0	5.0	7.0	7.0	6.0	5.0	2.0	2.0	2.0	1.0	1.0	5.2
26	3.0	3.0	2.5	3.5	3.5	7.0	7.0	7.5	8.0	8.5	8.5	8.5	8.5	8.0	7.0	6.0	6.3
27	9.8	10.0	9.5	9.0	8.5	9.0	9.0	9.5	8.5	9.5	9.5	10.0	10.0	10.0	10.0	10.0	9.5
28	10.0	10.0	10.0	10.0	9.5	8.5	9.0	9.0	9.5	10.0	10.0	10.0	10.0	10.0	10.0	10.0	9.7
29	10.0	10.0	9.5	10.0	9.5	7.5	8.0	10.0	8.0	8.0	9.5	8.5	9.0	8.5	8.0	7.5	8.8
30	10.0	10.0	10.0	10.0	9.5	10.0	10.0	10.0	10.0	10.0	10.0	10.0	10.0	10.0	10.0	10.0	10.0
31	10.0	10.0	10.0	10.0	9.0	10.0	10.0	10.0	10.0	10.0	10.0	10.0	10.0	10.0	10.0	10.0	9.9
平均 Mean	6.9	9.1	9.8	8.9	8.6	8.6	8.6	8.8	8.6	8.5	8.6	8.6	8.6	8.9	8.9	8.8	8.7

中華民國二十七年

Absolute Humidity at every hour of day.												
時日 H. D.	1	2	3	4	5	6	7	8	9	10	11	正午 Noon
1	12.13	12.36	12.31	12.40	11.95	12.11	12.97	13.43	13.75	12.68	12.51	12.94
2	12.28	12.36	12.31	12.23	12.31	12.31	13.14	12.52	12.61	12.90	13.79	14.01
3	12.23	12.12	12.12	12.13	12.07	12.03	12.66	12.84	13.02	12.65	13.79	13.98
4	12.12	12.35	12.03	11.95	11.80	12.03	12.60	12.60	13.37	13.67	13.40	13.04
5	11.34	11.24	10.87	10.76	10.76	10.86	11.20	12.09	12.53	13.45	12.18	
6	11.93	11.85	12.44	12.40	12.08	12.12	12.54	14.00	12.82	11.81	14.32	13.47
7	10.18	10.97	11.01	10.91	10.87	11.05	12.68	12.56	14.06	13.94	14.41	14.16
8	11.84	12.07	11.84	12.07	11.69	12.07	12.15	12.71	12.31	12.38	12.71	12.72
9	11.43	11.24	11.17	11.10	11.06	11.17	11.83	12.07	12.25	12.45	12.21	12.62
10	11.05	11.02	10.84	10.84	10.63	10.95	11.73	12.42	12.05	12.69	13.01	13.13
11	11.66	11.76	11.80	11.86	11.65	11.69	11.91	12.00	12.40	12.90	13.34	12.46
12	12.07	11.92	11.84	11.88	11.77	11.84	12.15	12.07	13.35	13.68	14.18	13.40
13	11.99	11.96	11.92	11.77	11.99	12.14	12.27	12.39	12.39	12.74	13.34	14.20
14	12.68	12.60	12.75	12.51	12.19	11.95	13.25	12.73	13.16	13.29	13.36	13.33
15	12.78	12.48	12.28	12.16	12.44	12.69	12.68	12.77	14.19	14.00	13.75	13.77
16						12.36	12.40	12.46	12.68	13.82	12.51	13.66
17	12.94	13.24	12.39	12.52	12.35	12.52	12.81	12.60	12.94	13.52	13.94	14.31
18	11.99	11.91	12.23	12.19	12.47	12.47	12.39	12.59	12.13	13.34	13.96	14.07
19	13.11	13.05	12.97	13.01	13.01	13.13	13.13	13.56	13.62	12.36	12.23	12.92
20	12.71	12.67	12.63	12.63	12.63	12.63	12.88	13.13	13.35	13.06	13.07	13.35
21	12.96	12.79	12.71	12.71	12.71	12.63	12.88	13.47	13.79	13.94	14.26	14.32
22	13.02	12.95	13.05	12.79	12.63	12.63	12.79	13.22	13.59	11.55	14.37	14.01
23	13.01	12.75	12.92	12.88	12.64	12.79	12.96	13.22	13.56	14.23	13.29	14.13
24	12.55	12.71	12.51	12.63	12.55	12.55	12.63	12.63	12.79	13.57	14.03	14.49
25	12.36	12.40	11.96	11.88	11.89	11.91	11.88	12.47	12.51	13.52	12.02	14.21
26	12.56	12.34	12.17	12.04	12.22	12.12	12.70	13.21	13.68	14.18	14.75	14.16
27	13.36	13.60	13.37	13.33	13.35	13.37	13.54	13.85	14.50	14.76	14.65	14.85
28	13.92	12.97	12.56	12.66	12.59	12.51	12.51	13.19	13.67	13.37	14.31	14.49
29	13.37	12.74	13.03	12.77	12.63	12.80	12.97	13.28	13.43	12.94	14.00	13.99
30	12.66	12.72	12.79	12.68	12.84	12.88	13.01	13.10	13.67	13.58	14.06	14.29
31	13.20	13.22	13.35	13.30	13.30	13.30	13.36	13.87	14.40	13.94	14.38	13.77
Mean	12.45	12.37	12.28	12.24	12.17	12.24	12.59	12.84	13.16	13.48	13.68	13.76

八月逐日各時絕對溫度 (mm)

in the Month of August, 1938. (mm)												
13.	14	15	16	17	18	19	20	21	22	23	日 夜 平 均 Mdn. Mean	
12.56	12.59	13.71	12.21	12.40	12.30	11.58	11.33	12.82	11.89	12.01	12.20	12.42
14.89	14.68	13.16	13.67	12.22	12.42	12.36	11.95	12.19	12.28	12.31	12.31	12.79
14.65	13.51	14.30	14.23	14.39	13.76	12.98	13.01	13.05	12.97	12.36	12.08	13.01
11.12	11.40	12.20	12.40	12.21	11.78	11.39	11.62	12.21				12.29
12.80	12.38	12.65	11.92	12.90	12.09	12.28	12.39	11.97				11.95
13.47	13.19	13.51	13.06	13.61	12.51	12.17	11.35	11.58	11.62	11.53	10.27	12.62
13.39	13.10	13.37	12.48	12.53	12.61	12.37	11.80	12.37	12.36	13.29	12.91	12.47
13.12	14.31	13.91	13.88	13.45	12.93	13.40	13.31	11.84	11.49	11.62	11.69	12.60
13.11	13.45	12.61	12.28	11.86	11.86	10.89	10.53	10.38	10.64	10.78	10.89	11.64
13.28	12.11	12.29	12.08	10.97	11.38	10.97	11.15	11.42	11.88	12.12	11.88	11.75
13.94	12.99	12.41	12.70	11.53	12.04	12.36	12.43	11.88	11.73	11.91	12.03	12.18
13.98	13.81	14.25	13.74	13.99	12.67	12.82	13.15	12.01	12.08	12.28	12.12	12.78
13.29	13.61	12.91	14.81	13.95	12.93	12.15	12.69	13.14	13.02	12.85	12.77	12.69
12.71	12.31	12.49	12.07	12.09	11.57	12.07	12.27	13.01	13.12	13.32	13.08	12.66
12.67	14.56	13.40	12.97	13.99	13.66	13.23	13.65	13.65	13.47	13.41	13.49	13.26
13.06	14.15	13.89	13.16	12.73	12.89	13.41	13.61	14.08	13.68	13.70	13.23	13.28
14.00	14.45	14.59	15.34	13.18	12.96	13.40	13.08	13.02	13.02	12.91	12.94	13.28
12.96	13.02	13.94	13.88	13.87	13.16	13.14	13.00	12.95	13.03	13.03	12.98	12.95
13.65	13.45	13.87	14.08	13.60	13.32	13.25	13.60	13.09	12.75	12.59	12.89	13.14
14.63	15.79	14.92	13.43	13.90	13.60	13.25	13.92	13.56	13.64	13.14	12.97	13.61
14.91	13.78	13.89	13.71	13.30	14.23	14.50	13.81	14.05	13.65	13.52	13.39	13.58
13.14	14.44	14.04	13.63	13.92	13.43	13.08	13.54	13.53	13.53	13.17	12.68	13.72
14.46	14.90	14.33	13.42	13.51	12.20	12.44	13.97	13.45	12.89	12.71	12.55	13.26
13.77	13.84	13.35	12.26	12.69	13.18	12.45	12.89	12.72	12.28	13.32	12.39	12.92
13.92	13.50	14.03	13.66	13.16	13.21	12.68	12.51	12.50	12.54	12.36	12.37	12.74
13.85	12.96	13.01	12.82	12.07	12.52	12.86	13.31	13.05	13.33	13.68	11.32	13.04
14.77	14.19	14.38	13.45	13.47	13.71	11.68	12.12	13.06	13.41	14.17	14.11	13.72
14.63	13.54	13.01	13.42	13.41	13.56	12.99	13.22	13.58	12.41	13.43	13.29	13.22
13.73	14.29	13.89	13.97	13.95	12.87	12.77	13.39	13.16	12.94	13.25	13.20	13.30
13.76	13.37	13.86	13.91	14.17	13.82	13.47	13.08	13.08	13.41	13.41	13.20	13.59
14.72	14.94	14.42	13.79	13.88	14.15	13.67	13.54	13.28	13.22	12.97	12.92	13.70
13.63	13.50	13.51	13.25	13.12	12.88	12.64	12.71	12.70	12.70	12.77	12.62	12.89

中華民國二十七年

Relative humidity at each hour of day,

時日 H D.	1	2	3	4	5	6	7	8	9	10	11	中午 Noon
1	90.0	93.6	94.4	95.1	99.0	99.0	91.0	85.7	81.3	73.2	68.0	69.0
2	93.5	95.4	96.1	98.1	98.1	98.1	82.0	80.1	91.8	83.8	77.1	74.6
3	98.1	97.2	97.2	98.0	98.1	99.0	100.0	99.0	97.1	100.0	91.3	85.2
4	97.2	99.0	99.1	99.0	99.0	99.0	95.4	84.4	85.3	79.8	73.6	68.2
5		94.4	94.3	94.3	95.1	95.1	92.4	89.9	87.5	80.7	80.0	68.9
6	89.2	89.1	93.5	92.7	92.6	93.5	90.2	84.1	83.8	80.3	73.5	60.9
7	83.2	87.7	94.3	95.2	96.1	93.3	86.1	83.7	87.4	85.1	82.6	74.0
8			96.2	94.4	98.3	94.4	100.0	98.1	98.1	96.3	100.0	94.4
9	95.3	96.2	96.3	100.0	99.1	100.0	94.3	94.4	89.2	83.0	76.5	75.1
10	95.1	96.2	91.8	91.8	97.2	96.2	97.2	87.7	83.4	81.3	82.5	80.0
11	97.3	98.1	99.0	97.3	99.1	100.0	98.1	96.2	90.9	95.4	80.4	78.5
12	100.0	100.0	100.0	99.1	100.0	100.0	100.0	100.0	99.9	88.9	84.4	78.9
13	94.3	95.3	96.2	96.2	97.2	99.0	99.0	98.1	94.4	91.0	85.6	79.4
14	96.5	96.5	99.0	99.0	99.0	99.0	91.1	87.0	85.5	81.0	77.6	75.5
15	92.0	92.7	94.5	92.6	95.4	95.4	96.5	95.4	92.2	88.2	81.3	75.2
16						93.6	92.7	90.2	84.5	86.5	71.7	71.9
17	85.4	96.4	94.4	95.4	95.3	94.9	96.3	97.2	95.5	91.2	81.4	76.6
18	98.0	98.0	98.1	99.0	100.0	100.0	100.0	99.1	90.1	91.2	87.4	82.2
19	97.4	98.1	98.2	99.1	99.1	100.0	100.0	100.0	97.3	95.7	98.1	91.4
20	100.0	99.1	100.0	100.0	100.0	100.0	100.0	100.0	99.2	94.8	90.8	88.6
21	100.0	100.0	100.0	100.0	100.0	100.0	100.0	100.0	91.3	90.5	85.9	81.6
22	100.0	100.0	100.0	100.0	100.0	100.0	100.0	100.0	100.0	94.0	87.0	94.2
23	99.1	99.0	99.0	100.0	100.0	100.0	100.0	100.0	100.0	93.1	86.4	85.2
24	98.1	100.0	99.1	100.0	100.0	100.0	100.0	100.0	100.0	95.5	90.6	86.8
25	95.4	97.1	95.3	97.1	97.1	98.0	97.1	100.0	93.5	87.3	74.7	83.0
26	86.9	85.9	89.2	93.5	93.6	93.5	91.9	91.9	88.9	84.4	81.0	74.0
27	82.9	93.0	95.6	97.1	99.1	95.6	95.6	94.7	90.7	88.4	80.9	75.8
28	92.2	98.2	96.3	97.2	89.1	99.0	99.0	97.3	94.6	89.7	90.7	86.8
29	93.7	91.0	95.5	95.4	98.1	98.2	98.2	97.4	99.0	86.2	88.2	84.3
30	95.5	94.4	96.4	100.0	99.1	100.0	99.1	97.3	94.6	90.5	87.4	80.9
31	95.5	98.1	99.1	100.0	100.0	100.0	97.3	99.1	94.7	90.6	84.5	83.5
年 Mean	94.4	95.9	96.6	97.3	98.1	97.9	96.1	94.5	92.6	88.0	83.3	79.5

八、月 逐 日 各 時 相 對 濕 度 (%)

in the Month of August, 1938. (%)												
13	14	15	16	17	18	19	20	21	22	23	子 夜 Mida.	平均 Mean
63.2	63.0	62.5	55.2	60.6	65.4	68.5	68.3	63.8	63.3	67.5	91.7	78.9
78.3	76.3	67.9	94.5	85.1	87.7	97.2	99.0	99.0	98.1	98.1	98.1	89.5
91.4	82.0	83.0	76.7	74.0	90.4	96.1	99.1	98.1	98.2	95.4	96.2	93.6
63.5	64.7	68.4	69.0	66.5	71.9	73.5	79.4	83.4				82.1
69.4	65.5	66.9	69.0	80.2	79.0	79.8	85.2	83.4				82.6
63.3	65.7	69.9	83.3	87.3	79.3	79.1	75.6	70.5	79.4	87.3	87.6	81.3
69.3	68.4	62.2	77.1	83.0	70.4	81.4	76.7	81.4	82.9	92.0	91.0	83.4
91.9	91.1	88.7	88.9	89.5	88.0	94.6	98.2	90.8	91.6	96.5	96.2	94.4
81.0	79.0	71.9	82.8	81.1	82.6	91.4	89.5	86.0	88.7	83.4	84.3	87.5
84.7	81.2	88.4	90.8	86.3	89.0	89.7	90.6	91.6	95.5	97.2	97.1	90.1
79.6	83.9	80.1	76.6	90.7	92.5	97.3	99.1	97.1	97.2	98.1	99.0	92.1
77.2	80.7	76.7	73.2	82.0	89.4	92.8	94.5	89.2	90.8	93.5	93.5	91.0
88.0	89.5	84.6	85.3	89.0	87.8	94.3	95.4	98.2	97.3	97.3	97.3	92.0
69.4	64.4	64.5	58.3	59.8	64.3	71.4	74.9	82.5	84.7	88.8	98.1	82.0
69.6	74.3	67.5	63.3	66.7	66.0	76.8	81.3	86.5	86.5	88.8	90.5	83.7
70.8	69.2	66.7	67.1	71.2	75.3	83.4	87.3	89.0	88.9	91.3	94.5	81.4
75.9	77.4	83.1	79.2	84.1	83.1	82.5	83.9	86.2	87.9	89.5	95.1	88.2
83.1	83.6	85.1	82.1	83.7	87.2	90.0	91.1	91.9	93.7	95.5	96.4	91.9
98.1	97.3	93.1	89.7	93.0	88.7	92.8	99.1	99.1	99.0	99.1	99.1	96.5
83.9	89.4	83.5	85.7	89.7	93.0	91.1	98.2	98.1	100.0	98.2	98.2	95.1
80.4	73.1	74.0	77.2	84.9	92.8	99.1	96.6	99.2	98.1	99.1	98.2	92.5
96.9	95.1	89.0	83.6	86.6	87.3	91.1	95.5	97.3	97.3	97.3	96.5	95.3
89.9	81.8	80.1	76.9	81.9	95.4	97.3	98.2	90.1	94.5	98.0	98.0	93.5
89.6	82.9	79.0	76.6	76.5	71.6	82.9	88.5	94.4	93.5	92.6	94.4	91.4
76.4	70.6	73.3	65.5	67.9	70.3	77.8	79.3	81.3	81.4	85.3	81.4	84.4
68.9	62.2	59.1	59.1	57.5	66.2	74.6	78.5	77.0	81.7	88.9	88.5	79.9
80.8	78.0	71.9	68.2	70.0	77.2	68.7	72.1	81.6	83.4	92.2	93.1	84.4
83.2	84.2	77.4	88.6	83.4	86.5	87.1	90.4	77.2	82.2	91.2	92.0	90.2
74.5	72.9	70.9	67.0	72.1	72.0	79.8	86.4	85.5	80.4	92.9	95.5	86.5
81.4	76.3	80.0	80.8	85.9	88.1	92.1	91.1	92.9	96.4	96.4	95.5	91.3
87.6	90.0	81.7	87.4	87.4	91.4	94.6	95.6	95.5	98.2	98.2	99.1	93.7
79.4	77.9	76.3	76.7	79.3	81.8	86.1	88.3	89.1	90.7	93.4	94.3	88.5

中華民國二十七年

Form and Direction of Clouds of each

時 日	6		7		8		9		10		11	
	狀 For.	向 Dir.	狀 For.	向 Dir.	狀 For.	向 Dir.	狀 For.	向 Dir.	狀 For.	向 Dir.	狀 For.	向 Dir.
1	S	SE	S	SE	S	ESE	C	W	C	W	C	W
2	AK	AK	AK	H	AK	E	AK	S	AK	ENE	AK	ENE
3	S	NE	C		S	NE	C	NE	AK		AK	NE
4	S	ENE	C		C	NNW	C		AK		AK	ENE
5	AK	ENE	AK	ENE	AK	ENE	AK	ENE	AK	ENE	AK	ENE
6	C	ESU	AK	ENE	S	SE	AK	ENE	AK	ENE	AK	ENE
7	CS	AS	S	F	C	E	AK		SK	ENE	K	ENE
8	C	ENE	N	ENE	N	ENE	V	WSW	N	WSW	N	WSW
9	C		C	F	AK	S	C		SK	ENE	AS	
10	S		S	F	S	E		E	SK		AK	E
11	S	NNE	S	NNE	S	NNE	AK		AS	ESE	AS	ESE
12	N	ESR	N	ESE	N	ESE	N	ESE	AS	ESE	AS	ESE
13							N	E	N	E	N	E
14	S	ESE	S	ESE	S	ENE	C		C	ENE	C	
15	S	NE	S	NE	S	ENE	S	ENE	K	ENE	K	NNE
16	S	S	S	S	AS		CS		CS		CS	
17	S	SW	S	SSW	S	SSW	AS		AK		KN	SSW
18	AS		N	W	AS	W	AS	SSW	E		AK	
19	AS		AS		AS		AS		N	N	N	N
20	N		N		N		N		S	ESE	N	ESE
21							S	ENE	S	ENE	AK	
22							N		N	ENE	KN	WSW
23							S	ENE	S	E	E	E
24							N		N	E	KN	E
25	N	SE	AS		S	SE	N	SE	SK	WSW	SK	WSW
26	S	SSW	S	SSW	S	SW	SK	SW	K	SW	K	SW
27	N	SSW	N	SSE	N	WSW	N	WSW	S	CS	CS	SW
28	AS	WSW	AS	WSW	AK	AS	W	S	SW	S	SK	SW
29	N	SSW	N	SSW	AS	S	AS	S	AK	S	KN	SW
30			AS		AS		AK		S	SW	AK	W
31	AS		AK	WSW	S	W	S	W	KN	W	N	WSW

八月逐日雲狀及雲向

day, in the Month of August, 1938.

12		13		14		15		16		17		18		日期 Date
狀 For.	向 Dir.	狀 For.	向 Dir.	狀 For.	向 Dir.	狀 For.	向 Dir.	狀 For.	向 Dir.	狀 For.	向 Dir.	狀 For.	向 Dir.	
C	W	C	SSW	CS	NNE	CS	N	CS	N	CS	N	C	N	1
AK	ENE	KN	ENE	AS	ENE	KN	ENE	KN	ENE	AS	N	AK	N	2
AK	NE	N	ESE	AK	AK	AK	ENE	AK	ESE	AK	AK	AK	ENE	3
AK	ENE	AK	ENE	AK	ENE	AK	ENE	AK	ENE	AK	AK	AK	ENE	4
AK	ENE	AK	ENE	CS	CS	AK	ENE	AK	ENE	AK	AK	AK	E	5
AK	ENE	KN	SE	KN	SSE	AS	SSE	N	AS	AS	NE	AK	NW	6
KN	ENE	KN	AS	AS	ENE	AS	ENE	AS	AS	AS	ENE	AK	ENE	7
AS		AS	NNE	AS	NNE	AS	ENE	AS	ENE	AS	ENE	AK	ENE	8
AS		AS	E	AK	E	KN	E	N	AS	AK	E	CS	NNW	9
AS	ESE	AS	FSE	N		AS		AS		N	ESE	AS		11
AK	ESE	AK	ENE	AK	ESE	AK	ESE	AK	ESE	N	FSE	N	E	12
N		N	ENE	N	ENE	AK	N	AK	N	AS	ENE	AS		13
C	NE	K	K	K	K	K	C	K	ENE	C	NE	C	NE	14
K	NNE	K	ENE	K		K	K	K	ENE	K	ENE	K	ENE	15
CS		CS		CS		CS		AS	E	AS	E	AS	E	16
KN	SSW	KN	WSW	KN	WSW	KN	E	AS		N	W	AS		17
CS		AS		AS		AS		AS		AS		AS	SW	18
N		N		AS		AS		AS		AS		AS		19
KN		KN		AS		AS		AS		AS		AS		20
KN	ENE	KN	KN	KN		AK	ENE	N	N	AS	N	N	SSE	21
N	ENE	N	N	N		AK	ENE	AK	ENE	AK	KN	KN	ENE	22
KN	E	KN	KN	KN	E	KN	E	KN	W	KN	E	KN	E	23
KN	E	KN	E	KN	ESE	KN	E	KN	E	KN	E	KN	SE	24
K	WSW	K	WSW	K	WSW	K	WSW	K	WSW	K	WSW	K	W	25
K	SW	K	S	CS		CS		CS	S	C	S	C	S	26
CS		N	ENE	CS		CS	WSW	CS	WSW	AS		AS	ENE	27
KN	ENE	AK	N	N		CS	WSW	CS	WSW	AS	NNE	AS	ENE	28
KN		N		N		CS	WSW	CS	WSW	AS		CS	WSW	29
KN	W	N	W	AS	W	AS	E	AS	N	AS		AS	WSW	30
N		N		KN		N		N		AS		AS		31

中華民國二十七年八月

Wind Direction and Wind Velocity of

時日	6		7		8		9		10		11		12		13	
	向	速	向	速	向	速	向	速	向	速	向	速	向	速	向	速
D.	Dir.	Vel.	Dir.	Vel.	Dir.	Vel.	Dir.	Vel.	Dir.	Vel.	Dir.	Vel.	Dir.	Vel.	Dir.	Vel.
1	B	4.7	ENE	1.6	ENE	5.0	ENE	6.5	ENE	7.1	ENE	6.2	E	6.2		
2	ESE	7.7	SE	6.2	NE	9.0	ENE	7.2	NE	6.0	NNE	6.1	NNE	6.0	NNE	8.4
3	NNE	7.9	NNE	8.7	NE	7.6	NE	8.6	V	9.7	NNE	7.0	NNE	0.8	ENE	8.6
4	EVE	9.7	NNE	8.1	NNE	11.7	NE	9.1	NE	10.7	EAE	6.3	ENE	11.0	NE	13.7
5	NE	8.6	NE	7.2	NE	9.0	NE	7.5	NNE	8.0	NE	6.0	ENE	0.2	ENE	8.0
6	N	1.4	C	0.0	E	3.9	SW	1.8	HSE	1.0	NE	4.2	NNE	4.6	WAW	1.0
7	SW	5.4	ENE	4.5	W	2.9	SW	0.9	WSW	2.7	WSW	5.1	SE	2.0	SW	3.9
8	SSE	5.6	SSW	4.3	ENE	1.0	WSW	6.6	NAW	1.2	WSW	6.8	SW	2.9	W	1.3
9	NNE	11.9	NE	9.0	ENE	7.6	ENE	9.2	E	9.3	ENE	8.8	NNE	8.2	NE	0.2
10	ENE	5.2	NE	8.2	NNE	7.7	ESE	7.3	ENE	8.2	NE	6.1	NNE	5.2	ENE	8.1
11	ENE	6.4	NNE	3.0	NNE	6.8	NNE	8.6	ENE	7.1	ENE	9.7	ENE	7.0	NNE	5.7
12	NE	7.6	NE	7.4	ESE	9.6	NE	5.9	NE	8.5	SE	10.6	ENE	11.0	NE	11.9
13	NE	9.6	ENE	5.3	NNE	7.8	ENE	7.9	ENE	9.0	ENE	6.0	ENE	8.2	NE	7.7
14	EVE	8.9	NE	8.2	ENE	8.1	ENE	6.9	ENE	6.0	E	6.4	E	1.7	E	5.2
15	SSW	3.0	SSW	5.0	SSE	1.5	SE	0.6	SSW	3.4	SSW	4.2	SSW	1.1	E	7.9
16	S	6.1	SSE	7.6	S	5.9	S	7.6	S	5.5	S	6.9	ENE	5.2	ESE	6.7
17	S	6.3	S	8.3	SSW	10.5	SSW	8.0	SW	0.6	SSW	9.2	WSW	5.2	WSW	8.1
18	SSW	6.6	SSW	7.5	SSW	7.7	S	3.1	S	5.1	SSW	7.2	WSW	6.9	SW	9.7
19	SSW	9.7	SSW	9.2	SSW	8.9	SSW	7.4	N	5.1	NNE	6.3	ENE	8.7	ENE	9.6
20	ENE	5.3	NNE	5.6	ENE	4.9	ENE	7.4	ENE	7.8	ENE	7.6	N	4.4	ENE	0.5
21	NNE	7.5	NE	9.4	ENE	7.9	ENE	9.7	ESE	8.1	ENE	3.3	ENE	7.0	E	5.0
22	NE	8.0	NE	9.4	NE	7.5	NNE	9.3	NE	7.9	NNE	7.0	NE	9.6	ENE	10.4
23	ENE	5.7	NE	8.0	NE	7.1	ENE	7.0	NE	8.9	ENE	7.9	ENE	9.5	ENE	5.6
24	EVE	8.5	ENE	8.3	ENE	9.4	ENE	8.6	ESR	10.2	ESE	8.5	ENE	8.5	ENE	12.4
25	S	4.8	SSW	3.2	SSW	2.7	SSW	5.2	SW	4.7	SW	7.9	SW	8.1	SSW	8.9
26	SSW	7.2	SSW	6.2	SSW	3.9	SSW	5.1	SSW	5.1	SSW	4.4	SSW	5.3	SSW	7.9
27	SSE	2.2	SSW	3.7	SSW	6.4	SSW	4.0	SW	4.7	SW	6.9	SSW	8.4	W	5.0
28	ENE	7.4	ENE	6.2	ENE	2.6	SSW	4.0	SSW	3.6	ENE	1.8	E	2.2	SSW	7.4
29	SSW	5.9	SSW	4.9	SSW	1.3	SSW	7.0	SSW	8.9	SSW	13.6	SSW	7.9	SSW	10.7
30	SSW	8.3	SSW	4.5	SSW	6.3	SSW	4.7	SW	6.4	SSW	6.6	SSW	7.0	SSW	8.6
31	SSW	8.4	SSW	9.3	SSW	8.1	SSW	9.7	SSW	8.6	SW	9.7	SW	8.6	SW	10.5
平均		6.8		6.5		6.4		6.5		6.3		7.2		6.7		7.6

月 逐 日 風 向 及 風 速

every day, in the Month of August, 1938.

14		15		16		17		18		19		20		21		平均
向	速	向	速	向	速	向	速	向	速	向	速	向	速	向	速	
Dir.	Vel.	Dir.	Vel.	Dir.	Vel.	Dir.	Vel.	Dir.	Vel.	Dir.	Vel.	Dir.	Vel.	Dir.	Vel.	
E	6.9	ESE	4.0	NE	3.3	E	0.7	SSW	4.7	SSW	6.2	SSW	3.8	NE	10.1	5.2
ENE	8.4	NNE	1.3	ENE	8.2	E	1.2	E	8.1	ENE	13.8	NE	4.9	NE	6.8	7.0
ENE	8.6	ENE	7.9	NNE	4.2	SE	2.8	ENE	9.9	E	8.9	ENE	8.2	ENE	8.5	7.8
ENE	12.3	ENE	8.8	ENE	11.1	ENE	11.3	ENE	12.3	ENE	13.4	E	15.5	ENE	11.8	11.2
ENE	6.2	ENE	3.9	ENE	8.4	E	11.6	E	8.5	ESE	7.6	E	7.4	ESE	5.7	7.5
E	4.5	E	5.2	WSW	5.1	WSW	8.7	WSW	5.0	ESE	4.7	SSW	3.7	S	6.2	3.8
SW	4.6	N	2.0	NNE	3.9	SW	3.4	SW	4.7	SSW	5.6	SSW	4.2	SSW	7.3	4.2
WNW	0.9	WNW	4.3	N	6.9	N	3.0	ENE	3.7	E	6.9	E	9.1	E	7.2	4.5
NE	9.2	ENE	6.8	ENE	8.7	E	7.9	E	7.9	E	8.4	ENE	9.1	NE	7.0	8.4
ENE	8.9	NE	6.5	ENE	9.7	ENE	6.9	NE	6.7	NNE	7.4	E	7.3	E	7.5	7.3
ENE	4.4	ESE	6.2	NNE	5.0	NE	6.4	NNF	6.2	NE	7.4	NE	6.1	NE	5.4	6.4
NE	10.8	NE	12.3	NE	7.3	ENE	11.0	E	10.9	ENE	9.4	ENE	9.7	ENE	13.5	9.9
NE	8.6	NE	7.9	NE	7.7	NE	7.5	E	9.8	E	11.0	ENE	7.8	ENE	9.6	8.1
E	7.1	E	5.5	E	3.7	E	4.4	E	3.3	ESE	6.5	SE	7.4	SE	8.0	6.6
SSW	4.9	SSW	8.2	SSW	5.0	SSW	9.7	C	0.0	SE	7.6	ESE	9.4	ESE	4.8	4.8
S	3.5	ESE	2.7	E	2.3	SSE	4.7	ESE	7.9	ENE	8.2	E	6.5	ENE	3.0	5.6
SSW	4.9	SW	4.2	WSW	0.9	SSE	3.7	SSW	4.2	ESE	4.6	S	7.1	S	7.3	6.0
SW	11.9	SSW	6.4	SW	3.9	SW	3.5	SSW	6.4	SSW	3.4	SSW	5.2	SSW	5.6	6.3
E	7.2	ESE	2.5	SW	4.5	WSW	6.3	WSW	2.4	N	3.6	NNE	3.1	ENE	4.5	6.2
E	5.0	ESE	7.7	E	5.5	SE	6.9	SE	8.8	ESE	4.3	ESE	5.9	ENE	6.6	6.2
E	8.5	E	5.4	E	5.1	SE	5.2	ESE	8.4	SE	8.2	ENE	3.5	ENE	7.0	7.2
ENE	6.5	EVE	9.0	ENE	9.2	E	5.1	ESE	9.5	ENE	9.2	ENE	7.3	ENE	9.2	8.4
EVE	8.6	E	1.1	E	9.4	ENE	14.3	NE	9.9	ENE	7.6	ENE	8.4	ENE	19.0	8.9
EVE	10.8	EVE	10.5	E	13.0	ESE	9.0	ESE	10.6	SSE	11.6	SSE	10.4	SSW	10.0	10.0
WSW	0.3	SSW	6.8	WSW	6.8	WSW	8.2	SW	8.6	SW	8.0	SSW	7.5	SSW	6.7	6.5
SSW	7.8	SSW	6.1	SSW	5.2	SSW	6.7	SSW	4.8	SSW	7.4	SSW	7.6	SSW	5.3	6.0
S	4.9	SW	5.2	SSW	5.6	SSW	2.0	SSW	2.1	SSE	4.4	SSE	7.4	S	8.8	5.1
W	10.6	SW	12.8	WSW	11.4	SSW	10.7	SSW	3.6	SSW	7.9	SSW	3.2	SSW	3.2	6.2
SW	9.3	WSW	10.3	WSW	7.5	SSW	8.5	SSW	9.3	SSW	8.1	SSW	11.2	SSW	12.2	8.6
WSW	7.6	WSW	9.6	WSW	8.4	SSW	7.9	SSW	8.7	SSW	10.7	SSW	11.7	SSW	13.6	8.5
WSW	10.2	SW	13.7	SW	10.2	SW	12.6	SSW	10.1	SW	17.6	SSW	9.2	SSW	6.7	10.2
	7.4		7.0		6.7		7.1		7.1		8.2		7.4		7.7	7.0

中華民國二十七年

Precipitation at every hour of day

時 H. 日 D.	Precipitation at every hour of day											
	0-1	1-2	2-3	3-4	4-5	5-6	6-7	7-8	8-9	9-10	10-11	中 午 Noon
1												
2												
3												
4										2.3	0.2	
5												
6												
7	3.0											
8	0.9	10.8	0.1	2.7	1.4	0.5	1.5	T	T	0.5	1.4	0.5
9												
10												
11	T											
12	0.1	3.3	0.2	T					0.1	0.1	T	
13												
14											T	0.1
15								0.2	T			
16												
17	0.1	0.1	0.1						T	0.2		
18	12.0	2.9	2.9	2.0	0.6	0.7	0.3	0.1				
19											7.7	
20						T	0.1	0.4	T			
21												
22		T	0.3						T	T	0.1	0.1
23		1.9		0.3	0.2			0.2				
24									2.3			
25			2.6	T		0.6	0.1		0.1	T		
26												
27												
28		12.0	14.2	0.9	0.1							
29					0.1	7.6	0.1	T				
30												
31												
總計 Total	16.1	31.0	20.4	5.9	2.4	9.4	2.1	0.9	2.5	3.2	9.4	0.7

八月逐日各時雨量 (mm)

In the Month of August, 1938. (mm)

12-13	13-14	14-15	15-16	16-17	17-18	18-19	19-20	20-21	21-22	22-23	23-24	Total
			T	3.6	T	0.1	2.2	0.8	0.1			6.8
	T			0.5	7.0	1.0	0.1	0.1				11.2
			T	0.3							41.2	41.5
0.8			T	0.3								3.3
	T	1.7	T			1.1	T					21.1
	0.1									T	0.1	2.8
	0.1			0.2	0.3							0.7
0.1	T	1.2		1.9	1.5	0.8	0.4	T				5.3
								0.4				4.5
												0.6
		0.3	15.5						6.0	1.0	1.9	1.9
	0.3	0.1								0.8		24.1
	0.3	T				0.3	0.1	1.4	0.1	0.2		21.5
11.0	1.0	T	0.8	0.2	T	0.5	0.8	0.4	5.3	0.2		10.2
2.7		T								0.6		0.8
T									0.1			8.2
												13.1
												5.3
												2.4
												3.4
												27.2
0.4	T											7.8
	1.0											T
												2.2
15.0	3.6	1.6	1.7	23.1	9.0	3.0	3.5	2.2	8.0	6.4	45.0	226.1

中華民國二十七年八月

Daily Values of Meteorological Elements

日期 Date	氣壓 pressure (500mm ₊)	氣溫 Temperature (°C)				濕度 Humidity		雲量 Amount of cloud 0-10	日照時數 Duration of Sunshine h
		平均 Mean	最高 Max.	最低 Min.	極差 Range	絕對 Absolute mm	相對 Relative %		
1	73.64	18.5	23.5	13.8	9.7	12.42	78.9	7.6	11.5
2	73.55	16.8	22.8	14.1	8.7	12.79	89.6	9.4	5.8
3	73.74	16.3	22.0	13.5	8.5	13.01	83.6	9.7	3.7
4	73.41	17.4	22.7	13.5	9.2	12.29	82.1	7.4	10.1
5	73.71	16.8	21.6	12.6	9.0	11.95	82.6	9.7	3.3
6	73.21	18.0	23.7	13.2	10.5	12.62	81.3	8.6	7.5
7	72.76	17.4	22.6	11.5	11.1	12.47	83.4	8.6	9.3
8	72.82	15.3	18.8	13.5	3.3	12.90	94.4	10.0	0.0
9	73.24	15.6	20.3	12.3	8.2	11.66	87.5	8.9	2.5
10	73.40	15.2	20.5	12.0	8.5	11.75	90.1	8.9	5.6
11	73.38	15.6	19.8	12.2	7.6	12.18	92.1	9.9	2.5
12	73.36	16.5	21.3	12.4	8.9	12.78	91.0	9.0	6.4
13	73.52	16.0	20.5	13.8	6.7	12.69	92.9	9.3	3.3
14	74.19	18.2	23.1	13.6	9.5	12.66	82.0	5.7	11.4
15	74.29	18.5	23.5	14.8	8.7	13.26	83.7	8.0	7.3
16	73.15	18.4	23.1	14.7	8.1	13.28	81.4	9.8	5.4
17	73.94	17.6	22.7	14.6	8.1	13.28	88.2	9.3	4.6
18	72.35	16.5	20.8	13.8	7.9	12.93	91.9	9.9	3.6
19	74.01	15.9	21.2	14.6	6.6	13.14	96.8	10.0	1.1
20	74.01	16.8	21.9	13.8	7.2	13.61	95.1	9.8	3.2
21	72.36	17.2	22.2	14.5	7.7	13.58	92.5	9.3	3.1
22	72.38	16.5	19.8	14.3	5.5	13.42	93.3	9.6	2.9
23	72.75	16.6	20.8	14.4	6.4	13.26	93.5	7.9	6.2
24	74.26	16.6	21.0	14.3	6.7	12.92	91.4	8.0	7.9
25	74.66	17.7	22.9	14.0	8.9	12.74	84.4	5.2	9.8
26	73.64	19.0	24.5	12.8	11.7	13.04	79.9	6.3	11.6
27	72.45	18.9	26.7	15.8	10.9	13.72	84.4	9.5	6.9
28	73.07	17.2	23.6	14.5	9.1	13.22	90.2	9.7	4.8
29	72.64	18.0	23.2	14.7	8.5	13.30	86.5	8.4	7.0
30	71.69	17.2	22.0	14.6	7.4	13.39	91.3	10.0	1.3
31	71.17	17.1	20.5	15.3	5.2	13.70	93.7	9.9	4.4
總數或平均 T. or M.	73.18	17.1	22.0	13.8	8.2	12.89	88.5	8.7	179.4

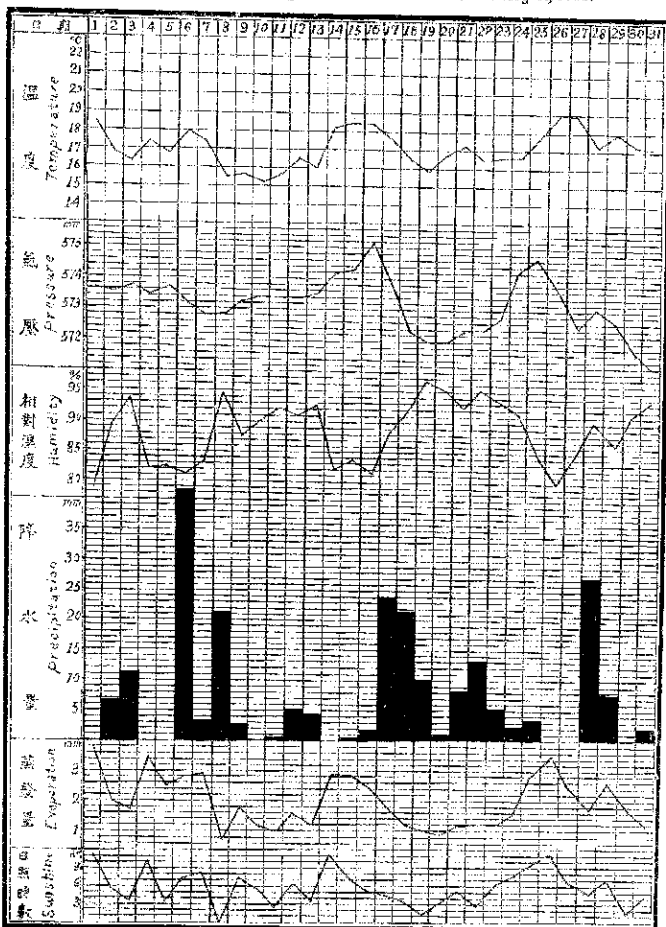
中華民國二十七年八月逐日能见度 (0-9)

Visibility of every day in the month of August, 1938. (0-9)

日	時	6	7	8	9	10	11	12	13	14	15	16	17	18	平均 Mean
1		1	6	7	7	7	8	8	9	9	9	8	8	8	7.4
2		5	6	6	4	6	5	6	2	7	6	0	6	6	5.4
3		1	0	0	5	0	8	8	8	8	8	8	8	8	4.5
4		6	5	5	6	8	8	8	8	8	8	8	8	8	7.3
5		6	6	6	6	7	7	7	7	7	8	8	8	7	6.8
6		6	5	6	6	6	6	6	6	7	7	5	7	7	6.2
7		5	5	6	6	6	6	8	7	7	7	5	8	8	6.3
8		2	1	1	4	1	4	3	3	7	7	7	7	8	3.6
9		4	5	7	7	8	8	8	8	8	8	8	8	7	7.9
10		6	1	6	6	6	6	6	5	6	5	5	7	6	5.7
11		1	5	6	6	7	6	7	7	6	7	6	4	6	5.7
12		1	1	1	2	3	5	6	6	7	8	6	8	7	4.5
13		0	0	0	6	6	6	5	5	7	6	5	6	6	4.3
14		6	5	6	6	7	7	8	8	8	8	6	8	8	7.1
15		2	4	6	6	6	7	7	7	7	7	8	8	8	6.4
16		7	7	7	7	7	7	7	8	8	7	6	6	6	6.9
17		6	2	5	6	6	6	7	7	6	4	7	5	6	5.6
18		2	1	6	6	6	6	6	4	7	7	7	8	8	6.1
19		0	0	0	6	7	1	4	6	7	7	7	7	7	4.8
20		0	0	0	0	4	5	6	6	7	6	6	6	6	4.1
21		0	0	0	7	7	8	8	8	7	7	6	7	4	5.2
22		0	0	0	0	4	8	6	3	7	7	7	8	6	4.4
23		0	0	0	0	8	8	6	8	8	7	7	7	7	4.8
24		0	0	0	7	7	8	8	7	8	8	8	8	8	5.2
25		2	3	3	5	7	8	8	8	8	9	9	9	9	6.8
26		5	5	6	6	6	7	8	8	8	8	8	8	8	7.0
27		5	5	6	2	6	6	7	7	7	7	7	8	8	6.2
28		1	6	4	4	5	6	7	7	7	8	8	8	8	6.1
29		5	3	3	8	6	6	7	8	8	8	8	8	8	6.0
30		1	3	3	4	6	6	7	8	8	8	8	8	8	6.2
31		5	6	6	7	7	7	7	7	8	8	8	8	8	7.1
平均 Mean		2.9	3.0	4.1	4.6	5.6	6.6	6.7	6.7	7.1	7.2	7.0	7.5	6.6	5.8

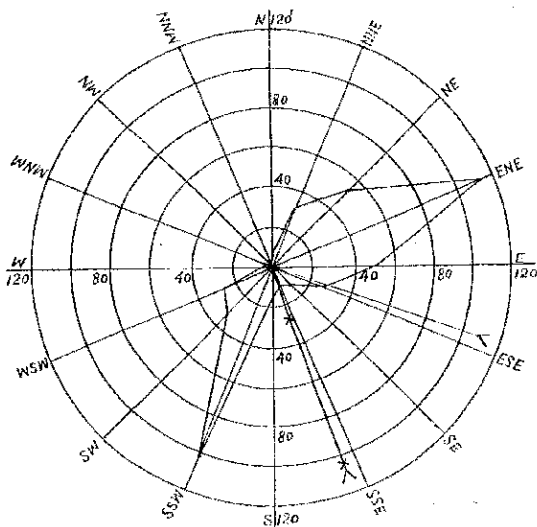
中華民國二十七年八月份各項氣象要素逐日變遷圖

March of Different Meteorological Elements in the Month of August, 1938.



中華民國二十七年八月份風向圖

WIND ROSE FOR AUGUST, 1938.



—— 風向次數
Frequency

---> 合成風向
Resultant Direction

方向 Direction	N	NNE	NE	ENE	E	ESE	SE	SSE	S	SSW	SW	WSW	W	WNW	NW	NNW	V	C	
次數 Frequency	7	32	34	115	49	24	12	11	16	104	32	26	4	2			2	1	2
百分數 %	1.4	6.5	10.9	23.2	9.9	5.4	2.4	2.2	3.2	21.0	6.5	5.2	0.8	0.4			0.4	0.2	0.4

立 省 南 雲
所 候 剛 明 昆

氣

象

月


報

龔自知題



第 三 卷

第 九 期



中 華 民 國 二 十 七 年 九 月 份

MONTHLY METEOROLOGICAL BULLETIN

OF

METEOROLOGICAL STATION OF YUNNAN PROVINCE,

KUNMING.

September, 1938.

VOL. 3, NO. 9.

目	次	頁
<i>Table of Contents</i>		
凡例	<i>Explanatory Remarks.</i>	1
本月份天氣概況	<i>A Summary of Weather Conditions during the Month of September, 1938.</i>	2
本月份氣象概要	<i>Monthly Summary.</i>	3
氣壓	<i>Barometric Pressure.</i>	4-5
氣溫	<i>Air Temperature.</i>	6-7
地面溫	<i>Earth Temperature on the surface.</i>	8-9
地內溫	<i>Earth Temperature.</i>	10
雲量	<i>Cloud Amount.</i>	11
絕對濕度	<i>Absolute Humidity.</i>	12-13
相對濕度	<i>Relative Humidity.</i>	14-15
雲狀與雲向	<i>Cloud: Forms and Direction.</i>	16-17
風向及風速	<i>Wind Direction and Velocity.</i>	18-19
降水量	<i>Precipitation.</i>	20-21
逐日氣象平均要素	<i>Daily Values of Meteorological Elements</i>	22-23
能見度	<i>Visibility.</i>	24
各項氣象要素逐日變遷圖	<i>March of Different Meteorological Elements.</i>	25
風向圖	<i>Wind Rose.</i>	26

觀 測 紀 錄 凡 例

- (1) 本所設於馬太華山，其位置為東經 $102^{\circ}37' 3''$ ，北緯 $24^{\circ}57' 56''$ ，氣壓表水準面高出海平面約2250公尺。
- (2) 每日觀測紀錄二十四時，用更標 10.5 標準時，自六時至廿一時各核觀測十六次，廿二時至翌日五時之氣象，氣溫，濕度，雨情，雲紀錄，但採自自記儀器紀錄者除外。
- (3) 氣壓讀數以公厘為單位，曾經溫度檢度訂正，惟未經高度訂正。
- (4) 溫度以攝氏刻度為標準，逐日最高最低氣溫，係選自最高及最低溫度表讀得之數，非直接觀測次數內之最高最低。
- (5) 相對濕度由乾濕球溫度表計算而得，以公厘為單位。
- (6) 風向用十六方向；風速紀錄每秒公尺數。
- (7) 雲向亦用十六方向，惟每日電報中，則併為八方向。
- (8) 雲量以天空為雲所蔽之成數而定；凡量自0—2.9稱為晴天，3—7.9稱為曇天，8以上稱為陰天。
- (9) 雲狀用國際通行之名稱。
- (10) 降水量一日內在0.05公厘以上者稱為雨天，不滿0.05公厘，則記以「丁」符號。
- (11) 能见度以0—9級，用目力測定之。
- (12) 各種符號，悉依國際規定之通用符號。

等 級	能 見 度	
	距	
	能 見	不 能 見
0		100 公尺
1	100 公尺	200 公尺
2	200 公尺	500 公尺
3	500 公尺	1 公里
4	1 公里	2 公里
5	2 公里	6 公里
6	6 公里	10 公里
7	10 公里	20 公里
8	20 公里	50 公里
9	50 公里	

天 氣 符 號	
○ 晴天 ☉ 晴天 ☁ 陰天 ☂ 雨天 ⚡ 雷 ⚙ 雪 ▲ 霧 △ 霾 ≡ 露 ≡ 霜 ≡ 冰 ≡ 雪 ≡ 霰 ≡ 霪 ≡ 霽 ≡ 霧 ≡ 霾 ≡ 露 ≡ 霜 ≡ 冰 ≡ 雪 ≡ 霰 ≡ 霪 ≡ 霽	積雲 卷雲 層雲 大雲 雷 雪 霧 霾 露 霜 冰 雪 霰 霪 霽 霧 霾 露 霜 冰 雪 霰 霪 霽

民國二十七年九月份昆明天氣概況：

一、概

本年雨季較早而長，本月昆明秋出其著！晴天全無，雨天十八日；約超過歷年平均降雨日數三日，雨量估計129.7m.m.，比歷年同月平均標準數446.3m.m.尚不及1/3，6m.m.，但較去前兩年，已覺豐沛矣！氣溫平均16.1°C.，較高度差減半，恰合往年平均標準。

上旬天氣，溫度頗高，一日，天陰日月峯，16—17時，氣壓極端最低僅970.91m.m.（未錄高度訂正）二日至六日，連日獲得雨量8.4m.m.，二日雨量較多達5.9m.m.，三日午前濕霧，夜有閃電；五日，十六時半雷雨，僅降水0.4m.m.，六日，正午前細雨，午後數次雷電游蕩。

八日，天陰，氣溫極端最高23.4°C.，十日，霧雨，氣溫極端最低10.3°C.，較前13.1°C.，變態頗著！九日，風向由SSW轉ENE，九日至十一日，以陣雨10.6m.m.

中旬昆明氣壓驟降，連，越，發有低氣旋，十三日，風向由SSE轉E，午前濕霧陣雨10.6m.m.，十五日，陣雨終日，共得雨量27.9m.m.，十六時ENE風速最大每秒14.6m.，十六日，風速SSW，降雨9.3m.m.，氣溫低而復昇，並兼脫雨或流雲旋迴也。

十八、十九日，氣壓稍降，SW風盛，間降陣雨，得風8.3m.m.，二十日，氣壓降至極低而復昇，天陰，晨霧，夜電；二十一日，低氣旋中心已過，懸絲橫流，風轉ESE，午前一時，即開始降雨，濕霧滿地，十八時三十六分，雷電大作，全日總得雨量32.2m.m.，為本月一日內最多雨量！

二十二日，氣壓稍升，雷雨時行，得量9.8m.m.，廿三日，廿四日，氣壓高而復降，風返S，SSW，兩日雨量9.5m.m.，二十五日，氣壓外而穩定，風景終了，天氣陰雲轉晴，連十日日無雨；二十九日，氣壓極端最高577.88m.m.

尤堪注意者：二十八日，天陰，無霧，晨多層雲，氣壓上昇，最高577.38m.m.，氣溫下降，最低11.8°C.，空氣密度大，能見度佳，能見遠在公里以外；10公里以內；六時至九時，風向NE，風力在五六级之間，每秒速度9.4m.至10.8m.，最適有於飛行之天氣！於是敵機初次窺我昆明，遂成「九二八」空前轟擊矣！

中華民國二十七年九月氣象綱要
 Monthly Summary for September, 1938.

氣壓 Air Pressure

極端最高	Extreme maximum	577.88mm	在29日 10時 on 29th 10h
極端最低	Extreme minimum	570.91mm	在1日16時 17時 on 1st 16h and 17h
平均	Mean	574.61mm	

氣溫 Air Temperature

極端最高	Extreme maximum	23.4°C	在8日 on 8th
極端最低	Extreme minimum	10.3°C	在10日 on 10th
最高平均	Mean maximum	21.0°C	
最低平均	Mean minimum	13.0°C	
平均	Mean	16.1°C	

風 Wind

最大風速	Maximum velocity	14.6m/s	在15日 16時 on 15th 16h
合成風向	Resultant direction	S 7° 53' 39" E	

降水量 Precipitation

雨量	Rainfall	126.7mm	
一日最多雨量	Greatest in 24 hours	39.2mm	在21日 on 21th
一時最多雨量	Greatest in 1 hour	9.4mm	在21日 9—10時 on 21th 9—10h

雜項 Miscellaneous Informations

晴天日數	Partly cloudy days	6
陰天日數	Cloudy days	6
雨天日數	Rainy days	18
有雷雨日數	Days with thunderstorm	3
有濕霧日數	Days with wet fog	7
有霧日數	Days with fog	7
有霾日數	Days with mist	5
有露日數	Days with dew	9
有雷聲日數	Days with thunder	2
有閃電日數	Days with lightning	7
有日暈日數	Days with solar halo	7
有月暈日數	Days with lunar halo	2
有虹日數	Days with rainbow	8

中華民國二十七年

Barometric Pressure at every hour of

時 D.	1	2	3	4	5	6	7	8	9	10	11	中午 Noon
1	71.35	71.35	71.30	71.25	71.20	71.25	71.36	71.77	71.96	72.23	72.03	71.87
2	72.15	72.10	72.10	72.10	72.10	72.25	72.47	72.67	73.03	73.22	73.01	72.76
3	73.38	73.36	73.26	73.21	73.26	73.26	73.46	73.97	73.97	74.34	74.22	73.81
4	74.03	73.75	73.60	73.45	73.50	73.66	74.06	74.16	74.44	74.43	74.31	73.87
5	73.92	73.02	73.02	73.02	73.02	73.07	73.37	73.76	73.85	74.11	73.87	73.63
6	73.43	73.43	73.43	73.43	73.43	73.53	74.13	74.51	75.08	75.25	75.14	74.91
7	74.83	74.83	74.83	74.83	74.83	75.03	75.34	75.71	75.97	75.91	75.92	75.69
8	75.00	74.90	74.85	74.80	74.73	74.73	74.83	75.11	75.25	75.24	75.11	74.69
9						73.99	74.11	74.38	74.90	75.09	74.61	74.53
10						74.83	75.22	75.39	75.88	75.96	75.95	75.79
11						74.99	75.27	75.77	75.93	75.99	75.96	75.64
12	76.60	76.10	76.10	76.10	76.15	76.29	76.73	76.94	77.28	77.24	77.03	76.61
13	75.72	75.84	75.94	76.09	76.09	76.34	76.67	76.98	77.27	77.36	77.14	76.72
14	76.07	76.07	76.07	76.03	75.99	75.84	75.94	76.12	76.30	76.39	76.35	75.96
15	76.00	76.00	76.00	76.00	75.97	75.92	75.93	75.62	75.92	75.82	75.79	75.46
16	75.13	75.11	75.11	75.11	75.11	75.21	75.21	75.30	75.66	75.63	75.42	75.09
17	75.07	75.07	74.75	74.75	74.75	74.86	75.16	75.50	75.78	75.77	75.76	75.22
18	75.03	74.67	74.27	74.27	74.27	74.32	74.42	74.78	75.04	75.02	74.79	74.19
19	73.60	73.15	72.93	72.93	72.93	73.29	73.50	73.89	73.99	73.96	73.61	72.90
20	72.95	72.95	72.75	72.45	72.45	72.51	72.81	73.18	73.17	73.13	71.91	72.70
21	73.60	73.40	73.35	73.30	73.35	73.47	73.79	74.09	74.39	74.59	74.38	74.07
22	75.25	75.20	75.10	75.10	75.15	75.55	75.74	76.34	76.53	76.50	76.41	75.86
23	76.30	76.45	76.30	76.30	76.33	76.55	76.95	77.24	77.50	77.46	77.35	76.79
24	77.00	75.65	75.45	75.25	75.25	75.25	76.56	76.75	77.04	77.08	76.86	76.52
25	76.30	76.30	76.15	76.05	76.05	76.15	76.44	76.82	77.09	77.26	77.15	76.61
26	76.50	76.40	76.40	76.40	76.40	76.47	76.68	76.97	77.15	77.33	77.12	76.72
27	76.25	76.25	76.25	76.25	76.30	76.75	76.91	77.32	77.53	77.41	77.46	77.15
28	76.56	76.20	76.18	76.15	76.25	76.56	76.65	76.95	77.32	77.38	77.25	76.75
29	77.00	76.65	76.50	76.40	76.40	76.65	77.04	77.44	77.83	77.88	77.75	77.43
30	76.99	76.70	76.60	76.50	76.50	76.60	76.52	76.50	77.15	77.05	76.94	76.49
Mean	75.01	74.85	74.76	74.73	74.72	74.81	75.09	75.41	75.67	75.74	75.56	75.20

九月逐日各時氣壓 (500mm)

day in the Month of September, 1936. (500mm)

13	14	15	16	17	18	19	20	21	22	23	午夜 Midn.	平均 Mean
71.67	71.27	71.15	70.91	70.91	71.11	71.33	71.66	72.17	72.17	72.17	72.17	71.57
72.56	72.15	71.93	71.89	72.09	72.03	72.35	72.78	73.16	73.38	73.38	73.43	72.35
73.64	73.36	73.04	72.79	72.87	72.97	73.22	73.53	73.84	74.05	74.15	74.15	73.55
73.26	72.92	72.49	71.99	71.83	72.11	72.33	72.65	72.87	73.02	73.05	73.05	73.29
73.10	72.58	72.16	72.06	72.06	72.16	72.28	72.90	73.13	73.43	73.43	73.43	73.06
74.60	74.04	73.67	73.44	73.62	73.62	74.07	74.27	74.80	74.85	74.85	74.85	74.19
75.28	74.94	74.62	74.50	74.39	74.30	74.31	74.63	74.78	74.80	74.90	75.10	75.02
74.45	74.02	73.59	73.28	73.07	73.18	73.32	73.56	74.77				74.36
74.12	73.61	73.36	73.03	73.13	73.16	73.59	74.21	74.50				74.02
75.41	74.98	74.39	74.05	73.83	73.63	73.93	74.36	74.56				74.90
75.30	74.98	74.56	74.45	74.43	74.55	74.79	75.20	75.63	76.70	76.70	76.70	75.45
76.17	75.64	75.10	74.87	74.85	74.91	75.10	75.35	75.87	75.87	75.77	75.72	76.01
76.19	75.37	75.17	75.05	75.02	75.13	75.35	75.75	76.07	76.07	76.07	76.07	76.07
75.52	75.00	74.69	74.56	74.41	74.54	74.66	75.07	75.29	75.30	75.60	76.00	75.57
74.91	74.52	74.21	73.89	73.91	74.11	74.52	74.84	75.13	75.13	75.13	75.13	75.18
74.71	74.33	73.72	73.82	73.82	74.94	74.26	74.64	75.07	75.07	75.07	75.07	74.91
74.60	74.06	73.75	73.64	73.74	73.75	74.07	74.68	75.08	75.08	75.08	75.08	74.79
73.67	72.94	71.63	72.32	72.73	73.74	73.44	73.85	73.96	74.00	74.00	73.95	73.94
72.26	71.94	71.33	71.32	71.12	71.54	71.86	72.30	73.02	73.02	73.02	73.00	72.77
72.35	71.83	71.70	71.58	71.68	72.20	72.33	73.03	73.43	73.63	73.63	73.65	72.67
73.62	73.30	73.21	73.22	73.14	73.75	74.35	74.94	75.36	75.30	75.40	75.30	74.04
75.55	75.03	74.92	74.77	74.67	75.08	75.59	76.02	76.55	76.55	76.60	76.60	75.70
75.98	75.56	75.16	74.95	75.01	75.22	75.58	76.09	76.63	77.00	77.00	77.00	76.36
76.10	75.38	74.97	74.77	74.65	74.86	75.38	75.49	76.01	76.10	76.31	76.30	75.86
76.38	76.03	75.68	75.57	75.53	75.47	75.51	76.03	76.46	76.50	76.50	76.50	76.27
76.39	75.86	75.64	75.39	75.18	75.18	75.50	75.83	76.16	76.46	76.25	76.25	76.27
76.50	75.95	75.73	75.58	75.56	75.36	75.58	76.01	76.41	76.56	76.56	76.56	76.44
76.12	76.02	75.79	75.67	75.77	75.80	76.23	76.44	76.95	77.00	77.00	77.00	76.50
76.78	76.35	76.11	76.07	76.05	76.06	76.27	76.69	76.99	77.09	77.09	77.09	76.82
75.95	75.42	75.08	74.97	74.87	75.00	75.33	75.67	75.89	75.90	76.20	76.20	76.13
74.77	74.33	73.95	73.82	73.8	73.96	74.21	74.62	74.93	75.19	75.22	75.24	74.81

中華民國二十七年

Air Temperature at every hour of day.

日 D.	1	2	3	4	5	6	7	8	9	10	11	中 午 Mean
1	15.1	15.1	15.2	15.1	15.1	15.1	15.3	15.7	16.7	17.5	18.4	17.7
2	15.8	15.6	15.7	15.7	15.5	15.5	15.7	16.5	16.7	17.7	17.7	18.0
3	16.1	16.1	16.0	15.8	15.8	15.7	15.9	16.4	16.5	16.1	17.1	18.3
4	15.9	15.7	15.4	15.0	15.1	15.1	15.4	16.4	17.6	17.2	18.0	19.5
5	16.1	16.1	16.0	15.8	15.5	15.5	15.9	16.7	17.3	18.6	19.6	21.2
6	16.0	16.0	15.9	15.9	15.4	15.5	15.8	17.0	17.4	17.2	16.7	18.5
7	15.7	15.0	15.2	14.6	14.7	14.7	15.4	15.7	17.0	17.7	18.6	18.9
8	15.1	15.0	15.0	15.0	14.5	14.5	15.3	16.2	17.3	18.6	19.0	22.0
9	16.2	16.3	16.1	15.7	15.6	15.5	15.8	17.3	18.2	19.0	21.0	21.0
10	12.1	11.6	11.4	11.0	10.8	10.8	11.0	11.1	11.6	12.2	13.0	13.9
11	14.4	14.3	14.1	14.0	13.9	13.9	14.5	15.1	16.8	17.8	17.4	18.8
12	13.0	14.0	14.1	13.9	13.9	13.9	14.3	16.1	16.4	18.3	18.6	20.8
13	15.1	14.0	14.3	14.0	14.1	13.9	14.0	13.7	14.5	15.8	17.2	16.8
14	14.4	14.4	14.1	13.7	13.5	13.5	13.6	15.5	14.8	15.7	17.4	16.8
15	14.1	14.1	13.9	13.5	13.6	13.7	13.8	14.1	14.1	14.7	15.2	14.9
16	14.1	14.1	13.9	13.9	13.7	13.8	14.1	15.1	16.9	15.8	16.1	15.7
17	14.6	14.4	14.1	13.9	13.6	13.4	14.1	15.1	16.1	16.3	16.4	17.4
18	14.9	14.9	14.4	14.4	14.3	14.1	14.5	15.6	16.4	17.4	17.0	17.4
19	13.0	14.2	14.4	14.3	14.0	13.9	14.2	14.5	15.4	16.6	16.9	18.5
20	14.0	14.0	14.0	13.9	13.7	13.9	14.6	14.7	16.0	16.7	18.4	19.1
21	14.9	14.5	14.4	14.2	14.3	14.1	14.3	14.2	14.1	15.3	15.0	16.1
22	13.8	13.6	13.8	13.8	13.7	13.8	14.1	14.6	14.5	16.2	17.9	17.0
23	14.0	13.5	13.9	13.3	13.3	13.4	13.7	14.9	15.6	16.2	17.0	17.9
24	13.3	13.1	12.5	12.4	12.5	12.7	13.5	14.1	15.4	16.2	17.8	18.2
25	13.4	13.3	13.0	12.6	12.5	12.0	12.6	13.9	15.4	16.4	17.7	19.2
26	13.6	13.6	13.6	13.5	13.3	13.3	13.8	15.4	15.8	15.9	17.5	20.1
27	14.1	13.5	13.2	12.9	12.5	12.4	12.3	12.4	13.3	15.4	17.1	18.2
28	12.6	12.5	12.3	12.2	11.9	11.8	12.2	13.2	16.0	16.3	15.3	17.5
29	12.6	12.0	11.6	11.5	11.4	11.5	11.7	12.3	13.8	14.8	15.5	16.7
30	12.5	12.4	12.3	12.1	11.9	11.6	11.6	13.6	15.6	16.2	17.9	18.1
平均 Mean	14.5	14.3	14.1	13.9	13.8	13.8	14.1	14.9	15.8	16.5	17.3	18.1

九月逐日各時氣溫 (°C)

In the Month of September, 1936. (°C)												
13	14	15	16	17	18	19	20	21	22	23	日中 Midn.	平均 Mean
17.7	17.9	19.7	20.1	19.4	18.5	17.5	16.9	16.8	16.6	16.3	16.1	16.9
18.1	18.6	19.0	19.8	17.0	16.3	16.3	15.9	16.3	16.2	16.1	16.2	16.6
19.1	19.7	19.3	19.8	18.6	17.9	17.3	17.1	16.7	15.7	16.5	16.1	17.2
20.9	20.3	21.5	19.7	19.5	19.1	18.2	17.5	17.2	17.0	16.7	16.5	17.5
21.4	21.5	21.5	20.6	18.7	19.2	18.5	18.0	17.9	17.6	17.1	16.9	18.1
18.3	20.0	22.6	21.3	20.1	18.7	17.9	17.7	17.1	17.0	16.8	16.1	17.6
19.5	21.6	21.2	20.1	20.7	19.2	19.4	16.8	16.6	16.1	15.7	15.4	17.2
22.2	21.6	21.7	22.1	20.4	19.8	18.6	18.0	17.8	17.4	16.8	16.7	17.9
21.1	21.4	22.4	20.9	20.8	19.3	18.7	17.2	17.7	13.3	12.9	12.5	17.7
14.8	15.1	14.9	15.9	15.6	15.3	14.8	14.7	14.7	14.4	14.5	14.5	13.3
20.0	16.8	19.6	18.8	18.5	17.8	16.8	16.1	15.8	15.7	15.4	15.2	16.3
21.7	20.4	20.9	20.7	19.5	17.9	16.7	16.1	15.7	15.5	15.4	15.3	16.9
18.6	18.1	19.8	18.9	18.5	17.5	16.1	16.3	16.1	16.1	15.3	15.1	16.0
18.0	19.1	20.1	19.4	20.2	18.1	17.0	16.6	16.0	15.0	14.3	14.4	16.1
16.5	16.5	19.0	16.0	16.2	15.0	15.0	15.1	14.7	14.6	14.4	14.2	14.9
14.9	15.2	15.9	15.6	15.5	15.3	15.2	14.9	15.1	15.1	14.9	14.7	15.0
18.6	18.6	19.3	18.5	17.9	17.2	16.5	16.2	16.0	15.5	15.2	15.2	16.0
19.1	19.4	19.7	19.1	17.4	17.1	16.4	16.8	16.5	16.3	15.8	15.5	16.4
18.3	18.5	19.5	20.0	18.3	16.4	15.0	15.7	15.8	15.7	15.1	14.2	16.1
19.2	19.2	18.9	18.4	18.9	17.4	16.6	16.1	15.8	15.5	15.1	15.0	16.2
16.7	17.1	16.0	15.9	16.0	14.8	14.5	14.5	14.4	14.3	14.1	14.1	14.9
15.9	17.2	17.3	17.9	17.0	15.7	15.6	15.4	15.1	14.9	14.0	14.0	15.3
17.2	18.7	18.6	19.8	17.2	16.8	15.4	15.1	14.6	14.1	13.9	13.9	15.5
15.8	15.2	18.6	19.4	19.5	16.6	15.0	14.9	14.5	14.0	13.9	13.7	15.1
19.4	19.8	20.6	18.9	16.6	17.4	16.8	15.8	15.3	14.8	14.1	13.8	15.6
20.5	21.1	21.0	20.8	20.8	18.0	16.9	16.5	15.9	15.4	14.9	14.5	16.5
18.8	19.2	19.6	19.5	19.0	17.2	16.7	16.2	15.5	14.9	13.8	13.6	15.5
16.5	15.8	16.9	16.6	15.9	15.3	15.2	14.8	14.4	13.5	13.1	12.8	14.4
17.2	18.2	18.7	18.2	17.4	16.5	16.1	15.7	15.1	14.3	13.4	13.1	14.6
17.7	18.5	18.5	17.0	15.6	14.4	13.8	13.4	12.7	12.6	12.1	12.0	14.5
18.5	18.2	19.4	19.0	18.2	17.2	16.4	16.1	15.7	15.3	14.9	14.7	16.1

中 華 民 國 二 十 七 年

Earth Temperature on the Surface of

時 H.	日 D.									
		6	7	8	9	10	11	12	13	
	1	15.1	15.3	15.9	17.7	18.5	20.4	17.9	17.2	
	2	15.2	15.6	17.5	16.7	18.5	18.6	18.9	18.9	
	3	15.9	15.8	17.6	18.3	16.5	19.2	21.1	23.0	
	4	14.9	15.3	18.8	19.4	18.1	20.0	21.4	24.8	
	5	15.2	16.1	17.7	19.1	22.3	23.0	26.8	25.1	
	6	15.3	15.8	20.0	18.0	17.6	16.8	19.1	19.3	
	7	14.6	17.6	17.0	19.5	19.3	20.9	20.7	20.7	
	8	14.5	15.5	17.8	19.5	20.9	20.9	27.1	27.1	
	9	15.3	17.0	20.3	23.3	22.5	23.8	27.7	23.4	
	10	11.1	11.1	11.5	11.8	12.9	13.9	15.5	16.5	
	11	13.9	14.9	15.9	20.2	21.6	18.8	21.7	22.7	
	12	13.8	14.7	18.4	19.7	22.9	21.4	25.2	26.7	
	13	13.8	14.0	13.9	15.1	16.4	20.5	17.9	21.1	
	14	13.5	13.7	18.5	14.8	16.8	20.2	18.5	19.4	
	15	13.7	13.8	14.4	14.3	14.7	15.0	14.6	16.7	
	16	13.8	14.2	16.2	20.0	17.0	16.5	15.8	15.0	
	17	13.4	14.5	16.5	17.4	17.1	17.1	19.2	20.7	
	18	13.9	14.7	16.2	17.3	18.3	17.9	17.7	20.8	
	19	13.9	13.9	14.9	16.4	18.3	17.2	16.1	16.9	
	20	13.8	16.0	15.3	17.3	18.4	20.6	21.6	20.2	
	21	14.0	14.2	14.1	13.9	16.0	15.0	16.0	17.7	
	22	13.6	14.1	15.1	14.4	17.6	17.8	18.0	15.7	
	23	12.2	13.3	17.5	17.9	18.9	19.3	20.9	18.2	
	24	12.3	13.6	15.9	19.2	19.9	21.7	22.8	14.7	
	25	11.6	15.5	16.4	17.4	18.8	20.8	24.7	24.8	
	26	13.2	14.0	17.7	17.7	18.0	20.8	26.4	25.6	
	27	12.4	12.3	12.2	13.4	16.6	19.7	21.9	22.8	
	28	11.6	12.2	13.9	17.0	17.6	16.4	20.3	17.4	
	29	10.3	10.6	12.5	14.4	15.8	16.4	19.3	19.7	
	30	13.2	11.6	14.6	17.8	17.7	21.7	22.3	19.7	
平均 Mean		13.6	14.3	16.1	17.3	18.2	19.1	20.6	20.4	

九月逐日地面温度(°C)

Month of September, 1938. (°C)									
14	15	16	17	18	19	20	21	平均	Mean
18.9	21.0	22.5	19.5	18.2	17.0	16.5	16.5	18.0	
19.8	19.9	21.4	16.5	16.3	15.7	15.6	15.7	17.5	
22.4	23.2	21.6	19.3	17.3	16.5	16.8	16.0	18.8	
24.0	23.9	19.3	19.5	16.7	17.8	17.0	15.5	19.4	
25.2	21.9	20.9	18.5	18.7	18.1	17.5	17.2	20.2	
23.2	24.1	23.1	20.2	18.3	17.5	17.2	17.0	19.2	
25.1	24.3	20.7	20.2	18.5	16.8	16.1	15.9	19.2	
24.3	22.8	25.1	20.6	19.2	17.8	17.5	17.3	20.5	
26.7	25.9	23.2	21.7	19.2	18.2	16.6	15.5	21.3	
16.4	15.5	18.3	16.2	15.3	14.3	14.3	14.7	14.3	
17.8	21.8	20.2	19.3	17.5	16.2	15.7	15.5	18.4	
22.5	26.5	24.4	20.9	17.5	16.1	15.5	15.0	20.1	
18.5	22.9	21.8	18.0	17.1	15.8	15.8	15.7	17.4	
20.8	22.5	21.7	19.3	16.9	16.3	15.9	15.7	17.8	
15.7	21.3	14.4	15.2	14.5	14.9	14.9	14.4	15.2	
15.5	15.7	15.3	15.3	14.8	14.9	14.7	14.9	15.6	
19.3	20.0	18.8	17.6	16.8	16.0	15.9	15.6	17.2	
20.9	20.3	20.5	17.4	16.5	15.7	16.1	16.1	17.5	
17.1	20.0	20.2	17.7	15.0	15.5	15.4	15.5	16.6	
19.6	18.9	18.5	18.8	16.9	16.2	15.7	15.4	17.7	
17.6	14.9	14.7	14.9	14.7	14.1	14.0	13.8	15.0	
18.5	19.0	19.2	18.0	14.7	14.7	14.3	14.3	16.2	
20.3	21.4	20.2	19.0	16.1	14.9	14.7	14.1	17.4	
14.7	20.2	20.6	18.3	15.9	14.7	14.5	14.1	17.1	
23.7	25.0	18.8	16.6	16.4	15.8	15.1	14.5	18.5	
26.9	24.9	20.0	21.2	16.7	15.8	15.7	14.8	19.3	
24.1	24.3	19.2	19.2	16.4	15.8	15.3	15.1	17.6	
16.0	17.7	21.5	15.6	14.8	14.7	14.3	14.0	15.9	
22.0	21.7	19.8	17.8	15.9	15.7	15.2	14.7	16.4	
23.3	21.7	16.9	15.8	14.2	13.6	13.2	12.2	16.8	
20.7	21.5	20.1	18.3	16.6	15.9	15.6	15.3	17.7	

中華民國二十七年九月逐日地內溫度 (°C)

Earth Temperature of every day, in the Month of September, 1938. (°C)

日期 Date	0 cm	5 cm	10 cm	20 cm	25 cm	50 cm	75 cm	100 cm
1	18.2	18.2	18.4	18.6	19.1	18.9	18.4	17.9
2	18.1	18.2	18.3	18.5	19.0	18.8	18.4	17.9
3	19.6	19.5	18.9	18.5	18.9	18.8	18.4	17.9
4	21.2	19.4	19.1	18.8	18.9	18.7	18.1	17.9
5	21.3	20.2	19.6	19.0	18.9	18.7	18.4	17.9
6	19.7	19.4	19.3	19.1	19.0	18.7	18.3	17.9
7	20.0	19.4	19.1	19.0	19.0	18.7	18.3	17.9
8	22.8	20.0	19.5	18.9	19.0	18.7	18.3	17.9
9	21.5	20.4	19.9	19.3	19.1	18.8	18.3	17.9
10	16.1	16.6	17.2	18.5	19.4	18.8	18.4	18.3
11	19.2	18.8	18.5	18.1	18.7	18.7	18.4	18.0
12	21.1	20.2	19.5	18.7	18.7	18.6	18.4	17.9
13	19.3	18.8	18.8	18.8	18.8	18.6	18.3	17.9
14	18.5	18.3	18.3	18.6	18.8	18.6	18.3	17.9
15	17.1	17.3	17.6	18.1	18.7	18.6	18.3	17.9
16	17.0	17.1	17.5	17.8	18.5	18.5	18.3	17.9
17	17.8	17.5	17.5	17.6	18.3	18.4	18.3	17.9
18	18.6	17.9	17.8	17.7	18.5	18.3	18.2	17.9
19	18.1	17.8	17.7	17.7	18.2	18.2	18.1	17.9
20	18.4	18.1	17.8	17.3	18.2	18.2	18.1	17.8
21	17.0	17.1	17.1	17.5	18.2	18.1	18.1	17.8
22	18.1	17.6	17.4	17.3	18.1	18.1	18.1	17.8
23	18.5	18.0	17.8	17.5	17.8	18.0	18.0	17.8
24	17.3	17.3	17.3	17.1	17.8	18.0	17.9	17.7
25	19.5	18.5	18.1	17.6	17.9	17.9	17.9	17.8
26	18.7	17.9	17.8	17.7	18.0	17.9	17.9	17.7
27	18.8	18.0	17.7	17.5	17.9	17.9	17.8	17.7
28	16.1	16.3	16.6	17.3	17.9	17.8	17.8	17.6
29	16.5	16.1	16.2	16.6	17.7	17.8	17.8	17.6
30	17.8	17.5	17.5	16.9	17.5	17.5	17.7	17.6
平均 Mean	18.7	18.2	18.1	18.1	18.3	18.4	18.2	17.9

中華民國二十七年九月逐日雲量 (0-10)

Cloud Amount of every day, in the Month of September, 1938. (0-10)

H D.	M																				平 均 Mean
	6	7	8	9	10	11	12	13	14	15	16	17	18	19	20	21	22	23	24	25	
1	10.0	10.0	10.0	10.0	10.0	10.0	10.0	10.0	10.0	10.0	10.0	10.0	10.0	10.0	10.0	10.0	10.0	10.0	10.0	10.0	9.9
2	10.0	10.0	10.0	10.0	10.0	10.0	10.0	10.0	10.0	10.0	10.0	10.0	10.0	10.0	10.0	10.0	10.0	10.0	10.0	10.0	10.0
3	10.0	10.0	10.0	10.0	10.0	10.0	10.0	10.0	10.0	10.0	10.0	10.0	10.0	10.0	10.0	10.0	10.0	10.0	10.0	10.0	9.2
4	8.5	9.5	9.5	9.5	10.0	10.0	9.5	9.0	9.5	8.0	8.5	7.5	8.0	8.5	3.5	1.0	8.1				8.1
5	10.0	10.0	10.0	10.0	10.0	10.0	9.0	8.0	8.5	7.5	8.0	9.0	9.0	8.5	7.0	6.5	5.0				8.5
6	11.0	11.0	11.0	10.0	10.0	10.0	10.0	10.0	10.0	7.5	8.0	9.0	9.0	9.0	7.0	7.0	6.5				8.9
7	10.0	8.5	8.5	7.5	8.0	9.1	9.0	9.0	8.0	9.0	9.0	9.0	6.0	6.5	6.0	2.5	0.5				7.3
8	9.5	9.5	9.5	9.5	7.0	7.5	7.5	8.5	9.0	9.5	8.5	8.5	8.5	6.0	3.0	1.5	0.5				7.2
9	10.0	8.0	8.5	9.5	10.0	10.0	10.0	10.0	10.0	10.0	10.0	10.0	10.0	10.0	10.0	10.0	10.0				9.8
10	10.0	10.0	11.0	10.0	10.0	10.0	10.0	10.0	10.0	10.0	9.5	9.5	3.0	1.0	5.5	10.0					8.8
11	10.0	9.5	8.5	8.0	9.5	9.5	9.0	10.0	9.5	9.5	7.5	9.0	9.0	8.5	9.5	9.0					9.2
12	10.0	10.0	10.0	9.5	6.8	5.0	6.0	7.5	7.5	5.0	4.5	3.5	3.0	1.0	1.5	3.5					5.9
13	10.0	10.0	10.0	10.0	10.0	9.5	9.0	7.5	7.0	4.5	5.0	6.0	8.5	9.5	8.0	8.0					8.3
14	10.0	11.0	9.0	10.0	10.0	10.0	10.0	10.0	10.0	8.5	10.0	10.0	7.0	7.5	8.0	8.0					9.2
15	11.0	10.0	10.0	10.0	10.0	10.0	10.0	9.5	9.0	8.0	10.0	10.0	10.0	10.0	10.0	10.0					9.8
16	10.0	10.0	9.5	9.5	11.0	10.0	10.0	10.0	10.0	10.0	10.0	10.0	10.0	10.0	10.0	8.5	10.0				9.8
17	9.5	9.5	9.5	10.0	10.0	10.0	10.0	9.0	9.5	9.0	9.5	9.0	8.5	8.5	8.5	8.5					9.3
18	10.0	10.0	10.0	10.0	10.0	9.5	9.5	9.5	9.5	9.0	9.5	10.0	10.0	10.0	10.0	10.0					9.8
19	10.0	10.0	10.0	10.0	10.0	10.0	9.5	9.5	9.5	9.0	9.0	9.5	10.0	9.5	10.0	10.0					9.7
20	11.0	10.0	10.0	10.0	9.0	9.5	9.5	9.0	9.0	9.5	9.5	9.5	9.5	10.0	10.0	10.0					9.5
21	10.0	10.0	10.0	10.0	10.0	10.0	10.0	9.5	9.5	10.0	10.0	10.0	10.0	10.0	10.0	9.5	7.0				9.7
22	10.0	10.0	10.0	10.0	10.0	9.5	9.5	9.5	9.5	9.5	9.5	8.0	9.5	7.5	9.0	9.5					9.4
23	10.0	9.5	6.5	9.5	9.0	9.5	8.0	9.5	6.5	8.0	6.5	4.5	4.5	9.5	10.0	9.0					8.2
24	9.0	9.8	9.8	8.5	8.5	9.4	8.5	9.5	9.5	8.5	8.5	4.5	6.0	8.5	9.0	8.5					8.5
25	3.0	4.0	3.5	8.5	6.5	6.5	7.0	7.0	8.5	8.5	8.0	9.5	5.0	1.5	0.5	9.1					5.2
26	10.0	10.0	9.0	9.5	9.0	8.5	4.0	3.0	2.5	2.0	2.0	1.5	0.5	0.5	0.5	0.5					4.6
27	10.0	10.0	7.5	6.5	3.5	2.5	2.5	2.0	1.5	1.5	1.0	1.5	1.0	0.2	0.2	0.2					3.2
28	10.0	10.0	9.5	9.0	9.5	10.0	10.0	10.0	10.0	10.0	10.0	10.0	10.0	10.0	10.0	9.5					9.8
29	9.8	10.0	10.0	10.0	9.5	9.5	9.0	8.0	8.0	8.0	8.0	7.5	7.0	6.5	9.0	9.5					8.7
30	9.5	9.5	9.0	8.5	8.0	8.0	8.0	8.0	8.0	9.0	9.5	9.5	9.0	9.8	9.0	7.0					8.7
平均 Mean	9.6	9.5	9.2	9.3	9.1	9.1	8.8	8.8	8.5	8.4	8.4	7.9	7.6	7.4	6.9	6.9					8.5

中華民國二十七年

Absolute Humidity at every hour of day.

日 D.	時 H.											
	1	2	3	4	5	6	7	8	9	10	11	中 午 Moon
1	12.75	12.88	12.84	12.88	12.88	12.88	12.92	13.14	13.76	13.70	14.00	13.50
2	13.22	13.22	13.14	13.14	13.09	13.09	13.14	13.58	13.63	14.01	13.50	13.52
3	13.11	13.24	13.15	13.22	13.35	13.39	13.45	13.74	13.71	13.60	14.37	14.97
4	13.43	13.26	13.13	12.79	12.88	12.88	12.64	13.12	14.50	13.82	13.90	14.51
5	12.86	12.86	12.89	12.86	12.85	12.60	12.69	13.37	13.63	13.92	14.07	14.51
6	13.26	13.28	13.07	12.94	12.88	13.09	13.35	13.90	14.26	14.21	13.89	14.37
7	13.02	12.20	12.00	12.23	12.20	12.20	12.64	12.64	13.00	12.85	12.59	12.89
8	12.15	12.20	12.20	12.32	12.15	12.03	12.56	12.95	13.78	14.19	13.77	14.20
9	13.45	13.41	13.36	13.26	13.05	13.09	13.22	13.52	13.95	13.90	16.06	14.87
10	10.59	10.17	10.01	9.85	9.72	9.72	9.85	9.92	10.25	10.66	11.24	11.80
11	11.54	11.88	11.73	11.88	11.69	11.69	11.92	12.28	12.59	12.59	13.35	13.45
12	12.07	11.88	11.39	11.35	11.42	11.42	11.54	12.61	12.25	13.00	12.92	13.86
13	12.03	12.12	11.77	11.76	11.73	11.80	11.88	11.65	12.15	12.48	12.93	12.47
14	11.49	11.49	11.50	11.43	11.28	11.28	11.58	12.12	11.91	12.04	12.35	12.08
15	11.84	11.84	11.92	11.62	11.69	11.77	11.84	12.07	12.07	12.31	12.60	12.36
16	12.07	12.07	11.92	11.92	11.65	11.61	11.95	12.10	12.92	13.11	13.11	12.90
17	11.88	11.73	11.27	11.12	11.01	11.09	11.39	11.92	12.24	12.44	12.54	13.10
18	12.36	12.36	12.19	11.96	11.88	11.95	12.39	12.94	12.99	13.10	12.89	13.36
19	12.67	12.20	12.31	12.23	11.88	11.80	12.03	12.25	12.77	13.40	12.80	12.80
20	11.99	11.99	11.99	11.92	11.77	11.92	12.35	12.55	12.78	12.51	12.97	12.83
21	12.12	11.92	11.73	11.91	11.77	11.84	12.11	12.03	11.84	12.80	12.44	13.11
22	11.61	11.58	11.61	11.61	11.49	11.61	11.95	12.28	12.04	13.05	13.28	12.64
23	11.43	11.39	11.24	11.13	10.55	10.42	10.96	11.41	11.49	11.72	11.18	11.79
24	10.67	10.42	10.34	10.26	10.33	9.14	10.94	11.15	11.10	10.54	11.94	12.54
25	11.09	11.13	10.64	10.55	10.44	10.31	10.29	10.89	11.34	11.53	11.86	11.80
26	11.24	11.36	11.46	11.28	11.24	11.13	11.28	12.15	12.47	11.96	12.56	12.81
27	11.27	11.05	11.06	10.94	10.77	10.81	10.74	10.70	10.46	10.76	11.74	11.79
28	10.51	10.55	10.51	10.44	10.14	10.17	10.24	10.72	11.33	10.87	10.76	11.34
29	9.23	9.36	9.40	9.45	9.39	9.45	9.69	9.87	10.48	10.32	10.05	10.94
30	10.22	10.16	10.20	9.96	10.04	9.83	9.62	10.34	10.24	10.91	11.19	10.99
31												
平均 Mean	11.92	11.84	11.74	11.67	11.57	11.53	11.77	12.14	12.39	12.54	12.74	12.96

九月逐日各時絕對溫度 (m.m.)

in the Month of September, 1936. (m.m.)												
13	14	15	16	17	18	19	20	21	22	23	子 Midn.	午 Meun
13.63	13.03	14.30	14.17	14.02	13.54	13.38	13.17	13.33	13.30	13.28	13.24	13.36
13.73	13.92	13.91	13.33	14.03	12.91	12.91	13.07	12.66	12.82	12.86	12.82	13.30
14.40	14.41	14.59	14.26	13.28	13.35	13.27	12.97	13.25	13.37	13.71	13.48	13.66
15.05	14.20	15.17	11.44	11.32	13.35	13.35	14.21	13.06	13.14	13.00	13.08	13.64
13.76	11.27	13.73	13.82	13.50	15.83	13.80	13.38	13.43	13.41	13.47	13.29	13.45
14.18	14.59	15.72	12.75	13.74	13.62	13.29	13.37	13.49	13.51	13.16	13.36	13.64
14.31	13.02	13.17	12.94	12.96	12.91	12.69	12.22	13.31	12.37	12.28	12.16	12.67
14.82	13.81	14.04	14.86	13.89	13.32	13.15	13.38	13.48	13.36	13.33	13.37	13.33
14.69	14.16	14.05	14.22	14.22	13.40	12.98	13.94	13.14	11.47	10.94	10.66	13.46
11.80	12.40	12.36	12.94	12.69	12.22	12.28	12.43	12.55	12.31	12.27	12.15	11.34
13.91	13.08	13.00	12.95	13.06	12.70	12.72	12.74	12.60	12.64	12.27	12.11	12.53
14.19	13.08	12.63	13.23	13.51	12.17	12.38	11.77	12.16	12.12	12.15	12.07	12.35
13.36	12.70	12.68	12.39	11.93	11.95	13.24	12.66	12.24	12.12	12.21	12.03	12.28
12.37	11.65	12.31	11.21	12.14	12.21	12.11	12.31	12.29	12.07	11.92	11.96	11.88
13.78	12.83	13.25	11.93	12.57	12.44	12.67	12.88	12.55	12.47	12.31	12.15	12.32
12.71	12.96	13.07	12.91	13.09	13.50	12.60	12.24	12.15	12.28	12.24	11.46	12.47
13.28	13.13	12.87	12.93	12.79	12.31	12.46	12.82	12.53	12.47	12.29	12.23	12.24
13.87	14.02	13.50	14.13	12.21	12.35	12.25	12.72	12.95	13.03	12.72	12.73	12.79
12.88	12.89	12.79	12.61	13.14	12.66	12.32	12.52	12.61	12.77	12.63	12.15	12.54
12.92	12.41	12.78	12.46	12.52	12.24	12.55	12.13	12.13	12.36	12.40	12.20	12.36
12.76	12.85	12.29	12.02	12.29	12.51	12.04	12.94	11.96	11.99	11.84	11.84	12.17
12.94	13.56	13.14	13.68	13.14	12.52	12.47	12.89	12.15	11.84	11.66	11.54	12.32
11.70	12.22	12.38	12.56	11.22	11.19	12.92	11.80	11.73	11.62	11.00	10.94	11.46
12.00	11.88	11.77	12.21	11.18	11.22	11.38	11.19	11.56	11.43	11.35	11.09	11.15
11.95	11.91	12.24	11.77	11.57	10.67	10.67	10.83	11.02	11.22	11.39	11.39	11.19
12.02	12.55	11.38	11.93	10.30	9.64	10.41	10.23	10.37	10.76	10.96	11.11	11.34
11.62	11.78	11.62	11.04	10.93	10.98	10.60	11.25	10.50	10.72	10.82	10.72	11.03
10.37	10.73	11.46	11.63	11.25	10.91	10.17	10.02	9.92	9.19	8.93	9.05	10.50
10.97	11.19	10.87	11.07	10.67	10.34	10.15	10.76	10.65	10.63	10.63	10.42	10.25
10.79	10.95	10.95	10.27	10.58	9.48	9.82	9.54	9.72	8.92	9.12	9.25	10.13
13.07	12.87	12.93	12.73	12.56	12.23	12.21	12.24	12.16	12.06	11.98	11.87	12.24

中華民國二十七年

Relative Humidity at every hour of day

日 D.	時 H.	Relative Humidity at every hour of day											中 Noon
		1	2	3	4	5	6	7	8	9	10	11	
1		99.0	100.0	99.1	100.0	100.0	100.0	99.1	98.2	96.4	91.3	88.2	88.8
2		98.8	96.8	98.2	98.2	99.1	99.1	98.2	96.4	95.5	92.2	89.8	87.3
3		95.5	95.7	96.4	98.1	99.1	100.0	99.0	97.6	97.5	99.1	98.2	94.9
4		99.1	99.1	100.0	100.0	100.0	100.0	96.3	93.7	94.7	93.6	89.7	85.3
5		93.7	94.8	94.5	95.3	97.3	93.4	93.6	94.8	92.1	86.6	73.6	76.8
6		97.4	97.4	96.4	95.1	98.1	99.1	99.1	95.6	95.6	96.5	97.3	89.9
7		97.3	95.4	92.0	98.1	97.1	97.1	96.3	94.5	89.4	84.5	80.2	87.6
8		94.3	95.4	95.4	95.3	98.1	97.2	96.2	93.7	93.0	88.3	83.5	75.1
9		97.3	96.4	97.3	99.1	98.1	99.1	93.2	91.3	89.0	84.5	85.7	79.7
10		100.0	98.0	99.1	100.0	100.0	100.0	100.0	100.0	100.0	100.0	100.0	99.1
11		98.4	97.0	97.0	99.1	98.1	98.1	98.5	97.6	85.7	83.0	89.5	84.5
12		92.2	95.3	92.1	95.3	95.8	95.8	92.1	91.9	89.5	82.4	74.8	73.5
13		91.3	97.2	95.4	98.0	97.2	99.0	99.0	99.0	98.1	92.7	87.8	86.8
14		91.2	91.2	97.5	97.2	97.2	97.2	99.1	91.8	94.3	97.9	80.9	82.2
15		98.1	98.1	100.0	100.0	100.0	100.0	100.0	100.0	100.0	98.1	97.2	97.2
16		100.0	100.0	100.0	100.0	99.0	98.1	99.0	96.3	89.4	97.3	95.5	96.4
17		95.3	95.3	93.4	93.4	94.3	96.2	94.0	92.6	89.2	89.2	89.3	87.9
18		97.3	97.3	99.0	97.2	95.3	99.0	100.0	97.3	92.8	87.9	88.7	89.6
19		99.1	97.2	100.0	100.0	99.0	99.0	99.0	98.1	97.3	94.6	88.6	80.1
20		100.0	100.0	100.0	100.0	100.0	100.0	99.1	100.0	93.7	87.7	81.1	77.3
21		95.4	97.3	95.3	98.0	96.2	98.1	99.0	99.0	98.1	98.2	94.9	95.5
22		98.1	99.1	98.1	98.1	99.5	98.1	99.0	98.1	97.2	95.7	86.3	86.9
23		95.3	98.1	95.9	97.1	92.1	90.4	95.5	89.8	73.0	86.8	76.9	74.9
24		93.1	92.1	96.0	92.8	95.0	82.9	94.2	82.4	84.5	76.0	78.1	80.0
25		96.2	97.1	96.9	95.1	96.0	98.0	91.9	91.4	86.4	82.4	76.0	70.7
26		94.1	97.3	98.1	97.2	98.0	97.1	93.1	92.5	92.6	88.2	83.7	72.5
27		93.4	95.2	97.2	98.0	99.1	100.0	100.0	99.1	91.9	80.1	80.3	74.8
28		96.1	97.2	98.0	98.0	97.2	98.0	96.1	94.2	89.1	78.1	82.5	73.6
29		88.4	89.0	91.7	92.8	92.9	92.8	94.0	92.0	88.5	81.7	76.1	76.7
30		94.0	94.1	95.1	94.1	96.1	95.0	93.8	88.5	80.1	79.0	72.3	70.5
平均 Mean		96.0	96.5	96.8	97.4	97.5	97.4	97.1	95.2	91.6	88.8	85.6	83.3

九月逐日各時相對濕度 (%)

In the Month of September, 1938. (%)											干	中	平均
13	14	15	16	17	18	19	20	21	22	23	Midn.	Mean	
89.7	81.7	83.1	78.8	82.9	84.2	90.5	91.1	92.8	93.9	95.7	96.4	92.7	
88.1	86.6	84.3	76.9	86.3	92.8	92.8	96.4	99.1	93.8	93.7	92.6	93.5	
86.8	83.9	81.6	82.3	82.6	88.0	82.5	88.7	92.9	93.7	97.4	87.5	92.8	
78.0	79.3	79.2	83.9	84.2	89.5	86.5	74.6	88.7	99.4	91.1	92.9	96.9	
71.9	74.1	71.3	75.9	83.4	82.8	86.4	86.4	87.3	89.8	92.1	92.0	86.7	
89.9	85.1	75.4	67.1	77.8	84.2	86.4	88.0	90.5	92.9	97.7	97.3	91.1	
84.1	67.2	69.7	73.3	70.8	77.3	84.5	85.1	86.9	90.1	91.8	94.6	84.9	
73.7	71.3	72.1	74.4	77.2	76.9	81.8	83.9	88.0	89.6	92.8	93.7	86.8	
78.2	74.0	69.1	76.7	77.4	79.8	80.2	94.6	98.2	100.0	98.0	98.0	89.2	
93.4	98.3	96.0	95.4	94.3	94.4	97.2	99.1	100.0	100.0	99.0	98.1	98.3	
79.3	91.1	75.9	81.4	81.7	83.1	88.6	92.8	93.5	94.5	93.5	93.5	90.6	
71.2	72.7	68.1	72.2	79.7	79.1	84.7	85.0	90.9	91.8	92.5	92.5	85.5	
84.4	81.5	73.2	75.6	74.7	79.6	95.4	91.0	89.2	88.4	93.6	93.1	90.1	
81.7	79.2	69.7	66.3	68.3	74.3	83.1	88.8	90.1	92.2	96.2	97.2	87.1	
99.1	91.1	80.4	87.5	91.0	87.3	99.0	100.0	100.0	100.0	100.0	100.0	97.3	
100.0	100.0	96.4	97.1	99.0	98.1	97.2	95.3	94.3	95.3	95.3	95.1	97.3	
82.5	81.7	78.8	80.9	83.1	83.6	88.5	92.8	94.9	94.4	94.4	94.4	89.8	
85.6	82.9	78.4	85.2	82.1	83.7	87.5	88.6	92.0	93.7	94.4	96.4	91.3	
84.6	80.1	75.2	71.9	83.3	90.4	91.1	93.6	93.6	93.4	98.1	100.0	91.9	
77.3	74.3	78.0	78.5	76.4	82.1	88.6	88.3	90.0	93.6	96.3	95.4	89.9	
89.4	87.7	90.1	89.1	90.1	99.0	97.2	97.2	93.1	98.0	98.1	98.1	95.5	
95.4	92.1	88.7	88.9	90.4	93.6	94.4	92.2	94.3	94.4	97.3	96.3	94.0	
79.1	75.5	75.2	72.5	76.2	77.6	90.8	91.6	92.1	95.5	92.3	94.2	86.7	
89.1	91.7	72.6	72.2	65.7	81.0	89.0	88.9	93.3	95.3	91.2	96.5	87.0	
73.7	68.7	67.2	71.2	83.6	71.5	74.4	80.4	84.5	88.8	96.6	96.2	84.8	
68.4	66.6	63.5	59.8	55.9	63.7	72.0	72.7	78.0	80.1	86.2	91.8	81.7	
71.6	68.9	67.9	64.9	66.0	74.5	74.3	81.4	79.5	84.4	91.4	92.3	84.4	
77.4	79.7	79.3	82.5	83.0	83.7	78.5	79.9	80.6	79.2	80.5	81.6	85.8	
74.5	71.4	67.8	70.6	71.6	73.4	73.9	89.4	82.7	86.9	92.2	92.1	83.1	
71.0	68.5	68.5	71.0	78.8	77.0	82.9	82.7	88.2	81.5	86.1	87.9	83.2	
82.0	80.0	76.5	77.5	80.3	83.0	86.9	89.1	90.5	92.0	93.9	94.3	89.6	

中華民國二十七年

Form and Direction of Clouds of every

時 刻 H. D.	6		7		8		9		10		11	
	狀	向	狀	向	狀	向	狀	向	狀	向	狀	向
	For.	Dir.	For.	Dir.	For.	Dir.	For.	Dir.	For.	Dir.	For.	Dir.
1	N	W	N	W	AS		AS		AS		AS	
2	AK	WSW	AK	W	AS		N	W	N	W	N	W
3	N	SW	AS		AS		S		N	WNW	N	WNW
4	AS		AS		AS		S	SW	N	ENE	N	
5	S	W	S	W	SK	W	SK	WSW	SK	WSW	SK	WSW
6	AK	NNE	N	SSW	AK	NNE	N	SSW	N	SW	N	WSW
7	AK	W	S	SW	S	SW	SK	SW	SK	SW	SK	WSW
8	AK	S	AK	SW	AK	SW	S	SW	SK	WSW	SK	WSW
9			AK		C		S	WSW	C		C	
10												
11	S	SW	S	SW	N	SW	SK	SW	SK	SSW	SK	SSW
12	S	SSW	S	WSW	S	WSW	AK	WSW	AK		SK	WSW
13	N	S	N	SSW	N	S			N	S	N	SSW
14	N	ESE	N	ESE	AK		N	SE	AS	SE	AS	
15	N		N		N		N		N	SE	N	SE
16	N	SW	N	SW	AK		AK		N	SW	N	SSW
17	S	W	S	W	S	WSW	S	WSW	N	WSW	N	WSW
18	S	WSW	S	WSW	S	W	S	WSW	S		N	W
19	AS	S	N	WNW	AS		N	WSW	SK	WSW	N	W
20	S	SW	S	SW	S	WSW	S	WSW	KN	WSW	KN	WSW
21	S		N		N		N		N	SE	N	S
22	N	S	N	S	N		N	S	AK		N	S
23	S	S	S	S	KN		N	S	SSW	S	SK	SW
24	AK	SSW	SK	S	SK	SSW	KN	SK	SK	S	SK	SSW
25	S	SSW	S	SW	S	SW	SK	SW	SK	SW	SK	SW
26	SK		AK	SSE	S	SSE	SK	SW	SK	SSW	SK	SW
27				S	AK	S	S	ENE	SK	ENE	SK	SE
28	AK	SW	S	ENE	S	NE	CK	AK	AK	SSE	AK	SW
29	AS		AS		AK		AK		AK		AK	ENE
30	S	NE	S	NE	S	NE	SK	NE	SK	NE	SK	NE

九月逐日雲狀及雲向

day, in the Month of September, 1938.

12		13		14		15		16		17		18		日期 Date
狀 For.	向 Dir.	狀 For.	向 Dir.	狀 For.	向 Dir.	狀 For.	向 Dir.	狀 For.	向 Dir.	狀 For.	向 Dir.	狀 For.	向 Dir.	
AS		N	SW	AS		AK	WSW	CS	ENE	CS		CS	W	1
N	W	N	W	AS		AS	AS	AS		N	W	AS	W	2
N	NE	N	NE	KN	NE	N	NE	AS		AS	NE	AS	NE	3
N	WSW	AK		AK	WSW	KN	WSW	V	WSW	AK	WSW	AK	WSW	4
SK	WSW	SK	WSW	SK	WSW	SK	SW	N	WNW	N	SSW	C	NNE	5
AK	NE	N	SW	KN		KN	SW	KN	SSW	AS		C	E	6
SK	WSW	SK	WSW	SK	W	SK	W	SK	W	K		K	ESE	7
SK	WSW	SK	SW	SK	WSW	S	WSW	SK	WSW	SK	WSW	SK	WSW	8
CS		AS		AS		AS		AS		AS		AS		9
				N	E	N	E	AK		S		C		10
AK	SE	AK		AK	NE	AK		AK	WSW	AK	WSW	AK	S	11
SK	WSW	SK	WSW	SK	WSW	K	WSW	K	WSW	K	WSW	K	SE	12
N	SSW	AK	S	AK	WSW	AK	W	AK	E	AK	E	AK	E	13
AS		AK	NNW	AK	NNE	AK		AK	VNE	AK	ENE	AK	E	14
N	SE	AS		AS		KN		N	SE	N	SE	N	SE	15
N	SW	N		N	S	N	SW	AS		AS		AS		16
N	WSW	N	WSW	N	WSW	AK		AK		AK	WSW	AK	WSW	17
N	W	N		N	W	KN	W	KN	WSW	KN	AS	AS		18
KN		AK		KN		AK	WNW	KN	WSW	KN	KN	N	WSW	19
KN	WSW	KN	WSW	KN		AK		AK	WSW	AK		AK		20
N	S	AK		KN	S	N	SE	KN	S	AN		N	S	21
N	SW	SK	SW	KN	SSE	N		AK		S		N		22
SK	SW	SK	SSW	E		SK	S	KN	SW	KN	SW	KN	S	23
SK	WSW	KN	WSW	KN		AK	S	KN	SW	KN	SW	KN	SW	24
SK	W	SK	W	SK	W	SK		KN		SK		KN		25
KN		K	WSW	K	WSW	K	SSW	K	N	K	N	K		26
K	SSE	FK	SSE	FK	SSE	FK	NNE	FK	NNB	FK	NNE	FK		27
AK	ESE	AK	ESE	AK	ESE	AS		AS		AS		AS		28
SK	NE	SK	NE	SK	NE	SK	SW	K		SK	NNE	SK	ENE	29
SK	NE	SK		AK	NNE	AK	NW	AK	NW	AK	E	AK	E	30

中華民國二十七年九月

Wind Direction and Wind Velocity of

時日 R D	6		7		8		9		10		11		12		13	
	向 Dir.	速 Vel.	向 Dir.	速 Vel.	向 Dir.	速 Vel.	向 Dir.	速 Vel.	向 Dir.	速 Vel.	向 Dir.	速 Vel.	向 Dir.	速 Vel.	速 Vel.	
1	SSW	7.8	SSW	7.3	SSW	9.5	WSW	7.1	SW	11.6	SW	9.7	WSW	10.0	WSW	9.4
2	SSW	7.6	SSW	7.8	SSW	6.8	SSW	7.0	SSW	10.3	SSW	9.1	SSW	11.1	SW	10.4
3	SSW	6.7	SSW	5.2	SSW	2.0	ESE	0.4	ENE	3.2	W	0.5	NE	7.2	NE	2.0
4	SSE	5.7	S	6.8	SSE	1.9	SSW	0.4	ENE	0.5	S	7.1	WSW	1.0	SSW	7.5
5	SSW	9.0	SSW	5.2	SSW	4.3	SSW	5.2	SW	7.4	SSW	7.6	WSW	8.1	SSW	5.3
6	SSW	8.9	S	8.3	SSW	5.3	SSW	6.5	WSW	6.3	SSW	8.2	SSW	6.7	SSW	8.3
7	SSW	8.0	SSW	8.0	SSW	8.7	SSW	8.2	WSW	5.6	WSW	4.8	WSW	6.4	SSW	8.4
8	SSW	8.4	SSW	6.3	SSW	5.3	SSW	6.7	SW	8.1	WSW	7.2	SW	8.4	WSW	9.9
9	SSW	6.3	SSW	9.3	SSW	6.5	WSW	1.2	WSW	2.7	SSW	1.3	NNE	3.6	ESE	1.7
10	NNE	12.6	ENE	11.9	ENE	9.3	NE	9.5	ENR	9.6	ENE	10.4	ENE	7.5	ENE	5.7
11	SSW	7.7	SSW	7.6	S	6.6	SSW	6.1	SSW	6.9	SSW	5.0	WSW	6.0	SE	8.7
12	SSW	3.6	SE	2.9	ESE	5.4	S	3.4	SSE	6.9	S	6.2	SSE	6.5	ESE	5.3
13	S	8.6	SSE	5.5	SSE	9.9	SSE	5.1	S	1.8	E	5.3	E	6.8	ENE	8.7
14	SE	6.9	ENE	7.5	E	6.1	ENE	4.9	E	5.3	SSE	6.5	SE	6.8	ESE	6.0
15	NNE	6.3	NE	9.3	ENE	8.4	ENE	8.4	ENE	8.4	ENE	9.8	ENE	6.6	ENE	7.5
16	SSW	7.0	SSW	7.3	SSW	8.4	SSW	7.3	SSW	4.4	SSW	4.7	S	11.1	SSW	3.4
17	SSW	10.7	SSW	10.3	SSW	7.6	SSW	5.2	SSW	8.4	SSW	6.9	SSW	9.3	SSW	9.1
18	SSW	8.4	SW	9.0	SSW	9.1	SSW	9.4	SW	7.1	WSW	7.1	WSW	7.3	SW	12.2
19	SSW	6.7	SSW	5.9	SSW	6.9	SW	4.6	SW	5.3	WSW	9.7	SW	10.3	WSW	13.6
20	SSW	7.9	SSW	6.4	SW	5.4	SW	6.3	SW	7.9	SW	7.2	WSW	9.6	SW	5.1
21	SE	9.4	SSW	10.9	SE	7.9	ESE	11.1	SSE	10.2	ENE	10.5	ESE	8.2	SSE	6.5
22	SSE	7.9	SSE	7.6	ESE	8.6	ESE	4.9	NE	7.4	SSE	8.3	ESE	10.9	ESE	10.1
23	SSE	5.0	S	8.2	S	2.6	S	1.3	S	3.1	SSW	7.2	SSW	7.4	SSW	7.3
24	SSE	2.3	SE	8.1	SSE	7.6	SSE	4.5	S	8.2	SW	13.7	SSE	3.1	SW	6.1
25	SSW	8.2	SSW	5.0	SW	4.3	SW	5.3	SW	3.1	NNW	3.4	WSW	5.6	SSW	5.5
26	SSW	4.5	SSW	1.9	SSW	0.4	C	0.0	W	1.2	N	0.3	ESP	5.9	SE	5.3
27	ENE	10.6	ENE	11.1	ENE	13.0	ENE	6.9	ENE	8.1	ENE	8.1	ENE	6.2	ENR	3.6
28	NE	9.4	NE	10.2	NE	10.8	NE	9.9	ENR	5.4	E	11.9	NE	7.8	NE	3.6
29	NE	9.7	NE	8.3	ENE	10.8	ENE	8.4	NE	9.7	ENE	8.6	ENE	11.4	E	9.5
30	NE	7.3	NE	8.0	ENE	9.6	NE	4.9	NE	6.6	ENE	6.4	ENE	6.3	ENE	8.1
平均		7.7		7.7		7.0		6.1		6.4		7.2		7.5		7.4

月 逐 日 風 向 及 風 速 (m / s)

every day, in the Month of September, 1938. (m / s)

14		15		16		17		18		19		20		21		平均
向	速	向	速	向	速	向	速	向	速	向	速	向	速	向	速	
Dir.	Vel.	Dir.	Vel.	Dir.	Vel.	Dir.	Vel.	Dir.	Vel.	Dir.	Vel.	Dir.	Vel.	Dir.	Vel.	Mean
SSW	11.7	SSW	8.9	SSW	10.0	SW	8.5	SSW	9.5	SSW	10.0	SSW	10.8	SSW	12.1	9.6
WSW	12.5	SW	9.9	SW	8.2	SW	10.1	SSW	9.3	SSW	10.6	SW	9.5	SSW	6.5	9.2
E	4.4	E	5.0	SE	7.2	SSE	3.6	SSW	5.4	S	7.2	SSW	7.0	SSW	8.1	4.7
S	0.4	SSE	4.0	ESE	9.9	S	8.5	S	8.2	S	9.5	S	9.3	S	11.5	5.8
S	6.5	SSW	8.1	NNW	3.4	SSW	9.5	SSW	8.8	SSW	10.3	SSW	9.7	SSW	9.4	7.4
SSW	8.6	SSW	6.5	SSW	6.0	SSW	8.0	SSW	10.7	SSW	10.8	SSW	9.4	SSW	8.1	7.9
SW	9.0	SW	9.7	SSW	8.9	SSW	7.3	SSW	9.7	SSW	9.9	SSW	8.0	SSW	8.1	8.0
WSW	7.9	SSW	7.7	WSW	7.4	WSW	9.1	WSW	9.6	SSW	9.2	SSW	9.8	SSW	10.6	8.4
SSW	8.0	SSW	5.4	SSW	8.3	S	5.6	SSE	9.3	SSE	9.8	NE	6.9	NNE	7.8	5.9
NE	6.0	SSE	0.5	E	6.2	ENE	6.5	E	3.6	ENE	6.8	ENR	6.9	NE	4.3	7.3
SSW	5.9	SSW	5.6	S	4.0	S	1.9	SE	8.1	SSE	10.9	SSE	11.9	SSE	11.4	7.2
SSE	7.4	SSE	8.0	SSE	8.2	SSE	9.3	SSE	8.1	SSE	9.6	SSE	11.3	SSE	11.7	6.9
E	8.5	ESE	6.0	ESE	7.4	SE	7.9	SE	8.0	E	7.8	ESE	6.2	ESE	6.9	6.9
E	4.5	SSE	5.3	S	1.7	ESE	3.6	ESE	6.9	SE	7.8	ESE	10.3	SSW	8.5	6.3
E	6.9	E	6.6	ENE	14.6	ESE	8.0	ESE	12.3	ENE	7.1	ENE	7.2	SE	8.0	8.6
SSW	4.4	SSW	10.4	SSW	10.8	SSW	8.1	SSW	6.8	SSW	8.5	SSW	8.9	SSW	8.8	7.6
WSW	10.4	SW	9.7	SW	8.4	SW	10.3	SW	11.1	SSW	9.2	SW	9.6	SW	10.0	9.3
WSW	6.9	SW	8.3	SSW	9.6	WSW	10.8	SW	5.9	SSW	7.2	SSW	8.2	SSW	8.3	8.3
SW	11.0	SW	10.8	SSW	11.1	SW	13.3	SSW	13.6	SW	13.2	SW	14.0	SW	8.7	9.9
SSW	9.6	SSW	11.0	SSW	8.6	SSW	8.0	SSW	10.2	S	11.1	S	9.0	S	9.5	8.3
ESE	9.0	SE	9.7	ESE	10.1	S	8.4	SSW	10.5	S	8.4	S	8.2	S	7.2	9.1
SSE	8.7	S	4.9	SSE	4.9	SSE	8.2	SSE	9.5	SSE	9.5	SSW	8.6	ENE	14.4	8.7
SSW	8.1	S	5.2	S	3.3	S	8.0	SE	10.9	SSE	14.1	SE	12.3	ESE	11.3	7.1
SSW	7.8	SSW	5.1	WSW	7.8	WSW	3.3	ESE	7.5	SSW	7.2	SSW	6.7	SSW	5.4	6.9
S	5.3	SSW	8.4	SSW	5.3	WSW	5.7	S	9.7	S	8.2	SSW	8.7	S	9.5	6.3
SSE	5.4	SE	6.9	SE	9.7	SE	6.5	SE	9.8	SE	9.4	SE	2.2	SSE	9.6	5.0
ENE	4.0	ENE	2.5	E	5.5	E	7.4	ENE	11.4	ENE	12.1	ENE	10.2	E	11.2	8.5
ENE	6.8	NE	6.8	NE	6.2	NE	8.0	NE	7.7	NE	7.6	NE	8.7	NE	8.2	8.0
SSE	8.7	SSE	3.0	ENE	7.7	E	8.1	E	8.7	ENE	10.5	ENE	9.3	E	9.3	9.0
E	7.9	E	8.6	E	7.0	ENE	10.1	NE	11.5	NE	7.8	NNE	8.5	NNE	11.0	8.0
	7.2		7.0		7.6		7.7		9.1		9.4		9.0		9.2	7.7

中華民國二十七年

Precipitation Amount at every hour of day.

H. D.	0-1	1-2	2-3	3-4	4-5	5-6	6-7	7-8	8-9	9-10	10-11	11-12
1												
2												
3										0.2	0.3	
4												
5												
6										T	0.9	0.3
7												
8												
9				0.1	0.1							
10	0.9	2.3										
11												
12						2.1	0.3	6.5	T			
13										0.1	T	
14			0.2	1.0	2.7	3.2	0.3	0.2			T	T
15												
16	1.6	0.2	T	0.7							T	3.5
17											T	0.7
18												
19	0.1						0.2	T				
20												
21		1.6		0.2	0.8	1.4	8.6	4.1	9.4	0.1	0.5	
22				T	0.1	2.8	1.1	0.5	0.1	1.5	T	T
23	0.1	0.6										
24												0.1
25												
26												
27												T
28												
29												
30												
總計 Total	2.7	4.9	0.2	2.0	2.9	8.9	3.3	15.8	4.2	11.2	2.0	5.1

九月逐日各時降水量 (mm)

in the Month of September, 1938. (mm)

12-13	13-14	14-15	15-16	16-17	17-18	18-19	19-20	20-21	21-22	22-23	23-24	總計 Total
T		T	0.2 0.2	5.9	T							5.9 0.7 0.2 0.4
	T											1.2
			T	T					1.6	2.1	3.1	T 6.3 3.6
	T	0.2	T									0.2
	0.2	T										0.2
										1.7	T	10.6 0.1
0.9	T		1.0		0.4	T	0.8	5.6	0.5	6.1	4.3	27.9
0.8	0.1	1.4	T									8.3
T	T											T
0.4	0.3				4.8						1.3	0.7 7.6
0.1	0.2	1.4	0.8	T		7.8	0.7	T	1.0	0.5		39.2
0.7	1.0				0.5	1.5						9.0
								0.1	1.0			2.0
0.6	0.8	T										1.5
		T										-T
3.5	2.6	3.0	2.2	6.3	5.7	9.3	1.5	3.7	4.1	11.7	7.9	126.7

中華民國二十七年九月

Daily Values of Meteorological Elements

日期 Date	氣壓 pressure (500mm+)	氣溫 Temperature (°C)				濕度 Humidity		雲量 Amount of cloud 0-10	日照時數 Duration of Sunshine h
		平均 Mean	最高 Max.	最低 Min.	較差 Range	絕對 Absolute mm	相對 Relative %		
1	71.57	16.9	20.6	14.7	5.9	13.36	92.7	9.9	2.6
2	72.55	16.8	20.2	15.0	5.2	13.30	93.5	10.0	
3	73.55	17.2	21.0	15.4	5.6	13.66	92.8	9.2	2.1
4	73.29	17.5	21.8	14.2	7.6	13.67	90.9	8.1	3.1
5	73.06	18.1	22.6	14.9	7.7	13.45	86.7	8.5	5.0
6	74.19	17.6	23.1	15.2	7.9	13.64	91.1	8.9	3.3
7	75.02	17.2	21.8	14.3	7.5	12.67	86.9	7.3	7.6
8	74.36	17.9	23.4	14.2	9.2	13.33	86.8	7.2	8.0
9	74.02	17.7	23.3	12.5	10.8	13.46	89.2	9.8	4.7
10	74.50	13.3	22.2	10.3	11.9	11.34	98.3	8.8	0.7
11	75.45	16.3	20.7	11.2	9.5	12.53	90.6	9.2	4.7
12	76.01	16.9	21.8	13.5	8.3	12.35	85.5	5.9	7.5
13	76.07	16.0	21.4	13.3	8.1	12.28	90.1	8.3	4.6
14	75.57	16.1	20.7	13.1	7.6	11.88	87.1	9.2	2.3
15	75.18	14.9	20.3	12.9	7.4	12.32	97.3	9.8	1.9
16	74.91	15.0	17.7	13.2	4.5	12.47	97.3	9.8	1.3
17	74.79	16.0	20.4	12.8	7.6	12.24	89.8	9.3	4.0
18	73.94	16.4	20.2	13.7	6.5	12.79	91.3	9.8	4.7
19	72.77	16.1	20.4	13.5	6.9	12.54	91.9	9.7	4.3
20	72.67	16.2	22.3	13.3	9.0	12.56	89.9	9.3	4.3
21	74.04	14.9	22.2	13.7	8.5	12.17	95.5	9.7	0.5
22	75.70	15.3	18.2	13.2	5.0	12.32	94.9	9.4	3.9
23	76.36	15.5	20.2	10.5	9.7	11.46	86.7	8.2	7.3
24	75.86	15.1	19.6	11.9	7.7	11.15	87.0	8.2	5.7
25	76.27	15.6	21.0	11.6	9.4	11.19	84.8	5.5	8.2
26	76.27	16.5	22.0	13.0	9.0	11.34	81.7	4.6	5.9
27	76.44	15.5	21.5	11.9	9.6	11.03	84.4	3.2	8.0
28	76.50	14.4	21.5	11.3	10.2	10.50	85.8	9.8	1.9
29	76.82	14.6	18.8	10.8	8.0	10.25	83.1	8.7	5.4
30	76.13	14.3	18.8	11.0	7.8	10.13	83.2	8.7	6.4
總數或平均 T. or M.	74.81	16.1	21.0	13.0	8.0	12.24	89.6	8.5	129.9

月逐日氣象平白要素表

in the Month of September, 1938.

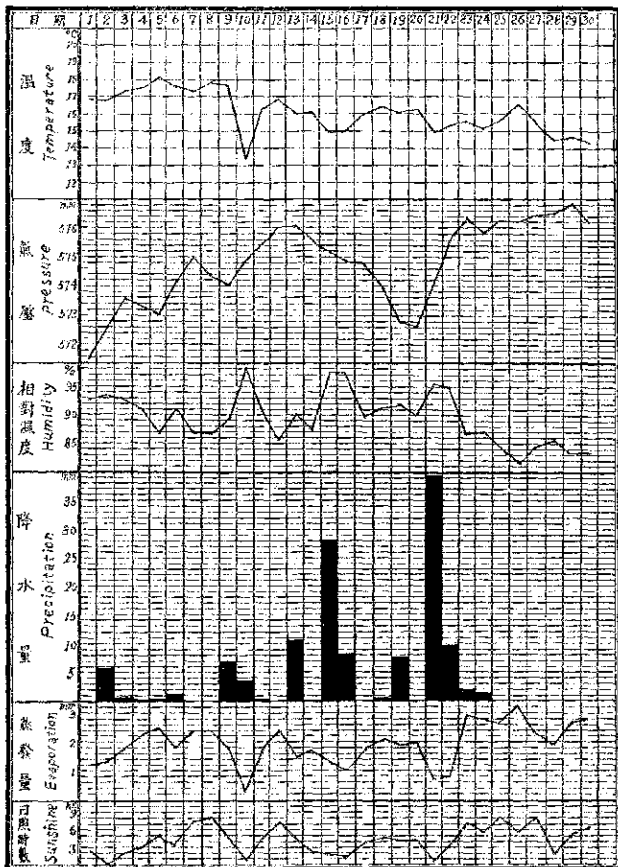
太陽熱力 Solar Radiation (°C)		草溫 Grass Temp. (°C)	風 Wind		雨 Rainfall		能見度 Vis. 0-9	蒸發量 Amount of Evap. mm	雜項 Miscell- aneous Informa- tions
黑球 B. bulb	白球 w. bulb		平 Mean	速 vel.	最 Dir. Dir. of Domin	量 Amt. mm			
44.0	31.0	14.5	9.6	SSW	7		6.3	1.2	
		14.9	9.2	SSW	5.9	0.4	7.0	1.3	
48.4	32.6	14.9	4.7	SSW	0.7	0.9	3.5	1.8	
52.9	36.7	14.2	5.8	S	0.2	0.1	5.8	2.3	
51.5	36.3	14.3	7.4	SSW	0.4	0.4	7.3	2.5	
48.4	35.4	14.8	7.9	SSW	1.2	1.7	7.1	1.8	
51.2	35.7	13.8	8.0	SSW	7		7.6	2.4	
54.0	37.2	13.7	8.4	SSW	7		7.2	2.4	
52.4	37.7	12.5	5.9	SSW	6.8	1.9	5.9	1.8	
42.8	28.8	10.2	7.3	ENE	3.6	2.8	1.8	0.3	
51.3	37.9	11.2	7.2	SSW	0.2	0.2	6.7	1.8	
51.7	35.8	12.6	6.9	SSE			7.2	2.4	
51.7	34.8	13.2	6.9	E	10.6	3.2	5.1	1.5	
51.5	35.3	12.8	6.3	SE	0.1	0.8	6.6	1.7	
49.7	34.3	12.8	8.6	ENE	27.9	13.0	3.9	1.3	
39.9	27.9	13.1	7.6	SSW	8.3	5.5	5.3	1.0	
48.4	34.0	12.7	9.3	SSW	7		7.2	1.8	
45.7	31.2	13.7	8.3	SSW	0.7	1.0	6.3	2.1	
48.8	33.5	13.4	9.9	SW	7.6	3.1	6.5	1.9	
50.3	36.3	13.2	8.3	SSW			6.2	2.0	
49.0	33.0	13.6	9.1	ESE	39.2	13.9	3.3	0.7	
46.5	32.5	12.8	4.7	SSE	2.8	7.2	5.8	0.8	
48.0	31.6	10.0	7.1	S	2.0	1.6	7.5	2.9	
49.3	32.8	10.8	6.9	SSW	1.5	1.5	7.4	2.8	
51.3	35.1	11.1	6.3	SSW			8.2	2.7	
51.8	33.7	12.2	5.0	SE			7.2	3.3	
47.9	31.3	10.9	8.3	ENE			6.2	2.3	
46.0	30.7	10.7	8.0	NE			5.4	1.9	
47.5	31.6	10.6	9.0	ENR	7		6.6	2.7	
47.2	32.3	10.8	8.0	NH			7.5	2.8	
		12.7	7.7	SSW	126.7	59.2	6.2	58.2	

中華民國二十七年九月逐日能見度 (0-9)

Visibility of every day, in the month of September, 1938, (0-9)

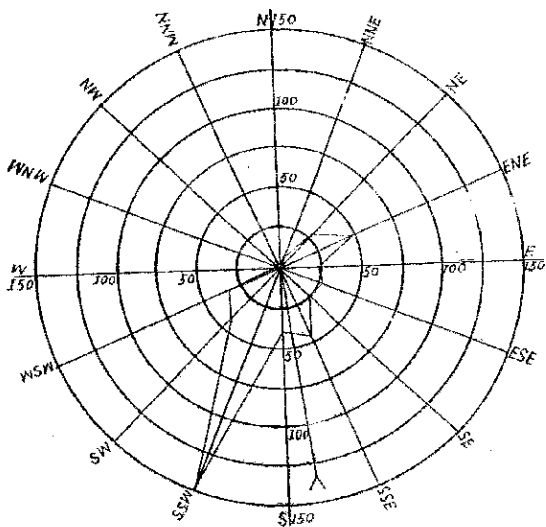
日	1	2	3	4	5	6	7	8	9	10	11	12	13	14	15	16	17	18	平均 Mean
1	1	2	6	6	7	7	7	7	7	7	7	7	7	8	8	8	8	8	6.3
2	6	6	7	7	7	7	7	7	7	7	7	7	7	8	8	8	8	8	7.0
3	1	1	1	2	2	2	2	2	2	2	2	2	2	3	3	3	3	3	3.5
4	5	5	5	2	2	2	2	2	2	2	2	2	2	3	3	3	3	3	5.8
5	7	6	6	6	6	6	6	6	6	6	6	6	6	8	8	8	8	8	7.8
6	6	6	6	6	6	6	6	6	6	6	6	6	6	8	8	8	8	8	7.1
7	6	6	6	6	6	6	6	6	6	6	6	6	6	8	8	8	8	8	7.6
8	6	6	6	6	6	6	6	6	6	6	6	6	6	8	8	8	8	8	7.2
9	0	0	0	0	0	0	0	0	0	0	0	0	0	7	7	7	7	7	5.9
10	0	0	0	0	0	0	0	0	0	0	0	0	0	4	1	6	6	6	1.8
11	6	6	6	6	6	7	7	7	7	7	7	7	7	7	7	7	7	7	6.7
12	6	6	6	6	6	7	7	7	7	7	7	7	7	8	8	8	8	8	7.2
13	2	1	1	3	3	6	6	6	6	6	6	6	6	7	7	7	7	7	5.1
14	6	6	6	6	6	6	6	6	6	6	6	6	6	7	7	7	7	7	6.6
15	0	0	0	0	0	7	7	7	7	7	2	6	6	7	7	6	5	4	3.9
16	6	6	6	6	7	6	6	6	6	5	6	0	8	5	4	6	6	6	5.7
17	6	6	7	7	7	6	6	6	6	7	6	8	8	8	7	7	7	7	7.2
18	6	6	1	7	7	6	6	6	6	6	7	7	7	7	8	7	6	5	6.3
19	6	6	5	6	6	6	6	6	6	7	7	7	7	7	7	7	7	7	6.5
20	1	2	2	2	7	7	7	7	7	8	8	8	8	8	8	8	7	6	6.2
21	4	0	0	0	1	2	2	2	2	2	4	6	6	6	5	6	6	1	3.3
22	4	0	6	4	4	7	7	7	7	7	7	7	7	7	7	7	7	6	5.8
23	7	7	7	7	7	7	7	7	7	7	7	7	7	8	8	8	8	7	7.5
24	6	5	6	6	6	8	8	8	8	8	8	8	8	8	8	8	8	8	7.4
25	7	8	8	8	8	8	8	8	8	8	9	9	9	9	9	9	9	9	8.2
26	6	2	3	6	6	7	8	8	8	8	9	9	9	9	9	9	9	7	7.2
27	0	0	6	6	6	6	6	6	6	6	8	8	8	8	8	8	8	6	6.2
28	4	5	6	6	6	6	6	6	6	6	6	6	6	6	5	5	5	4	5.4
29	4	5	5	5	5	6	6	6	6	6	7	7	7	8	8	8	8	7	6.6
30	7	7	7	7	8	8	8	8	8	8	8	8	8	8	8	8	8	5	7.5
平均 Mean	4.4	4.1	4.9	5.2	6.1	6.4	6.8	7.0	7.3	7.2	7.4	7.3	6.4	6.2					

中華民國二十七年九月份各項氣象要素逐日變遷圖
 March of different Meteorological Elements in the Month of September, 1938.



中華民國二十七年九月份風向圖

WIND ROSE FOR SEPTEMBER, 1938.



—— 風向次數
Frequency

→ 合成風向
Resultant direction

方向 Direction	N	NNE	NE	ENE	E	ESE	SE	SSE	S	SSW	SW	WSW	W	WNW	NW	NNW	V	C
次數 Frequency	1	7	26	50	24	28	25	47	41	148	43	33	2				2	1
百分數 %	0.2	1.5	5.8	10.4	5.0	5.8	5.2	9.8	8.6	30.8	3.0	6.9	0.4				0.1	0.2

雲南省立
昆明測候所

氣象月報

第三卷 第



龔自知題



中華民國二十七年十月份

MONTHLY METEOROLOGICAL BULLETIN

OF

METEOROLOGICAL STATION OF YUNNAN PROVINCE.

KUNMING.

October, 1938.

VOL. 3, NO. 10.

目 次 頁

<i>Table of Contents</i>		<i>page</i>
凡例	<i>Explanatory Remarks.</i>	1
本月份天氣概況	<i>A Summary of Weather Conditions, during the Month of October, 1938.</i>	2
本月份氣象摘要	<i>Monthly Summary.</i>	3
氣壓	<i>Barometric Pressure.</i>	4-5
氣溫	<i>Air Temperature.</i>	6-7
地面溫	<i>Earth Temperature on the surface.</i>	8-9
地內溫	<i>Earth Temperature.</i>	10
雲量	<i>Cloud Amount.</i>	11
絕對濕度	<i>Absolute Humidity.</i>	12-13
相對濕度	<i>Relative Humidity.</i>	14-15
雲狀與雲向	<i>Cloud: Forms and Direction.</i>	16-17
風向及風速	<i>Wind Direction and Velocity.</i>	18-19
降水量	<i>Precipitation.</i>	20-21
逐日氣象平均要素	<i>Daily Values of Meteorological Elements</i>	22-23
能見度	<i>Visibility.</i>	24
各項氣象要素逐日變遷圖	<i>March of Different Meteorological Elements.</i>	25
風向圖	<i>Wind Rose.</i>	26

民國二十七年十月份昆明天氣概況

一、概

本年雨季，特旱而長；本月雨量，則未減少；計得 $125.6m.m.$ ，約為歷年同月平均雨量 $80m.m.$ 之一倍半；為去年十月份雨量 $53.6m.m.$ 之二倍半；為前年十月份雨量 $33.4m.m.$ 之四倍，非普通地形雨也。

氣溫平均 $12.3^{\circ}C$ ，比歷年同月平均數低 $3.8^{\circ}C$ ，比前年亦然，夜間溫度尤為低率，低約 $1.6^{\circ}C$ ，比去年差至 $6.4^{\circ}C$ ，或關係日較多，地面蒸發雖然之故；但極端最低溫度，僅達 $4.5^{\circ}C$ ，而較舊民國二十五年，十月早見初霜，反覺氣候尚豐。

降雨日數，本月占十七日，比歷年同月平均日多五日子；比去年多十一日；比前年多十二日，在月中連降十二日，其長且上係之秋雨，宛如中下游之梅雨，本月因此利益宏闊，於益發展，而熱帶海洋暖濕氣團，不日抵達，時安被副生命環內，形成低氣壓之態而編連，天氣因之惡劣；月內風向絕無偏 W, NW 者，熱帶大陸暖濕氣團，向來自印度北部東來也。

月初二三四日，晨有霧雲，午後晴空澄淨，風向 NNE, NE ，相對溫度最小至 32.8° ，是北方乾燥氣流南下也；五日，氣壓氣溫俱降，濕氣漸盛，相對濕度增大；六日，十時，雲向西南傾轉 WSW ，五六兩日，總降雨 $5.2m.m.$ ，並有疾風接觸而始降也。

七日，天陰，氣溫極端最高 $22.6^{\circ}C$ ，九日，五時至六時，風壓極端最低 $974.32m.m.$ （未論高度計正）；十日，雲向 SSW ；風向從 ENE, E 轉 ESE, S, SSW, SW ；氣低氣壓中心已過昆明之北，八日至十日，總降雨 $31.7m.m.$ 。

十一、十二日，天氣轉變，十二日二十時， SSW 風大，每秒 $17.9m$ ，十三日，氣溫高而漸降，氣壓低而漸升，十四時，驟雨四前，開始降雨；十四日，連朝濕霧，風向由 SE 轉 NNE ，十五日，竟日降雨得最多量 $27.1m.m.$ ，五時至六時間雨量一時最 $6.1m.m.$ ，十六日，氣溫低而略昇，氣壓高而復降；十八日，氣溫又變低，氣壓再昇高；至二十日，氣溫極端最低 $4.5^{\circ}C$ ，氣壓極端最高 $978.92m.m.$ ，雲向 VNW ；二十一日，風向由 ENE 轉 E, SE, SSE, S, SSW ，雲向則為 SW, WSW ，斯際線已過，連續降雨九日，共得量 $96.1m.m.$ 。

二十二日，微有雨跡，二十三至二十五日，氣溫漸升，氣壓降至 $973.35m.m.$ ，雲向風向最多俱為 SSW ，三日共降雨 $6.6m.m.$ ，二十六日至月杪，天氣晴晏，但時見日晡，虹，彩雲，閃電，氣溫漸溫矣。

二、

中華民國二十七年十月氣象綱要 Monthly Summary for October, 1938.

極端最高 極端最低 平均	氣壓 <i>Air Pressure</i> <i>Extreme maximum</i> 578.92mm 在 20日 9及10時 on 20th 9h and 10h <i>Extreme minimum</i> 572.52mm 在 9日 5及 6時 on 9th 5h and 6h <i>Mean</i> 575.86mm
--------------------	--

極端最高 極端最低 最高平均 最低平均 平均	氣溫 <i>Air Temperature</i> <i>Extreme maximum</i> 22.6°C 在 7日 on 7th <i>Extreme minimum</i> 4.5°C 在 20日 on 20th <i>Mean maximum</i> 16.6°C <i>Mean minimum</i> 9.1°C <i>Mean</i> 12.3°C
------------------------------------	--

最大風速 合眾風向	風 <i>Wind</i> <i>Maximum velocity</i> 17.9m/s 在 12日 20時 on 12th 20h <i>Resultant direction</i> S 32° S-S' 26° W
--------------	--

雨量 一日最多雨量 一小時最多雨量	降水量 <i>Precipitation</i> <i>Rainfall</i> 139.6mm <i>Greatest in 24 hours</i> 27.1 mm 在 15日 on 15th <i>Greatest in 1 hour</i> 6.1mm 在 15日 5-6時 on 15th 5-6h
-------------------------	--

晴天日數 曇天日數 陰天日數 雨天日數 有濃霧日數 有霧日數 有薄日數 有低雲日數 有露日數 有大風日數 有雷聲日數 有閃電日數 有日暈日數 有日華日數 有月暈日數 有月華日數 有虹日數 有銀燭齊光日數	雜項 <i>Miscellaneous Informations</i> <i>Clear days</i> 4 <i>Partly cloudy days</i> 7 <i>Cloudy days</i> 3 <i>Rainy days</i> 17 <i>Days with wet fog</i> 15 <i>Days with fog</i> 6 <i>Days with mist</i> 5 <i>Days with ground fog</i> 5 <i>Days with dew</i> 14 <i>Days with gale</i> 1 <i>Days with thunder</i> 2 <i>Days with lightning</i> 5 <i>Days with solar halo</i> 1 <i>Days with solar corona</i> 6 <i>Days with lunar halo</i> 2 <i>Days with lunar corona</i> 1 <i>Days with rainbow</i> 4 <i>Days with bracken spactre</i> 4
--	--

中華民國二十七年

Barometric Pressure at every hour of

時日 D.	1	2	3	4	5	6	7	8	9	10	11	中 午 Noon
1	76.05	75.86	75.80	75.80	75.60	75.47	75.58	75.95	76.24	76.22	76.11	76.67
2	76.93	75.23	75.93	75.93	76.00	76.18	76.27	76.73	77.09	77.17	76.74	76.44
3						76.04	76.21	76.78	76.95	77.04	76.91	76.37
4	75.20	75.20	75.20	75.20	75.20	75.32	75.43	75.78	75.88	75.77	75.56	74.85
5	74.44	74.19	74.08	74.07	74.11	74.14	74.05	74.58	74.62	74.60	74.58	74.11
6	75.32	75.29	75.31	75.38	75.71	75.52	75.73	76.43	76.99	77.25	77.21	76.97
7	76.36	76.33	76.33	76.28	76.33	76.38	76.38	76.86	77.13	77.10	76.56	76.44
8	74.93	74.91	74.72	74.53	74.48	74.20	74.63	75.18	75.26	75.34	75.13	74.70
9	73.49	73.14	72.68	72.58	72.52	72.52	72.73	73.13	73.24	73.13	73.23	72.81
10	73.15	73.05	73.06	73.04	73.01	73.14	76.14	76.92	77.28	77.45	77.12	76.81
11	76.82	76.71	76.48	76.44	76.64	76.36	76.77	77.16	77.64	77.82	77.56	77.05
12	73.21	73.90	73.73	73.61	73.39	73.24	73.35	73.58	73.88	73.83	73.13	74.92
13	74.43	74.36	74.35	74.36	74.32	74.71	75.07	75.40	75.83	75.71	75.47	74.91
14	73.00	73.02	74.99	75.01	75.08	75.25	75.75	76.06	76.55	75.73	75.15	76.95
15	76.64	76.39	76.58	76.58	76.72	76.82	77.04	77.25	77.85	77.86	77.66	77.24
16	77.68	77.61	77.54	77.51	77.49	77.52	77.72	78.27	78.81	78.81	78.71	78.30
17	77.24	77.16	77.03	76.92	76.97	77.21	77.49	77.91	78.10	78.19	78.05	77.82
18						76.20	76.59	76.86	77.17	77.26	77.15	76.65
19	77.03	76.78	76.73			76.61	76.81	77.31	77.71	77.91	77.62	77.22
20						77.91	76.11	78.51	78.92	78.92	78.70	77.35
21						77.34	77.66	78.17	78.62	78.80	78.54	78.01
22	76.31	76.91	76.96	77.01	77.11	77.15	77.35	77.64	78.02	77.79	77.76	77.15
23	76.88	76.71	76.69	76.73	76.81	76.89	76.91	75.99	76.18	76.17	75.73	75.72
24	75.21	75.03	74.87	74.86	74.82	74.89	75.26	75.45	75.55	75.45	75.51	75.15
25	74.16	73.96	73.86	73.86	73.87	73.97	74.47	74.96	75.34	75.23	74.95	74.74
26	75.08	75.11	75.15	75.18	75.22	75.30	76.30	76.78	77.14	77.23	77.09	75.75
27	76.09	76.07	75.95	75.94	75.92	76.03	76.33	76.53	76.31	76.69	76.34	75.93
28						75.29	75.60	75.86	76.43	76.62	76.41	75.88
29	75.92	75.89	75.81	75.78	75.76	76.13	76.85	77.15	77.23	77.61	77.18	76.55
30	77.36	77.38	77.41	77.44	77.47	77.60	77.62	78.00	78.56	78.85	78.63	77.99
31	77.29	77.25	77.07	76.94	77.86	76.93	77.25	77.64	77.83	77.62	77.20	76.76
平均 Mean	75.86	75.78	75.70	75.64	75.70	75.91	76.15	76.34	76.85	76.89	76.67	76.19

十月逐日各時氣壓 (500mm+)

day, in the Month of October, 1935. (500mm+)												
13	14	15	16	17	18	19	20	21	22	23	午夜 Midn.	平均 Mean
75.43	74.98	74.76	74.83	74.92	74.94	75.27	75.61	75.93	75.93	75.93	75.93	75.61
75.55	75.31	74.87	74.66	74.65	74.81	75.02	75.33	75.77				75.82
75.84	75.08	74.83	74.61	74.49	74.59	74.67	74.88	75.19	75.10	75.20	75.20	75.58
74.41	73.48	73.13	73.20	73.19	73.36	73.49	73.80	74.13	74.22	74.31	74.30	74.56
73.67	73.10	72.92	72.92	73.20	73.50	73.94	74.47	75.05	75.20	75.27	75.29	74.16
76.65	75.92	75.58	75.35	75.55	75.63	75.64	75.87	76.28	76.33	76.48	76.48	76.04
75.47	75.04	74.57	74.51	74.50	74.46	74.66	74.97	75.07	75.08	75.04	74.99	75.69
74.17	73.52	73.30	73.10	72.80	73.04	73.36	73.57	73.81	73.85	73.80	73.69	74.17
73.71	72.63	72.55	72.75	72.86	73.18	73.48	74.38	74.77	74.82	75.10	75.18	73.32
76.37	76.03	75.83	75.83	75.73	75.94	76.25	76.76	76.96	76.97	76.91	76.92	76.22
75.62	75.18	75.76	75.46	75.36	75.06	75.19	75.61	75.83	75.91	75.95	75.93	76.31
74.61	74.29	73.67	73.47	74.27	73.19	72.99	73.61	74.34	74.41	74.45	74.44	74.77
74.57	74.11	73.91	73.91	73.81	73.93	74.27	74.86	74.87	74.94	75.06	75.03	74.68
75.39	74.91	74.78	74.71	75.16	75.30	75.95	76.46	76.56	76.89	76.75	76.74	75.67
76.82	76.49	77.18	75.96	76.28	76.50	76.82	77.33	77.84	77.90	77.67	77.85	77.07
76.09	77.47	77.17	76.87	76.89	77.09	77.48	76.68	77.87	77.86	77.75	77.60	77.70
77.73	76.73	76.25	75.21	77.17	76.16	76.28	76.80	77.00	76.98	76.94		77.11
75.31	75.73	75.43	75.54	75.67	75.89	76.42	76.43	76.83	76.98	77.23	77.23	76.51
75.91	76.91	76.91	76.41	76.51	76.91	77.31	77.22	78.02				77.10
78.07	77.48	77.13	76.92	76.91	77.11	77.41	77.72	77.92				77.81
77.31	77.01	76.61	76.79	76.98	76.77	77.17	77.38	77.69	78.49	78.39	78.29	77.70
75.59	75.31	75.77	75.61	75.77	75.89	76.20	76.42	76.64	76.88	76.97	76.95	76.81
75.17	74.33	74.64	74.62	74.72	74.54	75.05	75.43	75.43	75.46	75.48	75.44	75.72
74.75	74.21	73.83	73.73	73.33	74.93	74.45	74.35	74.55	74.60	74.55	74.51	74.73
74.21	74.19	74.08	74.19	74.27	74.27	74.48	75.09	75.49	74.98	75.01	75.05	74.53
75.33	74.43	75.28	75.19	75.38	75.28	75.59	76.01	76.13	76.14	76.18	76.16	75.84
75.69	74.81	74.57	74.39	74.39	74.47	74.45	74.96	75.04	75.04	75.04	75.08	75.48
75.11	74.91	74.81	74.72	74.73	74.73	75.32	76.63	75.73	75.75	75.92	75.99	75.62
75.21	75.97	75.85	75.81	75.94	76.02	76.44	76.66	77.01	77.12	77.30	77.33	76.47
77.14	75.59	76.37	76.35	75.36	76.49	76.83	77.24	77.44	77.38	77.35	77.32	77.38
75.44	75.53	75.11	74.99	74.94	75.00	75.33	75.43	75.55	76.00	76.00	75.95	76.39
75.75	75.29	75.09	74.91	75.01	75.09	75.39	75.74	76.02	75.97	76.01	75.05	75.86

中華民國二十七年

Air Temperature of every hour of day.

時 H. D.	1	2	3	4	5	6	7	8	9	10	11	中 午 Noon
1	11.7	11.3	11.0	11.0	10.7	10.5	12.0	13.7	14.6	17.3	18.5	18.8
2	10.9	10.4	10.0	9.8	9.4	9.0	12.3	15.0	16.7	18.4	19.0	20.2
3	12.2	11.7	10.9	10.7	10.4	10.2	13.1	14.7	16.0	17.5	18.3	19.5
4	13.0	12.2	11.9	11.5	11.0	10.7	13.1	15.8	16.8	17.3	18.6	19.5
5	12.9	12.9	11.7	11.7	11.1	9.1	8.7	9.5	8.9	9.6	11.5	12.5
6	11.3	11.2	11.1	11.0	11.0	11.1	11.4	11.5	12.7	13.6	14.9	16.6
7	13.5	13.9	13.0	12.8	12.4	12.3	12.8	14.9	15.5	17.1	18.3	19.9
8	15.9	15.0	14.8	14.8	14.5	14.2	14.7	16.1	17.7	18.9	19.7	20.2
9	14.3	14.2	14.0	13.9	13.8	13.8	13.8	14.0	14.2	14.6	14.7	14.1
10	12.5	12.3	12.1	11.9	12.0	12.0	12.4	12.6	13.1	14.1	14.6	15.2
11	13.0	12.9	12.7	12.2	11.9	11.7	12.3	12.8	14.3	14.7	15.9	17.0
12	13.6	12.9	12.8	13.2	13.2	13.4	14.4	15.1	15.6	16.8	17.3	17.3
13	14.2	14.6	14.5	14.4	14.4	14.3	14.6	15.1	16.2	17.5	18.5	19.3
14	14.0	13.7	13.5	13.6	13.3	13.5	13.5	13.6	13.8	13.8	14.2	15.4
15	19.4	19.2	19.1	19.0	9.2	9.2	9.0	8.9	9.0	9.0	9.3	10.2
16	8.5	8.4	8.4	8.1	7.8	7.6	7.2	6.8	6.9	7.2	7.3	7.5
17	7.6	7.3	7.6	7.6	7.6	7.7	7.6	7.7	7.9	8.1	9.0	8.8
18	9.7	9.7	9.7	9.6	9.6	9.6	9.6	9.6	9.8	9.9	9.8	10.1
19	7.3	7.0	6.8	6.7	6.7	6.7	6.2	6.4	6.4	6.2	6.1	6.4
20	6.2	6.9	6.1	5.6	5.3	5.3	5.4	5.4	5.0	5.6	6.3	7.7
21	6.7	6.5	6.4	6.4	6.0	5.7	5.6	6.2	8.1	9.4	10.0	10.8
22	7.9	7.9	7.9	7.7	7.7	7.5	7.5	8.2	9.3	10.7	10.4	11.4
23	8.8	8.9	8.7	8.7	8.7	8.6	8.5	9.2	9.7	11.2	12.0	11.3
24	9.2	9.0	9.5	9.5	9.5	9.5	9.6	10.0	10.2	10.2	10.5	10.5
25	10.2	10.2	10.3	10.4	10.3	10.3	10.4	10.5	10.7	11.1	11.5	11.5
26	10.9	10.9	10.9	10.8	10.8	10.8	10.9	11.6	11.7	13.1	15.3	16.0
27	10.9	11.0	11.0	11.0	11.0	11.0	11.1	11.5	11.9	12.8	15.2	14.6
28	10.0	9.8	9.8	9.2	9.5	9.6	9.7	10.0	11.8	13.7	14.7	14.2
29	10.3	10.2	9.8	9.7	9.2	9.2	9.7	10.8	12.5	13.8	14.6	15.1
30	11.1	10.9	10.9	10.8	10.0	10.1	9.9	12.3	13.4	13.5	14.6	16.4
31	11.8	11.7	11.1	10.8	10.6	10.1	10.9	11.4	11.6	13.7	15.7	17.0
平均 Mean	11.0	10.8	10.6	10.5	10.3	10.1	10.5	11.3	12.0	12.8	13.7	14.4

十月逐日各時氣溫 (°C)

in the Month of October, 1938. (°C)												
13	14	15	16	17	18	19	20	21	22	23	Mean	Max. Min.
18.7	18.3	17.7	17.4	16.8	15.2	13.3	13.4	13.0	12.7	12.0	11.4	14.2
21.5	21.7	21.6	21.2	19.9	17.2	16.2	15.7	14.6	13.4	12.6	12.1	15.4
20.2	21.5	21.6	20.9	19.8	17.9	16.7	15.8	15.5	14.3	13.6	13.3	15.7
20.6	21.4	20.6	20.3	19.6	18.0	16.1	15.5	14.9	14.2	13.8	13.2	15.8
14.0	13.6	13.8	14.0	13.7	12.7	12.4	12.2	12.0	11.8	11.7	11.7	11.8
16.9	18.0	18.3	20.1	19.4	16.5	15.4	14.6	14.3	14.7	14.5	11.1	14.4
21.2	21.7	22.2	21.6	19.2	18.2	17.0	16.6	16.5	15.9	15.9	16.2	16.6
21.1	20.6	21.4	22.1	16.6	16.4	15.7	15.7	15.7	15.0	14.8	14.5	16.9
14.0	13.6	13.8	13.8	13.6	13.4	13.4	13.4	13.2	13.2	12.6	12.6	13.8
16.5	15.5	17.0	13.8	14.4	14.1	13.9	13.9	13.8	13.4	13.4	13.3	13.7
16.9	16.9	17.5	18.6	17.8	15.4	15.0	14.6	14.3	14.0	14.0	13.9	14.6
17.8	18.3	16.5	19.4	18.2	16.2	15.8	15.1	15.2	15.1	14.9	14.1	15.4
19.8	17.3	17.2	16.7	16.0	16.2	15.5	15.1	15.2	15.0	14.1	14.1	15.8
15.2	17.9	16.2	13.8	12.9	12.5	12.2	11.6	11.8	11.8	11.1	10.8	13.5
10.5	19.8	11.1	19.5	10.2	9.9	9.9	9.7	9.7	9.6	9.4	8.8	9.3
7.6	7.7	7.1	7.5	7.6	7.8	7.6	7.7	7.6	7.8	7.7	7.6	7.6
9.2	9.5	9.2	9.4	9.2	9.1	9.2	9.2	9.3	9.5	9.8	9.7	8.6
9.9	9.9	9.6	9.3	8.8	8.4	8.3	8.2	7.9	7.8	7.7	7.4	9.2
6.6	6.6	6.6	6.6	6.8	6.5	6.5	6.6	6.2	6.0	6.0	6.0	6.5
8.1	7.8	7.3	7.4	7.2	6.9	6.6	6.9	6.9	7.1	6.7	6.7	6.5
11.9	10.4	10.5	10.3	9.4	9.1	9.1	9.1	8.9	8.7	8.4	8.3	8.4
11.4	11.3	11.9	11.1	10.6	9.9	9.6	9.5	9.4	9.3	9.1	9.1	9.4
11.1	11.7	11.1	11.1	10.8	10.5	10.5	10.3	10.0	10.0	9.9	9.8	10.0
10.4	10.8	11.0	11.0	10.8	10.9	10.7	10.7	10.5	10.2	10.2	10.2	10.2
12.0	12.0	12.7	13.7	12.7	11.8	11.6	11.1	11.0	11.0	10.9	10.9	11.2
16.3	15.3	16.0	16.1	15.9	13.3	12.7	12.3	11.6	11.4	11.0	10.7	12.8
15.4	13.2	15.9	16.3	13.9	12.5	11.9	11.5	11.5	11.2	11.5	11.6	12.6
16.3	17.3	16.8	15.3	15.1	13.2	12.6	12.2	11.6	11.3	11.0	10.7	12.2
17.9	17.6	18.0	17.7	16.9	14.1	13.0	12.6	12.2	11.8	11.6	11.2	12.9
16.7	18.0	17.6	16.4	16.3	13.9	13.5	12.5	12.8	12.5	12.1	11.9	13.3
17.0	17.8	17.8	17.6	16.2	13.9	13.0	12.0	11.3	11.2	11.0	11.2	13.1
14.9	15.0	15.1	14.9	14.1	12.9	12.4	12.1	11.9	11.6	11.4	11.2	12.3

中華民國二十七年

Earth Temperature on the Surface of

H D.	H.	6	7	8	9	10	11	12	13
1		10.4	14.0	13.4	17.0	18.1	22.0	22.7	24.8
2		8.9	9.1	17.4	20.2	18.9	24.2	24.4	25.2
3		9.4	11.8	16.9	19.5	18.9	24.0	25.0	25.2
4		9.8	14.5	18.2	21.0	18.3	23.2	25.3	26.3
5		8.5	7.7	8.9	8.5	9.6	10.4	12.3	14.9
6		11.0	11.3	11.6	13.9	15.2	16.9	21.6	21.1
7		12.0	12.8	17.9	19.0	20.7	21.7	25.2	26.4
8		13.0	15.5	18.3	19.3	20.2	23.6	24.6	27.3
9		13.5	13.6	13.9	14.2	14.5	14.7	14.1	13.9
10		12.0	12.4	12.7	14.4	14.9	17.0	16.4	19.8
11		14.4	14.3	14.0	17.4	16.2	17.7	20.2	18.2
12		13.0	13.3	15.4	17.6	16.6	19.4	19.4	19.3
13		13.8	15.3	16.4	16.9	20.3	21.2	25.3	25.2
14		13.2	13.5	13.7	13.8	13.9	14.2	18.9	15.4
15		9.2	8.9	9.0	9.2	9.3	9.8	10.8	11.0
16		7.6	7.3	6.9	7.0	7.5	7.7	7.5	8.2
17		7.4	7.6	7.7	8.0	8.4	9.6	10.2	10.5
18		9.6	9.6	9.8	10.0	10.4	10.2	9.6	10.2
19		6.4	6.2	6.4	6.6	6.2	6.2	6.7	7.0
20		5.3	5.4	5.5	5.5	6.1	8.1	9.2	12.0
21		5.9	5.8	7.1	9.5	12.8	13.1	15.0	15.4
22		7.6	7.6	10.0	11.9	13.4	12.6	14.0	12.8
23		8.6	8.6	9.4	10.0	11.2	14.8	11.7	11.2
24		9.4	9.6	10.0	10.4	10.2	10.5	10.7	10.4
25		10.3	10.3	10.5	10.9	11.1	11.6	11.6	12.0
26		10.7	10.9	11.8	11.7	14.6	17.9	17.4	17.7
27		11.1	11.1	11.5	12.2	13.8	16.8	15.2	17.9
28		9.4	9.7	10.4	12.9	13.9	15.7	14.2	18.1
29		8.9	10.9	12.2	14.8	16.2	16.9	16.8	19.8
30		11.2	10.5	13.9	13.6	13.9	16.1	16.9	18.7
31		9.7	10.5	11.7	12.3	15.6	18.7	19.2	19.2
平均 Mean		9.9	10.6	12.1	13.2	13.9	15.7	16.6	17.3

十月逐日地面溫度(°C)

every day, in Cen Month of October, 1938, (°C)

14	15	16	17	18	19	20	21	日 Mean
19.9	18.7	18.1	16.8	11.8	13.1	13.0	12.7	17.0
25.6	24.2	21.0	17.7	15.2	15.2	14.6	13.5	18.5
26.4	25.7	25.2	20.0	16.2	15.4	14.7	14.5	19.4
26.9	25.6	21.7	18.4	16.7	15.9	14.9	14.3	19.4
13.5	13.9	13.9	13.3	12.4	12.1	12.9	11.9	11.5
19.5	19.2	22.7	19.4	15.8	14.8	13.9	13.9	16.4
25.6	25.9	23.2	19.4	12.6	16.3	16.0	15.7	19.7
25.3	25.4	23.8	16.0	16.0	15.2	15.3	15.5	19.8
13.8	13.6	13.7	13.5	13.3	13.2	13.2	13.0	13.7
16.1	19.2	14.1	14.3	13.8	13.7	13.3	13.1	14.8
17.6	18.1	18.7	18.5	15.1	14.4	14.1	13.9	16.3
19.3	18.7	19.4	17.6	15.8	15.3	14.8	14.6	16.8
16.3	17.4	16.4	15.8	15.7	14.9	14.4	14.5	17.5
20.3	15.7	13.1	12.8	11.0	12.2	11.8	11.8	11.1
11.8	11.5	10.0	10.2	9.9	9.7	9.6	9.4	10.0
8.4	7.7	7.6	7.6	7.6	7.6	7.6	7.6	7.6
10.2	10.4	9.9	9.2	9.3	9.2	9.2	9.3	9.1
10.1	9.5	8.3	8.8	8.5	8.2	8.0	7.8	9.4
6.4	6.8	6.7	6.7	6.2	6.4	6.6	6.2	6.5
11.9	9.9	9.0	7.7	7.0	6.5	7.2	6.9	7.7
12.0	11.9	11.3	11.0	9.6	9.4	9.3	8.9	10.4
12.8	12.9	10.4	10.1	9.7	9.5	9.4	9.3	10.9
12.8	11.2	11.3	10.7	10.3	10.2	10.1	9.7	10.7
10.8	11.2	11.0	11.4	10.9	10.6	10.5	10.3	11.5
11.8	13.1	14.6	12.5	11.3	11.2	10.8	10.8	11.5
15.8	16.0	16.3	16.4	12.9	12.3	11.8	11.1	14.1
15.3	15.6	16.8	15.4	12.1	11.5	11.0	11.0	13.5
18.3	18.2	15.2	15.2	13.1	12.0	11.6	11.9	13.7
19.5	18.6	18.7	15.9	14.2	13.4	12.0	11.6	17.9
20.5	18.0	17.9	15.4	13.3	12.9	11.9	12.3	16.9
18.9	17.3	17.1	15.3	13.4	11.8	11.3	10.9	14.6
16.6	16.2	15.5	13.9	12.6	12.0	11.7	13.5	13.7

中華民國二十七年十月逐日地內溫度 (°C)

Earth Temperature of every day, in the Month of October, 1938, (°C)

日期 Date	0 cm	5 cm	10 cm	20 cm	25 cm	50 cm	75 cm	100 cm
1	17.8	17.1	17.0	17.1	17.6	17.7	17.7	17.6
2	18.0	16.7	16.9	17.0	17.6	17.7	17.7	17.6
3	17.5	17.4	18.1	17.5	17.6	17.7	17.7	17.5
4	19.3	17.8	17.9	17.5	17.7	17.7	17.7	17.5
5	13.8	14.3	15.5	17.1	17.8	17.8	17.7	17.5
6	16.8	16.1	16.2	16.4	17.5	17.7	17.7	17.5
7	18.4	19.2	18.4	16.9	17.4	17.6	17.7	17.5
8	20.6	19.1	18.7	17.5	17.6	17.6	17.6	17.5
9	14.9	15.6	16.5	17.6	17.5	17.6	17.6	17.5
10	15.8	15.7	15.6	16.2	17.5	17.7	17.7	17.4
11	16.7	16.3	16.2	16.3	17.3	17.5	17.6	17.4
12	16.5	15.8	16.1	16.3	17.2	17.3	17.5	17.4
13	17.7	17.3	16.9	16.5	17.1	17.3	17.4	17.4
14	15.4	16.7	16.6	16.7	17.1	17.2	17.4	17.3
15	13.7	14.1	14.5	15.8	16.9	17.2	17.4	17.5
16	10.2	10.5	11.7	13.8	16.3	16.8	17.2	17.2
17	10.4	10.8	11.3	12.7	15.6	16.5	17.1	17.2
18	10.4	11.1	11.6	12.7	15.0	15.7	16.8	17.1
19	7.9	8.5	9.3	11.2	14.4	15.5	16.6	17.1
20	9.8	9.3	9.9	10.6	13.6	14.9	16.8	16.9
21	12.4	11.7	11.4	11.4	13.5	14.6	16.0	16.7
22	12.0	11.0	11.9	12.1	13.6	14.5	15.8	16.6
23	11.3	11.5	11.7	11.3	13.8	14.5	15.6	16.4
24	10.9	11.1	11.4	12.2	13.8	14.5	15.5	16.2
25	11.5	11.5	11.6	12.1	13.7	14.4	15.4	16.2
26	14.0	13.5	13.0	12.7	13.7	14.3	15.3	16.0
27	13.0	12.9	12.8	12.9	13.9	14.4	15.3	16.1
28	13.9	13.3	12.4	12.7	13.9	14.4	15.2	15.9
29	13.9	13.0	12.8	12.7	14.0	14.5	15.2	15.8
30	14.5	14.2	13.8	13.2	14.0	14.4	15.1	15.7
31	13.7	13.3	13.2	13.2	14.1	14.5	15.1	15.7
平均 Mean	14.3	13.1	14.2	14.5	15.6	16.2	16.7	16.9

中華民國二十七年十月逐日雲量 (0-10)

Cloud Amount of every day in the Month of October, 1938. (0-10)																								
日 D.	時 H.	0	1	2	3	4	5	6	7	8	9	10	11	12	13	14	15	16	17	18	19	20	21	平均 Mean
		1	9.6	9.5	9.5	8.5	6.0	6.0	5.0	2.0	9.5	9.5	9.0	9.5	9.5	9.0	9.5	9.5	7.0	9.6	9.2	8.5		
2	1.0	0.5	0.2	0.1	0.1	0.1	0.0	0.0	0.0	0.0	0.0	0.0	0.0	0.0	0.0	0.0	0.0	0.0	0.0	0.0	0.0	0.0	0.0	0.1
3	0.2	0.1	0.1	0.1	0.1	0.1	0.1	0.0	0.0	0.0	0.0	0.0	0.0	0.0	0.0	0.0	0.0	0.0	0.0	0.0	0.0	0.0	0.0	0.1
4	1.0	0.8	0.5	0.5	0.5	0.5	0.5	0.5	0.6	1.0	0.5	0.5	3.5	3.0	5.5	7.5	1.8							
5	10.0	10.0	10.0	10.0	10.0	10.0	10.0	10.0	10.0	10.0	10.0	10.0	10.0	10.0	10.0	10.0	10.0	10.0	10.0	10.0	10.0	10.0	10.0	10.0
6	10.0	10.0	10.0	10.0	9.8	9.5	9.0	8.0	8.0	8.0	6.0	3.0	2.0	1.5	0.0	0.0	6.6							
7	1.0	1.0	1.5	8.0	7.5	7.0	7.0	7.5	8.5	9.0	9.5	9.5	8.0	7.0	4.5	3.6	6.2							
8	5.0	5.0	5.5	6.5	6.6	6.5	10.0	9.0	9.5	8.5	9.5	9.8	10.0	10.0	10.0	10.0	8.2							
9	10.0	10.0	10.0	10.0	10.0	10.0	10.0	10.0	10.0	10.0	10.0	10.0	10.0	10.0	10.0	10.0	10.0							
10	10.0	10.0	10.0	10.0	9.8	10.0	0.0	10.0	10.0	9.0	9.5	8.5	9.6	9.5	8.0	5.5	9.4							
11	2.5	3.0	3.5	9.8	10.0	10.0	10.0	10.0	9.8	9.8	0.5	3.5	2.0	3.0	1.0	0.1	6.1							
12	9.5	8.5	3.5	9.5	9.0	9.0	9.8	9.8	9.0	9.0	3.5	3.0	1.0	1.0	0.5	0.5	6.1							
13	0.3	0.9	8.5	9.0	9.0	9.5	8.0	9.0	9.0	9.8	9.0	9.8	9.5	3.0	6.0	1.5	8.3							
14	10.0	10.0	10.0	10.0	10.0	10.0	10.0	9.5	9.8	10.0	10.0	10.0	10.0	10.0	10.0	10.0	10.0							
15	10.0	10.0	10.0	10.0	10.0	10.0	10.0	10.0	10.0	10.0	10.0	10.0	10.0	10.0	10.0	10.0	10.0							
16	10.0	10.0	10.0	10.0	10.0	10.0	10.0	10.0	10.0	10.0	10.0	10.0	10.0	10.0	10.0	10.0	10.0							
17	10.0	10.0	10.0	10.0	10.0	10.0	10.0	10.0	10.0	10.0	10.0	10.0	10.0	10.0	10.0	10.0	10.0							
18	10.0	10.0	10.0	10.0	10.0	10.0	10.0	10.0	10.0	10.0	10.0	10.0	10.0	10.0	10.0	10.0	10.0							
19	10.0	10.0	10.0	10.0	10.0	10.0	10.0	10.0	10.0	10.0	10.0	10.0	10.0	10.0	10.0	10.0	10.0							
20	10.0	10.0	10.0	10.0	10.0	10.0	10.0	10.0	9.8	10.0	10.0	10.0	10.0	10.0	10.0	10.0	10.0							
21	10.0	10.0	10.0	10.0	10.0	10.0	10.0	10.0	9.5	9.5	10.0	9.8	10.0	10.0	10.0	10.0	10.0							
22	10.0	10.0	10.0	10.0	10.0	10.0	10.0	10.0	10.0	10.0	10.0	10.0	10.0	10.0	10.0	10.0	10.0							
23	10.0	10.0	10.0	10.0	10.0	10.0	10.0	10.0	10.0	10.0	10.0	10.0	10.0	10.0	10.0	10.0	10.0							
24	10.0	10.0	10.0	10.0	10.0	10.0	10.0	10.0	10.0	10.0	10.0	10.0	10.0	10.0	10.0	10.0	10.0							
25	10.0	10.0	10.0	10.0	10.0	10.0	10.0	10.0	10.0	10.0	10.0	10.0	10.0	10.0	10.0	10.0	10.0							
26	10.0	10.0	10.0	8.5	8.5	8.0	7.5	9.5	9.5	9.5	9.5	9.5	9.5	9.5	9.5	9.5	9.5							
27	10.0	10.0	10.0	9.8	9.0	8.0	8.5	8.5	9.5	9.5	6.5	8.0	8.0	3.0	0.5	0.3	7.4							
28	10.0	10.0	8.0	9.0	5.0	8.0	7.0	6.5	5.5	5.0	5.0	1.5	0.3	0.5	0.0	0.1	5.3							
29	3.0	2.0	2.5	4.5	5.0	7.0	7.5	7.5	5.0	5.0	4.0	3.5	0.0	0.1	0.0	0.0	3.6							
30	9.5	0.5	0.3	2.0	3.5	4.0	7.0	7.0	7.0	7.0	3.0	1.5	0.5	0.1	0.0	0.0	2.7							
31	3.9	1.0	10.0	8.0	7.0	7.0	7.0	4.5	4.6	2.0	1.5	2.0	3.0	2.5	2.0	1.0	4.1							
平均 Mean	7.0	7.4	7.5	8.2	8.0	8.1	8.2	8.2	8.2	8.1	7.5	7.0	6.7	5.9	5.9	5.7	7.4							

中華民國二十七年

時日 H D.	Absolute Humidity at every hour of											Noon
	1	2	3	4	5	6	7	8	9	10	11	
1	9.16	9.32	9.44	9.75	9.66	8.52	8.95	9.12	9.19	8.47	9.11	8.88
2	7.21	7.30	7.38	7.38	7.32	6.30	7.24	7.79	7.26	8.39	8.99	8.76
3												
4	6.31	6.34	6.09	5.97	5.83	5.05	6.08	7.19	7.70	7.36	7.76	6.28
5						7.44	7.69	8.14	8.01	8.58	9.56	10.12
6	9.84	9.77	9.81	9.85	9.85	9.81	10.01	10.08	10.91	11.24	11.75	11.34
7	10.05	10.02	9.92	10.00	9.99	9.97	10.43	11.08	11.17	12.10	11.85	11.53
8	11.49	11.38	11.35	11.35	11.34	11.35	12.08	12.39	12.65	13.32	13.35	13.43
9	11.65	11.69	11.76	11.80	11.73	11.73	11.73	11.88	12.15	12.35	12.35	12.07
10	10.88	10.71	11.18	10.45	10.52	10.52	10.81	10.84	11.32	11.84	11.88	12.48
11	11.02	10.94	10.70	10.55	10.55	10.21	10.51	10.98	11.41	11.88	11.60	12.91
12	11.01	10.84	10.98	11.28	11.28	11.28	11.43	11.96	12.15	12.43	11.97	12.03
13	11.34	11.75	11.80	11.96	11.84	11.88	12.23	12.32	12.81	12.40	13.19	13.26
14	11.76	11.77	11.28	11.23	11.35	11.12	11.30	11.58	11.84	11.84	11.69	12.15
15	9.47	9.34	9.27	9.21	8.53	8.73	8.51	8.53	8.61	8.61	8.79	9.34
16	8.14	8.09	8.00	7.92	7.94	7.83	7.62	7.41	7.46	7.62	7.67	7.77
17	7.83	7.77	7.83	7.83	7.83	7.89	7.83	7.89	8.00	8.11	8.61	8.54
18	8.93	9.03	8.93	8.97	8.97	8.97	8.97	8.97	9.09	9.15	9.09	9.17
19						7.56	7.11	7.21	7.21	7.11	7.06	7.21
20	6.93	6.92	6.97	6.65	6.39	6.68	6.73	6.73	6.54	6.82	2.16	7.69
21	7.27	7.22	7.12	7.12	6.84	6.78	6.65	6.66	7.18	7.62	7.75	7.81
22	7.54	7.58	7.54	7.52	7.52	7.45	7.41	7.60	8.12	8.34	8.16	8.76
23						8.39	8.38	8.73	8.93	9.23	9.37	9.21
24	8.83	8.77	8.81	8.71	8.71	8.81	8.97	9.11	9.38	9.23	9.32	9.53
25	9.34	9.34	9.40	9.47	9.40	9.40	9.47	9.53	9.66	9.22	10.19	10.19
26	9.79	9.79	9.79	9.72	9.72	9.72	9.79	10.25	10.21	10.20	10.35	9.53
27	9.48	9.63	9.63	9.75	9.75	9.85	9.92	10.19	10.45	10.43	10.61	9.62
28	9.01	8.99	8.99	8.73	8.97	8.97	8.93	9.11	9.75	9.68	9.33	9.14
29	2.00	8.94	8.78	8.54	8.53	8.53	8.63	9.11	9.80	9.19	8.36	8.42
30	8.28	8.66	8.76	8.70	8.72	8.68	8.65	9.55	10.08	10.05	9.39	9.07
31	8.72	9.06	9.08	9.11	9.19	9.07	9.11	9.81	9.94	10.41	8.24	7.32
平均 Mean	9.29	9.29	9.26	9.24	9.19	8.34	9.05	9.34	9.60	9.76	9.74	9.75

十月逐日各時絕對濕度 (m.m.)

day in the Month of October, 1938. (m.m.)

13	14	15	16	17	18	19	20	21	22	23	平均 Mean	最高 Heath
9.15	8.86	8.98	8.55	8.56	8.02	7.54	7.30	7.06	7.29	7.36	7.50	8.58
7.51	7.64	6.69	6.96	6.94	6.74	7.03	6.42	6.18				7.31
8.22	8.39	8.36	7.85	7.19	6.68	7.34	6.78	6.69	6.76	6.45	6.28	7.20
7.98	6.78	6.15	5.86	6.12	6.33	5.55	5.83	5.87				6.53
10.54	10.24	10.27	10.85	10.86	10.80	10.58	10.53	10.52	10.28	10.11	10.21	9.76
11.46	11.62	11.76	10.45	9.98	10.00	9.78	9.73	9.99	10.13	10.10	10.03	10.39
12.13	12.20	12.13	12.33	11.65	11.79	11.43	11.11	10.92	11.05	11.22	11.39	11.14
13.74	14.08	13.90	13.76	11.58	12.14	12.16	11.81	11.63	12.07	11.80	11.69	12.35
11.99	11.69	11.73	11.84	11.58	11.54	11.54	11.54	11.30	11.28	10.95	10.84	11.71
12.55	12.18	12.76	11.84	12.07	11.30	11.09	10.78	10.92	10.68	10.98	11.13	11.32
12.95	11.94	11.95	12.07	11.95	10.88	10.93	10.96	10.85	10.97	10.63	11.11	11.20
12.55	11.55	11.93	11.71	11.55	11.38	11.29	11.38	11.42	11.46	11.42	11.38	11.58
13.18	12.64	12.82	12.63	12.40	12.09	12.24	12.04	11.42	11.50	11.73	11.73	12.23
11.38	12.66	12.46	11.61	11.17	10.77	10.66	10.39	10.39	10.95	9.92	9.62	11.28
9.53	9.51	9.51	9.43	9.34	9.15	9.15	9.03	9.03	8.87	8.57	8.31	9.02
7.73	7.69	7.73	7.57	7.83	7.94	7.83	7.83	7.83	7.85	7.89	7.83	7.80
7.73	8.91	8.79	8.85	8.74	8.67	8.73	8.73	8.79	8.81	8.99	8.93	8.40
9.15	9.15	8.97	8.79	8.59	8.27	9.22	8.16	8.00				8.84
7.51	7.51	7.51	7.51	7.39	7.16	7.26	7.31	7.11	7.01	6.91	7.01	7.19
7.74	7.48	7.41	7.45	7.45	7.37	7.13	7.20	7.37	7.56	7.36	7.27	7.12
8.18	7.69	7.54	7.73	7.42	7.43	7.66	7.82	7.71	7.70	7.43	7.46	7.41
8.67	8.70	8.99	8.88	8.78	8.76	8.58	8.42	8.17	8.21	8.26	8.29	8.19
8.99	9.17	9.30	9.30	9.11	9.23	9.23	9.30	8.92	8.82	8.76	8.80	9.02
9.47	9.51	9.44	9.55	9.21	9.17	9.36	9.25	9.32	9.34	9.34	9.34	9.19
10.52	10.31	10.47	10.42	10.39	9.97	10.04	9.81	9.85	9.85	9.79	9.79	9.85
8.85	9.25	9.08	9.37	9.79	9.49	9.18	9.04	9.10	9.39	9.34	9.25	9.58
9.27	9.40	10.47	10.64	9.47	8.96	8.99	9.14	9.05	8.95	8.51	8.50	9.63
9.18	8.80	8.73	8.40	8.57	8.26	8.32	8.70	8.39	8.31	8.92	8.94	8.91
12.41	8.21	8.10	8.00	8.51	8.55	8.37	8.24	8.36	8.41	8.59	8.74	8.79
8.92	8.54	8.14	7.96	8.21	8.11	8.27	8.15	8.34	8.45	8.59	8.56	8.71
6.71	7.75	7.75	8.03	8.05	7.71	8.05	8.05	7.63	7.36	7.93	8.55	8.47
9.88	9.68	9.65	9.55	9.36	9.19	9.15	9.05	9.00	9.28	9.22	9.23	9.33

中華民國二十七年

Relative Humidity at every hour of day,

時 H D.	1	2	3	4	5	6	7	8	9	10	11	中 午 Noon
1	88.8	92.8	95.8	99.0	100.0	89.5	85.1	77.6	73.8	57.1	57.0	54.5
2	73.7	77.1	80.1	81.2	82.7	73.2	67.5	60.9	58.8	54.1	49.7	42.3
3						43.0	53.8	57.3	56.5	52.4	49.2	46.7
4	56.1	59.5	58.3	58.6	59.7	60.3	63.8	56.3	52.9	51.5	50.5	42.5
5						85.8	90.0	91.4	95.6	95.7	93.7	93.1
6	98.0	98.0	99.0	100.0	100.0	99.0	99.0	99.0	99.0	96.2	92.5	80.0
7	86.6	89.2	88.3	90.2	91.7	92.9	94.1	87.2	84.6	82.7	75.1	66.7
8	84.7	89.1	89.9	89.9	91.5	93.4	96.0	90.1	84.6	81.9	77.5	75.6
9	95.3	96.2	98.1	99.0	99.1	98.1	99.1	99.0	100.0	99.1	100.0	100.0
10	100.0	100.0	99.0	100.0	100.0	100.0	100.0	99.1	100.0	98.1	95.3	96.3
11	98.0	98.0	97.1	99.0	99.0	99.0	98.0	99.0	93.3	94.7	85.0	82.6
12	94.3	97.1	99.0	99.1	99.1	99.1	99.1	97.2	94.3	93.5	83.4	81.2
13	93.3	94.2	95.2	97.2	96.2	97.1	98.1	97.2	92.7	82.1	82.5	78.9
14	98.1	100.0	97.2	96.1	99.9	96.2	99.0	99.0	100.0	100.0	96.2	92.5
15	100.0	100.0	100.0	100.0	97.7	100.0	99.0	100.0	100.0	100.0	100.0	100.0
16	97.9	96.7	96.7	97.8	100.0	100.0	100.0	100.0	100.0	100.0	100.0	100.0
17	100.0	100.0	100.0	100.0	100.0	100.0	100.0	100.0	100.0	100.0	100.0	100.0
18	98.9	100.0	98.9	100.0	100.0	100.0	100.0	100.0	100.0	100.0	100.0	100.0
19						100.0	100.0	100.0	100.0	100.0	100.0	100.0
20	97.5	98.8	98.9	97.4	98.8	100.0	100.0	100.0	100.0	100.0	100.0	77.6
21	98.8	98.8	98.7	98.8	97.5	98.7	97.5	94.0	88.6	85.0	84.2	84.3
22	94.4	95.5	94.4	95.4	95.4	95.8	95.3	93.1	92.4	88.5	86.3	86.7
23						100.0	100.0	100.0	98.9	98.9	91.0	91.7
24	97.8	97.8	98.9	97.8	97.8	98.9	100.0	98.9	100.0	98.9	97.9	100.0
25	100.0	100.0	100.0	100.0	100.0	100.0	100.0	100.0	100.0	100.0	100.0	100.0
26	100.0	100.0	100.0	100.0	100.0	100.0	100.0	100.0	99.0	90.2	79.4	69.9
27	96.9	97.8	97.8	99.0	99.0	100.0	100.0	100.0	100.0	94.1	81.9	77.2
28	97.8	98.9	98.9	100.0	100.0	98.9	98.9	98.9	93.9	82.3	79.3	75.2
29	95.8	95.8	96.6	94.6	97.7	97.7	97.8	93.7	90.2	77.6	67.0	65.8
30	88.6	88.6	89.6	89.8	89.8	94.7	93.6	89.0	87.4	86.0	75.3	64.5
31	84.0	87.9	91.6	93.7	95.8	97.8	98.9	97.0	97.0	88.5	61.6	51.7
平均 Mean	93.2	94.4	94.7	95.3	95.7	93.9	94.3	92.7	91.3	88.2	83.6	80.8

十月逐日各時用對濕度 (%)

in the Month of October, 1938. (%)

13	14	15	16	17	18	19	20	21	22	23	午 Midd.	夜 Meat
50.6	56.2	59.1	57.4	59.6	61.9	64.5	63.3	62.8	66.2	68.9	74.2	71.5
32.5	39.2	34.5	36.8	39.8	45.8	51.0	48.0	49.5				56.6
45.3	43.6	43.2	42.3	41.5	43.4	51.4	50.3	50.6	54.9	53.2	54.8	49.4
34.3	35.5	33.8	32.8	35.9	40.9	39.9	44.1	46.2				48.4
88.7	87.7	85.9	99.7	92.4	98.0	98.0	99.0	100.0	99.0	98.0	99.0	93.8
79.3	75.0	74.5	57.6	57.0	71.0	74.3	78.0	79.9	80.7	81.5	83.1	88.5
64.2	62.6	60.4	63.1	69.8	75.2	78.6	78.4	77.6	81.3	82.3	82.3	79.4
73.2	77.3	72.7	68.9	81.7	86.7	90.9	88.5	89.3	91.4	95.4	94.4	85.6
109.0	109.0	99.1	100.0	98.2	109.0	100.0	100.0	100.0	99.1	100.0	99.1	99.2
92.0	91.8	87.3	100.0	98.1	95.3	92.3	90.4	92.2	95.2	95.2	97.1	96.5
83.4	83.3	79.7	75.1	78.2	82.9	85.5	88.0	88.7	91.5	92.0	93.2	90.3
81.4	75.3	74.7	89.3	73.7	82.3	83.8	87.3	88.1	89.0	90.0	92.4	88.5
75.8	82.3	87.0	85.5	90.9	87.5	92.7	93.5	88.1	89.9	95.2	97.2	90.6
91.7	82.3	90.1	98.1	100.0	99.1	100.0	100.0	100.0	100.0	100.0	100.0	97.3
100.0	97.9	95.9	99.1	100.0	100.0	100.0	100.0	100.0	99.0	98.9	97.9	99.4
91.7	97.6	100.0	100.0	100.0	100.0	100.0	100.0	100.0	98.9	100.0	100.0	99.3
100.0	100.0	100.0	100.0	100.0	100.0	100.0	100.0	100.0	98.9	98.9	98.9	99.4
109.0	100.0	100.0	100.0	100.0	100.0	100.0	100.0	100.0				99.9
109.0	100.0	100.0	102.4	95.8	109.0	100.0	100.0	100.0	100.0	99.0	100.0	99.9
93.9	94.2	95.2	96.5	97.5	98.8	97.5	96.5	98.8	100.0	100.0	98.8	98.2
78.3	80.3	80.2	82.2	83.8	85.7	88.1	90.2	90.2	91.2	89.8	90.9	89.8
85.8	86.7	86.0	89.6	91.6	95.7	95.7	94.5	92.3	93.4	91.6	91.6	92.3
97.7	83.9	93.9	93.9	93.7	97.0	97.0	98.9	96.9	95.8	95.7	96.8	95.6
100.0	97.8	95.8	97.0	94.8	93.8	97.0	95.9	97.9	100.0	100.0	100.0	98.1
100.0	98.0	95.0	88.6	94.0	96.1	98.0	99.0	100.0	100.0	100.0	100.0	98.7
63.7	70.9	66.6	68.3	92.2	82.8	83.3	84.3	85.8	92.9	94.8	95.9	87.6
75.9	72.5	77.2	75.5	79.5	82.1	86.9	89.8	88.9	89.6	81.9	82.0	88.6
66.0	59.4	58.2	64.4	65.3	72.8	76.1	82.2	85.7	88.8	90.6	92.6	84.7
89.5	54.6	52.3	52.6	58.9	70.8	76.2	75.3	79.4	81.0	83.8	87.6	80.1
62.5	55.0	53.9	56.9	59.0	68.0	71.2	75.0	71.2	77.8	80.3	81.9	77.4
46.2	49.7	49.7	53.2	58.3	64.7	71.6	76.5	76.0	78.8	80.5	85.2	76.5
79.1	77.3	76.9	77.4	79.5	83.2	85.2	86.0	86.6	90.3	90.7	91.8	87.3

中華民國二十七年

Form and Direction of Clouds of every

時H. H D.	6		7		8		9		10		11	
	狀 For.	向 Dir.	狀 For.	向 Dir.	狀 For.	向 Dir.	狀 For.	向 Dir.	狀 For.	向 Dir.	狀 For.	向 Dir.
1	AK	WSW	AK	WSW	AK	WSW	AK	WSW	AK	SW	AK	SW
2	C		C		C		C		C		C	
3	C		C		C		C		C		C	
4	C		C		C		C		C		C	
5	AS		AS	NE	AS		AS		N	ENE	AS	
6	N		N		N		N		WSW		SK	SW
7	C		C		C		C		WSW		C	SW
8	AK	SSE	CK		CK	SW	CK	SE	C		AK	E
9	N		N		N		N		N		N	
10	N		N		N		N	S	N		N	S
11	SK	SSW	SK	S	SK	SW	SK	S	SK		SK	SW
12	AK	SSW	AK	SSW	AK	SW	SK	S	SK	SSW	SK	SSW
13	S	SSW	S	SSW	S		S	SSW	SK		SK	
14	N		N		N		N		N		N	SE
15	N		N		N		N		N		N	
16	N		N		N		N		N		N	
17	N		N		N		N		N		N	
18	N		N		N		N		N		N	
19	N		N		N		N		N		N	
20	N		N		N		N		N		N	
21	N	ESE	AS		AS	SW	AS	SW	AS	WSW	AS	WSW
22	S		S		S		S		AS		AS	
23	N		N		N		N	S	N	SSW	AK	
24	N		N		N		N		N		N	SSW
25	N		N		N		N		N		N	
26							AK	SSW	AK	SSW	AK	
27							SK	SW	SK	SW	SK	W
28							SK	SW	SK	WSW	SK	W
29							S	SW	SK	WSW	SK	WSW
30	S	SSW	S	WSW	S	WSW	S	WSW	SK	WSW	SK	WSW
31	S		S		S		S		SK	SW	SK	SW

十月逐日雲狀及雲向

day, in the month of October, 1938.

12		13		14		15		16		17		18		日期 Date
狀 For	向 Dir.	狀 For.	向 Dir.	狀 For.	向 Dir.	狀 For.	向 Dir.	狀 For.	向 Dir.	狀 For.	向 Dir.	狀 For.	向 Dir.	
AK		AK	SW	AK	SW	AK	WSW	AK	WSW	AK	WSW	AK	WSW	1
C		C		C		C		C		C		C		2
C		C		C		C		C		C		C		3
N	NE	N	NE	N	NE	N	NE	N	NE	N	AS	N	NE	4
SK	WSW	SK	WSW	SK	SSE	SK	SW	SK	SW	SK	SW	K	SW	6
C		CS		CS	SSE	CS	SSE	CS	SSE	CS	SSE	CS	SSE	7
AK	E	AK	E	AK	E	AK	KN	AK	KN	N	NE	N	NE	8
N		N		N		N		N		N		N		9
N		N		N		N	KN	N	KN	N	KN	KN	SSW	10
SK	SW	SK	SW	SK	SW	SK	SW	SK	SSW	KN	SW	AK		11
SK	SSW	SK		SK		SK		SK		AK		K		12
SK		SK		SK		SK		SK		AS		AS		13
N		N		N		N		N		N		N		14
N		N		N		N		N		N		N		15
N		N		N		N		N		N		N		16
N		N		N		N		N		N		N		17
N		N		N		N		N		N		N		18
N	WNW	N		N		N		N		N		N		19
N		AS		AS	WNW	N		N		N		N		20
SK		SK		SK		KN		AS	WSW	AS	WSW	AS		21
AS		AS		AS		AS	WSW	AS	WSW	AS	WSW	AS		22
N	S	N	SW	N		N	WSW	N	WSW	N	WSW	N		23
N	SSW	N		N	SSW	N	SSW	N	SSW	N	SSW	N		24
N		N		N	SW	N	SW	N	SW	AK		KN	SSW	25
AK	WSW	AK	WSW	AK	SW	AK	SW	AK	SW	AK	WSW	AK	WSW	26
SK	W	SK	W	SK	W	SK	W	SK	W	AK	W	AK	W	27
SK	WSW	SK	WSW	SK	W	SK	W	SK	W	FK	W	FK	W	28
SK	WSW	SK	W	SK	W	SK	W	SK	W	K		K		29
SK	SW	SK		SK		SK		SK		K		K		30
SK		SK		SK		SK	WSW	SK	WSW	K	WSW	FK		31

中華民國三十七年十

Wind Direction and Wind Velocity of

時 H.	6		7		8		9		10		11		12		13	
	類別 Dir.	速 Vel.	類別 Dir.	速 Vel.	類別 Dir.	速 Vel.	類別 Dir.	速 Vel.	類別 Dir.	速 Vel.	類別 Dir.	速 Vel.	類別 Dir.	速 Vel.	類別 Dir.	速 Vel.
1	NNE	7.9	NE	8.1	NNE	4.7	NE	7.4	NNE	9.7	ENE	9.1	ENE	9.4	ENE	9.4
2	NNE	11.1	NNE	8.6	NNE	7.3	NNE	7.7	NNE	6.1	NNE	8.2	ENE	6.9	ENE	11.7
3	NNE	8.2	NE	7.2	NE	6.6	ENE	3.9	NE	4.9	NE	7.3	NNE	4.5	NNE	4.5
4	E	3.4	E	5.4	NE	6.6	NE	9.4	NNE	8.7	NNE	7.3	NE	6.0	NE	5.9
5	NNE	8.6	NNE	10.7	NNE	8.5	N	10.4	NNE	7.3	NNE	8.3	NNE	8.3	N	4.6
6	NE	8.9	NNE	2.7	E	8.0	ENE	1.6	WSW	3.0	E	4.4	NNE	5.2	SSE	1.6
7	SW	7.2	SSW	5.4	SW	4.3	SW	7.2	SSW	6.6	SSW	8.0	SSW	7.2	WSW	4.6
8	SW	5.3	NE	3.3	ENE	5.0	ENE	4.7	ENE	7.7	ENE	6.0	ENE	6.9	ENE	7.9
9	NE	10.2	NNE	12.7	NNE	11.0	NNE	12.5	NE	9.8	NE	9.6	NE	13.1	ENE	14.3
10	E	8.8	E	7.6	SSE	6.8	SSE	9.1	ESE	6.9	RSE	6.9	ESE	7.2	ENE	7.3
11	SSW	5.6	SE	4.0	SSW	5.6	SSW	5.7	SSW	7.1	SW	5.0	SSW	5.2	SSW	6.9
12	SSW	8.2	SSW	11.8	SW	9.1	SW	3.0	SSW	9.6	SSW	7.9	SW	11.8	SW	11.1
13	SSW	7.0	SSW	5.3	SSW	3.7	SSW	4.2	SW	8.2	WSW	7.3	S	5.2	SSW	2.7
14	SE	8.6	SE	9.2	SE	9.2	SE	4.3	ESE	8.5	SSR	10.5	SE	7.7	ESE	14.9
15	ENE	12.2	NR	9.0	NE	11.6	NNE	10.0	ENE	11.1	E	12.6	ENE	9.6	NR	8.0
16	ENE	13.8	NE	9.8	NE	16.4	ENE	15.1	ENE	13.5	ENE	13.0	NNE	7.6	NNE	10.2
17	ENE	8.3	NNE	6.3	ENE	8.2	ENE	8.6	E	6.2	SSE	4.6	SSE	2.5	SSE	8.4
18	S	8.9	S	8.2	SSE	9.7	SE	4.9	S	5.1	SSE	7.8	ESE	5.4	ESE	8.4
19	ENE	13.5	NE	8.1	ENE	10.1	NE	10.5	NE	7.8	NE	8.4	ENE	9.0	NE	8.2
20	ENE	8.5	ENE	9.6	ENE	13.2	ENE	11.6	ENE	11.6	E	8.5	NE	9.0	ENE	4.7
21	ENE	11.2	ENE	8.3	ENE	8.5	ENE	11.1	ENR	8.6	ENE	9.3	E	6.8	E	4.5
22	SSW	5.3	SSW	5.2	S	0.2	S	4.5	SSW	6.4	SW	8.0	SW	5.2	SW	6.0
23	SSW	6.5	SSW	7.3	SSW	6.2	SSW	5.2	SSW	5.9	SW	0.1	SSW	8.2	S	8.2
24	SSW	9.7	SSW	8.3	SSW	7.4	SSW	6.8	SSW	10.6	SSW	12.5	SSW	8.7	WSW	9.6
25	SSW	12.3	SSW	12.1	SSW	10.7	SSW	9.3	SSW	9.2	SSW	11.9	SSW	11.7	SW	13.4
26	SW	10.0	SSW	10.1	SW	8.6	SW	13.5	WSW	11.2	WSW	10.8	WSW	12.3	WSW	13.4
27	SW	8.4	SSW	7.7	SSW	8.0	SW	8.4	SW	8.7	WSW	10.3	WSW	9.6	WSW	15.0
28	SW	9.5	SSW	6.4	SSW	7.5	SSW	9.9	SSW	10.9	WSW	14.8	WSW	14.3	WSW	13.9
29	SSW	8.8	SSW	9.1	SSW	9.7	SSW	9.5	WSW	13.5	WSW	12.9	SW	14.3	WSW	15.5
30	SSW	10.9	SW	8.6	SW	8.2	SW	6.5	SSW	9.8	SW	8.6	SSW	9.6	WSW	12.5
31	SW	10.0	SSW	7.5	SSW	5.9	SSW	6.1	WSW	7.5	WSW	13.3	SW	10.9	SW	10.9
平均 Mean		9.0		7.9		8.0		8.0		8.4		8.7		8.4		8.9

中華民國二十七年

Precipitation Amount at every hour of day.

H. D.	Precipitation Amount at every hour of day.											
	0-1	1-2	2-3	3-4	4-5	5-6	6-7	7-8	8-9	9-10	10-11	11-12
1												
2												
3												
4												
5						0.3	0.5	0.2	1.7	0.2	0.3	T
6						0.1	0.5	T				
7												
8												
9				0.1	0.2	2.1	2.5	3.8	0.2	0.5	0.3	0.9
10	0.1	T		2.6	2.4	2.3	1.5	0.8	0.2	0.2	T	
11												
12						T	T	T	T	0.1	0.4	0.3
13												
14										0.1	0.4	0.3
15	2.9	2.7	3.7	2.7	3.1	6.1	0.2	0.3	0.7	0.2	0.3	T
16	0.5	0.7	0.6	0.3	0.5	0.1	0.7	0.8	T			T
17	0.1	0.1	T	0.5	0.3	0.5	0.4	0.2	0.4	0.3	0.2	0.1
18	0.1	0.5	0.2	0.1	T	0.4	0.1	0.4	0.2	0.3	0.2	0.9
19	3.1	0.9	1.4	1.2	1.1	2.2	1.5	2.1	1.3	1.7	1.8	0.7
20	0.3	T	0.1	0.1	0.3	0.3	1.4	1.5	0.2	T	T	T
21				0.2	T							
22												
23						0.1	0.1	T				
24										T	T	
25	0.4	0.8	0.2	0.3	1.7			0.1	0.4	T	0.7	0.1
26												
27									T			
28												
29												
30												
31												
總計 Total	7.5	5.7	6.2	8.1	9.6	14.5	9.4	10.2	5.3	3.3	4.2	3.0

十月逐日各時降水量 (mm)

in the Month of October, 1938. (mm)

12-13	14	15	16	17	18	19	20	21	22	23	24	總計 Total
T				T	0.3	0.4	0.5	0.2	T			4.6
												0.6
0.8	T			T	T			T	0.3			0.3
T	1.0	T		0.3	T	0.6	1.4				0.9	20.0
												11.4
												0.2
0.3	T	0.2										6.1
	T	T	F	1.4	0.3	0.3	0.1	T		T	3.2	27.1
	T	T	0.2	1.1	0.5	0.3	0.1	T	0.6	0.5	0.6	5.2
												3.3
T	T	T	0.4	0.1	0.2	T				0.1	0.2	21.0
0.1	T	T	T	T								26.8
0.6	0.1	0.2	1.0	0.8	1.6	1.5	0.7	1.0	3.2	4.1	0.1	6.2
T	0.6	1.3	0.2	0.3	0.8	1.1	0.8	0.9	0.7	0.1	0.4	0.2
	0.2	0.1	T	0.1	0.8	0.8						0.2
												T
			T		T							0.2
0.4			T	T			T	T	0.2	0.1	1.0	0.2
												1.3
												5.1
												T
												T
3.2	3.9	3.7	3.1	4.8	4.5	5.0	3.6	2.1	5.0	4.9	8.8	139.0

中華民國二十七年十月

Daily Values of Meteorological Elements

日期 Date	氣壓 pressure (500mm)	氣溫 Temperature (°C)					濕度 Humidity		雲量 Amount of cloud 0-10	日照時數 Duration of Sunshine h
		平均 Mean	最高 Mpx.	最低 Min.	狀態 Range	地面 Earth Surface	絕對 Absolute mm	相對 Relative %		
1	73.61	14.2	19.9	9.5	10.4	17.0	8.58	71.5	8.5	5.9
2	73.82	15.4	22.5	6.5	16.0	18.5	7.31	56.6	0.1	10.3
3	76.38	15.7	21.7	9.8	11.9	19.4	7.20	49.4	0.1	10.3
4	74.56	15.8	21.9	10.2	11.7	19.4	6.53	48.4	1.8	10.3
5	74.16	11.8	18.8	8.1	10.4	11.5	9.75	93.8	10.0	
6	76.44	14.4	20.8	8.5	12.3	16.4	10.39	83.5	6.6	5.1
7	75.69	16.6	22.6	8.7	13.9	19.7	11.14	79.4	6.2	8.4
8	74.17	16.9	22.5	13.5	9.0	19.8	12.35	85.6	8.2	7.2
9	73.32	13.8	22.5	12.6	9.9	13.7	11.71	92.2	10.0	
10	76.22	19.7	17.4	11.5	3.9	14.8	11.32	96.5	9.4	1.9
11	76.31	14.6	18.6	11.2	7.4	16.3	11.29	90.3	6.1	1.6
12	74.77	15.4	19.4	12.3	7.1	16.8	11.58	86.5	6.1	5.6
13	74.68	15.8	21.5	12.4	9.1	17.5	12.23	90.6	8.3	5.1
14	75.67	13.5	17.9	10.8	7.1	14.1	11.28	97.3	10.0	9.8
15	77.07	9.8	11.2	8.5	2.7	16.0	9.02	99.4	10.0	
16	77.70	7.6	10.2	6.4	3.8	7.6	7.80	99.3	10.0	
17	77.11	8.6	9.8	6.5	3.3	9.1	8.40	99.9	10.0	
18	76.51	9.2	10.3	7.4	2.9	9.4	8.64	99.9	10.0	
19	77.10	6.5	9.4	6.0	3.4	6.5	7.19	99.9	10.0	
20	77.81	6.5	8.2	4.5	3.7	7.7	7.12	98.2	10.0	0.2
21	77.70	8.4	12.0	4.6	7.4	10.4	7.41	89.8	9.9	3.0
22	76.81	9.4	12.0	7.2	4.8	10.9	8.19	92.3	10.0	0.5
23	75.72	10.0	12.4	8.2	4.2	10.7	9.02	95.8	9.9	0.2
24	74.73	10.2	11.2	9.1	2.1	10.5	9.19	98.1	10.0	
25	74.53	11.2	13.7	9.8	3.9	11.5	9.85	98.7	8.8	0.6
26	75.84	12.8	17.3	10.3	7.0	14.1	9.58	87.6	6.7	6.5
27	75.48	12.6	17.0	10.5	6.5	13.5	9.63	88.6	7.4	3.5
28	75.62	12.2	17.3	8.6	8.5	13.7	8.91	84.7	5.3	8.9
29	76.47	12.9	18.0	8.8	9.2	15.0	8.79	80.1	3.6	10.7
30	77.38	13.3	18.3	9.5	8.8	14.9	8.31	77.4	2.7	10.9
31	76.39	13.1	18.2	9.1	9.1	14.6	8.47	76.5	4.1	9.1
總數或平均 T. or M.	75.86	12.3	16.6	9.1	7.5	13.7	9.33	87.3	7.4	127.9

月逐日氣象平均要素表

in the Month of October, 1938.

太陽勢力		風		氣溫		雨		能見度	蒸發量	雜項
黑球	白球	平均速	風向	Temp.	雨量	時數	日	0-9	Amount of Evap.	Miscellaneous Informations
B. bulb	w. bulb	Mean Vel. m. s.	Dir. Domin.	(°C)	mm	h	0-9	mm		
49.8	34.7	8.1	ENE	9.5			7.6	5.1	☉ ☽ ☿ ♀ ♁ ♃ ♄ ♅ ♆ ♇ ♈ ♉ ♊ ♋ ♌ ♍ ♎ ♏ ♐ ♑ ♒ ♓ ♀ ☽ ☿ ♀ ♁ ♃ ♄ ♅ ♆ ♇ ♈ ♉ ♊ ♋ ♌ ♍ ♎ ♏ ♐ ♑ ♒ ♓	
46.5	31.2	8.2	NNE	6.4			8.1	7.7	☉ ☽ ☿ ♀ ♁ ♃ ♄ ♅ ♆ ♇ ♈ ♉ ♊ ♋ ♌ ♍ ♎ ♏ ♐ ♑ ♒ ♓	
46.6	35.7	3.9	NNE	7.7			7.8	4.8	☉ ☽ ☿ ♀ ♁ ♃ ♄ ♅ ♆ ♇ ♈ ♉ ♊ ♋ ♌ ♍ ♎ ♏ ♐ ♑ ♒ ♓	
47.0	35.2	7.5	NE	7.4			7.8	3.0	☉ ☽ ☿ ♀ ♁ ♃ ♄ ♅ ♆ ♇ ♈ ♉ ♊ ♋ ♌ ♍ ♎ ♏ ♐ ♑ ♒ ♓	
		8.3	NNE	7.2	4.6	8.6	4.7	0.7	☉ ☽ ☿ ♀ ♁ ♃ ♄ ♅ ♆ ♇ ♈ ♉ ♊ ♋ ♌ ♍ ♎ ♏ ♐ ♑ ♒ ♓	
37.0	34.9	5.8	NNE	8.4	0.6	1.3	5.2	2.5	☉ ☽ ☿ ♀ ♁ ♃ ♄ ♅ ♆ ♇ ♈ ♉ ♊ ♋ ♌ ♍ ♎ ♏ ♐ ♑ ♒ ♓	
38.5	34.3	6.6	SSW	8.7			7.4	3.3	☉ ☽ ☿ ♀ ♁ ♃ ♄ ♅ ♆ ♇ ♈ ♉ ♊ ♋ ♌ ♍ ♎ ♏ ♐ ♑ ♒ ♓	
51.3	35.7	7.2	ENE	11.2	0.3	0.8	6.8	2.4	☉ ☽ ☿ ♀ ♁ ♃ ♄ ♅ ♆ ♇ ♈ ♉ ♊ ♋ ♌ ♍ ♎ ♏ ♐ ♑ ♒ ♓	
		11.9	NE	12.6	20.0	15.6	0.9	0.2	☉ ☽ ☿ ♀ ♁ ♃ ♄ ♅ ♆ ♇ ♈ ♉ ♊ ♋ ♌ ♍ ♎ ♏ ♐ ♑ ♒ ♓	
43.5	28.9	7.8	ESE	11.4	11.4	8.4	4.1	0.2	☉ ☽ ☿ ♀ ♁ ♃ ♄ ♅ ♆ ♇ ♈ ♉ ♊ ♋ ♌ ♍ ♎ ♏ ♐ ♑ ♒ ♓	
44.6	29.8	7.1	SSW	10.8			7.2	0.9	☉ ☽ ☿ ♀ ♁ ♃ ♄ ♅ ♆ ♇ ♈ ♉ ♊ ♋ ♌ ♍ ♎ ♏ ♐ ♑ ♒ ♓	
46.6	31.0	10.7	SW	11.6			7.1	0.9	☉ ☽ ☿ ♀ ♁ ♃ ♄ ♅ ♆ ♇ ♈ ♉ ♊ ♋ ♌ ♍ ♎ ♏ ♐ ♑ ♒ ♓	
53.0	36.3	8.2	SSW	12.4	0.2	0.5	5.9	0.7	☉ ☽ ☿ ♀ ♁ ♃ ♄ ♅ ♆ ♇ ♈ ♉ ♊ ♋ ♌ ♍ ♎ ♏ ♐ ♑ ♒ ♓	
47.7	31.6	8.6	SE	10.8	6.1	8.0	2.4	0.3	☉ ☽ ☿ ♀ ♁ ♃ ♄ ♅ ♆ ♇ ♈ ♉ ♊ ♋ ♌ ♍ ♎ ♏ ♐ ♑ ♒ ♓	
		10.5	ESE	8.2	27.1	19.9	1.0	0.2	☉ ☽ ☿ ♀ ♁ ♃ ♄ ♅ ♆ ♇ ♈ ♉ ♊ ♋ ♌ ♍ ♎ ♏ ♐ ♑ ♒ ♓	
		11.3	ENE	6.2	5.2	12.8	1.6	0.1	☉ ☽ ☿ ♀ ♁ ♃ ♄ ♅ ♆ ♇ ♈ ♉ ♊ ♋ ♌ ♍ ♎ ♏ ♐ ♑ ♒ ♓	
		5.9	ENE	6.2	3.3	12.2	0.2	0.0	☉ ☽ ☿ ♀ ♁ ♃ ♄ ♅ ♆ ♇ ♈ ♉ ♊ ♋ ♌ ♍ ♎ ♏ ♐ ♑ ♒ ♓	
		7.8	SSE	7.4	21.0	23.0	0.0	0.1	☉ ☽ ☿ ♀ ♁ ♃ ♄ ♅ ♆ ♇ ♈ ♉ ♊ ♋ ♌ ♍ ♎ ♏ ♐ ♑ ♒ ♓	
		8.1	NE	6.0	26.8	24.0	0.0	0.1	☉ ☽ ☿ ♀ ♁ ♃ ♄ ♅ ♆ ♇ ♈ ♉ ♊ ♋ ♌ ♍ ♎ ♏ ♐ ♑ ♒ ♓	
32.9	20.0	6.2	ENE	4.3	6.2	12.0	3.7	0.1	☉ ☽ ☿ ♀ ♁ ♃ ♄ ♅ ♆ ♇ ♈ ♉ ♊ ♋ ♌ ♍ ♎ ♏ ♐ ♑ ♒ ♓	
44.5	27.5	6.0	ENE	4.3	0.2	0.3	5.2	0.4	☉ ☽ ☿ ♀ ♁ ♃ ♄ ♅ ♆ ♇ ♈ ♉ ♊ ♋ ♌ ♍ ♎ ♏ ♐ ♑ ♒ ♓	
39.0	21.5	6.4	SSW	7.2	T		5.3	0.4	☉ ☽ ☿ ♀ ♁ ♃ ♄ ♅ ♆ ♇ ♈ ♉ ♊ ♋ ♌ ♍ ♎ ♏ ♐ ♑ ♒ ♓	
34.1	22.9	7.1	SSW	3.0	0.2	1.5	4.2	0.2	☉ ☽ ☿ ♀ ♁ ♃ ♄ ♅ ♆ ♇ ♈ ♉ ♊ ♋ ♌ ♍ ♎ ♏ ♐ ♑ ♒ ♓	
		9.4	SSW	8.7	1.3	3.0	2.9	0.1	☉ ☽ ☿ ♀ ♁ ♃ ♄ ♅ ♆ ♇ ♈ ♉ ♊ ♋ ♌ ♍ ♎ ♏ ♐ ♑ ♒ ♓	
24.4	17.6	11.2	SSW	9.8	5.1	8.8	3.4	0.2	☉ ☽ ☿ ♀ ♁ ♃ ♄ ♅ ♆ ♇ ♈ ♉ ♊ ♋ ♌ ♍ ♎ ♏ ♐ ♑ ♒ ♓	
45.8	30.3	10.9	WSW	10.3			5.8	0.9	☉ ☽ ☿ ♀ ♁ ♃ ♄ ♅ ♆ ♇ ♈ ♉ ♊ ♋ ♌ ♍ ♎ ♏ ♐ ♑ ♒ ♓	
42.8	28.0	10.9	SSW	9.5		T	5.5	0.7	☉ ☽ ☿ ♀ ♁ ♃ ♄ ♅ ♆ ♇ ♈ ♉ ♊ ♋ ♌ ♍ ♎ ♏ ♐ ♑ ♒ ♓	
45.2	29.6	11.2	SSW	8.2			6.4	1.0	☉ ☽ ☿ ♀ ♁ ♃ ♄ ♅ ♆ ♇ ♈ ♉ ♊ ♋ ♌ ♍ ♎ ♏ ♐ ♑ ♒ ♓	
45.5	32.1	11.1	SSW	8.2			7.8	1.1	☉ ☽ ☿ ♀ ♁ ♃ ♄ ♅ ♆ ♇ ♈ ♉ ♊ ♋ ♌ ♍ ♎ ♏ ♐ ♑ ♒ ♓	
49.8	33.5	9.7	SW	8.9			7.8	1.5	☉ ☽ ☿ ♀ ♁ ♃ ♄ ♅ ♆ ♇ ♈ ♉ ♊ ♋ ♌ ♍ ♎ ♏ ♐ ♑ ♒ ♓	
44.5	29.5	9.8	SW	8.8		T	7.2	1.7	☉ ☽ ☿ ♀ ♁ ♃ ♄ ♅ ♆ ♇ ♈ ♉ ♊ ♋ ♌ ♍ ♎ ♏ ♐ ♑ ♒ ♓	
		8.6		8.6	159.6	160.9	4.8	33.3		

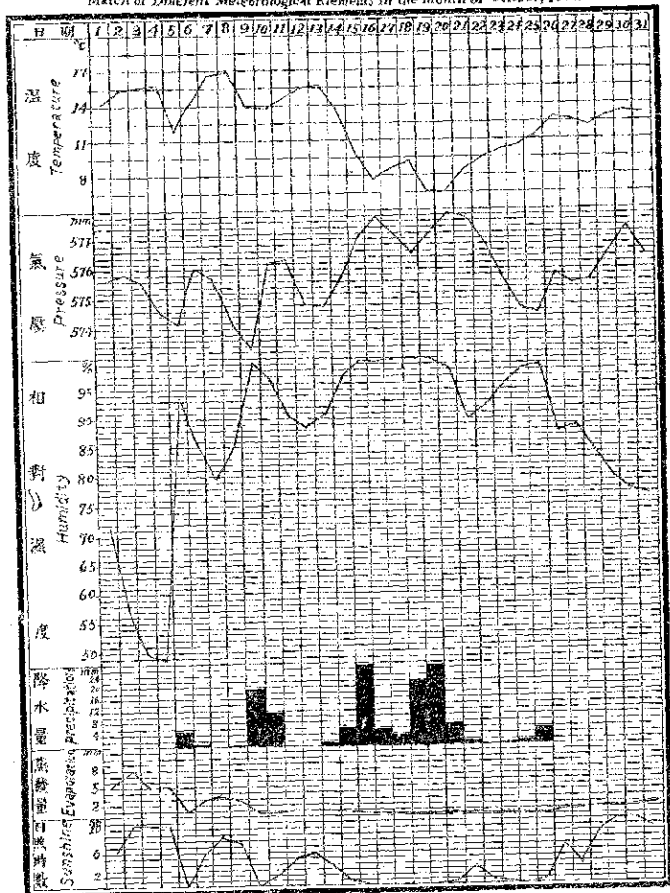
中華民國二十七年十月逐日能見度 (0-9)

Visibility of every day, in the month of October, 1938. (0-9)

日	時	H.	6	7	8	9	10	11	12	13	14	15	16	17	18	平均
D.																Mean
1			5	7	8	7	8	8	8	8	8	8	8	8	8	7.6
2			8	7	7	7	8	8	8	8	8	8	8	8	8	8.1
3			8	8	8	8	8	8	8	8	8	8	8	8	8	7.8
4			7	8	8	8	7	7	7	9	9	8	8	8	7	7.8
5			6	4	5	4	2	6	2	7	7	7	7	4	0	4.7
6			0	0	0	0	1	2	8	8	9	9	9	9	8	5.2
7			6	6	6	6	7	8	8	8	8	9	9	8	8	7.4
8			7	7	4	7	7	6	6	7	8	8	7	7	6	6.8
9			0	0	0	0	0	0	0	0	0	0	0	0	0	0.0
10			0	0	4	4	5	6	7	7	5	7	0	4	4	4.1
11			8	8	0	6	7	8	8	8	8	8	9	9	7	7.2
12			3	3	6	6	7	7	8	8	8	8	9	8	8	7.1
13			3	4	5	6	7	7	7	7	5	6	6	6	6	5.9
14			3	2	2	0	2	2	4	3	3	6	5	0	0	2.4
15			0	0	0	0	0	0	0	0	5	5	3	0	0	1.0
16			0	0	0	0	0	5	6	3	6	1	0	0	0	1.6
17			0	0	0	0	0	1	1	1	0	0	0	0	0	0.2
18			0	0	0	0	0	0	0	0	0	0	0	0	0	0.0
19			0	0	0	0	0	0	0	0	0	0	0	0	0	0.0
20			0	0	0	5	3	3	6	6	7	6	3	4	2	3.7
21			4	5	5	5	5	6	6	6	6	6	8	5	4	5.2
22			3	4	5	6	6	6	7	7	7	6	6	5	5	5.3
23			0	0	0	6	6	6	6	6	7	5	5	5	2	4.2
24			0	0	1	1	2	5	5	2	4	5	5	4	6	2.9
25			0	0	0	0	4	0	0	2	4	8	9	7	3	3.4
26			0	0	0	6	8	8	8	8	8	8	8	8	5	5.8
27			0	0	0	0	7	8	8	8	8	8	8	8	8	5.5
28			0	0	1	6	7	8	8	9	9	9	9	8	8	6.4
29			6	6	7	8	8	8	8	9	9	9	9	8	8	6.4
30			4	7	8	9	6	8	8	9	9	9	9	9	7	7.8
31			4	5	4	6	7	8	5	9	9	9	9	8	7	7.2
平均	Mean		2.8	2.6	3.2	4.1	4.0	5.5	5.8	6.0	6.5	6.3	5.6	5.4	4.3	4.8

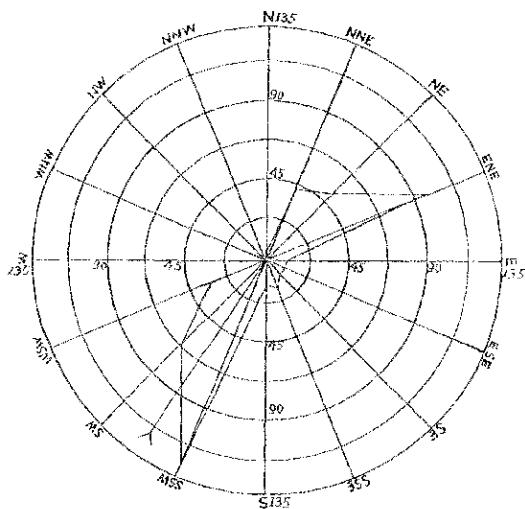
中華民國二十七年十月份各項氣象要素逐日變遷圖

March of Different Meteorological Elements in the Month of October, 1938.



中華民國二十七年十月份風向圖

Wind Rose For October, 1938.



風向次數
Frequency

合成風向
Resultant Direction

方向 Dir.	N	NNE	NE	ENE	E	ESE	SE	SSE	S	SSW	SW	WSW	W	WNW	NW	NNW	V	C
次數 frequency	5	43	54	100	13	13	17	13	124	67	32							
百分數 %	1.0	8.7	10.9	20.2	2.6	2.6	3.4	2.6	25.0	13.5	6.5							

雲南省立
昆明測候所

氣象月報

第三卷 第十一期

龔自知題



中華民國二十七年十一月份

MONTHLY METEOROLOGICAL BULLETIN

OF

METEOROLOGICAL STATION OF YUNNAN PROVINCE,
KUNMING.

November, 1938.

VOL. 3, NO. 11.

	目 次	頁
	<i>Table of Contents</i>	<i>page</i>
凡例	<i>Explanatory Remarks,</i>	1
本月份天氣概況	<i>A Summary of Weather Conditions, during the Month of November, 1938.</i>	2
本月份氣象摘要	<i>Monthly Summary</i>	3
氣壓	<i>Barometric Pressure.</i>	4-5
氣溫	<i>Air Temperature.</i>	6-9
地面溫	<i>Earth Temperature on the surface.</i>	8-9
地內溫	<i>Earth Temperature.</i>	10
雲量	<i>Cloud Amount.</i>	11
絕對濕度	<i>Absolute Humidity.</i>	12-13
相對濕度	<i>Relative Humidity.</i>	14-15
雲狀與去向	<i>Cloud: Forms and Direction.</i>	16-17
風向及風速	<i>Wind Direction and Velocity.</i>	18-19
降水量	<i>Precipitation.</i>	20-21
逐日氣象平均要素	<i>Daily Values of Meteorological Elements,</i>	22-23
能見度	<i>Visibility.</i>	24
各項氣象要素逐日變遷圖	<i>March of Different Meteorological Elements,</i>	25
風向圖	<i>Wind Rose.</i>	26

民國三十七年十一月份昆明天氣概況：

一、月

昆明本月雨季初終，乾季開始，天氣變動，異常劇烈！北方陸地大陸氣團南下，熱帶海洋氣團尚不退讓，交接激盪，形成一週間雨雫天氣。

月內氣溫平均 8.5°C ，較平原歷年同月標準數，低 3.1°C ，按高度遞減，低約二度；自十一日起，氣溫驟降，每日平均竟不上 10°C ，迥然為冬季氣候！二十一日，為本年初霜期。

天氣上旬下旬俱時暴，惟中旬連續降水六日，太華山總積雪一日，降水總量計 31.6 m.m. ，此歷年同月平均標準數 41.7 m.m. ，約僅十分之七。

本月一、二、三日，承上月二十五日雨後，連續晴天；晨化濕霧；四、五、六日，天始晴朗；七日，雲向風向俱轉 E ，天氣驟變；八日，雲向風向又返 WSW ；九日，卷雲西來，氣溫驟降最高 18.4°C ，氣壓最低 574.34 m.m. （太華高度訂正）但碧湖已至本省西北，劍川，鶴慶，寧蒗，久降霪雨。

十日，昆明天氣趨陰，見日月暈，雲向偏西，風向偏東，是熱帶海洋氣團，已超越極地大陸氣團之上；十一日，雲向風向俱多 NNE 及 NE ，十九時，風力甚大，二十時，微有雨跡；同時維西天已微雲。

十二日，昆明雲霧漸重，十一時起，雲雨漸綿， NE 風力仍大，降水總 3.5 m.m. ，二十一時，開始降雪，同時劍川，鶴慶，維西，等處，大雪紛飛；十三日六時，太華也驟結雪厚 1.7 C.m. ，至九時厚達 2.4 C.m. ，今日降水量 15 m.m. ，氣溫極低最低 -1.3°C ，而昆明市則未積雪。

在劍川雪深二尺，為三十年來所未有！森林疊翠，損害甚重；鶴慶損害稍輕；維西兩日三夜，積雪達六尺許！交通阻塞，房屋倒塌，糧糧壓死，災害尤大！氣候奇寒，凍斃三十餘人！

十四日，昆明雲向 W ，風向 SSW ，氣壓降而復昇，降雨 0.7 m.m. ，十五十六兩日，風向時 E 時 W ，共降雨 12.3 m.m. ，十七日一時，降雨 0.1 m.m. ，即終止；十八日，天氣轉晴，氣壓與氣溫同向上昇。

二十一日，初次凝霜；二十三日，亦有霜；二十四日，十時，氣壓極強最高 579.81 m.m. ，連日曇天，至三十日，十七時，氣壓極弱最低 573.30 m.m. ，十五時， SW 風速最大，每秒 18.1 m. ，已為冬季氣候矣。

3

中華民國二十七年十一月氣象綱要

Monthly Summary for November, 1938.

氣壓		Air Pressure	
極端最高	Extreme maximum	579.81mm	在24日 10時 on 24th 10h
極端最低	Extreme minimum	573.33mm	在30日 17時 on 30th 17h
平均	Mean	575.36mm	
氣溫		Air Temperature	
極端最高	Extreme maximum	18.4°C	在9日 on 9th
極端最低	Extreme minimum	-1.3°C	在13日 on 13th
最高平均	Mean maximum	13.6°C	
最低平均	Mean minimum	5.2°C	
平均	Mean	8.5°C	
風		Wind	
最大風速	Maximum velocity	13.5m/s	在30日 15時 on 30th 15h
合狀風向	Resultant direction	S 39° 28' 40" W	
降水量		Precipitation	
雨量	Rainfall	19.1mm	
雪量	Snowfall	17.2mm	
總量	Total Amount	31.6mm	
一日最多量	Greatest in 24 hours	15.0mm	在13日 on 13th
一小時最多量	Greatest in 1 hour	8.5mm	在13日 5-6時 on 13th 5-6h
雜項		Miscellaneous Informations	
晴天日數	Clear days		7
部分晴天日數	Partly cloudy days		15
陰天日數	Cloudy days		2
雨天日數	Rainy days		6
有霜凍日數	Days with snow on ground		1
有露日數	Days with sleet		1
有濕露日數	Days with wet fog		12
有霧日數	Days with fog		7
有露日數	Days with mist		7
有低霧日數	Days with ground fog		17
有霜日數	Days with hoar-frost		2
有露日數	Days with dew		19
有大風日數	Days with gale		3
有日暈日數	Days with solar halo		3
有日華日數	Days with solar corona		4
有月華日數	Days with lunar corona		3
有虹日數	Days with rainbow		2
有鮑羅賓光日數	Days with brocken spectre		3

中華民國二十七年十一月

		Barometric Pressure at every hour of										
時日	1	2	3	4	5	6	7	8	9	10	11	中午
H. D.												Noon
1	75.95	75.80	75.65	75.60	75.60	75.64	75.95	76.73	76.71	76.81	76.20	75.57
2	75.70	75.70	75.79	75.70	75.55	76.85	76.65	76.94	77.53	77.33	76.63	76.31
3	75.90	75.90	75.80	75.80	75.30	76.03	76.34	76.63	77.03	77.08	76.58	75.95
4	75.90	75.55	75.45	75.45	75.45	75.67	75.98	76.16	76.55	76.63	76.45	76.60
5	75.75	75.53	75.45	75.45	74.45	75.51	76.00	76.47	76.84	77.13	76.70	76.17
6	75.74	75.45	75.40	75.35	75.35	75.56	75.67	76.05	76.43	76.43	75.91	76.38
7	75.50	75.50	75.50	75.50	75.55	75.78	75.99	76.31	76.91	76.96	76.92	76.49
8	76.30	76.30	76.45	76.15	76.10	76.14	76.46	76.86	77.12	76.99	76.85	76.62
9	75.35	75.33	75.28	75.28	75.26	75.38	75.23	75.62	76.07	76.25	75.94	75.50
10	76.00	76.00	76.00	76.00	76.00	76.13	76.24	76.66	77.05	76.93	76.81	76.40
11	77.45	77.45	77.45	77.45	76.36	76.56	76.89	77.41	77.78	78.08	78.07	77.67
12	78.67	78.03	78.03	77.63	77.73	77.73	77.84	78.16	78.92	79.16	79.26	78.87
13	78.94	78.70	78.30	78.30	78.20	78.30	78.42	78.49	78.77	79.07	78.75	78.23
14	76.46	76.46	76.00	75.80	75.50	75.65	75.90	76.20	76.49	76.78	76.45	76.32
15	76.43	76.23	76.18	76.18	76.18	76.31	76.67	77.06	77.84	78.21	77.80	77.55
16	77.55	77.19	77.14	77.04	77.04	76.99	77.08	77.46	77.85	76.14	77.60	77.10
17	76.17	75.93	75.68	75.53	75.38	75.43	75.92	75.91	76.50	76.40	76.48	75.85
18	76.07	76.09	76.00	75.97	75.90	75.91	76.11	76.61	77.20	77.38	77.05	76.61
19	77.20	77.20	77.21	77.24	77.25	77.26	77.78	78.34	78.72	78.80	78.56	78.15
20	78.26	78.26	78.26	78.26	78.26	78.26	78.58	78.98	79.27	79.26	79.13	78.21
21	78.16	78.16	77.67	77.67	77.67	77.67	77.98	78.47	78.93	79.10	78.76	78.53
22	78.33	78.23	78.18	78.17	78.17	78.27	78.38	78.50	78.80	78.99	78.47	77.92
23	76.41	76.21	75.79	75.74	75.66	75.79	76.30	76.69	77.17	77.42	77.21	76.96
24	77.91	77.63	76.88	76.88	76.03	76.38	76.88	79.25	79.73	79.81	79.49	79.03
25	78.01	77.82	77.61	77.50	77.23	77.28	77.49	77.99	78.20	78.27	78.15	77.41
26	76.34	76.17	75.97	75.82	75.97	76.12	76.03	76.43	76.91	77.01	76.49	76.57
27	75.43	75.43	75.43	75.43	75.43	75.43	75.71	76.21	76.40	76.57	76.14	75.71
28	75.10	75.10	75.10	75.10	75.10	75.35	75.74	75.94	76.53	76.61	76.48	75.86
29	76.03	75.90	75.87	75.85	75.83	75.79	76.00	76.41	76.68	76.74	76.22	75.59
30	74.49	74.41	74.16	74.11	74.11	74.16	74.59	74.59	74.96	75.03	74.73	74.31
均	76.38	76.46	76.31	76.27	76.21	76.33	76.62	76.98	77.40	77.45	77.22	76.75

一月逐日各時氣壓 (509m.m.+)

day, in the Month of November, 1938. (509m.m.+)

13	14	15	16	17	18	19	20	21	22	23	子夜 Midn.	平均 Mean
74.78	74.17	74.03	74.03	74.14	74.47	74.87	75.16	75.46	75.56	75.56	75.56	75.42
75.69	75.33	75.23	75.22	75.21	75.23	75.50	75.68	75.82	75.90	75.90	75.90	75.95
75.44	75.13	74.90	74.78	74.97	75.09	75.41	75.65	75.97	76.00	76.00	76.00	75.84
75.18	75.04	74.84	74.91	74.81	74.83	74.96	75.34	75.68	75.80	75.75	75.75	75.58
75.65	75.13	74.92	74.81	74.90	75.01	75.14	75.53	75.54	75.59	75.74	75.74	75.63
74.06	74.61	74.19	74.27	74.27	74.37	74.50	75.02	75.14	75.24	75.50	75.50	75.30
75.84	75.22	74.91	74.87	75.05	75.14	75.35	75.75	75.87	76.00	76.25	76.30	75.81
75.55	75.24	75.03	74.83	74.82	74.76	74.97	75.26	75.40	75.40	75.40	75.40	75.80
74.98	74.76	74.34	74.41	74.42	74.51	74.84	75.24	75.93	76.00	76.00	76.00	75.33
75.73	75.42	75.30	75.17	75.27	75.39	75.71	76.02	77.35	77.35	77.40	77.45	76.24
77.37	77.07	76.99	77.09	77.26	77.50	78.03	78.47	78.72	78.72	78.52	78.52	77.62
78.00	77.73	78.04	78.15	78.03	78.70	78.91	79.53	79.54	79.44	79.44	79.39	78.54
77.50	77.03	75.93	76.73	76.63	76.63	77.04	77.16	77.26	77.26	77.06	76.76	77.77
76.19	75.31	74.99	74.97	75.14	75.26	75.63	76.01	76.39	76.44	76.54	76.64	75.98
76.72	76.01	75.79	76.08	76.17	76.06	76.67	77.10	77.30	77.35	77.55	77.55	76.79
76.74	76.02	75.71	75.71	75.71	75.61	75.62	76.84	76.07	76.07	76.17	76.17	76.50
76.14	74.83	74.42	74.30	74.54	74.61	74.92	75.23	75.81	75.88	76.15	76.11	75.53
76.30	75.76	75.82	75.89	75.34	76.48	76.62	76.95	77.09	77.21	77.23	77.24	76.18
77.51	77.03	76.56	76.82	77.02	77.13	77.26	77.68	77.98	78.03	78.26	78.26	77.64
77.18	77.03	75.82	76.59	76.79	76.12	77.35	77.56	78.91	78.14	78.16	78.16	77.97
77.89	77.28	77.16	77.83	77.13	77.54	77.74	78.07	78.29	78.39	78.38	78.38	78.00
77.21	76.56	75.34	76.12	76.12	76.04	76.33	76.69	76.73	76.58	76.56	76.48	77.43
76.43	75.10	75.08	76.03	76.32	76.43	76.66	77.08	77.47	77.61	77.71	77.71	76.62
78.31	77.68	77.47	77.37	77.44	77.44	77.65	77.78	79.01	79.11	78.06	78.01	78.14
76.79	76.11	75.80	75.58	75.68	75.87	76.17	76.38	76.49	76.49	76.49	76.49	76.97
75.37	74.64	74.32	74.10	74.19	74.42	74.73	74.85	75.26	75.36	75.42	75.43	75.58
75.21	74.66	74.31	74.24	74.14	74.34	74.65	74.86	75.00	75.10	75.10	75.10	75.25
75.32	74.73	74.41	74.18	74.79	75.03	75.21	75.60	76.02	76.19	76.19	76.12	75.49
74.89	74.28	73.95	73.85	73.85	74.18	74.31	74.54	74.55	74.55	74.55	74.55	75.21
73.79	73.61	74.42	73.41	73.30	73.84	74.24	74.46	74.87	74.92	75.17	75.17	74.32
76.11	75.67	75.44	75.38	75.48	75.60	75.90	76.25	76.50	76.56	76.60	76.59	76.35

中華民國二十七年

Air Temperature at every hour of day,												
時分 P. D.	1	2	3	4	5	6	7	8	9	10	11	中 午 Noon
1	10.8	10.7	10.8	10.6	10.0	10.0	10.2	10.4	11.8	12.6	13.8	15.2
2	10.7	10.6	10.2	10.1	10.0	9.5	9.6	10.6	11.5	13.1	14.5	15.4
3	9.4	9.1	8.8	8.7	8.7	8.5	8.5	8.8	9.4	11.1	13.3	14.6
4	10.1	9.6	8.9	8.9	8.7	8.6	9.3	10.6	11.7	13.0	14.1	15.0
5	9.4	9.3	9.1	8.8	8.7	8.7	9.2	10.4	11.5	12.5	14.5	15.2
6	10.2	9.8	9.1	8.9	8.8	8.8	8.8	11.1	11.8	11.4	14.8	16.0
7	10.8	8.8	7.8	7.8	8.1	7.9	8.1	8.2	8.5	10.6	12.0	12.0
8	8.1	7.9	7.5	7.4	7.5	7.2	7.3	7.5	10.9	12.7	13.4	15.3
9	8.8	8.8	7.9	8.0	8.3	8.3	8.4	10.4	11.3	13.5	14.6	15.1
10	11.0	10.9	10.5	10.3	10.1	9.3	9.7	9.5	10.8	12.6	14.4	14.9
11	8.0	6.0	7.3	7.7	7.2	6.8	6.5	7.0	7.5	6.9	7.3	7.5
12	2.7	2.6	2.2	2.1	1.9	1.7	1.7	1.6	1.6	1.3	1.5	1.3
13	-1.0	-1.5	-0.9	-0.9	-0.8	-0.7	-0.8	-1.4	-0.4	-0.4	0.2	0.0
14	1.8	1.9	2.2	2.3	2.4	2.4	2.5	2.0	3.3	3.6	4.6	4.4
15	4.8	4.9	4.9	4.8	4.5	4.2	4.2	4.6	5.9	6.3	7.2	6.8
16	4.9	4.8	4.5	4.4	4.6	4.8	4.8	5.1	5.4	6.2	6.3	7.0
17	6.4	6.5	5.7	5.5	5.3	5.0	5.2	5.5	6.1	6.8	6.8	7.5
18	6.6	6.6	6.5	6.1	5.9	5.6	5.0	5.4	6.3	7.9	9.3	11.8
19	6.6	6.6	6.2	6.0	5.7	5.7	5.8	7.6	8.5	9.0	10.8	12.5
20	6.6	6.2	6.0	5.7	5.5	5.5	6.2	7.0	8.4	9.0	9.0	9.7
21	5.1	3.8	4.2	4.1	4.0	4.0	4.2	6.3	6.8	8.4	9.8	11.5
22	6.2	6.0	5.9	5.8	5.6	5.5	5.4	5.8	6.2	7.6	9.3	10.2
23	5.0	4.7	4.6	4.4	4.0	3.9	4.1	5.4	7.3	9.0	10.5	12.0
24	5.3	5.5	5.4	5.3	5.3	5.0	5.1	6.2	6.3	8.2	10.5	11.1
25	5.7	5.2	5.2	5.1	5.0	4.7	4.7	5.3	5.5	5.8	6.7	8.5
26	5.0	5.0	4.5	4.5	4.6	4.6	4.8	5.5	7.0	7.0	6.9	9.4
27	5.2	5.7	5.9	5.9	5.8	5.6	5.6	6.1	7.4	8.6	9.8	11.8
28	6.8	6.8	6.2	6.3	6.3	6.3	6.1	7.3	7.9	10.7	10.7	12.0
29	7.8	7.8	7.2	7.1	7.1	7.1	7.9	8.2	5.8	9.6	11.6	12.6
30	6.2	6.1	5.7	5.5	5.4	5.2	5.2	6.1	7.1	9.5	11.0	11.8
平均 Mean	6.8	6.7	6.4	6.3	6.1	6.0	6.0	6.8	7.6	8.8	10.0	11.0

十一月逐日各時氣溫 (°C)

in the Month of November, 1938. (°C)

13	14	15	16	17	18	19	20	21	22	23	日 Min.	夜 Mean
13.9	15.5	17.0	14.7	12.4	11.8	10.8	11.3	11.4	11.2	10.4	10.9	12.1
15.8	17.2	17.7	16.7	14.9	12.3	11.9	10.9	10.3	10.3	10.1	10.2	12.3
15.3	16.3	15.7	15.9	14.6	11.8	11.2	10.4	10.5	10.3	10.3	10.1	11.4
15.6	16.3	16.8	16.3	14.6	12.3	11.5	11.1	10.7	10.3	10.0	9.9	11.9
16.4	16.2	16.0	15.5	14.8	12.5	12.3	11.4	10.8	10.5	10.2	10.3	11.8
17.1	17.5	17.7	17.8	14.5	13.4	12.3	11.8	11.5	11.0	11.4	11.1	12.4
13.9	13.6	14.4	13.4	12.9	11.2	10.7	9.5	9.4	8.9	8.3	8.3	10.2
14.6	16.5	16.9	15.4	13.5	11.7	11.3	10.9	9.9	9.7	9.6	9.4	10.9
16.6	17.5	18.3	17.4	15.1	12.9	12.3	11.7	11.7	11.4	11.2	11.3	12.1
16.3	15.6	14.8	14.2	13.2	13.2	12.1	11.9	10.4	9.8	9.0	8.6	11.8
7.6	7.3	6.8	6.2	5.6	5.1	4.6	4.1	3.5	3.3	3.1	3.0	6.2
1.4	0.9	0.6	0.6	0.3	0.2	0.0	0.0	-0.4	-0.4	-0.6	-0.7	1.0
0.3	0.4	1.1	1.8	1.4	1.3	1.4	1.6	1.8	1.8	1.8	1.8	0.4
7.9	6.9	7.5	7.2	7.0	6.3	4.3	3.7	3.4	3.4	3.3	3.0	4.6
7.9	9.6	10.2	7.1	6.3	7.5	6.8	6.2	5.6	5.6	5.5	5.2	6.3
9.3	8.7	9.3	9.6	8.4	7.7	6.5	6.2	6.0	6.1	6.2	6.3	6.5
8.0	11.0	11.2	11.4	10.3	8.0	8.0	7.3	6.9	6.7	6.5	6.3	7.2
12.7	13.3	13.8	13.1	11.2	9.0	8.4	7.8	7.4	7.2	6.6	6.6	8.3
13.3	14.2	14.3	14.6	12.1	9.7	8.9	8.5	7.7	7.8	7.4	7.0	9.1
11.0	12.5	11.9	11.1	10.5	8.1	7.3	6.9	6.4	6.1	5.7	5.7	7.7
11.9	12.9	13.2	12.9	11.0	9.1	8.7	8.1	7.5	7.5	6.8	6.3	7.9
11.2	12.3	13.1	11.7	9.5	7.9	7.4	6.9	6.3	6.0	5.6	5.3	7.6
14.1	15.0	15.4	15.0	13.1	10.5	9.2	9.4	9.0	9.0	8.2	8.2	9.7
10.0	11.1	10.5	11.3	9.1	8.9	8.2	7.3	7.2	6.7	6.1	5.9	7.6
10.3	10.8	11.3	11.1	9.6	7.3	6.9	6.1	6.0	5.1	5.1	5.0	6.8
11.5	12.4	13.1	13.9	11.2	8.6	7.6	7.5	6.9	6.3	5.6	5.8	7.4
13.8	14.3	15.0	14.2	12.2	9.6	8.4	8.0	7.5	7.4	7.1	7.5	8.7
13.8	14.4	14.2	14.3	11.6	10.1	9.2	8.7	8.2	8.1	7.9	7.8	9.2
12.8	13.3	13.2	12.9	10.8	8.7	8.1	7.9	7.6	7.5	7.3	6.9	9.1
12.9	13.6	13.7	12.8	11.3	9.5	8.9	8.5	8.3	7.6	7.7	7.4	8.6
12.0	12.6	12.9	12.3	10.9	9.2	8.6	8.1	7.7	7.5	7.2	7.0	8.5

中華民國二十七年

Earth Temperature on the Surface of

時 H. D.	6	7	8	9	10	11	12	13
1	9.8	10.1	10.7	15.1	13.8	16.0	17.1	17.3
2	9.3	9.7	12.4	14.6	13.9	17.1	18.7	18.5
3	8.2	8.6	9.1	10.1	12.0	16.3	18.2	18.2
4	8.0	9.7	11.9	13.5	16.1	18.9	18.4	19.9
5	6.4	9.8	11.1	13.1	13.9	17.3	18.8	19.5
6	8.0	8.9	13.5	12.9	12.2	17.8	19.8	21.6
7	7.8	8.0	8.4	8.5	12.3	14.1	14.4	19.0
8	7.1	7.4	9.4	14.5	15.5	17.7	20.2	15.8
9	9.0	8.8	11.6	13.4	16.7	17.1	18.3	19.9
10	9.4	8.5	10.1	13.1	14.6	18.4	15.6	19.9
11	6.7	6.8	7.0	7.9	8.3	7.3	7.7	7.9
12	1.7	1.8	1.7	1.6	1.5	1.7	1.5	1.5
13	-0.4	-0.6	-0.1	-0.1	0.0	0.0	0.0	0.1
14	2.4	2.5	2.9	4.2	4.6	5.6	5.3	5.5
15	4.0	4.2	5.0	7.4	7.9	9.0	11.8	11.5
16	4.6	4.8	5.2	5.8	6.7	7.2	10.6	10.3
17	4.8	5.2	5.6	7.2	7.8	7.1	8.3	7.2
18	5.0	4.8	5.6	7.9	8.9	11.9	13.3	15.3
19	5.3	6.8	9.0	8.6	11.6	14.6	15.9	16.8
20	5.5	5.5	6.7	8.5	11.9	14.0	12.3	15.4
21	3.8	5.2	8.3	9.2	12.6	12.6	15.6	14.4
22	5.7	5.3	6.1	7.0	9.1	12.7	14.2	15.1
23	5.7	5.1	7.2	8.6	11.7	13.3	15.2	17.0
24	5.0	5.1	6.7	7.1	12.1	14.6	15.9	16.2
25	5.3	5.1	5.8	6.4	7.3	8.7	12.2	14.1
26	4.6	4.6	5.9	7.4	7.6	8.6	12.2	14.3
27	5.6	5.5	6.8	10.1	9.9	16.1	15.8	17.7
28	5.8	5.9	9.2	9.9	11.2	14.3	15.6	17.4
29	7.0	6.7	9.8	9.9	11.8	15.8	16.6	14.7
30	5.2	5.2	7.4	7.9	11.6	13.0	14.2	15.0
平均 Mean	5.9	6.2	7.7	9.1	10.5	12.6	13.8	14.6

一月逐日地面溫度(°C)

every day, in the Month of November, 1938. (°C)

14	15	16	17	18	19	20	21	平均 Mean
15.1	17.7	14.7	11.2	10.9	10.3	11.0	11.0	13.2
19.6	17.7	17.6	14.3	11.8	11.4	10.5	10.3	14.2
18.7	17.8	15.8	13.8	11.5	10.7	9.9	9.9	13.1
20.1	17.2	16.1	14.0	11.7	9.3	10.7	7.2	13.9
17.0	15.9	16.2	14.2	12.1	11.0	10.9	10.3	13.7
20.8	18.7	19.9	13.9	12.6	11.7	11.1	10.7	14.6
15.5	15.7	12.9	12.1	10.6	10.0	8.9	8.4	11.7
19.3	17.0	15.2	13.2	11.3	10.8	10.4	9.4	13.5
20.2	19.4	17.8	16.7	12.6	11.7	11.2	11.1	14.8
17.7	16.0	14.6	13.3	13.0	11.9	11.6	10.0	13.6
7.6	7.0	6.2	5.5	5.1	4.5	4.0	3.5	6.4
1.1	0.9	0.7	0.3	0.1	0.0	0.0	-0.4	1.0
1.0	1.6	1.5	1.2	1.1	1.2	1.4	1.4	0.6
8.9	19.9	10.8	7.6	6.4	5.2	5.4	5.0	5.8
12.1	12.7	6.5	8.1	6.6	6.5	6.0	5.7	7.8
10.3	10.7	9.9	8.4	7.2	6.2	5.6	5.8	7.5
12.6	11.6	11.6	9.9	8.4	7.5	7.0	6.1	8.0
14.3	13.8	11.6	10.3	8.4	7.8	7.3	6.9	9.7
16.4	16.4	13.3	11.1	9.2	8.3	8.0	7.6	11.2
16.3	12.9	10.9	10.5	7.3	6.7	6.2	5.8	9.8
14.8	13.2	13.0	10.2	8.2	7.7	7.2	6.7	10.2
14.7	13.0	11.4	9.0	7.6	7.1	6.4	5.9	9.4
17.0	14.3	15.0	11.8	9.7	8.5	8.6	8.1	11.0
14.2	10.8	11.3	8.7	8.6	7.7	6.7	6.8	9.8
12.9	11.1	10.9	8.7	6.9	6.3	5.4	5.2	8.3
14.2	14.4	14.1	10.6	8.0	7.0	7.2	6.4	9.2
17.1	15.8	14.5	11.0	9.1	7.9	7.4	7.0	11.1
16.1	15.2	14.5	11.1	9.6	8.6	8.2	7.7	11.3
15.0	13.9	13.3	10.2	8.1	7.6	7.4	7.2	11.0
15.3	14.4	12.7	10.8	9.2	8.4	7.0	7.7	10.4
14.5	13.6	12.6	10.4	8.8	8.0	7.7	7.1	10.2

中華民國二十七年十一月逐日地內溫度(°C)

Earth Temperature of every day, in the Month of November, 1938. (°C)

日期 Date	0 cm	5 cm	10 cm	20 cm	25 cm	50 cm	75 cm	100 cm
1	14.0	13.2	13.0	13.2	14.1	14.4	15.1	15.6
2	14.1	13.7	13.4	13.5	14.1	14.5	15.1	15.6
3	13.4	12.9	13.0	13.3	14.2	14.8	15.1	15.5
4	13.5	12.9	12.9	13.2	14.4	14.5	15.0	15.6
5	13.4	12.6	12.8	13.2	14.1	14.5	15.0	15.5
6	13.9	13.1	13.0	13.5	14.0	14.5	15.1	15.5
7	13.0	12.5	12.0	13.1	14.2	14.5	15.0	15.5
8	14.2	13.4	13.4	13.6	14.2	14.5	15.0	15.4
9	14.1	13.3	13.4	13.4	14.1	14.4	15.0	15.4
10	13.8	13.3	13.3	13.5	14.1	14.4	15.0	15.4
11	8.5	9.6	11.0	12.8	14.1	14.4	14.9	15.3
12	4.0	3.9	7.1	10.7	13.6	14.3	14.9	15.3
13	1.7	2.9	4.6	8.2	12.8	14.0	14.8	15.3
14	-5.6	5.4	3.7	7.1	11.4	13.3	14.1	15.3
15	9.5	8.6	8.4	8.6	11.0	12.6	14.4	15.3
16	8.5	8.5	8.6	9.2	11.2	12.4	14.0	15.0
17	8.8	8.1	8.6	9.2	11.2	12.2	13.7	14.9
18	9.2	9.2	9.2	9.5	11.2	12.2	13.6	14.7
19	10.4	9.7	9.5	9.7	11.3	12.3	13.5	14.6
20	9.8	9.5	9.5	9.9	11.4	12.2	13.5	14.5
21	9.9	9.3	9.2	9.7	11.3	12.2	13.4	14.1
22	9.3	9.1	9.2	9.7	11.4	12.2	13.3	14.3
23	9.7	9.2	9.1	9.6	11.3	12.1	13.3	14.2
24	10.3	9.6	9.4	9.6	11.2	12.1	13.2	14.2
25	8.7	8.8	9.2	9.8	11.3	12.0	13.2	14.1
26	9.0	8.5	8.8	9.4	11.2	11.9	13.1	14.0
27	10.8	10.0	9.7	9.7	11.2	11.9	13.0	13.9
28	10.6	10.1	10.0	9.8	11.2	11.9	13.0	13.9
29	11.1	10.4	10.2	10.4	11.3	11.9	13.0	13.9
30	9.7	9.3	9.5	10.1	11.2	11.9	12.8	13.8
平均 Mean	10.4	10.9	10.3	10.9	12.4	13.2	14.1	14.8

中華民國二十七年十一月逐日雲量(0-10)

Cloud Amount of every day in the Month of November, 1938. (0-10)

時 D.	日																					平均 Mean
	6	7	8	9	10	11	12	13	14	15	16	17	18	19	20	21						
1	10.0	10.0	8.0	8.6	4.0	4.0	7.0	7.0	8.5	8.0	9.0	9.5	9.5	5.0	8.0	9.5	7.9					
2	8.0	8.0	9.0	5.0	4.5	4.0	4.0	4.0	3.0	2.0	2.5	0.5	0.2	0.0	0.0	0.1	3.3					
3	17.0	19.0	10.0	9.5	5.0	2.0	1.0	1.0	1.0	1.0	0.5	0.1	0.1	0.0	0.0	0.0	3.2					
4	0.5	2.5	0.5	0.3	3.0	3.0	1.0	1.0	0.5	0.1	0.1	0.1	0.0	0.0	0.0	0.0	0.7					
5	0.5	0.5	0.5	1.0	8.0	6.5	6.0	7.5	5.0	6.0	4.0	1.5	0.2	0.0	0.0	0.0	2.8					
6	0.2	0.5	0.5	2.5	4.5	6.0	3.5	2.5	2.0	1.5	1.5	1.0	0.5	9.5	0.5	0.2	1.7					
7	9.0	9.2	9.5	10.0	8.0	8.5	7.0	7.0	8.0	4.0	4.0	4.0	1.5	0.5	0.5	0.2	5.6					
8	10.0	10.0	9.5	8.0	2.5	5.0	6.0	7.5	7.5	4.5	4.0	1.5	0.1	0.0	0.0	0.0	4.6					
9	6.0	3.0	1.5	1.5	1.5	3.0	3.5	1.5	1.5	3.0	6.0	1.2	0.5	9.5	0.2	0.2	2.2					
10	7.0	9.5	9.5	6.0	7.5	8.0	9.0	8.5	8.0	9.0	9.0	7.5	9.0	9.0	9.0	6.5	8.4					
11	11.0	8.5	9.5	10.0	10.0	10.0	10.0	10.0	10.0	10.0	10.0	10.0	10.0	10.0	10.0	10.0	9.9					
12	17.0	17.0	10.0	10.0	10.0	10.0	10.0	10.0	10.0	10.0	10.0	10.0	10.0	10.0	10.0	10.0	10.0					
13	10.0	10.0	10.0	10.0	10.0	10.0	10.0	10.0	10.0	10.0	10.0	10.0	10.0	10.0	10.0	10.0	10.0					
14	10.0	11.0	10.0	9.5	10.0	10.0	10.0	10.0	8.0	9.8	9.5	9.5	10.0	10.0	10.0	10.0	9.8					
15	6.0	9.5	2.5	9.5	10.0	9.9	9.5	3.0	9.0	8.0	9.5	7.0	6.0	9.5	10.0	10.0	8.8					
16	10.0	10.0	10.0	10.0	9.0	10.0	9.8	9.8	9.5	9.5	9.5	9.5	9.8	7.0	3.0	9.0	9.1					
17	17.0	9.0	0.0	10.0	9.0	10.0	8.0	3.0	7.0	8.0	7.0	6.0	3.0	2.0	5.0	2.0	7.0					
18	2.0	2.5	2.0	3.0	2.0	2.0	0.5	0.5	0.5	0.5	0.5	0.5	0.5	0.1	0.1	0.0	1.0					
19	8.5	8.5	6.5	8.5	8.5	7.0	7.5	6.5	3.0	4.0	4.5	2.5	2.5	2.0	2.0	0.5	5.4					
20	9.0	8.5	2.5	9.5	9.5	9.0	9.0	9.0	9.0	9.0	8.5	8.5	8.5	3.0	3.0	2.5	7.8					
21	3.5	3.0	3.5	4.0	7.5	7.5	6.0	6.5	6.0	7.0	5.0	4.5	2.0	1.0	0.5	0.0	4.5					
22	19.0	19.0	10.0	10.0	8.5	8.5	8.0	7.5	8.0	8.5	9.0	9.0	7.0	3.0	2.0	1.5	7.5					
23	9.5	1.0	1.5	1.0	0.5	0.5	0.2	0.2	0.3	0.5	0.3	0.2	0.5	0.0	0.0	0.0	2.8					
24	10.0	10.0	10.0	10.0	7.0	6.5	6.0	7.0	6.0	7.0	7.0	8.5	9.0	7.5	7.0	8.5	7.8					
25	10.0	10.0	10.0	10.0	10.0	10.0	7.0	7.0	6.5	3.0	2.0	1.5	1.0	0.2	0.0	0.0	5.5					
26	10.0	10.0	9.5	10.0	9.5	9.0	7.0	4.0	3.5	1.5	0.5	1.0	0.0	0.0	0.0	0.0	4.7					
27	10.0	10.0	9.5	9.5	8.0	6.0	5.0	2.0	1.0	0.5	0.5	0.3	0.1	0.0	0.0	0.5	3.9					
28	9.5	9.0	9.5	8.0	9.0	8.0	7.5	6.5	4.0	3.5	3.5	3.5	2.5	1.5	1.0	0.5	5.4					
29	9.5	9.5	7.0	8.5	5.0	7.0	7.0	4.5	3.5	3.0	2.0	1.5	0.5	0.3	0.2	0.2	4.5					
30	10.0	7.0	1.0	1.0	1.0	1.5	1.0	0.5	0.3	0.3	0.3	0.2	0.2	0.0	0.0	0.0	1.5					
平均 Mean	7.6	7.6	7.3	7.1	6.9	6.7	6.3	5.0	5.4	5.1	5.0	4.4	3.8	3.1	3.0	3.1	5.5					

中華民國二十七年十月

		Absolute Humidity of every hour of										
時日 D.	1	2	3	4	5	6	7	8	9	10	11	午 Noon
	1	8.89	9.04	9.21	9.29	9.21	9.21	9.34	9.47	9.75	8.31	7.44
2	6.95	9.19	9.13	9.07	9.11	8.91	8.87	9.39	8.23	7.53	7.82	7.03
3	7.79	8.10	8.12	8.16	8.16	8.27	8.33	8.40	8.75	7.79	6.95	7.43
4	7.31	7.35	7.52	7.90	8.16	8.11	8.31	8.49	8.16	8.15	7.93	7.48
5	7.51	7.63	7.63	7.75	7.88	7.88	8.07	8.36	8.94	8.64	7.78	8.32
6	7.77	7.66	7.63	7.52	7.66	7.75	8.03	8.99	9.12	8.77	7.76	8.12
7	7.45	7.02	7.48	7.66	7.83	7.90	7.83	7.70	8.03	8.28	8.53	8.34
8	7.83	7.72	7.59	7.64	7.39	7.52	7.58	7.75	8.32	8.48	8.51	8.49
9	7.93	7.93	7.90	7.86	7.94	8.03	8.18	8.26	9.01	8.88	8.46	8.25
10	8.03	8.27	8.22	8.30	8.28	8.21	8.44	8.42	8.70	8.92	9.16	8.12
11	7.80	7.58	7.58	7.52	7.43	7.32	7.08	7.16	6.88	7.30	7.31	7.32
12	5.46	5.45	5.37	5.33	5.25	5.18	5.18	5.14	5.07	5.03	5.11	5.03
13	4.14	4.14	4.20	4.20	4.30	4.33	4.29	4.44	4.44	4.44	4.63	4.38
14	3.22	3.25	3.37	3.41	3.45	3.45	3.49	3.61	3.81	3.94	6.30	6.28
15	6.45	6.50	6.50	6.45	6.32	6.19	6.19	6.33	6.63	6.90	7.25	6.91
16	6.50	6.45	6.32	6.20	6.36	6.45	6.45	6.59	6.73	6.63	7.06	6.73
17	7.03	6.98	6.87	6.78	6.68	6.54	6.55	6.62	6.97	7.32	7.23	7.23
18	7.05	7.05	7.08	7.12	6.88	6.82	6.51	6.73	7.16	6.99	6.45	6.04
19	6.44	6.44	6.42	6.41	6.44	6.36	6.58	7.21	7.30	7.66	7.44	7.37
20	7.13	7.11	7.01	6.87	6.69	6.82	6.48	6.58	6.89	7.16	6.93	6.56
21	6.01	6.00	6.02	5.98	5.94	5.85	5.87	6.39	6.70	6.82	6.98	6.98
22	5.49	5.57	5.61	5.65	5.65	5.44	5.56	5.48	5.83	5.63	5.83	6.10
23	6.30	6.32	6.12	6.03	5.94	5.82	5.91	6.14	6.31	6.64	6.17	5.87
24	5.94	6.18	6.39	6.51	6.31	6.54	6.59	6.83	6.90	7.14	7.82	6.85
25	6.44	6.55	6.39	6.34	6.21	6.16	6.16	6.43	6.44	6.40	6.22	6.31
26	6.13	6.13	6.32	6.15	6.28	6.20	6.13	6.52	6.62	6.80	6.32	6.33
27	6.46	6.44	6.63	6.63	6.58	6.48	6.48	6.66	6.56	6.81	6.80	6.87
28	6.97	6.97	6.93	6.98	6.98	6.90	6.77	7.13	7.08	7.48	6.92	7.08
29	7.20	7.20	7.43	7.38	7.47	7.30	7.25	7.50	6.91	7.71	7.23	6.46
30	6.85	6.81	6.78	6.82	6.73	6.63	6.63	6.81	6.86	6.29	6.26	6.22
平均 Mean	6.87	6.90	6.93	6.93	6.93	6.88	6.91	7.12	7.24	7.23	7.09	6.94

一月逐日各時絕對濕度 (m.m.)

day, in the Month of November, 1938. (m.m.)												
13	14	15	16	17	18	19	20	21	22	23	日 Midn.	平 Mean
7.93	7.80	7.84	7.71	8.39	8.13	8.51	8.52	8.48	8.48	8.26	8.66	8.56
6.39	7.25	7.47	7.54	7.31	7.54	7.39	7.31	7.45	7.44	7.50	7.49	7.98
7.67	7.60	7.31	7.41	7.13	7.16	6.92	6.85	6.72	6.99	7.16	7.33	7.61
7.46	7.30	6.70	6.71	6.56	5.95	5.98	6.13	6.72	6.85	7.18	7.22	7.32
8.39	7.54	7.46	7.50	7.37	7.55	7.34	7.60	7.64	7.66	7.57	7.73	7.85
8.44	8.29	8.11	8.07	7.56	7.41	6.68	6.88	6.80	7.08	7.22	7.43	7.78
8.62	8.43	8.53	8.21	7.99	8.16	8.16	7.82	7.99	8.08	7.94	7.94	8.00
7.84	7.41	7.68	7.03	7.37	7.10	7.26	7.60	7.61	7.68	7.62	7.70	7.69
8.11	8.40	8.19	8.93	7.85	7.70	7.44	7.58	7.97	8.08	8.15	8.11	8.11
8.64	8.06	8.96	7.99	7.69	7.59	8.09	7.31	7.22	7.35	7.30	7.56	8.07
7.28	7.14	6.79	6.77	6.40	6.10	5.87	5.82	5.81	5.72	5.64	5.60	6.79
5.07	4.89	4.85	4.18	4.68	4.65	4.58	4.58	4.44	4.45	4.36	4.30	4.90
4.68	4.72	4.96	5.22	5.07	5.03	5.07	5.14	5.22	5.22	5.22	5.22	4.71
8.00	7.28	7.31	6.91	6.98	6.91	7.16	6.87	6.75	6.73	6.68	6.54	6.33
7.17	7.40	6.63	6.68	6.39	5.91	6.86	7.02	6.74	6.74	6.76	6.63	6.65
6.71	6.69	6.62	6.60	7.17	6.97	7.08	6.77	6.92	6.97	6.93	6.98	6.71
7.31	6.62	6.46	6.65	6.44	6.96	6.61	6.87	7.20	7.18	7.17	7.08	6.88
6.32	6.38	6.19	6.27	6.18	6.04	6.09	6.24	6.48	6.46	6.51	6.44	6.57
6.35	7.10	6.95	7.41	5.83	5.51	6.08	6.59	6.98	6.94	7.09	7.07	6.77
6.62	6.30	6.27	6.22	6.26	6.04	6.00	6.07	6.08	6.03	6.11	6.02	6.51
6.55	5.99	6.33	6.25	6.07	5.74	5.72	5.86	5.33	5.33	5.43	5.54	6.07
6.98	6.03	6.46	6.25	6.03	5.86	5.87	6.06	6.29	6.32	6.40	6.45	5.91
5.79	5.46	5.68	5.73	5.26	4.63	5.28	4.94	5.00	5.00	5.57	5.42	5.71
6.32	5.93	5.72	5.77	6.09	6.34	6.08	6.17	6.38	6.40	6.37	6.36	6.42
6.62	6.52	6.51	6.49	6.25	6.17	6.15	6.11	6.07	6.26	6.17	6.30	6.32
6.52	6.36	6.28	5.96	6.19	5.93	6.06	6.10	6.16	6.22	6.40	6.33	6.27
7.25	6.87	6.89	6.90	6.73	6.43	6.45	6.52	6.71	6.75	6.86	6.87	6.69
6.62	6.92	7.20	7.05	7.04	7.05	7.59	7.41	7.33	7.18	7.17	7.20	7.08
6.49	6.49	6.34	6.36	6.34	6.51	6.57	6.63	6.76	6.80	6.78	6.86	6.92
5.91	5.71	5.54	5.84	5.78	5.85	5.90	5.97	6.04	6.23	6.11	6.23	6.28
6.99	6.83	6.79	6.74	6.62	6.50	6.57	6.58	6.64	6.69	6.72	6.74	6.85

中華民國二十七年十月

		Relative Humidity at each hour of day										全年	
日	時	1	2	3	4	5	6	7	8	9	10	11	年
B. D.	H.	Mean											
1		91.5	93.7	94.7	96.9	100.0	100.0	100.0	100.0	95.2	70.0	62.8	57.9
2		92.4	95.8	97.9	97.8	98.9	100.0	98.9	97.9	80.8	60.6	63.5	63.5
3		98.0	93.4	95.6	96.7	96.7	100.0	100.0	98.9	94.9	71.1	60.7	59.6
4		79.7	87.0	88.0	93.6	96.7	96.8	94.5	88.4	79.7	72.5	65.7	58.5
5		84.9	87.0	88.9	91.3	93.4	93.4	92.4	89.4	87.0	79.7	62.7	61.2
6		83.3	84.2	88.0	87.5	90.2	91.3	94.0	91.7	87.9	86.0	61.4	60.3
7		76.7	82.7	94.2	96.5	96.7	99.8	96.7	91.4	94.0	85.3	81.7	79.3
8		76.7	76.8	77.5	90.8	77.5	98.7	98.8	97.6	94.3	77.0	73.0	63.1
9		93.4	93.4	98.8	97.8	96.6	97.8	98.9	87.5	89.7	76.5	67.0	64.1
10		81.8	81.0	86.4	86.3	89.2	93.4	100.0	94.0	89.5	81.5	74.4	63.9
11		93.0	94.7	95.5	95.4	97.9	96.8	97.9	95.5	88.4	90.7	95.5	94.1
12		96.5	98.6	100.0	100.0	100.0	100.0	100.0	100.0	98.5	100.0	100.0	100.0
13		97.4	97.4	97.9	97.9	99.5	100.0	100.0	100.0	100.0	100.0	100.0	100.0
14		100.0	100.0	100.0	100.0	100.0	100.0	100.0	100.0	100.0	100.0	100.0	100.0
15		100.0	100.0	100.0	100.0	100.0	100.0	100.0	100.0	95.4	96.4	95.5	61.4
16		100.0	100.0	100.0	100.0	100.0	100.0	100.0	100.0	100.0	100.0	95.5	61.2
17		97.5	97.5	100.0	100.0	100.0	100.0	97.2	98.8	94.9	98.8	97.6	52.9
18		96.5	96.5	97.5	95.6	98.6	100.0	100.0	100.0	100.0	87.5	73.0	60.2
19		88.4	88.4	89.4	91.3	93.8	92.6	95.4	92.4	87.7	89.0	76.0	68.5
20		97.6	100.0	100.0	100.0	98.0	96.5	95.0	92.6	94.7	86.0	69.5	72.7
21		91.7	92.5	94.3	96.3	96.3	95.9	94.0	87.7	90.4	83.3	76.8	68.6
22		77.2	79.5	94.0	90.2	79.9	80.4	82.4	79.2	82.0	71.9	66.0	63.4
23		96.3	98.6	96.3	96.3	97.4	95.0	96.3	91.2	84.9	77.1	64.3	55.8
24		88.9	91.5	94.9	97.5	97.1	100.0	100.0	98.3	96.4	87.5	82.2	69.1
25		93.7	98.0	96.3	96.3	95.2	96.1	96.1	96.5	93.1	92.5	84.5	75.7
26		93.7	93.7	100.0	97.5	98.8	97.5	95.0	96.5	96.4	90.5	84.7	71.6
27		97.5	94.1	95.2	95.2	95.1	95.0	95.0	94.3	85.0	81.1	74.0	66.2
28		94.1	94.1	97.5	97.5	97.5	96.4	93.9	93.0	84.6	77.5	71.7	67.3
29		90.7	90.7	97.5	97.5	97.7	95.4	95.5	91.9	81.4	66.0	70.8	59.1
30		96.4	96.4	98.7	100.0	100.0	100.0	100.0	96.4	90.7	69.8	63.8	60.0
平均	Mean	91.2	92.5	94.7	96.1	96.0	97.1	97.0	94.7	91.3	84.8	77.6	71.3

月逐日各時相對濕度 (%)													
In the Month of November, 1938. (%)													
	13	14	15	16	17	18	19	20	21	22	23	日平均 Mean	
	48.6	50.0	53.9	61.4	77.7	78.3	87.6	84.9	83.9	85.0	87.3	88.6	81.8
	49.4	49.2	49.2	53.3	57.5	70.5	70.7	74.7	76.6	79.1	79.3	80.3	75.4
	58.8	54.6	51.4	54.6	57.2	69.0	69.3	72.4	70.6	73.4	76.3	79.1	77.2
	56.1	50.8	46.7	47.5	52.6	55.5	58.7	61.9	69.6	72.4	78.0	78.9	71.8
	59.9	54.6	56.1	56.8	59.9	69.6	70.3	75.2	78.6	80.5	81.1	82.3	76.6
	57.7	55.2	53.4	52.7	61.8	64.3	62.3	66.3	66.8	71.9	71.3	75.0	73.6
	72.3	72.2	69.3	71.2	71.6	81.8	81.6	86.0	90.3	94.6	96.7	96.7	86.1
	62.9	59.5	53.2	53.5	63.7	68.9	72.3	77.7	83.2	85.1	85.1	87.1	77.2
	57.2	56.0	51.9	53.9	59.8	69.0	69.3	73.5	77.3	80.0	81.8	86.4	78.1
	62.1	60.6	63.8	65.8	65.4	66.7	74.9	70.0	76.3	81.3	84.8	88.3	78.7
	93.0	93.1	91.6	95.2	93.8	92.6	92.3	91.6	98.6	98.8	98.8	98.3	94.9
	100.0	100.0	100.0	100.0	100.0	100.0	100.0	100.0	100.0	100.0	99.5	98.9	99.8
	100.0	100.0	100.0	102.0	100.0	100.0	100.0	100.0	100.0	100.0	100.0	100.0	99.6
	100.0	97.6	96.5	99.7	93.0	95.2	100.0	100.0	100.0	100.0	100.0	100.0	98.9
	90.6	82.5	71.3	88.2	77.8	77.1	92.9	98.7	97.4	96.6	100.0	100.0	93.5
	76.3	79.3	72.8	73.6	86.7	89.6	97.5	95.2	98.6	98.6	97.5	97.5	93.4
	99.8	67.3	64.7	65.9	68.5	86.5	82.1	90.0	96.5	97.6	98.6	97.5	90.9
	59.2	55.7	52.3	55.1	61.9	70.2	73.6	78.6	83.9	84.8	89.1	88.1	81.7
	69.8	58.4	53.3	55.1	57.1	61.0	71.1	79.2	88.2	87.5	91.5	92.9	79.5
	67.2	59.8	60.1	62.8	65.8	73.3	78.2	81.4	84.3	85.5	89.0	88.1	83.6
	62.7	53.7	55.6	56.1	61.6	66.2	67.8	72.3	68.6	68.6	77.7	80.3	77.6
	60.0	56.2	57.1	59.6	67.2	73.5	76.1	81.2	87.9	90.2	93.8	93.8	76.0
	48.0	42.7	43.3	44.8	46.3	48.0	60.5	55.3	58.1	58.1	68.3	76.1	70.9
	68.6	60.4	60.1	57.5	70.2	74.2	74.5	80.5	83.7	87.0	90.2	91.3	83.4
	70.4	67.1	64.7	65.5	69.7	80.4	82.3	86.5	86.6	95.1	93.5	96.3	86.5
	64.0	58.9	55.5	50.0	62.0	70.8	77.4	78.4	82.6	86.9	93.7	91.4	82.8
	61.2	56.2	57.0	56.8	63.1	71.7	78.0	81.0	86.2	86.9	90.2	89.6	81.0
	55.9	56.2	59.3	59.6	68.7	76.1	85.9	87.8	89.8	83.7	89.8	90.7	82.4
	58.5	56.6	55.7	57.6	65.2	77.0	81.1	83.2	86.3	87.5	88.1	91.9	81.1
	53.0	48.9	49.0	52.5	57.8	63.7	69.1	71.8	73.6	79.6	77.6	80.7	77.1
	67.5	63.8	62.2	64.0	68.8	74.8	78.2	81.3	84.1	86.1	88.3	89.4	83.1

中華民國二十七年十月

Form and Direction of Clouds of every

時日	6		7		8		9		10		11	
	狀	向	狀	向	狀	向	狀	向	狀	向	狀	向
號	For.	Dir.	For.	Dir.	For.	Dir.	For.	Dir.	For.	Dir.	For.	Dir.
1												
2	S	SW	S	SW			S	WSW	K		K	SW
3					S	WSW	SK	WSW	K		K	
4	S		S		S		S	W	W		W	WSW
5	K		K		FK		K		K		SK	WSW
6	S		K				K		SK	WSW	SK	WSW
7	S		S	E	S	E	S	E	SK	AK	SK	WSW
8					S	SSW	S	SSW	K	ESE	AK	ESE
9	C	WSW	C	WSW	S	WSW	FK	SSW	K	AK	SK	WSW
10	AK	SSE	AK	SSE	AK	SSE	AK	SSE	R	CK	AK	WNW
11			N	E	N	E	N	E	N	E	N	NNE
12	N		N		N		N		N		N	
13	N		N		N		N		N		N	
14												
15	AK		AK		AK	W	AK		S	W	N	S
16	N		N		N		N		S	WSW	SK	W
17			S	W					W		N	
18	S		S		S		S		S	W	SK	W
19	SK	W	C	W	CS	W	S		CS	W	C	W
20	SK	W	SK	W	SK	W	SK	W	SK	W	SK	W
21	C		CK		CK		C		C		C	W
22	AK		AK		AK	WSW	AK	W	AK	W	C	WSW
23	C		CK	W	CK		C		AK	W	C	
24									CS		CS	
25	S		S		S		S		S	E	SK	ENE
26	S		S	W	SK	W	S		S	W	SK	W
27	S		S	WSW	SK	WSW	S	WSW	SK	WSW	SK	WSW
28	S	WSW	SK	WSW	SK	WSW	SK	WSW	SK	WSW	SK	WSW
29	S	WSW	S		S		S		SK		SK	WSW
30	S		S		S	W	SK	W	SK	W	K	

一月逐日雲狀及雲向

day, in the Month of November, 1938.														日 期 Date
12		13		14		15		16		17		狀	向	
狀	向	狀	向	狀	向	狀	向	狀	向	狀	向			
For.	Dir.	For.	Dir.	For.	Dir.	For.	Dir.	For.	Dir.	For.	Dir.			
SK	WSW	K		SK	WSW	K		KN	WSW	N	WSW			1
C	WSW	C	WSW	C	WSW	C				C				2
FK	WSW	FK	WSW	FK	W	FK	W	FK	SW	FK	SW			3
FK	WSW	FK		FK	WSW	FK		FK		FK				4
SK	W	K		SK	W	SK	WSW	F		K				5
SK	WSW	K	WSW	FK		FK	WSW	FK	WSW	FK				6
AK	ESE	KN		KN		KN		AK	WSW	AK	SW			7
SK		SK		SK	WSW	K	WSW	K		FK	WSW			8
K	W	FK	W	FK	W	FK	W	FK	W	C	W			9
AK	WNW	AK	WSW	AK	W	AK	W	AK	W	AK	W			10
N	NNE	N	NNE	N	NNE	N	NNE	N	NE	N	NE			11
N		N		N		N		N		N				12
N		N		N		N		N		N				13
AK		N		S	W	AK		AK		AK				14
N	W	N		AK	W	AK	W	N		AK	W			15
SK	W	KN		AK		AK		N	WSW	AK				16
SK		SA	W	SK	W	SK	W	SK	W	SK	W			17
FK		C		C	W	C	W	C		C				18
C	W	C	W	C	W	C	W	C		C				19
SK	W	SK	W	SK	W	SK	W	SK	W	C	WSW			20
C		SK	W	C	W	C	W	C	W	C	W			21
C	W	CS	W	C	W	C	W	C	W	C	W			22
CS		CS		CS		CS		C		C				23
SK	WSW	SK		SK	WSW	SK	W	AK	W	AK	W			24
SK	W	SK	W	SK	W	C		C		CS				25
SK	W	C	W	C	W	C		C		C				26
SK	W	K	W	FK	W	FK	W	FK		FK				27
SK	WSW	SK	WSW	SK	WSW	SK	WSW	SK	WSW	SK	WSW			28
SK	WSW	SK	WSW	SK	WSW	SK	WSW	SK	WSW	SK	WSW			29
K		FK	W	FK	W	FK	W	FK	W	FK	W			30

中華民國二十七年十一月

Wind Direction and Wind Velocity of

時日	6		7		8		9		10		11		12		13	
	向	速	向	速	向	速	向	速	向	速	向	速	向	速	向	速
類別 D.	Dir.	Vel.	Dir.	Vel.	Dir.	Vel.	Dir.	Vel.	Dir.	Vel.	Dir.	Vel.	Dir.	Vel.	Dir.	Vel.
1	SSW	8.2	SW	8.7	SW	8.1	SW	8.4	SSW	11.1	SSW	12.6	SW	12.3	SW	16.2
2	SSW	11.0	SSW	9.6	SSW	8.3	WSW	11.8	WSW	13.9	WSW	15.3	WSW	12.0	WSW	11.8
3	SSW	6.2	SSW	6.0	SSW	8.6	SSW	9.6	SSW	10.7	SSW	11.4	SSW	12.7	SSW	16.8
4	SSW	10.7	SSW	8.6	SSW	9.0	SSW	8.3	WSW	8.6	WSW	8.5	WSW	8.6	WSW	8.8
5	SSW	10.6	SW	10.7	SW	11.2	SSW	10.4	WSW	10.2	WSW	13.6	WSW	13.6	SW	12.8
6	SSW	6.8	SSW	8.4	SSW	6.0	SSW	7.9	WSW	8.9	WSW	10.2	SW	7.9	W	6.1
7	NNE	7.1	NNE	10.7	NNE	11.0	NE	9.6	NE	11.3	ENE	9.5	ENE	9.7	ENE	8.5
8	ENE	6.1	ENE	5.7	ENE	2.0	S	3.3	S	3.3	S	7.6	SSW	9.1	WSW	16.5
9	SW	9.4	SW	11.1	SW	9.5	SW	8.2	SSW	10.4	SSW	13.4	SSW	13.5	SSW	12.2
10	ENE	6.5	ENE	6.5	ENE	7.5	ENE	6.4	ENE	8.6	ENE	4.4	ENE	2.2	SE	4.0
11	ENE	12.9	ENE	15.3	ENE	14.0	ENE	15.6	ENE	14.8	NNE	11.1	NE	10.9	NNE	8.3
12	NNE	13.1	NE	15.0	NE	12.2	NE	11.1	NE	11.7	NE	13.6	NNE	10.2	NNE	15.3
13	NE	10.3	NE	6.9	NE	7.0	ENE	8.9	ENE	8.6	ENE	7.4	E	5.0	ENE	9.2
14	SSW	6.9	SSW	4.8	SSW	9.5	SSW	7.4	SSW	6.7	SSW	6.9	SSW	10.8	WSW	8.9
15	SW	4.8	SSW	5.6	SW	0.6	SW	5.3	WSW	1.3	ENE	0.4	SSW	0.9	SW	3.1
16	SSE	6.5	SSE	8.6	SSW	2.7	SSW	6.1	S	3.2	SSW	5.5	WSW	7.8	WSW	7.0
17	SW	14.2	SSW	11.2	SW	8.2	SW	6.5	WSW	6.3	WSW	9.7	WSW	12.5	WSW	11.6
18	WSW	10.2	WSW	11.2	WSW	10.0	SW	12.2	SW	14.1	WSW	12.7	SSW	16.2	WSW	9.1
19	SSW	5.4	SSW	9.7	SSW	7.4	SSW	8.5	SW	8.5	SSW	9.5	SSW	6.8	SW	9.1
20	S	6.9	SSW	4.9	SSW	4.7	SSW	6.0	WSW	5.4	WSW	3.7	S	6.5	S	7.3
21	SSW	7.9	SSW	7.5	SSW	9.4	SSW	6.9	SSW	6.6	SSW	9.3	SSW	9.2	SSW	7.6
22	SSW	6.5	SSW	8.0	SSW	8.2	SSW	9.0	SSW	7.3	SSW	8.1	SSW	8.3	SSW	9.6
23	SSW	12.1	SW	9.2	SW	7.9	SW	9.2	SSW	6.6	SSW	10.0	SW	11.8	SSW	11.1
24	NNE	3.5	NNE	6.3	ENE	6.3	ENE	5.6	ENE	3.9	ENE	5.3	ENE	5.2	ENE	6.6
25	C	0.0	C	0.0	NNE	0.6	N	0.6	SSW	9.6	SSW	8.0	SSW	7.7	SSW	8.3
26	SSW	3.9	SW	3.0	SW	2.8	SW	4.8	WSW	7.5	WSW	7.9	SW	10.2	SW	9.7
27	SSW	7.6	S	7.2	S	3.5	SW	6.0	SSW	6.0	SSW	6.5	SSW	6.9	WSW	7.3
28	SSE	5.6	SSE	6.2	SSE	5.4	SSW	6.1	SSW	4.5	SW	3.7	WSW	8.6	WSW	10.2
29	SSW	5.7	SSW	5.2	SSW	6.3	SSW	6.9	SSW	7.5	SSW	9.5	SSW	8.4	SSW	12.1
30	SSW	10.8	SSW	12.4	SSW	13.1	SSW	12.8	SSW	18.0	SW	11.0	SSW	17.0	SSW	16.0
平均		8.1		8.5		7.4		8.2		8.5		9.0		9.5		9.8

月 逐 日 風 向 及 風 速 (m/s)

every day, in the Month of November, 1938. (m/s)

14		15		16		17		18		19		20		21		平均
向	速	向	速	向	速	向	速	向	速	向	速	向	速	向	速	Mean
Dir.	Vel.	Dir.	Vel.	Dir.	Vel.	Dir.	Vel.	Dir.	Vel.	Dir.	Vel.	Dir.	Vel.	Dir.	Vel.	
SW	15.7	SW	11.7	SW	10.3	SW	9.7	WSW	8.8	SW	10.5	SSW	8.5	SSW	7.2	10.8
WSW	14.5	SSW	13.9	SSW	9.5	SSW	11.1	SSW	11.9	SSW	7.8	SSW	11.5	SW	13.8	11.7
SSW	19.1	SW	10.0	SW	10.4	SW	9.4	SSW	11.0	SSW	11.6	SSW	11.0	SSW	10.6	10.0
SW	9.7	SW	14.5	SW	10.5	SSW	11.0	SSW	13.1	SSW	12.3	SSW	11.7	SSW	10.8	10.5
SW	14.4	WSW	11.3	WSW	10.4	WSW	13.7	SW	12.3	SW	13.5	SSW	11.4	SSW	10.1	11.9
SSW	10.6	WSW	9.7	WSW	7.0	WSW	8.3	WSW	6.9	WSW	8.1	WSW	8.7	WSW	8.1	8.1
E	7.8	ESE	7.2	ESE	5.4	SE	5.1	ESE	7.7	E	5.1	SSE	8.8	SSE	8.6	8.1
SSW	10.0	SSW	9.7	SSW	13.9	SSW	11.2	SSW	9.7	SSW	10.3	SSW	9.1	SSW	7.8	8.3
SSW	8.1	SSW	9.2	SSW	12.5	SSW	11.9	SSW	12.6	SSW	12.1	SSW	9.6	S	10.2	10.8
E	6.5	E	9.0	E	8.4	ESE	9.3	ESE	11.1	SE	12.2	E	8.9	E	15.3	7.9
NNE	7.1	NNE	13.3	ENE	14.1	NE	12.5	NE	12.9	NE	17.5	NE	12.6	NE	14.7	13.0
NNE	16.7	NE	13.4	NNE	12.9	NE	17.5	NNE	13.8	NNE	13.0	NNE	12.9	NNE	15.0	13.7
NNW	0.4	NE	1.2	ENE	0.4	ENE	5.1	NE	1.3	NNE	0.6	NE	2.8	ENE	5.3	5.1
ENE	4.9	SW	0.7	SSW	5.0	ENE	8.4	WSW	6.2	WSW	8.7	SSW	9.0	SSW	10.8	7.3
SW	7.7	WSW	2.2	SW	8.5	WSW	1.1	WSW	2.7	E	7.5	NNW	2.5	ENE	3.2	3.7
SSW	7.9	SSW	9.4	SSW	10.8	SSW	8.7	SSW	7.0	SSW	8.5	SSW	9.7	SSW	8.7	7.4
WSW	12.5	SW	11.5	WSW	11.5	WSW	12.1	WSW	12.6	SW	13.4	SSW	10.5	SSW	11.5	11.5
WSW	11.5	WSW	14.8	SSW	10.0	SSW	12.8	SSW	13.3	SSW	15.2	SSW	12.8	SSW	13.6	12.5
SSW	6.8	SSW	8.4	SSW	9.2	SSW	10.1	SSW	13.7	SSW	11.8	SSW	11.2	SSW	14.5	9.6
SW	8.2	SW	8.1	SW	10.2	SSW	11.9	SSW	9.6	SSW	9.7	SSW	8.9	SSW	19.4	7.7
SSW	6.8	SSW	8.0	SSW	9.3	WSW	9.7	WSW	8.2	WSW	5.9	WSW	8.5	WSW	9.7	8.2
WSW	12.2	SW	9.8	SSW	9.3	SSW	9.5	SSW	10.8	SSW	11.9	SSW	9.3	SSW	11.2	9.4
WSW	11.7	WSW	8.2	WSW	8.6	WSW	8.6	SSW	8.7	SSW	12.7	SSW	13.0	SSW	10.9	10.2
ENE	6.0	ESE	7.7	ESE	6.9	ESE	6.4	ESE	6.8	SSE	8.4	SSE	6.9	SSE	5.6	6.3
WSW	1.1	SW	4.0	WSW	8.6	SSW	6.8	SSW	10.5	SSW	9.0	SSW	5.7	SSW	5.1	5.1
WSW	8.0	SW	10.1	SW	1.9	WSW	11.0	WSW	9.4	SW	7.9	SW	11.4	SW	8.5	7.4
WSW	11.2	WSW	8.2	SSW	10.1	SSW	10.2	SSW	8.5	SSW	10.5	SSW	10.1	SSW	10.7	7.8
SW	8.1	WSW	12.8	SSW	9.4	SSW	13.9	SSW	11.5	SSW	9.2	SSW	9.8	SSW	8.9	6.7
SW	15.3	SW	14.6	SW	10.5	SSW	14.9	SSW	12.0	SW	12.0	SSW	11.8	SW	13.6	10.5
SW	14.8	SW	18.5	WSW	17.4	WSW	14.5	WSW	15.2	WSW	12.4	WSW	14.6	WSW	15.9	14.9
	9.5		9.9		9.6		10.3		10.0		10.4		9.8		10.3	9.3

中華民國二十七年十月

日 D.	Precipitation Amount at every hour of day.										
	0-1	1-2	2-3	3-4	4-5	5-6	6-7	7-8	8-9	9-10	10-11-12
1											
2											
3											
4											
5											
6											
7											
8											
9											
10											
11											T 1.0
12						s. 0.5	s. 0.8	s. 0.7	s. 1.5	s. 0.7	1.5 0.1
13					T	0.2	T				T
14	T	0.1	0.1	0.1							
15	0.2		0.4								
16	2.0	0.4	1.6	1.2	0.6	0.3	0.3	1.1	0.8	T	T
17		0.1	T								
18											
19											
20											
21											
22											
23											
24											
25											
26											
27											
28											
29											
30											
總計 Total	2.2	0.6	1.7	1.7	0.8	9.0	1.1	1.8	2.3	0.7	1.6 1.1

S: Snow

一 月 逐 日 各 時 降 水 量 (mm)													
in the Month of November, 1938. (mm)													
12-15	13	14	15	16	17	18	19	20	21	22	23	24	Total
			T	T	T								T
			T	0.2	0.1	0.1	0.1	T	T				T
1.0	0.5	0.2	0.4	0.2	0.1	0.1	T	T	T				3.5
0.2	0.1	T	0.1	0.1	0.5	T	T	0.1	T				15.0
T													0.7
0.3	0.5		T	0.2							0.9	0.2	3.3
						0.4	0.1					0.8	2.0
													0.1
1.5	1.1	0.2	0.5	0.5	0.6	0.5	0.1	0.1			0.9	1.0	31.6

中華民國二十七年十一月

Daily Values of Meteorological Elements

日期 Date	氣壓 pressure (570 mm ±)	氣溫 Temperature (°C)					濕度 Humidity		雲量 Amount of cloud 0-10	日照時數 Duration of Sunshine h
		平均 Mean	最高 Max.	最低 Min.	較差 Range	地面 Earth Surface	絕對 Absolute mm	相對 Relative %		
1	5.42	12.1	17.8	9.6	8.2	13.2	8.56	81.8	7.9	7.3
2	5.95	12.3	17.7	9.0	8.7	14.2	7.98	76.4	3.3	9.9
3	5.84	11.4	16.8	8.1	8.7	13.1	7.61	77.2	3.2	8.4
4	5.58	11.9	17.2	8.3	8.9	13.9	7.32	71.8	0.7	10.7
5	5.63	11.8	17.3	8.1	9.2	13.7	7.85	76.6	2.8	10.5
6	5.30	12.4	17.9	8.2	9.7	14.6	7.78	73.6	1.7	10.0
7	5.81	10.2	15.1	7.2	7.9	11.7	8.00	86.1	5.6	6.8
8	5.80	10.9	17.2	6.8	10.4	13.5	7.69	77.2	4.6	8.4
9	5.83	12.1	18.4	7.5	10.9	14.8	8.11	78.1	2.2	10.6
10	6.24	11.8	16.3	8.5	7.8	13.6	8.07	78.7	8.4	5.5
11	7.62	6.2	8.2	3.0	5.2	6.4	6.79	94.9	9.9	
12	8.54	1.0	2.7	-0.7	3.4	1.0	4.90	99.8	10.0	
13	7.77	0.4	2.0	-1.3	3.3	0.6	4.71	99.6	10.0	
14	5.98	4.6	8.8	1.8	7.0	5.8	6.33	98.9	9.8	2.1
15	6.79	6.3	10.7	3.8	6.9	7.8	6.65	93.5	8.8	4.5
16	6.59	6.5	10.3	4.0	6.3	7.5	6.71	93.4	9.1	2.0
17	5.55	7.2	12.2	4.6	7.6	8.0	6.89	90.9	7.0	2.5
18	6.48	8.3	13.8	4.6	9.2	9.7	6.57	81.7	1.0	9.4
19	7.64	9.1	15.3	5.1	10.2	11.2	6.77	79.5	5.4	10.6
20	7.97	7.7	12.8	5.0	7.8	9.8	6.51	83.6	7.8	6.8
21	8.00	7.9	13.6	3.5	10.1	10.2	6.07	77.6	4.5	10.3
22	7.43	7.6	13.1	5.2	7.9	9.4	5.91	76.0	7.5	6.7
23	6.62	8.7	15.4	3.5	11.9	11.0	5.73	70.9	0.4	10.6
24	8.14	7.6	12.9	4.7	8.2	9.8	6.42	83.4	7.8	5.8
25	6.97	6.8	11.4	4.2	7.2	8.3	6.32	86.5	5.5	5.7
26	5.58	7.4	13.9	4.0	9.9	9.2	6.27	82.8	4.7	8.4
27	5.25	8.7	15.2	4.6	10.6	11.1	6.69	81.0	3.9	8.5
28	5.49	9.2	14.7	5.8	8.9	11.3	7.08	82.4	5.4	9.0
29	5.21	9.1	13.9	5.6	8.3	11.0	6.92	81.1	4.5	9.6
30	4.32	8.6	14.0	4.8	9.2	10.4	6.28	77.1	1.5	10.1
總數平均 T. or M.	6.96	8.5	13.6	5.2	8.3	10.2	6.85	83.1	5.5	213.8

月逐日氣象平均要素表

in the Month of November, 1957.

太陽熱力 Solar Radiation (°C)		風 Wind		氣溫 Temp.	降水量 Precipitation		能見度 Vis.	蒸發量 Amount of Evapn.	雜項 Miscellaneous Informations
黑球 B. bulb	白球 w. bulb	平均速 Mean vel. m/s	風向 Dir. Domin.	(°C)	量 Amt. mm	時數 Dur. h	0-9		
45.8	30.3	10.8	SW	8.9	T		6.5	1.7	☁
41.5	28.0	11.7	SSW	8.7			7.0	1.7	☁
41.5	27.3	10.0	SSW	7.6			6.4	2.0	☁
42.2	27.8	10.5	SSW	7.3			8.0	1.8	☁
47.3	30.7	11.9	SW	7.1			8.2	1.8	☁
47.0	30.1	8.1	WSW	6.8			7.2	2.2	☁
42.9	27.3	8.4	NE	6.3			5.1	0.9	☁
45.1	29.2	8.3	SW	6.0			4.5	1.5	☁
41.8	24.0	10.8	SW	6.8			7.9	1.9	☁
43.3	28.0	7.9	ENE	7.6			6.0	1.5	☁
		13.0	ENE	3.0	T		4.3	0.2	☁
		13.7	NNE	-0.7	3.5	8.0	0.0	0.0	☁
		5.1	ENE	-1.3	13.0	19.7	0.2	0.0	☁
36.3	20.3	7.3	SSW	0.8	0.7	4.8	3.1	0.3	☁
38.0	22.5	3.7	SW	3.0	3.3	4.9	4.8	0.2	☁
33.3	22.8	7.4	SSW	4.0	9.0	2.6	4.3	0.9	☁
36.9	22.6	11.5	WSW	4.5	0.1	0.5	5.1	1.5	☁
37.6	24.1	12.5	WSW	4.4			6.9	3.1	☁
39.0	25.5	9.6	SSW	4.5			7.8	3.0	☁
42.3	26.5	7.7	SSW	3.2			7.0	2.2	☁
43.2	27.0	8.2	SSW	2.7			7.2	2.8	☁
37.5	23.7	9.4	SSW	4.2			7.2	2.5	☁
38.0	25.1	10.2	SSW	2.9			8.0	4.1	☁
39.2	24.1	6.3	ENE	3.2			4.4	2.0	☁
38.3	23.3	5.1	SSW	3.9			5.3	1.7	☁
36.8	23.5	7.4	SW	1.9			6.5	2.0	☁
41.6	23.2	7.8	SSW	3.9			6.3	2.4	☁
42.9	29.4	8.7	SSW	4.5			3.8	2.4	☁
42.4	28.1	10.5	SSW	5.6			6.8	2.6	☁
37.9	26.5	14.9	SW	4.7			6.9	4.3	☁
		9.3		4.5	31.6	47.8	5.8	55.2	

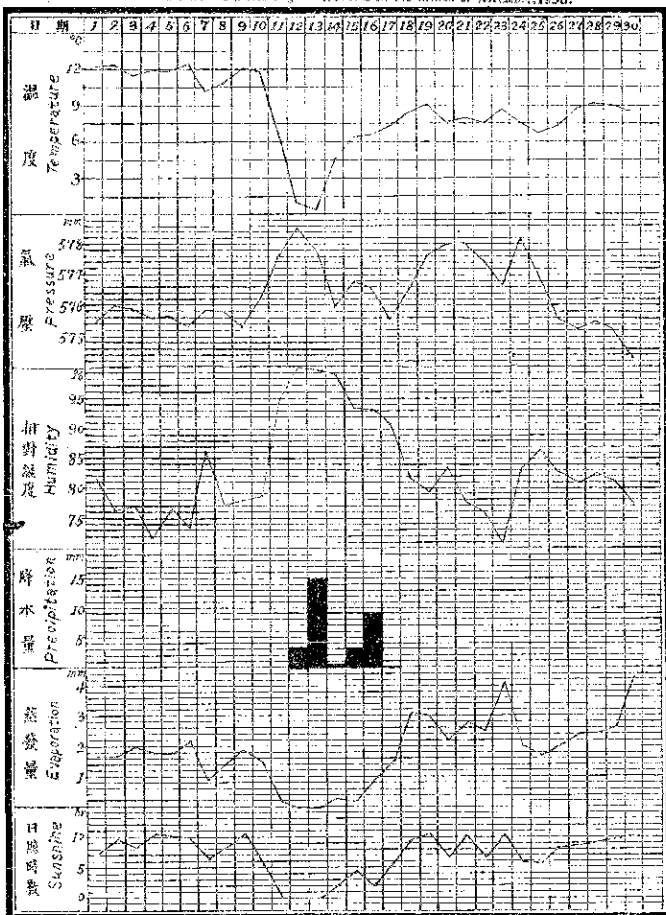
中華民國二十七年十一月逐日能見度(0-9)

Visibility of every day, in the month of November, 1938, (0-9)

日	時	6	7	8	9	10	11	12	13	14	15	16	17	平均
D.	H.													Mean
1	0	1	3	8	8	8	9	9	9	8	8	7	7	6.5
2	0	4	8	8	8	8	9	9	9	9	9	9	9	7.0
3	0	7	7	7	8	8	8	8	8	9	9	9	9	6.4
4	7	7	6	7	7	8	9	9	9	9	9	9	9	8.0
5	4	6	8	8	9	9	9	9	9	9	9	9	9	8.2
6	4	7	6	6	7	8	8	8	8	8	8	8	8	7.2
7	5	5	5	5	5	5	6	6	6	6	6	5	5	5.1
8	0	0	1	2	5	5	6	7	7	7	7	7	7	4.5
9	0	2	2	8	8	8	8	8	8	9	9	9	9	7.9
10	2	3	7	7	5	6	7	7	7	7	7	7	7	6.0
11	1	3	3	5	5	2	4	5	7	7	6	4	4	4.3
12	0	0	0	0	0	0	0	0	0	0	0	1	1	0.0
13	0	0	0	0	0	0	0	0	0	0	0	1	1	0.2
14	0	0	1	3	1	4	4	4	6	7	7	4	4	3.1
15	2	3	7	5	4	5	6	4	7	6	4	4	4	4.8
16	0	0	0	2	4	5	6	7	7	7	7	7	7	4.3
17	0	6	0	3	3	4	5	5	7	7	7	7	7	5.1
18	0	1	2	2	2	2	2	2	2	2	2	2	2	6.9
19	4	6	8	8	8	7	8	8	8	8	8	8	8	7.8
20	6	6	6	6	6	6	7	8	8	8	8	8	8	7.0
21	4	7	8	8	6	6	7	8	8	8	8	8	8	7.2
22	6	6	6	6	6	7	7	8	8	8	8	8	8	7.2
23	6	7	8	8	8	8	8	8	8	9	9	9	9	8.0
24	0	0	0	1	4	4	6	7	7	7	7	7	7	4.4
25	0	3	3	3	4	6	7	7	7	7	7	7	6	5.3
26	4	3	5	5	5	7	7	8	8	8	8	8	8	6.5
27	3	3	6	6	6	7	7	7	7	7	7	7	7	6.3
28	3	2	3	3	3	7	7	7	7	7	7	7	7	5.8
29	4	5	6	6	6	7	7	7	8	8	8	8	8	6.8
30	0	0	6	7	8	8	9	9	9	9	9	9	9	6.9
平均	Mean	2.3	3.5	4.2	5.2	5.9	6.1	6.7	6.8	7.3	7.4	7.3	7.0	5.8

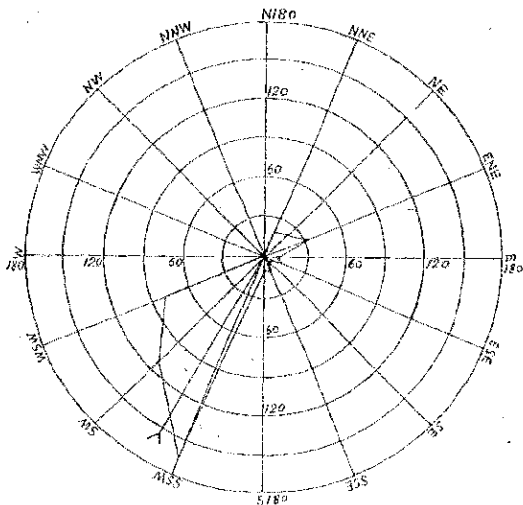
中華民國二十七年十一月各項氣象要素逐日變遷圖

March of different Meteorological elements in the month of November, 1938.



中華民國二十七年十一月風向圖

WIND ROSE FOR NOVEMBER, 1938.



—— 風向次數
Frequency

>—— 合成風向
Resultant Direction

方向 Dir.	N	NNE	NE	ENE	E	ESE	SE	SSE	S	SSW	SW	WSW	W	WNW	NW	NNW	V	C
次數 Frequency	20	22	33	9	12	3	10	8	165	111	21	1	110	1	2			2
百分數 %	4.2	4.6	6.9	1.9	2.5	0.6	2.1	1.7	34.4	23.1	4.4	0.2	23.1	0.2	0.4			0.4

雲南省立
昆明測候所

氣象月報

第三卷 第十二期



龔自知題



中華民國二十七年十二月份

MONTHLY METEOROLOGICAL BULLETIN

OF

METEOROLOGICAL STATION OF YUNNAN PROVINCE,
KUNMING.

December, 1938.

VOL. 3. NO. 12.

目 次 頁

Table of Contents		page
凡例	<i>Explanatory Remarks.</i>	1
本月初天氣概況	<i>A Summary of Weather Conditions, during the Month of December, 1938.</i>	2
本月份氣象摘要	<i>Monthly Summary.</i>	3
氣壓	<i>Barometric Pressure.</i>	4-5
氣溫	<i>Air Temperature.</i>	6-7
地面溫	<i>Earth Temperature on the surface.</i>	8-9
地內溫	<i>Earth Temperature.</i>	10
雲量	<i>Cloud Amount.</i>	11
絕對濕度	<i>Absolute Humidity.</i>	12-13
相對濕度	<i>Relative Humidity.</i>	14-15
雲狀與雲向	<i>Cloud: Forms and Direction.</i>	16-17
風向及風速	<i>Wind Direction and Velocity.</i>	18-19
降水量	<i>Precipitation.</i>	20-21
逐日氣象平均要素	<i>Daily Values of Meteorological Elements.</i>	22-23
能見度	<i>Visibility.</i>	24
各項氣象要素逐日變遷圖	<i>March of Different Meteorological Elements.</i>	25
風向圖	<i>Wind Rose.</i>	26

民國二十七年十二月份昆明天氣概況：

一、概況

昆明本年天氣，自前月已見霜降，早入冬季氣候，本月亢旱程度，雖不如民國二十三年，但較之去年，則相若特其本月降水總計 $4.3m.m.$ 不及常年同月平均數二分之一，（連去年加入平均）僅有去年十二月份百分之六。

晴天日數，比常年及前年俱多二日；雨天日數，比前年多三日，比去年少三日；有霧日數，略同去年，有低霧日數全相等；晨霧日數多六日；有霜日數，比前年多一日，吹雪日數則和除；氣溫按垂直向上遞減率，較去的前年及連年同月平均俱為低，極端最低者月達 $-1.5^{\circ}C.$

月內有大風七日，大風及最大風向俱為 SW ，次為 SSW ，並有一次烈風為 WSW ，而全月絕無 N ， NNW ， NW ， WNW 。四風向，且其結果風向北流，西北一帶不見陰天；惟太華山道，特有「霧凇」三日，草木枝葉向風一面，寬至四公分，如毛楊樹，甚為奇觀！宜乎楊升華先生之詠真不謬也；較眉覽此本月亦可見三日，形影及日月華者五至，是空中水蒸氣尚未極度乾燥。

月初一二日天陰，二日晨有雨跡，二三日十時前有濕霧，三日至十日連日陰晴，六日午風大，七日至九日，氣溫極端最高僅 $18.2^{\circ}C.$ ，風午極度強；十一日，氣溫極高僅 $17.9.12m.m.$ （奉施高樓計正）十三日，霧多有風；十三日至二十二日，連續十日晴而驟降，而氣溫則急降。

十五日至二十二日，晨則凝霜，午多大風，二十二日十五時，氣溫最低 $5.6.56m.m.$ ，風速極大每秒 $23.8m.$ ，二十三、二十四日，氣象驟變擾亂反覆；二十五日，雲量差增去密，十六時，風轉 NE ，氣驟復昇，氣溫驟降；二十六日，溫度最低僅 $-1.5^{\circ}C.$ ，午前降霜，凝結霧凇，降水僅計 $1.0m.m.$

二十七日，風轉增增，是入暖候；二十八日，積雲驟降，風向 ENE ；霧立低溫，霧雨 $0.2m.m.$ ，二十九日，十三時，霧散吹雪，霧立增厚，降水 $0.6m.m.$ ，傍晚風轉 SSE ， S ；三十日，風向突向俱轉 SSW ， WSW ，晨霧計 $0.2m.m.$ ，三十一日， SW 風大，霧立驟開，天氣晴矣。

應特記者：上中旬前後晴天間，六日 22 時許，雲量驟生地震，震動約二十秒鐘；七日 21 時，又震頻繼，牽時幾無阻；十七日 5 時 12 分，思茅發生地震，震動約三十秒鐘。

— 3 —

中華民國二十七年十二月氣象綱要
Monthly Summary for December, 1938.

	氣 壓	Air Pressure
極端最高	Extreme maximum	579.12mm (11日 10時 on 11th 10h)
極端最低	Extreme minimum	568.6mm (22日 13時 on 22th 13h)
平 均	Mean	574.56mm
	氣 溫	Air Temperature
極端最高	Extreme maximum	18.2°C 在7. 8. 9日. on 7. 8. and 9th
極端最低	Extreme minimum	-1.3°C 在26日 on 26th
最高平均	Mean maximum	13.4°C
最低平均	Mean minimum	3.6°C
平 均	Mean	7.6°C

	風	Wind
最大風速	Maximum velocity	23.8m/s (在22日 14時50分 on 22th 14h 50m)
合成風向	Resultant direction	S 28° 55' 24" W

	降 水 量	Precipitation
總 水 量	Precipitation	4.3m.m.
一日最高水量	Precipitation in 24 hours	1.8m.m. 在22日 on 22th
一時最高水量	Precipitation in 1 hour	1.0m.m. 在26日 11—12時 on 26th 11—12h

	雜 項	Miscellaneous Informations
晴天日數	Clear days	19
曇天日數	Partly cloudy days	6
陰天日數	Cloudy days	7
雨天日數	Rainy days	4
有吹雪日數	Days with drifting snow	1
有霧日數	Days with mist	2
有濕霧日數	Days with wet fog	10
有露日數	Days with dew	4
有霜日數	Days with mist	3
有低霧日數	Days with ground fog	23
有霜日數	Days with hoar-frost	12
有露日數	Days with dew	12
有霧日數	Days with rim.	3
有大風日數	Days with gale	7
有日暈日數	Days with solar corona	5
有月暈日數	Days with lunar corona	5
有輝煌光日數	Days with bracket spectra	3

中華民國二十七年十月

		Barometric Pressure at every hour										中 午 Noon
時 H	日 D.	1	2	3	4	5	6	7	8	9	10	
1	74.27	75.27	75.27	75.37	75.67	76.10	76.40	76.49	77.59	78.09	77.68	77.56
2	76.32	78.20	78.08	78.05	77.98	77.90	78.18	78.48	79.01	78.99	78.79	77.89
3	76.81	76.74	76.31	76.07	75.95	75.91	76.22	76.74	77.13	77.21	77.19	76.64
4	75.70	75.60	75.50	75.40	75.39	75.89	76.70	77.50	78.27	78.47	79.34	77.97
5	77.60	77.33	77.00	76.84	76.39	76.33	76.44	76.67	76.74	77.01	76.68	75.91
6	74.26	74.19	74.08	74.06	73.87	73.62	73.91	74.29	74.65	74.53	74.32	74.06
7	73.94	73.86	73.75	73.59	73.49	73.58	74.10	74.58	75.04	75.39	75.37	74.85
8	74.95	74.95	74.96	74.96	74.96	74.96	75.68	76.18	76.74	77.03	76.82	76.19
9	75.73	75.74	75.73	75.66	75.40	75.49	75.91	76.27	76.93	77.10	76.99	76.46
10	76.08	76.02	76.05	76.09	76.17	76.46	76.79	77.39	77.97	78.34	78.22	76.97
11	78.04	78.00	78.00	78.00	78.00	78.13	78.35	78.63	79.03	79.12	78.71	78.04
12	77.70	77.68	77.66	77.64	77.61	77.59	77.93	78.04	78.53	78.72	78.41	77.41
13	77.24	77.20	77.20	77.11	76.97	76.98	77.41	78.20	78.58	78.36	78.43	77.53
14	77.53	77.43	76.99	76.84	76.75	76.70	75.82	77.13	77.52	77.49	77.17	76.51
15	75.15	75.12	75.04	74.96	74.93	74.90	75.03	75.33	75.69	75.57	75.43	75.01
16	74.78	74.74	74.69	74.66	74.70	74.71	74.95	75.43	75.71	75.90	75.67	75.11
17	74.08	74.56	74.14	74.04	74.00	73.84	73.95	74.23	74.70	74.55	74.24	73.73
18	73.34	72.49	72.29	72.29	72.29	72.29	72.44	72.75	72.94	73.03	73.01	72.56
19	71.84	71.83	71.60	71.60	71.47	71.53	71.74	72.11	72.57	72.93	72.62	71.78
20	71.50	71.08	70.85	70.78	70.50	70.48	70.60	71.33	71.53	71.51	71.70	71.66
21	73.41	73.29	73.08	72.76	72.69	72.62	72.65	73.15	73.62	73.68	73.27	72.23
22	70.04	69.89	69.71	69.54	69.41	69.49	69.42	69.64	69.82	70.21	69.67	69.33
23	73.85	74.00	74.20	74.40	74.90	75.00	75.12	75.44	76.04	76.33	75.99	75.57
24	75.03	74.96	74.72	74.41	74.09	74.09	74.33	74.58	74.86	74.96	74.32	73.39
25	71.84	71.77	71.75	71.68	71.56	71.64	71.97	72.35	72.92	73.39	73.15	72.60
26	74.93	74.92	74.90	74.78	74.77	74.75	74.75	74.64	75.23	75.30	75.00	74.16
27	73.12	73.11	73.03	72.95	72.94	72.93	73.13	73.51	74.11	74.09	73.55	72.60
28	74.23	74.24	74.29	74.25	74.31	74.56	74.96	75.35	75.97	75.97	75.47	74.34
29	75.06	75.10	75.19	75.10	75.30	75.79	76.18	76.68	77.18	77.59	76.98	76.27
30	75.09	74.92	74.60	74.48	74.16	74.11	73.64	74.43	74.81	74.60	73.97	73.23
31	71.97	71.92	71.57	71.47	71.47	71.53	71.74	72.03	72.60	72.86	72.71	71.88
平均 Mean	74.78	74.72	74.59	74.52	74.46	74.51	74.76	75.16	75.62	75.75	75.19	74.86

二月逐日各時氣壓 (500m. m. +)

day, in the Month of December 1938. (500m. m. +)

13	14	15	16	17	18	19	20	21	22	23	平 均	日 中	夜 間
											Midn.	Mean	
77.03	76.31	76.01	76.03	76.30	77.04	77.31	77.96	78.21	78.30	78.37	78.31	76.87	
77.24	76.80	76.45	76.23	76.11	76.23	76.41	76.84	77.07	77.04	77.01	76.99	77.51	
76.01	75.41	75.17	75.04	75.13	75.35	75.46	75.99	76.01	76.01	76.01	75.95	76.10	
77.31	76.92	76.93	76.70	76.69	77.27	77.38	77.80	78.02	77.97	77.86	77.76	77.05	
75.11	74.49	74.15	73.94	73.84	74.25	74.26	74.49	74.73	74.60	74.56	74.53	75.58	
73.52	73.37	73.11	72.99	73.19	73.21	73.54	73.84	74.06	73.93	73.92	73.92	73.86	
74.21	73.65	73.53	73.60	73.69	74.01	74.34	74.56	74.78	74.85	74.92	74.93	74.27	
75.33	75.21	75.00	74.85	74.85	74.87	75.16	75.49	75.71	75.80	75.77	75.76	75.51	
75.92	75.30	75.34	75.33	75.32	75.53	75.77	76.09	76.19	76.17	76.16	76.14	75.95	
76.65	76.53	76.33	76.42	76.90	77.10	77.59	77.83	78.04	78.04	78.04	78.04	77.08	
77.33	77.00	76.68	76.46	76.76	76.78	77.23	77.63	77.75	77.77	77.75	77.73	77.79	
77.84	76.63	76.33	76.21	76.22	76.33	76.91	77.27	77.20	77.27	77.27	77.28	77.37	
77.49	76.87	76.66	76.63	76.74	77.15	77.37	77.79	77.92	77.88	77.82	77.72	77.49	
77.72	75.23	74.91	74.88	74.88	74.93	75.95	75.19	75.40	75.34	75.41	75.38	76.14	
77.28	73.83	73.55	73.51	73.62	74.12	74.35	74.38	74.61	74.72	74.82	74.83	74.70	
74.63	74.19	74.15	74.11	74.22	74.25	74.46	74.69	74.91	74.87	74.82	74.78	74.80	
72.69	71.84	71.72	71.78	71.98	72.20	72.41	72.57	72.59	72.69	72.69	72.69	73.23	
71.81	71.51	71.25	71.03	71.12	71.95	71.28	71.49	71.82	71.83	71.83	71.89	72.05	
71.54	70.69	70.27	70.16	70.36	70.67	70.79	71.92	71.24	71.47	71.65	71.62	71.47	
71.63	71.57	71.64	71.81	72.18	72.40	72.82	73.34	73.64	73.62	73.55	73.48	71.88	
71.67	70.84	70.30	69.87	69.76	69.87	69.99	70.12	70.24	70.29	70.34	70.24	71.67	
68.75	68.90	68.56	68.63	69.24	69.14	70.45	70.88	71.71	72.10	72.65	73.00	70.03	
75.02	74.70	74.23	74.00	73.79	74.07	74.55	74.65	75.96	75.05	75.05	75.04	74.84	
72.44	72.01	71.48	71.46	71.56	71.37	71.70	71.92	71.93	71.99	71.88	71.86	73.15	
72.16	71.54	71.48	71.77	72.09	72.29	73.51	74.09	74.54	74.89	74.95	74.95	72.72	
73.32	73.09	72.35	72.31	72.39	72.50	72.90	73.11	73.21	73.20	73.20	73.19	73.87	
71.88	71.23	71.23	71.32	71.52	71.93	72.65	73.25	73.75	73.91	73.91	73.92	72.90	
74.12	73.80	73.60	73.66	73.86	74.18	74.48	74.78	74.88	75.00	75.00	75.00	74.62	
75.50	75.08	74.97	74.76	74.75	74.93	75.92	75.22	75.32	75.50	75.23	75.16	75.57	
72.11	71.51	71.46	71.56	71.35	71.45	71.86	71.85	71.92	71.97	71.97	71.97	73.03	
71.34	70.99	70.85	71.25	71.63	72.12	72.45	72.77	73.09	73.21	73.32	73.38	72.09	
74.22	73.78	73.54	73.48	73.61	73.86	74.18	74.48	74.70	74.74	74.77	74.76	74.56	

中華民國二十七年

Air Temperature at every hour of

日 D.	Air Temperature at every hour of											中 午 Noon.
	1	2	3	4	5	6	7	8	9	10	11	
1	7.5	7.3	6.7	6.6	7.0	7.0	6.8	5.6	6.7	6.3	8.6	9.5
2	9.9	0.8	0.8	0.6	0.6	0.9	1.3	1.9	3.3	4.5	5.8	5.8
3	5.6	5.1	5.1	5.0	4.7	4.6	4.4	4.7	5.1	7.1	9.2	11.1
4	6.1	6.0	5.6	5.4	4.9	4.6	5.0	6.8	8.2	9.8	10.9	11.0
5	3.5	5.2	5.2	5.2	5.3	4.8	4.6	5.3	6.1	7.5	10.9	12.3
6	7.6	7.1	7.0	7.1	6.4	6.1	5.6	6.5	7.3	9.4	11.9	13.2
7	8.6	8.4	8.4	8.1	7.6	7.5	7.4	9.3	10.9	10.9	13.4	14.8
8	8.5	8.4	8.3	7.5	7.3	7.1	7.1	8.6	10.8	11.8	12.8	14.7
9	8.2	8.1	7.6	7.1	6.8	6.8	6.7	8.8	9.3	12.5	13.0	14.5
10	8.3	7.9	7.7	7.7	7.6	7.3	6.9	7.7	8.7	9.3	11.5	13.1
11	9.2	9.2	8.6	7.9	7.7	7.7	7.0	7.7	9.7	10.5	12.3	13.7
12	8.7	8.6	8.5	8.5	8.0	7.5	7.4	7.8	8.9	9.1	11.8	12.1
13	8.3	7.8	7.9	7.8	7.6	7.4	7.2	8.1	9.9	11.6	12.0	12.0
14	8.0	7.8	7.4	7.4	7.0	7.1	6.6	7.2	8.8	10.3	11.5	12.9
15	8.1	7.7	7.0	7.0	6.7	6.1	5.5	7.0	8.7	10.7	12.1	13.4
16	7.4	6.9	6.9	6.9	6.6	6.3	6.1	7.0	8.3	9.7	11.4	13.0
17	6.5	5.9	5.1	4.8	4.6	4.5	4.3	5.4	7.5	8.3	10.2	12.7
18	6.7	5.8	5.2	5.7	5.0	4.7	4.6	5.2	6.5	8.4	10.7	11.8
19	6.1	5.8	5.4	4.9	4.6	4.2	4.3	5.5	7.2	8.8	11.6	13.0
20	5.3	5.4	4.8	3.3	2.9	3.2	3.5	3.9	5.6	7.0	8.8	10.6
21	6.8	6.6	5.9	5.9	5.4	4.7	4.3	5.2	7.2	7.6	9.9	11.7
22	3.7	5.8	5.3	5.3	4.9	4.6	4.2	5.4	6.6	9.3	11.6	13.5
23	2.5	2.0	1.3	1.1	0.7	0.2	0.0	0.0	0.3	0.9	1.8	2.2
24	4.4	4.7	4.8	4.9	4.6	4.5	4.5	4.9	5.2	7.1	8.6	10.2
25	5.5	5.3	5.1	5.1	4.8	4.6	4.7	6.1	8.2	9.6	11.7	13.4
26	-0.8	-2.8	-1.0	-1.1	-1.3	-1.5	-1.4	-1.1	-0.7	-0.4	-0.2	0.2
27	4.3	4.3	4.5	4.5	4.6	4.6	4.4	4.5	5.2	5.4	6.3	7.8
28	2.1	1.3	0.4	-0.5	-0.8	-0.9	-1.0	-1.0	-1.0	-0.4	-0.3	-0.5
29	1.0	0.7	0.4	0.4	0.4	0.4	0.2	0.3	0.0	0.1	0.2	0.1
30	1.0	1.0	1.5	1.8	2.1	2.1	2.0	2.7	2.8	3.2	4.0	4.7
31	3.7	3.6	3.2		2.9	3.1	3.2	3.4	3.6	5.1	7.2	8.6
平均 Mean	5.7	5.5	5.2	5.0	4.8	4.6	4.4	5.2	6.3	7.5	9.0	10.3

十二月逐日各時氣溫 (°C)

day, in the Month of December, 1938. (°C)												
13	14	15	16	17	18	19	20	21	22	23	日 Mdn.	夜 Mean
10.7	9.1	9.7	6.5	4.9	3.6	2.7	2.0	2.0	1.8	1.5	1.3	5.9
6.9	8.2	9.2	10.3	8.5	6.8	6.2	5.8	5.4	5.8	5.8	5.8	4.5
12.8	13.7	14.4	13.7	11.6	8.9	8.2	7.8	7.4	7.1	6.7	6.5	8.0
13.4	12.5	13.2	12.0	12.7	10.4	9.8	7.1	5.6	4.7	4.2	5.9	8.2
13.2	14.5	14.7	13.8	12.5	10.1	9.1	8.6	8.1	7.5	7.8	7.7	8.5
11.6	15.6	16.3	15.6	14.6	11.3	10.7	10.1	9.6	9.4	9.0	8.8	10.0
12.1	17.9	17.9	16.8	15.4	12.4	11.8	10.7	10.1	9.6	9.4	9.3	11.4
16.3	17.9	18.2	17.4	15.4	12.8	11.6	10.6	9.8	9.2	8.8	8.5	11.2
16.0	17.0	17.7	17.9	15.3	11.9	10.8	10.2	9.7	9.7	9.2	8.3	11.0
15.3	16.4	16.8	17.4	16.4	13.4	12.0	11.4	10.8	10.4	10.2	10.2	11.0
14.3	13.6	13.4	13.9	13.3	11.0	10.4	9.2	8.8	8.9	8.8	8.5	10.2
13.1	11.6	13.9	14.7	13.2	10.2	9.7	9.1	9.2	8.9	8.7	8.6	9.8
14.7	15.0	13.1	13.3	13.8	11.1	10.6	10.0	9.5	9.2	8.8	8.2	10.1
14.4	15.0	15.2	14.7	12.2	9.9	9.6	9.2	8.7	7.8	7.9	7.9	9.8
13.7	15.1	15.5	15.1	12.5	10.4	9.1	8.8	8.3	8.1	7.9	7.9	9.7
14.2	15.6	15.8	15.5	13.2	10.5	9.8	9.3	8.6	8.0	7.3	6.6	9.6
12.6	13.7	14.4	14.2	12.4	9.7	8.4	8.0	7.5	7.1	6.8	6.8	8.4
13.1	15.0	14.8	14.2	12.5	9.7	8.4	8.1	7.4	6.9	6.8	6.8	8.5
13.3	14.0	14.4	13.4	11.8	9.1	8.1	7.9	7.6	6.8	5.9	5.8	8.3
10.8	12.2	13.1	13.3	12.5	9.6	9.8	9.0	8.8	8.5	8.0	6.9	7.8
13.4	14.3	14.6	14.4	13.2	10.3	9.3	8.4	7.5	7.5	6.9	6.7	8.7
15.3	15.6	15.5	14.9	13.3	11.1	10.2	9.7	9.1	8.8	8.5	6.4	9.2
3.3	2.9	4.1	4.2	4.7	3.8	3.8	3.8	4.4	4.5	4.9	4.3	2.5
10.8	12.0	12.1	11.9	11.1	8.5	7.6	7.1	6.7	6.0	5.7	5.6	7.2
14.0	14.9	15.1	8.4	8.7	2.5	1.4	0.7	0.1	0.0	-0.5	-0.7	6.2
0.5	1.9	2.8	4.4	5.0	3.9	2.0	1.9	2.5	3.0	3.7	2.4	1.0
8.3	9.1	9.1	10.5	9.3	7.7	7.6	7.7	7.2	6.0	4.3	3.3	6.3
0.0	0.0	0.2	0.6	0.3	0.5	0.6	0.7	1.9	1.1	1.2	1.3	0.2
0.3	0.2	0.2	0.3	0.3	0.7	0.6	0.7	0.8	0.8	0.8	1.0	0.5
4.2	5.2	5.7	5.2	5.6	4.7	4.2	4.1	4.1	4.0	3.9	3.8	3.5
11.6	12.4	12.4	11.9	10.4	8.3	7.4	6.8	6.0	5.3	4.9	4.6	6.7
11.1	12.0	12.4	12.0	10.9	8.5	7.8	7.2	6.8	6.5	6.2	6.0	7.6

中華民國二十七年

Earth Temperature on the Surface of

No. D.	H.	Earth Temperature on the Surface of										
		6	7	8	9	10	11	12	13			
1		5.3	8.0	5.4	8.8	7.2	12.1	13.9	14.9			
2		0.6	1.0	1.8	2.4	5.8	6.8	8.0	8.4			
3		4.7	4.4	4.8	5.8	9.4	11.7	13.4	15.3			
4		4.1	5.7	8.1	11.0	11.8	15.3	14.8	19.0			
5		4.4	4.4	5.7	6.8	9.3	13.7	14.8	15.5			
6		5.7	5.3	6.8	7.9	11.3	14.1	15.4	16.6			
7		7.9	7.4	10.6	13.6	13.5	16.4	17.5	19.8			
8		6.6	7.0	9.8	12.5	14.2	15.9	17.7	19.6			
9		6.6	6.4	10.6	12.0	14.1	16.7	18.4	20.0			
10		7.6	6.7	8.4	10.0	14.2	16.2	17.6	18.4			
11		7.4	6.4	8.4	14.2	14.4	16.7	17.0	17.2			
12		7.6	7.2	8.0	9.4	10.0	15.0	14.2	14.2			
13		7.4	7.9	10.2	12.3	14.6	14.7	16.4	22.0			
14		7.1	6.4	9.0	10.3	12.6	14.6	16.6	17.2			
15		5.3	5.4	8.7	10.8	12.0	14.0	16.0	16.6			
16		5.8	5.8	7.6	11.0	12.9	14.4	16.7	17.2			
17		4.4	4.1	5.4	7.4	10.2	12.2	16.2	16.8			
18		4.1	6.4	6.4	7.5	10.2	13.0	13.9	16.0			
19		3.6	4.4	5.7	8.0	11.9	14.4	16.0	15.2			
20		3.0	3.0	5.9	6.8	8.5	11.6	14.0	13.2			
21		4.4	3.8	5.1	7.2	9.1	12.1	14.5	16.1			
22		1.7	3.7	6.7	8.0	10.8	13.85	15.9	17.4			
23		0.2	0.0	0.2	0.4	1.8	2.9	3.7	5.1			
24		4.8	4.3	4.9	5.8	10.5	10.4	13.0	13.4			
25		4.3	4.6	7.7	12.7	13.6	15.7	16.5	18.4			
26		-1.2	-1.1	-1.1	-9.1	0.0	0.5	0.9	1.6			
27		3.6	4.2	4.5	5.8	6.2	7.3	8.2	8.9			
28		-0.8	-0.9	-9.3	-9.7	-0.2	-0.4	0.0	0.4			
29		0.4	0.2	0.3	0.1	0.6	0.4	0.4	0.6			
30		2.1	2.1	2.9	3.3	3.6	4.5	5.3	5.3			
31		3.0	3.4	4.8	6.8	9.2	10.8	11.8	13.4			
平均 Mean		4.3	4.3	5.9	7.7	9.5	11.5	12.9	14.0			

十二月逐日地面温度(°C)

every day in the Month of December, 1936. (°C)

11	15	16	17	18	19	20	21	平均 Mean
12.3	9.2	7.6	4.6	3.5	2.5	1.7	1.9	7.5
11.0	10.4	11.3	8.0	6.3	5.4	5.3	4.9	6.1
16.3	16.1	13.7	10.9	8.6	7.7	7.2	6.6	9.8
11.4	12.8	14.0	11.7	9.7	8.8	6.2	5.0	10.8
15.0	16.5	14.5	11.5	9.7	8.7	8.2	7.7	10.5
17.4	16.3	15.0	13.9	10.6	10.2	9.3	9.0	11.6
18.9	13.7	17.2	14.4	12.2	11.2	10.2	9.5	13.6
20.1	17.8	17.7	14.8	12.4	11.7	10.0	9.5	13.5
19.4	19.3	18.0	16.2	11.2	10.4	9.7	9.2	13.5
19.3	17.2	19.5	14.7	11.8	11.1	10.5	9.7	13.3
14.8	14.0	14.4	13.2	11.5	10.0	9.4	7.6	12.2
11.9	15.3	16.6	12.4	9.8	9.1	8.6	8.8	11.1
21.0	16.0	17.6	13.0	11.5	10.1	9.7	8.9	13.2
18.2	17.9	14.8	11.4	9.7	9.0	8.7	8.3	11.9
17.4	16.8	15.8	11.9	11.1	8.7	8.4	7.8	11.7
18.5	17.7	15.0	12.3	10.2	9.4	8.8	8.1	12.0
15.5	15.2	15.0	12.4	9.2	8.0	7.3	7.2	10.4
17.3	16.3	14.9	11.7	9.2	7.5	7.6	6.8	10.4
15.0	15.4	14.2	11.1	8.7	7.7	6.9	7.1	10.4
15.4	13.1	15.4	12.7	8.7	8.1	7.6	7.6	9.7
16.2	14.5	14.8	13.2	9.08	8.7	7.9	7.0	10.4
17.0	15.6	15.4	12.8	10.7	9.6	9.2	8.3	11.2
4.2	6.3	5.6	4.8	3.6	3.5	3.5	4.0	3.1
13.6	12.8	12.7	10.5	7.9	7.2	6.6	6.7	9.1
18.7	15.1	8.6	8.6	2.6	1.5	0.9	0.3	9.4
3.5	4.0	3.9	5.6	3.6	1.9	1.3	2.3	1.7
9.3	9.5	10.4	9.0	7.4	7.2	7.3	6.3	7.3
0.4	0.8	0.8	0.7	0.8	0.6	0.8	1.0	0.2
5.4	0.6	0.6	0.6	0.8	0.6	0.8	0.8	0.5
13.7	6.3	7.3	5.8	4.7	4.1	4.1	4.0	4.4
	13.3	12.6	9.6	7.9	6.8	6.3	5.4	8.7
14.0	13.2	12.9	10.4	8.1	7.3	6.8	6.4	9.3

中華民國二十七年十二月逐日地內溫度 (°C)

Earth Temperature of every day in the Month of December, 1938, (°C)

日期 Date	0 cm	5 cm	10 cm	20 cm	25 cm	50 cm	75 cm	100 cm
1	9.2	8.7	9.7	9.9	11.3	12.0	12.9	13.7
2	6.8	7.1	7.7	9.3	11.1	11.9	12.9	13.7
3	9.3	9.0	9.1	9.3	10.7	11.8	12.8	13.7
4	10.6	9.6	9.4	9.5	10.8	11.7	12.8	13.7
5	9.8	9.2	9.3	9.8	10.8	11.6	12.7	13.6
6	10.0	9.3	9.6	9.9	10.7	11.5	12.7	13.5
7	11.8	10.3	10.2	10.1	10.8	11.6	12.6	13.5
8	12.1	10.9	10.8	10.6	10.9	11.6	12.6	13.5
9	13.1	11.8	11.4	11.0	11.1	11.6	12.6	13.4
10	13.1	12.1	11.9	11.6	11.3	11.7	12.6	13.4
11	12.7	11.6	11.8	11.5	11.5	11.9	12.5	13.4
12	11.3	11.2	11.3	11.6	11.8	11.9	12.6	13.3
13	12.6	11.6	11.6	11.5	11.5	12.0	12.7	13.3
14	11.7	10.9	11.1	11.4	11.6	12.0	12.6	13.5
15	10.8	10.2	10.8	11.2	11.6	12.1	12.7	13.3
16	11.1	10.4	10.6	10.8	11.4	11.6	12.7	13.3
17	10.3	9.7	10.0	10.7	11.4	12.0	12.7	13.3
18	9.8	9.3	9.7	10.4	11.3	11.8	12.6	13.3
19	10.4	9.3	9.8	10.3	11.1	11.7	12.6	13.2
20	9.1	8.7	9.1	10.1	11.0	11.7	12.6	13.3
21	9.5	8.7	9.0	9.6	10.8	11.6	12.6	13.2
22	9.4	8.8	9.1	9.7	10.6	11.4	12.4	13.1
23	5.6	6.4	7.3	9.1	10.6	11.4	12.4	13.2
24	9.2	8.6	8.7	9.3	10.3	11.2	12.3	13.1
25	10.8	9.9	9.7	9.5	10.4	11.2	12.2	13.1
26	4.1	5.3	6.6	8.5	10.5	11.2	12.2	13.0
27	7.1	7.0	7.6	8.1	10.0	11.1	12.1	13.0
28	2.7	4.3	5.4	7.7	9.9	10.8	12.0	12.9
29	2.6	3.6	4.5	6.6	9.6	10.7	12.0	12.9
30	4.8	4.8	5.1	6.3	9.1	10.4	11.8	12.8
31	7.8	7.1	7.0	7.1	8.8	10.1	11.6	12.7
平均 Mean	9.3	8.9	9.2	9.8	10.8	11.5	12.5	13.3

中華民國二十七年十二月逐日雲量 (0-10)

Cloud Amount of every day, in Cts. Month of December, 1938. (0-10)

日 D.	1938																					平均 Mean
	6	7	8	9	10	11	12	13	14	15	16	17	18	19	20	21						
1	0.1	1.0	3.5	7.0	9.0	8.0	7.0	7.0	7.5	7.5	6.0	4.0	3.0	4.0	5.5	8.0						5.5
2	10.0	10.0	10.0	10.0	10.0	10.0	10.0	9.5	8.5	8.5	5.5	3.0	1.0	0.0	0.5	0.5						6.6
3	10.0	11.0	9.5	9.5	3.5	0.5	0.5	0.2	0.1	0.1	0.0	0.0	0.0	0.0	0.0	0.0						2.8
4	0.5	0.3	0.4	0.4	1.0	2.0	1.0	1.0	0.5	0.3	0.2	0.2	0.2	0.0	0.7	0.0						0.5
5	3.0	3.0	3.0	2.5	2.5	2.0	0.5	0.2	0.1	0.1	0.0	0.0	0.0	0.0	0.0	0.0						1.1
6	0.0	0.0	0.0	0.0	0.0	0.0	0.0	0.0	0.0	0.0	0.0	0.0	0.0	0.0	0.0	0.0						0.0
7	0.0	0.0	0.0	0.1	0.0	0.0	0.0	0.0	0.0	0.0	0.0	0.0	0.0	0.0	0.0	0.0						0.0
8	0.0	0.0	0.0	0.0	0.5	0.3	0.2	0.1	0.1	0.1	0.1	0.1	0.1	0.0	0.0	0.0						0.0
9	0.1	0.2	0.2	1.5	0.2	0.3	0.2	0.1	0.3	1.5	2.0	0.0	0.2	0.0	0.0	0.2						0.5
10	8.0	7.5	9.0	7.5	7.0	0.5	0.4	0.5	0.5	0.5	0.5	0.5	0.7	0.5	0.5	0.5						2.8
11	8.0	6.0	3.0	4.0	3.5	4.0	4.5	5.5	9.5	9.5	9.0	7.0	2.0	1.0	0.5	X						5.4
12	0.5	4.5	7.0	9.0	10.0	8.5	8.0	9.5	9.5	7.0	6.5	3.0	3.0	3.0	2.5	0.0						5.9
13	6.1	1.0	2.0	2.0	4.0	5.0	6.0	4.0	3.5	3.0	3.0	3.0	2.0	1.0	0.5	0.2						2.5
14	10.0	9.5	2.5	2.0	3.0	3.0	1.5	1.5	3.0	2.5	0.5	0.5	0.5	0.3	0.1	0.0						2.5
15	1.5	9.5	0.5	0.2	0.5	0.6	0.3	0.2	1.0	1.5	2.0	1.0	0.1	0.0	0.0	0.0						0.6
16	0.0	0.0	0.0	0.0	0.0	0.0	0.0	0.0	0.0	0.0	0.0	0.0	0.0	0.0	0.0	0.0						0.0
17	0.0	0.0	0.1	0.4	0.2	0.1	0.1	0.1	0.2	0.3	0.1	0.0	0.0	0.0	0.0	0.0						0.0
18	0.1	0.1	0.1	1.1	0.1	0.0	0.0	0.0	0.0	0.0	0.0	0.0	0.0	0.0	0.0	0.0						0.1
19	0.1	0.1	0.7	1.6	0.2	0.1	0.0	0.0	0.0	0.0	0.0	0.0	0.0	0.0	0.0	0.0						0.0
20	0.5	1.0	0.5	0.3	0.2	0.1	0.1	0.1	0.0	0.0	0.0	0.0	0.0	0.0	0.0	0.0						0.1
21	0.0	9.5	0.0	9.0	0.1	3.5	0.5	0.1	0.1	0.0	0.0	0.1	0.0	0.0	0.0	0.0						0.2
22	0.9	9.0	0.0	0.0	0.0	0.0	0.0	0.0	0.2	2.5	0.3	0.2	0.2	0.0	0.0	0.0						0.1
23	10.0	10.0	10.0	10.0	10.0	10.0	10.0	10.0	10.0	10.0	10.0	10.0	10.0	10.0	10.0	10.0						0.3
24	8.5	8.0	8.5	9.5	2.2	9.0	7.0	5.0	0.7	0.4	0.5	0.4	0.5	0.2	0.1	0.0						9.2
25	4.0	3.5	3.2	3.0	2.2	2.5	5.0	6.5	6.5	6.5	6.9	8.5	10.0	10.0	10.0	10.0						4.2
26	10.0	10.0	10.0	10.0	10.0	10.0	10.0	10.0	10.0	10.0	10.0	9.5	8.0	8.5	7.0	5.0						6.2
27	10.0	9.5	10.0	10.0	10.0	8.5	9.0	9.5	9.0	8.5	8.9	8.5	8.0	9.5	9.5	8.0						8.9
28	10.0	10.0	10.0	10.0	10.0	10.0	10.0	10.0	10.0	10.0	10.0	10.0	10.0	10.0	10.0	10.0						9.1
29	10.0	10.0	10.0	10.0	10.0	10.0	10.0	10.0	10.0	10.0	10.0	10.0	10.0	10.0	10.0	10.0						10.0
30	10.0	10.0	10.0	10.0	10.0	10.0	10.0	10.0	10.0	10.0	9.5	9.9	8.5	9.5	10.0	10.0						10.0
31	0.5	0.3	0.3	0.3	1.0	0.5	0.2	0.1	0.1	0.1	0.1	0.0	0.0	0.0	0.0	0.0						9.8
平均 Mean	4.0	4.1	4.0	4.2	4.1	3.7	3.6	3.7	3.6	3.5	3.2	2.8	2.5	2.5	2.4	2.5						3.4

中華民國二十七年十月

Absolute Humidity at every hour of

時	1	2	3	4	5	6	7	8	9	10	11	中午 Noon
1	6.19	6.18	6.23	6.36	6.29	6.29	6.19	6.46	6.49	6.29	6.99	7.68
2	4.89	4.85	4.85	4.85	4.78	4.78	4.89	5.03	5.25	6.64	6.08	6.23
3	6.74	6.73	6.42	6.46	6.32	6.36	6.28	6.41	6.59	6.59	6.49	6.02
4	5.87	5.82	5.90	5.89	6.05	6.00	6.09	6.88	6.88	6.74	6.38	6.44
5	5.81	5.97	5.97	6.22	6.26	6.15	6.28	6.68	6.88	7.03	7.31	6.20
6	5.55	5.66	5.53	5.49	5.59	5.54	5.73	5.80	6.27	5.89	5.73	5.50
7	5.42	5.41	5.33	5.36	5.38	5.34	5.26	5.67	6.11	6.38	6.63	6.58
8	6.50	6.45	6.49	6.71	6.70	6.68	5.99	6.64	7.25	7.25	7.44	7.19
9	7.42	7.36	7.47	7.30	7.41	7.32	7.18	7.33	8.21	7.98	7.66	7.19
10						7.58	7.37	7.43	7.60	7.83	7.74	7.19
11	7.31	7.49	7.55	7.54	7.62	7.62	7.33	7.33	6.45	7.93	8.22	
12	8.25	8.29	8.23	8.14	7.96	7.77	7.64	7.94	8.28	8.29	8.22	
13	8.93	8.60	8.60	7.85	7.73	7.73	7.52	7.83	8.56	8.59	8.18	
14	6.31	6.50	6.74	7.00	6.89	7.12	6.96	7.17	7.66	7.63	6.62	
15	5.79	5.85	5.95	5.86	5.89	5.95	5.77	5.61	5.72	5.81	5.55	
16	6.31	6.50	6.42	6.16	6.10	5.30	5.14	5.29	5.28	5.77	5.73	
17	5.50	5.62	5.75	5.80	5.72	5.76	5.91	6.06	6.53	6.31	5.94	
18	5.61	5.90	5.76	5.86	5.80	5.59	6.48	5.36	5.48	5.41	4.80	
19	5.87	5.74	5.81	5.93	5.87	5.78	5.73	6.11	6.65	7.38	5.67	5.04
20	5.22	5.18	5.31	5.33	5.41	5.50	4.96	3.81	4.78	4.49	4.28	4.50
21	4.16	4.39	4.66	4.58	4.62	4.73	3.97	4.31	4.73	5.06	5.35	5.02
22	5.06	5.03	5.14	5.15	5.16	4.99	4.24	4.16	4.09	4.50	3.63	4.00
23	4.23	4.33	4.24	4.23	3.97	3.89	4.11	4.11	4.11	4.30	4.47	4.61
24	5.95	5.91	6.04	6.09	6.20	6.15	6.15	6.17	6.30	6.51	6.46	6.03
25	6.60	6.59	6.59	6.59	6.45	6.36	6.24	6.53	6.62	6.88	7.32	6.35
26						4.06	4.09	4.19	4.33	4.44	4.51	4.48
27	5.91	5.99	6.15	6.15	6.28	6.36	6.28	6.32	6.55	6.64	6.39	5.91
28						4.26	4.22	4.22	4.22	4.44	4.48	4.40
29	4.92	4.82	4.72	4.72	4.72	4.72	4.65	4.68	4.58	4.61	4.65	4.61
30	4.92	4.92	5.11	5.22	5.33	5.33	5.29	5.56	5.61	5.76	6.10	6.11
31	5.97	5.94	5.76	5.64	5.72	5.60	5.45	5.61	5.93	5.95	5.52	5.24
平均 Mean	5.96	5.98	6.01	6.02	6.01	5.89	5.75	5.91	6.13	6.27	6.16	7.98

二月逐日各時絕對濕度 (m.m.)

day, in the Month of December, 1938. (m.m.)

13	14	15	16	17	18	19	20	21	22	23	平 日 Midn.	平 日 Mean
7.10	6.79	5.43	5.79	5.43	5.22	5.19	4.84	4.92	4.84	4.88	4.88	5.93
6.41	6.70	6.73	6.68	6.85	6.27	6.42	6.48	6.48	6.48	6.74	6.74	5.69
5.83	5.39	5.76	5.85	5.94	5.22	4.99	5.30	5.71	5.82	5.72	5.79	6.04
6.54	6.60	6.89	6.70	6.42	6.21	6.00	6.34	5.97	6.08	5.70	5.78	6.26
6.34	6.62	6.13	5.91	5.86	5.80	5.71	5.72	5.79	5.86	5.90	5.76	6.15
5.81	5.70	5.53	5.32	5.62	5.69	5.63	5.71	5.73	5.55	5.52	5.52	5.65
5.68	5.97	6.16	6.00	5.78	5.71	5.68	5.33	6.06	6.25	6.24	6.28	5.86
6.39	6.97	6.25	6.87	6.93	6.39	6.67	7.23	7.54	7.58	7.46	7.49	6.90
7.29	7.43	8.00	7.61	5.71	5.90	6.33	7.19	7.39				7.32
7.06	5.84	6.19	6.26	6.74	6.04	6.41	6.65	6.41	6.56	6.64	6.92	6.94
4.47	8.34	8.11	8.22	8.35	8.32	8.25	8.35	8.50	8.55	8.22	8.23	7.96
4.92	7.41	8.32	8.41	7.98	7.77	7.95	8.10	8.06	8.08	8.07	8.01	8.66
8.00	5.92	6.17	6.09	6.66	6.58	5.69	5.92	6.10	6.31	6.28	6.52	7.19
8.07	6.20	5.94	6.13	5.07	5.33	5.12	5.37	5.56	5.73	5.78	5.78	6.54
4.63	5.42	5.45	5.52	5.86	5.86	5.91	6.03	6.04	6.12	6.20	6.29	5.78
4.39	5.38	6.19	5.74	5.30	5.01	4.96	5.15	5.26	5.48	5.50	5.52	5.65
5.46	5.68	5.69	5.67	5.27	5.18	5.25	5.63	5.84	5.74	5.85	5.78	5.76
4.74	5.35	5.26	5.30	4.98	4.59	4.85	5.20	5.46	5.57	5.61	5.61	5.31
4.93	4.38	4.17	3.88	4.12	4.24	4.57	4.63	4.90	5.12	5.22	5.18	5.30
4.26	4.82	4.39	3.89	5.91	3.81	3.82	4.04	4.04	4.15	4.26	4.20	4.52
4.46	5.21	4.09	4.03	4.11	4.37	4.42	4.53	4.70	4.62	4.76	4.83	4.53
4.50	5.09	4.11	4.16	4.08	4.14	4.24	4.35	4.37	4.51	4.46	4.70	4.46
4.66	4.87	5.03	5.15	5.35	5.22	5.22	5.53	5.67	5.59	5.74	5.74	4.77
6.07	5.96	6.12	6.11	6.07	6.32	6.28	6.42	6.58	6.76	6.62	6.65	6.25
6.31	5.98	6.09	5.93	7.79	5.18	4.91	4.74	4.61				6.22
4.46	5.21	5.52	5.74	6.21	5.80	5.21	5.25	5.49	5.68	5.66	5.45	4.97
5.97	5.84	5.84	5.91	5.94	6.11	6.16	6.63	6.73				6.19
4.58	4.48	4.35	4.35	4.47	4.39	4.78	4.82	4.92	4.96	4.84	4.88	4.53
4.68	4.55	4.63	4.68	4.68	4.82	4.75	4.82	4.85	4.85	4.85	4.92	4.73
6.10	6.63	6.62	6.68	6.48	6.32	6.10	6.14	6.13	6.10	6.06	6.02	5.98
5.06	4.93	4.84	4.95	5.25	5.12	5.39	5.52	5.58	5.68	5.93	5.95	5.52
5.85	5.81	5.82	5.80	5.83	5.59	5.57	5.77	5.85	5.88	5.88	5.91	5.90

中華民國二十七年十月

Relative Humidity at every hour of day												
時日	1	2	3	4	5	6	7	8	9	10	11	中午 Noon
1	79.6	80.6	84.7	87.1	83.8	83.8	83.5	93.6	88.2	87.9	92.2	80.0
2	100.0	100.0	100.0	100.0	100.0	100.0	100.0	100.0	100.0	97.2	96.2	90.0
3	99.1	100.0	97.5	98.8	98.7	100.0	100.0	100.0	100.0	87.1	74.4	60.8
4	83.2	83.1	86.6	87.6	93.1	93.0	93.1	93.0	83.1	73.9	63.3	65.4
5	98.7	90.1	90.1	93.8	93.8	95.5	98.8	100.0	97.5	88.6	96.3	77.8
6	70.9	74.8	73.6	72.5	77.5	76.5	87.0	80.0	82.0	66.5	54.8	48.4
7	65.0	65.4	65.0	66.2	68.6	68.6	68.1	66.0	62.5	63.2	57.5	52.1
8	78.1	78.0	79.1	86.2	85.4	88.3	79.1	79.2	74.6	69.8	97.1	67.3
9	99.9	90.9	95.4	96.7	100.0	96.8	97.6	93.4	93.4	73.2	68.2	62.5
10						98.9	98.8	94.3	89.0		76.0	67.3
11	83.7	85.8	90.1	94.3	96.7	96.7	97.6	93.0	71.4	83.3	76.6	70.0
12	97.6	93.8	98.7	97.6	98.8	100.0	99.0	100.0	96.9	95.6	79.2	73.3
13	97.6	100.0	98.8	98.8	98.7	100.0	98.7	96.7	93.6	83.8	88.4	70.0
14	80.9	81.9	87.3	96.7	91.7	95.4	95.2	94.1	90.2	81.2	65.0	54.8
15	71.4	74.2	79.2	78.0	80.0	84.3	85.2	74.7	67.8	60.2	52.4	45.0
16	81.7	87.3	86.1	82.6	83.5	84.2	72.8	70.4	64.3	63.9	56.7	50.0
17	75.6	80.7	87.1	90.0	90.0	91.1	94.9	90.0	83.5	75.9	63.7	55.0
18	75.9	86.1	83.4	86.1	88.6	87.2	86.3	80.9	75.3	65.4	49.7	42.9
19	83.1	83.1	86.3	91.2	92.3	93.4	92.0	90.3	87.3	86.9	56.6	43.9
20	77.1	77.1	82.3	91.9	95.9	90.3	84.2	62.9	70.1	59.9	50.4	46.9
21	56.1	60.1	67.0	65.8	58.7	73.8	63.7	63.0	62.1	64.6	58.5	48.7
22	73.7	72.7	75.9	76.9	78.8	78.8	68.3	61.6	56.0	51.2	36.2	34.3
23	80.8	81.9	84.3	85.3	88.4	83.7	89.7	89.7	87.8	87.7	85.6	85.8
24	94.9	92.2	93.5	93.5	97.3	97.3	97.3	94.9	95.0	86.9	77.1	64.6
25	97.5	98.7	100.0	100.0	100.0	100.0	97.3	93.2	81.5	77.3	71.0	55.1
26						100.0	100.0	100.0	100.0	100.0	100.0	96.3
27	94.8	94.8	97.6	97.6	98.8	100.0	100.0	100.0	98.8	98.7	89.3	74.4
28						100.0	100.0	100.0	100.0	100.0	100.0	100.0
29	100.0	100.0	100.0	100.0	100.0	100.0	100.0	100.0	100.0	100.0	100.0	100.0
30	100.0	100.0	100.0	100.0	100.0	100.0	100.0	100.0	100.0	100.0	100.0	100.0
31	100.0	100.0	100.0	100.0	100.0	95.4	93.6	94.9	90.0	79.4	65.9	56.2
平均 Mean	85.4	86.4	88.2	89.6	90.9	92.2	91.0	88.8	85.3	86.6	72.9	63.3

二月逐日各時相對濕度 (%)

in the Month of December, 1938. (%)												
13	14	15	15	17	18	19	20	21	22	23	午夜 Midn.	平均 Mean
73.6	78.1	60.1	79.7	83.6	88.0	91.7	91.5	93.0	92.8	95.5	97.1	85.0
86.0	82.1	77.3	78.2	82.3	84.6	90.3	93.7	95.3	93.7	97.4	97.4	93.2
52.6	45.1	48.5	49.8	58.0	61.1	61.2	66.8	74.0	76.9	77.8	79.8	77.8
56.8	60.8	60.6	63.7	58.3	66.0	67.1	83.8	87.7	94.9	93.0	83.4	78.2
55.7	48.9	48.9	49.2	53.9	62.0	66.2	69.1	71.5	73.3	74.3	73.2	77.0
46.9	42.9	39.8	49.0	45.1	56.8	58.6	61.0	63.9	62.7	64.1	65.0	63.1
32.0	38.8	32.9	41.8	14.3	52.9	54.7	61.5	65.4	69.7	70.5	71.4	58.6
40.5	45.3	39.9	46.1	52.8	57.0	65.1	75.4	84.0	86.1	87.3	90.0	71.0
48	51.1	52.6	49.5	43.8	56.5	65.2	77.1	81.8				75.4
1	48.2	43.1	42.0	48.1	52.4	60.2	65.8	65.9	68.3	71.2	74.2	68.9
7	71.4	70.3	69.0	72.2	86.5	87.2	93.6	100.0	100.0	96.8	98.8	85.7
7	76.2	69.8	66.9	70.7	83.3	88.2	93.4	92.2	94.3	95.6	95.5	88.9
7	46.3	55.8	53.1	56.3	66.4	58.4	64.3	68.9	72.3	74.0	79.9	78.8
7	48.5	45.8	48.8	56.9	60.4	57.1	61.5	65.9	72.2	72.3	72.3	71.6
7	42.1	41.3	42.9	53.7	61.9	68.2	71.0	73.6	75.6	77.6	78.7	65.9
9	45.0	48.2	43.5	48.3	52.9	54.6	58.6	62.8	68.1	71.7	75.5	64.2
9	48.3	45.5	46.7	48.8	57.4	63.5	72.4	75.1	73.8	78.9	78.0	71.6
12.0	41.9	41.7	45.3	45.8	50.0	58.7	64.2	70.7	74.9	75.8	75.8	66.6
43.1	38.2	33.8	33.5	39.7	48.9	52.7	58.0	62.0	69.1	79.1	74.9	67.4
43.8	45.2	38.8	34.0	36.3	42.5	42.0	46.9	47.6	49.9	52.9	56.3	59.4
38.7	34.4	32.8	33.0	35.1	48.5	50.3	55.0	60.4	59.4	63.8	65.6	55.4
34.5	30.4	31.1	32.8	35.6	42.0	45.4	48.2	52.0	53.1	53.7	55.2	53.7
80.3	86.3	81.9	83.2	85.3	83.7	85.2	92.0	89.8	88.5	92.1	92.1	86.1
62.1	56.7	57.6	58.5	61.4	76.0	60.2	84.8	89.3	56.4	90.4	97.3	83.4
52.5	47.1	47.3	71.7	92.3	94.5	96.8	98.3	100.0				84.4
93.9	74.5	98.6	93.3	95.0	95.7	96.8	100.0	100.0	100.0	94.8	100.0	95.8
72.7	67.4	67.4	62.9	67.6	77.6	78.7	84.1	88.3				86.3
100.0	97.8	96.5	91.0	94.2	92.7	100.0	100.0	100.0	100.0	97.6	97.6	98.3
100.0	100.0	100.0	100.0	100.0	100.0	100.0	100.0	100.0	100.0	100.0	100.0	100.0
98.8	100.0	96.4	93.9	95.0	98.8	98.8	100.0	100.0	100.0	100.0	100.0	99.2
49.4	45.6	44.8	47.4	55.6	52.4	69.9	74.5	79.6	85.0	91.2	93.6	78.1
60.0	57.6	56.4	57.7	61.8	68.4	71.4	76.4	79.5	80.5	81.8	83.2	77.1

中華民國二十七年十月

Form and Direction of Clouds of every

時日	6		7		8		9		10		11	
	狀	向	狀	向	狀	向	狀	向	狀	向	狀	向
類別	For.	Dir.	For.	Dir.	For.	Dir.	For.	Dir.	For.	Dir.	For.	Dir.
1	S	ESE	S	ESE	S	ESF	S	ESE	S	E	S	ESE
2											S	
3					S	WSW	S	WSW	SK	WSW	SK	
4	C		C		C		C		S		SK	
5	S								SK		SK	W
6												
7							C					
8									C		CS	
9	CS		C		C		S		S		SK	
10	S		S	WSW	S	WSW	SK		SK		SK	
11	SK		SK	SW	SK	SW	SK	SSW	SK		SK	W
12	S		S		S		S		SK		SK	WSW
13	S		S		S		S		SK		SK	W
14	S		SK		SK	SW	SK	SW	SK	SW	K	SW
15	SK		SK		SK		FK		FK		FK	WSW
16												
17			SK		SK		FK		FK		FK	
18	FS		FS		FK		FK		FK			
19	FS		FS		FS		FS	WSW	FS		FK	
20	C		C		C		C		C		K	
21			C						C		C	
22												
23	SK		SK		SK		SK		SK		SK	ESE
24	S		SK	WSW	SK	WSW	SK	WSW	SK	WSW	SK	WSW
25	C		C		C		C		C		C	
26									N		N	
27	S		S		S		S		SK		SK	WSW
28											N	
29	N		N		N		N		N		N	
30	N		N						N		N	
31	S		FS		FS		FS		FS		FK	

二月 逐日 最多 雲 狀 及 雲 向

day, in the Month of December, 1938.

12		13		14		15		16		17		日期 Date
狀 For.	向 Dir.	狀 For.	向 Dir.	狀 For.	向 Dir.	狀 For.	向 Dir.	狀 For.	向 Dir.	狀 For.	向 Dir.	
SK		SK	ESE	SK	ESE	SK	ESE	SK	ESE	SK	ESE	1
S		SK		SK		SK	WSW	SK	WSW	SK	WSW	2
FK		FK		FK		FK		FK				3
K		K		K		K		K		C		4
K	W	FK		FK		FK		FK				5
												6
CS		CS		CS		CS		CS		CS		7
SK		SK		C		C	W	C	WSW	C		8
SK		SK		C		C		AK		AK		9
												10
SK	WSW	SK	WSW	SK	WSW	SK	WSW	SK	WSW	SK	WSW	11
SK	WSW	SK	WSW	SK	WSW	SK	WSW	SK	WSW	SK	WSW	12
SK		K		K		K		K		AK		13
K		FK		C		C		FK		FK		14
PK		FK		PK	W	FK		FK	W	FK		15
												16
FK		FK		FK		CS		CS				17
												18
K		K										19
												20
C		C		C		C	W	C		C		21
SK		SK		SK		SK	SW	SK	SW	SK	WSW	22
SK	WSW	SK	WSW	SK	WSW	SK	WSW	SK	WSW	SK	WSW	23
C		C		C		C		C		C		24
												25
N		N		N		N		N		N		26
SK	WSW	SK	SW	SK	WSW	SK	WSW	SK	WSW	SK	WSW	27
N		N		N		N		N		N		28
N		N	SSW	N		N	WSW	N	WSW	N		29
PK		FK		PK		FK		SK	WSW	SK		30
								C				31

中華民國二十七年十二月

Wind Direction and Wind Velocity of

時 日	Wind Direction and Wind Velocity of															
	6	7		8		9		10		11		12		13		
類別 D.	向 Dir.	速 Vel.	向 Dir.	速 Vel.	向 Dir.	速 Vel.	向 Dir.	速 Vel.	向 Dir.	速 Vel.	向 Dir.	速 Vel.	向 Dir.	速 Vel.		
1	SSW	2.9	SSW	4.0	ENE	4.7	RNE	9.4	ENE	8.7	ENE	7.0	ENE	9.1	ENE	11.3
2	NE	6.0	ENE	8.0	ENE	7.0	NE	2.5	C	0.0	W	2.2	SW	7.2	SW	8.8
3	SW	13.2	SW	11.0	SW	12.3	SW	12.2	WSW	13.1	WSW	12.2	WSW	10.2	WSW	12.2
4	SSW	7.6	E	1.9	ENE	7.3	ENE	8.3	NE	7.0	ENE	6.5	ENE	8.3	SSW	5.1
5	SSW	8.9	SW	9.2	SW	10.0	SW	12.6	SSW	12.0	SSW	13.7	SW	11.9	SW	15.3
6	SW	17.8	SW	17.3	SW	11.0	SW	16.4	SW	14.3	SW	15.9	WSW	16.6	SW	18.1
7	SSW	4.5	SSW	8.6	SSW	7.7	SSW	7.3	SSW	9.7	SSW	8.5	SSW	12.0	SW	13.6
8	SSW	6.9	SSW	6.6	SSW	6.9	SSW	5.9	SSW	6.0	SW	8.9	SW	9.7	SSW	11.6
9	SSW	10.5	SW	4.3	SSW	2.4	SSW	4.3	SSW	6.3	SSW	7.6	SW	8.7	SW	11.6
10	SSW	8.9	SSW	9.3	SSW	7.6	SSW	8.2	SW	5.7	SW	7.7	WSW	8.7	SW	11.6
11	S	9.7	SSW	6.9	SSW	5.3	SSW	3.3	SW	7.5	SSW	7.7	SSW	9.5	SW	11.6
12	SW	5.7	SSW	10.1	SW	7.7	SSW	8.3	SW	6.3	SW	9.7	WSW	8.3	SW	11.6
13	SW	7.9	SW	8.7	SW	7.3	W	0.9	C	0.0	SW	4.4	SW	1.2	SW	11.6
14	SW	9.0	SSW	7.1	SSW	8.6	SSW	9.7	SW	12.5	WSW	12.5	WSW	12.4	SW	11.6
15	SW	10.2	SW	11.1	SW	11.3	SW	10.6	WSW	14.3	SW	18.2	WSW	10.2	SW	11.6
16	SW	17.0	SW	13.4	SSW	9.6	SSW	8.8	SSW	10.0	SSW	9.5	SW	10.7	SW	11.6
17	SSW	9.3	SW	10.1	SW	10.7	SW	8.4	SW	12.6	SW	16.3	SW	13.6	SW	11.6
18	SW	15.0	SW	12.9	SW	14.6	WSW	16.7	SW	16.0	WSW	15.7	SW	16.4	SW	11.6
19	SW	10.2	SW	11.6	SW	8.5	SW	10.9	SW	8.3	SSW	8.6	SW	14.5	WSW	13.1
20	SW	14.5	SW	11.3	WSW	9.1	SW	15.9	SW	18.9	WSW	15.9	SW	11.1	SW	16.9
21	SW	8.3	SSW	11.3	SW	9.3	SSW	9.6	SW	8.5	SW	11.2	SW	13.9	SW	13.6
22	SW	12.2	SSW	11.3	SW	11.2	SW	13.1	SW	15.1	SW	18.1	WSW	18.5	SW	14.9
23	ENE	14.3	ENE	14.3	ENE	12.8	ENE	11.7	ENE	10.9	ENE	7.8	ENE	6.6	NE	5.7
24	S	8.3	S	6.2	SSW	6.9	SSW	8.2	SSW	9.4	SSW	11.8	SW	12.0	SW	13.6
25	S	9.4	S	6.5	SSW	7.8	S	2.8	S	2.4	SW	8.1	SSW	9.2	S	5.4
26	NE	12.1	NE	10.1	NE	8.9	NE	6.3	NE	7.1	NE	5.7	NNE	3.3	E	3.1
27	S	10.1	S	8.4	S	7.1	S	8.6	SSW	9.0	SSW	15.4	SW	15.0	SW	12.5
28	NE	12.2	NE	9.4	ENE	9.6	ENE	9.6	ENE	8.1	ENE	8.3	ENE	7.5	NE	6.0
29	NE	11.3	ENE	10.4	ENE	10.5	ENE	9.8	E	8.2	ENE	8.0	E	7.1	E	5.0
30	SSW	7.6	SSW	11.7	SSW	8.0	SSW	10.4	SW	9.7	SSW	11.3	SW	10.7	SSW	13.7
31	SW	15.6	SW	17.9	SW	18.9	SW	14.3	SW	17.6	SW	18.9	SW	17.3	SW	13.1
平均																
Mean		10.4		9.7		9.2		9.3		9.0		10.8		11.0		10.7

中華民國二十七年十月

Precipitation Amount at every hour of day.

日 D.	Hour											
	0-1	1-2	2-3	3-4	4-5	5-6	6-7	7-8	8-9	9-10	10-11	11-12
1												
2												
3								T				
4									T			
5												
6												
7												
8												
9												
10												
11												
12						d0.3						
13												
14												
15												
16												
17												
18												
19												
20												
21												
22												
23												
24												
25						d0.2						
26						T	T	T	T	T	0.5	1.0
27												
28							T	T	T	T	0.1	0.1
29												
30	T	T	0.1		T	0.1	0.2	0.3	0.2	0.2	0.2	0.1
31												
總計 Total	T	T	0.1		T	0.6	0.3	0.3	0.2	0.2	0.8	1.2

d=Dew

二月 逐日 各時 降水量 (mm)

in the Month of December, 1938. (mm)

12-13	13-14	14-15	15-16	16-17	17-18	18-19	19-20	20-21	21-22	22-23	23-24	總計 Total
												T
												0.3
												0.2
0.1												1.6
0.1	0.2	T				T	0.1	T		0.1		0.2
												1.8
												0.2
0.2	0.2	T				T	0.1	T		0.1		4.3

中華民國二十七年十二月

Daily Values of Meteorological Elements

日期 Date	氣壓 pressure (570mm+)	氣溫 Temperature (°C)					濕度 Humidity		雲量 Amount of cloud 0-10	日照時數 Duration of Sunshine h
		平均 Mean	最高 Max.	最低 Min.	較表 地面 Range Surface	絕對 Absolute mm	相對 Relative %			
1	6.87	3.9	11.3	1.3	10.2	7.5	5.93	85.0	3.5	8.4
2	7.37	4.5	10.7	0.6	10.1	6.1	5.69	93.2	6.6	3.8
3	6.10	8.0	14.5	4.1	10.4	9.8	6.04	77.5	2.8	8.3
4	7.05	8.2	14.5	4.2	10.3	10.8	6.26	78.2	0.5	10.3
5	5.38	8.5	15.2	2.9	12.3	10.5	6.15	77.0	1.1	8.1
6	3.86	10.0	16.4	5.2	11.2	11.6	5.65	63.1	0.0	10.5
7	4.27	11.4	18.2	7.0	11.2	13.5	5.86	58.6	0.0	10.6
8	5.31	11.2	18.2	6.8	11.4	13.5	6.90	71.0	0.1	10.5
9	3.95	11.0	18.2	6.1	12.1	13.5	7.32	75.8	0.3	10.6
10	7.08	11.0	17.5	6.5	11.0	13.3	6.94	68.9	3.8	9.2
11	7.79	10.2	14.5	6.8	7.7	12.3	7.96	85.7	5.4	7.4
12	7.37	9.9	14.7	6.9	7.8	11.1	8.06	88.9	5.9	5.3
13	7.49	10.1	15.4	6.7	8.7	13.2	7.19	78.8	2.5	10.1
14	6.14	9.8	15.8	6.2	9.3	11.9	6.34	71.6	2.5	9.2
15	4.70	9.7	15.5	5.2	10.3	11.7	5.78	65.9	0.6	10.3
16	4.80	9.6	16.4	5.8	10.6	12.9	5.65	64.9	0.0	10.5
17	3.28	8.4	15.1	4.0	11.1	10.4	5.76	71.6	0.1	10.4
18	2.05	8.5	15.2	4.2	11.0	10.4	5.35	66.6	0.0	10.5
19	1.47	8.3	14.5	3.6	10.9	10.1	5.30	67.4	0.1	10.3
20	1.88	7.8	13.8	2.8	11.2	9.7	4.52	59.4	0.2	10.1
21	1.67	8.1	14.9	3.8	11.1	10.4	4.53	55.4	0.1	10.3
22	0.93	9.2	16.1	3.8	12.3	11.2	4.46	53.7	0.3	10.4
23	4.84	2.5	4.9	-0.2	5.1	3.1	4.77	86.1	9.9	0.8
24	3.15	7.2	12.4	3.8	8.6	9.1	6.25	83.4	4.2	8.0
25	2.72	6.2	15.6	-0.7	16.3	9.4	9.22	84.4	6.2	9.9
26	3.87	1.0	3.7	-1.5	6.8	1.7	4.99	96.8	8.9	1.1
27	2.90	6.5	10.5	3.3	7.2	7.5	6.19	86.3	9.1	4.8
28	4.62	0.2	1.5	-1.4	2.9	0.2	4.53	98.3	10.0	0.0
29	5.57	0.5	1.3	-0.1	1.4	0.5	4.73	100.0	10.0	0.0
30	3.03	3.5	6.4	0.5	5.9	4.4	5.87	99.2	9.8	0.4
31	2.09	6.7	12.8	2.6	10.2	8.7	5.52	78.1	0.2	10.4
總數或平均 T. or M.	4.66	7.6	13.1	3.6	9.6	9.3	5.90	77.1	3.4	241.6

月 逐 日 氣 象 平 均 要 素 表

in the Month of December, 1938.

太陽熱力 Solar Radiation (°C)		風 Wind		霧 量 Fog	降 水 量 Precipitation		能 見 度 Vis.	蒸 發 量 Amount of Evap. mm	雜 項 Miscell- aneous Informa- tions
黑 球 B. bulb	白 球 w. bulb	平 均 速 Mean vel. m/s	最 多 向 Dir. Domin.	Temp. (°C)	量 Amf. mm	時 數 Dur. h	0-9		
42.2	36.7	9.7	ENE	1.3			6.7	1.2	
38.5	22.4	7.4	SSW	0.6	T		3.8	0.8	
37.5	23.8	12.5	SW	0.6			6.2	3.8	
37.6	24.1	7.2	ENE	4.2			8.2	2.4	
37.9	24.4	13.5	SW	0.5			6.3	0.9	
44.1	25.4	15.6	SW	4.4			8.8	1.4	
46.9	27.3	11.2	SSW	5.6			8.9	1.6	
39.5	27.0	10.2	SSW	5.1			9.0	1.3	
39.2	26.8	8.2	SSW	5.4			7.9	1.0	
38.5	26.0	7.8	SSW	6.2			6.3	0.6	
9.0	25.7	9.2	SSW	4.9			7.1	0.4	
7.5	26.4	9.7	SW	6.4			6.4	0.7	
9.6	26.0	5.2	SW	6.4	d9.3		8.2	0.8	
38.1	24.5	11.2	SW	5.6			7.9	1.1	
37.5	25.0	12.1	SW	4.2			5.8	1.2	
38.3	25.0	11.6	SW	5.2			9.0	1.2	
36.8	24.7	13.2	SW	3.0			8.8	1.0	
37.2	25.0	12.7	SW	3.4			9.0	1.4	
36.7	24.8	13.0	SW	2.9			8.8	1.4	
35.5	23.8	11.3	SW	1.7			8.8	1.7	
36.6	23.0	14.1	SW	2.8			8.8	1.4	
37.2	26.5	14.4	SW	2.7			9.0	1.4	
14.8	10.3	6.6	ENE	0.2			6.8	0.0	
38.7	27.2	11.9	SSW	3.0			6.8	0.7	
37.5	32.2	9.7	S	0.7	d0.2		7.0	0.7	
21.8	15.0	6.0	NE	-1.5	1.6	2.1	0.1	0.3	
38.0	26.0	11.6	SSW	3.3			4.8	1.9	
		6.2	ENE	-1.4	0.2	0.7	0.0	0.0	
		6.8	E	0.1	1.8	10.5	0.0	0.0	
19.0	13.8	11.4	SSW	0.5	0.2	1.8	3.3	0.3	
35.0	24.0	15.4	SW	2.2			6.5	1.0	
		10.5	SW	2.8	4.3	15.1	6.8	33.6	

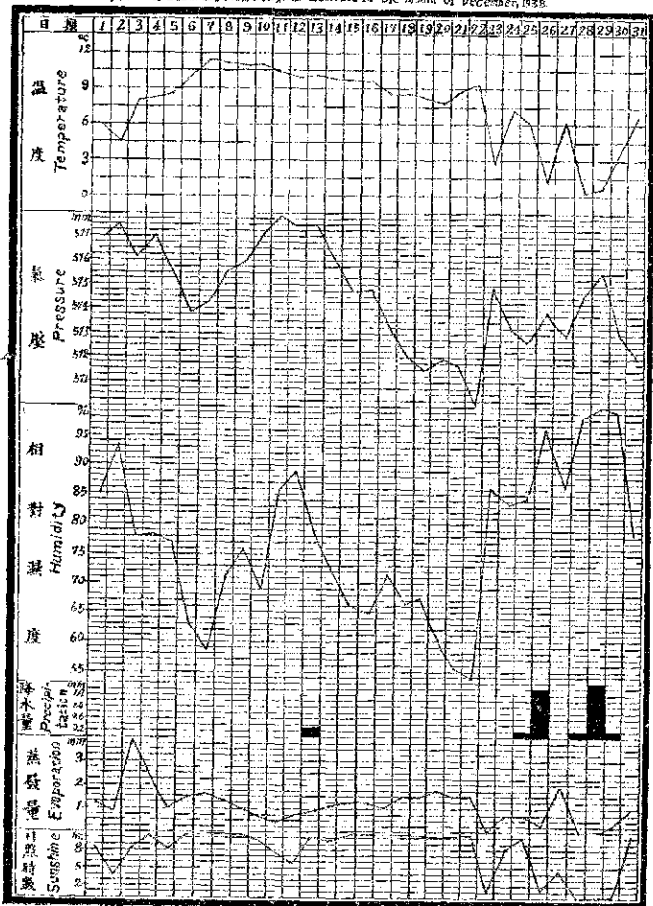
中華民國二十七年十二月逐日能見度 (0-9)

Visibility of every day in the month of December, 1938. (0-9)

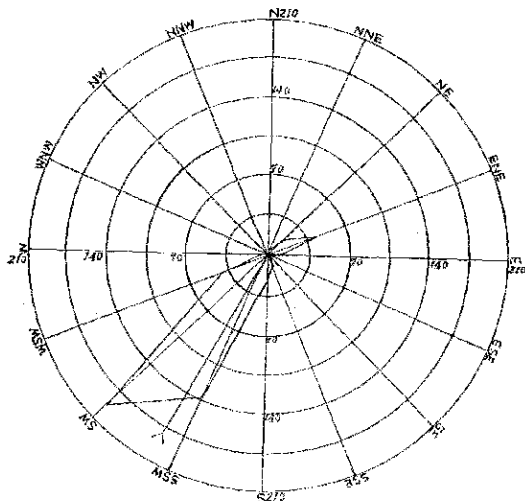
日	時	6	7	8	9	10	11	12	13	14	15	16	17	平均 Mean
	1	5	6	8	8	6	5	7	7	7	7	7	7	6.7
	2	9	0	0	0	0	4	7	7	7	7	7	7	5.8
	3	0	0	3	3	8	8	8	8	9	9	9	9	6.2
	4	8	8	8	8	8	9	9	9	8	8	7	7	8.2
	5	2	3	3	3	6	7	8	8	9	9	9	8	6.3
	6	8	8	8	9	9	9	9	9	9	9	9	9	8.8
	7	8	9	9	9	9	9	9	9	9	9	9	9	8.9
	8	9	9	9	9	9	9	9	9	9	9	9	9	9.0
	9	7	7	9	9	6	7	8	8	8	8	8	8	7.9
	10	2	4	5	6	7	7	7	7	7	8	8	8	6.3
	11	5	6	6	6	6	7	7	8	8	9	9	8	7.1
	12	7	3	0	6	6	7	8	8	8	8	8	8	6.4
	13	6	8	8	9	8	7	8	8	8	9	9	9	8.2
	14	6	6	7	7	8	8	8	9	9	9	9	9	7.9
	15	7	8	9	9	9	9	9	9	9	9	9	9	8.8
	16	9	9	9	9	9	9	9	9	9	9	9	9	9.0
	17	7	8	9	9	9	9	9	9	9	9	9	9	8.8
	18	9	9	9	9	9	9	9	9	9	9	9	9	9.0
	19	8	8	9	9	9	8	8	9	9	9	9	9	8.8
	20	8	8	9	9	9	9	9	9	9	9	9	9	8.6
	21	8	8	9	9	9	8	9	9	9	9	9	9	8.6
	22	9	9	9	9	9	9	9	9	9	9	9	9	9.0
	23	6	7	6	6	6	6	6	6	6	6	5	5	6.0
	24	4	5	5	5	7	7	8	8	8	8	8	8	6.8
	25	6	8	8	8	8	8	8	8	8	8	7	6	7.0
	26	0	0	0	0	0	0	0	0	0	2	2	4	0.1
	27	0	0	1	1	3	6	7	7	8	8	8	8	4.8
	28	0	0	0	0	0	0	0	0	0	0	0	0	0.0
	29	0	0	0	0	0	0	0	0	0	0	0	0	0.0
	30	0	0	0	0	0	0	4	7	7	7	7	7	3.3
	31	8	8	8	8	8	8	9	9	9	9	9	9	8.5
平均 Mean		5.2	5.6	5.9	6.2	6.5	6.7	7.3	7.5	7.5	7.7	7.6	7.5	6.8

中華民國二十七年十二月份各項氣象要素逐日變遷圖

March of Different Meteorological Elements in the Month of December, 1938



中華民國二十七年十二月份風向圖
Wind Rose for December, 1938.



—— 風向次數
Frequency

—— 合成風向
Resultant Direction

方向 Dir.	N	NNE	NE	ENE	E	ESE	SE	SSE	S	SSW	SW	WSW	W	WNW	NWN	NW	V	C
次數 Frequency	3	19	47	11	2	1	10	24	137	194	39	4						5
百分數 %	0.6	3.8	9.5	2.2	0.4	0.2	2.0	4.8	27.6	39.1	7.9	0.8						1.0

1939

年

4

卷

1

-

6

期

立 雲 南 省
昆 明 候 所
氣 象 月 報

第 四 卷 第 一 期

龔 自 知 題



中 華 民 國 二 十 八 年 一 月 份

第 四 卷 計 十 二 期

敬 贈

雲 南 省 立 圖 書 館

世 一 師 學 運 動 週

1027

4



MONTHLY METEOROLOGICAL BULLETIN

OF

METEOROLOGICAL STATION OF YUNNAN PROVINCE,

KUNMING.

January, 1939.

VOL. 4, NO. 1.

目	次	頁
Table of Contents		page
凡例	<i>Explanatory Remarks.</i>	1
本月份天氣概況	<i>A Summary of Weather Conditions, during the Month of January, 1939.</i>	2
本月份氣象摘要	<i>Monthly Summary</i>	3
氣壓	<i>Barometric Pressure.</i>	4-5
氣溫	<i>Air Temperature.</i>	6-7
地面溫	<i>Earth Temperature on the surface.</i>	8-9
地內溫	<i>Earth Temperature.</i>	10
雲量	<i>Cloud Amount</i>	11
絕對濕度	<i>Absolute Humidity</i>	12-13
相對濕度	<i>Relative Humidity.</i>	14-15
雲狀與雲向	<i>Cloud: Forms and Direction.</i>	16-17
風向及風速	<i>Wind Direction and Velocity.</i>	18-19
降水量	<i>Precipitation.</i>	20-21
逐日氣象平均要素	<i>Daily Values of Meteorological Elements.</i>	22-23
能見度	<i>Visibility.</i>	24
各項氣象要素逐日變遷圖	<i>March of Different Meteorological Elements.</i>	25
風向圖	<i>Wind Rose.</i>	26

立 雲 南 省
西 侯 則 明 昆

第 四 卷 第 一 期

氣 象 月 報

龔 自 知 題



第 四 卷 計 十 二 期

敬 贈

上 海 大 學 國 書 館

中 華 民 國 二 十 八 年 一 月 份

世 上 科 學 是 劫 運



027

MONTHLY METEOROLOGICAL BULLETIN

OF

METEOROLOGICAL STATION OF YUNNAN PROVINCE,

KUNMING.

January, 1939.

VOL. 4. NO. 1.

目	次	頁
Table of Contents		page
凡例	<i>Explanatory Remarks.</i>	1
本月份天氣概況	<i>A Summary of Weather Conditions, during the Month of January, 1939.</i>	2
本月份氣象摘要	<i>Monthly Summary</i>	3
氣壓	<i>Barometric Pressure.</i>	4-5
氣溫	<i>Air Temperature.</i>	6-7
地面溫度	<i>Earth Temperature on the surface.</i>	8-9
地窖溫度	<i>Earth Temperature.</i>	10
雲量	<i>Cloud Amount.</i>	11
絕對濕度	<i>Absolute Humidity.</i>	12-13
相對濕度	<i>Relative Humidity.</i>	14-15
雲狀與雲向	<i>Cloud: Forms and Direction.</i>	16-17
風向及風速	<i>Wind Direction and Velocity.</i>	18-19
降水量	<i>Precipitation.</i>	20-21
逐日氣象平均要素	<i>Daily Values of Meteorological Elements</i>	22-23
能見度	<i>Visibility.</i>	24
各項氣象要素逐日變遷圖	<i>March of Different Meteorological Elements.</i>	25
風向圖	<i>Wind Rose.</i>	26

民國二十八年一月昆明天氣概況

一、概況

昆明本年一月天氣，晴天比歷年平均多六日，雨天多二日，陰天陰天則減少，五日；有霜日數，比去年多二日，比前年少五日；氣溫平均按高甚微正，比歷年同月標準數，略高 0.2°C ，大部天氣，早晨微寒，凝露低霧，午後溫暖，風大雲稀，偶合冬季正氣氣候。

本月降水，連續四日，太華山嶺，得量 19.5m. ，昆明市內，尚量 20.9m. ，按歷年同月平均標準量 7.17m. ，俱甚超過二倍！顯形暴沛；但太華山嶺，反比昆明市內，減少 1.4m. ，俱係由高熱帶暖流更盛所致。

月內有烈風一日，大風十七日，疾風九日，強風三日，其大烈最多風向，SW 二十二日，SSW 七日，WSW 一日，惟最大雨量日之 ENE 風僅五級；又各級風向頻度，亦以 SW 風最多，達季次數二分之一以上，SSW 風次之，而 W 至 W 一象限之風向乃絕無，可見雲潮高康，蓋高原所屏蔽；只有昆明市內，驟具有 N 風，蓋高氣壓後間擴張，雲的密度較大，故僅侵及昆明盆地，而不能控制周圍山地也。

月初承去年十二月杪，連日霧流降散吹雪之後，一日至三日，溫高雲密，氣壓穩定；六日天變，氣壓低而漸降；四日至十一日，低薄凝結，晴間風強。

十二日，北方寒潮侵入，氣壓高而驟降，七時風轉 SSE，雲重雲流，八時半開始降雨，至十四時得量 2.4m. ，十三日十四日，氣壓極高 578.93m. （未施高度訂正）夜半降雨 1.6m. ，十四日，風向最少，ENE，氣壓高而漸降，氣溫平均最低，九時降散，終日高雨連綿，一日最多得量 12.3m. ，十五日，霧線已過，風轉 SW，九時仍降散，至十四時降水 2.7m. ，十六日天氣即趨晴朗。

十六日至二十一日，連日晴霜低雲，惟二十日二十五日天變，十八日，氣溫極端最低 -0.8°C ，二十三十四日，極高 16.2°C ，二十日十五時，氣壓極低 570.42m. ，三十一日十四時，最大風速每秒 22.9m. ，高物堆積阻散，風向 SW，熱帶氣流衝突。

中華民國二十八年一月氣象綱要
Monthly Summary for January, 1939.

		氣壓	Air Pressure
極端最高 極端最低 平均	極端最高	Extreme maximum	578.93mm 在13日 10時 on 13th 10h
	極端最低	Extreme minimum	570.42mm 在20日 15時 on 20th 15h
	平均	Mean	574.30mm
		氣溫	Air Temperature
極端最高 極端最低 最高平均 最低平均 平均	極端最高	Extreme maximum	16.2°C 在23和24日 on 23th and 24th
	極端最低	Extreme minimum	-0.8°C 在18日 on 18th
	最高平均	Mean maximum	13.6°C
	最低平均	Mean minimum	3.5°C
	平均	Mean	7.8°C
		風	Wind
極大風速	Maximum velocity	22.9m/s 在31日 14時 on 31th 14h	
合成風向	Resultant direction	S 33° 36' 27" W	
		降水量	Precipitation
雨	Rainfall	19.5m.m.	
一日最多量	Greatest in 24 hours	12.8m.m. 在14日 on 14th	
一小時最多量	Greatest in 1 hour	2.8m.m. 在14日 0-1時 on 14th 0-1h	
		雜項	Miscellaneous Informations
晴天日數	Clear days	24	
曇天日數	Partly cloudy days	3	
雨天日數	Rainy days	4	
有霧日數	Days with steel	2	
有濕霧日數	Days with wet fog	7	
有霧日數	Days with fog	1	
有靄日數	Days with mist	1	
有低霧日數	Days with ground fog	23	
有霜日數	Days with hoar-frost	23	
有露日數	Days with dew	4	
有大風日數	Days with gale	18	
有日華日數	Days with solar corona	2	
有月華日數	Days with lunar corona	1	
有極細紫光日數	Days with broken spectra	4	

中華民國二十八年

Barometric Pressure of every hour of

H. D.	1	2	3	4	5	6	7	8	9	10	11	中午 Noon
1	73.44	73.49	73.60	73.76	73.92	74.28	74.68	74.98	75.47	75.53	75.32	74.69
2	74.71	74.64	74.51	74.28	74.25	74.22	74.04	75.02	75.40	75.55	75.12	74.58
3	74.47	74.45	74.54	74.42	74.41	74.39	74.49	74.80	75.39	75.35	74.94	74.41
4	74.32	74.88	74.74	74.59	74.35	74.31	74.51	74.80	75.06	75.03	74.81	74.16
5	74.09	74.67	74.55	74.43	74.42	74.50	75.02	75.42	75.68	75.74	75.43	74.61
6	73.63	73.61	73.59	73.56	73.54	73.82	74.12	74.62	74.99	75.19	74.75	73.81
7	74.54	74.71	74.65	74.54	74.40	74.42	74.64	75.33	75.80	75.67	75.65	74.83
8	74.97	74.99	74.91	74.78	74.65	74.72	75.12	75.39	75.66	75.72	75.40	74.54
9	75.14	75.13	75.25	75.22	75.32	75.51	75.70	76.39	76.88	76.84	76.41	75.56
10	76.28	76.27	76.26	76.26	76.25	76.44	76.95	77.23	77.71	77.60	76.86	76.14
11	76.36	76.35	76.32	76.29	76.47	76.44	76.74	77.32	77.50	77.29	76.76	75.91
12	76.49	76.26	76.15	76.11	76.08	76.15	76.35	76.65	77.45	77.53	77.23	76.54
13	76.60	76.57	76.54	76.51	76.66	76.85	77.87	78.18	78.76	78.93	78.30	77.39
14	77.72	76.68	76.63	76.68	76.63	76.79	76.92	77.36	77.86	76.11	77.51	76.79
15	75.50	74.98	74.76	74.44	74.31	74.29	74.69	75.01	75.41	75.19	74.65	73.82
16	72.88	72.76	72.63	72.40	72.57	72.34	72.35	72.92	73.30	73.43	72.72	72.11
17	73.03	72.92	72.80	72.69	72.64	72.67	73.00	73.88	74.46	74.62	74.31	73.65
18	75.29	75.35	75.52	75.59	75.56	75.92	76.30	76.99	77.38	77.66	77.41	76.69
19	76.00	75.59	75.59	75.48	75.58	75.37	75.89	76.05	76.32	76.50	75.98	75.36
20	73.15	73.01	72.68	72.33	72.16	72.06	72.27	72.56	72.93	73.00	72.17	72.02
21	72.11	72.06	72.04	71.96	71.92	71.94	72.36	73.03	73.42	73.68	73.44	72.77
22	74.43	74.44	74.44	74.44	74.44	74.54	74.75	75.06	75.33	75.69	75.45	74.91
23	74.30	74.25	74.00	73.76	73.73	73.69	73.90	74.20	74.79	74.88	74.23	73.61
24	73.47	73.46	73.45	73.24	73.24	73.23	73.03	73.55	73.93	74.13	73.80	73.45
25	73.49	73.46	73.47	73.49	73.50	73.91	74.23	74.63	75.45	75.61	75.40	74.75
26	73.39	73.23	73.12	73.02	73.01	73.01	72.94	73.24	73.63	73.94	73.50	72.95
27	73.09	73.29	73.20	73.20	73.40	73.70	74.13	74.60	75.20	75.28	75.15	74.51
28	74.45	74.43	74.42	74.40	74.38	74.36	74.41	74.80	75.36	75.52	75.33	74.45
29	74.39	74.34	74.19	74.14	74.09	74.54	74.86	75.26	75.62	75.79	75.30	74.56
30	74.06	73.91	73.87	73.83	73.68	73.74	73.79	74.27	74.66	75.05	74.83	74.10
31	73.23	73.19	72.96	72.73	72.69	72.66	72.67	73.39	74.77	73.95	73.63	72.55
平均 Mean	74.50	74.43	74.37	74.26	74.25	74.35	74.62	75.07	75.53	75.62	75.23	74.53

一月逐日各時氣壓 (500m.-m.+)

day, in the Month of January, 1939. (500m.-m.+)

13	14	15	16	17	18	19	20	21	22	23	子夜 Midn.	平均 Mean
73.23	73.88	73.56	73.44	73.83	73.83	74.45	74.56	74.69	74.76	74.83	74.80	74.33
73.65	73.12	72.49	72.28	72.57	72.88	73.60	73.83	74.24	74.31	74.50	74.38	74.12
73.86	73.47	73.25	73.54	73.54	73.65	73.96	74.40	74.43	74.75	74.70	74.86	74.35
73.13	72.98	72.74	72.62	72.91	73.33	73.54	73.76	74.17	74.34	74.42	74.40	74.10
73.76	73.53	73.20	73.04	73.34	73.38	73.51	73.63	73.74	73.80	73.67	73.65	74.23
73.16	72.83	72.59	72.69	72.89	73.31	73.84	73.94	74.06	74.22	74.39	74.46	73.81
74.40	74.08	73.85	73.73	74.19	74.49	74.53	74.78	75.01	74.95	75.02	74.99	74.73
74.03	73.96	73.92	74.00	74.29	74.50	74.63	74.85	74.96	75.05	75.05	75.04	74.60
74.93	74.89	74.86	74.94	75.24	75.31	75.57	75.89	75.92	76.10	76.10	76.29	75.64
75.41	75.01	74.86	75.24	75.30	75.63	75.85	76.08	76.21	76.26	76.43	76.40	76.20
75.27	74.64	74.62	74.89	75.25	75.47	75.70	76.22	76.43	76.37	76.35	76.32	76.15
76.14	75.53	75.23	75.31	75.71	76.11	76.33	76.44	76.54	76.54	76.57	76.54	76.33
76.34	76.29	76.08	76.26	76.56	76.48	77.00	77.31	77.51	77.56	77.62	77.67	77.16
76.06	75.55	75.42	75.43	75.44	75.86	75.87	75.87	75.89	75.87	75.85	75.82	76.44
72.91	72.70	72.59	72.69	72.78	72.93	73.04	73.07	73.09	73.16	73.14	73.11	73.84
71.55	71.12	71.26	71.24	71.52	71.92	72.15	72.57	72.68	72.87	73.06	73.04	72.38
73.10	72.84	72.39	72.68	73.08	73.39	74.12	74.43	74.55	74.91	75.07	75.34	73.60
75.91	75.20	74.64	74.61	74.65	75.05	75.08	75.39	75.42	75.51	75.51	75.60	75.76
74.52	73.89	73.24	72.93	72.13	72.74	73.24	73.40	73.40	73.36	73.33	73.19	74.52
71.36	71.09	70.42	70.47	70.87	71.28	71.30	71.71	71.95	72.02	72.19	72.16	71.98
72.45	72.09	72.07	72.16	72.34	72.56	73.29	73.61	73.93	73.99	73.93	74.23	72.80
74.30	73.67	73.43	73.41	73.57	73.66	74.00	74.31	74.14	74.50	74.46	74.32	74.42
73.05	72.83	72.69	72.64	72.60	72.91	73.24	73.55	73.70	73.69	73.48	73.47	73.63
72.92	72.57	72.11	72.02	72.19	72.59	72.73	73.15	73.29	73.41	73.41	73.44	73.15
74.10	73.35	73.22	73.10	72.98	73.19	73.34	73.44	73.55	73.55	73.44	73.44	73.64
71.83	73.48	71.02	71.21	71.39	71.92	72.41	72.67	72.79	73.99	73.99	73.09	72.83
73.75	73.04	72.89	72.85	73.12	73.72	73.85	74.29	74.53	74.50	74.49	74.47	73.92
73.71	72.80	72.63	72.84	73.00	73.14	73.73	74.86	74.48	74.61	74.59	74.44	74.22
74.64	73.07	72.45	72.51	72.53	73.12	73.25	73.77	74.17	74.08	74.01	74.10	74.12
73.14	72.59	72.25	72.14	72.32	72.64	72.85	73.29	73.49	73.42	73.39	73.36	73.54
71.74	71.08	70.97	70.85	71.04	71.25	71.55	71.97	72.21	72.25	72.32	72.19	72.42
73.86	73.46	73.13	73.16	73.33	73.62	73.92	74.22	74.37	74.47	74.47	74.47	74.30

中華民國二十八年

Air Temperature at every hour of

日	時	1	2	3	4	5	6	7	8	9	10	11	中午
D.	H.												Noon.
	1	4.7	4.9	4.7	4.5	4.6	4.4	4.2	4.3	4.9	6.4	8.7	11.1
	2	5.4	5.2	5.0	4.7	4.8	4.5	4.4	4.6	6.1	7.7	9.6	10.9
	3	5.6	4.9	4.8	4.5	4.4	4.0	3.8	4.1	5.5	7.5	9.8	11.6
	4	5.7	5.5	4.8	4.7	4.6	4.9	4.1	5.5	7.6	8.5	10.8	13.0
	5	6.7	6.2	5.9	5.7	5.3	5.0	4.3	6.3	9.0	10.2	11.5	12.6
	6	6.1	5.8	5.2	5.4	5.1	4.9	4.7	6.3	8.2	9.8	9.6	11.2
	7	6.4	6.3	4.2	5.6	5.2	4.6	3.5	5.1	5.9	7.8	14.3	10.2
	8	4.3	4.3	4.2	4.0	4.1	3.9	3.8	5.9	6.8	7.8	9.5	11.3
	9	6.0	5.6	5.1	4.9	4.9	4.7	4.6	5.4	6.7	8.9	10.9	12.3
	10	6.8	6.7	6.5	6.1	5.9	5.9	5.5	6.0	6.6	8.9	11.0	12.4
	11	7.2	7.0	6.6	6.4	6.2	5.8	6.1	7.4	10.1	10.5	11.2	13.3
	12	6.9	6.7	6.5	6.5	6.3	6.3	5.4	5.4	5.2	5.4	5.5	5.7
	13	4.6	4.3	4.3	3.8	3.9	3.9	4.1	4.3	5.3	6.5	7.1	9.2
	14	3.0	2.4	2.1	1.7	1.4	1.0	0.9	0.8	0.8	1.0	1.5	1.9
	15	2.8	3.2	2.9	3.0	3.0	2.9	2.9	3.1	3.2	3.7	4.2	3.2
	16	3.1	2.8	2.5	2.3	1.6	1.5	1.3	1.4	2.4	3.9	6.0	8.1
	17	4.4	3.9	3.4	2.9	2.8	2.4	2.1	3.0	5.1	7.8	9.3	10.6
	18	5.2	4.4	3.9	4.1	2.2	6.7	0.2	2.7	3.6	5.1	6.7	8.0
	19	4.8	4.4	4.0	3.8	3.4	3.3	3.1	4.5	6.2	7.3	9.0	10.0
	20	4.6	4.6	4.4	3.8	3.7	3.5	3.5	4.1	5.5	7.5	9.3	10.4
	21	5.5	5.2	4.7	4.1	3.6	3.5	3.9	5.0	6.3	8.1	8.6	10.8
	22	5.9	5.8	5.7	5.5	5.0	4.6	4.1	4.5	6.3	6.5	9.5	10.9
	23	5.9	5.6	5.4	5.0	4.4	4.0	3.7	4.5	6.2	9.0	10.8	12.1
	24	6.5	6.3	6.1	5.7	5.4	5.6	5.1	5.5	7.0	9.1	10.8	13.6
	25	6.1	5.7	5.1	5.0	4.7	3.1	4.9	5.9	7.2	9.0	10.3	11.4
	26	5.9	5.5	4.9	4.8	4.7	4.1	4.0	5.9	7.1	9.3	10.5	13.2
	27	7.4	6.8	6.2	4.6	5.4	5.0	5.3	7.3	9.3	9.4	11.1	12.7
	28	6.5	6.4	6.0	5.9	5.4	5.9	5.5	7.4	9.3	10.5	12.5	13.0
	29	7.7	7.3	7.2	6.2	5.6	5.3	4.6	6.4	8.2	10.5	12.0	13.8
	30	7.2	6.9	6.3	6.0	5.2	4.9	4.4	7.1	8.3	9.2	11.0	13.0
	31	7.1	7.1	6.9	6.6	5.6	5.5	5.1	6.5	8.5	10.3	12.5	13.7
平均	Mean	5.7	5.4	5.0	4.8	4.5	4.2	4.0	5.0	6.4	7.8	9.5	10.8

一月逐日各時氣溫 (°C)

days in the Month of January, 1939. (°C)												
13	14	15	16	17	18	19	20	21	22	23	日 Midn.	夜 Mean
12.3	14.2	14.5	14.3	12.5	9.6	8.8	7.6	6.9	6.5	6.0	5.7	7.6
12.1	13.9	13.3	12.6	11.1	8.9	7.8	7.3	7.0	6.7	6.3	4.8	7.7
13.0	14.0	13.4	14.8	13.3	10.7	9.3	8.2	7.8	6.8	6.2	6.0	8.1
14.2	15.0	15.4	15.9	12.8	10.5	9.9	9.1	8.4	8.1	7.8	7.5	8.9
14.7	14.1	13.8	13.2	12.1	9.7	9.1	8.3	7.8	7.2	6.8	6.4	8.3
12.8	15.6	13.1	12.7	10.4	9.0	8.5	8.2	7.7	7.5	7.3	6.6	8.3
13.3	13.4	14.5	13.4	11.3	8.9	7.1	6.4	6.2	5.8	5.7	5.3	7.9
12.6	12.6	12.9	12.4	11.4	8.7	8.1	7.9	7.6	7.1	6.8	6.7	7.7
13.4	14.1	14.4	14.1	12.9	9.9	9.2	8.3	7.4	7.4	7.4	7.3	3.6
12.7	14.3	15.2	14.7	12.6	9.4	8.7	8.2	8.0	8.0	8.0	7.6	9.0
14.3	15.2	15.5	15.3	13.0	10.1	8.8	8.3	7.7	7.6	7.3	6.9	9.5
5.0	6.1	6.8	6.7	6.4	5.9	5.6	5.4	5.2	5.1	5.0	4.9	3.9
10.9	9.9	10.9	9.5	8.3	7.1	6.4	6.1	5.6	5.0	3.9	3.3	6.1
2.1	2.2	2.7	2.7	2.7	2.8	2.6	2.6	2.6	2.5	2.4	2.5	2.0
3.7	7.9	6.1	6.2	5.6	4.2	4.3	4.0	4.0	3.9	3.6	3.4	3.9
10.3	11.7	12.2	12.3	19.8	8.2	7.3	6.8	6.2	5.8	5.9	4.9	5.8
11.1	12.0	12.4	12.8	14.3	8.1	7.0	6.5	6.3	6.3	6.2	5.2	6.8
10.9	19.5	19.5	11.8	11.4	8.5	7.9	7.1	6.3	6.1	5.8	5.2	6.2
11.3	12.8	12.5	12.0	19.2	8.1	5.8	5.7	6.5	6.1	5.7	4.9	6.9
11.7	12.9	12.9	12.1	19.8	8.7	7.6	7.5	7.0	6.6	6.3	5.6	7.3
11.6	12.9	12.4	12.1	11.0	8.0	7.6	7.1	6.7	6.3	6.1	5.9	7.3
11.8	13.0	13.4	13.1	12.4	9.8	8.7	8.0	7.7	7.3	6.9	6.6	8.0
13.4	13.2	16.2	15.3	14.2	11.2	9.7	8.9	8.2	7.8	7.5	6.9	8.8
14.4	14.4	16.0	15.3	13.6	11.0	9.7	8.7	8.1	7.7	7.1	6.7	9.1
12.3	13.6	15.1	14.6	13.4	10.4	9.5	8.8	8.1	7.3	6.6	6.6	8.6
13.9	14.8	15.0	14.3	12.8	10.5	9.3	9.0	8.7	8.3	7.8	7.0	8.8
14.0	14.9	15.4	15.4	14.0	11.0	10.2	9.8	9.2	8.5	8.0	7.5	9.6
14.2	14.7	15.0	14.4	13.3	10.9	10.0	9.6	9.2	9.0	8.7	8.1	9.6
13.9	14.6	15.1	14.6	13.7	10.8	9.7	9.4	9.1	8.7	8.2	7.6	9.6
14.6	15.1	15.0	15.0	13.9	10.9	9.9	9.6	8.9	8.6	8.2	7.9	9.5
14.1	14.9	14.5	11.2	13.4	10.9	9.6	9.1	8.8	8.3	7.9	7.2	9.5
12.0	12.7	13.1	12.8	11.5	9.1	8.2	7.7	7.3	6.9	6.5	6.1	7.8

中華民國二十八年

Earth Temperature on the Surface of								
時 H.	0	7	8	9	10	11	12	13
1	4.5	4.2	4.3	5.4	8.8	11.4	14.2	14.8
2	4.5	4.4	4.8	7.9	10.0	12.8	13.4	15.8
3	4.0	3.7	4.1	7.8	9.4	12.4	13.8	15.4
4	4.2	4.4	7.4	9.1	11.8	14.0	16.0	16.5
5	4.2	4.3	5.8	9.8	13.5	15.8	16.6	16.5
6	5.3	4.2	6.6	9.8	12.6	11.5	11.8	15.7
7	3.6	3.1	5.3	8.6	11.6	14.0	15.7	16.4
8	3.5	3.2	5.1	6.7	10.9	12.2	13.4	14.8
9	4.5	4.2	5.4	8.4	11.2	13.3	14.7	16.4
10	5.5	4.8	5.9	7.6	10.6	14.2	15.2	15.6
11	5.1	4.8	7.8	10.7	12.6	14.2	17.4	18.1
12	6.2	5.4	5.5	3.3	5.9	3.6	5.9	6.0
13	3.9	4.1	4.4	6.0	10.2	8.2	12.2	15.1
14	1.2	1.0	0.9	1.0	1.6	2.0	2.5	3.0
15	2.9	2.9	3.2	3.4	4.4	5.1	6.5	6.9
16	1.4	0.9	1.6	2.8	5.6	8.2	10.0	12.6
17	2.1	1.5	3.0	6.6	9.9	11.2	12.6	13.6
18	-0.6	-0.4	2.1	3.6	7.9	9.3	12.2	16.1
19	3.1	2.7	4.4	8.2	10.0	11.6	12.5	14.5
20	3.2	3.2	4.6	7.2	9.8	11.5	12.4	13.9
21	3.0	3.5	5.8	7.1	10.1	11.5	13.7	15.0
22	4.2	3.7	4.4	7.7	7.5	12.5	13.9	15.1
23	3.7	3.3	4.4	7.9	9.4	12.5	13.9	15.7
24	4.9	4.6	5.8	7.6	10.8	13.1	15.0	17.6
25	4.2	4.2	6.1	9.1	12.1	15.2	15.4	17.7
26	3.6	4.0	5.4	9.2	9.4	12.9	15.6	16.0
27	4.5	4.7	8.0	12.5	11.0	14.8	16.9	17.7
28	5.4	5.0	8.2	10.0	12.9	15.0	15.8	16.5
29	4.6	3.8	8.2	10.3	13.4	14.5	16.3	16.9
30	4.2	3.9	7.7	9.8	9.7	14.7	15.9	16.8
31	4.8	4.7	7.2	10.2	12.1	16.4	16.6	16.2
平均 Mean	3.9	3.6	5.3	7.7	9.9	12.0	13.5	14.8

一月逐日地面溫度(°C)

every day, in the Month of January, 1939. (°C)

11	15	16	17	18	19	20	21	平均 Mean
16.6	14.0	15.6	11.7	9.0	8.3	7.1	6.5	9.8
14.8	13.7	12.4	11.3	8.4	7.4	6.9	6.6	9.7
16.0	14.4	15.1	13.1	10.0	8.9	7.9	7.6	10.2
17.2	16.4	15.8	12.2	10.0	9.4	8.5	7.8	11.3
15.5	14.0	13.0	11.8	9.2	8.8	7.9	7.2	10.9
15.4	14.8	13.8	10.2	8.5	7.9	7.9	7.2	10.2
17.7	15.2	14.4	10.7	7.7	6.8	6.0	5.8	10.3
14.1	12.8	12.8	11.4	8.2	7.7	7.5	7.2	9.4
16.2	14.9	15.0	12.4	9.4	8.6	8.0	6.8	10.6
16.2	15.0	15.4	12.3	9.0	8.4	8.0	7.6	10.7
18.8	18.5	15.7	12.5	9.6	8.4	8.0	7.3	11.7
6.5	6.8	7.4	6.3	5.7	5.3	5.2	5.1	5.9
10.8	10.8	9.8	8.2	6.8	6.1	6.0	5.4	7.9
3.1	3.2	3.0	3.1	2.0	2.7	2.7	2.7	2.2
3.2	6.8	6.6	5.4	3.8	3.9	3.5	3.5	4.5
13.1	12.1	12.7	10.8	7.4	6.6	6.0	5.6	7.3
14.8	12.3	12.9	11.3	7.4	6.4	5.8	5.6	8.6
15.6	12.5	13.8	10.8	8.0	7.5	6.5	6.0	8.3
14.2	12.4	12.4	10.2	7.7	6.4	6.2	6.0	8.9
14.8	13.0	12.6	10.4	8.1	7.2	6.9	6.5	9.1
14.7	12.4	13.0	10.6	7.6	7.2	6.7	6.5	9.3
15.0	13.7	13.9	12.2	9.7	8.4	7.6	7.3	9.8
17.8	16.3	15.0	14.2	10.6	9.2	8.4	7.7	10.6
18.0	16.3	15.1	13.6	10.4	9.4	8.4	7.7	11.1
18.0	15.4	15.1	12.9	9.8	9.0	8.4	7.6	11.3
14.4	15.1	14.1	13.0	10.2	9.0	8.6	8.2	10.7
16.7	15.8	16.6	13.5	10.5	9.6	9.2	8.6	11.9
16.1	15.4	14.6	13.0	10.6	9.7	9.4	8.7	11.6
15.2	15.7	15.0	13.1	10.4	9.3	8.2	8.6	11.5
17.2	16.5	15.0	13.2	10.5	9.5	9.0	8.4	11.4
16.7	16.4	15.1	13.5	10.6	9.2	8.6	8.3	11.7
14.7	13.6	13.3	11.3	8.6	7.8	7.3	6.8	9.6

中華民國二十八年一月逐日地內溫度(°C)

Earth Temperature of every day, in the Month of January, 1939. (°C)

日期 Date	0 cm	5 cm	10 cm	20 cm	25 cm	50 cm	75 cm	100 cm
1	9.2	8.2	8.2	7.9	9.0	10.1	11.5	12.6
2	9.6	8.8	8.7	8.5	9.2	10.1	11.4	12.5
3	9.5	8.8	8.7	8.8	9.4	10.1	11.4	12.5
4	10.1	9.1	8.9	8.9	9.5	10.1	11.3	12.3
5	10.6	9.6	9.4	9.2	9.5	10.2	11.3	12.3
6	9.7	9.1	9.2	9.4	9.7	10.3	11.3	12.3
7	9.9	9.0	9.0	9.2	9.8	10.4	11.3	12.2
8	9.2	8.6	8.7	9.2	9.8	10.4	11.3	12.2
9	10.0	9.0	9.2	9.3	9.9	10.4	11.3	12.2
10	10.5	9.6	9.6	9.6	9.7	10.3	11.3	12.2
11	9.9	10.5	10.2	9.9	9.9	10.4	11.3	12.2
12	7.7	8.3	8.9	9.8	10.0	10.5	11.3	12.1
13	9.5	9.1	9.1	9.3	10.0	10.5	11.3	12.1
14	4.8	5.9	6.4	6.8	9.9	10.5	11.3	12.1
15	5.7	6.2	6.6	7.0	9.6	10.4	11.3	12.1
16	6.1	6.0	6.2	7.2	9.2	10.2	11.3	12.1
17	6.5	6.2	6.2	7.2	9.0	9.9	11.1	12.1
18	7.7	6.9	6.8	7.3	8.7	9.8	11.1	12.0
19	8.4	7.7	7.6	7.9	8.6	9.6	10.9	11.9
20	8.6	8.0	8.1	8.2	8.7	9.5	10.8	11.9
21	8.8	8.1	8.1	8.3	8.8	9.6	10.9	11.9
22	9.8	8.8	8.7	8.7	8.9	9.7	10.8	11.7
23	9.9	8.9	9.0	8.9	9.0	9.7	10.7	11.7
24	10.2	9.5	9.4	9.4	9.2	9.8	10.7	11.7
25	10.7	9.8	9.6	9.6	9.4	9.9	10.7	11.6
26	10.2	9.6	9.2	9.8	9.5	10.0	10.8	11.6
27	11.5	10.3	10.0	9.8	9.6	10.1	10.9	11.7
28	11.2	10.3	10.1	10.1	9.7	10.1	10.8	11.6
29	11.4	10.5	10.2	10.6	9.8	10.2	10.8	11.6
30	11.0	10.2	10.0	10.2	9.9	10.3	10.9	11.7
31	11.3	10.3	10.1	10.2	10.0	10.4	11.0	11.7
平均 Mean	9.3	8.7	8.7	9.0	9.4	10.1	11.1	12.0

中華民國二十八年一月逐日雲量(0-10)

Cloud Amount of every day, in the Month of January, 1939. (0-10)

時日 D.	7	8	9	10	11	12	13	14	15	16	17	平均 Mean
1	5.5	4.5	3.0	0.5	0.2	0.0	0.0	0.0	0.0	0.0	0.0	1.2
2	8.0	7.0	5.0	5.0	2.5	0.5	0.5	0.3	0.1	0.1	0.0	2.6
3	5.0	4.5	0.5	0.5	0.5	0.6	0.4	0.5	0.5	0.2	0.1	1.2
4	0.5	0.3	0.3	0.4	0.6	0.8	1.0	1.2	1.2	1.0	1.0	0.8
5	0.1	0.2	0.5	1.0	1.5	1.0	1.0	1.0	1.2	1.0	0.8	0.8
6	0.8	1.0	1.5	1.0	5.0	6.0	6.0	5.0	4.0	4.0	2.5	3.6
7	0.0	0.0	0.1	0.0	0.0	0.0	0.1	0.1	0.1	0.1	0.2	0.1
8	0.1	0.1	0.1	0.1	0.1	0.3	1.2	0.4	0.3	0.2	0.1	0.3
9	1.0	3.5	2.5	2.0	1.2	0.6	6.5	7.0	4.5	1.0	0.2	2.7
10	0.5	2.0	3.5	1.0	0.5	0.5	0.2	0.1	0.1	0.0	0.0	0.8
11	0.0	0.3	0.3	0.8	2.0	2.0	1.0	0.5	0.2	0.2	0.5	0.7
12	10.0	10.0	10.0	10.0	10.0	10.0	10.0	10.0	10.0	10.0	10.0	10.0
13	10.0	8.5	8.5	8.0	8.0	7.5	7.0	7.5	7.0	7.5	9.5	8.1
14	10.0	10.0	10.0	10.0	10.0	10.0	10.0	10.0	10.0	10.0	10.0	10.0
15	10.0	10.0	10.0	10.0	9.5	8.5	9.8	9.0	5.5	6.5	7.0	6.3
16	2.5	2.0	1.0	0.5	0.0	0.0	0.0	0.1	0.0	0.0	0.0	0.6
17	0.0	0.0	0.0	0.0	0.0	0.0	0.0	0.0	0.0	0.0	0.0	0.0
18	0.0	0.0	0.0	1.0	1.0	1.0	1.0	1.0	1.0	0.8	0.2	0.6
19	0.6	0.2	0.5	3.9	5.0	1.0	0.2	0.3	0.3	0.3	0.2	1.1
20	4.0	3.0	3.0	3.5	2.0	3.5	5.0	5.0	6.1	7.5	7.5	4.7
21	0.3	0.1	2.0	3.5	3.5	4.0	3.5	1.0	0.5	0.2	0.3	1.7
22	1.5	2.0	2.0	5.0	3.5	2.0	0.5	0.1	0.1	0.0	0.0	1.5
23	0.3	1.0	0.5	2.0	1.0	1.0	0.5	0.1	0.0	0.1	0.1	0.6
24	0.1	0.1	0.2	0.2	0.3	0.4	1.5	2.0	3.0	3.0	0.0	1.8
25	7.5	5.0	5.0	6.0	7.0	7.0	7.0	3.0	1.0	0.5	0.0	4.5
26	0.1	0.0	0.0	0.1	0.0	0.0	0.1	0.0	0.0	0.0	0.0	0.0
27	0.0	0.0	0.0	0.2	0.0	0.0	0.5	2.0	2.5	0.1	0.0	0.5
28	0.5	0.3	0.1	0.2	0.3	0.2	0.2	0.2	1.0	0.5	0.5	0.4
29	1.7	0.0	0.3	0.3	0.2	0.2	0.0	0.1	0.0	0.0	0.0	0.2
30	0.0	0.0	0.0	0.0	0.0	0.0	0.0	0.0	0.0	0.0	0.0	0.0
31	0.0	0.0	0.0	0.0	0.0	0.0	0.0	0.5	0.2	0.2	0.5	0.1
平均 Mean	2.6	2.4	2.3	2.5	2.4	2.3	2.4	2.2	1.9	1.8	1.8	2.2

—12—

中華民國二十八年

Absolute Humidity at every hour of												
時 H.	1	2	3	4	5	6	7	8	9	10	11	中午 Noon
日 D.												
1	6.08	6.17	6.24	6.32	6.36	6.28	6.19	6.23	6.30	6.17	5.64	5.33
2	6.22	6.30	6.37	6.32	6.28	6.32	6.28	6.36	6.72	6.54	5.34	5.75
3	6.15	6.25	6.21	6.21	6.11	6.02	6.14	6.27	5.92	4.62	3.94	
4	5.22	5.21	5.24	5.35	5.31	5.52	5.72	5.77	5.89	5.82	5.09	4.51
5						5.89	5.80	6.21	6.39	6.65	5.86	4.10
6	6.12	5.99	6.06	5.89	5.85	5.84	5.84	6.13	6.33	6.26	5.73	4.52
7	4.24	3.97	4.38	3.84	3.85	3.85	4.28	4.57	5.21	4.48	3.87	4.72
8	3.97	4.12	4.09	4.17	4.12	4.20	4.16	4.49	5.03	5.06	4.98	4.57
9	6.08	6.02	6.17	6.09	6.17	6.16	6.20	6.39	6.74	6.87	6.62	5.21
10						6.53	6.35	6.76	6.87	6.97	5.97	5.01
11	5.53	5.53	5.75	5.59	5.58	5.81	5.87	6.39	6.60	6.45	6.37	6.19
12	6.84	6.74	6.91	6.91	6.98	6.96	6.73	6.73	6.63	6.73	6.76	6.87
13	6.36	6.23	6.15	6.02	6.06	6.06	6.14	6.23	6.35	6.56	6.41	6.49
14	5.69	5.45	5.33	5.10	5.07	4.92	4.81	4.85	4.85	4.92	5.11	5.23
15	5.52	5.53	5.56	5.60	5.60	5.64	5.64	5.72	5.76	5.97	6.19	6.18
16	4.80	4.77	4.73	4.73	4.95	4.88	4.95	5.07	5.37	5.66	5.11	4.79
17	4.38	4.35	4.32	4.28	4.03	3.82	3.93	3.74	3.88	3.70	3.31	3.35
18	3.98	4.08	4.27	4.05	4.04	3.77	4.08	4.65	4.81	5.28	5.72	5.82
19	5.07	5.15	5.22	5.22	5.22	5.26	5.26	5.75	6.07	6.18	5.76	5.22
20	5.46	5.55	5.65	5.46	5.42	5.57	5.57	5.74	6.02	5.59	4.99	5.16
21	4.97	4.93	4.73	4.81	4.61	4.58	4.65	4.93	5.30	5.44	5.09	5.35
22	5.71	5.66	5.69	5.77	5.71	5.72	5.82	5.76	6.04	6.13	5.85	6.03
23	5.54	5.49	5.56	5.64	5.71	5.78	5.74	5.99	6.34	6.13	5.88	6.19
24	6.05	5.88	5.95	6.02	6.05	5.90	5.85	5.69	5.78	5.41	5.01	4.73
25	5.14	5.06	5.12	5.08	5.20	4.97	4.96	5.06	5.29	5.61	5.62	5.65
26	5.37	5.45	5.44	5.40	5.65	5.34	5.38	5.78	5.99	6.01	5.47	5.06
27	4.80	4.95	4.85	4.85	4.85	5.09	5.24	5.37	5.75	6.10	5.89	5.23
28	5.15	5.11	5.34	5.45	5.64	5.45	5.45	5.71	6.01	6.36	6.13	5.03
29	5.34	5.42	5.29	5.34	5.18	5.12	5.08	5.35	5.82	6.82	4.89	4.64
30	4.19	4.27	4.34	4.30	4.39	4.27	4.24	4.67	5.04	5.10	4.77	4.44
31						4.20	4.35	4.83	4.96	5.03	4.79	4.68
平均 Mean	5.35	5.34	5.39	5.35	5.37	5.33	5.37	5.61	5.84	5.85	5.39	5.15

一月逐日各時絕對濕度 (m.m.)												
Days, in the Month of January, 1939. (m.m.)												
13	14	15	16	17	18	19	20	21	22	23	子夜 midnight	平均 Mean
5.21	5.07	5.20	4.99	4.97	4.61	4.68	6.06	6.07	6.14	6.08	6.20	5.78
5.56	5.13	4.93	4.84	4.90	5.31	5.56	5.75	6.03	6.07	6.13	6.45	5.89
3.29	3.86	4.10	4.00	3.97	3.71	4.32	4.18	4.33	4.48	4.70	5.02	5.00
4.23	4.64	4.66	4.54	4.33	4.15	4.51	5.32	5.50				5.06
4.27	4.88	5.00	4.09	4.77	4.50	4.06	5.62	5.98	6.08	7.11	6.09	5.39
4.68	4.82	4.22	4.20	4.99	4.60	4.62	4.57	4.54	4.37	4.37	4.39	5.21
4.31	3.42	4.73	4.80	5.43	4.91	3.51	3.49	3.62	3.62	3.74	3.95	4.18
4.83	5.19	4.81	4.91	4.78	5.22	5.61	5.78	5.80	5.91	5.85	5.89	4.90
5.15	4.76	4.06	3.99	4.20	4.83	4.93	4.95	4.97				5.52
4.79	4.90	4.19	4.22	4.48	4.68	4.78	5.07	5.48	5.53	5.39	5.47	5.45
5.91	5.38	5.45	5.62	5.48	3.80	6.11	6.04	6.19	6.22	6.43	6.58	5.95
6.82	7.06	7.23	7.10	7.02	6.88	6.82	6.64	6.56	6.42	6.46	6.33	6.80
6.38	5.96	6.01	5.85	6.66	6.41	6.51	6.46	6.48	6.54	6.05	5.72	6.25
5.32	5.37	5.56	5.56	5.56	5.61	5.52	5.52	5.52	5.49	5.45	5.49	5.30
5.53	5.56	6.04	5.51	6.73	5.38	5.91	4.99	4.96	4.89	4.92	4.84	5.59
4.45	4.69	4.83	4.79	4.50	4.42	4.28	4.40	4.47	4.54	4.43	4.43	4.75
3.47	3.80	3.56	4.30	3.81	4.22	4.08	4.04	4.04	3.97	3.99	4.15	3.93
5.66	6.09	3.78	5.59	5.04	4.62	4.53	4.59	4.66	4.82	4.93	5.08	4.83
5.34	5.20	5.32	5.17	4.99	5.06	5.33	5.53	3.31	5.38	6.33	5.44	5.38
5.11	5.04	5.09	5.05	5.02	5.06	5.31	5.43	5.54	5.94	4.30	5.18	5.36
5.38	5.17	5.36	5.47	5.19	5.24	5.38	5.41	5.72	5.71	5.71	5.71	5.22
5.95	5.94	5.43	5.27	5.53	5.14	5.22	5.32	5.34	5.33	5.33	5.35	5.63
6.16	5.86	6.14	5.53	5.67	5.82	5.86	5.99	6.00	5.98	6.02	6.07	5.88
5.74	5.21	5.05	4.70	4.91	4.94	4.67	4.79	4.71	4.93	5.08	5.07	5.32
5.75	5.81	4.50	5.28	5.02	4.60	4.91	4.92	5.43	5.33	5.44	5.33	5.22
4.52	4.44	4.28	4.11	4.33	4.37	4.19	4.77	4.88	4.82	4.98	4.88	5.06
5.20	4.77	4.39	4.04	3.86	3.91	3.66	4.13	4.11	4.55	4.66	4.93	4.91
5.04	4.93	5.09	5.15	5.38	5.58	5.48	5.46	5.37	5.27	5.30	5.34	5.43
4.69	3.98	3.71	4.43	3.81	4.16	4.26	4.29	4.15	4.15	4.18	4.33	4.77
4.07	3.95	3.43	3.92	3.83	4.04	3.93	4.05	4.15				4.24
4.77	4.33	4.39	4.42	4.47	4.47	4.63	4.73	4.51	4.46	4.30	4.59	4.57
5.10	5.02	4.92	4.88	4.96	4.91	4.95	5.10	5.17	5.23	5.24	5.30	5.25

中華民國二十八年

Relative Humidity at every hour of day.

時日	1	2	3	4	5	6	7	8	9	10	11	中午 Noon
1	94.9	94.9	97.3	100.0	100.0	100.0	100.0	100.0	100.0	85.6	66.8	53.8
2	92.4	95.0	97.4	98.6	97.4	100.0	100.0	100.0	95.2	83.0	59.6	58.8
3	90.2	95.6	96.5	98.7	97.4	98.7	100.0	100.0	92.6	69.7	56.5	38.4
4	76.0	77.0	81.2	83.5	83.4	85.0	88.4	86.3	75.3	70.8	52.4	40.2
5						90.1	90.1	86.6	74.2	71.3	57.6	37.5
6	86.7	86.6	91.4	87.5	88.8	89.9	91.1	85.7	77.9	68.9	63.9	45.3
7	58.8	55.4	70.7	56.3	58.1	60.5	72.5	71.4	74.9	76.4	25.1	50.6
8	63.7	66.1	66.0	66.4	67.1	69.5	69.5	66.0	67.6	63.7	55.9	45.5
9	86.7	88.3	93.6	93.5	95.1	96.1	97.5	95.0	91.6	80.4	61.6	48.6
10						94.0	93.8	96.5	94.2	81.4	60.2	46.4
11	72.6	73.6	78.6	77.5	78.5	84.0	55.1	82.8	71.2	67.8	63.8	54.0
12	91.7	91.6	95.2	95.2	97.3	96.1	100.0	100.0	100.0	100.0	100.0	100.0
13	100.0	100.0	98.9	100.0	100.0	100.0	100.0	100.0	95.1	90.4	84.7	74.3
14	98.9	100.0	100.0	98.8	100.0	100.0	98.8	100.0	100.0	100.0	100.0	100.0
15	98.6	96.6	98.7	98.7	98.7	100.0	100.0	100.0	100.0	100.0	100.0	92.6
16	83.9	85.2	86.3	87.4	96.9	95.5	98.4	100.0	98.5	93.4	72.9	58.1
17	69.8	71.8	73.8	76.0	72.0	71.9	73.7	65.8	58.9	46.6	39.9	34.9
18	60.0	65.1	70.4	66.0	75.2	78.2	87.7	83.6	81.6	50.1	77.7	72.3
19	78.6	80.5	85.6	86.8	89.2	90.7	92.0	91.0	85.4	80.5	67.1	56.7
20	86.2	87.3	89.8	90.8	90.7	91.6	94.6	93.5	88.9	71.2	55.8	34.6
21	74.0	73.2	73.0	78.3	78.0	77.8	76.7	75.4	74.0	67.2	60.7	55.0
22	82.0	82.0	82.9	85.4	87.3	90.0	94.6	94.1	84.4	71.5	65.7	61.7
23	79.6	80.5	82.6	86.4	91.1	94.7	96.2	94.8	89.2	71.2	60.5	58.5
24	83.3	82.1	84.2	87.0	90.0	86.5	88.8	84.0	77.0	62.4	51.4	40.6
25	72.8	72.2	77.7	77.6	81.1	75.4	76.3	72.7	69.4	65.2	60.0	55.0
26	77.2	80.5	83.7	83.7	83.8	87.0	88.2	88.1	79.1	68.4	57.5	44.5
27	62.2	66.8	68.2	71.1	75.6	80.1	80.2	74.4	69.4	67.5	52.8	43.0
28	71.1	71.0	76.2	78.3	83.8	78.3	80.5	74.0	66.4	66.8	56.4	44.8
29	67.8	70.7	69.4	75.1	76.0	76.6	80.0	74.2	70.7	60.7	46.5	39.2
30	55.0	57.2	60.6	61.2	66.2	65.7	67.6	61.7	61.4	58.4	46.6	36.8
31						62.0	66.0	66.5	59.6	53.5	44.1	37.8
平均 Mean	79.1	80.3	83.2	83.9	83.7	86.1	88.0	85.8	81.5	73.8	62.2	54.3

一月逐日各時相對濕度(%)

In the Month of January, 1939. (%)											下夜平均	
13	14	15	16	17	18	19	20	21	22	23	Midn.	Mean
48.6	41.8	42.0	40.8	45.7	51.4	55.1	77.4	81.4	84.6	85.7	90.2	76.6
52.5	45.7	43.1	44.3	49.5	62.2	70.1	75.0	80.4	82.5	85.6	100.0	77.8
35.5	32.2	35.6	31.7	34.7	38.5	49.2	51.2	54.5	60.5	66.1	71.6	66.5
34.8	36.3	35.5	31.5	39.1	48.4	49.3	61.4	66.5				62.2
35.4	40.5	42.2	37.9	45.1	49.9	50.2	68.5	75.4	78.4	82.4	84.4	62.9
42.2	41.3	37.4	38.2	52.8	53.5	55.6	86.1	57.7	55.0	57.5	60.0	65.5
37.6	29.7	38.1	41.6	54.2	60.7	46.4	47.2	50.9	52.3	57.3	58.3	53.6
44.2	45.5	43.2	45.5	47.3	61.9	67.7	72.3	74.1	78.1	78.9	80.0	62.8
44.7	38.7	33.0	33.1	39.5	52.7	44.9	60.3	64.4				68.5
43.5	40.1	32.4	34.5	41.0	52.9	56.7	62.2	68.1	68.9	66.9	69.9	63.4
48.3	41.5	41.2	43.1	48.9	62.6	72.0	73.6	78.5	79.4	82.8	88.2	68.7
100.0	100.0	97.6	96.4	97.5	98.9	100.0	98.7	98.8	97.4	95.0	97.5	97.9
63.9	65.1	65.2	65.7	81.1	84.7	89.3	94.5	95.0	100.0	100.0	98.8	89.3
100.0	100.0	100.0	100.0	100.0	100.0	100.0	100.0	100.0	100.0	100.0	100.0	99.9
80.5	98.6	83.6	77.3	84.0	87.0	94.9	82.0	81.1	81.1	83.0	83.1	91.7
47.3	45.5	45.3	44.6	46.3	54.2	55.8	59.4	62.9	65.6	66.3	68.2	71.6
35.2	36.1	33.0	36.1	37.9	52.1	54.3	55.7	56.6	54.7	55.3	62.6	55.2
61.5	64.0	62.9	53.9	49.9	55.5	56.7	60.6	65.1	68.3	71.2	76.7	68.5
53.2	46.9	48.9	49.2	53.5	62.5	77.2	80.5	73.1	76.2	80.5	83.7	73.7
49.6	45.5	45.5	47.7	51.7	60.0	67.9	69.0	73.8	74.4	74.4	76.0	72.3
54.4	52.0	49.6	51.6	52.7	65.1	68.7	71.5	77.7	79.7	80.1	82.0	68.7
57.3	52.8	47.1	47.1	51.2	56.5	61.9	66.1	67.8	68.1	71.5	72.7	71.3
53.4	45.2	44.5	42.4	46.7	58.3	64.9	70.1	73.5	75.3	77.4	81.4	71.6
43.3	42.6	37.3	37.0	42.0	50.2	51.7	56.8	58.2	62.6	67.1	68.9	64.0
53.6	50.0	34.9	42.6	44.0	48.6	55.1	58.0	67.2	69.5	72.4	73.0	63.5
38.0	35.2	33.4	33.6	39.0	45.9	51.1	56.4	57.8	59.3	62.7	65.0	62.2
43.4	37.5	32.7	30.8	32.1	39.7	39.2	45.4	47.1	54.7	57.9	63.3	55.6
41.5	39.3	39.9	41.8	47.0	60.6	59.5	60.9	61.5	61.3	62.8	65.9	62.2
39.2	31.9	28.8	35.5	32.4	42.8	47.2	48.5	48.4	49.2	51.2	55.3	54.9
32.6	30.1	27.0	30.0	32.1	41.3	42.9	45.1	48.5				49.0
39.1	34.1	34.7	36.4	38.8	45.7	51.6	54.4	53.1	54.2	54.0	60.2	49.9
50.1	47.9	45.7	45.9	50.3	58.2	61.6	65.6	68.4	71.1	73.2	76.3	68.4

中華民國二十八年

Wind Direction and Wind Velocity of

時日	6		7		8		9		10		11		12		13	
	向	速	向	速	向	速	向	速	向	速	向	速	向	速		
航別	Dir.	Vel.	Dir.	Vel.	Dir.	Vel.	Dir.	Vel.	Dir.	Vel.	Dir.	Vel.	Dir.	Vel.	Dir.	
1	SSW	11.0	SSW	12.0	SSW	11.6	SSW	11.4	SSW	13.7	SSW	11.2	SSW	13.7	SSW	15.1
2	SSW	8.0	SSW	7.4	SSW	11.7	SSW	9.2	SSW	11.6	SSW	13.6	SSW	13.5	SSW	15.7
3	SSW	12.0	SSW	13.0	SSW	13.8	SSW	12.8	SSW	14.9	SSW	14.3	SSW	18.5	SSW	16.2
4	SSW	10.2	SSW	9.5	SSW	9.9	SSW	7.5	SSW	10.8	SSW	11.2	SSW	10.8	SSW	10.1
5	S	6.6	S	9.3	S	5.3	SSW	5.1	SSW	6.9	SSW	6.9	SSW	11.6	SSW	13.6
6	SSW	8.0	SSW	7.6	SSW	8.5	SSW	7.4	SSW	8.9	SSW	12.2	SSW	12.6	SSW	18.2
7	SSW	6.0	SSW	7.4	SSW	4.3	SSW	4.6	SSW	6.3	SSW	7.4	SSW	8.4	SSW	8.5
8	SSW	8.0	SSW	8.2	SSW	6.9	SSW	7.4	SSW	10.0	SSW	11.4	SSW	10.3	SSW	10.7
9	SSW	9.2	SSW	11.1	SSW	9.4	SSW	10.6	SSW	9.0	SSW	15.9	SSW	17.4	SSW	11.1
10	SSW	12.6	SSW	10.1	SSW	11.3	SSW	11.2	SSW	11.1	SSW	10.3	SSW	16.7	SSW	14.1
11	SSW	5.0	SSW	3.7	SSW	8.5	SSW	6.2	SSW	9.4	SSW	12.3	SSW	9.8	SSW	9.6
12	SSW	3.0	SSE	12.3	SSE	7.7	S	7.9	SSW	5.1	SSW	10.6	SSW	9.5	SSW	5.3
13	SSW	7.9	SSW	6.0	SSW	6.5	SSW	7.0	SSW	6.2	SSW	9.0	SSW	10.4	SSW	10.9
14	ENE	8.1	ENE	8.3	ENE	8.2	ENE	8.3	ENE	0.7	NE	4.9	ENE	0.3	ENE	0.1
15	SSW	5.2	SSW	7.0	SSW	8.1	SSW	4.3	SSW	5.5	SSW	5.0	SSW	9.3	SSW	11.3
16	SSW	11.2	SSW	11.8	SSW	10.4	SSW	10.0	SSW	8.5	SSW	15.9	SSW	18.4	SSW	10.7
17	SSW	11.5	SSW	10.5	SSW	12.3	SSW	11.3	SSW	15.3	SSW	17.2	SSW	19.4	SSW	19.3
18	NNE	7.7	NNE	8.8	ENE	9.7	NE	8.9	ENE	9.3	ENE	7.3	ESE	6.2	S	7.8
19	SSW	8.4	SSW	6.8	SSW	6.2	SSW	7.8	SSW	8.4	SSW	8.7	SSW	12.7	SSW	14.2
20	SSW	10.8	SSW	10.4	SSW	13.3	SSW	11.4	SSW	13.9	SSW	16.4	SSW	15.1	SSW	15.8
21	SSW	11.4	SSW	13.4	SSW	12.0	SSW	11.4	SSW	9.7	SSW	13.7	SSW	12.9	SSW	11.5
22	SSW	8.0	SSW	10.8	SSW	8.1	SSW	13.6	SSW	7.9	SSW	9.7	SSW	10.7	SSW	12.8
23	SSW	12.0	SSW	10.5	SSW	11.6	SSW	11.5	SSW	13.6	SSW	15.3	SSW	16.6	SSW	15.4
24	SSW	15.3	SSW	16.3	SSW	15.0	SSW	13.4	SSW	14.3	SSW	16.3	SSW	13.2	SSW	12.9
25	SSW	7.7	SSW	6.7	S	6.7	S	7.8	SSW	5.2	SSW	6.8	SSW	8.1	SSW	7.0
26	SSW	9.2	SSW	9.3	SSW	7.9	SSW	10.0	SSW	10.2	SSW	11.7	SSW	13.7	SSW	15.0
27	SSW	6.0	SSW	6.9	S	6.2	SSW	6.7	SSW	6.0	SSW	9.3	SSW	9.3	SSW	7.6
28	SSW	11.4	SSW	8.1	SSW	10.4	SSW	9.1	SSW	10.7	SSW	8.7	SSW	16.5	SSW	18.6
29	SSW	9.3	SSW	6.3	SSW	8.5	SSW	9.7	SSW	9.5	SSW	13.4	SSW	15.0	SSW	14.0
30	SSW	8.3	SSW	9.6	SSW	10.5	SSW	7.9	SSW	7.7	SSW	7.9	SSW	13.6	SSW	12.5
31	SSW	9.2	SSW	11.1	SSW	10.3	SSW	8.3	SSW	9.9	SSW	9.6	SSW	16.2	SSW	17.3
Mean		9.3		9.5		9.5		9.1		9.4		11.2		12.9		13.1

一月逐日各時降水量 (mm)													
in the Month of January, 1939. (mm)													
12-13	13-14	14-15	15-16	16-17	17-18	18-19	19-20	20-21	21-22	22-23	23-24	總計 Total	
	0.3	0.1	7										2.4
	0.9	0.6	0.5	0.4	0.2	0.4	0.6	0.6	0.1	0.7	0.6	1.6	1.6
		0.4	0.2									0.5	12.8
													2.7
1.2	1.1	0.7	0.4	0.2	0.4	0.6	0.6	0.1	0.7	0.6	2.1	19.5	

中華民國二十八年一月

Daily Values of Meteorological Elements

日期 Date	氣壓 pressure (560 mm ₊)	溫度 Temperature (°C)					濕度 Humidity		雲量 Amount of cloud 0-10	
		平均 Mean	最高 Max.	最低 Min.	較差 Range	表面 Temp (°C)	濕度 Earth mm	相對 Relative %		
1	74.23	7.8	14.5	3.7	10.8	3.0	9.8	5.78	76.6	1.2
2	74.12	7.7	13.7	3.9	9.8	3.8	9.7	5.69	77.8	2.6
3	74.35	8.1	14.9	3.5	11.4	3.3	10.2	5.00	66.3	1.2
4	74.10	8.9	15.5	3.9	11.6	2.8	11.3	5.06	62.2	0.8
5	74.23	8.8	14.5	4.5	10.0	2.7	10.9	5.39	62.9	0.8
6	73.81	8.3	13.6	4.4	9.2	3.4	10.2	5.21	65.3	3.6
7	74.53	7.9	14.7	3.1	11.6	0.8	10.3	4.18	53.6	0.1
8	74.80	7.7	13.3	3.4	9.9	1.9	9.4	4.90	62.8	0.3
9	75.64	8.6	15.2	4.4	10.8	3.3	10.6	5.52	68.3	2.7
10	76.20	9.0	15.3	5.0	10.3	4.1	10.7	5.45	63.4	0.6
11	76.15	9.5	16.1	5.2	10.9	2.9	11.7	5.95	68.7	0.7
12	76.33	5.9	6.9	1.7	2.2	4.6	5.9	6.80	77.9	10.0
13	77.16	6.1	11.2	3.1	8.1	2.9	7.9	6.25	69.3	8.1
14	76.44	2.0	3.1	0.7	2.4	0.4	2.2	5.30	99.9	10.0
15	73.84	3.9	6.9	2.6	4.3	2.0	4.5	5.59	91.7	3.3
16	72.38	5.8	12.7	0.9	11.8	0.4	7.3	4.73	71.6	0.6
17	73.60	6.8	12.9	1.5	11.4	0.3	8.6	3.93	55.2	0.0
18	75.76	6.2	12.4	-0.8	13.2	-1.3	8.3	4.83	68.5	0.6
19	74.52	6.9	12.9	2.8	10.1	1.5	8.9	5.38	73.5	1.1
20	71.98	2.3	13.2	3.2	10.0	2.4	9.1	5.36	72.3	4.7
21	72.80	7.3	13.0	2.9	10.1	1.3	9.3	5.22	68.7	1.7
22	74.42	8.0	14.0	3.7	10.3	2.4	9.8	5.63	71.3	1.5
23	73.63	8.8	16.2	3.2	13.0	2.2	10.6	5.88	71.6	0.6
24	73.15	9.1	16.2	4.5	11.7	3.4	11.1	5.32	64.0	1.8
25	73.84	8.6	16.4	4.5	10.9	2.3	11.3	5.22	65.5	4.5
26	72.83	8.8	15.2	3.5	11.7	2.1	10.7	5.06	62.2	0.0
27	73.92	9.6	15.8	4.3	11.3	2.4	11.9	4.81	53.6	0.5
28	74.22	9.6	15.2	5.1	10.1	3.6	11.6	5.43	62.2	0.4
29	74.12	9.6	15.6	4.1	11.5	2.8	11.5	4.77	54.9	0.2
30	73.54	9.5	15.7	3.9	11.8	2.8	11.4	4.24	49.0	0.0
31	72.42	9.5	15.2	1.7	10.5	3.7	11.7	4.57	49.9	0.1
總數或平均 T. or M.	74.30	7.8	13.6	3.5	10.1	2.4	9.6	5.25	66.4	2.2

逐日氣象平均要素表

In the Month of January, 1939.

日照時數 Duration of Sunshine h.	太陽熱力 Solar Radiation (°C)		風 Wind		降水量 Precipitation		能见度 Vis.	蒸發量 Amount of Evap- ora- tion.	雜項 Miscell- aneous Informa- tion
	黑球 B. bulb	白球 w. bulb	平均速 Mean vel. m/s	最多向 Dir. Domin.	量 Amt.	時數 Dur. h.			
8.7	36.0	24.8	11.6	SSW			6.4	1.0	☉ ☁ 7
8.9	35.4	23.4	11.5	SW			6.8	1.2	☉ ☁ 7
9.5	36.5	24.1	13.6	SW			7.2	1.6	☉ ☁ 7
10.5	37.2	25.0	12.3	SW			8.9	1.7	☉ ☁ 7
10.3	35.7	24.4	11.0	SSW			8.9	1.6	☉ ☁ 7
10.2	36.4	25.5	11.7	SW			8.6	1.4	☉ ☁ 7
10.4	37.9	24.9	8.7	SSW			7.5	1.5	☉ ☁ 7
10.5	35.0	22.5	13.1	SSW			8.5	1.5	☉ ☁ 7
10.2	39.0	26.2	13.6	SSW			8.5	1.4	☉ ☁ 7
10.6	35.5	24.0	13.2	SSW			8.4	1.5	☉ ☁ 7
10.5	37.7	25.3	9.8	SSW			8.5	3.5	☉ ☁ 7
9.0			7.5	SSW	2.4	5.5	1.9	0.2	☉ ☁ 7
6.6	40.4	25.9	7.5	SSW	1.6	0.5	6.5	1.1	☉ ☁ 7
9.9			4.6	ENE	12.8	21.1	0.3	0.0	☉ ☁ 7
4.4	31.5	17.1	11.1	SW	2.7	10.8	5.3	1.2	☉ ☁ 7
9.0	34.8	22.1	14.0	SW			6.8	3.7	☉ ☁ 7
10.6	35.5	22.7	14.4	SW			8.8	5.2	☉ ☁ 7
10.6	33.6	20.5	9.8	SSW			6.4	1.1	☉ ☁ 7
10.4	34.8	22.2	12.2	SW			8.1	2.6	☉ ☁ 7
10.2	35.0	21.4	14.5	SW			8.6	2.5	☉ ☁ 7
10.5	36.6	25.2	12.3	SW			7.9	2.6	☉ ☁ 7
10.3	36.1	24.1	12.5	SW			7.5	4.1	☉ ☁ 7
10.5	38.2	26.3	14.5	SW			7.5	4.6	☉ ☁ 7
10.6	38.5	26.4	14.2	SW			7.8	5.5	☉ ☁ 7
9.5	39.2	31.0	9.1	SW			7.8	4.3	☉ ☁ 7
10.7	37.6	30.7	12.8	SW			8.5	6.0	☉ ☁ 7
10.7	38.4	27.6	10.3	SSW			7.6	6.2	☉ ☁ 7
10.7	37.9	25.9	14.7	SW			8.5	6.3	☉ ☁ 7
10.7	38.7	25.0	13.5	SW			8.5	7.3	☉ ☁ 7
10.8	38.6	30.6	11.4	SW			8.8	7.0	☉ ☁ 7
10.7	37.8	31.9	14.2	SW			9.0	7.4	☉ ☁ 7
287.8			11.9	SW	19.5	37.9	7.4	95.9	

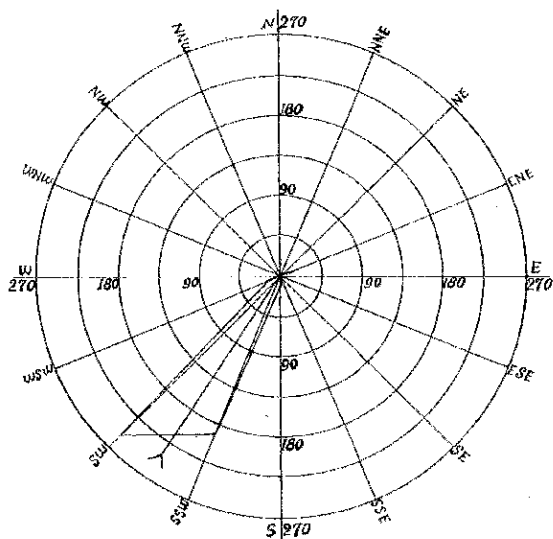
中華民國二十八年一月逐日晴見度 (0-9)

Visibility of every day, in the month of January, 1939, (0-9)

日 D.	時 H.	7	8	9	10	11	12	13	14	15	16	17	平均 Mean
1		0	0	0	8	8	9	9	9	9	9	9	6.4
2		0	0	0	8	8	8	9	9	9	9	9	6.8
3		0	0	9	9	9	9	9	9	9	9	9	7.2
4		8	9	9	9	9	9	9	9	9	9	9	8.9
5		8	9	9	9	9	9	9	9	9	9	9	8.9
6		9	9	9	8	8	8	8	9	9	9	9	8.6
7		8	8	7	6	7	7	7	8	8	8	8	7.5
8		8	8	8	8	8	9	9	9	9	9	9	8.5
9		7	8	8	8	8	9	9	9	9	9	9	8.6
10		7	8	8	8	8	8	9	9	9	9	9	8.4
11		8	8	8	8	8	8	9	9	9	9	9	8.5
12		1	1	0	0	0	0	1	6	6	6	6	1.9
13		0	4	7	7	7	7	7	8	8	8	8	6.5
14		0	1	0	0	0	0	0	1	1	1	1	0.3
15		0	0	1	6	7	7	8	8	1	9	9	5.3
16		2	2	2	7	8	9	9	9	9	9	9	6.8
17		8	8	9	9	9	9	9	9	9	9	9	8.8
18		5	6	6	5	6	7	7	7	7	7	7	6.4
19		8	8	7	7	7	8	8	9	9	9	9	8.1
20		8	8	8	8	8	9	9	9	9	9	9	8.6
21		7	8	8	8	8	8	8	8	8	8	8	7.9
22		7	7	8	7	7	7	8	8	8	8	8	7.3
23		7	8	8	8	8	8	8	8	8	7	8	7.5
24		7	7	8	8	8	8	8	8	8	8	8	7.8
25		7	8	8	8	8	8	8	8	8	8	8	7.8
26		8	8	8	7	8	9	9	9	9	9	9	8.5
27		7	7	7	7	7	7	8	8	8	8	8	7.6
28		8	8	8	8	8	9	9	9	9	9	9	8.5
29		8	8	8	8	8	9	9	9	9	9	9	8.5
30		8	8	9	9	9	9	9	9	9	9	9	8.8
31		8	9	9	9	9	9	9	9	9	9	9	9.0
平均 Mean		5.7	6.1	6.7	7.3	7.5	7.9	7.9	7.9	8.3	8.3	8.3	7.4

中華民國二十八年一月份風向圖

WIND ROSE FOR JANUARY, 1939.



風向次數
Frequency

合成風向
Resultant direction

方向 Dir.	N	NNE	NE	ENE	E	ESE	SE	SSE	S	SSW	SW	WSW	W	WNW	NW	NNW	N	C
次數 Frequency	5	3	14		1		6	10	19	3	25	12						2
百分數 %	0.6	0.6	2.9		0.2		1.2	2.0	3.8	5.0	8.2	2.4						0.4

立 南 省 雲
所 候 側 明 昆

第 四 卷 第 二 期

氣 象 月 報

龔 自 知 題



中 華 民 國 二 十 八 年 二 月 份

MONTHLY METEOROLOGICAL BULLETIN

OF

METEOROLOGICAL STATION OF YUNNAN PROVINCE,

KUNMING.

February, 1939.

VOL. 4, NO. 2.

目 次

頁

<i>Table of Contents</i>		<i>page</i>
凡例	<i>Explanatory Remarks.</i>	1
本月份天氣概況	<i>A Summary of Weather Conditions, during the Month of February, 1939.</i>	2
本月份氣象概要	<i>Monthly Summary.</i>	3
氣壓	<i>Barometric Pressure.</i>	4-5
氣溫	<i>Air Temperature.</i>	6-7
地面溫	<i>Earth Temperature on the surface.</i>	8-9
地內溫	<i>Earth Temperature.</i>	10
雲量	<i>Cloud Amount.</i>	11
絕對濕度	<i>Absolute Humidity.</i>	12-13
相對濕度	<i>Relative Humidity.</i>	14-15
雲狀與雲向	<i>Cloud: Forms and Direction.</i>	16-17
風向及風速	<i>Wind Direction and Velocity.</i>	18-19
降水量	<i>Precipitation.</i>	20-21
逐日氣象平均要素	<i>Daily Values of Meteorological Elements.</i>	22-23
能見度	<i>Visibility.</i>	24
各項氣象要素逐日變遷圖	<i>March of Different Meteorological Elements.</i>	25
風向圖	<i>Wind Rose.</i>	26

民國二十八年二月昆明天氣概況

一、概 得

本月天氣亦一月兩水帶沙前後，上中兩旬，晴雨甚為均勻，並較溫暖；月內晴天十二日，曇天八日，雨天七日，較近於常年標準日數；全月降水量總計17.7m.m.，比歷年同月平均標準雨量27.5m.m.尚少3.5m.m.，比前年亦少2.3m.m.，但比去年則多3.0m.m.

本月開始季中有電力現象，降水四期，無非雷雨，並有遠雷閃電各七日；氣溫平均8.2°C.，較前幾期減低甚速。歷年同月平均及去年同期，約低一二度，有霜日數亦極減少，霜雨中日均減成。可見在暖季沙之突減現象。

全月有強風四日，大風十四日，疾風六日，暴風四日，逐日最大風力皆不下六級，其方向SW最多，SSW次之，WSW較之，其頻度亦然，而N、NNE、ESE、SE、ENE、NW、NNW、風向，則伏波者，然亦較強，異常猛進，已非各季風向之狀矣。

月初一二三日，晚上月超過已九日；四日晨，NE風驟起，氣溫最低1.2°C.，平流仍特，SW，四五六日天曇，六日四時前，遠雷閃電，七時微有雨高，十一時WSW風烈；建水，十二時，NE風狂，飛沙走石，人馬散亂，賴傘助幸，歷二十分鐘休息，微雨，仍特略；是紅河地帶，空氣灼熱，激流運動激烈而起小旋風，影響昆明氣壓驟降，入夜始見閃電。

九日，九時，降雨及霰，得量0.8m.m.，二十時，雷雨交作，得量0.4m.m.，是為本年雷前之初期；十日，午前即大風；十一日，氣壓甚低，夜間雷雨大風，降水5m.m.，十四日，十九時半，雷電由遠及近，二十時後，降雨0.3m.m.，十五日，九時即有雷雨，十一時，氣壓而驟高57.82ca.m.（米施高坡訂正）十三時風靜，繼又雷雨至，得量9.8m.m.，為本月一月中最大雨量，餘繪如次。

十六日，晴天，氣壓漸降；晨，暴狂大冰雹，成災！十七日，天於日晡；十八日，十四時氣壓最低570.47m.m.，十六時，烈風降雨，入夜遠雷閃電；十九日十七時雷雨降；二十日，氣溫漸昇，氣壓復降；十一時又雨，總計三日降水量0.9m.m.

二十一日至二十八日，連日晴時，凝霜已滅。二十二日十三時，SW風速最大每秒24.1m.，物有損毀；二十六日，下午雷雨無量；二十八日，氣溫最高19.2°C.，總計氣流甚表。

中華民國二十八年二月氣象綱要
Monthly Summary for February, 1939.

	氣 壓	Air Pressure
極端最高	Extreme maximum	577.82mm (15日 11時 on 15th 11h)
極端最低	Extreme minimum	570.47mm (18日 14時 on 18th 14h)
平 均	Mean	573.99mm

	氣 溫	Air Temperature
極端最高	Extreme maximum	19.2°C (28日 on 28th)
極端最低	Extreme minimum	1.2°C (4日 on 4th)
最高平均	Mean maximum	14.5°C
最低平均	Mean minimum	4.3°C
平 均	Mean	8.9°C

	風	Wind
最大風速	Maximum velocity	24.1m/s (22日 13時 on 22th 13h)
合成風向	Resultant direction	S 40° 27' 47" W

	降 水 量	Precipitation
降 水 量	Precipitation	17.7m.m.
一日最多雨量	Greatest in 24 hours	9.8m.m. (15日 on 15th)
一小時最多雨量	Greatest in 1 hour	5.7m.m. (15日 14--15時 on 15th 14-15h)

	雜 項	Miscellaneous Informations
晴天日數	Clear days	13
曇天日數	Partly cloudy days	8
雨天日數	Rainy days	7
有霧日數	Days with <i>steep</i>	2
有雷雨日數	Days with <i>thunderstorm</i>	4
有濕霧日數	Days with <i>wet fog</i>	1
有底霧日數	Days with <i>ground fog</i>	28
有霜日數	Days with <i>hoar--frost</i>	15
有露日數	Days with <i>dew</i>	4
有大風日數	Days with <i>gale</i>	18
有雷聲日數	Days with <i>thunder</i>	7
有閃電日數	Days with <i>lightning</i>	7
有日暈日數	Days with <i>solar halo</i>	2
有月暈日數	Days with <i>lunar corona</i>	2
有虹日數	Days with <i>rainbow</i>	3

中華民國二十八年

Barometric pressure of every hour of

日 D.	時 H.	1	2	3	4	5	6	7	8	9	10	11	中午 Noon
1		72.06	72.02	71.99	71.66	71.53	71.90	72.54	73.13	73.51	73.60	73.46	72.34
2		74.21	74.24	74.23	74.25	74.31	74.46	74.62	75.24	75.81	76.20	76.06	74.63
3		74.21	74.10	73.89	73.78	73.76	73.65	73.87	73.97	74.34	74.63	74.12	74.06
4		75.31	75.27	75.23	75.19	75.16	75.12	75.46	75.78	76.26	76.60	76.70	75.99
5		75.35	75.31	75.18	75.03	74.78	74.73	74.95	75.25	75.52	75.71	75.58	74.86
6		73.43	73.28	73.02	72.86	72.70	72.80	73.21	73.54	73.73	73.89	73.18	72.66
7		73.25	73.27	73.30	73.33	73.41	73.51	73.82	74.55	75.04	75.23	75.10	74.56
8		75.29	75.26	75.28	75.64	75.01	75.18	75.59	75.78	75.97	76.14	75.31	75.02
9		74.67	74.65	74.52	74.39	74.26	74.33	74.74	74.74	74.93	74.98	74.89	73.87
10		73.23	72.94	72.95	73.05	72.96	73.52	73.56	73.56	74.04	74.22	73.90	73.53
11		73.01	72.76	72.51	72.06	72.12	72.27	72.70	73.06	73.25	73.35	73.09	72.57
12		73.26	73.17	72.99	72.76	72.73	72.75	72.96	73.07	73.49	73.53	73.26	72.58
13		73.09	73.02	72.91	72.89	72.78	72.86	73.17	73.37	73.94	74.21	73.76	73.66
14		74.57	74.58	74.58	74.69	75.20	75.61	76.11	76.41	77.10	77.25	77.11	76.68
15		77.12	77.09	76.96	76.73	76.70	76.67	76.97	77.30	77.36	77.81	77.82	76.81
16		76.15	75.93	75.70	75.47	75.44	75.42	75.56	75.84	75.82	76.09	75.87	75.44
17		75.49	75.38	74.97	74.71	74.45	74.39	74.41	74.70	74.85	74.93	74.38	73.53
18		72.19	71.98	71.81	71.78	71.54	71.46	71.76	72.35	72.81	72.69	72.47	72.04
19		72.96	72.95	72.93	72.91	73.49	73.47	74.29	74.89	75.37	75.62	75.41	75.15
20		75.78	75.64	75.60	75.46	75.27	75.23	75.71	75.91	76.08	76.63	76.41	76.21
21		75.91	75.91	75.81	75.71	75.51	75.51	75.71	76.11	76.29	75.92	75.69	75.15
22		74.22	74.16	73.80	73.64	73.09	73.33	73.53	74.32	74.89	74.34	74.33	74.19
23		74.77	74.54	74.22	73.99	73.96	73.94	74.29	74.57	74.84	75.08	74.66	73.99
24		73.44	73.42	73.00	72.86	72.96	73.05	73.54	73.92	74.19	74.36	75.94	74.78
25		74.85	74.55	74.24	74.24	74.33	74.53	74.74	75.13	75.49	75.26	75.23	74.59
26		73.52	73.37	73.21	73.15	73.29	73.73	74.13	74.81	74.98	74.95	74.51	74.08
27		73.60	73.47	73.14	73.11	73.08	73.05	73.59	73.67	73.93	73.83	73.66	72.92
28		73.63	73.58	73.53	73.48	73.93	74.18	74.51	74.97	75.36	75.57	75.53	74.82
年 Mean		74.24	74.14	73.97	73.87	73.86	73.96	74.28	74.55	74.97	75.09	74.84	74.31

二月逐日各時氣壓 (500m.m.+)

day, in the Month of February, 1939. (500m.m.+)

13	14	15	16	17	18	19	20	21	22	23	于夜 Mitu.	平均 Mean
71.81	71.66	71.50	71.68	71.97	72.37	72.51	73.31	73.52	73.82	74.03	74.13	72.59
74.81	74.06	73.63	73.55	73.68	73.78	73.83	74.05	74.21	74.25	74.24	74.22	74.48
72.94	72.61	72.49	73.54	72.56	73.07	73.53	73.75	74.36	74.32	74.68	75.05	73.81
75.61	75.04	74.78	74.71	74.81	74.94	75.08	75.58	75.78	75.73	75.78	75.63	75.48
74.01	73.48	73.01	73.02	73.01	73.01	73.14	73.46	73.66	73.70	73.65	73.59	74.30
71.69	71.56	71.42	71.81	71.91	72.21	72.34	72.68	73.08	73.16	73.19	73.29	72.77
74.13	73.88	73.74	73.89	73.90	74.08	74.34	74.84	75.26	75.38	75.35	75.32	74.27
74.37	73.84	73.63	73.61	73.71	73.81	74.14	74.46	74.79	74.76	74.73	74.70	74.82
72.95	72.04	71.81	71.78	71.87	72.09	72.49	72.80	73.10	73.21	73.31	73.32	73.58
73.20	72.57	72.31	72.94	72.04	72.36	72.48	73.25	73.31	73.26	73.21	73.06	73.11
71.81	71.47	71.21	71.39	71.39	71.69	72.11	72.56	73.58	73.75	73.52	73.34	72.54
72.05	71.53	71.29	71.39	71.70	72.29	72.49	72.79	73.10	73.09	73.12	73.11	72.69
73.39	74.78	72.53	72.68	72.74	73.43	73.83	74.26	74.38	74.44	74.50	74.51	73.55
76.13	75.52	75.14	75.09	75.19	75.19	75.28	76.22	76.84	76.91	77.08	77.15	75.90
76.37	75.43	75.25	75.43	75.43	75.43	75.66	75.79	76.01	76.03	76.31	76.28	76.46
74.62	74.25	73.91	73.75	74.05	74.35	74.69	75.03	75.43	75.47	75.51	75.65	75.23
72.99	71.36	71.42	71.52	71.64	71.56	71.78	72.19	72.34	72.39	72.29	72.23	73.30
71.60	70.47	70.65	70.83	71.23	71.66	72.08	72.50	72.64	72.72	73.00	72.93	71.94
74.60	73.85	73.82	73.63	74.02	74.45	74.68	75.10	75.38	75.69	75.85	75.81	74.44
75.58	74.99	74.69	74.58	74.47	74.70	75.30	75.60	76.01	76.21	76.21	76.11	75.60
74.82	74.06	73.83	73.68	73.77	73.97	74.61	74.84	75.05	75.09	74.93	74.78	75.11
73.83	72.95	72.43	72.68	72.87	73.38	73.82	74.15	74.77	74.85	74.92	74.89	73.89
73.37	72.72	72.39	72.36	72.93	72.64	73.16	73.47	73.81	73.89	73.87	73.60	73.79
73.14	72.77	72.64	72.65	73.07	73.37	73.70	74.16	74.67	74.97	74.86	74.96	73.64
73.96	73.70	73.38	73.05	73.04	73.37	73.59	73.72	73.86	73.80	73.74	73.68	74.17
73.46	72.93	72.32	72.53	72.74	72.81	73.18	73.59	73.62	73.59	73.66	73.73	73.54
72.30	71.75	71.19	71.15	71.26	71.94	72.27	72.89	73.12	73.52	73.52	73.67	72.89
74.17	73.31	72.67	72.50	72.39	72.70	72.92	73.43	73.67	73.73	73.90	73.67	73.85
78.67	73.16	72.83	72.88	72.98	73.23	73.55	73.95	74.27	74.34	74.39	74.38	73.99

中華民國二十八年

Air Temperature at every hour of												
H D.	H											中 Noon
	1	2	3	4	5	6	7	8	9	10	11	
1	6.8	6.8	6.6	5.7	5.0	4.8	4.5	5.7	7.3	8.8	10.4	11.6
2	6.6	6.6	6.4	6.3	6.0	4.7	3.8	6.5	7.8	8.3	10.3	10.4
3	6.9	6.5	6.1	5.9	5.9	5.7	5.2	7.2	8.4	10.1	11.5	13.4
4	2.6	1.8	1.4	1.3	1.4	1.3	1.2	1.4	2.6	3.6	4.6	7.3
5	5.9	5.2	4.6	4.3	4.0	4.0	4.2	6.1	6.7	6.8	8.6	11.3
6	6.5	6.1	5.8	5.5	4.2	4.3	4.5	4.8	6.6	8.4	10.3	11.9
7	5.9	5.1	5.0	4.6	4.1	4.0	3.8	6.2	8.8	9.4	11.0	12.6
8	5.9	5.5	5.4	5.0	4.8	4.8	4.8	5.2	7.4	8.4	9.8	11.2
9	5.9	5.8	5.6	5.2	5.2	4.7	4.7	6.2	3.4	6.5	7.2	8.9
10	3.7	3.7	3.3	3.5	3.5	3.1	3.3	4.2	5.5	7.4	9.6	10.5
11	5.7	5.6	5.1	5.4	4.6	4.4	4.3	6.2	8.0	9.6	10.7	11.7
12	4.0	4.0	3.6	3.7	3.5	3.4	3.4	3.8	4.9	6.7	7.0	7.5
13	4.0	3.7	3.6	3.3	3.5	3.0	3.0	4.4	5.9	7.7	8.8	10.9
14	6.7	6.9	6.8	6.4	6.3	6.3	6.3	7.1	9.0	11.1	13.0	12.1
15	5.2	5.3	5.3	5.1	5.2	5.7	5.6	5.8	6.6	3.6	3.6	7.1
16	3.3	3.4	3.3	3.2	3.1	2.9	2.8	3.3	4.5	6.5	8.8	9.8
17	6.5	5.9	5.3	5.2	5.0	4.9	5.0	6.9	8.2	9.0	10.8	12.1
18	7.1	7.0	6.5	6.0	5.7	5.3	5.0	6.3	7.7	9.8	10.2	10.6
19	5.2	5.2	4.4	4.5	4.3	3.6	3.5	5.0	6.8	8.5	11.2	11.5
20	7.7	7.6	7.4	7.4	6.9	6.8	6.7	8.6	10.2	10.2	9.2	7.1
21	7.7	7.4	6.9	6.9	6.6	7.1	7.0	7.7	10.3	12.6	13.5	14.0
22	9.3	8.7	8.2	7.8	7.8	7.6	7.8	8.3	11.0	12.6	13.6	15.1
23	9.0	8.6	8.0	7.7	7.2	7.0	7.2	7.8	10.0	12.3	14.6	15.0
24	9.4	9.0	8.3	8.2	7.8	7.5	7.0	8.2	11.1	12.6	13.8	15.2
25	9.7	9.4	9.1	9.1	8.7	8.1	8.1	10.5	11.8	13.0	14.7	15.5
26	10.0	9.9	9.6	9.1	8.9	8.9	8.7	10.8	11.2	12.4	13.9	14.2
27	10.0	9.6	9.1	8.8	8.2	8.2	8.0	9.4	11.5	13.0	14.7	16.6
28	10.9	10.4	9.9	9.7	9.5	7.9	7.5	8.5	10.1	12.0	13.0	15.0
平均 Mean	6.7	6.5	6.1	5.9	5.6	5.3	5.2	6.6	8.0	9.3	10.7	11.8

二月 逐日 谷時 氣溫 (°C)

day, in the Month of February, 1939. (°C)												
13	14	15	16	17	18	19	20	21	22	23	子 Midn.	午 Moon
12.9	13.3	14.1	14.1	12.8	9.5	8.7	8.4	8.1	7.7	7.1	7.4	8.7
11.4	13.3	13.8	13.9	12.9	10.7	9.2	8.9	8.3	8.1	7.5	7.2	8.7
14.2	15.2	15.1	15.3	15.9	11.3	9.9	9.7	9.2	9.1	9.5	5.2	9.6
8.9	11.4	11.1	12.1	10.8	8.4	7.8	8.2	8.9	7.6	7.3	7.1	5.8
12.0	14.4	14.0	13.6	12.7	9.9	9.3	8.7	7.9	7.3	7.3	7.4	8.2
19.9	11.2	11.5	11.3	11.5	9.2	8.0	7.6	6.7	6.5	6.5	6.1	7.7
13.3	11.7	13.6	11.2	11.8	9.6	8.9	8.5	7.9	7.5	6.9	6.7	8.3
12.9	10.5	11.9	10.8	11.6	9.2	8.3	7.9	7.5	6.7	6.7	6.1	7.9
10.7	10.1	11.8	12.1	10.7	9.5	8.1	7.0	6.5	5.1	4.9	3.7	6.9
12.8	13.5	14.8	14.8	12.8	10.1	9.4	8.4	8.1	7.7	6.9	6.4	7.8
12.7	13.4	12.7	12.9	11.0	10.1	9.5	8.9	4.7	3.5	3.9	3.8	7.8
10.1	10.3	9.0	9.1	9.4	7.3	5.7	5.9	5.7	5.9	4.9	4.6	5.9
12.1	13.6	13.8	13.8	12.6	13.3	9.9	8.6	7.8	7.5	7.1	6.8	7.7
11.6	9.1	12.2	13.6	12.1	10.4	9.5	8.1	6.1	5.5	4.5	4.9	8.6
8.5	5.3	4.7	5.4	5.8	5.4	4.8	4.6	4.4	4.0	4.0	4.0	5.3
10.7	12.0	12.3	12.3	11.6	9.1	8.1	7.7	7.1	6.9	6.2	6.5	6.9
12.0	11.0	10.8	10.4	9.7	8.9	8.8	8.6	8.0	7.9	7.7	7.4	8.2
11.9	13.2	12.7	7.4	8.2	8.4	7.6	6.8	6.8	7.9	6.4	5.7	7.9
3.1	12.8	12.0	11.5	8.3	8.0	8.2	8.2	8.2	7.9	8.2	8.2	7.8
9.0	9.6	8.6	9.2	10.0	8.8	8.3	8.0	8.1	7.9	8.2	5.2	8.3
15.4	14.3	15.5	15.4	14.5	12.8	11.3	10.9	10.1	9.8	9.6	8.6	10.7
16.0	17.2	17.2	17.4	15.9	13.9	12.3	11.7	10.8	10.6	10.9	9.7	11.7
16.3	16.8	17.0	17.0	16.5	13.5	12.2	11.8	11.3	10.7	10.3	10.2	11.6
16.6	12.8	17.7	16.8	16.4	14.0	12.8	11.9	11.9	11.0	10.1	10.9	11.9
15.6	16.3	16.9	15.0	14.7	13.1	12.6	11.9	11.8	11.6	10.9	10.2	12.0
14.6	14.3	15.3	11.0	12.5	11.4	10.9	10.4	10.3	10.3	10.1	10.1	11.1
17.3	18.1	17.7	17.6	16.4	14.5	13.0	12.2	12.3	11.8	10.6	11.1	12.5
17.0	17.4	18.8	18.1	17.5	14.3	13.3	13.1	12.8	12.5	11.8	11.6	12.6
12.8	13.1	13.4	13.0	12.3	10.4	9.5	9.0	8.4	8.0	7.7	7.4	8.9

中華民國二十八年

Earth Temperature on the Surface of

時 H O.	6	7	8	9	10	11	12	13
1	4.2	3.9	7.0	8.5	9.2	13.1	15.7	16.3
2	3.7	3.1	8.1	10.8	9.1	16.1	15.9	17.7
3	5.1	5.0	8.2	9.7	10.7	14.4	15.9	16.6
4	1.2	1.2	1.6	3.1	5.0	6.2	13.9	15.2
5	3.5	3.8	6.4	7.5	7.1	11.5	14.9	15.9
6	3.8	4.3	4.8	8.7	10.5	12.8	14.2	11.6
7	3.5	4.0	8.7	12.0	12.6	14.7	16.3	19.7
8	4.3	4.4	7.9	9.7	11.0	11.7	13.4	14.5
9	4.2	4.7	6.6	3.7	7.5	7.6	9.2	11.8
10	2.5	3.3	5.1	8.5	9.7	12.4	13.3	16.6
11	3.9	4.1	7.4	9.8	11.7	13.4	14.1	15.2
12	2.8	2.7	4.1	6.4	8.8	8.1	7.9	12.3
13	2.6	3.0	5.9	8.3	10.4	11.6	14.0	15.4
14	6.1	6.6	8.3	12.6	15.1	17.0	13.7	12.2
15	4.7	5.1	6.0	9.3	2.6	3.6	8.4	9.6
16	2.8	2.6	3.8	5.0	8.9	11.1	11.8	12.4
17	4.4	5.6	9.2	4.4	12.0	14.2	15.2	13.8
18	4.6	3.2	7.8	7.9	10.4	11.1	11.4	13.5
19	3.2	3.4	5.1	8.2	10.8	13.8	13.3	16.2
20	5.8	6.7	10.4	10.4	11.4	9.4	7.8	10.5
21	6.0	7.6	10.1	13.0	15.2	16.2	17.2	18.2
22	7.2	7.2	9.2	12.5	14.4	15.1	16.2	18.0
23	6.4	7.2	9.4	12.2	15.0	16.4	18.0	19.2
24	7.2	6.8	10.4	13.0	15.6	16.0	19.2	19.6
25	7.6	8.5	12.1	14.8	16.3	18.0	18.4	18.2
26	8.1	8.2	13.4	13.5	14.4	14.9	15.1	15.6
27	7.6	7.8	10.4	13.6	15.0	18.2	19.3	20.0
28	6.2	7.4	11.0	13.1	16.4	17.0	20.0	23.0
平均 Mean	4.8	5.1	7.8	9.7	11.3	13.1	14.4	15.6

二月 逐日 地面 温度 (°C)

every day, in the Month of February, 1939. (°C)

14	15	16	17	18	19	20	21	平均 Mean
16.6	15.3	15.5	12.2	8.1	8.4	7.9	7.8	12.7
19.0	18.9	17.4	12.7	10.3	8.6	8.6	8.2	11.8
18.0	16.3	15.6	13.7	10.6	9.4	9.2	8.5	11.7
16.7	13.7	11.2	11.2	8.0	7.2	7.2	6.6	8.3
17.3	16.9	13.8	12.5	9.7	9.1	8.3	7.5	10.2
11.9	12.3	12.0	11.1	8.9	7.7	7.2	6.4	9.3
12.7	16.5	11.6	11.7	9.3	8.7	8.2	7.3	11.1
11.4	13.3	13.8	12.2	8.8	7.8	7.4	6.9	9.7
10.5	13.6	13.0	10.6	8.7	7.5	6.6	4.2	8.1
17.2	17.3	16.3	12.3	9.8	9.0	7.8	7.6	10.5
16.2	13.4	14.2	10.8	9.8	9.0	8.8	4.3	10.4
8.1	9.6	9.3	9.2	7.0	5.0	5.4	5.3	7.0
18.4	17.0	15.6	12.2	9.8	8.7	8.1	7.4	10.5
9.8	13.2	15.4	12.3	9.8	9.0	7.7	5.9	10.9
6.1	4.7	5.0	5.6	5.4	4.4	4.2	4.0	5.5
14.7	14.2	13.8	12.1	8.6	7.8	7.4	6.8	9.0
11.5	11.2	10.8	9.7	8.4	8.4	8.3	7.4	9.7
15.0	13.3	6.3	8.0	8.0	7.2	6.2	6.4	8.9
14.4	12.3	11.7	6.4	5.4	7.6	7.8	7.8	9.2
11.0	9.0	9.4	10.3	8.3	6.7	7.4	7.4	8.9
15.2	17.4	16.5	14.8	12.2	11.0	10.2	9.4	13.1
19.8	18.6	17.1	13.3	13.3	11.5	11.0	10.0	13.5
19.4	19.0	16.9	15.7	13.0	11.6	11.2	10.6	13.9
20.5	20.0	17.0	16.8	13.4	12.2	11.7	11.2	14.4
16.2	19.1	15.5	14.5	13.1	12.3	11.4	11.2	14.2
14.9	12.5	10.9	12.4	10.7	10.4	9.8	9.5	12.1
21.3	20.1	19.0	16.0	14.2	12.5	11.5	11.8	14.9
24.4	22.4	20.3	17.0	14.0	12.8	12.6	12.4	15.6
15.3	15.1	13.8	12.1	9.9	9.0	8.5	7.9	10.8

中華民國二十八年二月逐日地內溫度 (°C)

Earth Temperature of every day, in the Month of February, 1939. (°C)

日期 Date	0 cm	5 cm	10 cm	20 cm	25 cm	50 cm	75 cm	100 cm
1	11.0	10.2	10.5	10.3	10.0	10.4	11.0	11.7
2	13.8	10.8	10.4	10.3	10.2	10.5	11.1	11.7
3	14.5	10.8	10.6	10.7	10.4	10.5	11.1	11.7
4	12.2	9.5	9.7	10.3	10.3	10.6	11.1	11.7
5	13.2	9.5	9.6	10.1	10.4	10.6	11.2	11.8
6	12.1	9.9	9.7	10.2	10.3	10.7	11.2	11.8
7	14.5	10.6	10.1	10.1	10.3	10.7	11.2	11.8
8	12.5	10.1	9.9	10.3	10.2	10.6	11.2	11.7
9	7.0	8.3	8.8	9.8	10.3	10.7	11.3	11.8
10	12.5	8.6	9.0	9.5	9.8	10.6	11.2	11.8
11	14.2	10.0	9.7	9.8	10.1	10.6	11.3	11.8
12	6.6	8.6	8.8	9.8	10.2	10.6	11.3	11.8
13	13.9	9.5	9.0	9.5	10.1	10.6	11.2	11.8
14	11.0	9.8	9.6	9.8	10.1	10.5	11.2	11.8
15	8.7	7.9	8.4	9.5	10.1	10.6	11.2	11.8
16	10.5	8.7	8.6	8.9	9.9	10.4	11.1	11.7
17	10.8	9.0	8.8	9.1	9.8	10.4	11.1	11.8
18	9.6	8.3	8.3	9.1	9.9	10.4	11.1	11.8
19	10.4	9.1	8.9	9.2	9.8	10.4	11.1	11.7
20	8.0	7.7	8.1	9.1	9.7	10.3	11.1	11.7
21	13.1	10.1	9.5	9.1	8.7	10.3	11.0	11.6
22	14.5	11.0	10.4	9.7	9.5	10.3	11.0	11.6
23	15.9	12.0	11.4	10.7	10.2	10.4	11.0	11.6
24	16.9	12.5	12.0	11.4	10.6	10.6	11.0	11.6
25	15.4	12.8	12.4	11.8	11.0	10.9	11.2	11.7
26	12.5	11.5	11.6	11.9	11.3	11.2	11.3	11.7
27	18.3	13.2	12.5	11.7	11.3	11.3	11.4	11.7
28	20.0	14.4	13.7	12.6	11.5	11.3	11.4	11.7
平均 Mean	12.7	10.2	10.0	10.2	10.2	10.6	11.2	11.7

中華民國二十八年二月逐日雲量 (0-10)

Cloud Amount of every day, in the Month of February, 1939. (0-10)

日 D.	7	8	9	10	11	12	13	14	15	16	17	18	平均 Mean
1	0.0	0.0	0.0	0.0	0.0	0.0	0.0	0.0	0.1	0.1	0.1	0.0	0.0
2	0.0	0.0	0.0	0.2	1.0	1.0	0.6	0.5	0.1	0.0	0.0	0.0	0.3
3	0.0	0.0	0.2	0.0	0.3	0.2	0.5	0.2	0.1	0.1	0.0	0.0	0.1
4	2.7	10.0	3.8	10.0	10.0	7.0	6.0	7.5	2.5	1.5	0.5	0.0	6.2
5	2.5	7.0	0.0	10.0	6.5	4.0	4.0	6.5	6.5	4.0	3.0	6.5	5.9
6	8.5	9.0	6.5	2.0	1.5	2.5	4.0	7.5	7.5	8.0	6.5	2.5	5.5
7	0.0	0.0	0.0	0.1	1.0	1.5	3.5	6.0	4.5	4.0	1.5	1.0	2.0
8	3.0	9.0	3.0	3.0	8.5	6.0	5.0	8.0	5.0	5.5	6.0	3.5	6.3
9	2.0	8.0	10.0	4.0	7.5	8.7	8.5	7.0	5.0	6.0	8.0	2.5	6.4
10	0.0	0.0	0.0	0.0	0.0	0.0	0.0	0.0	0.2	2.0	2.5	3.0	0.6
11	0.2	0.2	3.3	2.0	1.0	3.5	3.5	3.5	3.0	4.0	6.0	4.5	3.1
12	9.5	7.0	3.0	7.0	8.0	8.5	7.5	8.0	7.5	8.5	8.0	4.0	7.2
13	6.0	0.0	0.0	0.1	0.0	0.1	0.1	0.1	0.1	0.1	0.3	0.0	0.1
14	9.5	9.0	1.5	1.0	8.5	9.0	9.5	9.6	9.0	7.0	8.3	3.0	7.1
15	8.8	9.8	10.0	10.0	10.0	4.0	9.5	10.0	10.0	10.0	10.0	9.6	9.3
16	0.0	1.0	1.0	2.5	1.5	1.5	2.0	1.5	3.0	4.0	2.0	0.2	1.7
17	0.5	3.1	3.2	9.5	8.5	8.0	8.5	9.0	9.3	9.0	9.5	8.0	7.9
18	0.3	1.7	2.0	9.0	9.0	9.0	8.0	4.0	9.5	9.5	3.5	3.5	6.3
19	2.5	8.5	3.5	1.5	3.0	3.5	5.0	8.0	9.0	7.5	8.0	4.0	5.5
20	2.5	7.0	9.0	10.0	10.0	10.0	10.0	10.0	8.0	9.0	7.5	4.0	7.9
21	0.1	0.0	0.1	3.0	2.5	3.5	3.0	7.0	6.5	4.0	3.0	1.0	2.8
22	0.0	0.1	0.1	2.0	2.0	2.5	0.5	1.0	0.5	0.1	0.1	0.1	0.8
23	0.0	0.0	0.0	6.0	7.0	7.0	0.1	0.5	1.0	1.5	3.0	2.0	0.7
24	0.0	0.0	0.0	0.0	0.1	1.0	1.0	1.0	1.5	6.0	6.0	1.0	1.5
25	0.0	0.0	0.3	5.0	6.0	8.0	7.0	9.5	8.0	6.5	6.0	5.0	5.1
26	1.0	8.0	8.0	7.0	8.0	8.5	8.5	8.0	8.0	9.5	9.0	3.0	7.5
27	9.3	0.2	0.2	0.5	0.5	1.0	1.0	1.2	1.2	2.5	3.0	2.0	1.1
28	9.2	0.2	0.0	0.2	0.6	3.5	3.5	3.5	3.0	1.5	2.0	1.5	1.6
平均 Mean	2.3	3.6	3.7	3.8	4.1	4.2	4.3	4.9	4.6	4.7	4.4	2.7	5.9

中華民國二十八年

Absolute Humidity at every hour of

時間 Hour	1	2	3	4	5	6	7	8	9	10	11	中午 Noon
1	4.16	3.96	3.66	3.81	3.79	3.62	3.60	3.74	3.44	3.41	3.38	3.45
2						4.03	3.94	4.67	5.14	5.37	5.45	5.32
3	5.07	5.22	5.36	5.37	5.43	5.53	5.36	5.95	6.09	5.89	4.91	4.71
4	4.39	4.26	4.41	4.30	4.20	4.16	3.65	3.80	4.10	4.23	4.30	4.84
5	3.66	3.93	3.51	3.35	3.45	3.55	3.78	6.20	6.40	5.77	6.72	6.33
6	6.05	5.95	6.06	6.11	5.95	5.91	5.83	5.72	6.18	5.84	3.94	4.42
7	4.74	4.89	4.69	4.77	4.81	4.77	4.69	4.95	3.35	5.02	4.76	4.57
8	5.16	5.06	5.90	6.13	6.21	6.14	6.14	6.58	6.65	6.54	5.13	5.29
9	5.43	5.41	5.37	5.56	5.56	5.59	5.68	6.00	5.78	6.66	6.47	5.40
10	4.73	4.73	4.56	4.42	4.36	4.43	4.26	4.31	4.58	4.11	3.81	3.54
11	4.41	4.37	4.36	4.31	4.47	4.39	4.50	4.61	4.66	5.04	4.37	4.68
12	3.70	3.40	3.77	3.74	3.65	3.53	3.53	3.85	6.05	3.89	3.44	4.85
13	4.77	4.01	4.77	4.33	4.73	4.84	4.77	3.09	5.30	3.02	5.16	5.38
14	3.31	3.26	3.26	3.43	3.53	3.55	3.71	3.55	3.70	3.67	3.39	3.37
15	6.13	6.01	6.09	6.17	6.22	6.27	6.31	6.40	6.69	5.94	5.85	6.41
16	3.81	3.77	3.72	3.76	3.64	3.64	3.61	3.72	3.99	6.13	5.69	5.13
17	3.36	3.02	3.62	3.41	3.46	3.36	3.56	6.16	6.44	6.57	6.25	6.11
18	3.41	3.45	3.46	3.50	3.45	3.37	3.33	3.47	3.77	3.83	3.86	3.89
19	3.42	3.80	6.13	3.83	3.83	3.70	3.63	3.64	3.77	3.86	3.63	3.61
20	3.76	3.63	3.94	3.46	3.39	3.20	3.06	3.23	3.67	3.84	3.88	6.73
21	3.75	3.69	3.64	3.48	3.27	3.15	3.29	6.01	3.99	3.90	3.93	3.93
22	3.43	3.30	3.24	3.23	3.23	3.14	4.93	3.28	4.50	3.01	4.08	5.13
23	4.84	4.93	3.06	4.77	4.88	4.88	4.73	4.99	4.80	3.30	3.06	4.72
24	4.45	4.84	4.67	4.83	4.82	4.77	4.80	3.22	3.42	3.36	3.18	3.47
25	3.17	3.30	3.32	3.32	3.38	3.46	3.61	6.00	6.30	6.11	6.24	6.21
26	3.84	3.79	3.73	3.74	3.74	3.74	3.72	6.34	6.27	6.27	6.26	6.05
27	3.84	3.55	3.41	3.13	3.08	4.91	4.99	3.30	3.79	3.49	4.92	4.94
28	4.84	4.88	3.18	3.17	3.42	3.92	3.59	6.23	6.69	7.17	7.16	6.99
平均 Mean	3.27	3.26	3.30	3.24	3.26	3.20	3.17	3.47	3.63	3.62	3.37	3.35

二月逐日各時絕對濕度 (m.m.)

days in the Month of February, 1939. (m.m.)												
13	14	15	16	17	18	19	20	21	22	23	子夜 Midn.	平均 Mean
3.37	3.31	3.35	3.75	3.57	3.52	3.75	3.63	3.82				3.64
5.25	5.18	4.64	4.68	4.55	4.03	4.12	4.15	4.30	4.33	4.69	4.80	4.07
4.33	4.38	3.54	4.07	3.83	4.39	4.59	4.58	4.69	4.74	4.41	4.69	4.09
5.21	5.21	3.64	4.51	4.33	4.26	4.10	4.10	4.25	4.32	4.27	4.59	4.36
5.59	5.23	5.16	5.26	4.95	5.01	5.33	5.56	5.69	5.83	5.83	5.97	5.56
4.34	4.34	4.58	4.65	4.75	4.69	4.82	4.89	4.82	4.83	4.59	4.57	5.16
4.31	4.31	4.00	3.57	3.61	4.21	4.23	4.62	4.94	5.06	5.33	5.48	4.65
4.21	4.29	4.50	4.42	4.97	4.77	4.87	5.19	5.11	5.15	5.15	5.22	5.45
5.30	5.10	4.81	4.68	4.54	4.41	4.46	4.88	4.30	4.54	4.61	4.66	5.23
4.07	3.61	3.93	3.83	3.24	3.54	3.73	4.15	4.53	4.45	4.44	4.38	4.17
5.06	4.81	4.73	4.29	5.02	4.95	4.99	5.14	6.32	5.73	5.74	5.78	4.89
5.10	5.04	4.94	4.90	4.79	5.02	4.98	4.82	4.62	4.85	4.84	4.77	5.27
3.28	3.44	5.38	5.01	4.93	4.69	4.79	5.09	5.23	5.25	5.25	3.28	5.03
5.35	5.15	6.07	6.37	5.84	6.04	6.11	5.61	6.29	6.15	6.04	6.92	5.75
6.40	5.39	6.08	6.48	6.74	6.73	6.28	6.20	6.11	6.10	6.10	6.10	6.26
5.48	5.16	5.66	5.95	6.03	5.83	5.79	5.76	5.83	5.74	5.83	5.63	5.72
6.07	5.29	5.78	5.69	5.79	5.57	5.70	6.71	5.83	5.69	5.68	5.63	5.81
6.85	5.79	5.70	6.66	6.53	6.36	6.58	6.37	6.11	5.95	5.84	5.72	5.85
5.72	5.29	5.17	5.35	6.72	6.08	6.00	5.83	5.83	5.94	5.75	5.75	5.78
6.65	6.43	6.46	6.58	6.55	6.56	6.58	6.16	6.21	6.12	6.09	5.83	5.98
5.95	5.91	5.64	5.87	5.74	5.47	5.69	5.23	5.35	5.20	5.39	5.29	5.61
4.34	4.33	4.16	4.26	4.30	4.08	4.10	4.23	4.33	4.40	4.63	4.67	4.72
4.95	4.97	4.97	5.08	5.17	5.03	5.17	5.07	5.08	4.96	4.95	4.81	4.97
5.22	5.24	5.28	4.96	5.11	5.11	5.12	4.93	4.93	5.01	5.13	5.14	5.02
6.07	5.72	6.26	5.94	6.14	6.07	6.10	6.10	6.04	6.03	5.84	5.94	5.86
5.99	5.73	6.59	6.54	6.23	6.30	6.30	6.30	6.16	6.08	5.98	5.89	6.07
4.53	5.12	4.62	4.66	4.48	4.22	4.78	4.82	4.69	4.89	4.84	4.90	5.02
7.42	6.36	6.34	5.02	5.26	5.82	5.74	5.99	6.12	6.11	6.14	6.11	5.98
5.29	5.18	5.11	5.10	5.13	5.12	5.17	5.21	5.28	5.31	5.39	5.35	5.27

中華民國二十八年

Relative Humidity at each hour of day.												
時日 H D	1	2	3	4	5	6	7	8	9	10	11	中 午 Noon
1	51.6	53.4	52.8	55.5	57.9	56.0	56.9	54.4	44.9	40.2	37.8	33.6
2	53.6	53.6	54.1	55.6	58.1	62.8	65.6	64.3	64.3	65.4	57.9	56.2
3	67.9	71.9	76.2	77.1	78.3	80.5	83.8	78.1	73.6	63.1	48.2	40.9
4	78.4	81.6	87.0	85.5	82.8	82.7	87.1	92.0	74.3	71.3	69.2	63.1
5	66.9	74.4	83.5	85.9	89.3	90.9	93.4	87.8	86.9	77.9	80.2	63.6
6	83.3	84.5	87.6	90.3	96.1	94.5	92.3	88.7	84.5	70.7	41.9	42.3
7	68.1	74.2	71.7	75.0	80.0	78.2	78.0	82.6	63.0	56.7	48.3	41.8
8	83.0	86.5	88.8	93.7	96.3	95.2	95.2	92.5	86.1	79.1	56.4	63.0
9	76.3	78.2	81.7	83.8	83.8	87.2	88.6	84.4	96.2	91.1	84.9	63.2
10	79.4	79.4	79.0	75.0	74.0	76.6	74.0	69.9	66.2	53.2	42.5	37.2
11	64.2	64.1	66.2	64.0	70.3	70.0	72.1	64.8	57.9	56.2	45.3	41.4
12	93.4	93.1	97.3	96.1	96.0	94.6	94.6	97.3	93.1	89.0	72.5	62.2
13	78.2	80.6	80.4	74.5	80.3	85.2	83.9	81.2	83.1	69.6	60.8	57.1
14	69.4	70.8	71.3	75.3	77.4	77.4	79.7	74.6	66.2	56.2	48.0	50.7
15	92.5	90.0	91.2	92.1	93.8	91.3	92.5	92.5	91.5	100.0	98.2	64.7
16	100.0	98.1	98.6	100.0	98.6	100.0	100.0	98.6	93.2	84.5	67.0	56.4
17	76.6	80.7	84.1	81.6	83.8	82.5	85.0	82.6	78.8	76.3	64.3	57.7
18	71.5	72.6	75.5	78.5	79.3	80.4	81.5	76.4	73.2	64.0	62.9	60.4
19	86.3	87.5	97.8	98.2	98.6	96.1	96.0	86.2	77.9	70.4	56.4	53.1
20	73.1	71.9	71.8	70.7	71.4	70.2	68.8	62.6	60.8	62.9	67.3	68.9
21	72.9	73.7	75.1	73.5	71.1	68.0	66.4	76.2	63.7	53.8	51.1	49.4
22	60.6	63.0	64.2	65.8	63.8	65.6	62.7	64.3	45.7	45.8	42.6	39.8
23	56.2	58.8	62.6	60.5	64.0	64.9	62.1	62.7	52.9	49.1	40.6	36.9
24	55.9	56.2	59.2	59.2	60.7	61.3	63.9	61.8	53.7	49.0	43.8	42.2
25	57.2	60.0	61.4	61.4	63.8	67.4	69.3	69.0	60.3	54.4	49.7	47.0
26	63.3	62.1	63.9	66.2	67.2	67.3	67.8	65.2	62.8	58.1	52.5	49.8
27	63.4	61.6	64.3	60.0	62.2	60.2	62.0	59.9	56.8	48.8	39.2	34.9
28	49.5	51.6	56.6	57.3	60.9	72.2	71.9	74.9	72.2	68.1	63.7	54.7
平均 Mean	71.2	72.7	75.1	75.2	77.0	78.0	78.4	75.9	70.9	61.7	56.9	52.4

二月逐日各時相對濕度(%)

in the Month of February, 1939. (%)

13	14	15	16	17	18	19	20	21	22	23	子夜 Midn.	平均 Mean
30.2	28.9	27.4	31.1	32.2	39.3	44.4	41.9	48.1	48.6	50.6	51.6	44.6
51.9	45.2	39.5	39.2	40.7	41.8	47.2	48.5	52.4	53.4	60.3	63.0	53.9
35.6	34.5	27.5	31.2	32.0	43.7	50.2	59.2	53.7	54.7	49.5	70.7	57.3
60.9	51.5	46.3	42.6	44.5	44.5	51.6	59.2	52.6	55.2	53.7	60.6	63.8
53.1	42.4	43.3	45.0	44.9	54.7	60.6	65.3	71.2	76.0	76.0	77.3	70.5
44.7	43.5	45.0	46.3	46.2	53.7	59.9	62.5	65.5	67.7	62.0	64.7	67.5
37.6	41.8	34.2	34.6	31.8	47.0	49.5	59.5	61.9	64.6	71.4	74.4	58.8
44.8	45.4	43.2	45.5	42.5	54.0	59.3	65.0	67.2	70.0	70.0	74.0	70.5
54.9	55.0	47.1	44.4	47.1	50.2	55.1	65.0	71.2	72.4	75.6	78.4	71.6
36.0	32.8	31.1	30.3	28.3	38.2	42.0	50.2	55.0	56.5	59.5	69.8	55.3
46.5	41.8	42.9	44.7	50.9	53.4	56.5	60.1	101.0	97.3	94.5	96.2	63.6
53.9	53.6	57.4	56.5	54.1	65.4	72.5	69.2	70.2	74.2	76.1	75.0	72.1
50.0	46.6	45.1	42.3	45.1	44.9	55.6	59.6	63.9	67.5	69.2	71.1	61.7
54.3	59.5	56.9	54.5	55.1	63.3	68.6	69.1	87.8	92.8	93.6	91.1	69.8
76.9	87.9	81.9	95.6	97.4	100.0	97.4	97.5	97.4	100.0	100.0	100.0	94.0
56.8	49.1	52.7	55.6	58.8	67.2	71.5	73.1	77.0	76.9	82.0	76.2	78.8
52.5	60.5	59.5	60.1	64.2	61.0	67.9	80.3	67.7	74.2	72.1	72.9	72.0
56.9	50.9	51.1	86.3	89.0	76.9	84.9	84.5	82.7	79.2	81.9	84.1	73.9
50.6	47.7	49.2	52.5	81.8	75.5	73.5	74.4	71.4	74.3	70.7	70.5	74.4
77.2	67.1	77.1	75.4	71.1	77.2	89.1	76.5	76.7	76.6	73.5	71.3	72.5
45.4	48.3	52.7	44.7	46.3	43.3	51.8	53.5	57.7	57.2	60.1	59.0	59.0
31.8	29.4	28.2	28.5	31.7	34.2	38.2	38.2	44.5	45.9	50.3	51.7	47.6
35.9	34.6	34.2	31.9	37.2	33.3	48.5	48.8	50.6	54.4	52.6	51.5	49.8
36.8	34.3	34.9	34.5	31.5	40.9	43.8	42.2	47.2	50.9	53.9	55.8	49.3
45.6	41.0	43.3	46.4	48.9	52.6	57.8	58.4	58.1	58.8	59.6	59.4	56.1
48.0	46.9	57.5	66.4	57.3	62.3	64.0	66.6	68.5	64.7	64.8	63.5	61.4
29.6	32.8	30.4	39.9	32.0	39.7	42.5	45.2	43.7	45.2	50.5	48.9	47.7
51.0	42.7	32.1	32.2	35.0	47.6	59.1	52.2	55.2	56.5	59.1	59.6	55.5
48.4	46.7	45.6	47.6	49.4	54.8	58.8	61.1	65.0	66.4	67.6	69.0	63.7

中華民國二十八年

Form and Direction of Clouds of every

時辰 H D.	7		8		9		10		11		12	
	狀 For	向 Dir.	狀 For	向 Dir.	狀 For	向 Dir.	狀 For	向 Dir.	狀 For	向 Dir.	狀 For	向 Dir.
1												
2												
3												
4	SK		SK	WSW	PK		SK		SK		SK	
5	C	WSW	SK	WSW	SK		SK		SK	SW	SK	WSW
6												
7	SK	WSW	AK		AK		AK		K		K	WSW
8												
9	SK		SK	WSW	SK		SK	WSW	SK	WSW	SK	WSW
10												
11	AK		AK		C	W	K		K	WSW	K	WSW
12	SK		SK	WSW	AK	WSW	AK	WSW	SK	WSW	SK	WSW
13												
14	SK	SW	SK	WSW	SK		SK		SK	SW	SK	SW
15	S	WSW	S		S		S		N		AK	WSW
16												
17	SK		S	W	K	WNW	SK	W	SK	W	SK	WSW
18	PK		AK		AK	W	SK	W	SK	W	SK	W
19	C		AK	WSW	C	W	K		K	WSW	K	WSW
20	AK		C	W	C	WSW	CS		AS		AS	
21												
22	PK				PK		SK	WSW	SK		SK	WSW
23				PK	PK		PK	WSW	K	WSW	SK	WSW
24												
25					C		K	SW	K	WNW	PK	WSW
26	SK	W	SK	W	SK	W	SK	W	SK	W	SK	W
27	AK		AK		AK		AK		AK		AK	
28	C		C		C		SK		SK		SK	WSW

二月逐日最多雲狀及雲向

day. in the Month of February, 1939.

13		14		15		16		17		18		日期 Date
狀 For.	向 Dir.	狀 For.	向 Dir.	狀 For.	向 Dir.	狀 For.	向 Dir.	狀 For.	向 Dir.	狀 For.	向 Dir.	
				FK		K		FK				1
K		K		K				K				2
FK		FK		FK		FK		K				3
SK		SK		K	SW	K		K				4
K	WSW	WSW		K	WSW	K	WSW	K	WSW	CS		5
K	WSW	SK	WSW	SK	WSW	SK	WSW	SK	WSW	K		6
K	WSW	K	WSW	K	WSW	K	WSW	F		SK		7
SK	WSW	SK	WSW	SK	WSW	SK	WSW	SK	WSW	K		8
K	WSW	K	WSW	K	WSW	SK	WSW	K	WSW	SK	WSW	9
				C		C		W		C		10
K	WSW	C		K	W	SK	W	K		K		11
SK	WSW	SK	W	SK	W	SK	W	SK	W	SK		12
FK		FK		K		K		SK				13
SK	WSW	SK	SSW	SK	WSW	SK	WSW	SK	WSW	SK		14
SK		S		S		SK		SK		S		15
SK		SK	W	SK	W	C	W	SK	WSW	FK		16
SK	SW	SK	SW	SK	W	SK	WNW	SK	W	SK	W	17
SK	W	SK	W	SK	W	N	W	SK		SK		18
K	WSW	SK	WSW	N	WSW	SK	C	W		SK		19
AK		AS		AK	WSW	AK	WSW	SK	WSW	SK		20
SK	WSW	K	W	K	W	K	WSW	K	WSW	K		21
FK		FK		FK	W	FK		SK		FK		22
FK		FK		K		C		SK		SK		23
K		C		C		C	WSW	SK	SW	FK		24
SK	WNW	SK	W	SK	W	SK	W	SK	W	SK	W	25
SK		SK	W	SK	W	N	W	SK	W	SK		26
AK	W	AK		AK		K		W		AK		27
SK	WSW	SK	WSW	SK	WSW	K		SK		SK		28

中華民國二十八年

Wind Direction and Wind velocity of

時日	6		7		8		9		10		11		12		13	
	向 Dir.	速 Vel.	向 Dir.	速 Vel.	向 Dir.	速 Vel.	向 Dir.	速 Vel.	向 Dir.	速 Vel.	向 Dir.	速 Vel.	向 Dir.	速 Vel.	向 Dir.	速 Vel.
1	SW	12.8SW	10.1SW	10.3SSW	13.3SW	14.0SW	11.9WSW	12.1SW	12.6							
2	WSW	4.5ENE	6.9ENE	6.9NE	8.4E	3.1ENE	2.9NE	1.5E	0.1							
3	SSW	10.2SSW	8.2SSW	10.9SSW	10.5SSW	11.6WSW	15.2SSW	15.0SW	11.0							
4	NE	15.2NE	15.7NE	10.9NE	11.1NE	11.1NE	11.7ENE	5.5SW	2.0							
5	SW	8.5SSW	8.1SSW	4.8SSW	7.1SW	8.1SW	8.5SW	10.8WSW	13.2							
6	SW	9.2SW	10.3SW	9.8SSW	10.9SSW	11.5WSW	22.0WSW	16.0WSW	18.2							
7	SW	7.7SSW	10.1SSW	4.5SW	4.9SW	7.1SW	9.2SW	9.0S	8.3							
8	SSW	5.2SSW	3.7SSW	6.8SSW	8.6SW	11.7SW	14.3SW	13.0SW	15.9							
9	SW	11.3SSW	12.5SW	8.1SW	12.7SW	10.6WSW	9.3SW	14.1SW	10.0							
10	SW	6.9SW	10.3SW	12.5SW	18.5SW	19.1SW	16.1WSW	15.2SW	11.3							
11	SW	10.9SSW	8.9SW	7.5SSW	7.4SSW	12.0SW	10.8SW	13.6SW	14.5							
12	SSW	7.3SSW	7.0SW	7.3SW	7.6SW	13.6SSW	12.1WSW	15.3SW	15.7							
13	SW	4.1SW	9.0SSW	9.3SW	10.3SSW	9.7WSW	9.3SW	10.7SW	10.9							
14	SSW	9.0SSW	7.9S	7.9S	6.1S	8.6WSW	11.5SSW	13.1SSW	14.3							
15	S	7.8S	7.9SSE	8.4SSE	7.9SW	11.1SSW	12.5SW	6.0C	0.8							
16	SSW	10.7SW	11.3SW	13.0SW	13.7SW	16.6SW	16.4SW	18.6SW	20.1							
17	SW	9.1SSW	8.2SSW	8.7SSW	9.9SSW	6.7SW	12.0SSW	14.3SW	15.3							
18	SW	12.0SW	10.7SW	11.4SSW	8.4SW	12.9SW	14.6SW	18.9SW	18.3							
19	SW	15.3SW	12.6SW	14.0SW	13.3SW	16.3SW	18.6WSW	17.6WSW	19.1							
20	SW	8.4SW	10.6SW	11.4SW	10.3SW	8.0SW	9.3WSW	12.1WSW	10.1							
21	SW	13.8SW	11.1SW	10.1SW	—SW	—WSW	18.5SW	11.6SW	19.0							
22	SW	17.3SW	10.6SW	13.3SW	19.4SW	23.7SW	24.0SW	22.3SW	24.1							
23	SW	14.6SW	18.9SW	16.1SW	18.3SW	13.7WSW	12.6WSW	18.9SW	18.6							
24	WSW	14.8WSW	14.1WSW	12.5SW	12.6WSW	14.3SW	18.5WSW	14.2SW	18.8							
25	SW	10.4SW	8.9SW	9.5SSW	8.4SW	7.4SW	12.2SW	19.6WSW	13.9							
26	SW	8.9SW	11.1SW	7.1WSW	9.7SW	12.0WSW	15.5SW	17.6WSW	17.5							
27	SW	15.0SW	14.7SW	16.3SSW	11.3SW	12.6SSW	14.4SW	15.3SW	14.0							
28	W	4.3E	7.8E	8.4ENE	5.3E	4.5ENE	4.0SSW	6.9SW	7.2							
平均 Mean		10.3	10.5	10.2	10.6	11.5	13.2	13.7	13.3							

月逐日風向及風速 (m/s)

every day in the Month of February, 1939. (m/s)

14		15		16		17		18		19		20		21		平均 Mean
向 Dir.	速 Vel.	向 Dir.	速 Vel.	向 Dir.	速 Vel.	向 Dir.	速 Vel.	向 Dir.	速 Vel.	向 Dir.	速 Vel.	向 Dir.	速 Vel.	向 Dir.	速 Vel.	
SW	14.7	SW	12.7	SW	10.4	SW	13.2	SW	9.2	SW	12.2	SW	11.1	SW	11.4	12.0
SSW	9.2	SSW	6.9	SSW	7.6	S	9.4	SSW	9.9	SSW	8.1	SSW	14.2	SSW	11.9	7.0
SW	15.2	SW	15.5	SW	12.2	WSW	15.2	SW	13.6	SSW	11.1	SW	12.4	SSW	9.4	12.6
WSW	2.1	SW	12.3	SW	11.7	SW	8.3	SW	7.9	SW	7.9	SW	7.5	SW	3.4	9.5
WSW	12.1	SW	19.5	SW	11.5	SW	10.8	SSW	17.0	SSW	12.1	SSW	12.6	SSW	8.8	19.3
SSW	13.3	SW	16.4	SW	14.2	SW	16.9	SW	13.9	SW	13.7	SW	13.7	SW	11.5	13.8
WSW	6.8	SW	8.8	SSW	13.5	SSW	10.7	SW	10.5	SW	11.8	SSW	10.7	SSW	10.2	9.0
SSW	15.6	SSW	14.7	SW	12.6	SW	14.3	SSW	14.0	SSW	12.5	SSW	14.8	SW	10.0	11.9
SW	19.9	SW	16.4	SW	18.2	SW	17.5	SSW	14.4	SW	10.8	SSW	13.8	WSW	19.3	13.5
WSW	19.5	SW	12.9	SW	12.4	SW	14.1	SW	14.5	SW	16.4	SSW	9.2	SSW	10.8	14.2
SW	15.3	SW	16.9	SW	15.3	SSW	12.8	SW	13.7	SSW	11.4	SSW	9.6	SW	19.0	12.4
SW	18.2	SW	14.4	SW	10.8	SW	14.4	SW	12.5	SSW	—	SSW	—	SW	10.1	11.8
SW	9.7	SW	8.5	SSW	13.2	SW	10.4	SSW	13.2	SSW	11.5	SSW	17.2	SSW	10.8	10.1
SW	10.9	SSW	15.5	SSW	12.7	S	15.3	S	10.8	S	9.3	SW	8.0	SW	8.5	10.6
S	8.4	SW	12.0	SW	10.0	SW	5.1	SSW	7.7	SW	5.7	SW	10.8	S	10.6	8.3
SW	12.1	SW	15.6	SW	13.7	SW	13.5	SW	12.3	SW	13.1	SW	15.0	SW	16.0	14.5
SW	16.1	SW	18.1	SW	13.4	SW	10.0	SW	14.8	SSW	15.1	SW	15.1	SW	15.4	12.8
SW	20.2	SW	19.5	SW	23.0	SW	18.3	SW	14.3	SW	17.6	SW	13.0	SW	18.6	15.6
SW	19.1	SW	18.6	SW	11.3	SW	14.4	SW	8.4	SW	13.6	SSW	11.2	SW	9.5	14.7
WSW	14.8	SW	13.8	SW	15.2	SW	15.1	SW	14.5	SW	13.0	SW	19.2	SW	11.2	11.9
SW	17.5	SW	19.0	SW	23.4	SW	18.1	SW	17.5	SW	12.5	SW	11.5	SW	—	15.7
WSW	20.5	SSW	23.7	SW	18.1	SW	21.0	SW	16.8	SW	13.0	SW	16.1	SW	16.2	18.9
WSW	18.2	WSW	15.3	SW	17.4	SW	18.7	SW	19.7	SW	18.4	SW	18.4	SW	15.1	16.9
WSW	18.7	SW	19.4	SSW	18.0	SSW	18.5	SW	14.9	SW	14.7	SW	18.2	SW	16.6	16.2
WSW	19.1	WSW	17.8	SW	18.5	SW	16.9	SW	16.0	SW	18.0	SW	12.9	SW	14.0	14.0
SW	17.5	SW	18.2	W	11.8	W	9.7	SW	10.2	SW	8.1	SW	10.3	SW	11.5	12.3
SW	16.9	SW	18.3	SW	19.1	SW	17.6	SW	14.7	SW	14.2	SW	12.5	SW	—	15.1
W	3.3	SW	11.6	SW	11.1	S	12.6	SW	11.7	SSW	12.2	SSW	11.1	SSW	10.1	8.3
†	14.4	15.1	14.7	14.0	13.2	12.5	12.5	12.5	12.0	12.6						

中華民國二十八年

Precipitation amount at every hour of day.

By D.	Precipitation amount at every hour of day.											
	0-1	1-2	2-3	3-4	4-5	5-6	6-7	7-8	8-9	9-10	10-11	11-12
1												
2												
3												
4												
5												
6												
7							T					
8												
9									0.7	0.1		
10												
11												
12												
13												
14												
15										2.0	0.1	T
16												
17												
18												
19												
20											T	0.3
21												
22												
23												
24												
25												
26												
27												
28												
總計 Total							T		0.7	2.1	0.1	0.3

二月 逐日 各時 降水量 (mm)

in the Month of February, 1939. (mm)

12-13	13-14	14-15	15-16	16-17	17-18	18-19	19-20	20-21	21-22	22-23	23-24	總計 Total
												T
							T	0.4				1.2
								1.6	2.0	1.2	0.2	5.0
T	T 0.7	5.7	T	0.1	0.2				0.2 0.6	0.6 0.1	T 0.3	0.8 5.8
			0.1	T 0.3		0.2						0.3 0.3 0.3
		T	T			T						T
T	0.7	5.7	0.1	0.4	0.2	0.2	T	2.0	2.8	1.9	0.5	17.7

中華民國二十八年二月

Daily Values of Meteorological Elements

日期 Date	氣壓 pressure (500mm+)	溫度 Temperature (°C)					濕度 Humidity		雲量 Amount of cloud 0-10	華溫 Gross T. in P. (°C)
		平均 Mean	最高 Max.	最低 Min.	較差 Range	地面 Earth Surface	絕對 Absolute mm	相對 Relative %		
1	72.59	8.7	14.8	3.9	10.9	10.7	3.64	44.6	0.0	2.7
2	74.48	8.7	14.4	3.5	10.9	11.8	4.67	53.9	0.3	0.3
3	73.81	9.0	15.9	4.9	11.0	11.7	4.69	57.3	0.1	3.7
4	75.48	8.8	12.2	1.2	11.0	5.3	4.35	65.8	6.2	0.7
5	74.30	8.2	14.8	3.4	11.1	10.2	5.58	70.5	5.9	2.3
6	72.77	7.7	12.3	3.4	8.9	9.3	5.16	67.5	5.5	2.9
7	74.27	8.3	14.7	3.4	11.3	11.1	4.65	58.8	2.0	2.2
8	74.82	7.9	12.7	4.4	8.3	9.7	5.45	70.5	6.3	3.4
9	73.58	6.9	12.7	3.5	9.2	8.1	5.23	71.6	6.4	2.7
10	73.11	7.8	14.9	2.8	12.1	10.5	4.17	53.3	0.6	1.3
11	72.54	7.8	14.2	3.5	10.7	10.4	4.89	63.6	3.1	2.7
12	72.69	5.9	10.8	2.7	8.1	7.0	5.27	77.1	7.2	2.2
13	73.55	7.7	14.6	2.4	12.2	10.5	5.03	65.7	0.1	1.0
14	75.90	8.6	13.7	4.8	8.9	10.9	5.75	69.8	7.1	4.7
15	76.46	5.3	8.6	4.0	4.6	5.5	6.26	94.0	9.3	2.7
16	75.23	6.9	13.0	2.4	10.6	9.0	5.72	78.8	1.7	2.4
17	73.30	8.2	13.2	4.4	8.8	9.7	5.85	72.0	7.9	3.9
18	71.94	7.9	13.5	4.3	9.2	8.9	5.85	73.9	6.9	4.2
19	74.44	7.8	13.4	2.9	10.5	9.2	5.78	74.4	5.5	2.7
20	75.60	8.3	10.8	6.3	4.5	8.9	5.98	72.5	7.9	5.3
21	75.11	10.7	16.4	5.9	10.5	13.1	5.61	59.0	2.8	5.4
22	73.89	11.7	17.6	6.9	10.7	13.5	4.72	47.6	0.8	3.5
23	73.79	11.6	17.7	5.2	12.5	13.9	4.97	49.6	0.7	3.2
24	73.64	11.9	18.4	6.7	11.7	14.4	5.07	49.3	1.5	6.0
25	74.17	12.0	17.8	6.7	11.1	14.2	5.36	56.1	5.1	6.0
26	73.58	11.1	15.4	8.1	7.3	12.1	6.07	61.4	7.5	6.9
27	72.89	12.5	18.9	7.5	11.4	14.9	5.02	47.7	1.1	6.5
28	73.85	12.6	19.2	6.8	12.4	15.6	5.98	55.5	1.6	5.1
總數或平均 T. or M.	73.99	8.9	14.5	4.5	10.0	10.8	5.27	63.7	3.9	3.5

中華民國二十八年二月逐日能見度 (0-9)

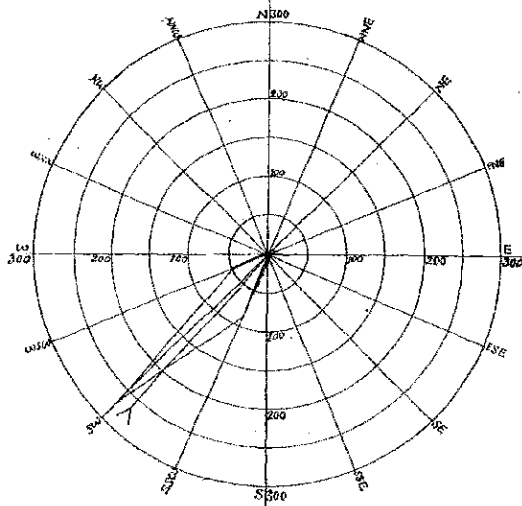
Visibility of every day, in the month of February, 1939, (0-9)

H. D.	7	8	9	10	11	12	13	14	15	16	17	18	平均 Mean
1	9	9	9	8	9	9	9	9	9	9	9	9	8.9
2	7	7	7	8	7	7	7	7	8	8	8	8	7.3
3	8	8	8	8	8	8	8	8	8	8	8	8	8.0
4	8	7	7	7	7	6	7	7	8	8	8	8	7.7
5	7	7	7	7	7	8	8	8	8	8	8	8	7.6
6	7	7	7	7	8	9	9	9	9	9	8	8	8.1
7	7	7	7	7	7	8	8	8	8	8	8	8	7.8
8	7	7	7	7	7	7	6	6	6	6	6	7	7.6
9	7	7	7	7	8	8	8	7	7	7	7	7	7.1
10	7	7	7	8	8	8	8	8	8	8	8	8	7.8
11	7	7	7	7	8	8	8	8	8	8	8	7	7.6
12	7	7	8	8	8	8	8	8	8	8	9	8	8.0
13	8	8	8	8	8	8	8	8	8	8	8	8	8.0
14	7	7	7	7	7	7	8	8	7	7	6	6	6.9
15	7	5	3	2	1	7	8	8	7	7	7	5	5.7
16	0	7	8	8	9	9	9	9	9	9	9	8	7.8
17	6	7	7	7	8	8	8	8	8	8	8	8	7.4
18	8	8	7	7	8	8	9	9	9	9	9	9	8.2
19	8	8	8	8	9	9	9	9	9	9	8	8	8.4
20	8	8	8	8	8	7	7	7	8	7	7	7	7.5
21	8	8	8	8	9	9	9	9	9	9	9	8	8.6
22	8	8	8	8	8	8	8	8	8	9	9	8	8.4
23	8	8	8	8	9	9	9	9	9	9	9	9	9.0
24	8	9	9	9	9	9	9	9	9	9	9	9	9.0
25	9	8	8	8	8	8	8	8	8	8	8	8	8.0
26	8	8	8	7	8	8	8	8	8	8	8	8	7.9
27	8	8	8	8	8	8	8	8	8	9	9	9	8.4
28	7	7	7	7	6	6	6	6	7	7	7	7	6.6
平均 Mean	7.3	7.5	7.5	7.6	7.7	8.0	8.1	8.1	8.0	8.1	8.1	7.7	7.8

中華民國二十八年二月份各項氣象要素逐日變遷圖
 March of Different Meteorological Elements in the Month of February, 1939.



中華民國二十八年二月份風向圖
Wind Rose for FEBRUARY, 1939.



風向次數
 Frequency

合成風向
 Resultant Direction

方向	Dir.	N	NNE	NE	ENE	E	ESE	SE	SSE	S	SSW	SW	WSW	W	WNW	NW	NNW	N	C
次數	Frequency			6	6	5		4	13	88	71	48	4						1
百分數	%			1.8	1.3	1.1		0.9	2.9	13.7	20.5	10.7	0.9						0.2

雲南省立
昆明剛候所

第四卷 第二期

氣
象
月
報

龔自知題



中華民國二十八年三月份

MONTHLY METEOROLOGICAL BULLETIN

OF

METEOROLOGICAL STATION OF YUNNAN PROVINCE,

KUNMING.

March, 1939.

VOL. 4, NO. 3.

目 次 頁

	<i>Table of Contents</i>	<i>page</i>
凡 例	<i>Explanatory Remarks.</i>	1
本月份天氣概況	<i>A Summary of Weather Conditions, during the Month of March, 1939.</i>	2
本月份氣象概要	<i>Monthly Summary.</i>	3
氣 壓	<i>Barometric Pressure.</i>	4-5
氣 溫	<i>Air Temperature.</i>	6-7
地 面 溫	<i>Earth Temperature on the surface.</i>	8-9
地 內 溫	<i>Earth Temperature.</i>	10
雲 量	<i>Cloud Amount.</i>	11
絕對濕度	<i>Absolute Humidity.</i>	12-13
相對濕度	<i>Relative Humidity.</i>	14-15
雲狀與雲向	<i>Cloud: Forms and Direction.</i>	16-17
風向及風速	<i>Wind Direction and Velocity.</i>	18-19
降 水 量	<i>Precipitation.</i>	20-21
逐日氣象平均要素	<i>Daily Values of Meteorological Elements</i>	22-23
能 見 度	<i>Visibility.</i>	24
各項氣象要素逐日總表	<i>March of Different Meteorological Elements.</i>	25
風 向 圖	<i>Wind Rose.</i>	26

民國二十八年三月昆明天氣概況：

一、概 述

三月為昆明本年秋季中最高旱之一月，自三月二十日有雨後，至本月十七日，天氣連日晴爽，未降滴雨；冬月內僅洒雨二十八分鐘，去量 $0.2m.m.$ ，昆西區內，得量 $0.9m.m.$ ，較滿歷年同月平均標準雨量 $18.1m.m.$ ，相差遠甚！此之去年降水量 $6.3m.m.$ ，亦有不逮，即如民國二十四年，二十五年，而稍勝於民國十七年，二十六年。

本月氣溫平均 $13.2^{\circ}C$ ，按垂直溫度遞減率，較歷年昆明市同月氣溫平均為高，比同時紀錄亦然；晴天日數，較往年多 3.7 日；霧天日數，較往年少 2.7 日；霜僅一日，即為本年之終霜；日降水量僅一次，乃係雲南終霜之於雷雨。

昆明三月，大風頻作，年有損毀，本年末山嶺最大風力，無日不五六級以上！計有頗風六日，大風十七日，扶風五日，強風一日；最大風向，以 SW 為最多， WSW 及 SSW 次之，其風向頻度， N ， NNW ， NW ， WNW ， SSW ， SE ， ESE ，七方乃最無，而 SW 風勢多，占全次數 71.9% ，餘皆氣流，風之疊夾。

三日，十一時，風速最大，每秒 $24m.$ ，九日，十六時，氣壓最低 $568.40m.m.$ （本地高度訂正），雲量增多，氣溫亦低；十日，晨霜，本年霜從此終止；十七日，氣溫最低至 $4.3^{\circ}C$ ，九時，氣壓極高達 $576.26m.m.$ ，相對濕度 97.3% 。晨霧，夜地，風向 ENE ， E ， NE ， NNE ， SSW ， S ， W ，是夜氣流於晨夜換進退，但風力弱而不烈，可見寒期已近將矣。

十八日，氣溫低而漸昇，氣壓高而復降，風向仍轉 SSW ， SW ，十六時二十分，雷陣由遠及近，降雨 $0.2m.m.$ ，雨後見虹，夜則閃電；十九日，天陰，二十日，十四時際有雷陣，二十一日至三十一日，連日陰晴，惟二十六日，天陰；二十七、八，有見日暈，三十日，氣溫極端最高達 $25.3^{\circ}C$ ，皆暖宜人也！

餘可記者：本月二日，六時二十九分，昆明各處地震，歷時約三分鐘，縣名不覺。

中華民國二十八年三月氣象綱要

Monthly Summary for March, 1939.

氣壓 Air Pressure

極端最高 *Extreme maximum* 576.26m.m. 在17日 9時 on 17th, 9 h.
 極端最低 *Extreme minimum* 568.40m.m. 在9日 16時 on 9 th, 16h.
 平均 *Mean* 572.16m.m.

氣溫 Air Temperature

極端最高 *Extreme maximum* 25.3°C. 在30日 on 30th.
 極端最低 *Extreme minimum* 4.3°C. 在17日 on 17th.
 最高平均 *Mean maximum* 19.3°C.
 最低平均 *Mean minimum* 8.2°C.
 平均 *Mean* 13.2°C.

風 Wind

最大風速 *Maximum velocity* 24.0m/s 在3日 11時 on 3rd, 11h.
 合成風向 *Resultant direction* S 45° 7' 21" W.

降水量 Precipitation

雨 量 *Rainfall*, 0.2m.m.
 一日最多雨量 *Greatest in 24 hours* 0.2m.m. 在18日 on 18th.
 一時最多雨量 *Greatest in 1 hour* 0.2m.m. 在18日 16—17時 on 18th, 16—17h.

雜項 Miscellaneous Information

晴天日數	<i>Clear days</i>	20
曇天日數	<i>Partly cloudy days</i>	9
陰天日數	<i>Cloudy days</i>	1
出天日數	<i>Rainy days</i>	1
有雷雨日數	<i>Days with thunderstorm</i>	1
有霧日數	<i>Days with fog</i>	1
有露日數	<i>Days with mist</i>	12
有低霧日數	<i>Days with ground fog</i>	23
有霜日數	<i>Days with hoar--frost</i>	1
有露日數	<i>Days with dew</i>	26
有大風日數	<i>Days with gale</i>	25
有閃電日數	<i>Days with lightning</i>	2
有日暈日數	<i>Days with solar halo</i>	1
有虹日數	<i>Days with rainbow</i>	1

三月逐日各時氣壓 (500m.m.-)

Day, in the Month of March, 1939. (500m.m.-)												
13	14	15	16	17	18	19	20	21	22	23	千 Mm.	夜 平 均 Mm.
71.75	71.04	70.61	70.18	70.16	70.26	70.30	70.42	71.13	71.10	71.15	71.08	72.13
70.52	69.95	69.73	69.82	69.80	69.90	70.14	70.47	70.89	70.94	71.00	70.96	70.59
71.62	71.19	71.12	71.02	71.42	71.83	72.07	72.48	72.92	72.93	72.95	72.93	71.97
73.09	72.55	72.49	72.49	72.48	72.69	72.82	73.24	73.46	73.80	73.83	73.75	73.20
72.69	71.87	71.51	71.18	71.48	71.45	71.66	72.21	72.64	72.74	72.74	72.70	72.71
71.72	70.88	70.59	70.52	70.71	70.93	71.05	71.28	71.90	71.90	71.90	71.80	71.92
71.11	70.57	70.21	69.86	69.98	70.18	70.71	70.77	71.11	71.40	71.49	71.47	71.38
69.96	69.25	68.95	68.83	68.82	68.93	69.15	69.42	69.45	69.51	69.58	69.64	70.21
68.68	68.72	68.42	68.40	68.70	68.82	69.14	69.58	69.91	70.06	70.05	70.43	69.95
71.59	71.35	71.16	70.91	70.78	70.77	70.80	71.03	71.73	71.64	71.30	71.11	71.16
69.45	69.21	68.84	69.00	69.26	69.76	70.18	70.41	71.03	70.90	70.91	71.18	69.98
72.44	71.89	71.54	71.48	71.46	71.66	72.11	72.51	72.84	73.11	73.37	73.99	72.41
73.45	72.88	72.71	72.49	72.66	72.87	73.39	73.82	74.35	74.64	74.69	74.63	73.70
73.58	72.90	72.56	72.79	72.92	73.43	73.85	74.28	74.60	74.57	74.55	74.48	74.14
73.35	72.39	71.86	71.73	72.01	72.49	72.74	73.06	73.42	73.42	73.42	73.42	73.54
73.17	72.80	72.28	72.25	72.42	72.72	72.97	73.59	74.20	74.45	74.45	74.45	73.54
74.43	73.81	73.14	72.98	72.95	73.21	73.54	73.97	74.57	74.54	74.55	74.45	74.47
73.19	72.27	71.93	71.63	72.05	72.28	72.39	73.02	73.47	73.53	73.54	73.54	73.59
71.72	71.21	70.70	70.49	70.54	70.69	70.82	71.24	71.97	71.98	72.16	72.14	72.26
71.77	71.43	70.63	70.62	70.71	70.81	71.23	71.77	72.10				71.77
73.66	72.78	72.32	72.30	72.37	72.67	73.19	73.62	73.95	74.04	74.07	74.05	73.48
72.59	71.84	71.49	71.36	71.35	71.67	71.98	72.60	72.76	72.82	72.78	72.74	72.94
71.61	71.07	70.60	70.47	70.45	70.63	70.76	71.12	71.43	71.69	71.52	71.50	71.77
71.77	71.32	70.55	70.73	70.91	71.52	71.55	72.67	73.02	73.08	73.25	73.41	71.99
73.90	73.25	72.99	72.77	72.54	72.84	73.18	73.51	73.84	73.98	74.27	74.31	73.91
73.54	72.99	72.44	72.51	72.71	72.81	73.26	73.78	74.10	74.16	74.33	74.30	73.81
73.81	72.97	72.89	72.85	73.03	73.22	73.45	73.49	73.93	74.13	74.17	74.11	74.05
72.30	71.74	71.29	71.14	71.22	71.30	71.74	72.16	72.39	72.35	72.42	72.38	72.76
72.33	71.99	71.63	71.50	71.77	72.17	72.19	72.76	73.29	73.65	73.61	73.53	72.71
73.09	72.63	72.96	71.59	71.56	71.55	71.67	72.42	72.85	73.28	73.25	73.23	72.91
71.70	71.02	70.79	70.65	70.53	70.75	71.06	71.35	72.19	72.15	72.10	72.03	71.99
72.25	71.69	71.29	71.18	71.29	71.51	71.79	72.20	72.63	72.75	72.79	72.78	72.46

中華民國二十八年

Air Temperature of every hour of

時日 D.	1	2	3	4	5	6	7	8	9	10	11	中 午 Noon
1	11.4	11.0	10.6	9.9	8.9	8.7	8.9	10.4	12.0	13.4	14.4	15.0
2	10.9	10.6	10.3	10.1	9.7	9.7	8.4	9.2	11.2	12.0	13.7	13.6
3	10.4	9.8	9.3	9.0	8.7	8.9	8.7	10.2	12.2	13.5	14.4	15.3
4	9.6	9.9	9.1	8.7	8.5	8.5	8.2	9.4	11.8	14.0	15.1	15.4
5	10.1	10.1	9.8	9.5	9.1	8.7	8.7	9.0	12.0	13.7	15.7	16.6
6	10.6	10.7	9.9	10.9	9.4	9.6	9.9	11.1	12.9	14.6	16.0	17.9
7	11.0	10.9	10.8	9.6	8.7	8.3	8.1	8.8	10.6	12.0	13.6	14.7
8	8.9	8.3	8.0	7.5	6.9	6.7	6.5	9.8	11.0	12.6	14.3	15.5
9	9.2	8.5	8.3	8.2	7.7	7.3	7.3	7.8	9.2	10.0	10.6	11.9
10	6.7	6.0	5.5	5.5	5.5	5.3	5.5	7.0	8.4	11.1	13.8	14.8
11	9.9	9.8	8.7	8.7	8.6	7.9	8.1	9.7	11.4	13.6	15.3	16.8
12	11.5	11.6	10.2	9.8	9.5	9.3	9.2	11.5	12.1	13.6	16.0	17.4
13	11.7	11.5	10.1	10.5	10.5	10.4	11.8	13.7	15.4	16.1	16.6	16.6
14	13.0	12.9	11.9	11.8	10.9	11.3	10.8	11.5	14.4	16.3	17.6	18.7
15	12.7	12.4	12.1	11.4	11.3	11.0	11.9	12.2	14.6	16.9	17.7	18.8
16	12.7	12.7	12.4	11.6	11.2	10.5	10.5	11.7	14.0	15.6	17.3	18.4
17	12.6	8.1	6.5	5.4	5.0	4.8	4.8	5.4	6.5	7.6	8.0	9.7
18	9.5	9.3	8.1	7.9	8.2	7.9	8.5	10.1	11.5	13.6	14.6	14.8
19	9.2	8.6	8.4	8.4	8.3	8.3	8.6	9.3	11.9	13.4	13.5	14.0
20	10.1	9.7	9.3	9.4	9.1	8.8	8.6	10.3	12.3	13.8	14.4	14.2
21	9.5	9.0	8.3	8.0	8.1	7.9	7.4	8.7	10.8	12.2	13.9	15.1
22	9.9	9.4	8.9	8.8	8.5	8.5	8.4	9.7	11.6	13.7	14.2	16.2
23	9.1	8.9	8.6	8.2	7.1	7.3	6.9	9.3	11.2	13.3	15.0	16.3
24	9.6	9.3	8.4	8.7	7.3	7.4	8.2	10.8	14.0	14.3	16.0	16.7
25	10.8	10.0	9.7	9.7	9.0	8.7	9.8	11.4	12.5	14.5	16.2	17.4
26	10.9	11.8	10.2	10.1	9.2	9.2	9.4	11.1	13.6	15.3	16.4	17.4
27	11.9	11.4	11.0	10.8	10.2	10.2	10.6	11.9	14.0	15.5	16.2	16.4
28	12.0	11.5	11.1	10.9	10.8	10.7	10.6	11.8	13.8	15.7	17.1	18.5
29	13.0	12.1	11.6	11.4	10.8	10.2	10.1	12.0	13.2	15.1	17.8	18.5
30	13.4	12.8	12.2	11.7	11.1	11.0	11.6	12.9	14.5	16.5	18.6	21.1
31	14.1	13.6	12.8	12.7	12.0	12.0	11.9	13.1	15.0	16.8	18.3	19.2
平 均 Mean	10.8	10.4	9.8	9.5	9.0	8.9	8.9	10.3	12.1	13.9	15.3	16.4

三月逐日各時氣溫 (°C)

Day, in the Month of March, 1939. (°C)													子夜 Midn.	平均 Mean
13	14	15	16	17	18	19	20	21	22	23	24			
17.7	17.6	17.8	17.5	16.6	14.9	13.9	13.5	13.0	12.9	12.6	11.8	13.0		
15.2	14.6	16.2	15.4	16.3	14.1	13.1	12.5	12.1	11.9	11.5	11.3	12.2		
15.3	16.3	16.4	16.9	15.9	14.1	13.3	12.7	12.8	11.8	11.5	11.1	10.4		
15.7	16.9	16.0	17.6	16.7	14.9	13.9	12.7	12.5	11.7	11.2	10.6	12.5		
17.4	19.0	19.1	18.3	17.7	15.5	14.1	13.6	13.3	12.6	11.8	10.9	13.2		
18.3	18.5	17.4	17.7	17.2	15.4	14.1	13.6	13.3	12.7	12.2	11.7	13.5		
15.9	16.6	16.6	16.6	15.7	13.9	12.1	11.0	11.0	9.9	9.0	8.8	11.8		
15.9	16.7	16.2	15.8	14.2	13.0	11.7	11.3	10.4	10.3	10.2	9.9	11.3		
11.2	11.3	11.3	12.6	11.9	10.1	9.1	8.4	7.9	7.6	7.3	6.9	9.2		
15.8	16.8	17.4	17.3	16.9	14.6	13.2	12.8	12.1	11.7	10.8	10.9	11.1		
17.6	18.5	19.3	19.6	19.0	16.8	15.2	13.9	13.7	13.0	12.4	12.3	13.3		
19.6	20.3	20.2	20.1	19.3	17.1	15.0	14.6	14.1	13.2	12.5	12.1	14.2		
21.1	20.7	21.3	20.7	20.2	18.0	16.7	15.0	14.5	14.0	13.9	13.4	15.1		
20.2	21.6	21.0	18.8	19.5	17.7	16.0	15.7	15.0	14.1	13.4	12.9	15.3		
19.6	20.4	21.3	20.8	19.8	17.9	16.5	15.3	14.4	14.6	13.6	13.2	15.4		
19.6	19.8	19.5	19.5	19.1	17.0	15.7	14.9	14.2	14.0	13.2	12.7	14.9		
11.0	11.6	16.9	13.9	15.2	13.6	11.9	9.6	9.9	9.8	9.6	9.4	9.5		
16.2	16.2	16.6	15.6	11.1	11.4	10.4	10.1	12.2	10.0	9.8	9.8	11.3		
15.2	14.0	16.3	15.9	13.0	13.9	13.2	11.9	11.9	11.5	11.2	10.2	11.8		
14.3	13.5	16.4	15.3	14.9	13.6	12.2	11.7	10.9	10.5	10.1	10.0	11.8		
16.2	17.7	18.1	18.0	16.3	15.0	13.2	12.9	11.9	11.2	10.4	10.0	12.1		
17.5	18.2	17.2	18.5	17.4	15.3	13.5	12.3	11.7	11.4	10.2	10.1	12.5		
17.3	18.3	18.3	18.3	17.2	15.5	13.5	12.7	12.7	11.6	10.5	10.0	12.4		
18.4	19.0	18.5	18.1	17.4	15.1	13.8	12.4	11.9	11.6	11.2	10.8	12.8		
19.0	19.9	19.8	19.4	18.6	16.6	15.0	13.4	12.8	12.7	12.2	11.8	13.8		
18.8	19.3	19.2	19.2	18.6	16.7	15.3	14.4	14.0	13.0	13.3	12.3	14.1		
19.4	20.1	20.7	20.7	19.7	17.7	15.9	15.0	14.0	13.8	13.1	12.7	14.8		
19.4	20.5	20.5	20.5	19.7	17.9	16.4	15.5	14.6	14.5	14.1	13.4	15.1		
19.7	20.3	21.1	20.7	19.8	18.3	16.2	15.3	15.2	14.6	14.2	13.8	15.2		
21.6	23.8	25.3	24.9	23.4	21.2	18.9	17.4	17.1	16.7	15.4	15.1	17.0		
21.2	21.8	21.9	21.9	21.0	18.9	17.4	16.6	15.8	15.5	15.3	14.7	16.4		
17.4	18.1	18.5	18.2	17.5	15.7	14.2	13.3	12.8	12.4	11.8	11.4	13.2		

中 華 民 國 二 十 八 年

Earth Temperature on the Surface of								
日 時 D. H.	6	7	8	9	10	11	12	13
1	8.1	8.7	12.0	13.9	16.4	16.0	16.4	17.4
2	8.6	8.1	10.8	13.6	14.4	16.5	14.7	16.6
3	8.2	8.6	12.6	14.4	15.8	16.2	17.4	16.8
4	7.8	8.2	11.2	14.2	16.0	17.6	17.9	20.0
5	8.0	8.8	12.4	14.9	15.9	18.0	20.2	20.7
6	8.9	9.6	12.9	16.2	18.4	18.7	20.6	21.5
7	7.5	8.3	10.7	12.5	15.9	16.7	17.8	19.3
8	6.1	6.6	12.2	13.5	15.5	16.4	18.4	16.5
9	7.1	7.3	8.1	11.7	12.3	13.6	15.0	12.3
10	4.9	5.6	8.9	12.4	17.2	19.0	21.1	20.0
11	7.5	8.5	10.9	13.5	16.3	18.1	20.9	20.7
12	8.3	9.3	12.9	15.4	17.6	20.6	21.8	23.7
13	9.8	10.3	13.6	15.7	17.8	21.0	22.8	25.3
14	10.3	10.8	13.4	17.1	19.2	20.0	21.4	23.0
15	10.4	11.2	13.8	17.4	19.2	20.0	22.4	22.8
16	9.8	10.4	13.8	16.1	19.0	13.0	21.6	22.9
17	4.6	5.0	6.0	8.2	9.8	9.9	13.1	15.1
18	7.4	9.8	12.6	15.0	18.1	12.2	16.0	18.0
19	7.8	8.6	9.7	15.2	15.6	14.6	15.0	16.4
20	8.4	8.4	12.2	14.2	16.0	17.0	15.2	15.0
21	7.0	8.8	11.1	13.0	15.6	17.8	19.1	20.3
22	7.8	9.6	11.8	13.6	16.2	18.2	19.2	21.0
23	6.3	8.0	11.4	14.6	16.0	19.2	21.1	20.6
24	6.7	9.4	13.0	15.6	17.2	20.2	20.5	22.2
25	7.9	10.5	13.2	15.5	18.3	19.7	21.8	22.0
26	8.7	10.1	13.7	16.1	18.1	20.4	20.6	21.8
27	10.0	10.5	12.2	16.0	19.1	18.5	21.8	23.0
28	10.0	10.8	13.4	16.0	18.3	21.0	23.0	22.8
29	9.4	11.1	14.2	15.8	18.4	21.8	21.0	24.0
30	10.6	12.7	15.2	16.4	19.0	21.1	25.1	25.8
31	11.5	12.6	14.6	17.0	20.0	21.0	24.1	25.8
平均 Mean	8.3	9.2	12.1	14.7	16.9	18.2	19.6	20.6

三月逐日地面溫度 (°C)

every Day, in the Month of March, 1939. (°C)

14	15	16	17	18	19	20	21	平均 Mean
20.4	19.4	19.2	16.2	14.4	15.6	13.1	12.7	14.9
15.2	17.6	15.6	19.2	13.8	12.6	12.1	11.9	13.8
18.9	16.0	17.8	16.0	13.7	12.6	12.0	11.2	14.4
18.6	16.4	19.0	16.5	14.5	13.5	12.0	11.8	14.7
21.4	21.3	19.3	17.4	13.3	13.5	13.0	19.1	15.6
29.9	18.4	19.0	17.0	15.0	13.7	13.0	12.7	16.0
19.2	18.3	17.3	15.5	13.4	11.6	10.6	19.3	14.0
19.7	18.1	17.5	14.2	12.5	11.3	10.9	19.0	13.8
12.0	12.0	12.1	12.3	10.0	8.8	8.8	7.7	10.7
20.3	21.1	19.4	17.9	14.0	12.7	12.3	11.7	14.9
21.6	21.9	20.8	19.3	17.2	14.7	13.4	12.8	16.1
23.3	23.5	22.2	19.0	15.4	14.6	14.0	13.6	17.4
23.0	23.5	22.5	20.1	17.8	15.7	14.4	14.0	18.0
24.1	23.4	19.2	19.5	17.4	15.4	15.1	14.2	17.8
23.5	23.2	22.4	20.0	17.5	16.0	14.6	13.8	18.0
23.4	22.2	20.8	18.9	16.4	15.2	14.4	13.2	17.3
18.2	21.4	15.4	17.3	12.8	11.0	8.6	8.8	11.6
18.0	17.6	15.8	11.9	10.8	10.0	9.7	10.0	13.6
15.4	19.0	16.2	14.6	13.4	12.8	11.6	11.6	13.8
13.7	13.4	13.6	13.0	13.2	11.5	11.2	10.4	13.5
22.4	20.8	19.8	16.0	14.7	12.8	12.4	11.3	15.2
21.2	18.2	19.8	17.0	14.8	13.9	11.6	11.0	15.3
22.4	21.6	20.2	16.8	15.1	13.1	12.2	12.2	13.7
23.3	21.0	19.1	16.8	14.7	13.2	11.8	11.4	16.0
23.2	23.0	21.3	18.2	15.0	14.0	12.7	12.0	16.8
22.0	21.5	20.3	18.2	16.3	14.9	13.9	13.4	16.9
23.0	23.1	22.1	19.7	17.3	15.3	14.6	13.7	17.6
22.8	23.7	22.4	19.4	17.4	16.0	15.1	14.2	17.9
24.4	24.1	23.9	19.7	18.0	15.6	15.0	14.6	18.2
28.7	29.4	27.2	23.5	20.7	18.3	16.8	15.5	20.4
26.4	26.1	23.2	21.0	18.2	16.8	16.0	15.2	19.3
21.1	20.9	19.5	17.4	15.2	13.7	12.8	12.2	15.8

中華民國二十八年三月逐日地內溫度 (°C)

Earth Temperature of every Dep. in the Month of March, 1939. (°C)

日期 Date	0 cm	5 cm	10 cm	20 cm	25 cm	50 cm	75 cm	100 cm
1	16.9	13.8	13.5	13.1	11.9	11.6	11.5	11.8
2	14.7	13.7	13.1	13.1	12.1	11.6	11.6	11.6
3	17.0	13.3	13.0	12.9	12.4	12.1	11.9	12.0
4	15.5	13.4	13.0	12.8	12.4	12.2	11.9	12.0
5	19.2	14.4	13.7	13.1	12.5	12.2	12.1	12.1
6	19.6	14.9	14.3	13.6	12.8	12.5	12.1	12.1
7	17.3	14.3	14.0	13.4	13.0	12.6	12.5	12.2
8	18.0	13.9	13.5	13.4	13.2	12.8	12.8	12.3
9	14.3	12.2	12.8	13.2	13.2	12.8	12.4	12.3
10	20.3	14.3	13.5	12.8	13.0	12.9	12.7	12.3
11	20.7	15.0	13.4	13.7	13.1	12.9	12.5	12.5
12	22.8	16.4	13.6	14.4	13.5	13.1	12.7	12.6
13	22.6	16.7	16.9	13.0	13.8	13.2	12.8	12.6
14	22.0	16.8	16.3	13.8	14.2	13.5	12.6	12.7
15	22.2	16.8	16.2	13.5	14.4	13.8	13.1	12.8
16	21.9	16.7	16.1	14.7	14.6	13.9	13.2	12.8
17	18.3	14.8	14.8	13.1	14.0	13.1	13.3	12.9
18	16.2	14.4	14.4	14.7	14.6	14.1	13.5	13.0
19	15.3	13.9	13.9	14.2	14.4	14.1	13.8	13.1
20	14.7	13.9	13.8	14.0	14.2	13.9	13.6	13.2
21	20.7	15.1	14.4	13.9	14.1	13.9	13.5	13.2
22	16.6	15.3	14.6	14.4	14.2	13.9	13.7	13.3
23	21.3	15.6	15.0	14.5	14.2	13.9	13.5	13.3
24	22.7	16.1	15.3	14.7	14.4	14.1	13.7	13.4
25	22.1	16.4	15.6	15.1	14.6	14.2	13.7	13.5
26	21.5	16.2	15.5	15.2	14.7	14.4	13.7	13.4
27	22.3	16.7	15.9	15.4	14.9	14.5	13.9	13.6
28	23.0	17.2	16.4	15.7	15.0	14.6	14.0	13.6
29	24.6	16.5	17.2	16.2	15.3	14.7	14.1	13.7
30	26.1	19.1	17.4	16.8	15.6	14.9	14.2	13.7
31	25.4	20.7	18.2	17.2	15.9	15.1	14.3	13.8
平均 Mean	19.9	15.4	14.9	14.4	13.9	13.5	13.0	12.8

中華民國二十八年三月逐日雲量 (0-10)

Cloud Amount of every Day, in the Month of March, 1939. (0-10)

時日 H. D.	6	7	8	9	10	11	12	13	14	15	16	17	18	平均 Mean
1	2.0	3.5	3.0	1.0	8.5	9.0	8.5	7.0	6.5	4.0	4.0	3.0	3.5	4.9
2	3.0	2.0	0.5	3.0	6.0	3.5	3.0	3.5	7.0	8.5	6.5	4.5	0.5	4.0
3	0.5	1.5	1.0	1.0	0.8	4.5	6.5	7.0	8.0	5.0	5.0	6.0	1.5	3.6
4	0.5	0.1	0.5	0.5	0.5	4.0	4.0	4.0	5.0	8.5	7.0	7.0	5.0	4.0
5	0.5	0.0	0.0	0.1	0.1	0.1	0.1	0.0	0.1	0.1	0.1	0.1	0.1	0.1
6	0.0	0.0	0.0	0.5	0.5	0.7	4.0	3.0	2.5	4.5	5.5	1.5	0.5	1.8
7	1.0	0.5	0.1	0.0	0.0	0.3	0.2	0.3	0.5	0.5	0.5	0.5	0.2	0.4
8	0.0	0.0	0.0	0.2	0.5	0.5	0.3	0.4	1.0	7.0	5.5	7.5	2.0	2.1
9	0.0	2.5	2.5	4.5	3.5	7.0	5.5	2.5	2.0	9.0	9.0	7.0	5.0	7.5
10	1.0	0.0	0.0	0.0	0.0	0.0	0.0	0.1	0.1	0.0	0.0	0.0	0.0	0.1
11	0.0	0.0	0.0	0.0	0.0	0.2	0.1	0.0	0.1	0.1	0.1	0.0	0.0	0.0
12	0.2	0.0	0.0	0.0	0.0	0.0	0.0	0.0	0.0	0.0	0.1	0.1	0.0	0.0
13	0.0	0.0	0.0	0.0	0.0	0.0	0.0	0.0	0.1	0.1	0.1	0.1	0.1	0.0
14	0.3	0.0	0.0	0.0	0.0	0.1	1.0	5.0	4.5	4.5	6.5	3.5	2.5	2.1
15	1.0	1.0	0.0	0.0	0.0	0.1	0.1	0.1	0.2	0.5	1.0	1.5	0.5	0.5
16	0.0	0.0	0.0	0.0	0.0	0.0	0.1	0.1	0.5	3.0	4.0	3.5	0.5	0.9
17	9.5	10.0	10.0	10.0	10.0	10.0	2.5	7.0	6.0	7.0	5.0	6.0	3.0	7.9
18	1.0	0.5	0.3	0.5	5.5	7.0	9.0	2.0	8.0	7.5	9.5	4.0	1.3	4.9
19	5.0	10.0	9.5	7.5	9.5	9.0	9.5	9.5	9.5	8.0	8.5	6.5	8.0	8.5
20	7.0	3.0	3.0	7.5	5.5	7.0	9.0	9.0	9.5	5.5	8.0	6.0	1.5	6.5
21	3.5	0.5	0.7	1.0	0.5	0.2	0.3	0.5	0.5	1.5	5.0	7.0	6.0	2.1
22	0.6	0.5	0.1	0.4	7.0	2.5	2.0	2.0	3.0	4.0	3.5	0.5	0.1	2.0
23	0.5	0.0	0.0	0.0	0.0	0.0	0.0	0.3	2.1	0.1	0.1	0.1	0.1	0.1
24	0.0	0.0	0.0	0.0	0.0	0.0	0.0	0.0	0.0	0.0	0.0	0.1	0.0	0.0
25	0.0	0.0	0.0	0.3	0.5	0.5	0.1	0.1	0.1	0.1	0.1	0.1	0.0	0.1
26	6.0	3.5	3.0	4.0	8.5	8.5	8.0	7.5	7.0	6.0	4.0	5.0	6.5	6.0
27	4.0	10.0	10.0	10.0	10.0	9.0	8.5	8.5	3.0	2.0	2.0	2.0	2.0	6.2
28	3.0	4.5	3.0	2.5	2.0	1.0	0.0	0.0	0.1	0.1	0.1	0.0	0.0	1.3
29	0.3	0.0	0.0	0.0	0.0	0.0	0.0	0.0	0.1	0.1	0.5	2.5	2.0	0.4
30	0.5	0.0	0.0	0.0	0.0	0.0	0.0	0.0	0.2	0.1	0.1	0.1	0.0	0.1
31	0.0	0.0	0.0	0.0	0.0	0.0	0.0	0.0	0.0	0.0	0.0	0.0	0.8	0.1
平均 Mean	1.9	2.0	1.7	2.0	2.6	2.8	2.9	3.0	2.8	3.2	3.3	2.8	1.7	2.5

中華民國二十八年

Absolute Humidity at every hour of

日 D.	1	2	3	4	5	6	7	8	9	10	11	中 午 Nom
1	6.00	6.26	6.32	6.49	6.43	6.60	7.25	7.61	7.66	7.71	7.52	6.81
2	6.04	5.97	5.96	5.96	5.96	6.01	5.93	5.89	5.19	5.60	5.76	5.91
3	4.49	4.48	4.42	4.43	4.39	4.24	4.47	4.99	4.82	5.03	4.60	4.69
4	4.54	4.26	4.32	4.31	4.30	4.30	4.42	5.62	5.46	5.5	5.32	5.62
5	5.35	5.35	5.30	5.51	5.66	5.72	5.47	5.76	5.69	4.95	4.37	3.04
6	5.25	5.22	5.27	5.24	5.20	5.04	5.18	5.59	6.07	5.89	5.54	5.40
7	5.16	4.98	5.19	5.40	5.14	5.21	4.71	3.56	3.66	3.63	3.78	3.61
8	3.83	3.76	3.79	3.83	3.90	3.83	3.97	4.23	4.66	3.74	3.22	3.49
9	4.13	4.39	4.59	4.43	4.55	4.61	4.77	4.99	5.11	5.07	5.10	5.21
10	5.00	5.11	5.22	5.05	5.05	5.05	5.05	5.29	5.34	5.59	5.64	5.09
11	5.36	5.32	5.31	5.31	5.27	5.36	5.29	5.61	5.66	5.55	5.54	5.73
12	5.53	5.45	5.41	5.46	5.59	5.41	5.45	5.65	5.84	5.53	5.92	4.59
13	3.28	5.27	5.44	3.47	5.36	5.47	5.59	5.68	5.77	5.51	5.51	5.75
14	3.76	5.61	5.73	3.66	5.75	5.69	6.66	6.25	6.35	5.51	5.21	5.55
15	5.69	5.80	5.75	5.83	5.78	5.72	5.54	5.51	5.51	5.29	5.27	5.34
16	4.63	4.63	4.74	4.85	4.94	5.04	5.38	5.44	5.74	4.49	4.75	4.22
17	5.45	5.61	5.72	5.81	5.87	6.13	6.21	6.35	6.91	7.19	7.22	7.68
18	7.48	7.37	7.26	7.26	7.15	7.00	7.40	7.24	8.0	8.03	7.47	6.96
19	7.50	7.45	7.43	7.43	7.57	7.57	7.82	8.03	8.59	7.99	7.37	7.08
20	7.15	7.22	7.37	7.24	7.27	7.19	7.09	6.98	6.97	6.77	6.84	6.54
21	5.60	5.62	5.66	5.40	5.20	5.03	5.05	5.38	4.83	3.88	3.73	3.53
22	5.43	5.46	5.40	5.35	5.29	5.04	5.33	5.50	5.67	5.40	5.12	4.63
23	3.60	3.52	3.56	3.63	3.74	3.74	3.89	4.25	4.01	3.81	3.16	3.61
24	3.82	3.93	3.88	3.93	3.98	3.86	3.71	4.26	4.13	3.75	3.46	4.35
25	4.04	4.15	4.26	4.26	4.44	4.31	4.63	4.86	4.96	4.19	3.80	4.07
26	4.20	4.33	4.39	4.35	4.28	4.29	4.37	4.72	4.62	4.60	4.73	4.62
27	4.66	4.86	4.68	3.76	4.90	4.64	5.00	5.19	5.19	5.07	5.00	5.60
28	5.17	5.35	5.33	5.32	5.27	5.13	5.17	5.15	5.18	4.90	5.22	5.26
29	5.04	5.21	5.13	5.00	5.05	5.15	5.28	5.59	5.50	5.70	5.72	5.74
30	5.79	5.84	5.89	5.90	5.94	5.98	6.30	6.36	6.31	6.31	5.80	5.87
31	5.62	5.54	5.57	5.52	5.59	5.51	5.64	5.73	6.03	6.11	6.12	5.98
平均 Mean	5.24	5.27	5.29	5.28	5.32	5.29	5.40	5.57	5.63	5.43	5.30	5.22

三月逐日各時絕對濕度 (m.m.)

Day, in the Month of March, 1939. (m.m.)											子夜 Midn.	平均 Mean
13	14	15	16	17	18	19	20	21	22	23		
6.14	5.99	6.54	6.35	6.28	6.26	6.27	6.13	6.51	6.46	6.39	6.32	6.60
5.63	5.63	5.66	5.70	5.25	4.81	5.07	5.07	4.88	4.43	4.50	4.40	5.48
4.70	4.98	4.19	4.26	4.21	4.19	4.14	4.20	4.33	4.39	4.60	4.48	4.50
5.45	5.29	5.97	4.94	5.01	5.03	5.15	4.89	4.70	4.84	4.86	3.17	4.87
3.89	4.22	4.39	4.12	4.52	4.81	4.88	5.08	5.19	5.28	5.07	5.14	4.98
5.24	4.80	4.46	5.00	4.92	4.95	5.09	5.19	5.11	5.16	5.09	5.02	5.21
3.59	3.66	3.66	3.68	3.93	3.39	4.10	3.93	3.85	3.69	3.72	3.65	4.13
3.35	3.14	3.39	3.55	3.74	3.85	4.25	4.14	4.25	4.37	4.16	4.20	3.85
4.96	4.92	4.76	4.81	4.82	4.77	4.74	4.78	5.03	5.07	5.09	5.09	4.82
5.36	4.24	5.12	4.68	4.38	4.44	4.72	5.04	5.30	5.11	5.19	5.33	5.06
5.31	5.96	5.96	5.24	5.66	5.53	5.40	5.52	5.33	5.23	5.32	5.32	5.52
4.78	5.09	5.13	4.89	4.60	4.29	4.55	4.85	5.17	5.42	5.32	5.38	5.23
4.86	4.52	4.51	5.81	5.99	5.47	5.46	5.55	5.35	5.65	5.30	5.69	5.45
5.11	5.57	5.20	5.14	5.55	5.37	5.54	5.46	5.35	5.40	5.61	5.71	5.69
5.21	5.13	5.09	4.78	4.67	4.36	4.33	4.33	4.59	4.42	4.73	4.70	5.14
4.86	4.97	4.98	5.16	4.65	4.50	4.55	4.76	4.84	4.92	5.32	5.41	4.91
7.75	7.91	8.13	8.42	6.35	7.53	7.21	8.38	8.26	8.11	7.81	7.61	7.08
6.22	6.54	6.19	6.87	8.49	7.89	7.70	7.72	7.68	7.57	7.65	7.55	7.36
6.43	6.58	6.61	6.57	6.52	6.64	6.82	6.94	6.58	6.63	7.13	7.12	7.17
6.59	6.78	6.57	5.89	6.45	6.67	6.82	6.83	6.58	6.01	5.89	5.75	6.72
3.72	3.89	3.91	4.13	3.95	4.45	4.35	4.64	5.64	5.55	5.59	5.58	4.76
4.50	4.24	3.89	3.77	3.21	3.13	3.47	3.35	3.17	3.28	3.26	3.45	4.43
3.94	3.58	3.58	3.69	3.38	3.75	3.48	3.44	3.37	3.62	3.51	3.73	3.65
3.91	3.86	3.42	3.30	3.57	3.81	3.88	4.06	3.91	3.85	3.84	4.00	3.35
4.49	4.16	3.91	3.98	3.91	3.75	4.10	4.02	4.07	4.11	4.04	4.10	3.19
4.85	4.57	4.43	4.43	4.47	4.53	4.61	4.76	4.56	4.68	4.57	4.77	4.53
5.00	4.36	5.63	5.22	5.27	5.65	5.67	5.74	5.63	5.09	5.00	5.06	5.10
5.10	4.30	4.20	4.30	5.27	5.10	5.02	5.27	5.25	5.10	5.17	5.02	5.06
5.88	5.97	5.89	5.90	5.85	5.83	5.66	5.83	5.77	5.80	5.86	5.92	5.59
4.86	5.49	5.74	5.16	5.31	5.35	5.59	5.69	5.80	5.75	5.58	5.42	6.78
6.45	6.25	6.11	6.43	6.32	6.11	6.09	5.89	6.01	6.13	5.91	6.14	5.95
5.12	5.08	5.05	5.06	5.05	5.08	5.12	5.21	5.24	5.20	5.20	5.24	5.24

中華民國二十八年

		Relative Humidity of every Hour of Day											
REL.		1	2	3	4	5	6	7	8	9	10	11	中 午 Noon
H	D												
1		59.3	63.6	65.9	70.9	75.2	78.2	84.8	80.4	72.8	67.0	61.1	53.3
2		61.8	62.3	63.6	64.3	66.0	69.3	71.7	67.5	52.0	53.2	49.2	50.6
3		47.5	49.3	50.3	51.9	52.0	50.0	53.0	53.5	45.2	43.3	37.4	37.5
4		49.9	46.6	50.0	51.1	51.2	51.7	54.2	50.8	52.0	46.3	42.1	50.6
5		57.7	52.7	56.3	60.0	65.3	61.6	65.3	66.0	54.1	42.1	32.7	27.1
6		54.6	53.1	57.6	56.9	58.8	56.2	56.6	56.4	54.4	47.2	40.6	35.1
7		51.8	50.9	53.4	60.2	60.9	63.4	58.2	41.9	36.2	34.5	32.4	28.8
8		45.0	45.6	47.1	49.2	52.5	52.0	46.3	41.4	34.2	34.2	28.6	26.4
9		47.3	52.1	43.4	54.3	57.7	60.1	62.2	62.5	58.5	55.0	51.2	42.9
10		67.9	72.9	77.1	74.6	74.6	75.6	74.6	70.4	64.6	56.4	47.6	40.3
11		58.6	52.5	62.9	62.9	62.9	67.1	65.3	62.1	56.0	47.5	42.5	39.9
12		55.1	53.2	58.0	64.1	62.7	61.6	62.4	57.1	53.2	47.3	43.4	30.9
13		51.2	51.6	50.7	57.5	56.5	57.5	59.1	54.7	48.9	42.4	36.3	33.8
14		51.2	50.3	54.8	56.3	58.6	56.7	62.4	61.6	51.6	39.6	34.7	34.2
15		51.6	53.7	54.3	57.0	57.6	58.1	52.3	51.7	43.2	36.9	34.7	32.7
16		42.0	42.0	43.9	47.6	49.5	52.9	56.3	52.8	47.9	33.8	32.1	26.6
17		49.9	69.3	78.8	86.3	89.7	95.0	96.3	97.3	95.2	91.8	89.7	85.0
18		84.0	83.8	86.6	91.1	87.6	87.6	88.9	78.6	79.1	68.7	57.8	53.7
19		85.9	88.9	89.8	89.8	92.2	92.2	93.2	91.5	60.3	68.5	63.5	59.5
20		77.1	80.0	83.8	81.6	82.7	84.2	84.8	74.3	65.0	57.2	55.6	52.2
21		52.8	65.3	68.9	67.1	64.2	63.0	62.8	63.9	49.7	36.4	31.3	27.6
22		59.3	61.7	63.2	63.0	63.6	60.6	64.4	60.9	55.3	46.7	43.1	33.5
23		41.5	41.2	42.5	44.5	49.4	49.1	52.1	47.2	40.2	35.2	24.7	25.2
24		42.6	44.7	44.1	46.6	51.9	50.0	45.5	43.8	39.3	30.7	25.4	30.4
25		42.9	50.5	47.2	47.2	51.6	50.2	50.9	48.1	45.6	33.0	27.5	27.3
26		43.2	44.5	46.0	47.0	49.0	49.0	49.3	47.6	39.5	27.6	45.5	37.1
27		44.6	44.1	47.6	36.2	49.1	46.5	49.8	49.7	43.3	36.4	36.2	35.3
28		48.2	52.6	53.8	54.3	54.2	53.2	53.7	38.7	42.9	36.6	35.7	32.9
29		44.8	49.2	50.0	49.4	51.9	55.2	57.4	53.1	48.3	45.3	37.3	35.9
30		50.2	52.7	55.3	57.2	59.9	60.4	61.5	57.0	50.9	44.8	36.1	31.2
31		46.6	47.4	50.2	50.0	53.2	52.4	54.0	59.7	47.1	43.9	38.8	35.8
平均 Mean		53.7	56.3	58.6	59.6	61.7	62.5	63.2	59.6	53.5	46.1	41.8	36.1

三月逐日各時相對濕度(%)

In the Month of March, 1939. (%)												
1	14	15	16	17	18	19	20	21	22	23	子夜 Midn.	平均 Mean
45.9	39.7	42.8	43.3	44.3	49.3	52.6	52.8	57.9	57.9	58.8	60.9	59.9
42.3	45.2	42.4	43.4	37.8	40.0	44.8	46.6	46.1	42.4	44.2	43.9	52.1
36.0	35.4	29.9	29.6	31.0	34.7	36.1	38.1	43.2	43.1	46.4	47.5	42.6
40.7	36.6	37.2	32.7	35.1	39.6	43.2	44.4	43.2	47.0	48.7	57.9	43.0
26.1	25.8	26.5	26.1	29.8	36.4	40.4	43.5	45.3	46.3	48.8	52.6	46.0
33.2	30.0	29.9	32.9	33.4	37.7	42.2	44.4	44.6	40.8	47.7	48.7	45.8
26.5	27.2	27.2	26.0	29.4	28.4	33.7	39.9	39.0	49.3	43.2	43.0	41.0
25.5	22.0	23.9	26.3	39.0	34.2	41.2	41.2	44.9	46.5	44.6	45.9	39.5
39.7	49.0	47.4	46.9	46.7	51.3	54.7	57.7	63.0	64.6	66.4	68.1	55.6
39.6	29.3	34.3	31.6	30.3	35.6	41.4	45.4	50.0	49.5	53.4	54.4	53.8
39.1	37.3	36.6	34.7	34.3	38.5	40.4	46.3	45.3	46.5	49.2	49.5	49.3
27.9	28.4	23.2	27.7	27.4	22.5	35.6	38.9	33.8	47.6	48.9	50.8	44.3
25.9	24.7	23.7	31.7	33.1	35.3	37.6	43.2	44.9	47.1	46.1	51.1	43.9
28.7	28.2	27.9	31.6	32.6	35.3	40.5	40.8	41.8	44.7	48.7	51.2	44.3
30.4	28.6	26.7	25.9	27.0	28.3	39.8	33.2	37.9	35.4	40.5	41.3	40.6
28.3	28.1	29.3	30.3	28.3	30.9	34.0	37.4	39.8	41.0	46.6	49.1	39.6
78.7	77.2	59.3	70.6	45.9	64.5	69.0	93.4	90.3	89.2	87.1	86.0	80.7
45.0	44.3	43.7	51.6	45.6	78.0	81.4	83.3	82.3	82.2	83.0	83.0	74.8
49.6	52.8	46.0	47.7	51.0	55.7	60.0	66.4	62.8	65.1	74.4	76.3	71.0
54.0	37.8	48.4	45.2	50.8	57.1	64.0	66.2	67.3	63.1	53.5	62.4	65.4
27.5	25.6	25.0	26.5	28.5	34.8	38.2	41.6	54.0	57.6	58.1	59.5	47.0
30.0	27.1	26.3	23.6	21.3	24.0	29.9	31.2	39.7	32.4	34.9	37.3	42.6
26.5	22.6	22.6	23.3	22.3	28.4	29.1	31.2	30.6	37.3	36.1	40.5	35.0
24.6	23.4	21.5	21.2	24.0	29.6	24.2	37.6	37.3	37.6	38.5	41.8	35.7
27.2	23.9	23.1	23.5	24.3	26.4	34.7	38.2	36.7	37.3	37.9	39.5	37.6
29.8	27.2	26.5	26.5	27.8	32.0	35.4	38.7	38.0	41.6	31.3	45.4	38.6
29.6	28.1	30.7	28.5	30.6	37.2	41.8	44.1	47.0	42.2	44.2	45.9	40.6
30.2	23.7	23.2	23.7	30.6	33.1	35.0	40.0	42.1	41.2	42.8	43.5	40.7
34.2	34.0	31.4	32.2	33.7	37.0	41.0	44.7	44.5	46.5	48.2	50.0	44.0
25.1	24.8	23.7	21.8	24.6	31.5	34.1	38.2	39.6	40.3	42.5	42.1	41.9
34.1	31.9	31.0	32.1	33.9	37.2	40.9	41.6	44.6	46.4	44.4	48.9	43.2
35.2	33.6	32.0	32.6	34.4	38.2	42.4	46.1	47.4	48.5	49.7	52.1	47.8

中華民國二十八年三月

Wind Direction and Wind velocity of

時日	6	7		8		9		10		11		12		13
船名 D.	向 Dir.	速 Vel.	向 Dir.	速 Vel.	向 Dir.	速 Vel.	向 Dir.	速 Vel.	向 Dir.	速 Vel.	向 Dir.	速 Vel.	向 Dir.	速 Vel.
1	SSW	9.1SSW	8.1SSW	7.7SSW	9.2SW	11.5SSW	13.2SW	18.5SSW	18.5					
2	SW	12.7SW	13.1SW	15.3SW	14.1WSW	16.4SW	17.6SW	15.6SW	18.9					
3	SW	15.7SW	12.3SW	12.5SW	20.4SW	23.3SW	24.0SW	21.3SW	22.6					
4	SW	11.6SW	10.8SW	11.5SW	14.1SW	21.4SW	22.6SW	20.9SW	18.9					
5	SW	11.8SW	13.9SW	8.8SW	17.0SW	19.1WSW	13.0WSW	19.3SW	15.3					
6	SW	10.6SW	9.2SSW	8.7SW	7.9SW	10.4SW	15.4SSW	14.9SW	17.9					
7	SW	11.8SW	11.5WSW	14.8SW	22.6SW	17.7SW	17.7SW	19.3SW	16.0					
8	SSW	6.3S	7.6S	7.4SSW	10.6SSW	12.2SW	15.6WSW	16.6WSW	18.9					
9	SSW	16.0SSW	14.4SW	16.2SW	20.3SW	18.3SW	19.3SW	15.9SW	17.5					
10	SW	13.1SSW	14.9SW	10.8SW	9.4SW	6.6WSW	6.2SW	8.2SSW	9.6					
11	SSW	13.2SSW	14.9SW	12.9SW	14.6SW	18.3SW	18.2WSW	15.6WSW	17.6					
12	SW	9.2SW	9.3SSW	10.2SW	11.9SW	12.6SSW	9.2SW	11.0SSW	8.0					
13	SW	14.0SW	12.2SSW	12.3SSW	13.6SW	18.3WSW	14.3SW	14.6SW	14.6					
14	SW	12.9SW	16.2SW	12.9SW	14.9SW	15.7SW	16.6SW	18.9WSW	19.5					
15	SW	11.2SW	13.8SW	15.0SW	16.6SW	18.9SW	17.6SW	17.6SW	15.4					
16	SW	10.9SW	12.9SW	11.7WSW	11.5SW	18.9SW	14.7WSW	19.3SW	16.6					
17	ENE	8.3ENE	10.0ENE	11.1E	6.2E	7.2NE	9.2E	8.1ENE	7.4					
18	SSW	6.6SSW	7.2SSW	8.1SW	9.9SW	7.5SW	15.4SW	18.6SSW	18.7					
19	SSW	8.3SSW	9.3SW	7.5SSW	9.1SSW	11.8SW	13.2SW	12.7SW	19.5					
20	SW	16.7SW	17.0SW	12.5SW	19.6SW	18.5SW	13.6SW	18.2SW	17.6					
21	SW	9.9SW	10.6WSW	12.5SW	18.6SW	14.0SW	15.6WSW	18.9SW	14.8					
22	SW	8.0WSW	9.2SW	9.3SW	9.2SW	13.1SW	14.1SW	16.0SW	15.6					
23	SW	14.8SW	13.2SW	12.3WSW	18.4SW	14.6SW	19.3SW	19.2WSW	14.3					
24	SW	12.7SW	11.8SSW	9.2SW	10.6SW	12.7SW	15.1SW	13.7SW	12.9					
25	SW	9.2SW	11.9SW	10.7SSW	9.9SW	17.0SW	13.3SW	12.6SW	13.6					
26	SW	12.5SW	11.0SW	11.0SW	16.2SW	21.7W	15.9WSW	18.6SW	18.7					
27	SW	14.2SW	15.3WSW	14.2SW	16.4WSW	17.6WSW	20.5WSW	18.7WSW	19.1					
28	WSW	15.1SW	14.8SW	12.8SW	15.2WSW	19.1WSW	12.2WSW	11.4WSW	19.1					
29	SW	11.1SW	11.6SW	8.5SW	14.7SW	15.9SW	13.9WSW	11.0SW	12.9					
30	SW	14.4SW	8.7SW	9.6SW	13.9SW	15.7SW	15.7WSW	12.6SW	14.2					
31	SW	12.9SW	12.5SW	11.2SW	11.7WSW	14.2SW	12.9SW	16.0SW	14.6					
平均 Mean		12.0	11.9	11.2	13.6	15.5	15.4	15.8	16.1					

三月逐日谷時降水量 (mm)

In the Month of March, 1939. (mm)												
12-13	13-14	14-15	15-16	16-17	17-18	18-19	19-20	20-21	21-22	22-23	23-24	總計 Total
		T		0.2								0.2
		T		0.2								0.2

中華民國二十八年三月

Daily Values of Meteorological Elements

日期 Date	氣壓 pressure (500mm)	溫度 Temperature (°C)					露溫 Dew Temp. (°C)	濕度 Humidity		雲量 Amount of cloud (0-10)
		平均 Mean	最高 Max.	最低 Min.	波差 Range	地面 Earth Surface		絕對 Absolute mm	相對 Relative %	
1	72.18	13.0	18.5	6.2	10.3	14.9	7.3	6.60	59.9	4.0
2	70.59	12.2	17.9	8.0	9.0	13.8	7.3	5.43	52.1	4.0
3	71.85	12.3	16.9	8.0	8.9	14.4	7.0	4.59	42.6	3.1
4	73.20	12.5	18.2	7.8	10.4	14.7	6.7	4.87	45.0	4.0
5	72.71	13.2	19.3	8.2	11.1	15.6	7.2	4.98	46.0	0.1
6	71.92	13.5	19.0	9.2	9.8	16.0	7.8	5.21	45.8	1.0
7	71.98	11.8	17.8	7.5	10.3	14.0	6.8	4.13	41.0	0.0
8	70.21	11.3	17.2	5.9	11.3	13.8	4.5	3.85	39.3	2.1
9	69.35	9.2	13.4	6.9	6.5	10.7	6.3	4.82	53.6	7.5
10	71.16	11.1	18.1	4.7	13.4	14.9	3.7	5.06	53.8	0.1
11	69.98	13.3	19.8	6.9	12.9	16.1	6.1	5.52	49.3	0.0
12	72.41	14.2	20.9	8.8	12.1	17.4	7.5	5.23	44.3	0.0
13	73.70	15.1	22.0	9.7	12.3	18.0	8.2	5.45	43.2	0.0
14	74.14	15.3	21.7	10.4	11.3	17.9	9.6	5.60	44.3	2.1
15	73.54	15.4	21.5	10.4	11.1	18.0	9.3	5.14	40.6	0.5
16	73.54	14.9	20.5	9.9	10.7	17.3	8.7	4.91	39.5	0.9
17	74.47	9.5	16.5	4.3	12.2	11.6	3.6	7.08	80.7	7.0
18	73.59	11.3	17.3	7.3	10.0	13.6	6.2	7.36	74.8	4.9
19	72.26	11.8	17.2	7.8	9.4	13.6	7.0	7.17	71.0	4.5
20	71.77	11.8	16.9	8.4	8.5	13.5	7.8	6.72	63.4	6.5
21	73.48	12.1	18.6	7.1	11.5	15.2	5.8	4.76	47.0	2.1
22	72.91	12.5	19.1	8.0	11.1	15.3	6.8	4.43	42.6	2.0
23	71.77	12.4	18.8	6.4	12.4	15.7	5.6	3.65	35.0	0.1
24	71.99	12.8	19.3	7.0	12.3	16.0	5.8	3.86	35.7	0.0
25	73.91	13.8	20.0	8.2	11.8	16.8	6.6	4.19	37.6	0.1
26	73.81	14.1	20.0	8.7	11.3	16.9	7.6	4.53	38.5	6.0
27	74.95	14.8	21.3	9.8	11.3	17.6	8.7	5.10	40.6	6.2
28	72.76	15.1	21.2	9.8	11.4	17.9	8.9	5.06	40.7	1.3
29	72.71	15.2	21.6	9.2	12.4	18.2	8.1	5.59	44.0	0.4
30	72.91	17.0	23.3	10.5	14.8	20.4	9.6	5.78	41.9	0.1
31	71.99	16.4	22.5	11.0	11.5	19.3	9.9	5.95	43.2	0.1
總數或平均 T. or M.	72.46	13.2	19.3	8.2	11.1	15.8	7.2	5.24	47.8	2.5

逐日氣象平均要素表

in the Month of March, 1939.

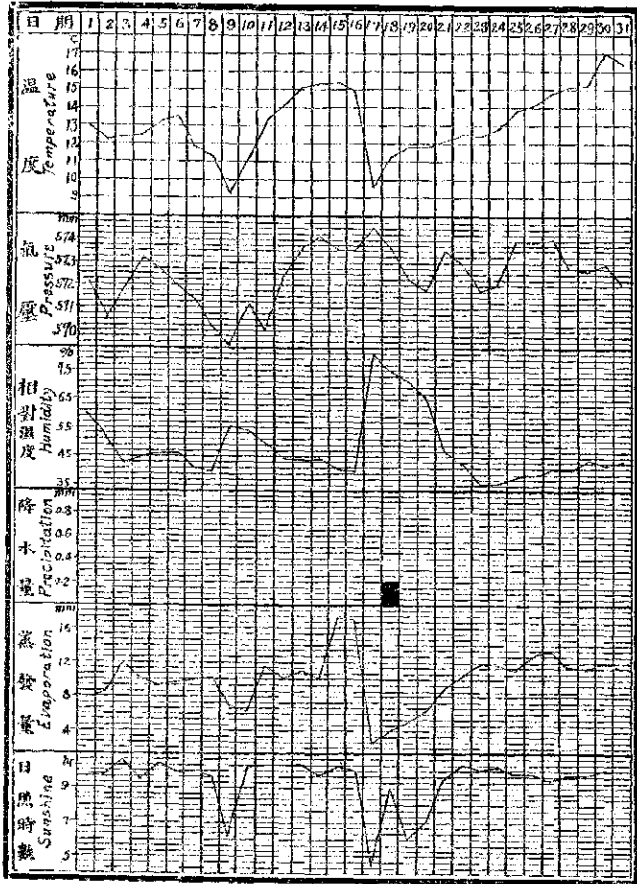
日照時數 Duration of Sunshine h	太陽熱力 Solar Radiation (°C)		風 Wind		降水量 Precipitation		能見度 Vis. 0—9	蒸發量 Amount of Evap. mm	雜項 Miscell- aneous Informa- tions
	黑球 B. bulb	白球 w. bulb	平均速 Mean vel. m/s	最多向 Dir. Domin	量 Amt.	時數 Dur. h			
9.8	42.5	29.5	14.6	SW			6.4	7.8	☁☁☁☁
9.7	42.5	34.2	16.7	SW			7.8	8.4	☁☁☁☁
10.6	43.3	31.8	19.1	SW			8.0	12.0	☁☁☁☁
9.5	43.8	33.3	16.5	SW			7.6	10.0	☁☁☁☁
10.4	42.8	31.5	15.0	SW			7.3	9.3	☁☁☁☁
9.9	44.8	33.8	14.3	SW			6.2	9.6	☁☁☁☁
9.9	40.9	29.8	17.0	SW			7.5	10.0	☁☁☁☁
9.7	44.9	32.3	13.8	SW			6.3	10.1	☁☁☁☁
6.1	40.2	28.9	17.1	SW			2.5	7.0	☁☁☁☁
10.2	42.0	30.6	10.9	SW			7.8	6.6	☁☁☁☁
10.3	42.5	29.5	15.7	SW			8.0	11.5	☁☁☁☁
10.3	43.3	31.0	11.4	SW			7.8	10.1	☁☁☁☁
10.4	45.7	34.5	14.4	SW			7.7	11.0	☁☁☁☁
9.7	46.5	30.3	16.7	SW			7.5	10.0	☁☁☁☁
10.2	45.3	34.4	18.2	SW			7.5	17.1	☁☁☁☁
10.0	44.5	37.4	15.1	SW			6.5	16.9	☁☁☁☁
4.3	41.2	30.0	6.4	ENE			3.0	2.5	☁☁☁☁
9.0	43.8	35.2	12.6	SSW	0.2	0.5	6.3	4.1	☁☁☁☁
6.0	41.0	28.0	14.0	SW			6.7	5.1	☁☁☁☁
7.0	43.2	30.0	17.4	SW	T		8.0	6.2	☁☁☁☁
9.5	42.2	31.2	14.1	SW			8.9	9.0	☁☁☁☁
10.3	43.4	30.1	13.0	SW			7.8	10.4	☁☁☁☁
10.1	43.2	35.2	14.8	SW			7.6	11.9	☁☁☁☁
10.2	43.5	31.3	13.1	SW			7.0	11.6	☁☁☁☁
9.8	43.8	31.0	12.6	SW			6.4	11.1	☁☁☁☁
9.8	43.3	35.3	16.7	SW			6.5	12.9	☁☁☁☁
9.4	44.7	33.3	16.4	WSW			7.2	13.3	☁☁☁☁
9.8	44.8	35.4	16.7	WSW			6.7	11.3	☁☁☁☁
9.8	44.8	33.7	12.9	SW			7.3	11.2	☁☁☁☁
10.0	47.0	34.0	12.2	SW			6.8	12.0	☁☁☁☁
10.0	43.0	35.0	14.0	SW			6.5	11.3	☁☁☁☁
291.7	1350.6	1002.9	14.6	SW	0.2	0.5	7.1	311.2	

中華民國二十八年三月逐日能見度 (6--9)

Visibility of every Day, in the month of March, 1939. (6--9)

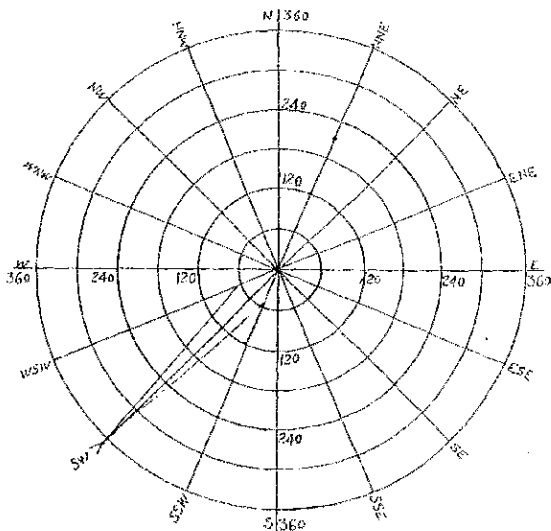
日	時 H.	6	7	8	9	10	11	12	13	14	15	16	17	18	平均 Mean
	1	6	5	5	5	5	6	7	7	7	8	8	7	7	6.4
	2	5	8	8	8	6	6	8	8	8	8	8	8	8	7.8
	3	6	7	8	8	8	8	8	8	8	8	8	8	8	6.0
	4	8	8	8	7	8	7	8	8	8	8	8	8	8	7.6
	5	6	6	6	6	8	8	8	8	8	8	8	8	8	7.5
	6	6	5	5	5	5	6	7	7	7	7	7	7	6	6.2
	7	5	5	5	8	8	8	8	8	8	8	8	8	8	7.5
	8	5	5	5	6	6	6	7	7	7	7	7	7	8	6.9
	9	5	5	6	7	7	8	8	8	8	8	8	8	8	7.5
	10	7	8	8	8	7	8	8	8	8	8	8	8	8	7.8
	11	5	8	8	8	8	8	8	8	8	8	8	8	8	8.0
	12	8	8	8	7	7	8	8	8	8	8	8	8	8	7.8
	13	6	7	8	7	8	8	8	8	8	8	8	8	8	7.7
	14	7	7	6	7	7	6	8	8	8	8	8	8	8	7.5
	15	6	6	7	7	8	8	8	8	8	8	8	8	7	7.5
	16	6	5	5	5	7	7	7	7	7	7	7	7	7	6.5
	17	5	0	0	0	0	0	3	5	6	5	5	5	5	3.0
	18	5	5	5	5	6	6	7	7	7	7	7	7	7	6.3
	19	6	6	6	6	6	7	7	7	7	7	7	7	7	6.7
	20	8	8	8	8	8	8	8	8	8	8	8	8	8	8.0
	21	8	9	9	9	9	9	9	9	9	9	9	9	9	8.9
	22	6	7	8	8	8	8	8	8	8	8	8	8	8	7.8
	23	7	7	7	7	7	8	8	8	8	8	8	8	8	7.6
	24	6	6	6	6	6	6	8	8	8	8	8	8	7	7.0
	25	6	6	6	5	6	6	6	7	7	7	7	7	7	6.4
	26	6	6	6	6	7	7	7	7	6	7	7	6	6	6.5
	27	5	5	6	7	8	8	8	8	8	8	8	7	7	7.2
	28	6	6	6	6	7	7	7	7	7	7	7	7	7	6.7
	29	6	6	6	6	6	7	8	8	8	8	8	8	8	7.3
	30	5	5	5	5	5	5	7	8	8	8	8	8	7	6.8
	31	5	5	5	5	6	7	7	7	8	8	8	7	7	6.5
平均 Mean		6.2	6.2	6.4	6.4	6.9	7.3	7.5	7.6	7.6	7.7	7.6	7.6	7.4	7.1

中華民國二十八年三月份各項氣象要素逐日變遷圖
March of Different Meteorological Elements in the Month of March, 1939.



中華民國二十八年三月份風向圖

Wind Rose for March, 1939.



—— 風向次數
Frequency

➤ 合成風向
Resultant Direction

方向 Dir.	N	NNE	NE	E	ESE	SE	SSE	S	SSW	SW	WSW	W	WNW	NW	NNW	N	V	C
次數 frequency	1	2	4	3				4	55	36	68	3						
百分數 %	0.2	0.4	0.8	0.6				0.8	11.7	7.8	13.0	0.6						

雲南省立
昆明測候所

氣

象

月

報

龔自知題



第四卷 第四期

中華民國二十八年四月份

MONTHLY METEOROLOGICAL BULLETIN

OF

METEOROLOGICAL STATION OF YUNNAN PROVINCE,

KUNMING.

April, 1939.

VOL. 4. NO. 4.

目 次 頁

	<i>Table of Contents</i>	<i>page</i>
凡 例	<i>Explanatory Remarks.</i>	1
本月份天氣概況	<i>A Summary of Weather Conditions, during the Month of April, 1939.</i>	2
本月份氣象概要	<i>Monthly Summary.</i>	3
氣 壓	<i>Barometric Pressure.</i>	4-5
氣 溫	<i>Air Temperature.</i>	6-7
地 面 溫	<i>Earth Temperature on the surface.</i>	8-9
地 內 溫	<i>Earth Temperature.</i>	10
雲 量	<i>Cloud Amount.</i>	11
絕對濕度	<i>Absolute Humidity.</i>	12-13
相對濕度	<i>Relative Humidity.</i>	14-15
雲狀與雲向	<i>Cloud: Forms and Direction.</i>	16-17
風向及風速	<i>Wind Direction and Velocity.</i>	18-19
降 水 量	<i>Precipitation.</i>	20-21
逐日氣象平均要素	<i>Daily Values of Meteorological Elements</i>	22-23
能 見 度	<i>Visibility.</i>	24
各項氣象要素逐日變遷圖	<i>March of Different Meteorological Elements.</i>	25
風 向 圖	<i>Wind Rose.</i>	26

觀測紀錄凡例

- (1) 本所設於昆明太華山麓，其位置為東經 $102^{\circ}37' 5''$ ；北緯 $24^{\circ}57' 56''$ 。氣壓表水銀面高出海平面約2250公尺。
- (2) 逐日觀測紀錄二十四時，用東經 105° 標準時，自六時至廿一時直接觀測十六次，廿二時至翌日五時之氣壓、氣溫、濕度、風速、風向等紀錄，俱採自自動儀器修項紀錄。
- (3) 氣壓讀數以公厘為單位，曾經溫度緯度訂正，惟未禁高度訂正。
- (4) 溫度以華氏溫度為標準，逐日最高最低氣溫，係逐日最高及最低溫度表讀得之數，非直接觀測次數內之最高最低。
- (5) 相對溫度由乾濕球溫度表計算而得，以公厘為單位。
- (6) 風向用十六方向；風速紀錄每秒公尺數。
- (7) 雲向亦用十六方向，惟每日電報中則併為八方向。
- (8) 雲量以天空為其所蔽之成數而定；凡其量自0--2.9稱為晴天3--7.9稱為曇天，8以上稱為陰天。
- (9) 雲採用國際通行之名稱。
- (10) 降水量一日內在0.05公厘以上者稱為雨天，不滿0.05公厘，則記以0.1行號。
- (11) 能见度以0--9級，用4力測定之。
- (12) 各種天氣符號，悉依國際規定之通用符號。

等級	距離		不能見
	能	見	
0	——	100	公尺
1	100	200	公尺
2	200	300	公尺
3	300	4	公里
4	4	5	公里
5	5	6	公里
6	6	10	公里
7	10	20	公里
8	20	50	公里
9	50	——	公里

天氣符號	
○	晴天
○	少雲
○	多雲
○	霧
○	霾
○	煙
○	塵
○	沙
○	雪
○	霜
○	露
○	冰
○	雹
○	雷
○	電
○	風
○	雨
○	雪
○	霰
○	冰
○	雹
○	霧
○	霾
○	煙
○	塵
○	沙
○	雪
○	霜
○	露
○	冰
○	雹
○	雷
○	電
○	風
○	雨
○	雪
○	霰
○	冰
○	雹
○	霧
○	霾
○	煙
○	塵
○	沙
○	雪
○	霜
○	露
○	冰
○	雹
○	雷
○	電
○	風
○	雨
○	雪
○	霰
○	冰
○	雹
○	霧
○	霾
○	煙
○	塵
○	沙
○	雪
○	霜
○	露
○	冰
○	雹
○	雷
○	電
○	風
○	雨
○	雪
○	霰
○	冰
○	雹
○	霧
○	霾
○	煙
○	塵
○	沙
○	雪
○	霜
○	露
○	冰
○	雹
○	雷
○	電
○	風
○	雨
○	雪
○	霰
○	冰
○	雹
○	霧
○	霾
○	煙
○	塵
○	沙
○	雪
○	霜
○	露
○	冰
○	雹
○	雷
○	電
○	風
○	雨
○	雪
○	霰
○	冰
○	雹
○	霧
○	霾
○	煙
○	塵
○	沙
○	雪
○	霜
○	露
○	冰
○	雹
○	雷
○	電
○	風
○	雨
○	雪
○	霰
○	冰
○	雹
○	霧
○	霾
○	煙
○	塵
○	沙
○	雪
○	霜
○	露
○	冰
○	雹
○	雷
○	電
○	風
○	雨
○	雪
○	霰
○	冰
○	雹
○	霧
○	霾
○	煙
○	塵
○	沙
○	雪
○	霜
○	露
○	冰
○	雹
○	雷
○	電
○	風
○	雨
○	雪
○	霰
○	冰
○	雹
○	霧
○	霾
○	煙
○	塵
○	沙
○	雪
○	霜
○	露
○	冰
○	雹
○	雷
○	電
○	風
○	雨
○	雪
○	霰
○	冰
○	雹
○	霧
○	霾
○	煙
○	塵
○	沙
○	雪
○	霜
○	露
○	冰
○	雹
○	雷
○	電
○	風
○	雨
○	雪
○	霰
○	冰
○	雹
○	霧
○	霾
○	煙
○	塵
○	沙
○	雪
○	霜
○	露
○	冰
○	雹
○	雷
○	電
○	風
○	雨
○	雪
○	霰
○	冰
○	雹
○	霧
○	霾
○	煙
○	塵
○	沙
○	雪
○	霜
○	露
○	冰
○	雹
○	雷
○	電
○	風
○	雨
○	雪
○	霰
○	冰
○	雹
○	霧
○	霾
○	煙
○	塵
○	沙
○	雪
○	霜
○	露
○	冰
○	雹
○	雷
○	電
○	風
○	雨
○	雪
○	霰
○	冰
○	雹
○	霧
○	霾
○	煙
○	塵
○	沙
○	雪
○	霜
○	露
○	冰
○	雹
○	雷
○	電
○	風
○	雨
○	雪
○	霰
○	冰
○	雹
○	霧
○	霾
○	煙
○	塵
○	沙
○	雪
○	霜
○	露
○	冰
○	雹
○	雷
○	電
○	風
○	雨
○	雪
○	霰
○	冰
○	雹
○	霧
○	霾
○	煙
○	塵
○	沙
○	雪
○	霜
○	露
○	冰
○	雹
○	雷
○	電
○	風
○	雨
○	雪
○	霰
○	冰
○	雹
○	霧
○	霾
○	煙
○	塵
○	沙
○	雪
○	霜
○	露
○	冰
○	雹
○	雷
○	電
○	風
○	雨
○	雪
○	霰
○	冰
○	雹
○	霧
○	霾
○	煙
○	塵
○	沙
○	雪
○	霜
○	露
○	冰
○	雹
○	雷
○	電
○	風
○	雨
○	雪
○	霰
○	冰
○	雹
○	霧
○	霾
○	煙
○	塵
○	沙
○	雪
○	霜
○	露
○	冰
○	雹
○	雷
○	電
○	風
○	雨
○	雪
○	霰
○	冰
○	雹
○	霧
○	霾
○	煙
○	塵
○	沙
○	雪
○	霜
○	露
○	冰
○	雹
○	雷
○	電
○	風
○	雨
○	雪
○	霰
○	冰
○	雹
○	霧
○	霾
○	煙
○	塵
○	沙
○	雪
○	霜
○	露
○	冰
○	雹
○	雷
○	電
○	風
○	雨
○	雪
○	霰
○	冰
○	雹
○	霧
○	霾
○	煙
○	塵
○	沙
○	雪
○	霜
○	露
○	冰
○	雹
○	雷
○	電
○	風
○	雨
○	雪
○	霰
○	冰
○	雹
○	霧
○	霾
○	煙
○	塵
○	沙
○	雪
○	霜
○	露
○	冰
○	雹
○	雷
○	電
○	風
○	雨
○	雪
○	霰
○	冰
○	雹
○	霧
○	霾
○	煙
○	塵
○	沙
○	雪
○	霜
○	露
○	冰
○	雹
○	雷
○	電
○	風
○	雨
○	雪
○	霰
○	冰
○	雹
○	霧
○	霾
○	煙
○	塵
○	沙
○	雪
○	霜
○	露
○	冰
○	雹
○	雷
○	電
○	風
○	雨
○	雪
○	霰
○	冰
○	雹
○	霧
○	霾
○	煙
○	塵
○	沙
○	雪
○	霜
○	露
○	冰
○	雹
○	雷
○	電
○	風
○	雨
○	雪
○	霰
○	冰
○	雹
○	霧
○	霾
○	煙
○	塵
○	沙
○	雪
○	霜
○	露
○	冰
○	雹
○	雷
○	電
○	風
○	雨
○	雪
○	霰
○	冰
○	雹
○	霧
○	霾
○	煙
○	塵
○	沙
○	雪
○	霜
○	露
○	冰
○	雹
○	雷
○	電
○	風
○	雨
○	雪
○	霰
○	冰
○	雹
○	霧
○	霾
○	煙
○	塵
○	沙
○	雪
○	霜
○	露
○	

民國二十八年四月昆明天氣概況：

一 概

本月天氣，特別嚴寒！氣溫總極最低達 -2.9°C ，打破昆明自往三十二年以來，四月之最低溫度紀錄！按飛機測得四月份昆明地面最高氣溫，在高度500m.以上，以每100m.減 0.9°C ，則太華山氣比昆明市內，同時氣溫相差 3.2°C ，均比前年，市內氣溫，顯較低，末下 7°C ，及見本年最寒，非山高之故。

本月氣溫中， 12.7°C ，比歷年同月平均 18.1°C ，高度氣溫氣溫較 -2.2°C ，最高平均，比去年 -5.2°C ，比前年 -9.5°C ，最低平均，比去年 -2.2°C ，比前年 -2.6°C ，日差最高，比去年 -4.2°C ，比前年 -2.9°C ，經本低降者，自由風行，北方寒流南下，雲霧狂瀾，散佈亂氣，試問前一日，太華山錫球氣溫如冬季，且，觀風一報，有日得涼感者！石屏岩處，有干菜鴨，冷死生凍上之說也。

本月降水量，總計 12.5m. ，不及五分，比歷年同月平均之標準雨量達 25.5m. ，去年同期之雨量 29.5m. ，俱不及二分之一，強比去年同月少些，則又少矣。

上半月雲霧障蔽，因而風放，連不來雨，月內烈風三次，大風十六次，其烈大風向類風，WSEW八次，SEW七次，W及SEW各一次，而NE僅有一次，是本月昆明天氣，仍依然給氣壓所控制矣。

本月晴天，比往年特少，陰霧日多，有微霧日亦多，是氣溫平低降之一原因；而日射於歷年平最數，雷雨日數，比前年亦少一日，因春日數則皆寒，但雨量不絕。

月初二三日，氣壓漸升，天寒極大；四日，風轉NE，氣溫驟降，五時至十分雷電，八時降霧，午前後水達 5m. ，五日，濕霧瀰漫，九時降霧，十九日雷雨最盛，至二十一時，積水 1.1Qm. ，同日，雲霧向西南南各地，亦有雷雨，其北南多寒者。

六日，連續，氣溫極低達 -2.9°C ，打破紀錄！承向結冰厚 1.2Qm. ，十時，氣壓漸高 579.36m. （末測高度計正）是處兩日多次；昆明市內，降 4.1m. ，無雪時；七八兩日，復降細雨，保得量 1.2m. 。

八日，雨後，氣壓低而風暴，九時霧散，天陰轉寒，多雲晦冥，能見度佳，可見20公里以外，風向SW，十四時後，風力漸強，雷機2.5架，雷聲昆明市郊晉安村和甸益，死供殺人。

十九日，天陰；十一日，陰雨；十四時W風大作，十七時有新風愈為甚！十二日風漸弱，午經雨；十三日，天陰，午前霧低，午後風大，能見度甚清晰，十六時，原機19架，兩批炸彈自晉安村，炸無人道！

十四十五日，陰；十六日，陰；十七日，日陰；十八日十四時，SW風烈，每秒 24.7m. ，十六時，氣壓將趨最低 569.33m. ，將江上游發生極惡劣天色；十九至二十一日，陰差無定；經二十二日，二十三日，天晴；二十二日，氣溫最高 26°C ，二十四至三十日，連日天陰，二十六日，氣感又寒，氣溫亦低，風轉NE，北本年最高氣溫暴寒中，但短期影響尚小，不過二十七日天陰而已。

中華民國二十八年四月氣象摘要 Monthly Summary for April, 1939.

	氣 壓	<i>Air Pressure</i>	
極端最高	<i>Extreme maximum</i>	579.35m.m.	在 6日 19時 on 6th. 19h.
極端最低	<i>Extreme minimum</i>	568.33m.m.	在 18日 15時 on 18th. 15h.
平 均	<i>Mean</i>	572.92m.m.	
	氣 溫	<i>Air Temperature</i>	
極端最高	<i>Extreme maximum</i>	26.0°C.	在 22日 on 22th.
極端最低	<i>Extreme minimum</i>	-2.9°C.	在 6日 on 6th.
最高平均	<i>Mean maximum</i>	18.0°C.	
最低平均	<i>Mean minimum</i>	8.1°C.	
平 均	<i>Mean</i>	12.7°C.	
	風	<i>Wind</i>	
最大風速	<i>Maximum velocity</i>	24.3m/s	在 18日 14時 on 18th. 14h.
合成風向	<i>Resultant direction</i>	S 38° 11' 30" W.	
	降 水 量	<i>Precipitation</i>	
雨 量	<i>Rainfall.</i>	12.5m.m.	
一日最多	<i>Greatest in 24 hours</i>	6.0m.m.	在 4日 on 4th.
一時最多	<i>Greatest in 1 hour</i>	3.1m.m.	在 4日 5-6時 on 4th. 5-6h.
	雜 項	<i>Miscellaneous Informations</i>	
晴天日數	<i>Clear days</i>		2
晴天日數	<i>Partly cloudy days</i>		16
陰天日數	<i>Cloudy days</i>		6
雨天日數	<i>Rainy days</i>		6
有積雪日數	<i>Days with snow on ground</i>		1
有吹雪日數	<i>Days with drifting snow</i>		1
有霰日數	<i>Days with sleet</i>		1
有雷雨季數	<i>Days with thunderstorm</i>		2
有濕霧日數	<i>Days with wet fog</i>		5
有霧日數	<i>Days with fog</i>		1
有霧日數	<i>Days with mist</i>		12
有低霧日數	<i>Days with ground fog</i>		13
有露日數	<i>Days with dew</i>		21
有大風日數	<i>Days with gale</i>		18
有閃電日數	<i>Days with lightning</i>		23
有日暈日數	<i>Days with solar halo</i>		2
有虹日數	<i>Days with rainbow</i>		1
有總溫實光日數	<i>Days with broken spectra</i>		1

中華民國二十八年

Barometric pressure at every hour of

日期 D.	Barometric pressure at every hour of											中 午 Noon
	1	2	3	4	5	6	7	8	9	10	11	
1	71.61	71.46	70.91	70.86	71.02	71.27	71.40	71.67	72.38	72.06	71.81	71.28
2	70.74	70.60	70.58	70.66	71.04	71.22	71.84	72.57	72.71	72.08	72.56	72.00
3	72.46	72.43	72.41	72.38	72.66	73.13	73.41	73.59	73.08	73.43	72.61	72.09
4	74.26	74.12	73.94	73.85	74.66	74.82	74.62	75.37	75.41	75.60	75.48	74.76
5	74.63	74.54	74.49	74.45	74.86	75.46	75.91	76.22	76.49	76.79	76.94	77.06
6	77.03	77.26	77.38	77.51	77.63	77.96	77.99	78.59	79.16	79.36	78.74	78.21
7	77.00	76.62	76.19	76.00	76.02	76.08	76.51	76.90	77.00	77.06	76.70	73.66
8	74.00	73.90	73.00	73.00	73.00	73.10	73.41	73.69	73.97	74.02	73.50	73.42
9	73.18	73.13	73.03	73.08	73.18	73.79	74.33	74.60	75.27	75.13	75.06	74.54
10	74.34	74.34	74.19	74.14	74.19	74.34	74.73	75.18	75.42	75.28	74.66	74.33
11	74.12	74.01	73.80	73.64	73.53	73.57	73.98	74.05	74.71	74.55	74.30	73.69
12	74.55	74.49	74.49	74.41	74.48	74.62	74.74	75.13	75.35	75.33	75.03	74.43
13	71.79	71.50	71.11	70.97	70.93	70.89	71.36	71.55	71.60	71.65	71.51	71.29
14	70.99	70.73	70.62	70.56	70.56	70.95	71.65	72.21	72.60	72.63	72.57	72.32
15	72.82	72.50	72.39	72.33	72.36	72.85	73.21	73.45	73.50	73.57	73.07	72.41
16	71.52	71.39	70.86	70.84	70.81	70.84	71.52	71.61	71.05	71.29	71.01	70.66
17	70.89	70.60	70.77	70.79	70.85	71.27	71.41	71.73	71.93	72.00	71.61	71.36
18	70.96	70.71	70.41	70.41	70.01	70.41	70.61	70.74	70.97	70.72	70.71	70.16
19	70.33	70.33	70.13	70.03	70.13	70.51	70.77	71.14	71.13	70.63	70.79	70.53
20	71.00	71.00	70.70	70.80	71.10	71.50	71.87	72.14	72.68	72.72	72.66	72.10
21	72.81	72.83	72.85	72.90	73.04	73.69	73.89	74.51	74.88	74.82	74.48	73.69
22	73.62	73.80	73.77	73.65	74.07	74.40	74.53	74.96	75.19	75.06	74.84	74.45
23	73.67	73.77	73.73	73.69	73.74	74.10	74.58	74.88	74.93	74.68	74.43	74.38
24	73.61	73.55	73.50	73.45	73.54	73.99	74.26	74.43	74.61	74.44	74.98	74.67
25	73.13	73.10	73.07	73.04	73.07	73.59	73.87	74.18	74.50	74.57	74.39	74.03
26	75.58	75.52	75.67	75.71	76.16	76.38	76.93	77.57	77.97	77.93	76.01	77.44
27	76.49	76.37	76.06	75.94	75.83	75.61	75.89	76.09	76.26	75.94	77.58	74.76
28	73.03	72.99	72.78	72.70	72.63	72.60	72.70	72.98	72.96	72.61	72.91	71.68
29	71.32	71.25	71.13	71.09	71.14	71.81	72.39	72.67	72.71	72.69	71.96	71.83
30	72.15	72.02	71.79	71.76	71.78	71.90	72.48	72.72	72.69	72.61	71.86	71.82
平均 Mean	73.16	73.05	72.86	72.83	72.93	73.22	73.56	73.93	74.11	74.08	73.77	73.35

四月逐日各時氣壓 (507m.m.+))

Day, in the Month of April, 1932. (507m.m.+))												
13	14	15	16	17	18	19	20	21	22	23	子夜 Midn.	平均 Mean
70.74	70.50	69.86	69.98	69.90	70.00	70.52	70.74	70.99	70.97	70.95	70.93	70.99
71.36	71.00	70.14	70.56	70.56	70.98	71.54	71.95	72.36	72.11	72.31	72.19	71.58
71.31	71.18	70.73	70.50	70.80	71.40	72.12	72.74	73.36	73.57	73.83	74.10	72.51
74.26	73.70	72.14	72.37	72.03	72.28	72.56	73.35	74.16	74.31	74.57	74.62	74.09
76.31	76.60	72.66	75.29	75.31	75.32	75.97	75.87	76.93	77.40	77.48	77.85	76.01
77.58	77.17	76.63	76.13	76.04	76.11	76.63	77.07	77.17	77.24	77.21	77.08	77.49
78.78	78.13	74.73	74.22	74.11	74.10	74.10	74.30	74.69	74.70	74.60	74.35	75.54
78.79	78.63	71.87	71.56	71.41	71.54	72.14	72.56	72.78	73.36	73.18	73.18	72.92
74.12	73.74	73.34	72.90	72.98	73.07	73.20	73.62	74.34	74.44	74.44	74.44	73.88
73.97	73.35	72.18	72.66	72.66	72.66	73.08	73.61	74.05	74.24	74.23	74.23	71.03
73.47	73.16	72.66	72.41	72.41	72.69	73.22	73.74	74.17	74.46	74.56	74.55	73.73
73.66	72.94	72.31	71.96	71.55	71.74	71.74	71.84	72.04	72.15	72.07	71.93	71.46
70.86	70.31	70.21	69.78	69.68	69.97	70.37	70.69	71.11	71.41	71.35	71.29	70.97
71.98	71.18	71.02	70.50	70.90	71.23	71.58	72.64	73.17	73.35	73.34	73.08	71.76
71.86	71.44	70.65	70.62	70.42	70.86	71.12	71.16	71.62	71.64	71.67	71.64	72.04
70.42	69.89	69.58	70.15	70.10	69.14	69.52	69.81	70.22	70.63	70.65	70.72	70.51
70.00	70.43	69.91	69.81	69.72	69.95	70.10	70.25	70.41	70.61	70.71	71.01	70.80
69.00	68.77	68.54	68.33	68.32	68.83	69.13	69.54	69.93	70.13	70.33	70.33	69.91
70.20	69.85	69.33	69.30	69.51	69.63	69.66	70.21	70.44	70.70	71.00	71.00	70.31
71.63	71.05	70.94	70.84	70.74	70.87	71.23	71.66	71.92	72.52	72.75	72.71	71.63
73.19	72.70	72.95	72.02	71.82	72.95	72.51	72.85	73.27	73.49	73.87	73.84	73.25
74.94	73.43	72.98	72.65	72.33	72.35	72.71	72.95	73.49	73.54	73.99	73.96	73.80
73.73	75.16	72.63	72.29	72.10	72.42	72.49	72.94	73.47	73.51	73.51	73.61	73.61
73.23	72.60	72.15	72.94	71.83	71.81	72.22	72.68	72.83	73.01	73.13	73.15	73.24
73.78	73.23	72.91	72.87	72.76	73.08	73.41	73.96	74.39	75.15	75.69	75.64	73.89
76.87	76.21	75.56	75.44	75.13	75.23	75.47	75.99	76.20	75.44	75.42	76.56	76.35
74.97	73.11	72.54	72.17	71.96	71.99	72.00	72.32	72.73	73.06	73.08	73.96	74.30
70.94	70.69	70.25	69.93	69.81	69.79	70.04	70.57	70.90	71.25	71.46	71.41	71.60
71.70	71.14	70.79	70.77	70.74	70.95	71.20	71.85	72.27	72.34	72.31	72.28	71.68
71.17	70.81	70.49	70.26	70.24	70.55	71.18	71.73	72.06	72.18	72.21	72.18	71.69
72.34	72.32	71.80	71.64	71.57	71.76	72.08	72.54	72.91	73.14	73.24	73.24	72.92

中華民國二十八年

Air Temperature of every Hour of

時日 H. D.	1	2	3	4	5	6	7	8	9	10	11	中午 Noon
1	13.8	13.5	13.3	12.0	11.7	11.4	11.7	13.3	15.2	17.0	18.6	17.4
2	13.7	13.2	12.7	12.0	12.0	12.0	11.6	13.2	15.4	16.8	19.1	19.8
3	10.7	9.9	8.8	8.6	11.6	11.1	11.1	13.1	14.3	16.8	18.6	20.0
4	7.9	6.4	4.9	4.0	2.7	2.2	1.0	1.0	0.7	0.5	0.6	1.6
5	1.5	4.4	1.1	4.0	3.9	3.8	3.4	2.9	2.4	2.6	2.0	1.4
6	-2.2	-2.2	-2.4	-2.4	-2.5	-2.6	-2.4	-2.3	-2.0	-1.7	-1.8	-3.7
7	-0.9	-1.0	-1.1	-1.2	-1.1	-1.0	-0.8	-0.4	0.0	1.2	1.7	2.2
8	5.0	4.8	5.0	5.1	5.1	5.9	5.2	5.8	6.3	6.2	10.4	11.5
9	7.4	7.4	7.1	6.9	7.0	7.0	7.2	8.0	10.8	12.0	12.9	13.4
10	8.1	7.8	7.6	7.5	7.4	7.4	7.6	9.2	11.3	12.4	14.5	14.6
11	9.9	9.8	9.1	9.4	9.1	9.6	9.6	11.3	12.8	15.1	15.7	8.3
12	9.2	7.2	6.4	6.3	6.0	5.7	5.6	5.4	6.0	5.7	6.4	7.8
13	9.9	10.4	9.8	10.0	9.2	10.9	11.6	12.5	15.0	15.7	15.2	15.0
14	13.1	12.0	10.7	9.4	9.2	10.1	11.2	11.8	14.6	15.8	16.0	16.6
15	10.6	19.1	9.5	9.4	9.5	9.4	10.2	11.5	13.4	14.6	16.9	15.7
16	10.7	19.4	10.1	9.9	9.7	9.5	9.5	10.9	12.2	14.3	15.2	16.2
17	9.1	8.6	9.1	8.8	8.9	8.6	9.8	11.2	13.7	14.9	15.9	17.6
18	10.7	10.6	10.1	10.6	10.3	10.5	10.8	12.2	15.4	14.3	14.1	14.4
19	13.2	12.7	12.7	12.1	11.7	12.2	12.9	14.4	16.8	18.2	18.9	19.1
20	14.9	14.3	13.9	13.4	13.4	13.2	13.4	14.4	15.8	17.4	19.2	20.4
21	14.9	14.6	14.4	13.6	11.8	11.0	12.2	14.5	15.6	18.2	20.8	20.6
22	12.8	12.4	11.7	11.7	11.6	11.8	12.7	15.0	16.7	19.3	19.8	22.1
23	13.3	12.8	13.3	13.6	13.4	13.0	14.2	16.2	17.6	19.2	21.1	22.2
24	15.1	14.2	13.8	13.1	12.1	12.5	13.9	15.4	17.8	19.6	20.4	20.6
25	15.2	14.2	13.7	13.8	13.6	13.0	13.7	15.2	17.6	18.8	21.4	21.4
26	9.8	9.6	9.6	9.6	9.4	9.0	8.8	9.0	9.6	10.7	12.2	14.6
27	10.6	10.2	9.8	10.2	10.1	10.2	10.3	10.6	12.2	13.8	15.3	16.7
28	13.0	12.4	11.8	11.4	11.1	10.9	10.9	12.0	14.1	17.3	18.2	19.4
29	14.1	14.0	13.6	13.6	13.8	13.9	14.4	15.8	17.2	17.7	19.1	20.6
30	14.1	14.1	13.3	13.6	13.1	12.6	13.9	15.6	17.3	19.5	20.2	20.8
平均 Mean	10.4	10.0	9.5	9.3	9.2	9.1	9.5	10.6	12.2	13.6	14.7	15.0

四月逐日各時氣溫 (°C)

Day, in the Month of April, 1939. (°C)												
13	14	15	16	17	18	19	20	21	22	23	子夜 Midn.	平均 Mean
18.7	19.0	18.0	17.8	18.0	17.3	16.3	15.6	15.2	15.1	14.5	14.1	15.4
21.1	21.9	20.3	21.0	19.2	18.7	17.8	16.6	16.9	16.3	14.6	11.9	16.2
20.6	20.2	21.3	21.0	19.5	18.4	17.3	16.2	15.9	15.7	13.6	9.5	15.2
2.6	3.9	6.0	9.2	9.6	9.4	7.9	7.8	7.0	5.5	6.9	4.9	4.8
0.9	0.5	0.2	-0.3	-0.3	-0.3	-0.6	1.0	-1.3	-1.5	-1.7	-1.9	1.3
-0.8	-3.4	0.1	0.1	-0.1	-0.3	-2.4	-2.5	-2.5	-0.5	-0.6	-0.7	-1.2
2.8	3.2	3.5	3.6	3.8	4.3	4.3	4.5	4.7	4.8	4.8	4.9	2.0
12.0	13.5	12.6	13.3	12.8	12.2	10.6	9.8	8.8	8.3	8.1	7.7	8.7
12.4	12.2	11.4	12.9	12.0	12.6	10.3	9.9	9.4	8.1	8.1	7.8	9.8
14.8	16.6	17.0	16.0	14.8	14.2	12.6	11.9	11.9	11.1	10.8	10.1	11.6
14.6	13.8	11.4	8.8	10.7	11.5	11.6	11.5	11.6	11.6	11.7	11.5	11.3
9.0	8.9	9.0	8.8	8.9	8.8	10.6	10.5	10.1	9.8	9.9	10.1	8.0
16.2	15.6	17.6	17.0	17.6	16.3	15.0	14.2	14.2	14.1	13.4	13.2	13.8
16.0	18.6	18.9	18.6	16.7	15.7	14.0	12.7	12.8	12.4	11.5	10.9	13.7
16.2	15.9	17.4	18.2	17.9	15.8	14.4	13.3	12.6	12.2	11.6	11.5	13.3
15.0	15.8	16.5	16.0	15.4	13.4	12.2	11.2	11.0	10.2	10.2	9.9	12.4
18.9	17.3	17.3	17.3	15.6	15.0	13.8	13.0	12.2	11.6	11.3	11.3	13.0
16.6	17.1	16.8	15.6	16.4	15.2	16.4	16.4	15.4	14.8	14.1	13.6	13.9
19.4	21.2	20.2	20.5	19.8	19.2	18.2	17.6	17.1	16.4	15.7	15.5	16.5
20.6	21.6	20.4	20.5	20.6	18.6	17.8	17.0	16.5	16.1	16.0	15.3	16.9
22.0	22.8	23.0	22.5	21.3	20.4	19.6	18.8	18.5	18.0	17.3	15.2	17.6
24.0	24.4	25.4	24.6	23.2	21.4	19.7	19.2	18.4	18.1	17.3	14.5	17.8
24.6	24.2	24.0	24.1	22.7	20.9	19.2	18.6	17.9	17.3	16.9	16.3	16.0
23.5	23.0	24.1	21.6	22.0	20.4	18.6	17.7	17.4	17.0	16.9	15.8	16.1
20.4	21.4	21.2	21.4	21.4	20.4	19.0	17.1	16.2	15.5	11.7	10.5	16.8
15.0	11.9	14.8	14.2	13.9	13.1	12.6	12.6	12.4	11.7	11.3	11.0	11.6
18.4	18.8	20.7	19.4	19.1	17.8	16.8	16.4	15.7	15.2	14.5	14.2	14.4
21.9	21.3	20.9	19.9	21.0	19.4	17.8	16.8	16.3	15.7	15.4	14.6	15.9
19.8	22.8	21.6	21.7	20.1	19.0	18.2	17.2	15.7	15.5	15.0	15.0	17.1
22.7	23.8	22.9	22.8	21.9	20.4	18.8	17.9	17.4	16.6	16.6	15.6	17.7
15.9	16.5	16.5	16.3	15.9	15.0	14.0	13.3	12.9	12.3	12.0	11.1	12.7

中華民國二十八年

Earth Temperature on the Surface of

日 D.	時 H.	6	7	8	9	10	11	12	13
1		10.8	12.4	14.9	17.1	20.0	21.8	18.4	21.8
2		10.6	12.4	15.0	17.2	19.4	22.7	25.2	25.4
3		10.5	11.9	15.4	18.4	20.3	21.4	23.0	24.0
4		4.4	1.4	1.1	1.2	0.3	1.2	2.1	3.6
5		3.8	3.4	3.1	2.8	3.0	2.2	1.3	1.1
6		-2.6	-2.5	-2.6	-2.0	-1.8	-0.7	-0.3	-0.6
7		-0.6	-0.6	0.0	1.0	2.0	3.2	3.8	3.7
8		4.8	5.2	6.2	7.2	9.0	11.8	12.8	12.4
9		6.7	7.6	11.0	13.8	14.4	13.6	14.2	12.6
10		7.0	9.8	10.4	14.6	14.6	16.4	16.3	15.6
11		9.2	9.4	13.6	15.8	17.1	18.2	8.5	16.8
12		5.5	5.8	5.6	7.2	6.6	7.8	10.0	11.6
13		10.6	11.6	13.4	17.6	17.0	15.4	15.1	17.0
14		9.6	12.9	14.0	18.0	18.1	17.2	18.4	16.7
15		8.9	10.6	14.0	16.0	19.8	20.4	17.3	18.2
16		9.1	9.5	11.4	13.0	16.7	20.6	18.8	16.6
17		6.8	14.6	18.4	18.4	20.5	20.6	22.6	26.0
18		10.9	11.0	14.0	18.2	15.1	15.2	14.9	18.8
19		11.5	14.4	17.1	18.8	21.0	21.0	20.6	21.4
20		12.6	13.6	15.9	17.6	19.0	21.8	23.0	23.2
21		10.1	13.8	17.6	19.6	26.0	26.6	22.6	26.2
22		10.2	15.0	19.9	22.9	25.3	24.9	26.8	28.7
23		12.6	15.5	19.0	22.4	21.7	24.4	27.5	29.6
24		12.3	15.2	17.8	21.1	22.3	23.5	23.4	25.7
25		12.8	15.2	17.0	20.0	22.1	25.5	27.1	22.5
26		9.2	9.0	9.4	10.4	12.2	14.9	19.2	19.2
27		10.5	10.6	11.6	14.9	18.0	17.5	20.7	20.4
28		10.6	11.7	14.0	17.2	19.8	21.4	22.3	23.5
29		13.5	15.3	17.8	18.4	18.9	21.0	24.0	21.1
30		12.3	14.8	18.0	19.2	22.1	23.0	24.2	26.5
平均 Mean		9.7	10.4	12.5	14.6	16.0	17.2	17.5	18.3

四月逐日地面溫度(°C)

every Day, in the Month of April, 1939. (°C)

14	15	16	17	18	19	20	21	平均 Mean
20.8	18.6	18.0	18.6	17.0	15.6	15.0	14.5	17.2
23.3	21.5	22.2	19.0	18.3	17.4	15.7	16.3	19.0
21.8	23.4	22.3	19.6	18.0	16.6	15.5	15.2	19.6
5.2	7.0	11.9	10.2	8.7	7.3	7.1	5.6	4.8
0.3	0.4	0.0	0.0	-9.4	-1.0	-1.0	-1.4	1.1
0.0	1.0	0.5	0.4	-0.2	-0.4	-0.8	-0.4	-0.8
3.8	4.8	4.4	4.2	4.2	4.2	4.4	4.6	2.9
14.2	12.4	13.2	12.4	11.4	9.8	9.0	8.3	10.0
12.2	11.2	13.2	12.6	11.6	9.6	9.5	8.6	11.4
18.0	18.4	17.6	14.7	13.9	12.1	11.3	11.2	13.9
14.6	12.4	8.9	9.3	11.2	11.1	10.6	11.0	12.4
8.0	10.0	9.4	9.2	8.8	10.4	10.2	10.8	8.6
18.0	18.6	17.1	17.4	15.1	14.2	13.4	13.6	15.4
20.8	20.0	20.2	16.6	15.2	13.6	12.4	12.5	19.0
18.3	19.2	19.0	17.7	15.5	14.0	12.8	12.0	15.9
17.4	17.8	16.8	15.6	13.4	11.8	10.8	10.8	14.4
19.4	19.0	18.8	16.2	15.0	13.4	12.6	12.0	17.1
17.6	17.0	16.7	16.0	16.0	15.8	15.8	15.2	15.5
25.4	21.3	21.6	20.0	18.9	17.6	17.0	16.6	19.0
24.0	21.4	21.2	21.4	18.4	17.2	16.5	16.1	18.9
26.1	27.2	25.2	21.6	19.6	19.2	18.6	18.4	21.2
28.7	30.6	27.3	23.6	21.2	19.6	19.0	18.2	22.6
26.6	27.6	26.3	21.7	21.6	19.0	18.5	17.8	21.9
26.9	27.0	22.6	22.1	20.5	18.6	17.3	17.0	20.8
21.4	23.5	23.0	21.8	20.2	17.9	16.8	16.7	20.4
13.2	17.5	16.0	14.9	13.5	12.5	12.5	12.4	13.9
19.8	23.9	19.5	19.5	17.8	16.7	16.3	15.7	17.1
25.0	22.7	20.5	21.4	18.4	17.7	16.7	16.0	18.7
27.1	24.1	23.8	20.3	18.5	17.7	16.4	15.3	19.6
28.0	26.5	24.5	22.0	20.1	18.3	17.7	17.0	20.9
18.6	18.2	17.4	16.0	14.7	13.6	12.9	12.6	14.9

中華民國二十八年四月逐日地內溫度 (°C)

Earth Temperature of every Day, in the Month of April, 1939. (°C)

日期 Date	0 cm	5 cm	10 cm	20 cm	25 cm	50 cm	75 cm	100 cm
1	18.9	17.4	17.1	17.0	16.2	15.4	14.4	13.8
2	24.3	18.0	17.3	16.7	16.2	15.5	14.6	14.0
3	22.7	17.9	17.2	16.8	16.2	15.6	14.7	14.1
4	6.7	11.0	12.7	15.4	16.3	15.7	14.8	14.2
5	3.0	6.9	9.1	12.5	15.3	15.4	14.6	14.2
6	0.6	3.7	5.7	9.5	14.1	14.9	14.6	14.3
7	4.4	4.8	5.6	8.3	12.8	14.1	14.6	14.3
8	8.8	8.2	8.6	9.1	12.0	13.3	14.3	14.2
9	11.6	10.3	10.1	10.1	11.6	12.9	14.0	14.1
10	15.4	12.1	11.4	10.8	11.9	12.7	13.7	14.0
11	15.2	12.4	11.9	11.8	12.1	12.7	13.5	13.9
12	10.4	10.4	10.7	11.5	12.3	12.7	13.4	13.8
13	15.5	12.5	12.2	11.7	12.2	12.7	13.3	13.7
14	16.8	12.9	13.5	12.9	12.4	12.7	13.3	13.6
15	18.1	15.2	14.3	13.4	12.8	13.0	13.3	13.6
16	17.1	14.6	14.6	13.7	13.1	13.1	13.3	13.5
17	21.7	16.7	15.4	14.2	13.4	13.3	13.3	13.6
18	17.2	14.4	14.3	14.4	13.7	13.5	13.4	13.5
19	22.6	17.0	15.8	14.7	13.8	13.6	13.5	13.5
20	22.0	17.3	16.5	15.5	14.2	13.8	13.5	13.5
21	24.4	19.6	18.2	16.4	14.6	14.1	13.7	13.6
22	29.5	21.4	19.8	17.7	15.2	14.4	13.8	13.7
23	28.6	21.4	20.2	18.5	15.8	14.8	14.0	13.7
24	25.9	20.6	19.7	18.8	16.4	15.3	14.2	13.6
25	26.4	20.6	18.1	18.6	16.7	15.7	14.5	13.9
26	21.8	18.2	17.9	16.1	16.9	15.9	14.7	14.0
27	21.2	18.5	18.1	17.8	16.8	16.0	14.9	14.2
28	24.6	18.8	18.0	17.6	16.7	16.0	15.0	14.3
29	25.6	18.6	18.0	17.6	16.7	16.0	15.1	14.4
30	26.3	19.8	18.7	17.8	16.8	16.1	15.2	14.5
平均 Mean	18.2	15.0	14.7	14.6	14.5	14.4	14.1	13.9

中華民國二十八年四月逐日雲量(0-10)

Cloud Amount of every Day, in the Month of April, 1939. (0-10)

時日 H. D.	6	7	8	9	10	11	12	13	14	15	16	17	18	平 均 Mean
1	0.0	0.0	0.0	0.2	0.5	4.0	8.5	9.0	8.0	10.0	10.0	8.0	8.0	5.1
2	0.5	9.0	0.0	0.1	0.2	0.2	0.2	4.0	7.0	7.0	8.0	7.5	7.0	3.2
3	2.5	3.0	1.0	3.0	2.0	7.0	8.0	8.0	9.0	9.0	8.5	9.0	8.0	6.0
4	10.0	1.0	10.0	10.0	10.0	10.0	10.0	10.0	10.0	8.5	4.6	2.5	2.0	8.2
5	10.0	10.0	10.0	10.0	10.0	10.0	10.0	10.0	10.0	10.0	10.0	10.0	10.0	10.0
6	10.0	10.0	10.0	10.0	10.0	10.0	10.0	10.0	10.0	10.0	10.0	10.0	10.0	10.0
7	10.0	10.0	10.0	10.0	10.0	10.0	10.0	10.0	10.0	10.0	10.0	10.0	10.0	10.0
8	10.0	10.0	10.0	10.0	10.0	9.5	8.5	8.0	7.5	8.5	7.0	6.5	3.0	8.3
9	8.0	9.0	3.0	2.5	9.0	9.5	9.5	10.0	10.0	10.0	8.5	7.5	3.5	7.7
10	4.0	9.5	9.0	7.5	9.5	9.0	9.0	8.5	8.0	7.5	7.0	7.0	4.0	7.7
11	9.8	2.7	8.0	7.0	9.0	9.5	10.0	9.5	10.0	10.0	9.5	7.5	10.0	9.2
12	10.0	10.0	10.0	10.0	10.0	10.0	10.0	10.0	10.0	10.0	9.5	7.0	9.0	9.7
13	3.5	8.0	7.5	8.5	9.5	10.0	10.0	8.0	9.0	8.5	9.5	8.5	8.5	8.4
14	9.5	8.5	6.0	4.0	8.5	9.0	9.0	9.0	8.0	8.5	6.0	8.0	9.0	7.9
15	9.0	3.5	3.5	5.5	5.0	7.0	8.5	9.0	8.0	7.0	8.0	6.0	6.0	6.6
16	6.5	9.0	8.5	9.0	3.5	3.5	8.0	9.5	9.5	9.5	8.0	10.0	9.8	8.0
17	0.0	0.0	0.5	0.4	7.0	2.8	9.8	10.0	10.0	10.0	10.0	10.0	10.0	6.7
18	10.0	9.5	5.5	9.0	10.0	10.0	9.8	4.0	8.5	7.0	8.0	10.0	9.5	8.5
19	0.5	0.3	0.5	1.5	2.5	3.5	9.0	6.0	4.0	9.0	7.0	7.0	7.0	4.4
20	8.0	8.5	8.5	9.3	9.5	9.5	9.5	10.0	10.0	10.0	10.0	8.5	10.0	9.3
21	6.0	5.0	3.5	2.5	2.0	4.5	8.0	9.0	8.0	6.5	7.5	8.0	8.5	6.1
22	2.3	1.9	1.5	0.5	0.5	0.0	0.0	0.0	0.2	0.1	0.1	0.5	0.2	0.5
23	0.5	0.3	0.2	0.3	0.1	0.2	0.2	0.4	1.0	2.0	6.0	1.5	1.0	1.1
24	8.0	7.0	3.5	1.5	3.5	4.0	6.5	6.5	6.0	6.0	6.5	3.0	0.5	4.8
25	0.2	0.2	0.0	0.2	2.0	3.0	3.5	7.0	8.5	8.0	7.0	1.0	0.3	3.1
26	10.0	10.0	10.0	10.0	9.0	7.0	4.0	6.0	6.5	2.0	7.0	7.5	4.0	7.2
27	10.0	10.0	10.0	10.0	9.0	8.5	8.5	9.0	9.0	8.5	9.0	3.5	2.0	8.2
28	2.0	1.0	1.0	7.0	7.5	7.0	4.0	4.0	5.5	9.0	9.0	6.5	1.5	5.0
29	9.0	10.0	7.5	5.0	9.0	7.0	5.0	9.0	1.5	7.5	8.0	4.5	3.5	6.9
30	10.0	6.5	1.5	7.0	1.0	0.5	5.0	6.0	3.0	4.5	3.0	2.0	2.0	4.2
平均 Mean	6.3	6.3	5.9	5.7	6.3	6.8	7.1	7.6	7.6	7.8	7.7	6.6	5.9	6.7

中華民國二十八年

Absolute Humidity at each Hour of

日 D.	1	2	3	4	5	6	7	8	9	10	11	中午 Noon
1	6.31	6.32	6.30	6.42	6.36	6.31	6.27	6.39	6.63	6.62	6.83	6.28
2	6.09	5.43	5.43	5.34	5.34	5.43	5.32	5.76	5.91	5.92	6.01	5.75
3	6.38	6.41	6.30	6.37	6.03	6.22	6.14	5.80	6.66	6.59	5.22	5.01
4	6.03	6.00	5.67	5.70	5.41	5.37	4.82	4.92	4.42	4.75	4.78	5.14
5	6.32	6.27	6.14	6.10	6.06	6.01	5.85	5.64	5.46	5.52	5.29	5.07
6	3.89	3.69	3.84	3.64	3.81	3.75	3.84	3.67	3.95	3.72	4.01	3.71
7	4.13	4.19	4.22	4.19	4.22	4.25	4.32	4.45	4.58	4.99	5.01	5.37
8	6.37	6.45	6.40	6.34	6.42	6.54	6.63	6.92	7.31	7.51	7.31	7.27
9	6.92	6.83	6.77	6.76	6.55	6.46	7.43	7.60	7.82	7.62	7.11	7.31
10	7.18	7.38	7.37	7.32	7.56	7.36	7.75	8.35	8.32	7.69	7.48	6.95
11	7.13	7.37	7.27	7.24	7.54	7.62	7.62	7.95	7.98	7.47	7.19	7.75
12	7.40	7.17	7.03	6.90	6.64	6.87	6.82	6.73	7.01	6.78	6.95	7.03
13	7.69	7.69	7.15	7.39	7.31	6.94	6.67	6.69	7.27	7.12	7.00	6.99
14	7.09	7.06	7.20	7.15	7.14	7.19	7.31	7.35	7.65	7.39	6.81	6.63
15	6.68	6.78	6.83	6.87	6.83	6.96	7.01	7.50	7.51	7.25	6.86	6.86
16	6.02	6.13	6.16	6.14	6.13	5.92	5.99	6.49	6.53	6.12	6.25	6.45
17	6.36	6.37	6.19	6.39	6.44	6.65	7.36	6.34	7.49	7.03	6.83	6.90
18	6.93	6.87	7.06	6.97	7.17	7.28	7.56	7.68	8.18	8.18	8.26	8.34
19	6.91	7.02	7.10	7.24	7.29	7.58	7.50	7.92	8.04	7.72	7.87	7.80
20	7.42	7.17	7.23	7.32	7.44	7.50	7.52	7.92	8.21	7.24	8.63	8.73
21	8.53	8.46	8.33	8.37	8.41	8.43	9.39	9.83	10.01	8.79	8.67	8.30
22	8.24	8.25	8.27	8.27	8.29	8.23	9.09	10.25	9.36	7.70	7.19	6.93
23	7.94	8.03	7.61	7.33	7.31	8.36	8.82	8.48	9.02	7.32	7.10	6.29
24	9.11	9.14	9.40	9.13	9.11	8.75	8.52	9.06	7.65	7.60	7.28	7.36
25	6.92	7.17	7.20	6.97	6.84	6.89	6.90	7.41	7.63	6.22	5.23	6.26
26	6.97	7.24	7.43	7.65	7.51	8.04	7.55	7.51	7.62	7.57	7.37	8.04
27	7.99	8.04	8.11	8.14	8.18	8.24	8.40	8.24	8.07	9.16	9.26	9.48
28	7.86	8.09	8.13	8.18	8.19	8.19	9.17	9.15	9.50	7.95	7.03	7.14
29	5.91	5.94	6.01	6.01	6.12	6.01	6.16	6.59	6.45	6.36	6.83	6.89
30	3.44	3.59	5.08	5.54	5.82	5.83	6.45	6.59	6.51	6.27	6.10	5.18
平均 Mean	6.79	6.82	6.78	6.78	6.78	6.84	7.01	7.21	7.31	6.95	6.80	6.77

四月逐日各時絕對溫度 (m.m.)

Day. in the Month of April, 1939. (m.m.)

13	14	15	16	17	18	19	20	21	22	23	午夜 Midn.	平均 Mean
6.89	5.86	6.05	5.83	6.15	5.82	5.92	6.00	5.96	6.00	5.76	5.91	6.22
5.78	5.78	5.57	6.01	5.78	5.79	5.74	5.90	6.07	6.31	6.19	6.56	5.69
5.38	5.32	5.55	6.54	5.48	5.79	5.92	5.95	5.86	5.86	6.28	6.20	5.97
6.52	6.06	6.84	7.05	7.62	7.66	7.17	7.13	8.98	6.77	7.20	6.50	5.11
4.89	4.75	4.65	4.48	4.48	4.48	4.48	4.26	4.17	4.11	4.05	3.98	5.10
3.60	3.66	4.37	3.79	3.73	3.83	3.88	4.01	4.01	3.83	3.98	4.03	3.87
5.69	5.76	5.89	6.02	6.02	6.14	6.23	6.32	6.41	6.36	6.45	6.40	5.31
6.60	6.41	6.29	6.40	6.40	6.25	6.51	6.48	7.19	7.11	7.10	3.98	6.75
7.40	7.28	7.79	7.41	7.01	7.42	6.98	6.93	6.96	7.37	7.10	7.21	7.18
6.96	7.19	7.24	7.10	7.27	7.15	7.33	7.21	6.92	7.01	6.78	6.35	7.32
7.76	8.15	6.93	8.03	7.49	7.85	7.62	7.27	7.14	7.14	7.09	7.02	7.49
7.63	7.86	8.24	8.02	8.03	4.22	8.38	8.58	8.48	8.40	8.12	5.99	7.56
7.04	7.09	7.32	7.39	6.55	7.01	6.71	6.62	6.62	6.28	6.53	6.31	7.09
6.91	6.73	6.55	6.52	6.46	6.33	5.94	6.53	6.58	6.42	6.52	6.57	6.95
6.33	6.46	6.29	6.22	5.99	5.62	5.71	5.83	5.73	5.85	6.03	5.79	6.45
6.52	6.60	6.44	5.93	6.07	5.98	6.26	6.47	6.53	6.47	6.47	6.45	6.21
6.71	6.22	6.23	7.23	7.17	7.29	6.97	6.83	6.63	6.68	6.62	6.59	5.89
8.24	7.72	7.66	7.71	7.99	8.00	7.69	7.58	7.55	7.22	6.85	6.55	7.57
8.11	8.31	7.92	7.91	7.75	7.53	7.97	7.85	8.05	7.78	7.74	7.71	7.69
8.53	9.18	8.74	8.58	8.54	8.21	8.18	7.97	8.12	8.09	8.13	8.40	8.04
8.44	8.14	8.05	7.99	7.71	7.29	7.27	7.27	7.39	7.46	7.73	7.44	6.74
7.10	7.18	7.15	7.23	7.99	7.78	7.78	7.54	7.20	7.22	7.22	8.29	7.90
7.39	7.15	7.22	7.87	7.84	7.53	7.64	7.77	8.28	8.31	8.55	8.67	7.62
7.91	7.17	8.33	7.69	7.55	7.54	7.04	6.96	6.37	6.52	6.36	6.85	7.88
6.22	6.46	6.12	6.07	5.67	5.61	5.45	4.93	5.27	6.87	7.00	6.92	5.41
7.87	7.89	7.97	7.79	7.80	8.02	8.02	7.81	8.09	7.97	7.92	7.95	7.26
7.62	7.05	7.38	7.09	7.37	7.44	7.21	6.96	7.12	7.11	7.19	7.50	7.89
7.06	7.06	7.21	6.63	6.32	6.42	6.44	6.41	6.32	6.25	6.16	5.89	7.38
6.56	5.96	5.71	5.66	5.64	5.47	5.50	5.67	4.91	5.09	5.23	5.28	5.91
5.90	5.57	5.81	6.07	6.23	6.24	6.35	6.50	6.77	6.59	6.38	6.28	6.08
6.82	6.74	6.81	6.83	6.74	6.74	6.67	6.67	6.66	6.69	6.71	6.75	6.82

中華民國二十八年

Relative Humidity at every Hour of Day.

時分 D.	1	2	3	4	5	6	7	8	9	10	11	中午 Noon
1	53.3	54.4	55.0	61.0	61.7	62.4	60.8	50.3	50.4	45.5	42.5	42.1
2	48.3	47.7	49.3	50.8	50.8	51.6	51.7	50.8	45.5	41.2	36.2	33.2
3	66.1	70.1	74.2	76.0	58.6	62.8	62.0	44.9	54.6	45.9	32.4	28.5
4	75.5	84.6	87.2	96.8	98.9	100.0	100.0	100.0	100.0	100.0	100.0	100.0
5	100.0	100.0	100.0	100.0	100.0	100.0	100.0	100.0	100.0	100.0	100.0	100.0
6	100.0	100.0	100.0	100.0	100.0	100.0	100.0	100.0	100.0	92.1	100.0	85.3
7	96.3	98.6	100.0	100.0	100.0	100.0	100.0	100.0	100.0	100.0	96.7	100.0
8	97.4	100.0	98.8	95.2	97.4	100.0	100.0	100.0	98.8	92.0	77.3	71.1
9	89.6	88.5	89.6	90.6	87.2	86.0	98.8	97.6	80.5	69.6	63.7	63.4
10	88.6	91.7	94.2	94.1	95.3	97.6	98.9	95.7	82.9	71.2	60.5	55.8
11	77.8	81.1	83.8	81.8	87.0	84.9	84.9	79.0	72.0	58.9	53.6	94.4
12	84.7	94.1	97.5	96.4	97.6	98.7	100.0	100.0	100.0	98.7	96.4	88.5
13	84.0	81.3	78.7	80.2	83.7	71.2	65.1	61.5	56.8	53.2	54.0	54.6
14	62.7	67.1	74.6	80.8	81.8	77.6	73.2	70.8	61.3	55.0	50.0	42.9
15	69.7	73.1	76.7	77.6	76.7	78.6	75.1	74.3	63.4	58.1	47.5	43.8
16	62.4	64.8	66.4	67.1	67.9	66.4	66.4	66.4	61.3	50.0	45.2	46.7
17	73.4	76.0	71.4	75.3	75.3	79.4	81.0	63.6	63.7	55.3	50.5	45.7
18	71.8	71.6	76.2	72.7	76.3	76.3	77.8	72.0	61.3	66.9	68.4	67.7
19	60.7	63.7	61.4	68.3	70.7	71.1	67.2	64.4	58.5	49.2	48.0	47.0
20	58.4	58.6	60.7	63.5	64.5	65.9	65.2	64.4	61.0	48.6	51.7	48.5
21	67.3	67.9	67.7	71.7	81.0	85.0	88.0	80.5	75.3	56.0	47.0	45.6
22	74.3	75.9	80.2	80.2	80.8	79.3	82.5	80.1	65.6	45.8	41.5	34.7
23	69.3	72.4	66.4	62.8	63.4	74.4	72.6	61.4	59.7	43.8	37.8	31.3
24	71.0	75.2	79.4	80.9	84.5	81.4	71.5	68.5	50.0	45.6	40.5	43.2
25	53.4	58.5	61.2	56.1	58.9	61.3	59.0	57.2	48.3	38.2	22.1	32.2
26	76.7	80.7	82.7	85.3	84.9	93.1	88.9	88.0	85.0	78.4	73.8	64.5
27	83.3	86.2	89.2	87.2	88.2	88.2	88.3	86.3	83.3	77.5	71.0	66.4
28	69.9	74.9	78.3	80.9	81.7	82.6	93.8	91.0	78.7	53.6	45.1	42.2
29	49.0	49.5	51.5	51.5	51.6	50.9	50.0	48.9	43.1	41.9	39.9	37.8
30	45.1	45.9	44.2	47.4	51.5	53.3	54.1	49.5	43.9	36.9	34.3	33.5
平均 Mean	72.7	75.1	76.7	77.8	78.6	79.4	79.2	73.6	70.2	62.3	57.6	56.4

四月逐日各時相對濕度 (%)

in the Month of April 1939. (%)												
13	14	15	16	17	18	19	20	21	22	23	子夜平均 Mean, Mean	
41.3	35.5	32.6	38.1	39.7	39.3	42.6	45.1	46.0	46.6	46.5	49.0	47.6
31.0	24.2	31.2	32.2	34.6	35.8	37.5	41.6	42.0	45.4	51.3	62.8	42.8
29.5	30.0	29.2	35.0	32.2	35.5	39.9	43.1	43.2	43.8	47.2	63.6	45.1
100.0	100.0	97.6	87.6	84.9	86.4	89.7	96.1	92.9	100.0	96.5	100.0	94.5
100.0	100.0	100.0	100.0	100.0	100.0	100.0	100.0	100.0	100.0	100.0	100.0	100.0
81.6	82.2	94.8	82.2	82.0	55.5	67.2	90.9	80.2	47.0	90.9	92.6	92.9
100.0	100.0	100.0	100.0	100.0	98.6	100.0	100.0	100.0	98.6	100.0	98.5	99.5
64.6	55.2	57.6	55.8	57.7	58.7	67.8	75.7	84.7	86.6	87.1	88.6	82.1
68.5	67.3	77.1	66.4	62.8	67.8	74.3	75.9	78.6	91.0	87.7	90.9	79.7
55.1	50.7	49.8	52.1	57.6	58.5	58.8	62.0	66.2	71.0	69.8	73.1	73.3
62.2	68.8	68.5	94.8	77.6	77.1	74.3	71.4	69.7	69.7	68.8	69.5	75.4
87.5	95.2	95.6	94.5	94.5	97.1	87.4	89.5	93.4	92.4	88.1	87.3	93.9
51.0	50.0	43.2	51.0	43.4	51.1	52.5	54.5	54.5	52.0	56.6	60.0	60.2
50.7	41.9	42.3	40.5	45.2	46.8	49.3	59.3	59.3	60.0	64.5	67.2	59.5
45.8	47.6	43.6	39.7	38.9	48.2	45.6	50.9	52.4	55.3	58.5	48.9	58.1
51.0	49.0	45.7	43.5	46.2	51.9	58.7	64.8	66.3	69.3	69.5	70.5	59.1
40.9	45.3	46.8	46.8	51.9	57.0	58.9	69.6	62.2	65.2	68.6	68.6	62.0
58.2	52.8	53.9	54.4	57.1	57.9	54.9	51.1	57.5	57.6	58.8	58.6	63.9
48.0	44.0	44.6	43.7	44.7	45.2	50.8	52.0	55.0	55.6	57.8	58.4	58.5
46.8	47.4	48.5	47.1	46.9	51.0	53.5	54.0	57.3	58.9	59.6	64.4	56.1
42.5	39.1	36.4	38.8	40.6	40.5	42.5	44.6	46.2	48.1	52.1	57.4	56.7
32.7	31.3	29.4	31.1	37.4	40.7	45.2	43.1	47.3	48.3	48.7	46.9	55.0
41.6	31.3	32.2	34.9	37.9	40.6	45.7	48.0	53.9	57.5	51.5	53.6	52.4
38.7	34.0	37.0	39.2	37.6	42.0	43.8	45.8	42.7	44.8	44.0	50.9	53.6
31.6	33.7	32.4	31.2	29.1	33.6	35.2	35.0	38.1	51.8	67.9	73.4	46.3
61.7	61.7	67.1	64.3	65.4	70.9	73.3	71.4	80.2	77.3	78.6	80.7	76.5
47.9	43.3	40.3	44.1	46.4	48.6	50.2	50.0	53.2	54.9	58.0	61.7	66.4
37.8	37.1	38.9	39.2	37.8	37.2	42.1	47.6	45.4	46.7	46.9	47.2	57.1
37.9	28.6	29.5	29.1	33.0	33.1	35.1	38.5	36.7	38.5	41.3	41.3	41.2
28.5	25.2	27.7	29.1	31.5	24.7	39.0	42.2	41.4	46.5	45.0	47.2	40.5
53.7	51.8	52.3	53.0	53.0	55.3	57.9	60.5	61.9	64.2	65.7	69.3	65.0

中華民國二十八年

Form and Direction of Clouds of every

時 H.	6		7		8		9		10		11	
	狀 For.	向 Dir.	狀 For.	向 Dir.	狀 For.	向 Dir.	狀 For.	向 Dir.	狀 For.	向 Dir.	狀 For.	向 Dir.
1							FK	WSW	FK		K	WSW
2	C						FK		FK		K	
3	C		C	W	C		C		C		C	W
4	N		N		N		N		N		N	
5	S		S		S		S		S		S	
6	S	NE	S	NE	S	NE	S	ENE	SK		SK	
7	S		N		N		S		S		S	
8	S		S		S		S	WSW	S	WSW	SK	WSW
9	C	W	C	W	SK	W	AK	W	SK	W	SK	W
10	C	WSW	C	WSW	SK	W	SK	W	SK	W	SK	W
11	SK	W	SK	W	SK	W	SK	W	SK	W	SK	W
12	S		S		S		S		S		S	
13	C	W	SK	WSW	SK	W	SK	W	SK	W	SK	W
14	C	W	C	W	SK	W	SK	W	SK	W	SK	WSW
15	S	W	C	W	SK	W	SK	W	SK	W	SK	W
16	C	W	C	W	SK		SK		SK	WNW	SK	WNW
17					C		C		C		C	WSW
18	SK	W	SK	W	SK		SK	W	SK	W	SK	W
19	C		C		SK		SK		SK		SK	
20	C	WNW	C		C	WNW	C	WNW	C	WNW	C	WNW
21	C		C		C		C		SK		SK	W
22	C		C		C	SSW	C		S		S	
23	C		C		C		C		C		C	
24	C	W	C	W	C		FK	W	C	W	FK	W
25	CK		CK		C		K		K	WNW	K	WNW
26	S	E	S	SW	S		S	E	S	E	SK	E
27	S		S		S		SK	SW	SK	SW	SK	SW
28	C		C		C		C		CS		CS	WSW
29	C	WSW	C	WNW	AK	WNW	C	W	AK	NW	AK	NW
30	C	W	C	W	C		C		C		C	W

中華民國二十八年

Wind Direction and Wind velocity of

時 H.	6		7		8		9		10		11		12		13	
	向 Dir.	速 Vel.	向 Dir.	速 Vel.	向 Dir.	速 Vel.	向 Dir.	速 Vel.	向 Dir.	速 Vel.	向 Dir.	速 Vel.	向 Dir.	速 Vel.	向 Dir.	速 Vel.
1	SW	15.6	SSW	15.6	SW	15.5	SSW	16.8	SSW	18.5	WSW	13.7	WSW	18.7	WSW	19.3
2	WSW	13.2	SW	12.0	SW	11.7	SW	18.8	SW	18.1	SW	11.1	SSW	12.9	SSW	12.9
3	SSW	8.7	SSW	6.6	S	7.4	SSW	8.1	SW	7.9	WSW	20.3	WSW	13.1	WSW	9.4
4	NNE	9.3	NE	18.1	E	11.6	N	11.4	NE	10.9	E	8.6	E	9.2	E	6.8
5	NE	7.7	E	9.5	E	11.3	E	13.3	NE	12.7	NE	13.6	E	14.3	NE	14.0
6	NE	15.4	NE	15.6	NE	11.7	NE	10.0	NE	9.4	NE	13.0	NE	8.4	NE	2.8
7	NE	0.4	NNE	0.3	SW	0.6	E	2.3	SE	3.9	SE	1.6	E	2.4	S	7.0
8	SSW	10.2	SSW	8.3	SSW	9.5	SSW	12.3	SW	14.4	SW	15.1	SW	13.5	SW	18.6
9	SSW	11.3	SSW	8.7	SW	7.3	SW	8.5	SW	10.7	SW	12.7	SW	13.2	WSW	13.8
10	SSW	8.4	SW	8.2	SSW	9.0	SW	10.4	SW	12.6	SW	12.9	SW	19.3	SSW	15.2
11	SSW	10.5	SW	9.3	SSW	11.3	SSW	7.5	SW	12.2	SW	17.2	SW	19.0	SW	14.8
12	E	9.5	E	8.7	E	9.0	E	7.0	E	6.9	NE	7.9	NE	8.0	E	8.1
13	SW	14.3	SW	10.9	SW	11.8	SW	12.5	SW	12.3	SW	13.5	SW	18.3	SW	19.2
14	SW	10.2	SW	6.1	SW	9.5	SW	10.2	SW	12.2	SW	17.9	SW	17.0	WSW	13.4
15	SW	4.9	SW	11.0	SW	11.9	SW	13.0	SW	14.0	SW	16.5	SW	16.7	WSW	18.9
16	SW	13.3	SW	11.7	SW	12.4	SW	15.5	SW	13.0	SW	7.7	SW	18.4	WSW	14.6
17	W	4.7	WSW	2.3	SSW	1.4	NE	6.0	SW	7.6	WSW	9.5	SW	6.3	SW	9.7
18	SSW	13.1	SW	11.9	SW	12.9	SW	18.8	SW	12.3	SW	13.8	SW	18.2	SW	23.3
19	SW	11.4	SW	10.1	SW	9.3	WSW	13.4	WSW	17.6	WSW	15.1	SW	15.3	WSW	14.1
20	SW	12.2	SW	10.6	SW	12.5	SW	12.8	SW	12.1	WSW	12.6	WSW	16.3	WSW	14.9
21	R	7.3	E	7.9	E	5.7	NNE	6.4	SSW	6.8	SW	8.4	SW	10.0	SW	15.0
22	S	4.7	ESE	1.4	E	0.6	S	3.9	W	7.0	SW	4.0	SSW	10.5	SW	10.0
23	S	6.1	S	7.7	SSW	9.5	SW	12.0	SSW	13.1	WSW	7.2	SW	9.5	WSW	12.2
24	SW	10.4	SW	10.2	SW	8.0	SSW	12.6	WSW	17.5	SW	19.0	SW	13.0	SW	11.5
25	SW	12.0	SW	9.8	SW	12.5	SW	11.6	SW	12.7	WSW	14.5	SW	13.2	SW	8.9
26	NE	6.3	NE	8.0	N	9.9	NE	9.2	NE	10.9	NE	8.5	E	19.2	NE	10.9
27	SSE	2.6	E	6.8	SSE	3.4	S	7.1	SE	7.9	SW	6.9	SSW	8.6	SSW	8.3
28	SW	7.4	SW	9.7	SW	8.1	SW	17.1	SW	12.0	WSW	17.6	SW	13.0	WSW	17.9
29	SW	12.3	SW	11.7	SW	13.9	WSW	18.5	WSW	20.3	WSW	12.2	WSW	18.8	SW	12.7
30	SW	10.7	SW	8.0	SW	9.4	WSW	17.1	SW	18.4	WSW	13.5	WSW	12.9	WSW	16.2
Mean		9.5		9.3		9.7		11.3		12.5		13.7		14.3		13.7

四月逐日風向及風速 (m/s)

每日 Day, 逐日 month of April 1939. (m/s)

14		15		16		17		18		19		20		21		平均 Mean					
向 Dir.	速 Vel.	向 Dir.	速 Vel.	向 Dir.	速 Vel.	向 Dir.	速 Vel.	向 Dir.	速 Vel.	向 Dir.	速 Vel.	向 Dir.	速 Vel.	向 Dir.	速 Vel.						
SW	12.6SW	15.9SW	15.1SW	17.7SW	17.9SW	13.4SW	12.9SW	13.4SW	12.9SW	16.5	16.1	SW	12.9SW	13.1SSW	11.4SW	12.5SSW	10.4SSW	11.6SSW	7.8SSW	9.6	12.8
WSW	18.3SW	19.3SSW	20.2WSW	17.8SW	21.4SW	2.8SW	2.8SW	2.8SW	2.8SW	9.6SW	10.6	SSW	7.8SW	8.6SW	8.4NE	0.9S	6.4SSW	8.4SSW	6.8S	2.8	8.3
NE	14.7NE	15.9E	17.3ENE	16.1NE	15.9NE	14.3NE	14.3NE	14.3NE	14.3NE	14.8	13.6	NE	3.7NE	19.7NE	7.1NE	7.9NE	7.3NE	8.7NE	2.8NE	9.5	10.2
NE	6.3SSW	4.8S	1.7SSW	5.1S	4.1SSW	9.1S	9.1S	9.1S	9.1S	5.3	4.2	WSW	23.6WSW	14.7SW	16.7SW	18.8SW	14.4SW	9.3SW	11.9SSW	12.7	14.5
SW	12.6SSW	12.1SSW	17.6SW	11.0SW	14.7S	17.9SW	14.4SW	14.4SW	14.4SW	9.3	12.0	SW	16.9SW	19.3SW	19.3SW	19.3SW	19.3SW	12.4SW	13.6SW	15.7	14.7
W	19.1SW	9.3SW	11.4SW	11.4SW	10.8SW	12.0SW	9.9SW	8.4	12.1	E	6.8E	6.7NE	6.0E	3.3ENE	4.4SSW	4.5SSW	8.6SSW	3.7	7.3		
WSW	14.8SW	12.3SW	11.4WSW	19.1SW	19.3SW	10.8SW	12.2SW	12.2SW	14.1	WSW	18.5WSW	18.5SW	19.7SW	19.1SW	19.3SW	18.7SW	14.5SW	11.1	14.8		
SSW	15.2WSW	15.2SW	17.7SW	13.2SW	2.7SW	12.9SW	19.6SW	11.7	13.5	SW	13.1SW	13.7WSW	14.6SW	15.8SW	15.3SW	16.4SW	13.2SW	16.4	15.5		
SW	11.7SW	14.3SW	13.2SW	11.1SW	19.4SW	14.6SW	15.2SW	15.0	9.6	SW	24.3SW	22.6SW	22.5SW	14.4SW	14.1SW	11.7SW	10.4SW	11.9	16.2		
SW	15.5SW	13.3SW	12.7SW	13.9SW	11.9SW	14.3SW	13.9SW	13.4	13.5	SW	12.7SW	13.8SW	11.2WSW	17.3SW	15.9SW	15.9SW	16.0SW	14.0	13.8		
WSW	13.3WSW	14.4SW	12.6SW	12.1SW	15.7SW	15.1SW	12.8SW	12.2	11.1	WSW	9.7W	7.7SW	12.7SW	11.8SW	14.5SW	11.9SSW	11.5SSW	12.0	8.6		
SSW	12.9SW	7.6SW	13.3SW	10.8SW	13.5SSW	11.4SSW	10.6SSW	8.7	10.8	SW	17.5SW	13.9SW	14.1WSW	12.5SW	13.2SSW	10.4SW	8.1SW	12.4	12.8		
SW	16.2SW	11.0SW	9.3SW	10.8SW	3.6SSW	11.4SSW	10.3SSW	16.3	11.8	ENE	10.8ENE	14.4ENE	11.3E	9.9ENE	10.8ENE	10.5NE	11.8E	10.0	10.3		
SW	12.5SSW	10.4SW	14.2SW	10.2SW	11.0SSW	11.3SSW	11.3SSW	11.0	9.0	WSW	18.5SW	10.0SW	16.4SW	15.0SW	15.7SW	13.3SW	12.5SW	11.5	13.0		
WSW	13.3SW	17.3SW	16.4WSW	10.9WSW	11.4SW	11.7SW	12.6SW	11.2	14.5	WSW	16.5SW	15.1SW	12.5WSW	16.1SW	13.2SSW	12.4SW	11.0SW	11.8	13.7		
14.6	13.2	13.5	12.9	12.9	12.4	11.5	11.7	12.2													

中華民國二十八年

		Precipitation Amount of every Hour of Day.											
時 H.	D.	0-1	1-2	2-3	3-4	4-5	5-6	6-7	7-8	8-9	9-10	10-11	11-12
1													
2													
3													
4							3.1	0.3	T	1.1	0.8	0.5	0.2
5											0.1	0.1	0.1
6													
7							T	T	0.1	0.2	T		
8		0.8	0.1	T									
9													
10													
11											0.1		0.3
12													
13													
14													
15													
16													
17													
18													
19													
20													
21													
22													
23													
24													
25													
26													
27													
28													
29													
30													
總計 Total		0.8	0.1	T			3.1	0.3	0.1	1.3	0.9	0.6	0.6

四月逐日各時降水量 (mm)

In the Month of April, 1939. (mm)

12-13	13-14	14-15	15-16	16-17	17-18	18-19	19-20	20-21	21-22	22-23	23-24	總計 Total
T 1.5	0.4	T	T				1.8	0.1				6.0 4.1
							T	T				T 0.3 0.9
T	T 0.3	T 0.1	0.5 T	T T	T	T						0.8 0.4
1.5	0.7	0.1	0.5	T	T	T	1.8	0.1				12.

中華民國二十八年四月

Daily Values of Meteorological Elements

日期 Date	氣壓 pressure (500mm+)	溫度 Temperature (°C)					露溫 Grass Temp.	濕度 Humidity		雲量 Amount of cloud 0-10
		平均 Mean	最高 Max.	最低 Min.	較差 Range	地面 Earth Surface		絕對 Absolute mm	相對 Relative %	
1	70.99	15.4	20.2	10.5	9.7	17.2	10.0	6.22	47.6	5.1
2	71.58	16.2	22.2	10.5	11.7	19.0	9.5	5.60	42.8	3.2
3	72.51	15.2	22.2	7.8	14.4	18.6	5.7	5.97	48.1	6.0
4	74.09	4.8	10.3	0.5	10.0	4.8	0.3	6.11	94.8	8.2
5	76.01	1.3	4.5	-1.9	6.4	1.1	-1.9	5.10	100.0	10.0
6	77.49	-1.2	0.4	-2.9	3.3	-0.8	-2.9	3.87	92.9	10.0
7	75.54	2.0	4.9	-1.6	6.5	2.9	-1.6	5.31	99.5	10.0
8	72.92	8.7	13.8	4.5	9.3	10.0	4.3	6.75	82.1	8.8
9	73.88	9.8	13.5	6.4	7.1	11.4	5.9	7.18	79.7	7.7
10	74.03	11.6	17.4	7.0	10.4	13.9	6.0	7.32	73.3	7.7
11	73.73	11.3	16.0	8.8	7.2	12.4	7.5	7.49	75.4	9.2
12	73.46	8.0	10.6	5.2	5.4	8.0	5.2	7.56	93.9	9.7
13	70.97	13.8	18.5	8.5	10.0	15.4	8.6	7.00	60.2	8.4
14	71.76	13.7	19.5	8.4	11.1	16.0	7.9	6.82	59.5	7.9
15	72.04	13.3	18.6	9.1	9.5	15.9	8.0	5.45	58.1	6.6
16	70.51	12.4	17.0	9.3	7.7	14.4	7.7	6.27	59.1	8.0
17	70.80	13.0	19.6	8.2	11.4	17.1	5.5	6.80	62.0	6.7
18	69.91	13.9	17.3	9.5	7.6	15.5	8.4	7.57	63.9	8.5
19	70.31	16.5	22.0	11.4	10.6	19.0	10.2	7.69	55.5	4.4
20	71.63	16.9	22.3	12.8	9.5	18.9	11.5	8.04	56.1	9.3
21	73.25	17.6	24.2	10.5	13.7	21.2	9.0	8.24	56.7	6.1
22	73.89	17.8	26.0	10.2	15.1	22.6	8.2	7.90	55.0	0.5
23	73.61	18.1	25.0	12.7	12.3	21.9	10.0	7.82	52.4	1.1
24	73.24	17.8	24.5	12.0	12.5	20.8	11.2	7.88	53.8	4.8
25	73.80	16.8	22.8	12.7	10.1	20.4	11.5	6.41	46.3	3.1
26	76.35	11.6	16.2	8.5	7.7	13.9	8.4	7.76	76.3	7.2
27	74.39	14.4	20.7	9.5	11.2	17.1	9.3	7.89	66.4	8.2
28	71.60	15.9	21.7	10.2	11.5	18.7	9.8	7.38	57.1	5.0
29	71.68	17.1	23.1	13.0	10.1	19.6	11.9	5.91	41.2	6.9
30	71.69	17.7	23.8	12.1	11.7	20.9	11.8	6.08	40.5	4.2
總數或平均 T. or M.	572.92	12.7	18.0	8.1	9.8	14.9	7.2	6.82	65.9	6.7

逐日氣象平均要素表

in the Month of April, 1939.

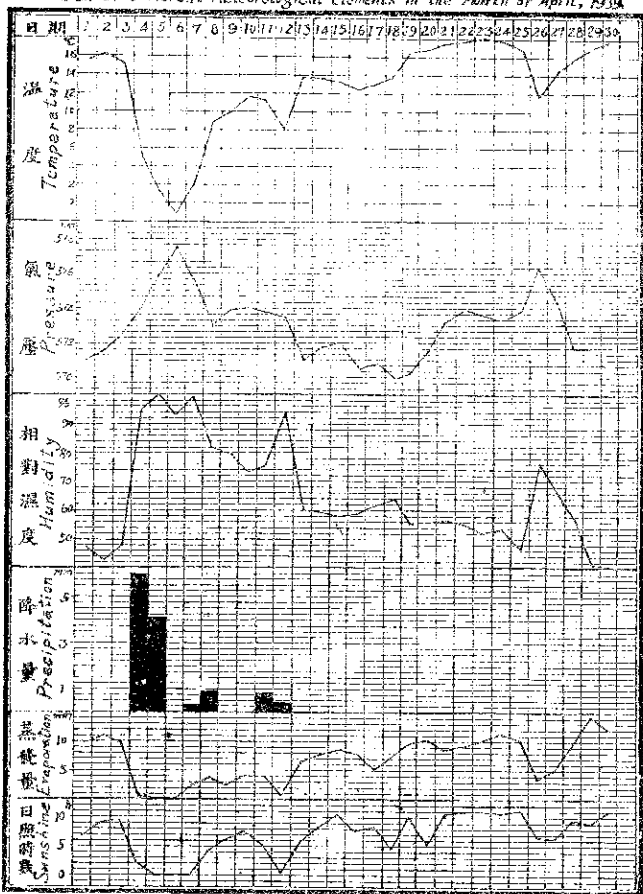
日照時數 Duration of Sunshine h	太陽熱力 Solar Radiation (°C)		風 Wind		降水量 Precipitation		能見度 Vis. 0-9	濕量 Amount of Evap. mm	雜項 Miscell- aneous Inform- ations
	黑球 B. bulb	白球 w. bulb	平均速 Mean vel. m/s	最方向 Dir. Domin.	量 Amt. mm	時間 Dur. h			
6.7	45.2	33.7	16.1	SW			6.5	9.8	
9.1	45.4	35.6	12.8	SW			5.8	11.0	☁
9.3	45.6	32.7	13.6	SW			5.5	9.7	☁
1.7	32.5	18.0	8.9	NE	6.0	4.2	2.0	0.6	☁
0.0			13.6	NE	4.1	6.9	0.5	0.2	☁
0.0			10.2	NE	T		7.8	0.0	
0.0			4.2	S	0.3	2.0	0.9	2.4	☁
4.3	41.4	29.1	14.5	SW	0.9	1.8	6.2	3.9	☁
6.1	41.3	27.1	12.0	SW			7.8	2.6	☁
7.7	44.2	30.7	14.7	SW			8.0	4.2	☁
5.2	44.3	29.8	12.1	SW	0.6	0.8	8.0	4.0	☁
0.4	28.5	18.7	7.3	ENE	0.1	0.6	3.1	0.9	☁
5.7	44.5	33.2	11.1	SW			7.0	6.8	☁
8.1	44.5	30.5	14.8	SW			7.9	7.9	☁
10.3	47.9	32.9	13.5	SW			8.6	8.7	☁
7.7	43.7	31.4	15.5	SW			8.5	8.0	☁
8.1	48.8	31.7	9.6	SW			8.6	5.4	☁
4.6	41.5	29.2	16.2	SW			7.6	7.5	☁
10.1	47.2	36.2	13.5	SW			8.0	9.8	☁
5.3	46.2	33.6	13.8	SW			7.9	10.3	☁
10.7	51.1	38.7	11.1	SW			6.8	8.6	☁
11.0	48.4	37.9	8.6	SW			6.9	9.4	☁
11.1	48.8	35.4	10.8	SW			6.5	10.1	☁
9.8	48.5	37.4	12.8	SW			6.5	11.5	☁
7.1	48.2	36.2	11.8	SW			6.9	10.5	☁
7.5	44.5	31.8	10.3	NE			7.0	3.6	☁
7.1	45.4	34.0	9.0	SSW			7.4	5.3	☁
7.6	46.5	26.0	13.0	SW			5.5	9.7	☁
7.1	47.8	37.0	11.5	SW			5.8	14.3	☁
7.1	47.0	36.5	13.7	SW			6.3	12.0	☁
208.4	1209.9	865.0	12.2	SW	12.5	16.3	6.4	208.7	

中華民國二十八年四月逐日能見度 (0-7)

Visibility of every Day, in the month of April, 1939. (0-7)

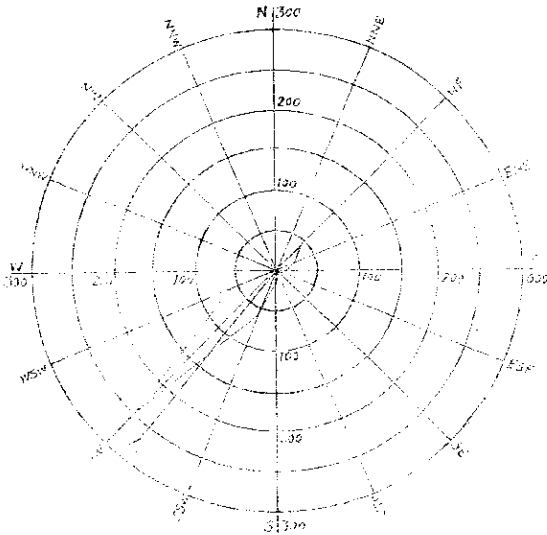
日 D.	時 H.	6	7	8	9	10	11	12	13	14	15	16	17	18	平均 Mean
1		5	6	6	6	6	7	7	7	7	7	7	7	7	6.5
2		6	6	5	5	6	6	6	6	6	6	6	6	5	5.9
3		5	5	5	5	5	5	6	6	6	6	6	6	6	5.5
4		0	0	0	0	0	0	0	0	2	6	6	6	6	2.0
5		0	0	0	0	0	0	0	0	0	0	0	0	6	0.5
6		7	8	8	8	8	8	8	8	8	8	8	8	7	7.8
7		0	0	0	0	0	0	0	0	0	0	0	0	0	0.0
8		0	0	0	8	8	8	8	8	8	8	8	8	8	6.2
9		8	8	7	7	8	8	8	8	8	8	8	8	8	7.8
10		8	8	8	8	8	8	8	8	8	8	8	8	8	8.0
11		8	8	8	8	8	8	8	8	8	8	8	8	8	8.0
12		0	0	0	0	0	5	5	5	4	6	6	6	5	5.1
13		6	6	6	6	6	7	7	7	8	8	8	8	8	7.0
14		7	6	6	6	7	8	8	8	9	9	9	9	9	7.0
15		8	8	8	8	8	8	9	9	9	9	9	9	9	8.6
16		8	8	8	8	9	9	9	9	9	9	8	8	8	8.5
17		9	9	9	9	9	9	9	9	8	8	8	8	8	8.6
18		7	7	6	8	8	8	8	8	8	8	8	8	8	7.6
19		8	8	8	8	8	8	8	8	8	8	8	8	8	8.0
20		8	8	8	8	8	8	8	8	8	8	8	8	7	7.9
21		7	7	6	5	7	7	7	7	7	7	7	7	7	6.8
22		7	5	5	5	6	6	7	7	8	8	8	8	7	6.9
23		6	6	5	5	5	6	6	6	6	6	6	7	6	6.5
24		5	5	5	5	6	7	7	7	7	7	7	7	7	6.7
25		6	5	5	5	6	7	8	8	8	8	7	7	7	6.9
26		7	8	8	8	8	8	8	8	8	8	8	8	8	7.9
27		8	8	8	8	7	8	8	8	8	8	8	5	8	7.4
28		5	5	5	5	5	5	6	6	6	6	6	5	5	5.5
29		5	5	5	5	6	6	6	6	6	6	6	6	6	5.8
30		5	5	5	5	6	6	7	7	8	8	7	7	7	6.1
平均 Mean		5.7	5.6	5.4	5.9	6.2	6.6	6.7	6.8	6.9	7.0	6.9	6.8	6.8	6.4

中華民國二十八年四月份各項氣象要素逐日變遷圖
 March of Different Meteorological Elements in the Month of April, 1939



中華民國二十八年四月份風向圖

Wind Rose for April, 1939



風向次數
Frequency

合成風向
Resultant Direction

方向 Dir.	N	NNE	NE	ENE	E	ESE	SE	SSE	S	SSW	SW	WSW	W	WNW	NW	NNW	N
次數 Frequency	3	12	23	12	2	13	15	52	250	371	4						
百分數 %	10	38	43	33	6	19	22	100	50	100	1						

本刊已領得
內政部雜誌登記證
警字第七〇三六號

雲南省立
昆明測候所

氣象月報

第四卷 第五期

龔自知題



中華民國二十八年五月份

MONTHLY METEOROLOGICAL BULLETIN

OF

METEOROLOGICAL STATION OF YUNNAN PROVINCE,

KUNMING.

May, 1939.

VOL. 4. NO. 5.

目 次 頁

	<i>Table of Contents</i>	<i>page</i>
凡 例	<i>Explanatory Remarks.</i>	1
本月份天氣概況	<i>A Summary of Weather Conditions, during the Month of May, 1939.</i>	2
本月份氣象摘要	<i>Monthly Summary.</i>	3
氣 壓	<i>Barometric Pressure.</i>	4-5
氣 溫	<i>Air Temperature.</i>	6-7
地 面 溫	<i>Earth Temperature on the surface.</i>	8-9
地 內 溫	<i>Earth Temperature.</i>	10
雲 量	<i>Cloud Amount.</i>	11
絕對濕度	<i>Absolute Humidity.</i>	12-13
相對濕度	<i>Relative Humidity.</i>	14-15
雲狀與雲向	<i>Cloud: Forms and Direction.</i>	16-17
風向及風速	<i>Wind Direction and Velocity.</i>	18-19
降 水 量	<i>Precipitation.</i>	20-21
逐日氣象平均要素	<i>Daily Values of Meteorological Elements.</i>	22-23
能 見 度	<i>Visibility.</i>	24
各項氣象要素逐日變遷圖	<i>March of Different Meteorological Elements.</i>	25
風 向 羅 盤	<i>Wind Rose.</i>	26

觀測紀錄凡例

- (1) 本所設於昆明太平山嶺，其位置為東經 $102^{\circ}37' 3''$ ，北緯 $24^{\circ}57' 56''$ 。每里水面高出海平面約2280公尺。
- (2) 每日觀測紀錄二十四時，用東經 105° 標準時，自六時至廿一時直觀測十六次，廿二時至翌日五時之氣象、氣溫、濕度、雨量、等紀錄，俱採自日記儀器錄用管錄。
- (3) 氣壓讀數以公厘為單位，曾經溫度緯度訂正，修正地高按訂正。
- (4) 溫度以攝氏刻度為標準，逐日最高最低氣溫，係選自最高及最低溫度表所得之數，非直接觀測次數內之最高最低。
- (5) 相對濕度由乾球溫度表計算而得，以公厘為單位。
- (6) 風向用十六方向；風速紀錄每秒公尺數。
- (7) 雲向亦用十六方向，惟每日電報中則併寫八方向。
- (8) 雨量以天空為其所蔽之數額而定；凡量自 $0-2.9$ 稱為晴天 $3-7.9$ 稱為曇天， 8 以上稱為陰天。
- (9) 雲狀用國際通行之名稱。
- (10) 降水量一日內在 0.05 公厘以上者稱為雨天，不滿 0.05 公厘，則記以 \downarrow 或 \uparrow 符號。
- (11) 仰視度以 $0-9$ 級，用目力測定之。
- (12) 各種天氣符號，悉依國際規定之通用符號。

等級	能 見 度	
	距 離	
	能 見	不 能 見
0		100 公尺
1	100 公尺	200 公尺
2	200 公尺	500 公尺
3	500 公尺	1 公里
4	1 公里	2 公里
5	2 公里	6 公里
6	6 公里	10 公里
7	10 公里	20 公里
8	20 公里	50 公里
9	50 公里	

天 氣 符 號	
○ 晴 ◯ 少雲 ● 多雲 △ 霧 ▲ 霾 ○ 雷 ○ 雪 ○ 霜 ○ 露 ○ 冰 ○ 雹 ○ 雨 ○ 雪 ○ 霧 ○ 霾 ○ 雷 ○ 雪 ○ 霜 ○ 露 ○ 冰 ○ 雹	晴 少雲 多雲 霧 霾 雷 雪 霜 露 冰 雹 雨 雪 霧 霾 雷 雪 霜 露 冰 雹

民國二十八年五月昆明天氣概況

一 得

本月天氣，近於正常，雨量極計 $124.3m$ ，較諸昆明二十一年至同月平均之標準雨量 $101.7m$ ，多 $19.6m$ ，由輪多雨，不足為異，但比諸去年雨季雨量，則僅有三分之一強；昆明市本月雨量 $105.1m$ ，與金標舉；西金標港以下游粉梅爾量 $157.4m$ ，較為豐沛；而北金江雨量 $60.4m$ ，只及三分之一，雨亦較遜。

本月氣溫平均，北部山頂 $15.8^{\circ}C$ ，按飛機五月份觀測紀錄，高度 $500m$ 以內，溫度最低紀錄，每 $100m$ ，降 $1.1^{\circ}C$ ，歷年同月昆明市平均氣溫為 $19.2^{\circ}C$ ，本月比較高 $0.5^{\circ}C$ ，惟晨 6 時，比西內平均低 $0.4^{\circ}C$ ，山頂熱氣較散也。

月內晴天全數，較歷年天氣平均：晴天多 3.6 日；陰天及 $1-2$ 日；雨天多 0.7 日；有雨十四日，顯分三段：0 日至 11 日為一段；14 日至 18 日為二段；20 日至月終為三段；二三段俱係雷雨，一段亦有遠雷閃電；月來風力減弱，其風向頻度，最多仍屬 SW。

一日至五日，連日天陰或霧，五日午後 SW 風大，氣壓驟升；六日，風變 NE，入夜降雨 $0.8m$ ，七日，午前又降雨 $1.4m$ ，夜間永善四區大雨冰雹，山洪暴發，沖塌房屋，損壞人畜，為該地三十年來未有之奇災！均粉地形所致。

八日，十時，昆明氣象站高 $577.72m$ （未始高度訂正）風向 NE 轉 S，SSW，仍有雨霧；九日，風向 SW，晚雨 $0.9m$ ，十日，霧霏縹緲，十七時氣壓驟低 $570.11m$ ，夜半閃電雷雨 $0.2m$ ，十一日午前，驟驟向雨 $11.3m$ ，風偏 NE，氣溫驟低 $5.7^{\circ}C$ 雨線又南來。

十二日陰，十三日陰，俱見日暈，十四日，晨午夜初有雷雨，總量 $1.9m$ ，十五日，午後又雷雨，得量 $9.3m$ ，十六日，風向時時 W，竟日暴雨 $9.7m$ ，十五時，江城冰雹感災！十七日，風向 NE，陰雨連綿，至溫氣壓漸低，降雨 $19.4m$ ，為本月一日內最多量，當不勝枚舉也。

十八日，風變 SW，亦驟雨降 $0.3m$ ，十九日，晨霧夜雨，二十日至二十四日，連日有雨，二十三日，日暈閃電，氣溫最高 $26^{\circ}C$ ，二十四日，風向轉 E，氣壓已高，氣溫驟降，僅夜有閃電，連雨雷雨時行，驟降驟來。

二十五日，風向變 S，天陰月暈，二十六日十時，降雨 $0.6m$ ，二十七、八日，天陰，有雷電；二十九日，八時，雷雨大作，一路得量 $19.4m$ ，三十日，驟雨降 $9.8m$ ，三十一日，午後即連雨閃電，形晚下月一日之大雨。

中華民國二十八年五月氣象綱要 Monthly Summary for May, 1939.

	氣壓	<i>Air Pressure</i>	
極端最高	<i>Extreme maximum</i>	577.72 m.m.	在 8 日 10 時 on 8 th. 10 h.
極端最低	<i>Extreme minimum</i>	570.14 m.m.	在 10 日 17 時 on 10 th. 17 h.
平均	<i>Mean</i>	573.22 m.m.	
	氣溫	<i>Air Temperature</i>	
極端最高	<i>Extreme maximum</i>	26.0°C.	在 29 日 on 29 th.
極端最低	<i>Extreme minimum</i>	5.7°C.	在 11 日 on 11 th.
最高平均	<i>Mean maximum</i>	21.5°C.	
最低平均	<i>Mean minimum</i>	11.6°C.	
平均	<i>Mean</i>	15.8°C.	
	風	<i>Wind</i>	
最大風速	<i>Maximum velocity</i>	18.9 m/s	在 5 日 12 時 on 5 th. 12 h.
合成風向	<i>Resultant direction</i>	S 26° 36' 27" W.	
	降水量	<i>Precipitation</i>	
雨量	<i>Rainfall.</i>	124.3 m.m.	
一日最多雨量	<i>Greatest in 24 hours</i>	49.4 m.m.	在 17 日 on 17 th.
一時最多雨量	<i>Greatest in 1 hour</i>	19.4 m.m.	在 29 日 8—9 時 on 29 th. 8—9 h.
	雜記	<i>Miscellaneous Informations</i>	
曇天日數	<i>Partly cloudy days</i>		13
陰天日數	<i>Cloudy days</i>		4
雨天日數	<i>Rainy days</i>		14
有雷雨日數	<i>Days with thunderstorm</i>		3
有濕霧日數	<i>Days with wet fog</i>		6
有霧日數	<i>Days with fog</i>		2
有霾日數	<i>Days with mist</i>		6
有低雲日數	<i>Days with ground fog</i>		13
有露日數	<i>Days with dew</i>		15
有大風日數	<i>Days with gale</i>		1
有雷聲日數	<i>Days with thunder</i>		6
有閃電日數	<i>Days with lightning</i>		11
有日暈日數	<i>Days with solar halo</i>		6
有月暈日數	<i>Days with lunar halo</i>		3
有月華日數	<i>Days with lunar corona</i>		2

中華民國二十八年

Barometric pressure at every Hour of

時分 D.	1	2	3	4	5	6	7	8	9	10	11	中午 Noon
1	2.16	2.09	2.06	2.14	2.61	3.39	4.18	4.69	4.76	4.82	4.69	4.29
2	5.02	4.86	4.75	4.70	4.64	4.73	5.16	5.27	5.31	5.27	5.04	4.33
3	4.72	4.69	4.31	4.34	4.31	4.58	4.88	5.02	5.09	4.97	4.84	4.50
4	4.08	4.05	3.92	3.79	3.76	3.93	4.39	4.83	4.90	4.89	4.56	4.07
5	3.55	3.50	3.31	3.31	3.37	3.62	4.03	4.31	4.76	4.62	4.57	4.14
6	3.48	3.63	3.94	3.99	4.25	4.85	5.16	5.55	5.74	5.78	5.72	5.56
7	5.31	5.27	5.14	5.11	5.12	5.24	5.84	6.44	6.39	6.64	6.40	6.15
8	3.70	5.56	5.51	5.52	5.82	6.68	6.99	7.30	7.55	7.72	7.67	7.35
9	5.12	5.04	4.56	4.44	4.56	4.28	4.49	4.70	4.87	4.71	4.40	3.99
10	2.43	1.94	1.46	1.27	1.14	1.01	1.54	1.73	2.02	2.16	1.85	1.53
11	3.82	4.28	3.88	3.79	3.94	3.99	4.30	4.31	4.32	4.47	4.19	3.73
12	3.81	3.73	3.60	3.42	3.40	4.12	4.53	4.94	5.18	5.75	5.18	5.24
13	4.74	4.65	4.46	4.26	4.22	4.28	4.63	4.77	4.85	4.82	4.76	4.43
14	4.56	4.43	4.44	4.50	4.46	4.67	4.96	5.19	5.37	5.23	4.89	4.36
15	4.49	4.35	4.22	4.14	4.25	4.22	4.63	4.70	4.76	4.54	4.50	4.08
16	3.26	2.91	2.71	2.61	2.56	2.71	3.01	3.31	3.50	3.59	3.35	3.17
17	2.34	1.96	1.43	1.31	1.03	1.16	1.40	1.63	2.16	2.09	2.00	1.78
18	2.60	2.34	2.03	2.02	2.00	2.09	2.56	2.71	3.89	2.86	2.62	2.40
19	1.93	1.79	1.54	1.56	1.46	1.61	2.01	2.20	2.35	2.21	2.05	1.62
20	1.63	1.55	1.47	1.39	1.42	1.54	1.80	2.52	2.79	2.87	2.65	2.62
21	1.71	1.75	1.69	1.68	1.68	1.77	1.94	2.19	2.46	2.65	2.51	2.27
22	1.70	1.70	1.70	1.70	1.90	1.90	2.46	2.54	2.78	2.88	2.63	2.40
23	2.21	2.16	2.07	2.03	2.19	2.75	3.21	3.40	3.46	3.32	3.19	3.02
24	3.22	3.19	3.20	3.27	3.54	4.00	4.57	4.95	5.18	4.95	4.87	4.79
25	4.86	4.72	4.48	4.40	4.31	4.53	4.74	4.99	5.35	5.17	5.01	4.67
26	3.44	3.32	3.20	3.09	3.02	2.96	3.15	3.35	3.41	3.27	3.06	2.73
27	2.40	2.30	2.30	2.30	2.35	2.72	2.92	3.11	3.30	3.15	2.21	2.68
28	1.61	1.76	1.72	1.68	1.94	2.22	2.62	3.03	3.13	3.00	2.79	2.45
29	2.28	2.27	2.26	2.25	2.25	2.34	2.56	3.25	3.55	3.74	3.73	3.41
30	2.68	2.79	2.76	2.77	2.84	3.20	3.70	4.05	4.34	4.39	4.30	3.89
31	4.15	4.01	3.92	3.88	3.90	4.11	4.28	4.80	5.09	5.05	5.05	4.82
平均 Mean	3.40	3.31	3.17	3.12	3.16	3.39	3.76	4.06	4.26	4.24	4.07	3.76

五月逐日各時氣壓 (570m. +)

Day, in the Month of May, 1939. (570m. +)

13	14	15	16	17	18	19	20	21	22	23	午夜 Midn.	平均 Mean
3.33	3.07	2.81	2.69	2.77	2.98	3.12	3.54	4.05	4.49	4.94	5.08	3.54
3.39	3.46	3.05	2.71	2.69	3.01	3.13	3.76	4.38	4.65	4.78	4.75	4.31
3.97	3.32	2.59	2.34	2.22	2.30	2.44	3.08	3.41	3.97	3.94	4.11	3.91
3.76	3.42	3.01	2.49	2.37	2.48	2.72	2.96	3.33	3.39	3.59	3.60	3.67
3.31	3.09	2.54	2.41	2.20	2.50	2.72	3.06	3.51	3.31	3.67	3.58	3.47
5.17	4.71	3.99	3.75	3.53	3.64	3.91	4.38	4.59	5.05	5.47	5.34	4.63
5.69	5.16	4.50	4.16	3.92	4.09	4.20	4.68	5.08	5.43	5.79	5.74	5.30
6.30	6.37	5.66	5.33	5.02	5.12	5.21	5.33	5.73	5.75	5.78	5.65	6.13
5.48	2.81	2.20	1.79	1.82	1.93	1.77	2.29	3.01	2.93	2.89	2.71	3.52
1.06	0.83	0.51	0.18	0.14	0.44	0.54	1.18	2.01	2.95	3.62	3.87	1.56
3.42	2.56	2.28	1.91	1.76	1.74	1.75	2.39	3.01	3.39	3.76	3.88	3.38
4.77	1.24	3.82	3.59	3.35	3.20	3.72	3.95	4.55	4.62	4.97	4.68	4.27
3.99	3.49	3.04	3.00	2.92	3.17	3.40	3.75	4.27	4.43	4.59	4.80	4.15
3.34	3.48	3.31	2.64	2.99	3.11	3.38	4.09	4.52	4.58	4.75	4.72	3.29
3.33	2.81	1.98	1.76	1.77	2.30	2.84	3.18	3.71	3.87	3.81	3.54	3.67
2.37	2.34	2.21	1.99	2.09	2.34	2.52	2.85	3.11	3.11	3.04	2.81	2.84
1.31	1.25	1.14	1.05	1.16	1.37	1.49	2.00	2.80	2.83	2.93	2.84	1.80
2.45	2.02	1.61	1.17	1.15	1.08	1.51	2.02	2.52	2.55	2.61	2.47	2.16
1.45	1.12	0.77	0.35	0.14	0.22	0.44	0.78	1.09	1.26	1.63	1.66	1.39
2.16	1.35	0.90	0.36	0.34	0.31	0.36	0.80	1.23	1.53	1.72	1.71	1.54
1.85	1.49	0.98	0.56	0.45	0.45	0.57	0.71	1.04	1.40	1.60	1.70	1.55
1.85	1.52	0.97	0.53	0.31	0.42	0.94	1.18	1.62	2.08	2.29	2.25	1.76
2.75	2.42	2.19	1.53	1.47	1.66	2.00	2.33	2.58	3.07	3.28	3.25	2.57
4.45	4.31	3.96	3.35	3.36	3.49	3.71	4.13	4.74	4.96	4.98	4.89	4.17
4.25	3.93	3.72	3.31	2.99	2.79	2.70	3.92	3.24	3.48	3.52	3.45	4.06
2.40	1.87	1.45	1.11	0.71	0.88	1.11	1.35	1.95	2.05	2.35	2.40	2.40
1.91	1.67	1.34	0.79	0.59	0.49	0.60	1.04	1.57	1.83	1.84	1.85	2.00
2.12	1.69	1.37	0.94	0.83	0.94	1.17	1.32	1.82	2.15	2.29	2.28	1.96
3.16	2.44	2.02	1.51	1.30	1.21	1.51	2.12	2.62	2.94	2.90	2.92	2.54
3.45	3.01	2.58	1.95	1.89	2.02	2.41	2.72	3.34	3.81	4.17	4.23	3.22
4.41	3.81	3.20	2.83	2.81	2.95	3.47	3.83	4.44	4.58	4.65	4.53	4.11
3.32	2.89	2.44	2.08	1.96	2.08	2.30	2.72	3.19	3.44	3.61	3.59	3.22

中華民國二十八年

		Air Temperature at each Hour of											
日 D.	時 H.	Air Temperature at each Hour of										中午 Noon	
		1	2	3	4	5	6	7	8	9	10		11
1		14.9	14.4	13.9	13.5	13.4	13.2	13.8	13.1	17.4	20.0	20.7	21.9
2		12.9	12.7	12.0	11.8	11.7	11.3	12.5	13.6	17.6	19.8	19.6	21.2
3		16.0	15.3	13.4	12.9	12.3	11.5	14.0	14.7	16.6	18.7	20.2	22.3
4		13.5	13.4	13.7	13.3	13.4	13.0	14.2	15.9	17.5	18.5	20.5	21.6
5		13.7	13.3	13.1	13.2	12.8	13.0	13.6	14.4	16.5	18.3	18.6	20.1
6		13.8	13.5	13.3	12.2	11.1	10.9	11.2	12.2	15.0	16.0	17.9	18.7
7		11.9	10.7	11.3	11.3	11.1	11.0	10.2	10.6	12.4	14.0	15.4	16.8
8		13.1	13.0	12.6	12.0	11.5	11.6	11.6	11.6	13.3	13.8	13.4	14.5
9		11.6	11.1	10.9	10.7	10.7	10.6	9.9	11.0	11.8	14.8	15.2	15.0
10		9.7	9.5	9.5	9.5	9.5	9.6	10.0	10.4	11.4	13.3	14.0	14.9
11		8.2	7.6	7.7	7.6	6.5	6.1	6.1	9.0	11.8	13.4	13.4	15.6
12		12.0	11.1	10.3	12.3	10.2	10.8	11.2	14.4	14.5	15.3	16.8	18.3
13		12.8	12.6	11.8	11.5	11.6	11.8	13.2	11.9	15.7	17.6	18.9	19.6
14		14.7	14.2	13.8	13.5	12.2	12.7	14.1	15.0	16.0	18.0	18.8	19.8
15		12.1	12.1	11.9	11.6	11.8	11.2	12.6	13.6	14.5	15.3	16.7	18.7
16		12.7	12.7	12.6	12.6	12.6	12.8	13.1	13.5	13.9	15.2	14.6	13.1
17		10.8	10.9	10.7	10.7	10.9	11.0	10.5	9.9	9.6	9.5	9.8	10.3
18		9.5	9.5	9.3	9.2	9.4	9.7	9.9	10.3	10.6	11.5	13.4	13.5
19		11.7	11.6	11.4	11.1	11.5	11.6	11.9	12.3	14.2	16.0	17.3	16.7
20		13.4	13.3	13.2	12.8	12.5	12.7	14.3	15.1	16.0	17.1	16.7	20.1
21		15.3	15.1	14.6	14.3	14.1	14.3	15.5	16.2	15.5	17.1	18.7	16.7
22		15.5	15.2	15.3	14.9	14.7	14.7	15.3	16.4	15.7	18.9	20.5	22.0
23		16.6	16.3	15.9	15.0	14.9	14.9	16.4	15.8	18.1	18.9	21.1	21.6
24		14.6	14.0	13.0	12.6	11.9	11.8	11.7	11.6	12.7	13.8	17.1	17.0
25		12.4	12.2	12.0	11.9	11.5	11.4	11.3	11.8	13.7	15.0	16.1	15.7
26		14.2	13.9	13.6	13.5	13.3	13.2	14.4	14.9	16.5	16.9	17.7	18.7
27		14.4	14.2	14.3	14.3	14.1	14.3	14.7	15.3	16.4	15.5	19.1	21.7
28		15.7	15.5	15.3	14.9	14.8	14.7	15.6	17.3	18.1	19.4	20.5	24.0
29		16.4	16.4	16.3	15.9	16.0	15.8	15.8	15.6	15.6	16.1	18.3	15.1
30		15.4	14.9	14.9	14.9	14.8	14.6	15.6	15.6	15.9	17.8	18.8	19.8
31		16.3	15.6	15.4	15.4	15.3	15.4	16.0	17.7	18.6	18.9	20.7	21.4
平均 Mean		13.4	13.1	12.8	12.6	12.3	12.3	12.9	13.6	15.0	16.5	17.4	18.5

五月逐日各時氣溫 (°C)

Day. in the Month of May, 1939. (°C)												
13	14	15	16	17	18	19	20	21	22	23	日 Midn	平均 Mean
22.4	23.4	21.2	21.1	21.6	20.6	19.4	19.4	19.1	15.6	14.2	13.3	17.6
21.8	22.2	22.4	22.1	21.7	20.2	19.1	17.8	17.0	16.7	16.5	16.0	17.2
22.7	21.3	23.5	23.7	23.6	29.9	19.5	18.7	18.6	16.7	14.8	14.2	17.8
21.0	21.6	21.1	20.0	21.0	19.4	17.4	16.8	15.6	15.1	14.8	14.5	16.9
21.1	22.4	22.4	22.6	20.6	20.2	18.4	17.2	16.3	16.0	15.0	14.4	17.0
22.0	19.1	19.7	20.0	18.8	16.8	15.2	14.2	12.3	13.1	13.2	11.6	15.0
17.4	21.6	21.2	20.6	20.0	19.0	18.0	17.8	16.7	15.8	14.7	13.9	15.2
17.3	16.2	16.6	17.4	16.7	15.9	14.3	13.8	12.9	12.4	11.8	11.9	13.7
16.8	16.4	18.0	15.4	14.1	13.4	12.2	11.6	11.2	10.7	10.2	9.9	12.6
17.6	17.4	18.5	19.6	17.9	16.8	15.3	14.7	14.3	11.6	9.9	9.0	13.1
16.3	17.5	19.2	19.5	15.9	17.5	15.0	14.9	14.9	14.8	13.9	13.5	12.9
13.7	20.0	20.0	20.2	20.6	18.5	16.9	15.6	14.8	14.6	13.3	13.2	15.2
19.9	19.9	20.1	19.8	19.0	18.2	17.1	16.1	15.8	15.6	15.1	15.3	16.0
20.0	15.9	15.2	14.4	14.1	13.8	13.2	12.9	12.6	12.9	12.5	12.3	14.7
16.0	16.5	19.3	17.0	15.5	14.0	12.5	12.9	12.9	13.1	13.0	12.9	14.2
11.8	14.1	15.4	15.1	14.5	12.8	12.4	11.7	11.3	11.0	11.1	10.8	13.1
10.9	11.1	19.9	10.7	10.5	19.5	9.9	9.9	9.6	9.6	9.5	9.5	10.3
14.5	14.9	14.8	15.1	14.3	13.9	12.9	12.9	12.9	12.8	12.5	12.2	12.1
17.6	18.4	20.6	19.1	20.6	19.9	17.1	16.5	15.7	15.3	14.4	14.1	15.4
20.0	21.3	22.6	22.7	21.7	20.9	17.9	17.5	17.0	17.3	16.4	15.7	17.1
20.7	21.6	23.3	21.8	22.8	20.2	19.8	17.9	17.5	16.9	16.5	15.9	17.6
22.8	24.9	24.4	25.1	23.4	22.7	20.3	19.1	18.5	18.0	17.7	17.1	18.9
23.1	24.6	26.0	25.0	24.4	23.1	20.9	20.1	18.1	16.6	15.6	14.9	19.1
18.3	18.5	18.3	17.4	17.0	15.0	14.0	14.5	13.5	13.3	12.8	12.6	14.5
18.3	17.2	17.7	18.6	18.4	17.6	16.5	15.4	15.4	15.2	14.6	14.5	14.9
19.5	14.9	21.3	21.3	22.9	19.1	17.7	15.7	15.9	15.2	14.7	14.5	16.7
22.4	21.4	21.9	21.7	21.2	21.1	19.7	19.1	18.3	17.6	17.1	16.5	17.9
23.7	23.0	21.4	22.1	20.9	20.9	19.2	19.0	18.5	17.6	17.8	17.3	18.6
16.8	20.9	21.2	21.1	14.9	20.7	19.2	19.0	18.6	17.5	16.7	16.5	17.8
21.6	22.9	23.4	24.5	22.7	20.4	19.8	19.8	18.2	17.6	17.5	17.2	18.2
22.6	22.2	24.0	23.9	24.4	21.9	19.9	19.2	18.4	18.3	17.6	16.3	19.0
19.5	19.7	20.2	19.9	19.1	18.2	15.8	16.2	15.6	15.0	14.4	13.9	15.8

中華民國二十八年

Earth Temperature on the Surface of

日 D.	時 H.	6	7	8	9	10	11	12	13
1		13.0	15.4	19.0	22.1	25.3	27.7	28.1	27.0
2		10.6	15.2	20.8	23.5	25.0	22.2	24.3	24.6
3		11.0	16.2	19.5	22.7	23.5	25.4	25.1	22.5
4		12.5	16.4	19.5	21.7	22.1	23.3	26.0	23.2
5		12.9	13.8	15.6	20.0	22.0	23.1	22.3	23.6
6		10.6	11.6	13.6	18.2	19.0	22.6	22.8	25.3
7		10.7	9.7	10.6	13.2	14.9	18.0	21.4	26.6
8		11.7	11.7	12.6	14.6	15.2	14.0	15.5	21.8
9		10.6	10.2	11.4	13.0	20.2	18.4	15.5	18.8
10		7.8	10.1	10.7	12.9	15.2	15.4	16.2	20.0
11		5.8	6.4	9.0	14.9	16.9	17.8	20.3	22.2
12		11.0	11.2	16.5	17.2	18.1	20.8	22.4	23.1
13		12.0	14.5	19.0	20.7	22.0	22.0	22.3	22.7
14		12.8	19.8	18.5	19.7	22.7	23.8	24.0	24.0
15		12.3	13.6	15.3	18.9	19.1	19.5	20.7	19.9
16		13.0	13.2	13.5	14.0	16.0	17.2	12.3	14.5
17		11.0	10.1	10.1	9.9	10.1	16.6	16.7	11.2
18		10.1	10.7	10.8	12.1	13.1	17.3	17.1	17.1
19		11.5	12.2	13.9	17.0	19.5	19.2	20.9	20.3
20		12.9	16.4	19.0	18.5	22.1	21.3	24.1	24.9
21		14.0	18.7	20.0	18.1	19.0	20.7	20.3	23.5
22		14.7	16.1	19.3	18.4	22.7	23.7	26.7	27.7
23		14.9	19.0	17.0	22.9	21.7	26.3	23.7	26.0
24		12.0	12.3	16.3	14.3	17.7	20.4	19.9	22.5
25		11.5	11.5	12.6	17.0	19.7	20.2	20.5	22.3
26		13.0	15.3	16.0	20.1	19.0	18.9	21.0	22.7
27		14.4	15.1	16.3	19.3	21.4	25.2	23.9	21.4
28		15.5	16.5	20.6	21.0	22.8	24.2	30.1	28.3
29		15.5	16.2	14.8	16.3	15.3	17.4	22.0	21.5
30		14.6	15.6	17.7	18.4	23.2	23.9	25.1	25.2
31		15.3	17.1	21.4	21.9	22.4	23.5	25.8	25.4
平均 Mean		12.2	14.0	15.8	17.8	19.7	20.8	22.0	23.0

五月逐日地面溫度(°C)

every Day, in the Month of May, 1939. (°C)

14	15	16	17	18	19	20	21	平均 Mean
28.7	24.7	22.7	22.0	20.9	19.0	19.0	19.0	22.1
25.4	25.0	24.0	22.1	20.3	18.7	17.6	16.3	21.0
25.1	28.3	27.4	25.0	21.0	19.2	18.4	18.4	22.4
23.8	23.0	20.7	21.2	19.2	17.3	16.2	15.4	20.1
25.4	25.4	23.9	20.9	20.0	18.0	16.9	15.0	20.1
23.0	23.2	24.2	19.5	15.6	14.6	13.6	12.6	18.2
29.9	21.6	22.6	21.2	18.6	17.4	17.4	16.5	18.5
18.0	19.1	21.4	18.2	15.2	14.0	13.8	13.0	15.7
18.1	21.5	16.2	14.2	13.8	12.0	11.5	11.1	14.8
19.5	20.4	21.6	18.7	17.0	15.3	14.7	14.3	15.6
23.8	24.0	21.4	18.6	17.2	14.9	14.5	14.0	16.4
24.5	24.0	21.8	20.4	18.6	16.6	15.4	14.4	18.5
22.9	22.9	21.2	19.5	18.0	16.9	16.1	15.4	19.3
16.0	16.1	15.3	15.3	14.2	13.0	12.9	12.0	17.5
18.7	25.7	18.7	15.6	13.3	12.5	12.8	13.0	17.2
14.4	19.7	16.3	14.8	11.2	12.4	11.6	11.4	14.0
11.5	11.3	11.0	10.7	10.7	10.1	10.1	9.7	10.6
16.9	16.1	16.1	14.7	13.9	12.5	12.7	12.7	14.0
19.1	23.1	19.5	20.0	18.2	16.7	16.6	15.4	17.6
25.3	26.4	25.5	21.5	19.3	17.3	17.2	16.7	20.5
25.3	23.1	22.6	23.1	19.9	18.4	17.6	17.2	20.2
24.3	26.7	28.0	23.6	22.4	19.7	19.0	18.3	22.2
30.9	29.5	27.0	23.9	23.0	20.6	20.1	17.4	22.7
22.9	22.3	19.5	17.7	15.2	14.1	13.5	13.7	17.1
20.1	21.0	21.0	20.5	17.7	16.1	16.1	15.1	17.7
25.8	23.7	22.3	21.2	19.2	17.1	16.4	15.7	19.2
23.5	24.8	23.8	22.3	19.9	19.3	17.6	17.1	21.0
27.8	22.4	24.7	21.5	20.0	18.9	16.7	18.1	21.9
21.2	27.6	24.6	22.9	19.2	18.2	18.2	18.1	19.5
27.7	24.2	26.3	22.7	19.7	18.9	19.2	17.7	21.3
24.0	27.4	26.9	23.6	21.0	19.3	18.8	17.5	22.0
22.9	23.3	21.9	19.9	18.0	16.4	15.9	15.3	18.7

中華民國二十八年五月逐日地內溫度(°C)

Earth Temperature of every Day, in the Month of May, 1939. (°C)

日 Date	0 cm	5 cm	10 cm	20 cm	25 cm	50 cm	75 cm	100 cm
1	31.2	27.2	20.5	18.8	17.0	16.3	15.3	14.6
2	26.3	20.3	20.4	19.4	17.5	16.5	15.4	14.7
3	29.3	22.1	20.9	19.5	17.7	16.3	15.6	14.8
4	26.3	21.2	20.5	19.7	18.0	17.0	15.7	14.9
5	25.1	20.4	20.1	19.3	18.1	17.2	15.9	15.0
6	24.0	20.8	19.9	19.7	18.2	17.5	16.0	15.1
7	22.0	18.7	18.4	18.7	18.1	17.3	16.2	15.2
8	17.4	17.1	17.5	18.2	18.0	17.3	16.2	15.3
9	16.4	16.9	17.1	17.4	17.5	17.2	16.3	15.4
10	17.1	16.9	16.7	17.0	17.3	17.0	16.3	15.5
11	22.1	18.9	18.0	17.5	17.1	16.9	16.3	15.5
12	25.2	20.0	19.0	17.8	17.0	16.8	16.2	15.6
13	22.1	19.5	19.0	18.4	17.1	16.8	16.2	15.6
14	20.4	19.7	19.1	18.5	17.3	16.9	16.3	15.6
15	21.1	18.9	18.7	18.2	17.3	16.9	16.3	15.6
16	15.0	16.5	16.9	17.6	17.3	16.9	16.3	15.7
17	11.4	12.7	13.7	15.3	17.0	16.9	16.5	15.7
18	14.6	14.4	14.3	14.7	16.2	16.7	16.0	15.3
19	17.2	16.1	15.6	15.2	16.0	16.5	16.0	15.3
20	20.6	17.2	17.1	16.1	16.9	16.1	16.1	15.3
21	19.2	18.0	17.6	16.9	16.3	16.2	16.0	15.7
22	22.0	19.7	19.1	17.6	16.6	16.3	16.0	15.7
23	24.7	20.6	20.3	18.5	17.9	16.5	16.0	15.7
24	20.8	19.6	19.4	19.3	17.5	16.8	16.1	15.7
25	18.0	17.8	18.3	18.7	17.6	17.0	16.3	15.7
26	21.1	18.1	18.3	18.1	17.6	17.1	16.4	15.8
27	23.3	20.5	20.0	18.6	17.6	17.3	16.7	15.9
28	26.3	21.6	20.2	19.4	17.8	17.3	16.7	15.9
29	20.3	19.4	19.5	19.5	18.1	17.5	16.6	16.0
30	23.9	21.0	20.5	19.4	18.2	17.6	16.8	16.1
31	22.6	21.1	20.6	19.8	18.3	17.8	16.9	16.1
28 月 Mean	21.6	18.9	18.5	18.2	17.4	16.9	16.2	15.5

中華民國二十八年五月逐日雲量 (0-10)

Cloud Amount of every Day, in the Month of May, 1939. (0-10)

日 D.	6	7	8	9	10	11	12	13	14	15	16	17	18	平均 Mean
1	0.2	0.1	0.0	0.1	0.3	0.4	5.5	5.0	6.0	8.5	8.5	9.5	9.5	4.5
2	0.5	0.0	0.0	0.2	8.0	9.0	9.0	9.5	9.6	9.5	7.0	3.0	5.0	5.4
3	1.1	2.5	1.0	6.7	3.0	9.0	6.0	6.5	9.0	6.0	5.0	5.5	3.0	4.9
4	8.5	5.0	0.0	0.1	0.5	0.5	1.0	9.9	9.9	9.5	9.5	3.0	2.0	4.6
5	6.5	2.5	2.5	8.0	9.5	9.0	2.0	3.5	3.5	2.0	4.5	4.0	0.5	6.1
6	1.0	10.0	9.5	9.8	9.5	4.5	8.5	6.5	9.5	8.5	6.5	9.5	9.5	8.3
7	11.0	10.0	10.0	9.0	9.5	9.5	8.0	7.5	8.0	8.0	7.0	7.0	9.4	8.7
8	11.0	10.0	10.0	13.0	10.0	10.0	10.0	10.0	10.0	10.0	12.0	10.0	7.8	10.0
9	17.0	10.0	10.0	10.0	9.5	10.0	10.0	9.0	9.5	9.8	10.0	10.0	10.0	9.8
10	17.0	19.0	10.0	10.0	10.0	10.0	10.0	9.5	9.0	9.0	7.5	8.0	8.5	9.3
11	12.0	19.0	5.0	2.5	1.5	1.5	3.0	1.5	2.0	3.5	2.5	1.5	0.5	3.5
12	2.0	8.0	4.0	4.5	2.8	9.5	3.5	9.5	9.3	8.5	6.5	5.5	9.6	7.9
13	9.5	9.5	10.0	10.0	10.0	13.0	10.0	10.0	10.0	10.0	10.0	10.0	10.0	9.9
14	17.0	9.5	10.0	9.0	10.0	10.0	10.0	10.0	10.0	10.0	10.0	10.0	10.0	9.9
15	13.0	10.0	9.8	9.8	9.0	9.0	8.5	9.7	9.8	9.0	10.0	10.0	10.0	9.6
16	10.0	10.0	10.0	10.0	10.0	10.0	10.0	10.0	10.0	10.0	10.0	10.0	10.0	10.0
17	11.0	13.0	10.0	10.0	10.0	10.0	10.0	10.0	10.0	10.0	10.0	10.0	10.0	10.0
18	10.0	10.0	10.0	10.0	10.0	10.0	10.0	10.0	10.0	10.0	10.0	10.0	10.0	10.0
19	10.0	10.0	10.0	9.5	8.0	8.0	7.5	9.5	9.6	8.0	7.0	7.0	6.0	8.3
20	7.0	0.6	3.5	9.5	9.5	9.0	9.8	9.0	6.5	6.0	6.5	5.0	4.0	6.6
21	6.0	3.0	9.5	9.8	9.5	9.5	9.5	7.5	8.5	6.5	7.5	4.0	4.5	7.5
22	8.7	9.0	7.5	8.0	7.0	7.0	7.0	7.0	7.0	7.0	7.0	7.5	8.0	7.5
23	9.0	9.8	8.5	8.0	8.5	9.0	9.0	9.3	8.0	7.0	4.8	1.5	5.0	7.5
24	10.0	10.0	10.0	9.8	9.0	9.0	9.0	4.5	8.0	8.0	4.5	4.5	5.0	7.8
25	10.0	10.0	10.0	10.0	9.5	7.5	10.0	9.6	10.0	10.0	9.8	7.0	3.5	9.1
26	9.0	9.0	9.5	9.5	10.0	9.7	7.0	8.0	7.5	7.5	7.5	3.5	2.0	7.7
27	10.0	10.0	10.0	10.0	7.0	3.3	7.0	8.0	9.0	8.0	6.5	4.5	1.5	7.5
28	5.0	7.0	6.5	7.5	7.0	6.3	7.0	7.5	7.0	7.5	7.0	9.5	9.5	7.4
29	9.5	9.7	10.0	10.0	10.0	10.0	10.0	9.5	8.0	7.5	9.0	8.5	9.0	9.3
30	11.0	2.0	9.0	9.0	9.5	7.5	8.0	9.0	9.5	7.0	7.0	7.0	8.0	8.5
31	9.5	4.0	9.5	5.0	8.0	7.5	6.5	6.5	9.0	8.0	8.5	9.0	9.0	7.9
平均 Mean	8.2	7.9	7.9	8.0	8.1	7.9	8.2	8.2	8.5	8.1	7.7	6.9	6.9	7.9

中華民國二十八年

Absolute Humidity at every Hour of

時日 H. D.	1	2	3	4	5	6	7	8	9	10	11	中午 Noon	
1	6.06	5.97	5.97	5.94	5.89	5.86	6.29	6.36	6.76	7.87	7.71	6.90	
2	8.81	8.79	8.66	9.03	9.17	9.43	10.44	10.01	10.59	11.42	7.46	7.18	
3	7.10	7.37	8.62	8.81	9.45	9.35	10.20	10.14	7.90	7.51	6.71	7.52	
4	8.47	8.62	8.19	8.45	8.51	5.08	8.72	9.35	8.72	7.16	6.38	6.30	
5	6.24	6.39	6.36	6.71	6.77	6.66	6.84	7.13	7.11	6.62	6.30	6.64	
6	66.7	6.88	7.45	7.36	8.10	8.28	8.36	8.46	8.19	8.12	7.92	7.92	
7	70.2	6.45	6.60	6.59	6.31	5.80	6.11	5.34	5.61	4.81	5.37	7.00	
8							6.67	6.29	6.03	6.65	6.95	7.71	7.98
9	62.0	8.29	8.28	8.35	8.35	8.39	8.95	9.24	9.33	9.78	9.72	8.84	
10	90.3	8.91	8.80	8.85	8.91	8.97	9.21	9.47	9.70	9.28	8.49	8.67	
11	7.15	7.11	7.53	7.26	6.82	6.72	6.95	7.77	8.13	8.41	7.90	8.07	
12	7.27	7.24	7.45	7.16	8.05	7.45	7.97	8.75	8.87	9.03	8.88	9.32	
13	8.65	8.52	8.51	8.44	8.29	8.41	9.00	9.54	9.65	9.81	10.21	9.81	
14	9.81	9.56	9.51	9.51	9.39	9.41	9.82	10.25	10.30	10.21	9.75	9.28	
15	9.36	9.85	9.82	9.66	9.86	9.95	10.18	10.56	10.11	10.02	10.04	10.53	
16	10.91	10.91	10.95	10.95	10.95	10.98	11.20	11.25	11.80	12.12	11.65	10.54	
17	9.72	9.79	9.66	9.66	9.79	9.85	9.53	9.11	8.97	8.95	9.69	9.40	
18	8.91	8.91	8.79	8.73	8.85	9.03	9.15	9.10	9.49	9.66	10.09	10.05	
19	9.46	9.53	9.70	9.81	10.08	10.25	10.45	10.51	10.67	10.43	10.26	10.34	
20	10.42	10.40	10.61	10.77	10.77	10.91	11.31	11.15	10.88	11.11	11.61	11.19	
21	11.16	10.77	10.63	10.53	10.48	10.75	11.18	12.09	11.62	11.63	11.99	11.86	
22	10.81	10.90	11.27	11.31	11.61	11.61	12.34	12.25	11.46	11.40	10.74	10.71	
23	10.65	10.77	10.92	10.81	10.97	11.31	12.01	12.13	11.47	11.65	11.65	11.11	
24	11.20	10.65	10.35	10.16	9.61	9.44	9.27	9.02	9.09	8.85	9.80	9.61	
25	10.05	9.81	9.73	9.71	9.66	9.60	9.74	9.75	10.20	9.93	10.06	10.06	
26	10.45	10.56	10.67	10.71	10.79	10.83	11.27	11.53	11.62	11.94	12.12	11.23	
27	11.15	11.12	11.19	11.42	11.50	11.42	11.72	11.84	12.01	11.75	11.59	11.97	
28	11.58	11.65	11.60	11.76	11.80	11.83	12.32	12.90	12.66	12.73	11.43	12.65	
29	11.54	12.01	11.33	12.09	12.29	12.81	12.72	12.72	12.81	12.86	13.08	13.34	
30	12.64	12.36	12.36	12.59	12.39	12.47	12.32	12.32	12.32	12.35	12.32	12.32	
31	12.29	12.32	12.39	12.39	12.56	12.51	12.29	13.11	12.78	12.29	12.74	12.08	
平均 Mean	9.45	9.42	9.49	9.53	9.79	9.55	9.79	9.99	9.92	9.80	9.68	9.68	

五月逐日各時絕對溫度 (m.m.)

Day, in the Month of May, 1939. (m.m.)

13	14	15	16	17	18	19	20	21	22	23	午夜 Midn.	平均 Mean
6.74	7.23	6.86	7.11	7.69	6.88	6.71	6.71	7.67	8.71	8.61	8.43	6.95
6.62	6.61	6.63	5.49	6.66	6.72	6.32	6.61	6.92	7.34	7.42	7.51	6.00
7.37	6.93	6.75	6.57	6.39	5.94	6.27	6.07	5.77	7.97	8.17	8.40	7.62
5.99	6.21	6.69	6.59	6.94	6.62	6.37	6.01	6.08	6.27	6.19	6.13	7.25
6.15	6.74	6.42	6.47	5.55	5.30	5.59	5.46	5.62	5.82	6.41	6.36	6.36
7.86	6.82	7.98	7.87	7.69	7.41	7.41	7.80	7.64	7.72	7.49	7.33	7.70
7.65	7.46	7.17	6.98	6.58	6.76	6.22	6.42	7.55	7.56	7.30	7.32	6.58
8.54	7.84	7.69	7.48	7.64	7.55	7.55	7.35	8.19	8.29	8.32	8.28	7.54
9.33	9.26	9.52	8.82	9.31	9.35	9.18	9.20	8.96	9.64	9.94	9.05	9.00
8.60	8.43	8.25	8.48	8.36	8.37	8.30	8.12	8.06	7.72	7.60	7.48	8.55
8.02	7.94	7.75	7.82	7.55	7.25	7.20	7.03	7.03	7.16	7.32	7.17	7.45
9.10	8.52	8.12	9.14	8.30	7.59	8.11	8.91	9.02	8.88	8.78	8.90	8.37
9.93	9.13	9.59	9.07	9.50	9.35	9.11	9.26	9.28	9.57	9.64	9.79	9.25
11.10	10.92	10.66	11.27	11.15	10.82	10.95	10.51	9.86	9.86	9.88	9.66	10.12
10.44	10.75	10.63	10.75	10.62	11.96	10.88	10.73	10.94	11.05	10.91	10.84	10.43
11.34	11.61	11.81	12.28	11.72	11.10	10.81	10.32	10.05	9.83	9.92	9.72	11.04
9.79	9.93	9.79	9.66	9.33	9.53	9.15	9.15	8.97	8.92	8.91	8.91	9.41
9.09	9.74	9.44	9.68	9.33	9.47	9.02	8.62	8.81	8.95	9.28	9.59	9.31
10.37	10.89	10.63	10.33	10.63	12.10	10.55	10.46	10.53	10.56	10.35	10.38	10.32
10.93	10.48	11.23	11.06	11.08	10.65	10.38	10.30	10.38	10.28	10.16	10.43	10.77
11.45	11.17	10.81	11.04	11.02	10.67	10.49	10.26	10.30	10.54	10.69	10.70	11.01
10.56	10.08	10.03	10.35	9.93	9.95	10.52	10.61	10.50	10.56	10.33	10.46	10.83
11.02	11.07	10.25	9.54	9.52	9.51	9.80	9.52	11.36	11.58	11.37	11.53	10.67
10.25	10.28	10.29	10.23	10.28	10.15	10.21	10.17	10.40	10.24	10.32	10.08	10.01
10.24	10.20	10.35	10.82	10.66	10.36	9.86	10.51	10.45	10.39	10.51	10.56	10.14
12.42	12.12	11.35	10.93	11.08	10.62	11.51	11.31	11.47	10.51	10.82	10.78	11.15
11.82	11.19	11.49	11.20	11.00	11.44	12.10	11.21	11.89	11.67	11.51	11.74	11.55
13.51	12.58	11.96	11.93	11.85	12.10	11.42	11.25	11.08	10.92	11.35	11.54	11.93
12.70	12.96	12.54	12.95	11.89	11.22	13.05	11.74	13.41	13.32	12.88	13.08	12.53
13.25	13.47	12.34	12.29	11.83	11.46	11.06	10.51	11.96	12.18	12.32	12.43	12.24
12.79	12.41	12.91	11.75	12.49	12.52	12.15	10.17	12.44	12.58	11.93	11.93	12.38
9.87	9.72	9.61	9.56	9.48	9.32	9.27	9.17	9.41	9.54	9.54	9.56	9.57

中華民國二十八年

日 D.	Relative Humidity at each Hour of day.											中 午 Noon
	1	2	3	4	5	6	7	8	9	10	11	
1	47.7	48.5	50.0	51.2	51.2	51.5	52.3	49.5	45.5	44.8	42.1	34.9
2	78.9	79.6	84.2	87.0	89.0	93.9	96.0	75.3	79.1	65.9	43.6	38.0
3	52.1	56.5	74.7	78.9	85.2	91.8	85.1	80.1	65.7	46.4	37.8	37.2
4	72.1	74.8	69.6	73.7	73.8	66.8	71.8	69.0	58.1	44.8	34.7	32.5
5	53.1	54.9	58.0	59.0	60.9	61.2	58.6	57.9	47.5	46.6	39.2	37.5
6	56.3	59.2	65.1	69.2	61.7	63.7	63.8	79.3	64.0	59.9	51.4	48.9
7	67.2	66.9	65.7	65.6	63.7	61.0	65.5	54.9	52.0	40.1	49.8	46.7
8						63.1	61.4	54.1	59.8	58.7	66.9	64.4
9	80.0	83.7	84.7	83.5	85.5	87.5	97.8	93.8	89.1	72.5	75.9	69.1
10	100.0	100.0	99.5	99.5	100.0	100.0	100.0	100.0	95.9	81.5	70.6	68.2
11	37.6	39.8	93.0	91.7	94.2	95.1	96.4	91.0	78.3	73.0	68.5	61.1
12	69.1	78.1	79.2	66.7	66.3	76.1	79.2	71.1	69.0	69.2	61.9	60.0
13	77.9	77.9	82.0	82.9	84.9	80.1	79.1	79.5	72.1	65.0	62.3	57.2
14	78.2	78.6	80.3	51.9	88.1	85.4	81.3	80.0	75.5	65.3	60.6	53.5
15	94.1	93.0	93.9	95.0	95.0	95.0	83.1	90.4	81.6	76.6	70.4	63.1
16	99.0	99.0	100.0	100.0	100.0	99.0	99.0	95.0	99.0	93.5	93.4	93.3
17	100.0	100.0	100.0	100.0	100.0	100.0	100.0	99.2	100.0	100.0	100.0	100.0
18	100.0	100.0	100.0	100.0	100.0	100.0	100.0	100.0	99.0	94.9	67.3	67.1
19	91.9	93.0	95.9	99.0	99.0	100.0	100.0	97.9	87.8	76.9	69.2	63.9
20	90.4	91.3	93.2	97.1	99.1	99.0	92.5	86.4	79.4	72.7	71.8	63.4
21	85.6	83.6	85.2	86.1	86.8	87.8	84.6	87.5	82.5	79.5	74.1	73.3
22	82.9	84.5	86.4	89.0	92.5	92.5	90.8	87.5	79.3	69.6	69.1	64.0
23	73.2	77.1	80.5	84.5	86.3	89.0	85.8	94.0	73.6	71.1	53.8	57.4
24	89.6	90.0	92.1	92.0	92.0	90.0	89.9	86.0	82.4	65.7	67.0	66.1
25	93.0	92.0	93.0	92.9	94.9	95.6	97.0	93.9	86.7	77.6	73.3	70.5
26	86.0	88.6	91.4	92.2	94.2	95.2	91.6	78.7	82.5	82.6	79.7	69.4
27	99.0	91.5	91.5	93.4	95.3	93.3	93.4	90.8	85.8	74.8	69.9	61.8
28	86.5	88.2	90.7	92.5	93.4	94.3	92.6	87.0	80.8	75.3	63.1	56.5
29	82.4	85.8	85.8	89.2	90.1	95.6	94.4	94.4	96.3	93.7	91.1	85.6
30	96.3	97.7	97.2	99.1	98.1	100.0	92.6	92.6	90.9	80.6	75.6	70.3
31	88.4	92.6	84.4	94.4	96.3	95.3	90.0	86.3	79.5	75.0	69.5	63.1
平均 Mean	81.7	83.1	85.2	86.3	86.5	86.1	87.0	83.3	77.5	70.7	65.5	61.6

五月逐日各時相對濕度(%)

In the Month of May, 1939. (%)												午夜平均	
13	14	15	16	17	18	19	20	21	22	23	Midn.	Mean	
33.1	33.5	35.3	37.9	39.7	37.8	39.7	39.7	46.2	65.5	70.9	73.7	46.8	
33.8	32.0	32.6	26.1	34.1	37.9	33.1	43.2	47.6	51.4	52.7	55.1	57.8	
35.5	35.4	31.1	29.9	29.2	32.0	36.4	37.4	35.3	53.9	64.7	69.1	53.2	
32.1	32.1	35.6	37.5	37.2	39.1	42.1	41.9	45.7	48.9	49.6	49.5	52.9	
32.5	33.1	31.6	31.4	39.5	33.2	35.2	37.1	40.1	42.7	50.1	51.7	43.0	
44.8	31.0	45.3	44.9	47.2	51.6	57.2	64.2	68.9	68.2	65.8	72.5	61.5	
45.2	38.5	38.7	38.3	37.9	41.0	40.1	41.9	52.9	56.3	58.1	61.4	51.7	
61.4	56.8	54.2	59.2	53.5	53.7	61.7	62.1	73.4	70.3	80.1	79.1	62.0	
65.0	65.2	62.7	67.4	73.8	81.1	86.1	89.3	89.8	93.5	94.7	98.9	82.6	
59.1	55.7	51.6	49.3	54.3	58.3	63.6	64.7	65.8	75.3	83.1	86.9	78.6	
58.4	52.6	46.4	47.4	43.3	48.3	56.3	55.3	55.3	56.8	61.4	61.8	69.3	
52.8	48.5	47.9	51.4	45.6	47.9	56.1	67.0	71.4	71.2	76.4	76.4	65.5	
36.9	52.5	52.1	52.3	57.7	59.5	62.3	67.4	68.9	71.9	73.3	75.1	68.6	
63.2	80.5	77.6	91.5	92.5	91.4	96.2	94.2	90.1	88.3	90.1	90.0	81.4	
67.4	75.9	59.4	73.8	80.4	92.4	100.0	95.1	93.0	93.1	97.1	97.1	86.6	
91.5	94.3	89.9	97.3	93.4	100.0	100.0	100.0	100.0	100.0	100.0	100.0	97.4	
100.0	100.0	100.0	100.0	100.0	100.0	100.0	100.0	100.0	100.0	100.0	100.0	100.0	
80.6	76.6	74.7	76.7	74.0	79.1	80.8	77.2	78.9	80.7	85.4	90.0	85.5	
64.4	68.6	59.7	62.6	57.1	63.3	72.2	74.3	78.8	79.4	84.2	86.0	80.3	
59.3	55.1	54.6	53.1	56.9	60.6	67.4	68.6	71.4	70.7	72.6	78.0	75.2	
62.5	59.2	53.6	55.3	52.9	69.0	64.5	67.1	68.6	72.9	75.9	78.9	73.7	
51.2	42.6	43.7	43.3	45.9	48.0	58.8	64.0	65.7	68.2	68.0	71.5	68.3	
52.0	44.9	49.6	49.1	41.5	45.0	52.4	53.9	72.9	81.7	85.5	90.7	68.0	
65.0	64.3	65.2	68.6	70.7	79.4	85.2	87.6	89.6	89.4	93.1	92.1	81.5	
64.9	67.2	68.1	67.3	67.1	68.6	70.0	75.1	79.6	80.2	84.3	85.2	80.8	
73.0	61.5	59.7	57.3	55.8	62.6	75.7	79.3	77.2	81.1	85.2	87.0	78.4	
58.1	58.5	58.3	57.5	55.8	60.2	70.3	67.6	75.3	77.3	78.7	83.4	76.4	
61.4	57.7	62.5	59.7	67.5	69.0	68.4	64.2	69.3	70.5	74.2	77.8	73.4	
78.0	72.0	66.3	69.0	69.3	61.2	72.2	71.2	83.4	88.7	90.3	92.9	82.8	
78.4	64.1	69.7	69.1	57.1	63.7	63.9	60.6	76.4	80.7	82.1	84.4	79.7	
62.2	61.8	57.7	52.8	52.7	63.5	69.7	72.9	78.3	78.5	79.0	85.8	76.7	
59.2	57.7	55.4	55.4	57.1	61.1	65.9	67.4	71.5	74.7	77.7	80.1	72.5	

中華民國二十八年

Form and Direction of Clouds of every

時 日	6		7		8		9		10		11	
	狀 For.	向 Dir.	狀 For.	向 Dir.	狀 For.	向 Dir.	狀 For.	向 Dir.	狀 For.	向 Dir.	狀 For.	向 Dir.
1	C		C				FK		FK		FK	
2	S						FS	WSW	SK	WSW	SK	WSW
3	C		S		C	W	C		C		SK	W
4	C	WAW	C		C		FK		C		SK	
5	AK	W	AK	W	AK	W	AK	W	AK	W	AK	W
6	SK											
7	N	W	N	E	SK	W	SK	W	SK	W	K	AK
8	SK		SK		SK		SK		SK		SK	W
9	SK	WSW	N	WSW	SK	WSW	SK	ESE	SK	W	SK	W
10	SK	S	S		S		S	WSW	S	WSW	SK	WSW
11	N		N		WAW				K		K	NNP
12	SK	WSW	SK		SK	WAW	K		CS	W	CS	SW
13	C	WAW	C	WNW	C	WNW	SK	W	CS	W	CS	W
14	SK	W	C	W	SK	W	SK	W	CS	W	CS	W
15	SK	WAW	SK	W	SK	W	SK	W	SK	W	SK	W
16	N		N		N		N		N	SW	N	SW
17	N		N		N		N		N		N	
18	S		S		S		S	WSW	SK	WSW	SK	WSW
19	S		S		S		S	WSW	SK	WSW	SK	WSW
20	SK	WSW	SK		SK	WSW	SK	WSW	SK	WSW	SK	WSW
21	SK	W	SK	SW	SK	SW	SK	WSW	SK	WSW	SK	WSW
22	AK	WSW	AK	WSW	AK	WSW	SK	WSW	SK	WSW	SK	WSW
23	C	WSW	AK	WSW	C	WSW	C	WSW	SK	WSW	SK	WSW
24	S	E	S	E	SK	E	SK	E	SK	E	SK	E
25	S	ESE	S	ESE	S	ESE	SK	E	SK	WSW	SK	WSW
26	AK	WSW	AK	WSW	S	SW	SK	SW	SK	WSW	SK	SW
27	S	SW	S	SW	SK	WSW	SK	WSW	SK	WSW	SK	WSW
28	C	NE	S	SW	S	SW	SK	SW	SK	SW	SK	SW
29	S	E	S		N		N	SSE	N		SK	
30	S	S	S	S	SK	S	SK	S	SK	SW	SK	SSW
31	SK	SE	SK	SSW	SK	WSW	SK	WSW	SK	WSW	SK	WSW

五月逐日最多雲狀及雲向

Dep. in the Month of May, 1939.																日期 Date
12		13		14		15		16		17		18		日期 Date		
狀 For.	向 Dir.	狀 For.	向 Dir.	狀 For.	向 Dir.	狀 For.	向 Dir.	狀 For.	向 Dir.	狀 For.	向 Dir.	狀 For.	向 Dir.		日期 Date	
C	W	A	W	SK	W	SK	W	SK	W	SK	W	SK	W	1		
SA	WSW	SK	W	SK	W	SK	W	SK	W	SK	W	SK	W	2		
SK	W	SK	W	SK	W	K	W	K	W	K	W	WVW	K	3		
FE	WNW	SK	W	SK	W	SA	W	SK	W	SK	W	SK	W	4		
AK	W	AK	W	AK	WNW	FK	WNW	FK	W	FK	W	FK	W	5		
SK	WNW	SK	WNW	SK	WNW	K		SK	AK	SK	AK	SK	SK	6		
AK	W	AK	NW	AK	NW	SK		SK	AK	SK	AK	SK	W	7		
SK	W	SK	WSW	SK	WSW	SK		SK	SK	SK	SK	SK	W	8		
SK	WSW	SK	WSW	SK	WSW	SK	WSW	SK	WSW	SK	WSW	SK	WSW	9		
SK	WSW	SK	WSW	SK	WSW	SK	WSW	SK	WSW	SK	WSW	SK	WSW	10		
K		K		K		K		FK	N	K		FK		11		
AK	AK	AK	WSW	AK	WSW	AK	WSW	AK	C	WVW	C	WVW	C	12		
SK	W	SK	W	SK	W	AS	W	AS	S	AS	W	AS	W	13		
CS	W	CS	W	CS	W	N	W	N	W	N	W	N	W	14		
SK	WNW	SK	WNW	SK	WNW	SK	W	SK	W	SK	W	SK	W	15		
N	SW	N	SW	N	SW	S	WSW	N	N	N	N	N	N	16		
N	N	N	N	N	N	N	N	N	N	N	N	N	N	17		
SK	WSW	SK	WSW	SK	WSW	SK	WSW	SK	WSW	SK	WSW	SK	WSW	18		
SK	WSW	SK	WSW	SK	WSW	SK	WSW	SK	WSW	SK	WSW	SK	WSW	19		
SK	WSW	SK	WSW	SK	WSW	K	W	K	N	K	W	K	W	20		
SK	WSW	SK	WSW	SK	WSW	K	WSW	K	WSW	K	WSW	K	WSW	21		
K	WSW	K	WSW	K	WSW	K	WSW	K	WSW	K	WSW	K	WSW	22		
SK	WSW	SK	WSW	SK	WSW	K	WSW	K	WSW	K	WSW	K	WSW	23		
SK	WSW	SK	WSW	SK	WSW	C	SK	E	SK	ESE	SK	ESE	SK	24		
SK	WSW	SK	WSW	SK	WSW	SK	WSW	SK	SSW	SK	WSW	AK	WSW	25		
SK	SW	SK	SW	SK	SW	SK	WSW	SK	WSW	K	WSW	K	WSW	26		
SK	WSW	SK	WSW	SK	WSW	SK	WSW	SK	WSW	K	WSW	K	WSW	27		
SK	SW	SK	SW	SK	SW	SK	WSW	SK	WSW	C	WSW	C	WSW	28		
AS	NE	AK	WSW	AK	WSW	AK	WSW	C	SSW	C	SSW	C	ENE	29		
K	SW	K	ENE	C	ENE	C	ENE	R	SSW	C	ENE	C	ENE	30		
K	WSW	K	W	SK	WSW	K	WSW	SK	WSW	K	WSW	K	WSW	31		

中華民國二十八年

Wind Direction and Wind velocity of

時 H.	6			7			8			9			10			11			12			13		
期 日 D.	向 Dir.	速 Vel.	向 Dir.	速 Vel.	向 Dir.	速 Vel.	向 Dir.	速 Vel.	向 Dir.	速 Vel.	向 Dir.	速 Vel.	向 Dir.	速 Vel.	向 Dir.	速 Vel.	向 Dir.	速 Vel.	向 Dir.	速 Vel.	向 Dir.	速 Vel.		
1	SW	11.5	SW	6.5	SSW	6.7	WSW	3.2	ENE	3.9	ENE	3.3	WSW	4.9	SW	10.7								
2	NE	2.7	SSE	3.9	S	6.3	SW	3.9	ENE	1.9	SW	8.0	SW	11.0	SW	14.4								
3	ENE	6.4	ENE	5.3	E	2.8	WSW	6.3	WSW	6.9	W	12.7	WSW	8.5	W	6.7								
4	SSW	6.2	SW	6.1	SSW	6.2	SSW	10.4	W	9.8	WSW	15.2	WSW	14.2	SW	12.5								
5	SW	10.9	SW	9.2	SW	2.9	WSW	17.1	WSW	16.6	SW	16.7	SW	18.9	SW	18.2								
6	NE	9.2	NE	9.9	NE	9.9	NE	8.6	NE	8.0	NE	7.6	NE	1.0	NE	8.1								
7	NE	9.0	NE	6.9	NE	7.9	ENE	6.0	NE	8.9	E	1.1	NE	0.1	SW	2.6								
8	NE	4.7	NNE	8.5	N	5.4	C	0.0	SE	5.4	ENE	1.7	ENE	0.5	WSW	0.4								
9	SSW	6.5	SW	8.0	SW	6.5	SW	4.8	SW	8.2	SW	7.6	SSW	9.5	SW	13.9								
10	SW	11.6	SW	9.8	SW	10.2	SW	10.7	SW	10.1	SW	15.9	SW	12.7	SW	11.2								
11	NE	10.2	NE	8.6	NNE	7.7	NE	7.0	NNE	5.6	E	5.5	N	2.5	W	5.6								
12	NNE	4.5	NE	9.1	NE	11.6	E	9.5	E	9.8	E	4.8	ENE	8.5	NE	6.1								
13	SW	4.2	SW	7.0	SW	3.7	SW	3.9	SW	11.6	SW	5.4	SW	8.7	SW	4.7								
14	SSW	6.2	S	2.8	C	0.0	SW	9.2	W	9.4	W	10.0	W	6.9	NE	4.5								
15	C	0.0	S	2.2	SW	3.4	SW	6.6	SW	8.5	WSW	8.6	WSW	8.2	NE	6.4								
16	SSW	6.3	SW	7.6	SW	7.3	SSW	6.0	SSW	3.7	SSW	6.9	SSW	9.8	SSW	6.5								
17	NE	9.1	NE	9.7	NE	11.1	NNE	6.2	NNE	9.9	NE	8.6	NE	9.8	NE	8.3								
18	C	0.0	W	7.6	SSW	7.0	SW	7.0	SW	7.3	C	0.0	NE	0.9	SW	4.3								
19	SW	6.7	SW	6.5	SW	7.4	SW	8.2	WSW	9.0	SW	0.2	SW	10.5	SW	6.7								
20	SW	8.6	SW	7.9	SW	5.6	SW	8.4	W	2.6	NW	0.6	SW	5.7	W	5.9								
21	S	6.3	S	5.1	S	3.6	SW	5.3	SW	6.3	SW	9.1	SW	8.0	SW	9.8								
22	SW	8.4	SW	4.3	SW	6.2	SW	7.5	SW	8.7	WSW	8.6	WSW	8.8	SW	10.2								
23	SSW	7.6	SSW	6.3	SW	7.0	SW	7.5	SW	8.6	SW	9.9	SW	7.2	SW	10.2								
24	E	12.0	E	9.3	E	9.8	ENE	12.7	ENE	10.2	ENE	9.2	ENE	11.2	E	9.5								
25	E	8.1	E	10.2	E	6.9	ESE	2.9	N	2.4	WAW	2.4	WSW	7.9	SW	5.2								
26	S	6.9	SW	6.5	SW	6.7	SW	7.2	SW	6.6	SW	8.4	SW	9.3	SW	10.8								
27	SSW	3.4	SSW	4.2	WSW	6.9	SW	1.9	WSW	4.8	WSW	7.9	SW	4.0	NW	7.0								
28	SSW	5.0	S	1.0	S	0.6	SW	6.4	WSW	4.6	S	4.9	SE	8.6	E	7.6								
29	ESE	3.4	S	2.7	SE	2.7	SSE	3.4	SE	1.5	ENE	1.6	SE	2.6	SSE	7.2								
30	SSE	2.4	S	4.9	S	6.2	S	4.1	SSW	3.4	S	6.8	SSW	6.5	SE	6.6								
31	SSW	7.7	SSW	8.2	SSW	6.9	SSW	8.4	SW	2.6	WSW	6.1	WSW	6.7	WSW	3.9								
平均 Mean		6.8		6.7		6.4		6.6		7.0		7.2		7.5		8.0								

五月逐日風向及風速 (m/s)

every Day in the Month of May, 1939. (m/s)

14		15		16		17		18		19		20		21		平均 Mean
向 Dir.	速 Vel.	向 Dir.	速 Vel.	向 Dir.	速 Vel.	向 Dir.	速 Vel.	向 Dir.	速 Vel.	向 Dir.	速 Vel.	向 Dir.	速 Vel.	向 Dir.	速 Vel.	
WSW	9.5	SSE	9.2	S	8.2	S	6.5	S	8.3	S	7.7	S	9.2	S	7.3	7.3
SW	15.8	SSW	11.9	SW	14.1	WSW	13.0	SW	9.9	SW	12.1	WSW	11.3	WSW	7.9	9.2
SW	13.9	W	12.2	SW	6.7	W	9.7	SW	9.9	SSW	9.8	SSW	9.9	SW	9.7	8.7
SW	13.2	SW	12.7	SW	13.3	SW	12.0	SW	11.5	SSW	11.7	SW	14.4	SW	11.4	11.3
SW	14.5	SW	17.3	SW	12.9	WSW	18.5	SW	13.2	SW	11.1	SW	10.8	SW	7.1	13.6
NE	6.3	NE	4.5	NE	5.5	ENE	2.8	NE	6.6	NE	9.5	NE	10.2	NE	10.8	7.4
SSW	1.2	NE	0.1	NE	0.1	NE	0.3	N	1.3	S	2.6	SSW	3.1	E	7.6	3.7
E	3.2	ENE	1.0	NNE	4.9	NE	2.1	NE	1.4	S	6.2	SSW	7.0	SSW	5.1	3.8
SW	10.2	SW	13.9	SW	11.6	SW	9.5	SW	11.2	SSW	9.3	SW	12.1	SW	9.4	9.5
SSW	11.4	SW	13.2	SW	11.9	SW	11.5	SSW	13.0	SW	14.2	SW	8.7	SSW	7.3	11.5
SW	7.1	SW	10.8	SW	8.0	SW	7.9	SW	7.4	WSW	9.6	WSW	10.2	SW	9.3	7.7
ENE	5.6	E	0.9	SSE	4.2	S	5.3	S	7.5	S	7.6	S	8.1	S	11.3	7.1
SW	9.3	SW	9.8	SW	11.1	SW	11.6	SW	9.7	SSW	9.9	SW	10.9	SW	8.7	8.4
NNE	2.1	W	3.1	NNE	7.3	ENE	6.1	ENE	8.0	ENE	9.1	E	6.8	S	6.3	6.1
S	6.6	S	5.8	S	9.3	SSE	9.7	SSW	8.0	SW	8.0	ENE	1.7	SSE	0.6	5.9
S	6.6	SW	7.2	ESR	1.7	SSW	4.2	W	4.4	ENE	5.3	E	8.1	ENE	7.9	6.3
NNE	6.1	NNE	5.0	NNE	8.5	NNE	19.5	NE	11.1	ENE	8.9	NE	11.1	NE	10.1	9.0
SW	7.3	WSW	9.5	WSW	8.7	WSW	8.2	SW	11.5	SW	7.7	SW	9.4	SW	9.9	6.6
SW	7.7	WSW	7.0	WSW	8.6	SW	9.9	SW	8.5	SW	7.3	SW	13.1	SW	14.3	8.9
SW	6.5	WSW	9.1	SW	9.9	WSW	7.9	SW	10.8	SW	10.5	SW	10.6	SW	13.6	7.8
WSW	10.7	SW	8.5	SW	8.4	SW	8.9	SW	8.1	SW	12.6	SW	8.4	SW	11.0	8.1
SW	10.2	WSW	9.7	SW	8.2	WSW	8.5	WSW	9.9	SW	9.6	SW	10.1	SW	9.6	8.4
W	9.4	WSW	10.3	WSW	13.7	SW	11.3	WSW	10.5	SW	7.9	SW	11.5	ENE	9.2	9.3
E	10.4	E	10.9	E	12.3	E	14.1	E	13.7	E	13.6	E	13.7	E	12.1	11.5
S	0.6	S	4.5	SW	3.9	SW	1.7	S	5.8	S	9.8	S	5.7	S	8.2	5.4
SSW	9.6	SW	10.1	SW	7.9	SW	2.7	SW	10.3	SSW	7.7	SSW	9.6	SSW	8.6	8.5
SSW	7.0	SW	5.1	SSW	6.0	SSW	10.9	S	9.2	S	9.3	SSW	9.2	SSW	11.2	6.8
E	4.7	S	8.3	SSW	6.0	SSW	6.4	SSW	11.0	SSW	8.1	S	11.4	S	9.3	6.5
SSW	5.1	S	2.0	S	4.2	SSE	7.8	SE	10.1	SSW	8.5	SE	8.0	SE	7.7	4.0
SE	4.5	SE	9.3	S	8.9	S	4.8	SSW	6.8	SSE	8.0	SE	9.7	S	12.7	6.6
SW	8.7	SW	6.3	WSW	8.1	SSW	0.6	SW	8.3	SSW	8.2	S	10.5	S	9.5	6.9
A.	7.9		8.0		8.2		8.1		9.0		9.1		9.5		9.2	7.8

中華民國二十八年

Precipitation Amount at every Hour of Day,

時日 H D.	Precipitation Amount at every Hour of Day,											
	0-1	1-2	2-3	3-4	4-5	5-6	6-7	7-8	8-9	9-10	10-11	11-12
1												
2												
3												
4												
5												
6												
7	T	0.4	0.3	0.3			0.3	T	0.1			
8							T			T	T	
9							0.9	T				
10												
11	T	4.5	4.3	0.3	0.8	0.5	0.8	0.1				
12												
13					0.8							
14						0.2						
15												
16		T	0.1			0.6	0.8	T	0.1	0.1	0.2	1.4
17	8.1	5.9	1.8	0.2	1.3	4.7	2.8	4.4	6.5	2.3	2.0	0.7
18	T	0.1	0.1	T	0.1	T				T	T	T
19												
20												
21												
22												
23												
24												
25												
26											0.6	
27												
28												
29								2.3	19.4	4.5	2.3	
30	5.8	1.7	2.3									
31												
總計 Total	13.9	12.6	8.9	0.8	3.0	6.0	5.6	6.8	26.1	6.9	5.1	2.1

五月逐日各時降水量 (mm)

in the Month of May, 1939. (mm)											總計 Total	
12-13	13-14	14-15	15-16	16-17	17-18	18-19	19-20	20-21	21-22	22-23		23-24
						0.4	T				0.4	0.8
												1.4
					T	T						T
											0.2	0.9
												0.2
												11.3
	T											T
	T	0.1	0.1			T	0.3	0.4				1.0
	T	T	T	T	1.1	4.0	4.1	T		0.1	T	9.3
0.2	1.8	0.1		0.4	0.4	0.2	0.2	0.1	0.3	0.9	1.8	9.7
2.5	1.3	2.9	1.8	0.2	T							19.1
												0.3
												0.6
												28.5
												9.8
											0.2	0.2
2.7	3.1	3.1	1.9	0.6	1.5	4.6	4.6	0.5	0.3	1.0	2.6	124.3

中華民國二十八年五月

Daily Values of Meteorological Elements

日期 Date	氣壓 pressure (500mm ⁻¹)	溫度 Temperature (°C)					草溫 Grass Temp. (°C)	濕度 Humidity		雲量 Amount of cloud 0-10
		平均 Mean	最高 Max.	最低 Min.	較差 Range	地面 Earth Surface		絕對 Absolute min	相對 Relative %	
1	73.54	17.6	24.0	12.5	11.5	22.1	12.5	6.95	46.8	4.3
2	74.31	17.2	24.2	10.6	13.4	21.0	9.8	8.00	57.8	5.4
3	73.91	17.8	24.3	10.9	13.4	22.4	9.7	7.62	53.2	4.9
4	73.67	16.9	23.5	12.3	11.2	20.1	9.1	7.25	52.0	4.6
5	73.47	17.0	23.4	12.5	10.9	20.1	12.0	6.36	45.0	6.1
6	74.63	15.0	22.1	10.5	11.6	18.2	9.5	7.70	61.5	8.3
7	75.30	15.2	22.3	9.5	12.7	18.5	7.0	6.58	51.7	8.7
8	76.13	13.7	18.2	10.7	7.3	13.7	9.5	7.34	62.8	10.0
9	73.52	12.6	18.3	9.7	8.6	14.6	9.5	9.00	82.6	9.8
10	71.56	13.1	20.3	9.0	11.3	15.6	8.9	8.59	78.6	9.3
11	73.38	12.9	19.7	5.7	14.0	16.4	5.2	7.45	69.9	3.5
12	74.27	13.2	21.7	9.8	11.9	18.5	6.6	8.37	63.5	7.9
13	74.15	16.0	21.4	11.0	10.4	19.3	9.4	9.25	68.6	9.9
14	74.29	14.7	21.0	11.8	9.2	17.5	10.8	10.12	81.4	9.9
15	73.67	14.2	20.3	11.1	9.2	17.2	10.6	10.43	86.6	9.6
16	72.84	13.1	16.1	10.8	5.3	14.0	10.7	11.64	97.4	10.0
17	71.80	10.3	11.2	9.5	1.7	10.6	9.5	9.41	100.0	10.0
18	72.16	12.1	15.6	8.7	6.9	14.0	8.6	9.31	88.5	10.0
19	71.39	13.4	21.0	10.6	10.4	17.6	10.1	10.34	80.3	8.3
20	71.54	17.1	23.0	12.0	11.0	20.5	11.5	10.77	80.3	6.6
21	71.53	17.6	23.3	13.1	9.9	20.2	10.9	11.01	73.7	7.5
22	71.76	18.9	23.3	14.3	11.0	22.2	13.8	10.83	68.3	7.5
23	72.57	19.1	26.0	14.3	11.7	22.7	13.8	10.87	68.0	7.5
24	74.17	14.5	19.7	11.4	8.3	17.1	11.2	10.01	81.5	7.8
25	74.06	14.9	18.7	11.0	7.7	17.7	11.0	10.14	80.8	9.1
26	72.10	16.7	22.4	12.7	9.7	19.2	12.5	11.15	78.4	7.7
27	72.60	17.9	23.3	13.7	9.6	21.0	15.2	11.55	76.4	7.5
28	71.96	18.6	23.2	14.2	11.0	21.9	13.6	11.93	75.4	7.4
29	72.54	17.8	22.3	14.7	7.8	19.5	13.2	12.53	82.8	9.3
30	73.22	14.2	23.8	14.0	9.8	21.3	13.5	12.24	79.7	8.5
31	74.11	19.0	25.0	15.3	9.7	22.0	14.4	12.38	76.7	7.9
總數或平均 T. or M.	73.22	15.8	21.5	11.6	9.9	18.7	10.7	9.57	72.5	7.9

逐日氣象平均要素表

In the Month of *May*, 1939.

日照時數 Duration of Sunshine h	太陽熱力 Solar Radiation (°C)		風 Wind		降水量 Precipitation		離見度 Vis.	蒸發量 Amount of Ecap. mm	雜項 Miscell- aneous Informa- tions
	黑球 B. bulb	白球 W. bulb	平均速 Mean vel. m/s	最多向 Dir. Dirn	量 Amt. mm	時數 Dur. h			
9.4	48.8	38.2	7.3	S			6.8	10.0	
10.7	48.2	35.0	9.2	SW			6.2	8.6	☁
11.2	50.3	34.1	8.7	SW			6.8	9.0	☁
10.2	51.3	38.7	11.3	SW			6.7	6.8	☁
10.3	50.5	41.5	12.6	SW			6.8	12.8	☁
6.1	51.1	42.2	7.2	NE	0.9	1.4	7.9	6.1	
5.6	49.0	31.5	3.7	NE	1.4	1.9	7.9	6.7	☁
0.8	46.4	33.4	3.8	NE	T		7.7	3.4	☁
2.8	46.7	38.9	9.5	SW	0.9	0.3	7.6	2.7	☁
4.4	46.9	33.1	11.5	SW	0.2	0.2	6.3	4.0	☁
10.8	43.8	34.0	7.7	SW	11.3	6.3	8.2	4.7	☁
11.8	47.2	32.9	7.1	S			8.4	6.2	☁
8.1	44.3	33.2	8.4	SW	T		8.2	5.9	☁
6.3	46.7	34.7	6.1	W	1.9	2.4	6.4	2.9	☁
5.4	48.2	31.8	5.9	SW	9.3	3.0	7.4	2.2	☁
0.1	35.0	27.5	6.3	SSW	2.7	14.4	2.8	0.4	☁
0.0			9.0	NE	49.4	17.0	0.0	0.0	☁
0.6	38.3	27.2	6.6	SW	0.3	3.0	8.2	1.5	☁
5.9	42.2	35.3	8.9	SW			6.9	3.8	☁
9.8	57.1	35.3	7.8	SW			8.5	4.7	☁
9.7	49.8	36.7	8.1	SW			7.5	4.9	☁
10.9	52.6	39.7	8.4	SW			7.7	6.7	☁
11.1	52.1	37.8	9.3	WSW			8.2	7.4	☁
8.5	47.3	32.9	11.5	E			9.0	4.2	☁
1.5	39.7	28.2	5.4	S			8.1	2.9	☁
7.8	49.8	36.2	8.5	SW	0.6	0.3	8.2	3.8	☁
7.6	52.3	38.7	6.8	SSW			8.7	4.6	☁
8.8	56.4	40.5	6.5	S			7.9	5.0	☁
5.1	47.4	36.5	4.9	SE	28.5	2.9	7.2	2.6	☁
10.4	47.8	33.0	6.6	S	8.8	2.3	8.3	4.0	☁
10.9	49.3	34.5	6.9	SSW	0.2	0.1	8.5	4.4	☁
226.0	1455.8	1051.4	7.8		124.3	55.7	7.3	155.9	

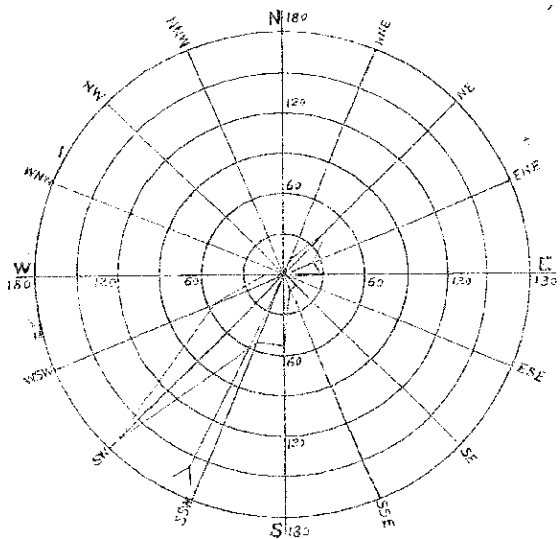
中華民國二十八年五月逐日能見度 (0-9)

Visibility of every Day, in the month of May, 1939, (0-9)

日 D.	6	7	8	9	10	11	12	13	14	15	16	17	18	平均 Mean
1	6	6	5	5	6	7	8	8	8	8	7	7	7	6.8
2	6	6	5	5	6	6	5	5	5	5	7	7	7	6.6
3	5	5	5	6	6	7	8	8	8	8	8	8	8	6.6
4	5	5	5	6	6	7	8	7	7	8	8	8	8	6.7
5	5	5	5	6	6	6	7	8	8	8	8	8	8	6.6
6	7	8	8	8	8	8	8	8	8	8	8	8	8	7.9
7	8	8	8	8	8	8	8	8	8	8	8	8	8	7.9
8	7	7	8	7	7	7	8	8	8	7	8	8	8	7.6
9	7	7	7	7	7	8	8	8	7	8	8	8	8	7.6
10	0	0	0	7	8	8	8	8	8	8	8	8	8	6.1
11	6	8	8	8	8	8	8	9	9	8	8	8	8	8.2
12	8	8	7	8	8	9	8	8	8	8	9	9	9	8.4
13	9	9	9	9	8	8	8	8	8	8	8	8	8	8.2
14	8	7	7	8	8	8	8	8	8	6	7	0	6	6.8
15	8	8	8	8	8	8	8	8	8	8	8	8	8	7.4
16	0	0	0	0	8	6	7	8	2	6	0	0	0	2.8
17	0	0	0	0	0	0	0	0	0	0	0	0	0	0.0
18	9	2	2	8	8	8	9	9	9	9	9	9	9	8.2
19	0	0	2	8	8	8	9	9	9	9	9	9	9	6.9
20	8	8	7	7	8	9	9	9	9	9	9	9	9	8.5
21	8	7	6	7	7	7	8	8	8	8	8	8	8	7.5
22	7	7	7	7	7	8	8	8	8	8	8	8	8	7.7
23	7	7	7	7	7	8	8	9	9	9	9	9	9	8.2
24	9	9	9	9	9	9	9	9	9	9	9	9	9	9.0
25	8	8	8	8	8	8	8	8	9	9	9	9	9	8.1
26	7	8	8	8	8	8	8	8	8	9	9	9	9	8.2
27	8	7	8	8	8	9	9	9	9	9	9	9	9	8.7
28	7	7	7	8	8	8	8	8	9	9	9	9	9	7.9
29	7	7	3	3	5	7	8	8	9	9	9	9	9	7.2
30	6	6	8	8	8	9	9	9	9	9	9	9	9	8.3
31	7	7	8	8	9	9	9	9	9	9	9	9	9	8.5
平均 Mean	6.3	5.9	6.2	6.7	7.4	7.6	7.6	7.9	7.8	8.0	7.5	7.7	7.5	7.3

中華民國二十八年五月海風向圖

Wind Rose for May, 1939.



風向次數
Frequency

合成風向
Resultant Direction

方向 Dir.	N	NNE	NE	ENE	E	ESE	SE	SSE	S	SSW	SW	WSW	W	WNW	NW	NNW	V	C
次數 Frequency	4	12	46	22	23	4	12	12	53	54	171	54	15	1	1			5
百分數 %	0.8	2.4	9.3	4.8	5.1	0.8	2.4	2.4	10.7	10.9	34.5	10.9	3.0	0.2	0.2			100

本刊已領得
內政部雜誌登記證
警字第七〇三六號

立 省 南 雲
明 候 測 昆

氣 象 月 報

龔 自 知 題



第 四 卷 第 六 期

中 華 民 國 二 十 八 年 六 月 份

MONTHLY METEOROLOGICAL BULLETIN

OF

METEOROLOGICAL STATION OF YUNNAN PROVINCE,

KUNMING.

June, 1939.

VOL. 4, NO. 6.

目 次 頁

	<i>Table of Contents</i>	<i>page</i>
凡 例	<i>Explanatory Remarks.</i>	1
本月份天氣概況	<i>A Summary of Weather Conditions, during the Month of June, 1939.</i>	2
本月份氣象概要	<i>Monthly Summary.</i>	3
氣 壓	<i>Barometric Pressure.</i>	4-5
氣 溫	<i>Air Temperature.</i>	6-7
地 面 溫	<i>Earth Temperature on the surface.</i>	8-9
地 內 溫	<i>Earth Temperature.</i>	10
雲 量	<i>Cloud Amount.</i>	11
絕對濕度	<i>Absolute Humidity.</i>	12-13
相對濕度	<i>Relative Humidity.</i>	14-15
雲狀與雲向	<i>Cloud: Forms and Direction.</i>	16-17
風向及風速	<i>Wind Direction and Velocity.</i>	18-19
降 水 量	<i>Precipitation.</i>	20-21
逐日氣象平均要素	<i>Daily Values of Meteorological Elements.</i>	22-23
能 見 度	<i>Visibility.</i>	24
各項氣象要素逐日總匯圖	<i>March of Different Meteorological Elements.</i>	25
風 向 圖	<i>Wind Rose.</i>	26

民國二十八年六月昆明天氣概況：

一 得

本月雨水，頗為充沛，總量 250.8m.m. ，比之昆明市二十三年來同月平均之標準雨量 193.3m.m. ，偏多 $+57.5\text{m.m.}$ ，較諸去年同地之雨量 185.0m.m. ，則多 $+65.8\text{m.m.}$ ，豐田栽培早業，宜為喜悅預兆！

本月氣溫平均 15°C ，按六月份飛機觀氣紀錄，太華山巔比昆明市氣溫應減 3.4°C ，昆明市歷年同月氣溫平均標準數為 19.7°C ，本年偏涼至 -1.3°C ；比去年同地之溫度，莫不偏低；極端最高 -2.6°C ，極端最低 -4°C ，最高平均 -2.7°C ，最低平均 -4.5°C ，逐日各時平均 -1.5°C ；比昆明市同時氣溫，厥高度訂正，亦低 -0.9°C ，似因濕霧陰雨日多所致。

本月相對濕度特大，平均 91.7% ，比歷年同月平均 70.9% 大 20.8% ；比去年同月平均 67.3% ，亦大 4.4% ；又本月合成風向，為 S 偏 E ，與往年之 S 偏 W 者迥異！風向頻度，本月比往年 SW 之微限之風減少， NE 風增多，及見本月巔高氣壓，與北太平洋高氣壓，相逐發展，而熱帶氣壓不脫，低氣壓準，被阻停滯，故風向偏東，不連續而長延，濕低濕大，易成雨也。

上半月除五月二十九日雷雨之後，接續十九日，兩晝連續，彷彿長江中下游之梅雨，其間雷雨五日，惟一日之雨量最多，日內得 90.9m.m. ，計得 26.3m.m. ，昆明市氣溫特高 29.7°C ，始雷雨也；三日，午 ENE 風甚疾；五日，氣溫極低最低 6.3°C ，昆明市亦低至 13°C ，趨涼殊劇！四日，霖雨滂沱，氣壓與氣溫皆降；五日，午甚稍霽，二日至五日，總降雨 40m.m. 。

六日，風轉 SSW ，九時氣壓極高 575.95m.m. （未始高度訂正）十五時在雨，同時金沙江上空發生大雷雨；七日，午後長風又細雨；八日，八時風向偏東，霖雨竟日；九日，風速 SW ，午後稍霽，入夜復雨；十日，十七時雷雨，十八時風轉 NE ，為低氣壓，交旋風烈；五日內總得雨量 47m.m. 。

十一日至十三日，風多 ENE ，陰雨連綿，十三日午後風由 ENE 轉 E ， SE ， S ，最低氣壓中心亦已過昆明之北；十四日至十六日，風向 SW ，霖雨細雨；六日內總計雨量 31.7m.m. ；十七日，十八日，雨日天陰，雲霧閃近；計上半月共得雨量 209.6m.m. ，豐水區域已畢，水有餘裕矣！

十八日，氣溫最高 23.3°C ，海寧 季生低壓；二十時風向又變 NE ，十九日，陣雨，涼雷；二十日，十五時，氣壓極低 568.96m.m. ，市區有雷雨；兩日內總計雨量 17.6m.m. ；二十一日，天陰有涼風；二十二日，二十三日，風轉 SW ，氣壓仍低，兩日內得降雨 6.6m.m. ；二十四日，天陰，晨霧；二十五日，陣雨 12.9m.m. ，驟涼至矣。

二十六七日天陰；二十八日，半夜雨；二十九日，風轉 NE ，午時雷雨；三十日，午夜雨，三日內共得量 4.9m.m. ，下半月除兩晝涼，雨量不及上半月百分之二，雨水尚極調勻，情乎無晴天氣增濕也。

中華民國廿八年六月氣象綱要

Monthly Summary for June, 1939.

	氣壓	Air Pressure
極端最高	Extreme maximum	575.95m.m. 在 6日 9時 on 6th. 9h.
極端最低	Extreme minimum	568.95m.m. 在 26日 15時 on 26th. 15h.
平均	Mean	572.94m.m.

	氣溫	Air Temperature
極端最高	Extreme maximum	23.3°C. 在 18日 on 18th.
極端最低	Extreme minimum	8.3°C. 在 3日 on 3rd.
最高平均	Mean maximum	18.8°C.
最低平均	Mean minimum	12.3°C.
平均	Mean	15.0°C.

	風	Wind
最大氣速	Maximum velocity	16.6m/s 在 2日 12時 on 2nd 12h.
合成風向	Resultant direction	S 50° 32' 38" E.

	降水量	Precipitation
雨量	Rainfall	250.8m.m.
一日最多量	Greatest in 24 hours	90.9m.m. 在 1日 on 1st.
一時最多量	Greatest in 1 hour	26.5m.m. 在 1日 1—2時 on 1st. 1—2h.

	雜項	Miscellaneous Informations
陰天日數	cloudy days	6
雨天日數	Rainy days	24
有雷雨日數	Days with thunderstorm	1
有濃霧日數	Days with thick fog	20
有霧日數	Days with fog	5
有低霧日數	Days with ground fog	11
有露日數	Days with dew	3
有雷日數	Days with thunder	6
有閃電日數	Days with lightning	8
有日暈日數	Days with solar halo	4
有日華日數	Days with solar corona	3
有月華日數	Days with lunar corona	1
有虹日數	Days with rainbow	5

中華民國二十八年

Barometre Pressure at every hour of

日 月 年	1	2	3	4	5	6	7	8	9	10	11	子 午 Noon
1	74.41	74.39	74.37	74.34	74.32	74.36	75.09	75.40	75.52	75.58	75.34	74.89
2	74.61	74.40	74.24	74.08	74.07	74.31	74.42	74.55	74.84	75.10	74.90	74.79
3	73.73	73.46	73.04	72.82	72.86	72.89	72.92	73.24	73.44	73.54	73.41	75.16
4	73.35	43.10	73.00	73.00	73.00	73.10	73.22	73.65	74.02	74.22	74.08	74.95
5	74.10	74.00	73.85	73.80	73.90	74.24	74.61	74.90	74.86	75.00	74.89	74.77
6	75.08	75.03	75.03	75.03	75.03	75.13	75.61	75.77	75.95	75.93	75.71	75.57
7	74.94	74.72	74.55	74.53	74.52	74.55	74.72	74.80	75.06	74.82	74.61	74.08
8	74.11	73.89	73.78	73.72	73.76	73.90	74.29	74.51	74.75	74.60	74.72	74.48
9	74.55	74.16	73.72	73.62	73.58	73.83	74.15	74.20	74.26	74.13	73.87	73.75
10	72.94	72.59	42.54	72.44	72.41	72.54	72.74	73.04	73.22	73.04	72.97	72.64
11	73.43	73.12	73.06	73.06	73.15	73.30	73.79	74.09	74.45	74.42	74.16	73.91
12	72.78	72.76	72.77	72.77	72.77	72.77	73.07	73.14	73.31	73.30	73.38	73.17
13	73.13	72.89	72.60	72.51	72.53	72.75	72.9.	73.15	73.15	73.22	73.17	73.13
14	72.19	71.8.	71.54	71.52	71.50	71.62	72.22	72.41	72.48	72.57	72.51	72.31
15	72.70	72.50	72.40	72.35	72.35	72.40	72.69	72.98	73.38	73.24	73.12	73.09
16	72.76	72.62	72.54	72.51	72.47	72.44	72.43	72.90	73.09	73.18	73.15	73.12
17	72.57	72.3.	72.26	72.23	72.15	71.94	72.29	72.57	72.74	72.71	72.59	72.14
18	71.92	71.83	71.56	71.32	71.19	71.39	71.36	72.08	72.42	72.40	72.36	72.11
19	72.41	71.9.	71.69	71.65	71.62	71.69	72.09	72.39	72.36	72.20	72.64	71.74
20	71.22	71.12	70.94	70.83	70.78	70.72	70.61	71.20	71.31	71.17	71.13	71.21
21	71.23	71.24	71.07	71.08	71.10	71.41	71.35	71.75	72.00	71.75	71.70	71.58
22	70.59	70.56	70.57	70.56	70.55	70.55	70.75	71.04	71.20	71.18	71.14	70.91
23	71.09	70.89	70.81	70.76	70.73	70.76	70.84	71.13	71.21	71.17	71.14	70.90
24	71.44	71.18	71.21	71.20	71.21	71.40	71.60	71.88	72.3	72.41	72.69	72.66
25	72.60	72.46	72.44	72.44	72.42	72.79	72.92	73.38	73.77	73.76	73.74	73.60
26	72.55	72.19	72.13	72.06	72.00	71.84	72.64	72.73	72.76	72.79	72.58	72.55
27	72.22	72.08	71.93	71.69	71.54	71.72	72.02	72.39	72.58	72.58	72.34	72.30
28	71.68	71.43	71.66	71.38	71.34	71.31	71.60	71.89	72.18	72.19	72.16	71.91
29	72.01	71.68	71.25	71.11	71.02	71.34	71.64	72.06	72.16	72.12	72.17	71.92
30	71.88	71.68	71.43	71.38	71.33	71.28	71.77	72.15	72.21	72.44	72.38	72.03
平均 Mean	72.81	72.61	72.47	72.46	72.38	72.50	72.77	73.05	73.24	73.24	73.14	72.95

六月逐日各時氣壓 (500m.m.+)

Day, in the Month of June, 1939. (500m.m.+)

13	14	15	16	17	18	19	20	21	22	23	于夜 Midn.	平均 Mean
74.38	73.98	73.35	73.42	73.52	73.54	73.92	74.18	74.55	74.64	74.68	74.62	74.46
74.28	73.65	73.33	73.00	72.89	73.00	73.32	73.87	74.10	74.23	74.16	74.15	74.10
72.74	72.41	72.10	71.67	71.96	72.16	72.57	72.86	73.17	73.45	73.60	73.59	72.95
73.62	73.50	73.26	72.84	72.92	73.11	73.42	73.92	74.20	74.30	74.40	74.30	73.57
74.56	74.21	73.76	73.48	73.55	73.75	74.05	74.47	74.68	74.98	75.08	75.08	74.36
75.03	74.71	74.50	74.40	74.10	74.50	74.68	74.82	75.02	75.14	75.17	75.15	75.09
73.77	73.57	73.25	73.13	73.12	73.23	73.36	73.50	73.83	74.19	74.18	74.17	74.13
74.10	73.91	73.72	73.74	73.94	73.95	73.97	74.58	74.98	75.09	74.94	74.85	74.27
73.30	73.05	72.50	72.21	71.88	71.98	72.38	72.78	72.89	72.91	72.99	72.99	73.32
72.10	71.76	71.35	71.22	71.50	71.52	72.55	73.08	73.25	73.44	73.59	73.73	72.59
73.57	73.45	73.27	73.04	72.84	72.84	72.94	72.97	72.96	73.18	73.18	73.13	73.39
72.87	72.57	72.46	72.27	72.27	72.48	72.62	72.98	73.27	73.39	73.45	73.36	72.91
72.77	72.22	72.09	71.88	71.88	71.88	72.08	72.47	72.58	72.66	72.63	72.45	72.62
71.88	71.75	71.24	71.10	71.19	71.45	71.58	71.70	72.82	72.60	72.80	72.75	71.97
72.64	72.29	71.97	71.64	71.42	71.63	71.73	72.05	72.69	72.91	72.98	71.81	72.46
72.89	72.65	72.33	71.93	71.82	71.50	71.73	72.16	72.49	72.76	72.78	72.70	72.54
71.93	71.60	71.45	71.43	71.12	71.11	71.21	71.45	71.48	71.77	71.98	71.95	71.95
71.87	71.45	71.23	71.03	70.92	71.23	71.66	71.92	72.20	72.36	72.51	72.44	71.79
71.31	71.08	70.63	70.19	69.95	70.13	70.43	70.65	71.09	71.22	71.46	71.40	71.42
70.69	70.30	68.96	69.91	70.00	70.02	70.24	70.64	71.15	71.19	71.20	71.22	70.75
70.93	70.51	70.20	69.91	69.88	69.89	70.10	70.51	70.52	70.62	70.61	70.59	70.90
70.51	70.24	70.07	69.82	69.75	69.49	70.22	70.42	70.75	70.82	70.94	71.14	70.58
70.60	70.48	70.28	70.09	70.00	70.10	70.42	70.65	70.76	71.26	71.28	71.47	70.78
72.42	72.20	72.00	71.79	71.49	71.50	71.83	72.14	72.57	72.80	72.78	72.76	71.98
73.47	73.09	72.39	72.29	71.60	71.70	71.92	72.43	72.85	72.94	72.93	72.72	72.79
72.20	71.70	71.17	70.95	70.56	70.84	71.05	71.19	71.90	72.15	72.41	72.26	71.99
71.99	71.87	71.31	71.03	71.03	70.93	70.96	71.10	71.61	71.76	71.74	71.71	71.77
71.67	71.49	70.87	70.35	70.33	70.43	70.66	71.29	71.69	72.05	72.13	72.09	71.50
71.66	71.31	70.98	70.74	70.73	70.85	71.18	71.58	71.72	71.77	72.02	71.97	71.55
71.71	71.39	71.13	70.99	70.75	70.73	71.23	71.55	71.96	72.41	72.52	72.50	71.70
72.59	72.25	71.91	71.71	71.63	71.73	72.00	72.34	72.64	72.83	72.90	72.83	72.54

中華民國二十八年

Air Temperature at over 1000 ft

H D	N E	Air Temperature at over 1000 ft											中 午 Noon
		1	2	3	4	5	6	7	8	9	10	11	
1		15.0	15.1	15.0	15.3	14.8	14.5	14.8	15.0	15.0	14.4	15.1	16.1
2		9.9	9.7	9.6	9.3	9.2	9.2	9.4	9.3	9.4	9.4	9.6	10.0
3		9.5	9.5	9.2	9.1	9.0	8.8	8.7	8.8	9.1	9.5	10.6	10.7
4		10.7	10.7	10.6	10.5	10.5	10.5	11.3	10.6	10.9	11.1	11.5	12.0
5		12.8	12.8	12.8	12.6	12.6	12.6	12.9	13.2	14.4	13.9	14.2	14.8
6		14.7	14.3	14.2	14.2	14.0	14.0	15.0	15.3	15.6	16.2	17.2	19.4
7		15.3	15.2	15.1	15.0	14.9	14.6	14.7	15.6	16.3	16.3	18.3	19.8
8		15.1	15.0	14.9	14.8	14.7	14.6	15.1	15.9	11.6	10.9	11.0	11.3
9		10.6	10.7	10.7	10.7	10.7	10.7	11.0	11.4	12.0	13.1	14.0	14.0
10		14.4	14.4	14.4	14.3	14.3	14.2	14.4	14.6	15.4	16.0	16.6	16.3
11		9.2	9.8	9.8	9.7	9.7	9.8	9.9	10.2	10.9	11.4	12.8	14.6
12		12.2	12.0	11.8	11.6	11.6	12.0	12.7	13.8	13.2	14.0	13.8	13.2
13		11.6	11.0	10.8	11.0	11.0	11.0	11.2	11.4	11.6	12.3	12.8	13.4
14		14.0	13.5	13.8	13.8	13.7	13.8	14.0	14.2	14.4	15.2	15.6	15.6
15		14.6	14.5	14.5	14.4	14.4	14.4	14.5	15.0	15.2	16.6	17.7	19.4
16		14.6	14.4	14.1	14.0	14.0	14.0	14.5	14.9	15.6	17.2	17.0	18.2
17		14.9	14.6	14.4	14.2	14.1	14.4	15.4	16.0	17.5	18.4	18.8	20.3
18		15.9	15.9	15.8	15.6	14.8	14.8	16.3	16.6	18.0	19.0	20.5	20.6
19		15.0	14.3	14.3	14.4	14.4	14.4	15.0	15.3	16.3	16.8	15.2	16.2
20		15.4	15.3	15.4	15.4	14.8	15.2	16.2	16.4	16.2	18.2	20.4	18.4
21		15.5	15.1	15.1	14.7	14.6	14.5	15.6	15.9	18.3	19.2	20.6	21.1
22		18.3	15.2	15.0	15.1	15.2	15.0	15.4	15.8	17.4	17.8	19.6	18.9
23		15.2	15.0	14.7	14.5	14.5	14.6	14.9	15.3	16.5	18.0	18.2	18.2
24		15.0	14.6	14.6	14.4	14.4	14.6	14.8	15.4	16.2	16.8	17.4	17.6
25		15.1	14.9	14.7	14.6	14.5	14.6	14.8	15.2	15.4	15.8	16.4	17.0
26		14.6	14.6	14.4	14.2	14.2	14.2	14.3	15.4	15.9	16.8	17.0	17.6
27		14.8	14.7	14.6	14.2	14.2	14.3	14.6	15.0	16.1	16.9	17.6	18.1
28		15.3	14.7	14.7	14.7	14.7	14.7	15.2	15.2	16.0	16.1	16.7	17.4
29		10.8	10.5	10.2	10.2	10.6	10.6	10.8	10.2	11.6	12.2	12.9	14.0
30		13.0	13.0	12.9	12.8	12.5	12.4	13.3	13.5	14.4	16.0	16.0	19.0
平均 Mean		13.7	13.5	13.4	13.3	13.2	13.2	13.7	13.9	14.6	15.3	15.9	16.4

六月逐日各時氣溫 (°C)

Day, in the Month of June, 1939. (°C)													
13	14	15	16	17	18	19	20	21	22	23	日 Max.	夜 Min.	平均 Mean
18.9	19.1	14.4	15.0	14.4	13.7	13.0	12.9	11.6	11.5	10.6	10.4	10.4	14.4
10.1	10.3	10.7	10.7	10.6	10.4	10.2	9.9	9.8	9.7	9.6	9.6	9.6	9.8
10.7	10.9	11.0	11.3	11.2	11.3	11.1	11.1	11.1	11.2	11.0	10.7	10.7	10.2
12.2	12.6	12.8	12.8	12.8	12.9	12.7	12.8	12.9	12.9	12.8	12.8	12.8	11.8
17.0	17.4	17.4	18.4	18.7	18.2	16.9	15.7	15.2	15.0	15.0	14.8	14.8	14.8
18.7	20.6	16.2	17.2	17.7	17.3	16.6	16.4	16.4	16.4	15.8	15.7	15.7	16.2
18.8	18.3	17.1	20.2	18.0	15.4	15.1	15.4	15.6	15.5	15.4	15.2	15.2	16.4
11.4	11.1	11.2	11.4	11.7	11.3	11.4	11.1	11.0	10.8	10.7	10.6	10.6	12.3
14.8	15.9	17.4	17.7	16.7	16.0	14.7	15.0	15.2	15.2	15.0	14.7	14.7	13.7
17.4	18.1	15.5	20.6	18.0	16.1	14.5	13.2	12.2	12.2	12.0	10.6	10.6	15.1
16.5	16.0	16.0	15.6	14.8	14.3	13.6	14.2	13.0	12.9	12.8	12.4	12.4	12.5
13.0	13.2	13.7	13.2	12.9	12.6	12.8	12.6	12.6	12.6	12.0	11.8	11.8	12.7
13.5	14.9	14.6	14.2	14.2	14.4	14.4	14.5	14.3	14.3	14.3	14.1	14.1	13.0
16.8	18.2	19.8	19.2	19.7	18.3	17.0	16.1	15.8	15.6	15.3	15.0	15.0	15.8
20.2	20.0	20.1	21.0	20.0	19.4	17.3	16.8	16.4	15.8	15.6	15.2	15.2	16.8
0	17.7	20.4	20.0	20.1	19.0	18.0	16.7	16.6	15.9	15.3	15.2	15.2	16.5
19.6	22.0	22.3	22.4	22.0	21.2	19.5	18.4	17.4	17.3	16.9	16.3	16.3	17.9
22.6	24.6	22.0	21.8	20.6	20.8	17.8	16.9	15.9	15.4	15.3	15.3	15.3	17.9
17.6	18.0	19.6	18.8	18.4	17.7	16.8	16.2	16.0	15.9	15.7	15.8	15.8	16.2
17.2	18.6	19.5	18.5	16.6	16.3	16.0	16.1	16.0	15.8	15.5	15.5	15.5	16.5
20.9	19.6	18.0	19.4	19.4	19.2	18.2	17.6	16.6	16.2	16.0	15.4	15.4	17.4
17.8	19.6	17.5	18.0	17.8	17.2	16.6	16.2	15.8	15.7	15.5	15.3	15.3	16.7
17.4	18.0	16.0	17.1	17.5	17.0	17.1	16.2	15.6	15.5	15.3	15.1	15.1	16.2
18.6	18.8	18.7	18.6	18.4	18.0	17.0	16.5	16.0	15.7	15.4	15.2	15.2	16.4
17.0	16.2	15.8	16.0	17.2	16.7	15.8	15.6	15.5	15.3	15.0	14.8	14.8	15.6
18.4	18.9	18.6	18.7	19.2	19.0	17.0	16.4	15.9	15.7	15.6	15.1	15.1	16.3
18.4	18.6	19.0	18.3	18.4	18.2	16.6	16.4	16.0	16.7	15.6	15.4	15.4	16.3
17.6	17.4	18.2	19.2	19.2	19.2	17.9	17.4	17.1	16.4	16.6	12.5	11.5	15.9
18.2	15.8	15.4	16.2	15.3	14.8	14.6	14.0	14.3	13.7	13.4	13.2	13.2	13.0
19.8	20.4	20.0	19.4	19.4	19.0	18.2	17.9	17.2	17.1	16.5	16.0	16.0	16.3
16.9	17.3	17.1	17.4	17.0	16.4	15.6	15.2	14.8	14.5	14.2	14.0	14.0	15.0

中華民國二十八年

Earth Temperature on the Surface of

時H. D.	6	7	8	9	10	11	12	13
1	14.5	14.6	15.1	14.9	14.9	15.6	18.7	20.3
2	9.4	9.7	9.7	9.7	9.9	10.1	10.8	10.9
3	8.8	8.9	9.2	9.7	10.1	10.3	11.0	11.5
4	10.5	11.5	10.9	11.3	11.5	12.2	13.0	13.0
5	12.6	13.1	13.9	15.5	15.1	14.9	15.1	19.1
6	14.0	19.0	18.3	16.8	16.1	20.5	23.0	20.4
7	15.0	14.7	17.0	18.2	22.0	19.2	23.9	18.7
8	14.5	16.1	13.2	12.1	11.6	11.7	11.9	12.2
9	10.8	11.7	12.7	14.5	14.8	17.0	15.7	15.6
10	14.0	14.7	15.2	16.8	17.5	18.3	17.2	18.0
11	10.0	10.1	10.8	12.1	13.2	15.2	18.0	21.3
12	12.2	14.0	15.8	14.5	12.0	15.4	14.0	14.6
13	11.3	11.5	11.0	12.2	13.0	14.0	14.5	15.3
14	14.0	14.2	14.7	14.8	15.7	16.0	16.4	17.4
15	14.4	14.8	15.1	15.2	17.4	18.8	21.4	20.8
16	14.0	14.6	15.2	16.0	18.2	18.8	19.9	20.2
17	14.7	16.0	16.9	19.4	19.2	19.7	21.4	21.5
18	14.8	16.2	16.4	20.0	21.6	22.3	20.8	26.2
19	14.3	15.0	15.8	17.8	18.9	15.6	17.8	21.1
20	15.0	17.3	17.6	17.9	22.3	25.4	17.8	18.6
21	14.6	17.3	17.0	23.2	23.2	24.3	25.2	25.9
22	15.1	15.8	17.2	23.4	19.9	24.0	20.0	17.5
23	12.8	15.4	16.0	17.6	20.1	20.0	19.2	17.0
24	14.2	15.0	16.3	17.0	18.5	17.9	18.7	19.7
25	14.7	15.0	15.8	15.8	16.1	16.7	17.4	17.0
26	14.4	13.5	15.4	15.8	19.0	17.6	17.4	19.4
27	14.2	14.6	13.4	17.2	17.9	18.6	20.2	20.3
28	14.8	15.7	15.8	16.6	16.6	16.4	18.8	18.6
29	10.8	10.8	10.3	12.5	12.9	14.5	16.2	19.6
30	12.2	14.0	14.4	15.8	18.6	22.3	22.4	23.6
平均 Mean	13.2	14.2	14.7	15.8	16.6	17.4	17.9	18.5

六月逐日地面溫度 (°C)

every Day, in the Month of June, 1939. (°C)

14	15	16	17	18	19	20	21	平均 Mean
22.1	15.0	15.1	14.5	13.7	12.8	11.9	11.3	15.3
11.2	11.3	11.3	11.2	10.7	10.4	10.0	9.6	10.4
11.5	11.7	11.7	11.4	11.4	11.2	11.1	11.1	10.7
13.3	13.5	13.5	13.2	13.1	12.9	13.1	13.0	12.5
20.3	19.3	21.5	17.0	16.1	15.8	15.9	14.8	16.3
27.2	15.6	17.0	19.4	17.2	16.0	14.8	15.0	18.1
18.8	16.1	24.1	18.1	14.9	14.9	14.5	14.8	17.8
11.7	11.7	11.7	11.9	11.6	11.6	11.3	11.3	12.3
17.7	19.5	18.0	17.2	16.1	14.5	14.2	14.8	15.3
20.0	21.2	18.0	17.1	16.0	14.1	13.2	12.3	16.5
18.8	18.8	17.2	15.7	15.3	14.5	13.0	12.7	14.8
14.7	15.2	14.0	13.4	13.0	12.8	12.7	12.3	15.8
18.2	15.4	14.8	14.8	14.7	14.6	14.2	14.2	14.0
19.4	20.4	20.0	20.1	19.2	16.7	15.8	15.4	16.8
21.2	20.7	22.2	19.9	18.4	16.8	16.6	15.2	18.1
18.0	21.9	20.5	20.0	18.5	17.6	16.6	15.2	17.8
23.7	27.4	28.6	22.2	20.6	19.2	18.0	17.0	20.3
24.5	23.1	22.5	20.8	20.9	17.4	16.6	15.6	20.1
22.4	22.0	20.8	19.4	18.0	16.9	15.6	15.2	17.9
21.0	22.2	19.2	16.4	16.0	15.8	15.6	15.4	18.3
21.4	18.2	22.2	18.6	18.8	17.8	17.0	16.1	20.1
20.3	15.6	17.4	18.0	17.2	16.5	16.0	15.6	18.1
18.0	16.0	18.5	18.0	17.2	17.0	16.0	15.0	17.1
19.8	19.6	19.0	18.4	17.9	16.8	16.4	15.8	17.6
15.0	16.0	15.8	16.0	16.7	15.6	15.4	15.8	15.9
18.6	19.3	17.8	19.0	18.7	17.0	16.1	15.4	17.2
20.3	19.4	17.7	16.5	18.0	16.4	16.2	15.4	17.5
18.4	18.2	20.3	19.4	17.8	17.4	16.8	15.0	17.3
20.0	17.4	18.6	15.4	15.5	14.6	13.5	14.2	14.8
25.0	24.0	20.5	21.0	19.0	17.9	17.4	16.6	19.0
19.1	18.2	18.3	17.2	16.4	15.5	14.9	14.4	15.4

中華民國二十八年六月逐日地內溫度(°C)

Earth Temperature of every Day in the Month of June, 1939, (°C)

Date	0 cm	5 cm	10 cm	23 cm	25 cm	50 cm	75 cm	100 cm
1	18.4	17.8	18.2	18.9	18.5	17.9	17.0	16.2
2	12.0	13.7	11.8	10.8	18.2	17.9	17.1	16.3
3	11.9	12.0	13.5	13.0	17.2	17.6	17.2	16.4
4	13.6	13.3	13.5	14.4	15.2	16.9	17.1	16.5
5	17.4	15.8	15.5	15.2	15.9	16.5	16.6	16.3
6	20.6	17.5	17.9	16.2	16.1	16.4	16.6	16.4
7	19.9	17.8	17.8	17.1	16.5	16.5	16.6	16.4
8	13.5	15.0	18.7	16.7	16.8	16.6	16.5	16.3
9	16.6	15.7	15.4	15.5	16.4	16.0	16.5	16.3
10	18.0	16.6	17.1	16.4	16.3	16.5	16.4	16.3
11	16.6	15.7	15.7	16.2	16.5	16.4	16.4	16.2
12	15.5	15.2	15.7	15.9	16.4	16.5	16.4	16.2
13	16.1	14.8	15.1	15.5	16.2	16.4	16.4	16.2
14	16.4	16.2	16.1	16.0	16.1	16.3	16.5	16.2
15	19.8	17.7	17.6	17.4	16.2	16.2	16.2	16.1
16	17.7	17.1	17.0	16.7	16.4	16.3	16.2	16.1
17	19.8	17.6	17.2	16.9	16.5	16.4	16.2	16.1
18	20.0	19.4	17.8	17.1	16.7	16.5	16.2	16.0
19	19.3	18.1	18.0	17.5	16.8	16.6	16.2	16.0
20	19.1	18.6	18.7	17.9	17.1	16.7	16.3	16.0
21	23.2	20.8	19.5	18.4	17.2	16.8	16.4	16.1
22	20.1	19.0	18.7	18.5	17.5	17.1	16.5	16.1
23	17.9	17.7	17.8	18.0	17.6	17.2	16.6	16.1
24	17.4	17.1	17.3	17.5	17.5	17.2	16.7	16.2
25	17.0	16.6	16.9	17.1	17.4	17.2	16.7	16.2
26	17.0	16.7	16.9	16.9	17.2	17.1	16.7	16.3
27	18.2	16.8	16.9	16.9	17.1	17.0	16.7	16.3
28	17.2	16.7	16.7	16.7	17.1	17.0	16.7	16.3
29	16.8	16.0	16.0	16.4	17.0	16.9	16.7	16.3
30	21.2	18.1	17.3	16.6	16.8	16.8	16.7	16.3
平均 Mean	17.6	16.7	16.7	16.7	16.8	16.8	16.6	16.2

中華民國二十八年六月逐日雲量 (0-10)

Cloud Amount of every Day, in the Month of June, 1939. (0-10)

日次	6	7	8	9	10	11	12	13	14	15	16	17	18	19	日平均
1	10.0	17.0	10.0	12.0	0.0	12.0	0.0	10.0	19.0	9.0	10.0	10.0	10.0	10.0	9.0
2	11.0	19.0	13.0	11.0	1.0	1.0	1.0	10.0	10.0	10.0	10.0	10.0	10.0	10.0	9.0
3	11.0	13.0	10.0	11.0	1.0	1.0	1.0	10.0	10.0	10.0	10.0	10.0	10.0	10.0	9.0
4	10.0	11.0	11.0	11.0	1.0	1.0	11.0	10.0	0.0	11.0	10.0	10.0	10.0	10.0	10.0
5	11.0	11.0	13.0	9.0	1.0	1.0	10.0	9.0	9.0	9.0	8.0	8.0	8.0	8.0	9.0
6	9.0	7.0	9.0	12.0	9.0	7.0	9.0	9.0	9.0	9.0	9.0	9.0	9.0	9.0	9.0
7	11.0	11.0	9.0	10.0	0.0	9.0	9.0	9.0	9.0	9.0	9.0	9.0	9.0	9.0	9.0
8	11.0	10.0	10.0	11.0	11.0	9.0	10.0	10.0	10.0	10.0	10.0	10.0	10.0	10.0	9.0
9	11.0	13.0	13.0	12.0	1.0	1.0	10.0	9.0	11.0	9.0	9.0	9.0	9.0	9.0	9.0
10	13.0	10.0	12.0	10.0	1.0	1.0	10.0	9.0	11.0	10.0	11.0	10.0	10.0	10.0	10.0
11	11.0	13.0	13.0	12.0	11.0	11.0	10.0	10.0	10.0	10.0	10.0	10.0	10.0	10.0	9.0
12	11.0	13.0	13.0	11.0	11.0	11.0	11.0	10.0	10.0	10.0	10.0	10.0	10.0	10.0	10.0
13	11.0	13.0	11.0	11.0	1.0	1.0	1.0	10.0	10.0	10.0	10.0	10.0	10.0	10.0	9.0
14	11.0	10.0	13.0	11.0	1.0	1.0	1.0	9.0	7.0	9.0	9.0	9.0	9.0	9.0	9.0
15	13.0	11.0	10.0	11.0	1.0	9.0	9.0	10.0	10.0	10.0	10.0	10.0	10.0	10.0	9.0
16	10.0	10.0	10.0	11.0	10.0	10.0	9.0	9.0	9.0	9.0	9.0	9.0	9.0	9.0	9.0
17	9.0	9.0	9.0	11.0	10.0	7.0	7.0	8.0	8.0	8.0	8.0	9.0	9.0	9.0	9.0
18	10.0	13.0	13.0	11.0	9.0	10.0	10.0	10.0	10.0	10.0	10.0	10.0	10.0	10.0	9.0
19	10.0	10.0	10.0	10.0	10.0	10.0	10.0	10.0	9.0	9.0	9.0	9.0	9.0	9.0	9.0
20	13.0	—	—	—	9.0	5.0	9.0	5.0	6.0	9.0	9.0	9.0	9.0	9.0	8.0
21	—	10.0	10.0	9.0	9.0	7.0	7.0	6.0	7.0	9.0	6.0	3.0	9.0	9.0	8.0
22	—	—	10.0	10.0	10.0	10.0	10.0	10.0	10.0	10.0	10.0	10.0	10.0	10.0	10.0
23	—	—	10.0	10.0	10.0	10.0	10.0	10.0	10.0	10.0	10.0	10.0	10.0	10.0	10.0
24	10.0	11.0	10.0	10.0	10.0	9.0	10.0	10.0	10.0	10.0	10.0	10.0	10.0	10.0	10.0
25	10.0	10.0	10.0	10.0	10.0	10.0	10.0	10.0	10.0	10.0	10.0	10.0	10.0	10.0	10.0
26	10.0	10.0	10.0	10.0	10.0	10.0	10.0	10.0	10.0	10.0	10.0	10.0	10.0	10.0	10.0
27	—	—	10.0	10.0	10.0	10.0	10.0	10.0	10.0	10.0	10.0	10.0	10.0	10.0	10.0
28	—	—	10.0	10.0	10.0	10.0	10.0	10.0	10.0	10.0	10.0	10.0	10.0	10.0	9.0
29	—	—	10.0	10.0	10.0	10.0	10.0	10.0	10.0	10.0	10.0	10.0	10.0	10.0	10.0
30	—	—	10.0	10.0	10.0	10.0	10.0	10.0	10.0	10.0	10.0	10.0	10.0	10.0	10.0
31	10.0	10.0	10.0	10.0	10.0	10.0	10.0	7.0	8.0	10.0	9.0	9.0	10.0	10.0	9.0
平均	9.9	9.9	10.0	9.9	9.9	9.6	9.7	9.5	9.6	9.7	9.7	9.6	9.9	9.7	9.8

中華民國二十八年

Absolute Humidity at every Hour of

時 日 D.	1	2	3	4	5	6	7	8	9	10	11	中 午 Noon
1	12.36	11.46	12.07	11.73	11.80	12.04	12.16	12.20	12.55	12.67	12.75	12.98
2	9.15	9.03	8.97	8.79	8.73	8.73	8.53	8.79	8.85	8.85	8.97	9.21
3	8.91	8.91	8.73	8.67	8.61	8.50	8.44	8.50	8.67	8.91	9.59	9.66
4	9.66	9.66	9.59	9.53	9.53	9.53	10.05	9.59	9.79	9.92	10.19	10.52
5	11.10	11.10	10.98	10.95	10.95	10.95	11.17	11.33	11.97	11.69	12.15	12.59
6	11.96	11.99	11.81	11.69	11.66	11.88	12.07	12.12	12.36	12.32	12.18	12.83
7	12.56	12.60	12.63	12.55	12.59	12.23	12.20	12.01	12.42	13.01	11.71	13.18
8	12.28	12.32	12.24	12.28	12.08	12.00	12.39	10.94	10.25	9.79	9.85	9.74
9	9.49	9.45	9.55	9.55	9.45	9.66	9.85	10.12	10.52	11.20	11.54	11.16
10	12.07	12.19	11.96	12.11	12.11	12.15	12.31	12.63	13.13	13.15	12.86	13.65
11	8.73	9.09	8.99	8.93	9.03	9.09	9.15	9.34	9.79	9.90	10.21	10.05
12	10.13	10.32	10.16	10.25	9.83	10.32	10.91	11.39	10.27	10.64	10.71	10.97
13	10.25	9.65	9.72	9.88	9.85	9.85	9.98	10.12	10.25	10.74	11.10	11.54
14	11.76	11.80	11.84	11.84	11.77	11.73	11.88	12.15	12.07	12.96	12.81	12.69
15	11.88	11.92	11.92	12.07	12.07	12.31	12.27	12.79	12.84	12.55	13.25	13.50
16	12.12	11.84	11.84	11.88	11.76	11.99	12.27	12.59	12.61	12.66	12.31	13.17
17	11.99	11.68	11.63	11.81	11.84	12.07	12.04	12.53	11.83	11.75	11.52	11.73
18	11.85	11.85	11.77	11.26	11.23	11.25	10.86	11.46	11.63	11.62	12.12	11.74
19	12.67	12.11	12.11	12.31	12.07	12.31	12.67	12.92	13.15	13.33	12.96	13.56
20	12.88	12.80	12.77	12.64	12.51	12.71	13.56	13.64	13.56	14.67	14.43	13.12
21	12.69	12.28	12.28	12.20	12.12	12.27	12.81	12.69	13.27	13.78	14.22	13.89
22	12.42	12.84	12.34	12.88	12.84	12.79	13.18	12.96	14.39	14.91	13.19	13.41
23	12.36	12.32	12.08	12.15	12.04	12.25	12.36	12.42	12.95	13.01	12.94	13.30
24	12.55	12.51	12.23	12.31	12.19	12.47	12.63	12.52	12.92	13.07	11.87	12.28
25	12.52	12.56	12.31	12.23	12.27	12.25	12.63	12.84	13.01	13.22	13.62	14.03
26	12.35	12.23	12.07	12.15	12.15	12.15	12.25	12.35	12.32	12.46	12.02	12.28
27	12.16	12.20	12.23	12.03	12.11	12.23	12.35	12.55	12.25	12.08	12.24	12.83
28	12.22	12.20	12.31	12.43	12.43	12.43	12.48	12.60	12.40	12.25	12.51	12.49
29	9.62	9.43	9.33	9.33	9.49	9.59	9.72	9.34	10.15	10.66	10.74	11.08
30	9.62	9.08	9.12	9.15	9.18	9.17	9.82	8.69	9.17	8.99	10.22	10.39
Mean	11.41	11.35	11.26	11.25	11.21	11.25	11.51	11.57	11.71	11.65	11.89	12.16

六月逐日各時絕對溫度 (m.m.)

Day in the Month of June, 1939. (m.m.)												
13	14	15	16	17	18	19	20	21	22	23	夜 Midn.	平均 Mean
13.77	14.40	12.31	12.67	11.96	11.54	10.69	10.10	9.73	9.66	9.59	9.26	11.74
9.25	9.40	9.66	9.66	9.59	9.47	9.34	9.15	9.09	9.03	8.97	8.57	9.11
9.66	9.72	9.85	10.05	9.98	10.05	9.92	9.92	9.92	9.88	9.73	9.66	9.35
10.66	10.95	11.10	11.10	11.10	11.17	11.02	11.10	11.17	11.17	11.10	11.10	10.43
12.55	12.60	12.24	12.60	12.01	11.98	11.03	11.69	12.00	12.07	12.07	12.04	11.78
11.98	14.35	12.33	12.34	12.37	13.14	12.42	12.74	12.14	12.25	12.61	12.52	12.34
12.95	13.39	12.60	14.10	13.25	11.61	12.40	12.52	12.08	12.24	12.39	12.28	12.60
10.12	9.92	9.98	10.12	10.32	10.05	10.12	9.92	9.85	9.62	9.55	9.49	10.63
12.39	12.81	12.60	12.86	12.51	12.17	12.29	11.84	12.36	12.38	12.20	12.31	11.28
13.37	13.72	13.83	13.93	13.52	13.24	12.27	11.28	10.66	10.66	10.52	9.49	12.39
10.64	10.88	10.88	10.46	10.43	10.63	10.33	9.67	10.24	10.06	10.00	10.09	9.90
11.13	11.16	11.32	11.16	11.06	10.95	11.10	10.95	10.95	10.73	10.31	10.38	10.71
11.64	12.39	12.47	12.02	12.10	12.18	12.31	12.11	12.11	12.11	12.11	12.07	11.21
12.34	12.28	12.17	11.42	11.72	11.29	11.30	11.42	11.53	11.61	11.84	11.84	11.92
12.41	11.97	12.18	12.36	12.23	12.53	12.15	11.98	12.14	12.13	12.20	12.12	12.32
13.25	13.76	13.63	11.46	11.17	12.74	13.51	11.43	11.46	12.44	12.31	12.12	12.32
11.61	11.70	11.59	11.42	11.58	11.52	11.55	11.97	12.11	12.03	12.08	11.33	11.79
12.10	12.11	11.71	12.17	12.26	12.81	13.20	12.80	12.44	12.64	12.56	12.56	12.01
13.54	13.64	14.21	13.33	13.23	13.25	13.08	12.70	12.53	12.69	13.14	12.98	12.94
14.21	14.99	13.55	12.94	12.67	12.54	12.76	12.49	12.65	12.61	12.46	12.85	13.18
13.53	13.53	12.38	13.72	12.72	12.54	12.28	13.29	13.16	12.70	12.65	12.77	12.92
13.20	13.67	13.45	14.29	13.34	13.43	13.54	13.05	12.98	12.52	12.60	12.56	13.20
13.87	13.90	13.39	13.47	13.83	13.67	13.22	12.93	12.94	12.97	12.80	12.52	12.90
12.52	12.81	12.72	12.81	12.72	12.62	12.51	12.71	13.03	12.77	12.64	12.71	12.53
13.75	13.20	13.47	13.39	13.31	12.88	12.72	12.53	12.36	12.44	12.35	11.39	12.80
12.46	12.80	12.77	12.72	12.66	12.87	12.51	12.25	12.57	12.52	12.20	12.28	12.39
12.60	12.63	12.24	12.12	12.86	12.80	11.86	12.01	12.29	12.28	12.08	12.16	12.30
12.24	12.24	12.28	13.05	12.66	12.42	12.36	12.47	12.04	11.01	10.77	9.87	12.18
11.76	11.77	11.69	12.09	11.73	11.00	11.02	11.08	11.19	9.86	9.78	9.64	10.49
10.70	10.95	10.63	10.50	10.85	11.15	10.84	10.38	10.15	10.91	11.27	11.49	10.09
12.26	12.46	12.17	12.21	12.05	12.01	11.85	11.68	11.66	11.60	11.57	11.43	11.72

中華民國二十八年

Relative Humidity of every Hour of day

時日 H D.	1	2	3	4	5	6	7	8	9	10	11	中午 Noon
1	91.8	89.0	94.3	90.0	93.4	97.1	95.2	97.4	98.0	98.1	99.0	94.5
2	100.0	100.0	100.0	100.0	100.0	100.0	100.0	100.0	100.0	100.0	100.0	100.0
3	100.0	100.0	100.0	100.0	100.0	100.0	100.0	100.0	100.0	100.0	100.0	100.0
4	100.0	100.0	100.0	100.0	100.0	100.0	100.0	100.0	100.0	100.0	100.0	100.0
5	100.0	100.0	99.6	100.0	100.0	100.0	100.0	99.6	97.2	98.1	100.0	98.1
6	95.3	98.0	97.2	96.2	97.2	99.1	94.4	90.0	91.4	89.1	82.7	75.8
7	96.3	97.2	98.1	98.1	99.1	98.1	97.2	96.2	89.3	82.4	74.5	76.1
8	95.3	96.3	96.3	97.2	96.2	96.2	96.2	96.0	100.0	100.0	100.0	97.0
9	99.0	98.0	98.0	98.0	98.0	100.0	100.0	100.0	100.0	99.0	96.2	94.1
10	98.0	99.0	97.2	99.0	99.0	100.0	100.0	100.0	100.0	96.4	90.3	94.1
11	100.0	100.0	98.9	98.9	100.0	100.0	100.0	100.0	100.0	97.9	82.1	88.0
12	95.0	98.1	98.1	100.0	95.9	98.1	99.0	96.2	90.2	88.7	90.5	96.2
13	100.0	100.0	100.0	100.0	100.0	100.0	100.0	100.0	100.0	100.0	100.0	100.0
14	98.1	99.0	100.0	100.0	100.0	99.1	99.1	100.0	98.1	100.0	96.3	95.4
15	95.3	96.2	96.2	98.1	98.1	100.0	99.0	100.0	99.1	88.6	87.2	78.9
16	97.2	96.2	98.1	99.1	98.1	100.0	99.0	94.2	96.3	86.1	85.2	84.0
17	94.3	95.3	90.1	97.2	98.1	98.1	91.7	91.9	78.6	73.8	69.5	65.6
18	87.4	87.4	87.4	84.1	88.9	88.9	78.2	80.0	75.1	70.5	66.6	64.5
19	99.1	99.0	99.0	100.0	98.1	100.0	99.1	99.8	94.5	92.8	100.0	98.1
20	98.1	98.2	97.2	96.3	99.0	98.1	97.4	97.4	98.1	94.8	80.2	94.0
21	95.4	95.3	95.3	97.2	97.2	99.0	96.3	93.6	84.1	82.5	78.1	74.0
22	89.3	92.0	97.2	100.0	99.1	100.0	100.0	96.3	95.6	97.5	77.6	81.8
23	91.4	96.3	96.4	98.1	97.2	98.1	96.5	95.2	91.2	84.0	82.4	84.0
24	98.1	99.0	98.1	100.0	99.0	100.0	100.0	95.3	91.0	84.2	79.6	81.3
25	97.2	97.2	98.1	98.1	99.0	98.2	100.0	99.1	99.1	98.1	97.3	96.5
26	98.0	98.1	98.0	100.0	100.0	100.0	100.0	93.6	90.9	86.2	82.7	81.3
27	97.1	97.2	98.1	99.0	100.0	100.0	99.0	98.1	89.2	83.5	81.3	82.3
28	91.7	97.4	98.1	99.0	99.0	99.0	96.3	97.2	90.9	89.2	87.7	83.1
29	99.0	99.0	100.0	100.0	97.8	100.0	100.0	100.0	99.0	100.0	98.0	92.4
30	85.6	80.9	81.8	82.5	84.5	84.4	85.8	87.0	73.7	66.0	66.0	63.5
平均 Mean	96.3	96.9	97.1	97.6	97.7	98.4	97.3	96.6	93.7	90.9	88.0	87.5

六月逐日各時相對濕度 (%)

Days in the Month of June, 1939. (%)											午夜平均	
13	14	15	16	17	18	19	20	21	22	23	Midn.	Mean
88.2	85.8	101.0	99.6	97.2	99.0	94.2	96.0	94.9	94.9	100.0	97.9	95.7
102.0	119.3	123.3	102.4	100.0	111.0	116.0	109.0	100.0	103.0	100.0	100.0	100.0
100.0	100.0	101.1	101.6	100.0	101.0	100.0	100.0	100.0	99.0	99.0	100.0	99.9
100.0	100.0	101.0	102.6	101.0	100.0	101.0	100.0	100.0	100.0	100.0	100.0	100.0
87.0	84.3	92.1	99.3	87.2	85.7	88.0	87.4	92.6	94.4	94.4	95.3	94.2
74.0	73.8	80.2	83.4	81.3	88.7	87.6	91.0	86.7	87.5	93.6	93.6	89.3
79.1	84.0	86.1	79.3	85.3	81.1	87.1	85.1	83.8	92.7	94.1	91.8	89.5
109.9	101.1	121.0	100.0	100.0	100.0	100.0	100.0	100.0	99.0	99.0	99.0	99.2
95.1	93.7	81.1	84.7	87.7	81.3	95.2	92.6	95.3	95.3	95.1	98.1	95.7
93.0	85.1	86.6	76.6	87.3	76.1	99.0	99.1	100.0	100.0	100.0	99.0	95.9
76.1	79.3	77.8	78.6	82.6	86.9	88.6	79.6	91.1	90.1	90.2	93.4	91.4
92.0	91.1	96.3	95.1	91.1	100.0	100.0	100.0	100.0	98.1	98.0	99.0	97.2
100.0	91.1	100.0	91.9	100.0	91.0	100.0	92.0	97.0	99.0	99.0	100.0	99.7
96.0	73.3	70.2	68.1	64.1	71.7	77.7	83.2	81.1	87.3	90.8	92.5	87.7
69.8	63.2	69.0	66.2	67.8	74.1	82.7	83.3	85.1	89.9	91.7	93.5	86.7
80.4	90.5	75.8	65.5	63.3	77.3	80.8	80.1	80.9	91.7	94.4	93.3	88.0
63.3	59.0	57.3	56.1	58.1	61.0	67.9	75.4	81.2	81.2	83.3	81.5	78.2
62.1	58.8	59.0	67.2	67.3	62.3	80.6	88.6	91.8	95.3	96.3	96.3	93.9
89.7	88.1	83.0	81.8	83.5	87.2	91.1	91.9	91.9	93.6	98.2	95.6	94.0
96.3	93.2	79.7	81.0	89.4	86.2	93.3	91.0	92.7	93.6	94.3	98.0	93.4
74.6	79.0	80.0	81.2	75.2	73.1	78.3	88.0	92.9	92.0	92.6	97.3	87.3
86.2	81.8	82.6	92.3	87.2	91.2	93.6	94.5	96.3	93.6	98.1	96.3	83.2
93.0	89.1	91.2	92.1	92.1	91.5	99.1	93.7	97.2	98.2	98.2	97.2	93.6
77.8	73.0	78.6	78.6	81.1	81.4	86.0	90.3	96.8	95.4	96.2	99.6	90.1
94.6	95.6	100.0	98.2	90.4	89.6	94.1	94.4	93.6	95.4	98.1	90.2	96.4
78.5	78.1	78.4	78.6	78.6	78.0	86.0	87.5	92.6	93.6	91.7	95.3	89.4
76.1	78.6	71.2	76.8	77.4	81.6	82.6	85.8	89.3	91.8	90.8	92.6	88.4
81.3	82.1	78.7	78.0	75.6	80.7	82.9	85.2	91.7	94.3	99.1	96.9	89.7
90.7	87.4	88.3	87.5	90.0	87.1	88.9	92.4	91.5	83.8	88.8	84.7	93.4
61.1	61.0	60.6	62.1	64.2	67.5	69.1	67.4	68.9	74.5	81.8	84.2	73.4
85.6	84.7	84.5	83.0	83.9	86.3	89.3	90.4	92.3	93.2	94.7	94.9	91.7

中華民國二十八年

Form and Direction of Clouds of evep

時 H. 日 D.	6		7		8		9		10		11		12	
	狀 For.	向 Dir.	狀 For.	向 Dir.	狀 For.	向 Dir.	狀 For.	向 Dir.	狀 For.	向 Dir.	狀 For.	向 Dir.	狀 For.	向 Dir.
1	N		N		N	ESE	N		N		N		N	
2	S		S		S		S		N		N		N	
3	N		N		N		N		N		N		N	
4	N		N		N		N		N		N		N	
5	S		S	SSW	S		S	SW	N	SSW	N		N	
6	S	WSW	S	WSW	S	WSW	S	WSW	N		SK	SW	SK	SW
7	N		SK	SW	SK	SW	SK	WSW	SK	SW	SK	SW	SK	SK
8	S	WSW	S		S		S		N		N		N	SNF
9	N		N		N		N		S		S		S	
10	N		N		N		N		SK	WSW	SK	WSW	N	
11	N		N		N	ENE	SK		AS		AS		SK	
12	N		N		N		N		N		N		N	
13	N		N		N		N		N		N		N	
14	N		N	SW	N		N		N		N		SK	SW
15	S		S		S		N		SK	SW	SK	WSW	SK	WSW
16	S		S		S		S		S	WSW	SK	WSW	SK	WSW
17	SK	W	SK	W	SK	WSW	SK	WSW	SK	WSW	K	WSW	K	
18	C		C		C		C		C		CS		SK	WAW
19	SK		S		S		S		SK		N		N	
20	S		—		—		—		S		KN		SK	E
21	—		FS	ESE	S		C		C	WNW	SK	ENE	SK	SSE
22	—		—		S		S	SSW	S	SSW	AS	SSW	S	
23	S		S		S		S		S		SK	WSW	SK	WSW
24	S		S		S	WSW	S	WSW	S	WSW	SK	WSW	SK	WSW
25	S		S		S		N		N		S		S	
26	—		—		S		S	SW	SK	SW	SK	SW	SK	SW
27	—		—		S		W	SK	WSW	SK	WSW	SK	WSW	SK
28	—		—		S		W	SK	W	SK	W	W	N	W
29	—		—		S		AS	S	S		S		S	
30	AK	NW	AK	NNW	AS		AS		SK		SK	NW	SK	NW

六月逐日最多雲狀及雲向

Day, in the Month of June, 1939.

日期	13		14		15		16		17		18		19		日期
	雲	向	雲	向	雲	向	雲	向	雲	向	雲	向	雲	向	
For	Dir.	For	Dir.	For	Dir.	For	Dir.	For	Dir.	For	Dir.	For	Dir.	For	Dir.
1	V	ENE	N	ENE	N		N	E	N	ENE	N	ENE	N		1
2	V		N		N		V		V		N		N		2
3	V		S		S		N		N		N		N		3
4	V		N		N		N		N		N		N		4
5	SK	WSW	SK	WSW	SK	WSW	SK	WSW	SK	WSW	SK	WSW	SA	WSW	5
6	SK		SK	SW	N		AS	SW	AS	SW	AS	NNE	AS		6
7	N		AS	SW	SK	SW	AS	SW	AS	SW	AS	N	WSW		7
8	N		N		V		N		V		N		N		8
9	N		N	WSW	SK	WSW	SK	WSW	SK	WSW	SK	WSW	N		9
10	SK		SK	WSW	AS	W	AS	W	N	W	N		N		10
11	AS	WSW	SK		AS		AS		N		AS		SK		11
12	N		N		S		N		N		N		N		12
13	S		S		N		N		N		N		N		13
14	SK	SW	SK	WSW	AK		N		C		SK	NE		SW	14
15	SK	WSW	SK	WSW	SK	WSW	K	WSW	SK		SK	WSW	C	ENE	15
16	SK	WSW	N	WSW	AK	WSW	SK	WSW	SK	W	C	C	C	ENE	16
17	SK	W	FK	W	K		C		PK	W	C	ENE		NW	17
18	SK	WNW	SK	WNW	SK	WSW	SK	WSW	SK	NW	SK	NW	SK		18
19	SK		SK		E	AK			AK		SK		SK		19
20	SK		SK	ENE	C	E	SK		SK	ENE	SK	ENE	SK		20
21	SK		AS	NE	SK	NE	SK		KN		SK		AK	SW	21
22	N	SSW	S	WSW	KN	WSW	N		V	WSW	AS	SW	K		22
23	SK		SK		N		S		C		C		K		23
24	SK		WSW	SK	WSW	SK	W		V	WSW	SK	WNW	AS		24
25	N		N	SW	-		N		AS		AS	E	CS		25
26	SK	WSW	SK	WSW	SK	WSW	SK	WSW	C	E			C	W	26
27	SK	WSW	SK	WSW	SK	WSW	SK	WSW	SK	WSW	C		W	W	27
28	SK	W	SK	W	SK	W	AS		AS	W	C	ENE	AS		28
29	AS		AS		AS		AS		N		SK	W	SK		29
30	AK	NW	AS		SK	WNW	SK	WNW	SK	NW	SK	NE	SK	NW	30

中華民國二十八年

Wind Direction and Wind Velocity of

時日 D	6		7		8		9		10		11		12		13	
	向 Dir.	速 Vel.	向 Dir.	速 Vel.	向 Dir.	速 Vel.	向 Dir.	速 Vel.	向 Dir.	速 Vel.	向 Dir.	速 Vel.	向 Dir.	速 Vel.	向 Dir.	速 Vel.
1	E	3.4	ESE	5.4	SSW	6.2	NE	5.9	ENE	11.0	NE	3.4	NE	6.1	NE	9.7
2	E	14.0	ENE	12.5	NE	13.4	NE	12.2	NE	11.0	NE	11.0	ENE	16.0	ENE	3.5
3	ENE	12.0	NE	7.5	NE	10.6	NE	11.1	ENE	10.8	ENE	13.7	NE	9.6	ENE	7.7
4	ENE	5.7	ENE	9.9	ENE	9.9	ENE	9.9	NE	8.3	NE	6.9	ENE	10.7	E	7.7
5	S	6.3	SSW	8.2	SSW	4.8	S	5.9	SSW	6.0	SSW	9.2	SSW	8.3	SSW	8.3
6	SW	11.7	S	4.3	SSW	4.0	SSW	4.7	SW	4.6	SSW	6.7	SW	8.0	SSW	6.3
7	SSW	9.8	SSW	9.3	SSW	7.6	SSW	5.7	SSW	6.9	SSW	7.1	SSW	10.7	SSW	6.0
8	SSW	6.8	C	6.0	NE	8.7	SE	10.9	E	13.2	E	15.2	ENE	14.1	ENE	3.2
9	NE	8.2	NE	4.7	NE	2.5	C	0.0	SW	4.3	SW	14.4	SW	4.8	W	5.7
10	SW	8.7	SW	4.8	SW	8.3	SW	5.8	SW	7.1	SW	6.4	SW	5.6	SW	9.8
11	ENE	13.5	ENE	7.4	ENE	11.0	E	7.1	ENE	1.4	E	8.3	NE	7.6	ENE	11.0
12	ENE	3.4	NE	5.0	NE	3.6	E	5.3	E	6.6	ENE	1.2	ENE	8.1	E	8.3
13	ENE	10.5	ENE	9.6	NE	12.3	ENE	9.5	ENE	9.6	NE	4.9	ENE	6.9	ENE	8.6
14	SSW	9.6	SSW	4.2	SSW	1.8	SSW	3.7	SW	4.9	SW	5.4	SW	10.7	SW	4.9
15	SW	8.3	SW	10.4	SW	8.6	SW	5.0	SW	7.1	SW	9.1	SW	9.2	SW	9.4
16	SW	7.4	SW	8.1	SW	8.2	SW	9.3	SW	9.9	SW	6.7	SW	10.4	SW	10.6
17	SW	13.6	WSW	12.5	SW	9.4	WSW	7.5	SW	15.7	SW	10.4	SSW	11.5	SW	11.0
18	SW	11.4	SW	13.9	SW	14.0	SW	6.0	WSW	9.4	SW	7.2	SW	14.1	SW	6.8
19	NE	6.2	NE	5.4	NE	4.2	ENE	1.1	ENE	6.1	NE	6.9	NE	5.5	NE	0.4
20	NE	3.7	NE	3.2	RNE	1.7	NE	1.9	ENE	2.3	NE	3.0	NE	8.1	ENE	10.0
21	ENE	6.2	NE	8.6	NE	6.0	E	6.0	E	6.7	NR	5.3	NE	3.4	NE	6.0
22	SSW	5.8	SSW	9.4	SSW	3.3	SW	8.0	SW	3.7	SW	3.4	SW	1.8	SSW	5.0
23	SSW	7.6	SSW	4.8	SSW	6.0	SW	8.9	SSW	9.1	SSW	7.4	SW	10.4	SW	8.1
24	SW	16.8	SW	12.3	SW	11.9	SW	11.2	SW	15.3	SW	9.4	SW	13.2	SW	7.7
25	SW	8.0	SW	8.9	SW	7.6	WSW	7.4	SW	7.3	SW	9.5	SW	8.0	SW	8.8
26	SW	8.0	SW	7.2	SW	9.6	SW	11.2	SW	10.5	SW	10.7	SW	8.7	SW	9.2
27	SW	9.4	SW	11.1	SW	6.1	SW	9.0	SW	11.3	SW	15.6	SSW	10.8	SW	11.6
28	SW	11.5	SW	5.7	SW	10.3	SW	11.2	SW	10.7	SW	9.4	SSW	10.4	WSW	2.5
29	NE	9.0	NE	8.6	NE	6.6	NE	4.2	NE	7.4	SE	5.0	ENE	2.9	ENE	—
30	E	6.5	ENE	6.5	E	8.7	E	6.5	E	6.9	E	4.6	E	6.2	ENE	4.6
平均 Mean		4.6		7.7		7.6		7.2		8.5		7.9		8.6		8.3

六月逐日風向及風速 (m/s)

every Day, in the Month of June, 1939. (m/s)

14		15		16		17		18		19		20		21		平均 Mean
向 Dir.	速 Vel.	向 Dir.	速 Vel.	向 Dir.	速 Vel.	向 Dir.	速 Vel.	向 Dir.	速 Vel.	向 Dir.	速 Vel.	向 Dir.	速 Vel.	向 Dir.	速 Vel.	
NE	10.4 E	13.8 NE	6.4 NE	NNE	7.4 E	6.5 NE	11.5 NE	13.4 NE	11.0	8.2						
NNE	7.0 ENE	9.6 ENE	10.0 ENE	10.4 ENE	12.7 ENE	7.6 ENE	11.6 ENE	10.3	11.5							
E	11.0 ENE	10.3 E	11.8 E	9.0 ENE	10.6 ENE	10.1 ENE	12.3 E	8.5	10.7							
E	2.3 NE	3.6 E	7.7 ESE	8.6 ESE	1.1 ESE	7.8 SE	8.4 SSE	10.7	7.4							
S	8.9 S	9.3 SSW	9.6 S	10.4 SSW	10.2 SSW	9.5 S	11.1 SSW	8.6	8.4							
SE	4.7 SSW	8.6 SSW	2.8 S	2.7 ENE	3.8 ENE	4.7 E	1.0 SSE	5.6	5.2							
SW	5.1 SSW	8.3 SSW	3.5 NNW	0.4 SW	9.3 SW	8.5 S	4.9 S	6.6	6.9							
E	13.3 ENE	14.2 ENE	10.9 NE	10.3 ENE	9.4 NE	9.1 ENE	12.2 ENE	12.4	11.1							
W	6.1 SW	7.7 SW	6.9 SW	8.4 SW	6.9 SW	9.2 SW	9.5 SW	8.1	6.7							
WSW	6.4 SW	8.2 SW	4.8 WSW	7.3 SSW	9.5 NE	8.7 NE	6.1 E	8.7	7.2							
E	1.3 NE	4.6 ENE	7.7 E	6.3 NE	3.1 NE	4.8 NE	6.9 NE	6.7	7.6							
E	9.3 ENE	5.0 E	5.0 E	6.2 ENE	6.4 NE	6.7 NE	8.5 ENE	10.3	6.0							
E	6.9 E	3.4 SE	7.6 S	4.1 S	7.2 SSE	7.8 S	6.9 S	7.1	7.4							
SW	9.1 SW	14.8 SW	11.2 SW	15.3 SSW	10.6 SSW	6.0 SSW	8.6 SSW	5.4	8.0							
SW	7.7 SW	8.7 SW	6.8 SW	11.1 SW	5.3 SW	9.3 SW	8.6 SW	6.2	8.2							
SW	8.2 WSW	8.3 SW	10.5 SW	4.5 SW	11.8 SW	9.9 SW	9.3 SW	8.8	8.0							
WSW	9.5 SW	8.1 WSW	9.4 SW	9.4 SW	7.2 SW	9.4 SW	9.1 SW	10.1	10.3							
W	8.6 SW	11.7 WSW	8.9 SW	7.2 SSW	3.1 ENE	5.5 NE	6.4 NE	4.7	9.0							
SW	0.5 SW	3.4 SSW	4.2 SW	8.2 SW	3.0 SW	6.7 NW	5.9 HW	6.9	4.7							
E	9.7 E	7.6 ESE	14.3 E	9.3 E	8.9 ESE	7.7 ESE	8.7 E	6.8	6.7							
E	4.9 E	10.7 ESE	7.4 E	9.5 E	9.0 E	10.5 E	1.0 SSE	7.7	7.0							
SW	6.7 SSW	7.2 SW	7.6 SW	4.1 SW	3.8 SW	6.6 SSW	10.1 SSW	2.1	5.5							
SW	12.6 SW	10.4 SSW	10.3 SW	8.0 SW	10.8 SW	10.2 SW	9.1 SW	10.1	9.0							
SW	9.8 SW	7.0 SW	9.4 SW	11.3 SW	9.2 SW	15.4 SW	10.6 SW	7.5	10.8							
SW	9.5 SW	10.7 SW	11.1 SW	12.1 SW	10.2 SW	11.1 SW	7.1 SW	9.1	9.2							
SW	10.2 SW	12.5 SW	10.9 SW	13.3 SSW	9.6 SSW	10.7 SSW	10.5 SSW	7.1	9.9							
SW	11.9 SSW	11.6 SW	11.0 SW	10.6 SW	10.1 SSW	12.7 SW	15.8 SW	10.8	11.7							
WSW	9.7 WSW	10.9 SW	12.6 WSW	12.6 SW	11.9 SW	10.1 SW	4.9 S	2.7	9.6							
C	0.0 C	0.0 C	0.0 C	0.0 C	0.0 NE	— E	5.1 E	5.4 NE	0.5	4.3						
E	6.9 ENE	0.2 NE	1.7 ENE	0.7 E	0.5 S	1.4 SSE	3.6 SSE	4.7	4.3							
7.7	8.3	8.1	8.0	7.4	8.6	8.4	7.7	8.0								

中華民國二十八年

Precipitation Amount of every Hour of Day.

時日 H. D.	0-1	1-2	2-3	3-4	4-5	5-6	6-7	7-8	8-9	9-10	10-11	11-12
1	18.3	26.5	2.5	1.1		14.9	10.5	4.1	0.1	2.2	1.2	1.9
2	0.1	0.3	0.4	1.5	0.2					0.2	0.6	0.8
3	0.3	0.1	0.1	0.3	0.2	0.8	0.3	0.9	3.3	1.6	T	T
4	1.1	1.1	1.5	1.4	2.6	1.8	1.0	1.1	1.1	1.8	0.5	0.9
5	0.1		T	0.1		0.1	T	T		T	0.4	0.1
6									T	0.1	0.1	T
7						T	0.6			T	T	T
8									0.2	2.2	0.1	T
9			0.1	0.1	0.1	T	T					T
10	T	0.1			0.1	0.6	0.5	0.9				1.7
11	3.0	0.5	0.2	T	0.1	T	0.7	0.6	0.2			
12									0.3	0.3	0.3	0.5
13	1.2	4.8	2.2	2.1	0.9	0.1	0.7	0.7	1.7	0.6	0.2	0.1
14			0.2	0.2	0.1	T	0.1	0.1	0.3	0.1		
15									0.5	T		
16	1.3	0.1										
17												
18							T	0.6	0.1		0.7	0.5
19		9.2	3.6	0.1								T
20												
21												
22		0.2	0.1									0.2
23												
24										0.6	0.1	0.5
25												
26												
27											T	
28											0.1	
29	0.4	1.3	0.1	0.4	0.5	0.6	0.6	0.1	0.1	0.2		
30												
總計 Total	25.8	44.2	11.0	7.3	4.8	18.9	15.0	9.4	7.9	9.9	4.3	6.2

六月逐日各時降水量 (mm)

in the Month of June, 1912. (mm)

12-13	13-14	14-15	15-16	16-17	17-18	18-19	19-20	20-21	21-22	22-23	23-24	總計 Total
T	T	6.8	0.1	0.5	0.1	0.1	T			0.1	0.5	30.9
0.5	0.7	0.1	T	T	T	0.3	0.1	0.2	0.2	0.1	0.5	7.2
		T	T	0.7	1.7	1.5	0.5	0.1	T	0.4	1.1	13.9
0.8	0.6	0.2	0.1	T	0.1	0.2	0.3	T	T	0.1	T	16.1
T												0.8
		0.6	T	T	T							0.8
1.5	2.6	3.0			4.1	1.1	0.1					13.0
1.0	T	0.5	1.1	1.5	0.9	0.5	0.1	T	T			8.1
0.1	T					2.2	0.1	T				2.7
1.1	0.1	0.4		0.1	5.1	0.4	0.2	1.1	0.3	1.8	7.9	22.4
		T	T									5.3
0.2	0.1	0.3	T	0.2	0.2	0.3	0.5	0.3	0.2	0.2	1.3	5.2
		0.4	0.2	1.0	0.4	T	T	0.3	T			17.6
												1.1
												0.5
	0.2	0.4										2.0
0.1							0.9	0.1				15.8
1.0				0.3	0.1							1.4
0.2		2.4	2.1									5.0
0.7	0.3	0.3		0.1								1.6
1.2	8.7	1.0	0.4									12.5
												0.1
			0.2				0.1	T	0.1	T		4.5
									0.1			0.3
8.2	13.3	16.1	4.2	4.4	12.7	6.6	3.3	2.1	0.8	2.8	11.3	250.8

中華民國二十八年六月

Daily Values of Meteorological Elements

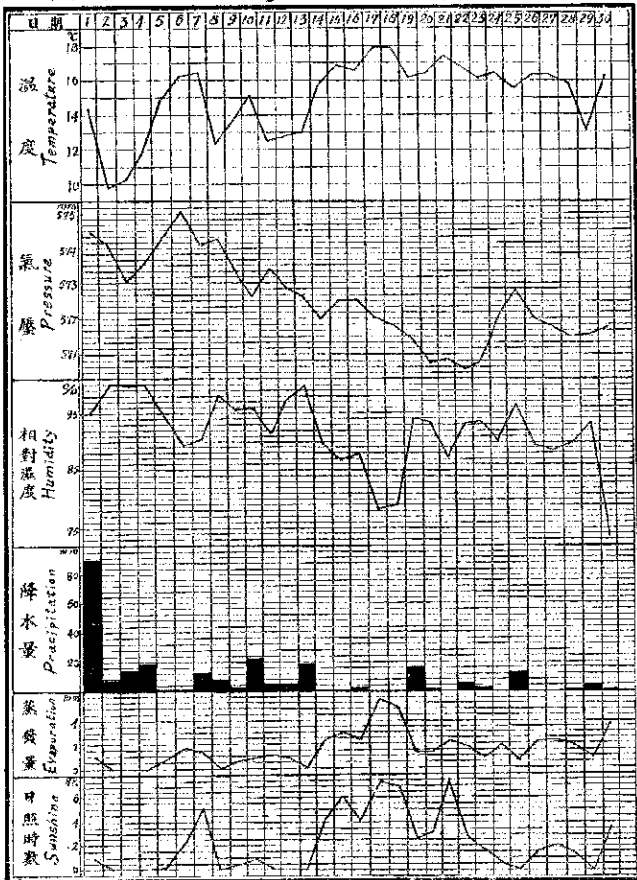
日期 Date	氣壓 pressure (500mm+)	溫度 Temperature (°C)					地面 Earth Surface	濕度 Temp. (°C)	濕度 Humidity		雲量 Amount of cloud 0-10
		平均 Mean	最高 Max.	最低 Min.	較差 Range	較差 Range			絕對 Absolute mm	相對 Relative %	
1	74.46	14.4	19.3	10.4	8.9	15.3	10.4	11.74	95.2	10.0	
2	74.10	9.8	11.0	8.9	2.1	10.4	8.9	9.11	100.0	10.0	
3	72.95	10.2	11.4	8.3	3.1	10.7	8.3	9.35	99.9	10.0	
4	73.57	11.8	13.2	10.3	2.9	12.5	10.2	10.43	100.0	10.0	
5	74.36	14.8	18.1	12.4	6.0	16.3	12.4	11.78	94.2	9.6	
6	75.09	16.2	21.2	13.8	7.4	18.1	13.3	12.34	89.3	9.6	
7	74.13	16.4	20.3	14.2	6.1	17.8	14.1	12.60	90.5	9.7	
8	74.27	12.3	15.1	10.6	4.5	12.3	10.6	10.63	98.2	10.0	
9	73.32	13.7	18.4	10.0	8.4	15.3	10.0	11.26	95.7	9.9	
10	72.59	15.1	20.7	10.5	10.2	16.5	10.5	12.59	95.9	10.0	
11	73.39	12.5	17.4	9.1	8.3	14.8	9.3	9.90	91.4	10.0	
12	72.91	12.7	14.5	11.3	3.2	13.8	10.8	10.71	97.2	10.0	
13	72.62	13.0	15.4	10.4	5.0	14.0	10.4	11.21	99.7	10.0	
14	71.97	15.8	20.0	13.3	6.7	16.8	13.3	11.92	89.7	9.6	
15	72.46	16.8	21.2	13.9	7.3	18.1	13.9	12.52	86.7	9.9	
16	72.54	16.5	21.4	13.5	7.9	17.6	13.5	12.52	88.0	9.6	
17	71.96	17.9	22.8	14.1	8.7	20.3	13.9	11.79	78.2	8.9	
18	71.77	17.9	23.3	14.4	8.9	20.1	14.1	12.01	78.9	10.0	
19	71.32	16.2	20.2	13.9	6.3	17.9	13.9	12.94	94.0	10.0	
20	70.75	16.5	21.7	14.4	7.3	18.3	13.9	13.18	93.4	8.4	
21	70.90	17.4	22.7	14.2	8.5	20.1	13.2	13.92	87.3	8.1	
22	70.58	16.7	20.6	14.6	6.0	18.1	13.9	13.20	53.2	10.0	
23	70.78	16.2	18.9	14.2	4.7	17.1	14.2	12.90	51.6	10.0	
24	71.93	16.4	19.5	13.0	5.5	17.6	14.0	12.53	99.1	10.0	
25	72.79	15.6	18.3	13.2	4.1	15.9	14.4	12.80	96.4	10.0	
26	71.99	16.3	19.7	13.8	5.9	17.2	13.7	12.39	89.4	10.0	
27	71.77	16.3	19.2	14.1	5.1	17.5	14.1	12.30	88.4	9.7	
28	71.50	15.9	19.9	11.5	8.6	17.5	11.3	12.18	89.9	10.0	
29	71.55	15.0	16.8	10.2	6.6	14.7	10.2	10.47	93.4	10.0	
30	71.70	16.3	21.0	11.3	9.2	19.0	11.4	10.69	73.4	9.6	
總數或平均 T. or M.	72.54	15.9	18.5	12.3	6.4	16.4	12.2	11.72	91.7	9.8	

中華民國二十八年六月逐日能見度 (0-9)

Visibility of every Day, in the month of June, 1939. (0-9)

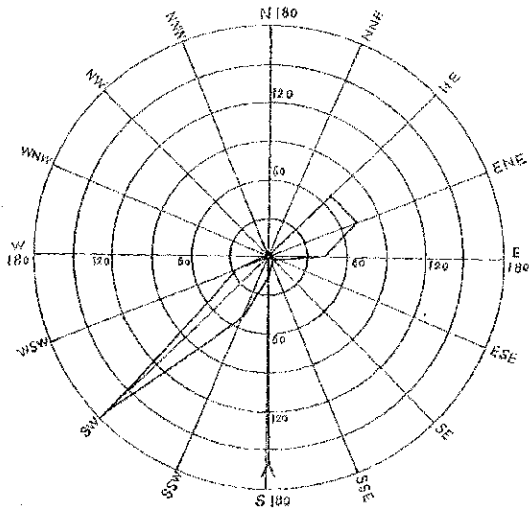
時 D.	6	7	8	9	10	11	12	13	14	15	16	17	18	19	平均 Mean
1	3	4	6	0	0	0	2	8	7	2	6	8	7	7	4.8
2	1	0	0	0	0	0	0	0	0	0	0	0	0	0	0.5
3	0	0	0	0	0	0	0	0	0	0	0	0	0	0	0.4
4	0	0	0	0	0	0	0	0	0	0	0	0	0	0	0.0
5	5	5	7	8	3	1	4	8	8	8	8	9	9	9	6.6
6	7	7	7	8	8	8	9	9	9	8	8	8	9	9	8.1
7	1	2	7	8	9	9	9	9	8	8	8	8	7	7	7.5
8	4	6	0	0	5	5	8	8	1	0	0	0	0	0	1.6
9	0	0	0	0	8	8	8	8	8	9	9	8	3	8	4.8
10	0	0	0	7	8	8	6	6	8	8	8	8	5	0	5.3
11	1	1	1	6	7	6	7	7	8	8	8	8	8	8	5.6
12	6	2	3	5	6	4	2	0	0	0	0	0	0	0	2.0
13	0	0	0	0	0	7	8	8	0	1	3	9	8	8	0.4
14	7	6	0	0	1	7	8	6	1	8	8	9	9	9	6.1
15	0	5	0	1	8	8	8	9	8	9	9	9	9	9	6.6
16	0	2	7	7	7	8	9	9	7	9	9	9	9	8	7.1
17	9	8	8	9	9	9	9	9	9	9	9	9	9	9	8.9
18	9	7	7	7	6	8	8	8	9	9	8	8	7	6	8.6
20	0	1	0	7	8	8	8	8	8	8	8	6	7	9	6.3
															5.6
21	0	5	6	9	8	9	9	9	7	5	6	9	9	7	7.4
22	0	7	8	7	8	8	8	8	8	8	8	8	8	8	8.8
23	0	7	8	8	8	8	8	8	8	8	8	8	8	8	6.1
24	0	5	8	8	8	8	8	8	8	8	8	8	8	8	7.8
25	0	6	5	5	5	7	7	7	8	8	8	8	8	7	7.2
															5.5
26	0	0	7	8	7	8	8	9	9	9	9	9	9	8	7.1
27	0	8	8	8	8	8	8	8	9	9	9	9	9	8	8.8
28	0	8	8	8	8	7	7	8	8	8	8	8	9	8	7.2
29	0	8	6	6	5	5	6	6	8	8	8	8	7	7	7.4
30	8	8	7	7	7	7	8	8	8	8	8	8	7	7	5.7
															7.5
平均 Mean	2.7	3.7	4.3	5.1	5.0	5.5	6.4	6.5	6.6	5.8	6.3	6.5	6.3	5.8	5.5

中華民國二十八年六月份各項氣象要素逐日變遷圖
 March of Different Meteorological Elements in the Month of June, 1939.



中華民國二十八年六月份風向圖

Wind Rose for June, 1939.



風向次數
Frequency

合成風向
Resultant Direction

方向 Dir.	N	NNW	NNE	ENE	E	ESE	SE	SSE	S	SSW	SW	WSW	W	WNW	NW	NNW	V	C
次數 Frequency	2	0	7	2	4	3	8	4	7	16	52	172	25	2		2	1	6
百分數 %	0.4	0	14.0	8.0	9.0	17	0.8	1.5	3.3	10.0	32.8	5.8	0.4		0.4	0.2	1.3	

本刊已領得
內政部雜誌登記證
警字第七〇三六號

1939

年

4卷7-12期

立 省 南 雲
所 候 側 明 昆

氣 象 月 報

第 四 卷 第 七 期

龔 自 知 題



中 華 民 國 二 十 八 年 七 月 份

MONTHLY METEOROLOGICAL BULLETIN

OF

METEOROLOGICAL STATION OF YUNNAN PROVINCE.

KUNMING.

July, 1939.

VOL. 4, NO. 7.

	目 次	頁
	<i>Table of Contents</i>	<i>page</i>
凡 例	<i>Explanatory Remarks.</i>	1
本月份天氣概況	<i>A Summary of Weather Conditions, during the Month of July, 1939.</i>	2
本月份氣象概要	<i>Monthly Summary</i>	3
氣 壓	<i>Barometric Pressure.</i>	4-5
氣 溫	<i>Air Temperature.</i>	6-7
地 面 溫	<i>Earth Temperature on the surface.</i>	8-9
地 內 溫	<i>Earth Temperature.</i>	10
雲 量	<i>Cloud Amount.</i>	11
絕對濕度	<i>Absolute Humidity.</i>	12-13
相對濕度	<i>Relative Humidity.</i>	14-15
雲狀與雲向	<i>Cloud: Forms and Direction.</i>	16-17
風向及風速	<i>Wind Direction and Velocity.</i>	18-19
降 水 量	<i>Precipitation.</i>	20-21
逐日氣象平均要素	<i>Daily Values of Meteorological Elements</i>	22-23
觀 見 度	<i>Visibility.</i>	24
各項氣象要素逐日變遷圖	<i>March of Different Meteorological Elements.</i>	25
風 向 圖	<i>Wind Rose.</i>	26

觀測紀錄凡例

- (1) 本所設於昆明太華山麓，其位置為東經 $102^{\circ}37'31''$ ，北緯 $24^{\circ}57'56''$ ，氣壓表氣面高度用海平面對為260公尺。
- (2) 逐日觀測紀錄二十四時，用京師 105° 標準時，自六時至廿一時直接觀測十六次，廿二時至翌日五時之氣壓、氣溫、溫度、雨量、雲紀錄，但採自自記儀器除項暫缺。
- (3) 氣壓讀數以公厘為單位，曾經溫度補度訂正，惟未註高度訂正。
- (4) 溫度以攝氏制度為標準，逐日最高最低氣溫，係選自最高及最低溫度表所得之數，並將其觀測次數內之最高最低。
- (5) 相對溫度由乾濕球溫度表計算而得，以公厘為單位。
- (6) 風向用十六方向；風速記錄每秒公尺數。
- (7) 雲向亦用十六方向，惟每日電報中則併為八方向。
- (8) 雲量以天空為雲所蔽之成數而定；凡雲量自0—2.9稱為晴天，3—7.9稱為曇天，8以上稱為陰天。
- (9) 雲狀用國際通行之名稱。
- (10) 降水量一日內在0.05公厘以上者稱為雨天，不滿0.05公厘，則記以「丁」符號。
- (11) 隱見度以0—9級，用目力測定之。
- (12) 各種天氣符號，悉依國際規定之通用符號。

等級	能見度	
	能見	不能見
0		100公尺
1	100公尺	200公尺
2	200公尺	500公尺
3	500公尺	1公里
4	1公里	2公里
5	2公里	6公里
6	6公里	10公里
7	10公里	20公里
8	20公里	50公里
9	50公里	

天氣符號	
☉	晴天
☁	陰天
☂	雨天
☃	雪天
☄	雷電
★	霧
☆	霜
☇	露
☈	冰
☉	晴天
☁	陰天
☂	雨天
☃	雪天
☄	雷電
★	霧
☆	霜
☇	露
☈	冰

民國二十八年七月昆明天氣概況：

一 得

本年昆明自五月以來，雨日頗豐，六月最低濕大，雨亦特多，本月太華山雷，雨尤盛，總計得雨量 301.7mm ，比去年同地通常之雨量，更加 17.9mm ，較諸昆明市歷年同月平均標準雨量 287.1mm ，即多 14.7mm ，即超過一倍有奇！而本月而內雨量 284.7mm ，比往年亦多 77.6mm ，是不啻高山多雨。

應研究者：本年七月全陽雨天日數，完全同於去年，而雨量益盛，在去年已構成威脅，平彝，宜良，武定，永仁，開遠，蒙自，等縣之旱有水災！昆明湖珠江水位為去年八割；本年七月未開發生水災，何以致？降雨更多，所以不致災者，因無暴雨也，去年一日內最多雨量為 101.3mm ，一時內最多雨量為 38.7mm ，本年一日內最多雨量僅 45.7mm ，一時內最多雨量為 24.9mm ，故山洪未發，水漲易落，昆明湖十七日間，盤龍江水位曾降至平字六割也。

自本年六月，北太平洋氣流南進，東北陸氣盛，角遂中斷，遠及西南，昆明合吹風向，為E偏E，七月同然，比去年NE—E象限之風增多，SW—E象限之風減少，是來年西南熱帶氣流，及赤道氣流不強，低氣壓羣，邊區停滯，因而潮濕成煤，氣流交綫，昇高惡冷，故易致雨也。

氣溫平均 26.5°C ，比去年低 0.7°C ，比歷年同月昆明氣溫平均 20.4°C ，偏寒 -3.6% ，但較歷年七月昆明所計，氣溫亦有偏涼，太華山雷電僅 3.5°C ，偏冷亦正當。

月內雷雨時行，中下午連續出現中，看雷雨七日，連電九日，閃電二十二日，接續得雨十七日，總得雨量 301.7mm ，多係餘氣所致。

月初一二日，承接六月二十八日起，連續六日雨，量不甚豐；三日，天陰，SW風大，日中月暈；四日，晴雨；五日，晴而變日，十九時風向轉E；六日，濕霧蒙蒙，雨後稍長，得量 45.7mm ，為本月一E內最多雨量；七日，午後風轉SW，勞發天雲紅日，四日全至七日，共得雨 81.1mm 。

八日，天陰，氣壓漸降；九日，W風大；十日，氣壓降而穩定，午有孤雲NE，陰霧微雨；十一日，天陰有霧；十二日，天曇，氣溫極高 26.5°C ，氣層厚而包陰；十三日，開始雷雨，午後日全，連雷閃電，夜半雷雨至二十四日，雷雨的夜盡；十六日十七日，氣壓極低 68.13mm （本誌高度訂正）風向由NE，轉SE，轉SE，SEW，是降低昆明中心過昆明之北，二十三時至二十四時，降雨最多 21.9mm ，今日 42.8mm ，在雷雨也。

十七日，風向轉NE時SW，雷電孤雨；十八日，午後雷雨；十九日，十五時，E風大，雷雨至晚；二十日，二十一日，夜雨閃電；二十二日，正午雷雨；二十三日，風向轉E，夜半雷電降雨連日；二十四日，晨後雨驟；二十五日，晚間雷雨，日破月卒；二十六日，午前雷雨，午後風轉SW；二十七日，勞發SW風大，是雷閃電，夜半至晨；二十八日，風又偏N，氣溫極低 19.8°C ；二十九日，午天雲，晚無雷雨；三十日，天曇，日月全，連霧微雨，至此告一段落；三十一日，氣壓極高 73.69mm ，風向轉E時W，竟日霧雨，前氣團俱被擠去。

中華民國廿八年七月氣象綱要

Monthly Summary for July, 1939

氣壓 Air Pressure	
極高	Extreme maximum 573.59m.m. 在 31日 10時 on 31st. 10h.
極低	Extreme minimum 568.43m.m. 在 16日 16時 on 16th. 17h.
平均	M.m. 571.32m.m.
氣溫 Air Temperature	
極高	Extreme maximum 25.5°C. 在 12日 on 12th.
極低	Extreme minimum 9.5°C. 在 28日 on 28th.
最高平均	Mean maximum 21.6°C.
最低平均	Mean minimum 13.5°C.
平均	Mean 16.8°C.
風 Wind	
最大風速	Maximum velocity 20.2m/s 在 19日 15時 on 19th. 15h.
來成風向	Resultant direction S 77° 25' 39" E
降水量 Precipitation	
最大	426.8m.m.
日最大	Greatest in 24 hours 45.7m.m. 在 6日 on 6th.
時最大	Greatest in 1 hour 24.9m.m. 在 16日 23-24時 on 16th. 23-24h.
雜項 Miscellaneous Informations	
少雲日數	Partly Cloudy days 2
陰天日數	Cloudy days 4
雨天日數	Rainy days 25
有雷雨日數	Days with thundersform 7
有霧日數	Days with wet fog 14
有薄霧日數	Days with fog 11
有低雲日數	Days with mist 4
有霧日數	Days with ground fog 20
有露日數	Days with dew 6
有大風日數	Days with gale 4
有雷聲日數	Days with clunder 10
有閃電日數	Days with lightning 16
有日暈日數	Days with solar halo 10
有月暈日數	Days with solar corona 2
有月華日數	Days with lunar corona 4
有虹日數	Days with rainbow 4

Q. 111

中華民國二十八年

Barometric Pressure at every Hour of

日 D	時 H	Barometric Pressure at every Hour of											
		1	2	3	4	5	6	7	8	9	10	11	中午 Noon
1		72.31	72.20	72.05	71.90	71.94	71.99	72.01	72.47	72.46	72.71	72.79	72.66
2		72.34	72.43	72.42	72.31	72.40	72.39	72.79	72.71	72.77	72.72	72.70	72.35
3		71.75	71.71	71.67	71.62	71.58	71.53	71.62	72.05	72.29	72.16	72.01	71.79
4		71.76	71.66	71.63	71.61	71.79	71.95	72.31	72.63	72.95	73.16	73.30	73.40
5		72.67	72.45	72.34	72.31	72.49	72.87	73.27	73.44	73.41	73.25	73.20	72.99
6		72.39	72.12	72.06	72.00	71.95	71.88	72.11	72.33	72.42	72.48	72.48	72.46
7		72.65	72.60	72.55	72.35	72.53	72.58	72.78	73.08	73.27	73.22	73.20	73.08
8		72.87	72.83	72.75	72.57	72.53	72.58	72.78	73.06	73.34	73.31	73.19	73.19
9		72.39	72.28	72.03	72.00	71.86	71.92	72.12	72.41	72.29	72.38	72.24	72.01
10		70.72	70.64	70.60	70.57	70.54	70.62	70.93	71.09	71.10	71.14	71.10	70.84
11		70.91	70.82	70.78	70.65	70.51	70.58	71.02	71.24	71.30	71.66	71.35	71.12
12		71.45	71.20	71.15	71.10	71.04	70.99	71.42	71.63	71.95	71.90	72.66	71.65
13		71.14	71.02	70.60	70.73	70.71	70.84	71.10	71.43	71.48	71.43	71.32	71.00
14		70.84	70.76	70.54	70.52	70.50	70.48	70.60	70.66	70.66	70.64	70.63	70.51
15		71.01	70.75	70.44	70.38	70.32	70.51	70.71	70.79	70.94	71.18	70.83	70.70
16		70.73	70.56	70.30	70.14	69.94	69.92	70.00	70.10	70.36	70.33	70.29	70.15
17		70.20	70.14	69.59	69.49	69.39	69.54	69.80	70.20	70.76	70.65	70.61	70.49
18		71.29	71.18	70.84	70.68	70.62	70.57	70.86	71.32	71.32	71.39	71.35	71.04
19		70.40	70.18	70.11	69.94	69.87	69.90	70.14	70.32	70.14	70.32	70.13	70.00
20		71.28	71.29	71.30	71.11	71.12	71.23	71.41	71.27	71.73	71.87	71.95	71.90
21		71.47	71.21	70.85	70.69	70.64	70.68	70.84	70.99	71.18	71.55	71.32	71.00
22		71.55	71.41	71.27	71.12	71.08	71.04	71.26	71.48	71.71	71.70	71.63	71.51
23		71.75	71.55	71.46	71.36	71.47	71.47	71.78	72.15	72.20	72.19	72.03	71.70
24		71.45	71.42	71.36	71.34	71.30	71.26	71.27	71.59	71.62	71.60	71.40	70.95
25		70.85	70.72	70.58	70.54	70.50	70.52	70.73	71.01	71.11	71.20	71.15	71.00
26		71.70	71.44	71.18	71.02	70.95	71.15	71.55	71.86	72.25	72.33	72.40	72.25
27		72.27	72.09	71.71	71.53	71.54	71.46	71.46	71.96	72.03	72.09	71.87	71.64
28		72.09	71.97	71.94	71.61	71.58	71.76	70.87	71.03	71.15	71.08	71.04	70.79
29		71.32	71.35	71.17	70.99	70.92	70.94	71.08	71.36	71.68	71.73	71.58	71.30
30		72.10	71.92	71.85	71.82	71.90	71.97	72.39	72.74	73.23	73.22	73.20	73.16
31		73.32	72.17	72.83	72.78	72.84	72.99	73.12	73.37	73.46	73.59	73.58	73.34
平均 Mean		71.66	71.32	71.30	71.27	71.24	71.29	71.50	71.76	71.92	71.95	71.87	71.67

七月 逐日 各時 氣 候 (500m. m. +)

Day, in the Month of July, 1939. (500m. m. +)

13	14	15	16	17	18	19	20	21	22	23	日 數 Days	平均 Mean
72.50	71.90	71.58	71.05	70.93	71.03	71.44	71.95	72.18	72.37	72.66	72.65	72.07
72.14	71.51	70.87	70.75	70.54	70.72	70.86	71.40	71.83	71.89	71.84	71.60	71.95
71.30	71.15	70.53	70.52	70.21	70.31	70.53	71.25	71.27	71.35	71.82	70.90	71.43
73.20	73.00	72.56	72.39	72.30	72.60	72.61	72.04	72.25	72.53	72.61	72.67	72.46
73.57	72.20	71.70	71.80	71.50	71.30	71.92	72.31	72.63	72.67	72.61	72.55	72.56
72.22	71.98	71.74	71.54	71.35	71.65	71.96	72.28	72.41	72.40	72.62	72.65	72.15
72.32	72.57	72.20	71.80	71.70	71.79	72.23	72.57	72.86	72.86	72.93	72.99	72.63
74.05	72.52	72.19	71.59	71.57	71.69	71.96	72.41	72.54	72.60	72.57	72.53	72.61
74.38	71.05	70.67	70.50	70.20	70.30	70.70	70.36	70.50	70.57	70.63	70.40	71.40
70.76	70.48	70.36	70.10	71.08	71.06	70.54	71.62	71.11	71.24	71.26	71.19	70.84
70.50	70.36	70.64	69.82	69.91	69.91	70.32	71.07	71.46	71.71	71.66	71.60	70.88
71.31	70.76	70.42	70.21	69.91	69.91	70.12	70.43	71.32	71.30	71.25	71.26	71.09
71.56	70.02	69.68	69.35	69.43	69.63	69.64	69.57	70.47	70.65	70.53	70.91	70.63
70.85	69.62	69.39	69.18	69.35	69.35	69.67	70.50	70.55	70.89	71.03	71.07	70.35
70.25	69.91	69.36	69.23	69.37	69.36	69.73	70.54	70.57	71.01	70.95	70.89	70.41
69.94	69.33	68.79	68.46	68.43	68.51	69.03	69.36	69.66	70.15	70.20	70.35	69.80
70.15	69.64	69.49	69.35	69.27	69.46	69.96	70.10	70.40	71.39	71.49	71.44	70.13
70.51	70.06	69.76	69.34	69.32	69.93	69.95	70.38	70.73	70.65	70.59	70.52	70.63
69.71	69.42	69.30	69.26	69.37	69.67	69.88	70.21	70.34	71.05	71.36	71.36	70.11
71.28	70.92	70.64	70.32	70.16	69.86	70.27	70.60	71.30	71.54	71.58	71.53	71.13
70.65	70.48	69.90	69.86	69.82	70.23	70.54	71.70	71.42	71.73	71.73	71.69	70.91
71.09	70.76	70.50	70.63	70.46	70.39	70.69	71.12	71.33	71.53	71.84	71.84	71.33
71.37	70.90	70.48	70.11	70.08	70.16	70.76	71.21	71.46	71.65	71.58	71.54	71.31
70.53	70.21	69.91	69.89	69.67	69.96	70.28	71.31	70.83	70.86	71.03	70.90	70.88
70.63	70.25	70.01	69.82	69.80	70.08	70.50	70.80	71.44	71.50	71.92	71.36	70.79
71.94	71.50	71.25	71.05	71.05	71.26	71.80	72.20	72.61	72.87	72.74	72.65	71.79
71.30	70.46	70.16	70.75	70.45	70.73	70.30	70.98	70.92	71.97	72.15	72.12	71.44
70.53	70.30	70.13	70.10	69.95	70.16	70.58	71.00	71.63	71.75	71.73	71.55	71.10
71.15	70.60	70.24	69.97	69.91	70.24	70.55	71.16	71.80	71.97	72.05	72.23	71.15
72.72	72.20	71.55	71.23	71.21	71.38	71.76	72.57	72.30	73.39	73.41	73.46	72.39
72.71	72.59	72.26	71.84	71.42	71.51	71.82	72.43	72.67	72.83	72.78	72.64	72.75
71.97	70.93	70.58	70.38	70.33	70.49	70.77	71.16	71.49	71.71	71.73	71.78	71.32

中華民國二十八年

Air Temperature at every Hour of

時 分	1	2	3	4	5	6	7	8	9	10	11	中午 Noon
1	13.8	13.6	15.3	15.2	15.1	15.0	15.2	16.3	15.8	16.6	17.2	18.9
2	16.4	15.7	15.6	15.4	15.3	15.2	16.0	16.1	17.5	18.2	19.9	20.4
3	15.3	15.5	14.9	14.6	14.5	14.3	14.8	13.8	16.2	17.8	16.2	19.1
4	15.2	14.9	14.4	14.3	14.1	14.2	14.6	15.3	16.0	17.6	18.5	17.6
5	15.1	15.1	14.6	14.3	14.3	14.3	15.4	16.2	16.0	17.2	18.6	18.5
6	15.4	15.2	14.8	14.7	14.7	14.6	14.2	14.6	14.8	14.8	14.8	15.2
7	13.7	13.5	13.3	13.3	13.5	13.4	13.6	14.6	14.3	15.3	15.8	16.3
8	14.6	14.5	13.3	14.0	14.0	14.0	14.0	14.8	15.5	15.7	17.0	17.2
9	13.2	14.9	14.7	14.7	14.6	14.4	14.6	15.0	16.0	16.6	16.0	17.6
10	13.1	15.3	15.1	15.1	15.0	15.0	14.8	15.2	16.3	17.2	18.4	19.0
11	14.5	14.6	14.2	14.2	13.8	14.1	16.0	13.7	20.7	20.6	20.9	22.0
12	16.4	16.0	15.6	15.6	15.3	15.3	16.7	19.0	20.0	22.4	22.6	23.2
13	15.9	15.7	15.4	14.8	15.1	15.2	15.8	16.3	20.0	20.4	22.3	22.3
14	15.2	15.0	15.0	14.8	14.8	14.6	14.8	16.4	16.9	19.4	20.2	21.0
15	14.6	14.3	13.6	13.6	13.9	13.0	14.6	15.2	16.1	18.2	19.2	19.5
16	14.4	14.2	14.1	14.0	14.3	14.4	15.8	17.2	17.6	18.9	19.8	19.0
17	13.2	13.3	13.2	15.2	13.3	15.1	15.9	16.1	19.3	20.7	20.0	21.4
18	13.3	13.7	13.2	14.8	15.0	15.2	16.5	17.7	17.8	19.4	21.1	22.4
19	16.5	16.2	15.3	15.7	15.3	15.1	14.6	15.3	16.4	19.2	19.9	17.6
20	13.9	13.9	13.9	13.9	13.6	13.4	13.4	15.3	16.8	17.4	18.5	19.5
21	14.8	14.1	14.2	14.0	13.7	13.6	14.7	16.0	16.5	16.4	18.6	19.2
22	14.7	14.8	14.4	14.3	14.2	14.6	14.7	15.2	14.5	15.0	16.5	16.4
23	14.3	14.4	14.5	14.5	14.4	14.4	14.6	17.0	16.0	18.6	19.3	20.6
24	14.9	14.9	15.0	14.6	14.5	14.5	15.2	16.5	17.1	17.2	18.6	19.6
25	14.4	14.2	14.0	13.7	14.5	13.2	13.2	13.3	15.0	15.8	16.5	18.4
26	15.2	15.3	15.4	15.3	15.2	15.0	14.9	15.0	15.2	15.5	16.8	18.0
27	15.6	15.6	15.4	15.2	15.1	15.0	14.9	15.3	15.8	16.2	17.0	19.0
28	10.5	10.3	10.7	11.2	11.4	11.0	12.1	13.2	13.4	15.1	15.8	20.4
29	16.1	15.9	15.8	15.4	15.3	14.0	14.1	15.6	16.0	20.3	20.1	20.8
30	14.9	14.5	14.0	13.5	13.0	13.0	13.0	14.4	17.7	18.8	19.6	20.4
31	16.0	15.8	14.9	13.8	13.9	13.4	13.0	13.0	13.1	13.0	13.4	14.2
平均 Mean	15.0	14.9	14.7	14.6	14.4	14.4	14.9	15.2	16.6	17.8	18.7	19.3

七月 每日各時氣溫 (°C)

THE MONTH OF JULY 1939. (°C)												Mean	
Day	13	14	15	16	17	18	19	20	21	22	23	Max.	Min.
19.6	20.2	20.8	20.7	20.3	21.1	19.3	19.8	19.8	19.3	19.3	16.9	16.4	17.6
21.8	22.0	21.4	21.3	21.3	20.3	19.2	19.7	19.0	18.0	18.3	17.7	15.7	16.0
19.0	19.6	19.9	19.6	20.3	19.2	18.6	17.7	17.0	17.0	16.3	16.1	15.1	17.2
17.8	17.4	17.6	17.4	16.3	15.6	15.6	15.3	15.3	15.3	15.0	13.2	15.1	15.8
18.9	17.8	15.2	16.4	16.0	15.9	16.3	15.6	15.7	15.7	15.7	15.3	15.1	15.9
15.5	16.7	16.3	15.6	15.5	15.4	15.0	14.1	14.6	14.6	14.6	13.0	13.5	14.9
17.8	17.0	17.9	16.3	16.3	16.3	16.3	15.7	15.5	15.5	15.1	13.6	14.7	15.1
18.4	19.0	19.7	18.4	18.2	17.3	17.2	17.2	16.5	16.0	15.9	14.5	15.1	16.1
18.4	19.6	17.6	16.6	16.6	19.0	19.0	18.9	17.2	16.4	16.0	13.8	13.1	16.7
15.8	14.0	13.0	13.7	14.3	15.0	16.4	14.6	14.1	14.1	14.9	13.5	15.1	15.3
20.6	21.4	23.2	22.3	21.5	20.0	19.2	18.5	18.5	17.2	17.8	17.0	18.1	18.4
22.4	25.2	22.6	21.8	21.1	20.0	19.0	18.1	17.7	17.1	17.1	16.9	16.3	19.0
22.0	23.6	23.6	24.0	21.8	20.4	20.0	19.3	19.3	19.3	18.4	16.0	15.1	18.8
21.2	21.0	22.4	20.8	19.0	18.4	17.4	17.0	16.2	16.2	16.7	16.0	15.2	17.4
20.8	20.8	22.4	20.8	17.1	17.4	16.3	17.0	16.9	16.9	14.6	14.7	14.6	16.7
19.7	17.0	21.3	22.4	22.2	18.3	17.5	17.4	17.4	17.4	17.4	16.9	15.7	17.5
21.7	22.0	22.8	22.4	21.9	18.3	17.2	17.2	16.2	16.2	16.3	16.0	15.2	18.0
22.0	19.2	20.8	22.2	21.8	17.3	17.0	17.0	16.4	16.4	16.6	16.3	16.5	17.9
18.0	16.8	17.7	16.4	16.8	16.8	16.3	15.8	15.3	15.3	15.6	14.7	14.1	16.4
19.9	19.0	16.0	16.4	16.8	16.8	16.6	16.4	16.3	16.3	15.7	15.4	14.4	15.9
19.5	20.5	20.7	20.4	19.1	18.2	18.2	17.7	17.4	17.4	16.6	13.5	14.3	16.2
19.8	19.0	18.4	18.5	18.7	14.3	14.4	14.4	14.4	14.4	14.4	13.3	14.6	15.1
21.0	22.0	23.7	22.7	22.8	20.4	18.5	17.2	17.6	17.6	16.4	16.3	15.0	17.7
19.0	20.0	17.7	20.0	20.0	19.4	18.4	18.9	17.8	17.8	17.4	15.1	15.2	17.1
19.5	20.3	19.7	19.2	19.6	19.0	17.2	16.3	15.5	15.5	15.2	15.1	15.0	16.7
19.0	19.2	17.8	16.6	16.8	16.6	15.0	15.7	16.0	16.0	16.9	15.8	15.7	16.1
19.8	20.8	19.8	17.5	20.0	19.0	15.0	15.2	15.6	15.6	16.6	14.3	15.0	16.4
21.2	21.3	21.6	21.4	20.6	19.4	18.3	17.5	17.3	17.3	16.7	16.4	16.6	16.4
20.7	21.0	21.8	21.0	17.4	17.4	17.0	16.3	16.3	16.3	16.0	15.6	15.6	17.3
20.0	20.8	21.8	22.2	21.4	20.1	19.0	18.6	17.2	17.2	17.0	16.3	16.3	17.8
14.4	15.8	15.8	15.1	16.1	16.1	14.5	14.4	14.1	14.1	13.2	12.6	12.8	14.3
19.4	19.7	19.6	19.4	18.9	18.0	17.1	16.6	16.2	15.9	15.6	15.1	16.8	

中華民國二十八年

Earth Temperature on the Surface of

H	5	7	8	9	10	11	12	13
1	14.8	15.1	17.1	16.2	17.4	18.4	20.1	22.2
2	13.2	16.8	17.2	20.5	19.8	20.7	22.3	22.9
3	14.5	15.0	16.2	14.0	17.2	19.0	20.0	19.6
4	14.5	15.2	16.6	17.0	20.2	20.4	19.8	19.0
5	14.6	16.1	16.6	17.0	19.3	22.6	19.4	20.2
6	14.6	14.4	14.8	15.0	15.0	15.2	16.0	6.6
7	13.5	13.8	14.9	15.4	15.2	18.3	16.2	18.2
8	14.2	14.2	15.2	16.3	16.2	16.0	18.0	18.0
9	14.5	14.7	15.5	17.0	17.5	19.5	19.0	20.3
10	15.0	14.8	15.8	17.8	18.4	20.4	20.8	16.8
11	13.9	21.0	21.0	27.0	26.7	24.6	26.4	23.8
12	15.0	19.3	22.5	23.0	23.0	25.0	26.8	23.8
13	15.3	16.0	21.9	24.7	24.7	25.2	25.0	22.3
14	14.6	14.8	17.0	18.9	22.2	22.4	22.8	22.8
15	14.3	14.8	15.6	18.2	19.7	22.1	21.6	22.8
16	14.4	16.6	18.4	20.4	23.4	23.4	21.2	21.8
17	15.3	16.2	20.2	24.0	25.5	23.2	24.3	25.4
18	14.6	19.2	18.5	21.2	23.6	25.2	27.9	26.8
19	15.4	19.0	18.8	17.0	21.5	22.6	21.4	19.8
20	13.5	14.0	17.0	18.0	19.8	22.3	22.2	24.3
21	13.2	14.8	16.6	19.0	19.8	21.6	23.0	24.0
22	14.4	14.8	16.8	14.0	15.2	16.7	18.2	18.0
23	14.4	14.2	17.4	19.5	20.3	23.5	24.8	26.4
24	14.7	15.8	17.0	14.0	18.4	22.3	23.0	24.6
25	14.7	14.0	15.5	16.0	18.2	22.7	23.0	24.6
26	15.2	15.2	15.2	15.2	14.9	17.4	21.3	24.2
27	15.18	15.1	15.6	16.4	17.7	18.4	22.0	20.2
28	15.2	11.9	16.2	21.8	23.2	24.8	26.5	27.8
29	14.9	14.6	16.2	17.3	23.2	24.0	24.2	24.0
30	14.1	17.6	20.3	22.0	22.6	24.1	24.0	25.0
31	13.2	13.2	13.3	13.2	13.2	14.0	15.0	16.8
Mean	14.4	15.4	17.0	18.5	19.8	21.5	22.0	22.1

七月逐日地面溫度 (°C)

Temp. Day to the Month of July, 1939. (°C.)

14	15	16	17	18	19	20	21	平均 Mean
21.3	22.5	22.0	21.4	20.2	18.8	18.2	18.0	19.0
20.8	22.0	22.8	22.5	20.0	18.4	17.2	15.6	20.2
21.8	20.4	22.8	20.7	20.0	18.3	17.4	16.8	18.3
18.0	17.2	17.2	16.0	18.4	15.2	14.9	14.8	16.8
14.6	16.2	16.9	16.9	16.2	16.2	15.2	15.2	17.1
18.4	17.5	15.8	15.8	15.0	15.0	14.8	14.0	15.5
20.3	19.4	18.3	17.5	16.3	15.4	15.3	15.3	16.5
19.9	18.7	19.0	18.5	16.7	16.7	16.2	15.3	16.9
20.5	18.3	21.2	19.5	19.0	17.8	16.8	16.0	17.9
18.1	13.4	13.4	14.2	14.6	15.2	14.0	14.0	15.7
22.0	22.7	22.2	22.2	19.0	18.8	17.0	17.5	22.0
22.0	22.8	23.0	21.6	20.7	19.0	17.0	17.0	22.0
22.0	22.5	22.3	22.3	20.3	20.2	18.3	17.8	22.6
22.8	22.2	21.8	19.4	18.4	17.4	16.5	15.8	20.2
22.4	22.2	22.0	17.5	17.3	16.8	16.6	14.8	18.9
22.8	22.7	22.5	22.0	22.0	17.3	16.9	16.3	21.0
22.4	22.5	23.0	19.0	18.0	17.2	16.8	17.2	21.2
19.8	22.6	22.9	22.4	17.0	16.5	16.4	16.2	20.5
17.2	19.0	16.6	17.2	16.9	16.6	15.6	15.4	17.5
19.2	15.1	17.2	17.7	19.8	16.2	15.4	15.4	17.9
25.6	24.8	22.4	19.4	15.8	15.0	14.2	14.2	18.8
14.7	15.4	14.3	14.7	13.0	13.0	13.2	13.9	13.9
22.2	20.5	20.9	21.6	19.2	18.6	16.8	16.4	21.0
23.5	20.6	22.8	21.1	19.5	17.8	17.9	17.3	19.3
23.1	21.0	20.2	20.3	19.9	17.2	15.9	15.6	18.7
18.0	18.0	17.1	17.5	18.9	15.9	15.8	15.8	17.1
22.2	20.3	18.6	22.2	18.8	18.0	15.8	15.2	17.9
27.0	26.9	22.6	21.0	19.2	18.0	17.0	17.0	20.7
25.6	24.6	22.0	16.7	18.2	16.8	16.9	15.3	19.7
21.2	21.9	20.3	20.2	19.4	18.5	16.0	16.0	21.6
17.0	17.2	17.0	17.5	16.8	14.4	14.2	14.1	14.9
22.1	21.6	20.6	19.3	17.9	17.0	16.2	15.8	18.8

中華民國二十八年七月逐日地內溫度(°C)

Earth Temperature of every Depth the Month of July, 1939. (°C)

日期 Date	0 cm	5 cm	10 cm	20 cm	25 cm	50 cm	75 cm	100 cm
1	19.1	18.4	18.0	17.2	16.8	16.7	16.6	16.3
2	21.3	19.7	18.8	16.9	17.1	16.9	16.6	16.3
3	18.2	17.5	17.7	16.7	17.3	17.0	16.6	16.3
4	17.1	17.3	17.1	17.3	17.3	17.1	16.7	16.3
5	18.7	18.2	17.7	17.2	17.3	17.1	16.7	16.3
6	17.5	16.8	17.1	17.2	17.3	17.1	16.8	16.3
7	17.1	16.9	16.9	16.9	17.3	17.2	16.8	16.4
8	17.2	16.5	16.5	16.5	17.2	17.1	16.8	16.4
9	18.3	17.1	17.1	16.9	17.1	17.0	16.8	16.5
10	17.3	16.8	16.8	16.9	17.1	17.0	16.8	16.5
11	22.5	20.2	19.1	17.6	17.0	17.0	16.8	16.4
12	23.9	20.3	20.0	18.4	17.3	17.2	16.8	16.4
13	25.1	20.5	20.5	19.4	18.7	18.3	16.8	16.5
14	22.1	20.8	20.8	19.8	19.1	18.5	16.9	16.5
15	22.2	20.3	20.3	19.0	18.3	17.8	17.0	16.5
16	23.1	20.4	20.5	19.5	18.5	18.0	17.2	16.6
17	24.7	21.3	21.3	20.4	18.7	18.2	17.3	16.7
18	22.8	21.0	21.1	20.6	19.0	18.3	17.5	16.7
19	18.5	18.6	19.0	19.0	18.2	18.6	17.6	16.9
20	20.9	19.7	19.8	19.4	19.1	18.7	17.8	17.0
21	20.0	20.0	19.7	19.3	18.9	18.5	18.0	17.2
22	17.0	18.0	18.5	19.0	18.8	18.5	17.8	17.3
23	21.0	20.9	20.8	20.7	18.6	18.4	17.8	17.2
24	21.0	20.4	20.0	19.7	18.7	18.4	17.8	17.3
25	21.0	18.4	19.7	19.5	18.8	18.5	17.8	17.3
26	19.0	18.8	18.9	19.1	20.8	18.6	18.0	17.4
27	18.8	18.2	18.4	18.8	18.8	18.6	18.0	17.4
28	21.1	20.9	19.5	18.5	18.5	18.5	18.0	17.4
29	22.5	20.7	20.1	19.3	18.6	18.4	18.0	17.4
30	22.0	20.9	20.4	19.6	18.7	18.4	17.9	17.4
31	17.9	17.4	18.0	19.0	18.8	18.5	17.9	17.5
平均 Mean	20.3	19.4	19.1	18.7	18.1	17.8	17.5	16.8

中華民國二十八年七月逐日雲量 (0-10)

Cloud Amount of every Day, in the Month of July, 1939. (0-10)

日 期	Cloud Amount of every Day, in the Month of July, 1939. (0-10)																			平 均 雲 量
	6	7	8	9	10	11	12	13	14	15	16	17	18	19	平 均 雲 量					
1	—	10.0	10.0	—	10.0	10.0	10.0	10.0	10.0	10.0	9.9	9.0	7.5	5.0	8.9					
2	10.0	10.0	10.0	10.0	10.0	9.0	9.5	8.0	8.5	9.8	7.0	9.5	10.0	10.0	9.4					
3	—	10.0	10.0	10.0	10.0	10.0	10.0	10.0	10.0	10.0	10.0	10.0	10.0	10.0	10.0					
4	10.0	10.0	10.0	10.0	10.0	10.0	10.0	10.0	10.0	10.0	10.0	10.0	10.0	10.0	10.0					
5	10.0	10.0	—	—	10.0	8.0	10.0	10.0	10.0	10.0	10.0	10.0	10.0	10.0	9.8					
6	—	—	—	—	—	—	—	—	—	—	—	—	—	—	—					
7	—	—	—	—	10.0	10.0	10.0	10.0	10.0	10.0	10.0	10.0	10.0	10.0	10.0					
8	10.0	10.0	10.0	10.0	10.0	10.0	10.0	10.0	10.0	10.0	10.0	10.0	10.0	10.0	10.0					
9	—	10.0	10.0	10.0	10.0	10.0	10.0	10.0	10.0	9.5	10.0	9.0	9.5	9.0	9.6					
10	10.0	10.0	10.0	10.0	10.0	10.0	10.0	10.0	—	10.0	10.0	10.0	10.0	10.0	10.0					
11	10.0	10.0	10.0	9.5	8.0	9.0	9.0	9.0	10.0	9.5	8.0	7.0	7.0	10.0	9.0					
12	1.5	2.0	3.0	5.5	9.0	4.0	4.0	8.0	9.0	9.5	10.0	10.0	10.0	10.0	6.8					
13	10.0	10.0	7.0	4.0	9.5	7.5	9.5	8.0	8.0	3.5	5.0	9.5	10.0	10.0	8.0					
14	10.0	10.0	—	—	9.0	8.0	7.0	7.0	5.0	9.5	9.0	10.0	10.0	10.0	8.8					
15	—	—	—	—	9.0	9.5	7.0	9.0	7.5	6.5	9.0	10.0	10.0	9.5	8.7					
16	—	—	8.0	9.0	6.0	9.5	9.5	9.0	8.5	6.0	7.5	9.0	9.0	9.0	8.3					
17	—	—	9.0	9.5	9.0	9.0	8.0	5.5	8.0	8.0	9.5	10.0	10.0	8.0	8.6					
18	10.0	10.0	—	10.0	10.0	10.0	10.0	10.0	10.0	10.0	10.0	10.0	10.0	10.0	10.0					
19	—	—	—	—	9.0	10.0	9.0	—	—	10.0	10.0	—	—	10.0	9.8					
20	10.0	10.0	9.0	10.0	10.0	9.0	10.0	10.0	10.0	—	10.0	10.0	10.0	10.0	9.8					
21	10.0	10.0	10.0	10.0	10.0	9.0	7.0	4.0	4.0	8.0	9.5	10.0	10.0	9.5	8.6					
22	10.0	10.0	—	—	10.0	10.0	10.0	10.0	10.0	10.0	—	10.0	10.0	10.0	10.0					
23	—	10.0	10.0	10.0	10.0	10.0	10.0	10.5	5.0	7.0	9.0	10.0	10.0	10.0	9.3					
24	—	10.0	10.0	10.0	10.0	9.0	9.0	9.0	10.0	10.0	10.0	10.0	10.0	10.0	9.8					
25	—	—	10.0	10.0	10.0	10.0	10.0	10.0	10.0	10.0	10.0	10.0	10.0	10.0	10.0					
26	—	—	—	—	10.0	10.0	10.0	10.0	10.0	10.0	10.0	—	10.0	10.0	10.0					
27	—	—	—	10.0	10.0	10.0	10.0	10.0	10.0	10.0	10.0	10.0	10.0	10.0	10.0					
28	10.0	9.0	9.0	8.0	5.0	7.0	9.0	6.0	5.0	9.0	9.0	9.0	10.0	10.0	8.2					
29	10.0	10.0	10.0	10.0	7.0	4.0	3.5	4.0	6.0	8.0	9.0	10.0	10.0	10.0	8.0					
30	3.0	2.0	1.5	8.0	9.0	6.0	8.0	5.0	6.5	5.0	2.5	8.0	9.5	10.0	5.9					
31	—	—	—	—	—	—	—	—	10.0	10.0	10.0	10.0	10.0	10.0	10.0					
平均 Mean	9.0	9.2	9.8	9.2	9.5	8.9	8.9	8.5	8.5	8.9	9.2	9.4	9.7	9.6	9.1					

中華民國二十六年

Absolute Humidity at each hour												Four of
1	2	3	4	5	6	7	8	9	10	11	12	
1	2	3	4	5	6	7	8	9	10	11	12	
1	11.77	11.61	11.96	12.12	12.26	12.55	12.74	12.78	13.35	13.67	13.69	12.90
2	12.06	12.34	12.69	12.52	12.44	12.74	12.07	13.32	13.59	13.65	13.16	12.95
3	12.47	12.84	12.27	12.12	11.92	12.16	12.28	12.48	12.57	12.45	12.14	12.20
4	12.23	11.84	11.73	11.65	11.73	11.69	11.79	12.20	12.29	12.33	12.90	12.97
5	12.63	12.52	12.27	11.99	12.02	12.26	12.77	13.45	13.61	13.69	13.95	14.81
6	12.88	12.96	12.63	12.55	12.55	12.47	12.15	12.47	12.63	12.63	12.69	12.86
7	11.54	11.99	11.24	11.24	11.50	11.53	11.68	11.30	12.25	12.44	13.11	11.71
8	11.57	11.57	11.46	11.23	11.43	11.31	11.37	11.53	11.77	11.58	11.62	11.70
9	12.48	12.36	12.31	12.31	12.47	12.34	12.35	12.44	12.92	12.92	12.75	12.17
10	11.58	11.61	11.69	11.68	11.60	11.60	11.65	11.76	12.00	12.32	12.23	12.46
11	11.68	11.88	12.03	11.81	11.84	11.73	12.78	13.75	13.91	13.98	13.91	13.97
12	10.61	10.79	10.69	10.36	10.56	10.58	10.96	11.80	12.33	11.82	12.34	12.21
13	11.85	12.05	12.04	11.91	12.15	12.23	12.61	13.01	13.23	13.75	13.90	12.26
14	12.12	11.96	11.60	12.16	12.16	12.00	11.91	13.22	13.05	14.18	14.03	14.00
15	12.23	11.99	11.69	11.69	11.92	11.99	12.47	12.96	13.63	13.63	13.64	13.08
16	12.07	12.13	12.01	11.99	12.23	12.07	13.22	13.18	13.29	13.81	13.84	12.99
17	12.00	12.36	12.48	12.48	12.68	12.75	13.19	13.09	13.92	13.24	13.12	13.90
18	12.94	12.78	12.12	12.03	12.07	12.00	12.63	14.01	13.73	14.95	14.90	14.61
19	12.53	12.45	12.07	13.15	12.61	12.75	12.35	13.05	13.87	15.30	15.03	14.03
20	11.58	11.58	11.58	11.58	11.36	11.31	11.51	12.08	12.72	14.12	13.19	13.19
21	10.63	10.60	10.78	11.20	11.20	11.24	11.96	12.40	12.71	12.53	13.33	13.17
22	11.26	11.80	11.84	11.77	11.69	11.65	11.72	12.84	12.04	12.07	12.34	12.97
23	11.85	11.73	11.92	11.69	11.73	12.07	12.00	12.40	12.65	13.16	13.26	13.82
24	12.39	12.36	12.55	12.35	12.04	12.13	12.71	13.20	13.47	13.43	13.66	13.81
25	12.74	12.60	12.31	12.31	12.27	12.55	11.80	12.55	13.11	13.20	13.05	13.49
26	12.48	12.92	13.13	13.05	12.96	12.79	12.59	12.87	12.84	12.83	12.22	13.03
27	13.18	13.05	12.88	12.84	12.75	12.79	12.71	12.92	13.31	13.32	13.14	13.01
28	9.43	9.36	9.55	9.66	9.90	9.53	9.74	10.30	11.27	12.64	12.69	12.46
29	11.53	11.26	11.66	11.23	10.81	10.86	10.69	10.43	10.47	10.89	11.92	11.18
30	11.64	11.01	10.64	9.93	9.62	10.02	10.83	10.36	10.45	11.07	11.98	11.26
31	12.17	12.38	11.53	11.39	11.12	11.21	11.02	11.43	11.32	11.13	11.31	11.91
Mean	12.00	11.95	11.89	11.81	11.81	11.83	12.05	12.44	12.75	12.92	13.00	13.02

七月逐日各時絕對濕度 (m.m.)

Days in the Month of July, 1932. (m.m.)

13	14	15	16	17	18	19	20	21	22	23	夜 Midn.	日 Mean
13.01	12.91	13.06	12.95	12.50	12.31	12.50	12.60	12.55	12.69	12.64	12.64	12.66
13.21	13.01	12.84	12.49	12.55	12.67	12.65	12.98	12.69	12.74	12.77	12.72	12.53
12.48	12.38	12.02	13.03	12.95	12.65	12.96	12.77	12.76	12.83	12.94	12.60	12.47
12.57	12.10	13.06	12.09	13.39	12.98	12.80	12.71	12.65	12.67	12.75	12.63	12.53
12.87	12.51	13.56	13.74	13.39	13.31	13.39	13.05	12.90	12.77	12.80	13.09	13.14
13.30	13.14	13.65	13.15	13.25	13.13	12.75	12.57	11.24	11.81	11.76	11.60	12.68
12.93	13.01	13.81	12.66	12.97	11.93	11.93	12.04	12.00	12.15	12.00	11.82	12.12
12.11	11.83	12.21	11.86	11.83	12.21	11.86	11.62	11.69	11.63	12.20	12.07	11.75
11.79	12.51	11.67	13.33	12.77	12.24	12.34	12.43	12.01	11.82	11.66	11.73	12.28
12.24	11.76	11.24	11.76	11.19	11.84	11.69	11.75	11.50	11.76	11.68	11.34	11.76
12.63	11.45	11.62	11.30	10.78	10.63	10.89	10.97	11.08	11.06	11.20	11.19	11.91
12.11	12.70	12.21	12.94	12.44	12.38	12.45	12.71	12.52	12.56	12.13	11.69	11.88
12.62	12.29	12.44	11.12	12.09	13.77	11.60	12.20	13.92	12.64	12.07	12.65	12.54
14.12	13.54	13.15	12.68	12.97	12.73	10.94	12.26	13.20	12.64	12.67	12.26	12.70
12.81	13.09	13.28	13.89	13.60	12.62	12.59	12.51	13.39	12.47	12.55	12.51	12.79
13.10	13.83	13.14	14.04	13.32	13.09	12.28	12.24	12.01	12.97	13.17	12.77	12.87
13.52	13.67	13.63	13.48	12.79	13.25	12.93	12.93	13.10	12.54	12.40	12.00	12.99
14.36	14.30	13.89	13.63	14.20	13.60	13.77	14.16	13.58	13.30	13.45	13.46	13.48
14.16	14.07	15.40	13.75	13.89	14.23	13.66	13.22	13.26	13.16	12.56	11.92	13.57
13.90	13.51	12.55	12.34	11.27	11.14	11.23	11.07	11.00	11.00	11.23	10.60	11.94
12.97	12.68	11.86	12.56	13.17	12.52	12.60	11.83	12.19	12.12	11.73	12.11	12.09
12.92	12.82	13.01	12.55	12.20	11.23	10.60	11.65	11.48	11.57	11.65	11.63	12.09
12.99	13.55	14.39	12.97	12.83	12.83	13.81	13.69	13.32	11.99	13.28	12.29	12.79
13.31	13.65	13.89	13.27	13.67	13.37	12.32	13.25	14.23	12.99	13.14	12.65	13.10
13.44	13.29	13.76	14.10	14.34	13.51	13.69	13.28	12.47	12.57	12.52	12.55	13.08
14.22	12.39	13.20	13.80	13.21	13.40	13.39	13.14	13.39	11.31	13.35	13.39	13.11
13.62	13.74	12.94	13.33	13.52	13.39	12.55	12.23	12.55	13.05	11.77	9.02	12.86
12.30	11.60	12.50	12.48	11.62	11.34	11.29	11.12	11.07	10.91	11.27	10.79	11.05
12.28	10.39	12.66	13.01	11.77	11.39	11.78	11.97	12.25	12.78	12.66	12.44	11.76
10.63	10.32	10.30	11.09	11.06	11.20	11.25	11.30	12.74	12.75	12.54	12.42	11.09
12.19	12.66	12.01	11.68	12.39	12.08	11.01	10.93	11.03	10.37	11.01	10.66	11.52
13.01	12.02	12.89	12.88	12.70	12.56	12.31	12.45	12.45	12.35	12.29	12.06	12.44

中華民國二十八年

Relative Humidity of every Hour of

日 月	Relative Humidity of every Hour of											中午 Noon
	1	2	3	4	5	6	7	8	9	10	11	
1 2 3 4 5	86.9	87.3	91.2	93.5	95.3	98.1	98.1	91.8	99.1	96.5	92.9	78.7
	83.7	84.5	95.1	95.4	95.4	98.0	95.6	97.0	90.5	83.2	75.5	72.0
	94.9	95.4	96.3	97.2	96.2	99.0	97.2	92.7	91.0	81.4	77.4	73.5
	84.3	93.5	95.3	91.3	97.3	96.2	94.1	93.6	90.1	83.0	80.2	84.6
	98.0	97.8	98.4	98.0	97.0	99.0	97.5	97.3	100.0	92.9	86.5	92.7
6 7 8 9 10	98.1	100.0	100.0	100.0	100.0	100.0	100.0	100.0	100.0	100.0	100.0	100.0
	98.1	98.1	98.1	98.1	99.1	100.0	100.0	99.0	100.0	95.4	97.3	84.9
	93.4	93.4	92.4	95.3	95.3	94.3	95.1	91.6	89.1	86.5	80.3	79.4
	96.3	97.2	98.0	98.0	100.0	100.0	99.0	97.3	90.1	84.9	82.5	80.6
	86.5	89.0	90.7	90.7	90.7	92.5	91.3	86.7	83.7	80.1	80.1	75.7
11 12 13 14 15	82.5	91.3	94.7	97.3	100.0	97.2	93.7	85.0	75.9	70.2	71.2	66.9
	76.0	79.0	80.1	77.1	81.1	81.1	76.8	70.7	70.4	58.1	61.5	58.2
	87.4	90.1	90.6	94.3	94.3	94.4	93.6	82.4	75.5	74.4	65.1	60.6
	83.5	93.5	90.7	96.3	94.3	96.2	94.3	93.7	90.3	84.7	78.8	83.3
	98.1	98.0	100.0	100.0	100.0	100.0	100.0	100.0	96.6	84.1	82.8	76.8
16 17 18 19 20	98.1	100.0	100.0	100.0	100.0	98.1	98.1	89.5	88.0	87.3	80.0	78.8
	7.0	96.3	96.3	96.3	97.2	99.0	97.5	88.0	82.9	77.5	74.8	72.7
	93.4	90.9	93.5	95.3	94.4	92.6	91.8	92.8	89.8	88.8	78.8	74.9
	97.3	97.0	96.4	98.5	96.2	93.0	92.0	100.0	99.1	91.5	86.5	83.0
	97.1	97.1	97.1	97.1	97.2	98.1	97.2	92.6	88.6	84.7	82.9	81.5
21 22 23 24 25	86.9	87.8	83.7	93.4	95.2	96.2	95.3	90.9	90.3	81.5	81.0	78.9
	93.3	93.3	96.2	96.2	96.2	93.4	93.4	90.1	97.3	87.5	87.3	85.0
	95.3	95.3	96.2	93.3	93.3	93.1	96.2	90.9	87.0	80.3	78.9	75.9
	99.1	97.2	98.1	99.0	97.2	98.1	98.1	93.8	92.1	81.2	85.0	80.7
	97.0	97.2	98.0	98.1	98.0	100.0	98.0	98.1	97.3	83.3	83.3	79.9
26 27 28 29 30	96.3	99.1	100.0	100.0	109.0	100.0	109.0	95.1	99.1	97.3	85.8	90.6
	99.1	98.1	98.1	99.0	99.0	100.0	109.0	99.1	99.1	96.1	90.4	94.3
	99.1	96.9	99.0	97.0	97.9	97.0	96.5	92.3	87.2	80.1	79.2	89.3
	84.0	83.0	86.6	85.5	82.9	85.0	87.4	91.0	84.6	69.8	84.1	66.1
	91.6	86.9	88.7	85.7	87.4	87.4	77.4	69.3	66.2	63.9	64.5	62.3
3 均	88.5	91.8	90.7	96.3	93.3	97.2	98.0	99.0	100.0	99.0	98.1	98.0
Mean	93.5	94.0	94.8	95.4	95.8	96.3	95.8	92.1	90.1	85.3	80.8	78.1

七月逐日各時相對濕度 (%)

Day in the Month of July, 1939. (%)

13	14	15	16	17	18	19	20	21	22	23	子夜 Midn.	平均 Mean
76.0	72.7	70.8	70.7	64.5	85.5	74.4	77.9	80.0	81.5	87.0	90.5	84.4
70.0	65.6	67.1	61.8	68.9	72.0	77.2	85.9	88.7	92.8	93.4	93.6	84.1
75.7	68.0	68.9	67.3	68.8	75.8	60.2	64.6	67.8	51.5	91.0	93.4	85.3
83.7	87.2	91.1	94.7	98.2	96.4	98.1	98.1	99.1	99.7	99.0	98.0	93.4
90.7	90.0	98.1	98.1	98.2	98.2	97.3	98.1	98.4	95.3	98.2	90.1	96.7
100.0	99.1	98.7	99.1	100.0	100.0	100.0	100.0	95.2	100.0	98.1	98.1	99.5
87.8	89.5	89.7	91.0	90.3	85.8	89.2	91.7	90.8	93.6	92.7	93.4	93.9
81.3	72.0	70.9	74.1	74.5	79.2	81.9	82.5	85.7	87.7	90.2	94.4	85.9
71.9	73.1	77.3	76.7	74.0	74.2	79.1	84.4	85.8	86.7	86.6	88.2	86.6
90.5	98.1	100.0	100.0	91.3	92.6	89.0	94.2	93.4	92.5	87.3	88.1	90.2
89.4	89.0	84.5	85.7	86.3	60.1	67.3	68.7	70.7	71.9	74.2	77.0	76.1
88.8	82.8	87.1	66.0	66.2	72.7	75.7	81.5	84.5	85.6	84.4	84.0	72.5
61.4	88.5	86.9	49.7	61.7	76.5	65.7	84.5	86.6	91.7	94.4	94.5	79.9
74.7	72.5	63.0	68.6	79.6	80.2	73.9	84.3	85.5	94.5	92.0	100.0	86.7
69.5	71.0	68.3	73.3	93.0	84.6	87.7	86.0	98.2	109.0	106.0	99.0	90.2
76.1	70.2	69.1	67.4	66.3	84.0	81.3	82.1	84.2	88.7	91.1	95.4	86.3
69.4	68.9	65.4	68.9	76.6	85.5	87.8	89.5	87.9	90.2	99.9	92.6	84.7
72.3	83.0	75.3	67.8	74.2	88.9	94.7	97.4	94.6	94.6	95.5	95.5	87.6
97.4	97.9	89.4	98.2	97.3	99.1	98.2	98.1	99.1	99.0	100.0	96.2	96.9
79.7	81.9	98.1	87.6	78.5	77.6	79.3	79.1	79.1	82.2	85.3	86.1	88.0
76.7	68.8	64.7	70.7	81.9	97.6	97.2	97.9	93.0	97.2	90.6	92.0	87.4
82.4	95.7	99.1	98.1	97.2	96.6	86.1	85.3	84.3	95.2	95.3	95.9	93.7
69.6	66.5	65.4	64.6	61.6	71.3	85.0	92.9	93.7	92.4	95.5	95.1	88.1
81.9	77.8	91.8	75.6	77.8	79.2	77.8	98.1	92.8	93.1	98.2	97.2	89.9
79.0	85.5	79.9	84.4	83.8	81.9	92.9	92.5	94.4	91.0	97.2	98.1	91.0
85.2	84.8	86.3	97.3	92.0	94.6	98.2	98.2	98.2	98.2	93.1	100.0	95.5
80.3	74.5	74.7	89.8	77.0	81.2	98.1	94.4	94.4	98.1	96.1	91.7	92.3
65.6	61.0	64.5	66.3	65.8	67.1	71.5	74.1	74.7	77.6	78.5	75.8	80.0
66.7	71.7	67.0	69.7	78.9	76.4	81.0	85.0	89.2	83.7	92.7	93.5	79.0
58.4	56.0	55.0	53.2	57.8	63.4	68.2	70.9	83.8	88.0	90.2	89.2	73.7
92.0	93.5	89.2	90.7	91.0	90.9	88.9	88.8	91.5	93.3	94.3	96.1	94.1
77.5	76.9	76.1	77.3	78.6	81.9	84.6	87.8	90.0	91.5	92.5	93.3	87.5

七月逐日風向及風速 (m/s)

every Day, in the Month of July, 1939. (m/s)

14		15		16		17		18		19		20		21		平均
向	速	向	速	向	速	向	速	向	速	向	速	向	速	向	速	Mean
Dir.	Vel.	Dir.	Vel.	Dir.	Vel.	Dir.	Vel.	Dir.	Vel.	Dir.	Vel.	Dir.	Vel.	Dir.	Vel.	
WSW	8.6	SW	5.0	SW	8.3	SW	4.6	SW	5.3	SW	—	SW	—	SW	—	5.3
SW	10.7	SW	11.1	SSW	8.3	SW	14.2	SSW	13.3	SW	15.7	SW	15.6	SSW	11.3	10.1
SW	16.1	SW	17.0	SW	12.0	SW	12.6	SSW	12.6	SW	16.4	SSW	10.9	SSW	18.3	11.1
SW	7.8	SW	7.2	C	0.0	C	0.0	C	0.0	SW	3.1	SW	3.4	SSW	3.5	6.4
SW	7.6	SSW	3.7	SW	5.4	SW	7.1	C	0.0	E	1.7	E	1.3	E	1.8	3.3
E	7.3	E	6.7	E	5.8	E	8.2	SE	5.1	ESE	7.3	SE	6.7	E	7.9	7.1
SSW	5.7	SW	3.0	SW	8.3	SW	6.3	SW	7.0	SSW	10.2	SW	8.7	SW	9.2	7.0
SW	11.3	SW	9.1	SW	11.1	SW	10.7	SW	8.6	SW	10.4	SW	8.1	SW	9.1	9.0
WSW	11.0	SW	12.7	SW	11.0	SW	16.3	SW	13.4	SW	9.8	SW	12.7	SW	12.8	12.2
NE	9.4	NE	3.5	ESE	9.2	ESE	8.6	RNE	5.1	NE	4.4	ESE	8.4	C	0.0	7.7
NE	8.4	NE	7.3	NE	9.3	NE	6.5	NE	8.4	NE	9.3	NE	7.4	NE	5.4	5.3
NE	6.3	NE	9.3	NE	9.3	NE	7.4	NE	8.3	ESE	6.7	E	16.1	E	11.6	8.1
NE	2.7	E	4.3	E	1.3	ESE	7.3	SE	4.5	ESE	1.6	E	1.6	E	0.9	4.5
RNE	3.6	NE	4.8	E	6.2	NNE	5.4	SW	7.6	SSW	7.4	SSW	1.6	E	10.1	5.6
E	2.2	NE	6.7	NE	6.2	NNE	0.8	NE	5.7	NE	6.3	E	5.2	E	6.7	5.6
NE	5.0	NE	7.6	NE	0.6	NE	6.4	NE	7.1	ESE	9.0	SE	10.2	SSW	4.0	6.3
E	0.9	NE	4.2	E	6.6	SE	7.6	SW	7.0	SW	7.0	SW	6.5	SW	12.7	5.2
NE	5.1	NNE	2.5	C	0.0	SW	2.6	NE	4.0	SSW	4.0	SE	4.8	SE	3.0	3.3
NE	6.6	NE	20.2	ESE	10.0	NE	7.5	NE	6.4	NE	5.5	NE	13.2	NE	19.1	8.6
E	4.6	E	11.6	E	8.5	E	5.2	E	7.5	E	8.5	NE	6.5	NE	6.8	7.1
NE	6.8	NE	7.3	E	4.2	E	2.9	E	5.0	S	8.6	N	8.1	SSW	4.5	5.9
ESE	9.1	ESE	6.5	NE	4.9	NE	8.4	ESE	8.6	ESE	6.1	ESE	8.4	E	5.3	5.2
NE	3.3	SE	3.0	S	6.3	SW	3.6	NW	2.5	E	8.5	NE	6.7	E	5.1	4.3
SSW	3.6	NE	6.7	WSW	2.3	S	0.6	C	0.0	SE	3.0	SE	6.4	ESE	5.0	3.0
NE	3.6	E	3.3	E	6.3	E	5.5	SE	4.2	SSE	2.7	S	5.3	SW	5.6	4.6
SW	7.3	SW	7.9	SW	9.5	SSW	5.4	SW	10.8	SW	6.0	SW	4.7	SSW	5.6	6.1
WSW	12.9	SW	10.7	WSW	13.6	SW	15.7	SW	14.1	SW	17.3	SW	14.7	SW	10.4	9.7
SE	3.3	SE	6.8	C	0.0	N	0.6	ESE	9.4	ESE	6.9	E	7.1	E	4.8	4.6
NE	7.3	E	6.5	NE	5.9	E	4.7	E	8.3	E	7.7	E	6.2	ESE	4.7	6.0
ESE	2.9	NE	2.5	NNE	1.4	NE	4.8	E	3.6	E	3.1	ESE	7.3	SE	8.5	4.7
NW	2.0	W	3.8	W	1.3	C	0.0	C	0.0	ESE	3.6	E	1.1	NNE	6.3	4.4
6.5	7.3	6.4	6.3	6.8	7.7	7.5	6.8	6.4								

中華民國二十八年

Precipitation Amount at every Hour of Day

H. D.	0-1	1-2	2-3	3-4	4-5	5-6	6-7	7-8	8-9	9-10	10-11	11-12
1					0.2	0.1	T	T	0.2	T		
2												
3												
4												
5												
6												
7												
8	0.2	0.1			0.2	2.0	5.4	1.7	4.1	2.9	2.5	6.1
9	0.2	0.3				1.0	0.7	3.0	11.5			
10						T				T		
11												
12												
13												
14	0.5	0.2	2.0	0.5								
15	4.2	2.2	0.7	0.2	0.9							
16	6.8	5.1	3.3	0.5	0.1							
17	1.9	0.1	T	T								
18	0.7	0.9	0.2									
19				0.3	3.0	2.2	6.0	0.6	T			0.8
20												
21	3.7	0.7										
22						T	T	T	2.0	1.3		
23					0.1							
24	10.5	6.0	5.5	2.0	1.8	0.3						
25	0.8					0.2	2.0	0.8	0.2			
26	4.0	0.3	0.4	0.1	T	3.3	9.9	14.0	4.5	3.0		T
27												
28	8.3	4.4	7.1	3.2	T							
29												
30												
31			6.0	14.0	2.4	0.1	0.4	T	0.3	0.9	2.0	1.1
總計 Total	42.1	20.3	23.7	20.7	8.1	9.2	24.1	20.1	13.4	8.1	4.5	7.8

七月逐日各時降水量 (mm)

In the Month of July, 1939. (mm)

12-13	13-14	14-15	15-16	16-17	17-18	18-19	19-20	20-21	21-22	22-23	23-24	總計 Total
0.2												1.0 0.2
T 16.9	0.6		3.1 0.3	3.7 0.6	7.4					0.5	0.4	14.2 18.8
9.1 0.0	0.4 0.5	T 0.3	0.1	4.0	2.1	0.4	3.4	0.2			0.8	47.7 7.7 T
0.31 0.4 0.3	0.9 0.8 0.3	0.3	0.4	0.1								1.2
										16.6	1.9	18.5
										1.2	3.5	7.9
								1.0	2.8	0.2	1.4	13.4
					0.9 T	T	0.6			0.5	24.9	42.6
					0.3 T	4.7			3.5	5.5	3.2	14.2
									4.8	0.8		19.1
1.6	0.6	3.5		0.3	0.1		6.3	0.8		0.5		27.4
	0.2	5.4							0.4	0.3	0.9	7.2
					2.0	2.1						8.5
0.1	0.2	0.8	1.3	0.7	0.1							6.6
		0.3							1.2	2.3	6.5	10.1
									4.4	2.9	1.9	33.6
										11.2	4.8	20.0
		0.6										
	T	0.6										
			2.0			0.1		T	T	T	0.1	39.6
								0.1	1.9	2.2	11.1	18.3
												23.0
					0.5							0.5
0.3	0.1	0.7	0.6	0.1		T				0.8	4.2	33.3
11.1	18.3	17.5	3.6	5.4	12.3	17.0	7.5	10.1	15.2	44.8	65.9	426.8

送 日 的 氣 象 平 日 的 氣 象 表

in the month of July, 1929.

Duration of Sunshine	Average Temperature (°C)		Wind		Precipitation		Vis.	Amount of Ecyp. mil	Miscellaneous Informations
	日 均 氣 溫	日 均 氣 溫	日 均 風 速	最 多 風 向	日 均 降 水 量	時 數			
h	日 均	日 均	日 均	日 均	日 均	日 均	日 均	日 均	日 均
3.2	47.0	35.6	5.5	SW	1.0	0.6	5.0	6.4	
6.2	49.2	37.5	10.1	SW	0.2	0.1	7.5	3.1	
2.8	35.9	35.2	11.6	SW			7.4	3.0	
1.6	47.3	31.1	6.4	SW	14.2	2.7	5.2	1.1	
1.7	47.5	32.6	3.2	SW	78.8	2.6	4.2	0.5	
1.6	47.2	32.2	7.7	ENE	45.7	18.6	4.0	0.0	
1.2	46.8	32.7	2.0	SE	7.7	9.0	5.8	0.2	
2.1	45.6	31.2	9.0	SE	7.6		7.9	2.2	
4.1	42.4	37.5	12.2	SE			7.0	1.9	
0.9	49.6	32.0	7.2	SW	31.2	3.3	7.0	1.9	
2.0	47.8	31.7	5.3	NE	3.3		7.2	2.5	
8.9	47.8	45.0	9.1	NE			7.6	3.5	
6.6	49.8	35.4	5.0	NE	38.5	2.0	7.1	1.4	
6.7	48.8	37.5	8.3	NE	7.9		6.3	1.2	
9.8	47.9	41.1	6.3	NE	42.8	7.3	6.8	2.8	
8.7	50.0	35.0	5.2	NE	44.2	4.9	6.6	2.8	
5.7	53.0	36.5	3.3	SW	13.1	6.0	7.0	1.7	
1.3	48.0	36.0	6.6	NE	27.4	9.7	2.2	0.4	
0.3	46.0	40.0	7.1	B	7.2	3.3	7.4	1.5	
5.7	48.9	38.9	5.9	NE	8.5	2.1	7.2	2.0	
0.0	49.4	34.0	5.2	ENE	6.6	5.5	6.1	0.0	
6.9	46.9	35.1	4.5	NE	10.1	2.2	6.6	1.1	
3.5	50.3	44.5	3.9	WSW	33.6	8.9	6.8	1.0	
3.0	47.5	43.9	4.4	SW	20.0	4.8	6.5	1.1	
1.9	46.4	39.0	9.1	SW	39.6	8.0	5.2	10.4	
4.4	46.9	38.5	9.7	SW	13.3	3.6	6.7	1.5	
8.9	50.6	38.0	4.8	NE	23.0	4.0	8.4	2.7	
7.0	47.9	36.7	6.0	NE	9.5	0.7	8.1	2.8	
11.6	47.7	36.1	4.7	NE			8.7	3.5	
0.0	47.7	36.1	4.4	NE	37.3	13.2	3.1	0.6	
119.7	47.8	38.7	6.4	SW	42.8	132.4	6.4	49.8	

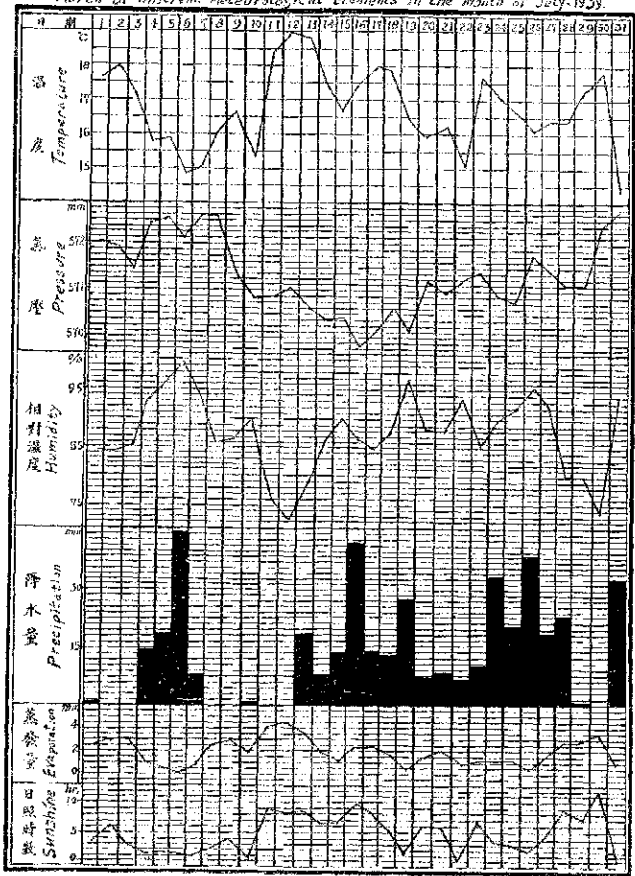
中華民國二十八年七月逐日能见度 (0-9)

Visibility of every Day, in the month of July, 1939. (0-9)

日 D.	6	7	8	9	10	11	12	13	14	15	16	17	18	19	平均 Mean
1	0	1	3	0	5	5	9	8	8	8	8	8	8	8	8.6
2	1	3	7	7	8	8	8	8	9	9	9	9	9	9	9.5
3	1	5	6	7	8	8	8	8	9	9	9	9	9	9	9.4
4	6	6	6	2	6	7	6	2	1	7	7	4	4	1	5.9
5	0	0	0	1	1	1	1	0	1	0	0	0	0	0	0.3
6	0	0	0	8	8	8	8	8	8	8	8	8	8	8	8.3
7	0	0	0	8	8	8	8	8	8	8	8	8	8	8	8.7
8	0	0	0	8	8	8	8	8	8	8	8	8	8	8	8.7
9	0	0	0	8	8	8	8	8	8	8	8	8	8	8	8.7
10	0	0	0	8	8	8	8	8	8	8	8	8	8	8	8.7
11	7	8	5	7	2	8	8	8	8	8	8	9	8	7	7.7
12	7	7	7	7	7	7	7	7	8	8	8	7	7	7	7.6
13	6	5	0	0	8	8	8	8	8	8	8	8	7	7	7.3
14	5	0	0	8	8	8	8	8	8	8	8	8	7	7	6.3
15	0	0	0	8	8	8	8	8	8	8	8	5	3	8	8.0
16	0	0	7	6	7	7	3	8	8	9	0	8	6	6	6.5
17	7	7	7	7	8	8	6	7	8	8	8	8	6	6	6.6
18	7	7	0	7	7	7	5	7	8	8	8	8	8	8	8.0
19	0	7	0	0	8	8	8	8	8	8	8	8	8	8	8.7
20	7	7	7	7	8	8	8	8	8	8	8	8	8	8	8.6
21	7	7	7	7	8	8	8	8	8	8	8	8	8	8	8.7
22	6	1	5	6	6	7	7	7	8	8	8	8	8	8	6.8
23	1	5	6	6	7	7	7	7	8	8	8	8	8	8	6.8
24	1	0	0	5	8	8	8	8	8	8	8	8	8	8	6.5
25	0	0	0	1	5	7	8	8	8	8	8	8	8	8	6.5
26	0	1	0	8	8	8	8	8	8	8	8	8	8	8	8.2
27	0	7	8	8	8	8	8	8	8	8	8	8	8	8	8.4
28	7	7	7	8	8	8	8	8	8	8	8	8	8	8	8.7
29	8	8	8	8	8	8	8	8	8	8	8	8	8	8	8.7
30	8	8	8	8	8	8	8	8	8	8	8	8	8	8	8.7
31	0	0	0	0	0	0	0	0	0	0	0	0	0	0	3.1
平均 Mean	3.4	4.4	4.7	5.4	6.8	7.2	7.3	7.2	7.2	7.3	7.4	7.3	7.1	6.5	6.4

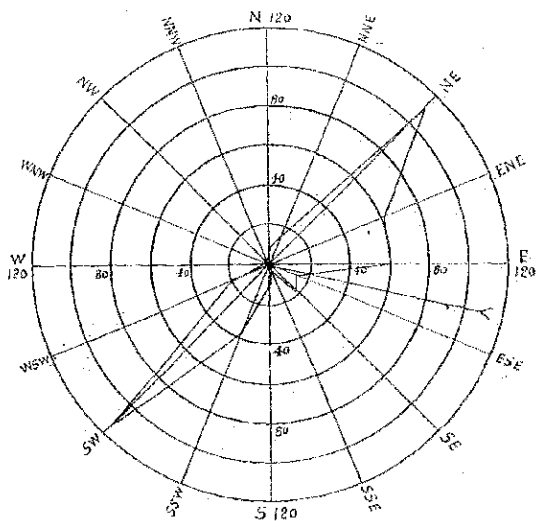
中華民國二十八年七月份各項氣象要素逐日變遷圖

March of Different Meteorological Elements in the Month of July, 1939.



中華民國二十八年七月份風向圖

Wind Rose for July, 1939.



風向次數
Frequency

合成風向
Resultant Direction

方向 Dir.	N	NNE	NE	ENE	E	ESE	SE	SSE	S	SSW	SW	WSW	W	WNW	NW	NNW	N	C
次數 Frequency	8	16	112	61	50	14	18	2	11	34	115	23	3	2	?	3		12
百分數 %	1.6	3.2	22.6	12.2	12.1	2.8	3.6	0.4	2.2	7.5	23.2	4.1	0.6	0.4	0.1	0.6		2.4

本刊已領得
內政部雜誌登記證
警字第七〇三六號

雲南省立
昆明測候所

氣象月報

第四卷 第八期

龔自知題



中華民國二十八年八月份

MONTHLY METEOROLOGICAL BULLETIN

OF

METEOROLOGICAL STATION OF YUNNAN PROVINCE,

KUNMING.

August, 1939.

VOL. 4 NO. 8.

目 次 頁

Table of Contents		page
凡 例	Explanatory Remarks	1
本月份天氣概況	A Summary of Weather Conditions, during the Month of August, 1939.	2
本月份氣象概要	Monthly Summary	3
氣 壓	Barometric Pressure.	4-5
氣 溫	Air Temperature.	6-7
地面溫	Earth Temperature on the surface.	8-9
地內溫	Earth Temperature.	10
雲 量	Cloud Amount.	11
絕對濕度	Absolute Humidity.	12-13
相對濕度	Relative Humidity.	14-15
雲狀與雲向	Cloud Forms and Direction.	16-17
風向及風速	Wind Direction and Velocity.	18-19
降 水 量	Precipitation.	20-21
逐日氣象平均要素	Daily Values of Meteorological Elements	22-23
能 見 度	Visibility.	24
各項氣象要素逐日變遷圖	March of Different Meteorological Elements.	25
風 向 圖	Wind Rose.	26

觀測紀錄凡例

- (1) 本所位於昆明太華山麓，其位置為東經102°37'30"；北緯 24°57'56"，系測表水準面高出海平面約280公尺。
- (2) 每日從清晨二十四時，用斯經105° 標準時，自六時至廿一時直統觀測十六次，自二時至廿五時之候次，氣溫、濕度、風速、緯記錄，俱採自自記儀器繪圖紀錄。
- (3) 儀器距離均以公里為單位，曾經測量校核訂正，惟未定高度訂正。
- (4) 溫度以攝氏溫度為標準，採日最高最低氣溫，係選自最高及最低溫度表所得之數，非直接讀自大數泡之最高最低。
- (5) 絕對溫度由乾濕球溫度表計算所得，以公厘為單位。
- (6) 風向用十六方向；風速紀錄每秒公尺數。
- (7) 雲高亦用十六方向，並每日雲中總付為八方向。
- (8) 雲量以天空為標準所成之成數而定，凡雲高0—2.0稱為晴天，2.0—7.9稱為曇天，8以上稱為陰天。
- (9) 雲狀用國際通行之名稱。
- (10) 降水量—由在0.05公厘以上者稱為雨，不足0.05公厘，則記以「T」為號。
- (11) 乾度按以0—9級，用自力測定之。
- (12) 各種天氣符號，悉依國際規定之應用符號。

等 級	風 速	
	極 見	不 見
0	—	100公尺
1	100公尺	250公尺
2	200公尺	500公尺
3	500公尺	1公里
4	1公里	2公里
5	2公里	6公里
6	4公里	10公里
7	6公里	20公里
8	10公里	50公里
9	50公里	—

天 氣 符 號	說 明
☉	晴天
☁	陰天
☂	晴時多雲
☃	陰時多雲
☄	雷陣雨
★	雷陣雨
☆	雷陣雨
☇	雷陣雨
☈	雷陣雨
☉	雷陣雨
☊	雷陣雨
☋	雷陣雨
☌	雷陣雨
☍	雷陣雨
☎	雷陣雨
☏	雷陣雨
☐	雷陣雨
☑	雷陣雨
☒	雷陣雨
☓	雷陣雨
☔	雷陣雨
☕	雷陣雨
☖	雷陣雨
☗	雷陣雨
☘	雷陣雨
☙	雷陣雨
☚	雷陣雨
☛	雷陣雨
☜	雷陣雨
☝	雷陣雨
☞	雷陣雨
☟	雷陣雨
☠	雷陣雨
☡	雷陣雨
☢	雷陣雨
☣	雷陣雨
☤	雷陣雨
☥	雷陣雨
☦	雷陣雨
☧	雷陣雨
☨	雷陣雨
☩	雷陣雨
☪	雷陣雨
☫	雷陣雨
☬	雷陣雨
☭	雷陣雨
☮	雷陣雨
☯	雷陣雨
☰	雷陣雨
☱	雷陣雨
☲	雷陣雨
☳	雷陣雨
☴	雷陣雨
☵	雷陣雨
☶	雷陣雨
☷	雷陣雨

民國二十八年八月昆明天氣概況：

一、概況

本年雨季，總量及赤道氣流不強，北太平洋氣流減弱！六七兩月，昆明成陰雨，轉為多霧，本月各風向，以偏N、E、SE風向頻捷，NE風最多，占33.1%，次則E風占15.7%，ENE占12.7%，其他各風向，皆不及此，宜乎本年雨季之雨量特豐也。

本月天氣，晴天多，陰天加多，雨天比往年平均多五日，而雷雨特少，僅有兩日，不如往年開月遠甚！太華山雨量全年總計235.7mm，比往年同月至同月平均標準雨量，多9.7mm，比去年八月的雨量，多9.6mm，但較前昆明本月雨量，反少11.2mm，或因海洋NEe氣團面積精度不高所致。

本月有溫平均16.2°C，較往年八月低，太華山此月則高，氣溫差3.2°C，即本月氣溫比歷年同月平均標準數20.2°C，相差-4.6°C，比去年同月氣溫平均，亦低0.9°C，較本極地氣團之特性也。

本月雨量，除前兩段，前段地形障礙，自七月三十日起，至本月二十二日止，較前不減二十三日，總雨量237mm，中間減五日，後段二十八日、二十九日，三日共得雨量12mm，月內雨亦頗多，幸後雨不坐，共計十九日有各河水位上漲時，勢甚狂水位，僅達數字不到，未致災也。

月初，氣壓頗低，一、二日連日，NE風盛，五日，風轉SEW，勢甚強，六日，雷雨見報，十一時三十分，到，雲起，十二時四十分，散後九架，發現於城，昆明北風轉強，天氣驟寒，十四時四十分，風雲雷電，四十五分，雲上空雨有轉勢，我軍即行，除機關而散，十六時，經平陸到野營去，氣壓驟降，二十時至二十一分，共降雨3.2mm。

七月至十日，風向仍北NE，夜間偶有，六月二十時，NE風速最大，每小時15.1m/s，十時十時，到最高點2.73m/s，（本站高度訂正）十一日，風向由N、NNW、NW、W、W、SEW，是低壓中心，由南、往、東、且明得本月一日最高雨量是30.4mm。

十二日，ENE風仍盛，又起雷雨，十三日至十七日，而風速日俱有增，十六日，風向從NE、E、ENE、E、轉SEW、W，十八時氣壓驟降70.75mm，是低氣，涼，經過昆明之北；十七日，旁晚風又轉，十八日雷風最大，雷電頻，八時至九時，雨一時最大雨量82.2mm，河水止漲；十九日、二十日，氣壓驟降，而風速，二十二日午後氣W、SE，到昆明。

二十三日至二十七日，在陰雨，氣壓二十五日，正午十二時三十分，玉環地約一分鐘；十五時五十分，又約三十分，又向營地，雷電頻；同時，昆明亦雷，雷不驟；二十六日，氣壓甚低，氣溫驟高24.4°C。

二十八日，氣壓復高，午後降雨；二十九日，三十日，但偶有雷，三十一日，天氣轉差，氣溫最低僅10.1°C，且風向，氣壓始未起來。

▲

中華民國廿八年八月氣象綱要

Monthly Summary for August, 1939.

氣壓 Air Pressure

極端最高 575.76m.m. 在 10 日 10 時 on 10 th. 10h.
 極端最低 570.55m.m. 在 16 日 16 時 on 16 th. 16h.
 平均 Mean 573.39m.m.

氣溫 Air Temperature

極端最高 24.4°C 在 26 和 27 日 on 26 th. and 27 th.
 極端最低 10.4°C 在 31 日 on 31 th.
 最高平均 Mean maximum 21.3°C
 最低平均 Mean minimum 12.9°C
 平均 Mean 16.3°C

風 Wind

最大風速 Maximum velocity 15.1m/s 在 9 日 20 時 on 9 th. 20h.
 合夜風向 Resultant direction N64°22'42"E

降水量 Precipitation

雨量 Rainfall 235.7m.m.
 一日最多量 Greatest in 24 hours 50.4m.m. 在 17 日 on 17 th.
 一時最多量 Greatest in 1 hour 32.2m.m. 在 18 日 8-9 時 on 18 th. 8-9h.

雜項 Miscellaneous Informations

晴天日數	Partly cloudy days	5
陰天日數	Cloudy days	1
雨天日數	Fainy days	25
有雷雨日數	Days with thunderstorm	2
有濕霈日數	Days with wet fog	7
有霧日數	Days with fog	15
有沾日數	Days with mist	5
有低霧日數	Days with ground fog	14
有露日數	Days with dew	6
有雷聲日數	Days with thunder	13
有閃電日數	Days with lightning	14
有日暈日數	Days with solar halo	6
有日華日數	Days with solar corona	7
有月暈日數	Days with lunar halo	3
有虹日數	Days with rainbow	4

中華民國八年

Barometric Pressure at every Hour of Day.

時日	1	2	3	4	5	6	7	8	9	10	11	中午 Noon
1	72.59	72.16	72.01	71.87	71.73	71.63	71.70	72.09	72.23	72.26	72.07	71.80
2	72.25	72.75	72.50	72.67	72.63	72.82	73.27	74.61	75.89	75.91	73.93	73.31
3	74.89	74.33	73.98	73.92	73.37	74.11	74.56	74.73	74.97	75.02	74.92	74.96
4	74.48	74.25	74.12	73.90	73.97	74.04	74.13	74.42	74.88	74.66	74.41	73.99
5	73.96	73.58	73.50	73.32	73.20	73.27	73.37	73.80	74.15	74.16	74.13	73.74
6	73.38	73.01	72.70	72.66	72.72	72.83	73.92	75.13	75.30	75.47	75.13	74.61
7	72.65	72.52	72.38	72.35	72.41	72.43	72.93	73.09	73.24	73.23	73.21	72.99
8	73.37	73.28	73.00	72.87	72.83	73.10	73.45	73.84	73.99	74.09	73.87	73.44
9	74.28	74.04	74.00	73.98	74.02	74.23	74.61	74.81	75.83	75.07	74.95	74.45
10	75.21	75.08	74.74	74.60	74.66	74.83	75.11	75.33	75.76	75.76	75.53	75.13
11	74.24	74.23	73.89	73.78	73.74	73.82	73.84	73.92	74.39	74.21	74.17	73.62
12	72.49	73.27	73.74	72.42	72.20	72.17	72.51	73.17	73.61	73.59	73.53	73.10
13	73.94	73.60	73.33	73.28	73.23	73.23	73.58	73.44	74.02	74.09	73.95	73.71
14	74.20	74.07	73.84	73.80	73.87	73.73	74.14	74.51	74.76	74.91	74.63	74.65
15	73.96	73.51	73.25	73.00	72.84	72.61	72.33	73.11	73.23	73.30	73.16	72.63
16	72.23	71.99	71.73	71.47	71.40	71.34	71.54	71.92	73.39	72.24	72.15	71.73
17	72.41	72.27	72.03	72.00	72.96	72.12	72.41	72.90	73.04	73.23	73.16	72.90
18	72.48	72.23	72.07	71.91	71.85	71.89	72.39	72.79	74.75	72.93	72.91	72.58
19	73.56	73.24	73.12	73.00	72.98	72.95	73.96	73.30	73.37	73.33	73.51	73.22
20	72.83	73.63	72.38	72.23	72.22	72.33	72.62	72.82	72.93	73.37	73.11	72.98
21	73.23	73.66	73.64	73.02	73.19	73.27	73.57	74.07	74.27	74.13	74.71	74.27
22	74.73	74.53	74.33	74.44	74.41	74.65	74.85	75.24	75.36	75.30	75.58	75.30
23	73.13	74.31	74.79	74.77	74.75	74.73	74.92	75.30	74.55	75.50	75.47	75.54
24	73.69	74.93	74.78	74.73	74.53	74.73	74.83	75.15	75.03	75.62	75.01	74.86
25	74.62	73.96	73.91	73.85	73.95	74.24	74.53	74.76	74.73	74.16	74.74	74.43
26	72.33	72.33	72.17	72.11	72.05	72.60	73.27	72.44	73.31	72.82	73.85	72.82
27	72.83	72.68	72.63	72.43	72.51	72.59	73.09	73.60	74.13	74.10	73.93	73.53
28	74.66	74.51	74.26	74.20	74.16	74.20	74.43	74.80	75.37	75.37	75.41	74.73
29	74.74	74.60	74.37	74.21	74.31	74.33	74.54	74.94	75.57	75.36	74.96	74.13
30	74.57	74.30	74.14	73.89	73.81	73.33	73.93	74.33	74.71	74.41	74.21	73.80
31	74.16	74.00	73.84	73.43	73.33	73.57	73.32	74.52	74.50	75.16	74.94	74.51
平均 Mean	73.75	73.55	73.35	73.23	73.20	73.23	73.55	73.87	74.10	74.13	74.07	73.73

八月逐日各時氣壓 (500m. m. f.)

in the Month of August, 1939. (500g. m. f.)

日	14	15	16	17	18	19	20	21	22	23	午後 Midn.	平均 Mean
71.38	71.16	70.84	70.71	70.82	71.05	71.20	71.23	72.41	72.30	72.30	72.30	71.84
73.57	73.41	72.98	72.56	72.32	72.61	73.21	73.32	74.61	74.85	74.80	74.69	73.43
74.54	74.01	73.79	73.29	73.29	73.39	73.79	74.09	74.59	74.66	74.73	74.71	74.28
73.44	73.49	72.36	72.64	72.65	72.73	73.28	73.70	74.01	74.24	74.16	74.06	73.31
73.31	72.92	72.60	72.29	72.09	72.30	72.70	73.13	73.54	73.70	73.66	73.62	73.31
72.39	71.88	71.44	71.32	71.52	71.73	72.25	72.65	73.19	73.13	73.02	72.89	72.65
72.54	72.10	71.57	71.26	71.53	71.90	72.22	72.97	73.20	73.26	73.17	73.40	72.62
73.12	72.76	72.47	71.85	71.92	72.32	72.43	73.20	73.73	73.59	74.35	74.31	73.21
74.30	73.00	73.53	73.34	73.42	73.61	74.10	74.77	75.06	75.42	75.39	75.35	74.40
74.76	74.26	73.98	73.71	73.49	73.30	73.36	73.96	74.74	74.82	74.43	74.71	74.66
73.10	72.44	72.20	71.53	71.55	71.54	72.34	73.03	73.18	73.16	73.73	73.61	73.39
72.57	72.05	71.62	71.20	71.16	71.76	72.01	72.81	73.44	73.79	74.14	74.09	72.78
73.29	72.29	72.69	72.29	72.53	72.56	73.37	73.74	74.24	74.41	74.37	74.34	73.40
74.23	73.69	73.14	72.74	72.69	73.09	73.39	73.81	74.13	74.33	74.27	74.12	73.94
72.19	71.75	71.30	71.25	70.83	71.05	71.58	71.58	72.40	72.44	72.43	72.41	72.45
71.42	71.10	70.88	70.55	70.83	70.86	71.47	71.50	71.86	72.22	72.29	72.35	71.64
72.30	71.98	71.55	71.17	71.18	71.30	71.33	72.45	72.32	72.96	72.90	72.74	73.32
72.70	72.39	72.12	71.30	71.80	72.29	72.21	73.04	72.34	73.52	73.50	73.56	72.56
72.92	72.49	72.19	71.38	71.63	71.66	71.36	72.33	73.09	72.14	73.09	72.93	72.34
73.57	71.74	71.62	71.54	71.77	72.08	72.23	72.96	73.17	73.25	73.43	73.40	72.60
74.34	73.78	73.53	73.46	73.57	73.62	73.74	74.31	74.71	74.91	74.92	74.82	73.94
74.37	74.33	73.94	73.51	73.60	73.91	74.05	74.49	75.05	75.23	75.36	75.29	74.70
75.06	74.56	74.05	73.74	73.80	73.90	74.09	74.43	74.99	75.04	75.09	75.14	74.30
74.43	73.99	73.10	72.93	72.93	73.02	73.46	73.00	74.14	74.09	74.03	74.03	74.23
73.59	73.38	72.74	72.40	72.08	72.13	72.08	73.62	72.76	72.75	73.70	72.64	73.60
71.90	71.41	70.85	70.74	70.82	71.23	71.36	72.20	73.62	72.77	72.92	72.93	72.11
73.35	72.84	72.50	72.50	72.31	72.65	72.54	74.17	74.67	74.90	74.87	74.51	73.30
74.30	73.90	73.26	72.90	72.80	73.11	73.23	73.96	74.46	74.63	74.90	74.57	74.25
74.92	73.59	72.64	72.41	72.38	72.67	73.01	73.22	74.22	74.27	74.53	74.43	74.06
73.47	72.24	72.75	72.35	72.44	72.53	72.96	73.54	73.89	74.23	74.37	74.33	73.74
74.40	74.18	73.71	73.13	73.26	73.34	73.37	73.69	74.06	74.23	74.39	74.29	74.04
73.53	72.93	72.53	72.23	72.23	72.44	72.48	73.29	73.75	73.92	73.33	73.94	73.39

中華民國二十八年

Air Temperature at every Hour of Day

時日 H.D.	1	2	3	4	5	6	7	8	9	10	11	12 中午 Noon
1	13.2	13.3	13.4	12.7	12.4	13.1	13.6	13.9	14.2	16.5	17.3	18.2
2	13.3	13.3	13.3	13.3	13.3	13.0	12.6	12.8	13.2	14.1	13.7	14.5
3	14.5	14.3	13.8	13.7	13.2	12.9	15.1	15.5	17.2	17.2	15.0	16.1
4	12.5	12.9	12.1	12.0	12.8	13.0	16.2	16.4	17.6	18.2	20.1	21.5
5	14.1	14.5	14.5	14.2	14.2	13.6	14.3	15.2	15.3	15.0	15.1	15.4
6	14.5	14.4	13.8	13.6	13.8	13.9	14.4	15.0	16.2	17.0	17.2	16.3
7	14.3	13.6	13.2	13.3	13.5	13.3	16.9	17.0	17.6	19.2	19.3	20.4
8	15.4	15.3	14.6	14.5	14.7	14.6	15.8	17.9	17.7	19.2	19.8	21.4
9	15.7	15.3	15.1	14.7	14.6	14.6	14.8	15.2	18.4	20.8	20.4	21.7
10	14.4	14.4	14.2	14.2	14.1	14.0	14.2	14.4	14.7	15.5	15.9	16.2
11	14.7	14.2	14.1	14.1	14.1	13.0	13.3	14.4	15.5	17.9	18.2	17.3
12	12.4	12.1	12.6	12.8	12.6	12.3	14.0	16.8	18.4	19.0	20.0	18.0
13	14.4	14.4	14.4	14.4	14.2	14.2	14.8	16.8	17.0	17.2	18.3	18.6
14	14.9	14.9	14.9	14.9	14.9	14.9	14.1	14.8	16.3	16.0	15.1	15.2
15	14.4	14.5	14.5	14.3	13.6	13.7	14.2	15.8	17.1	18.4	18.4	20.2
16	15.5	15.5	15.2	15.2	15.2	15.0	14.8	15.3	17.6	17.6	18.1	18.4
17	14.3	13.1	14.5	14.7	14.3	14.4	14.3	14.5	16.4	16.3	15.5	15.5
18	15.3	14.9	14.6	14.7	14.6	15.0	15.1	15.0	13.1	13.1	13.0	13.1
19	12.3	12.2	11.6	11.5	11.5	11.1	11.9	13.6	14.6	14.3	15.4	15.8
20	14.0	13.9	13.6	13.6	13.3	13.2	13.4	13.9	15.6	15.3	17.4	17.4
21	13.0	13.0	12.9	12.9	12.9	12.7	12.6	12.9	13.4	14.2	15.7	16.2
22	13.5	13.5	13.3	13.3	13.2	13.0	13.4	14.0	14.9	14.9	13.2	13.0
23	14.0	14.0	14.2	14.2	14.1	13.8	14.3	14.5	17.5	18.8	19.5	19.3
24	15.6	15.2	14.7	13.7	13.5	13.2	14.1	15.4	19.1	20.7	19.3	20.2
25	14.8	14.4	14.3	13.9	13.4	13.6	15.2	17.1	18.4	18.4	20.4	19.6
26	15.3	15.5	14.9	14.7	14.3	14.7	15.5	16.4	17.0	18.4	21.4	21.8
27	15.7	15.5	15.1	15.0	15.0	15.0	14.9	15.4	17.5	20.0	21.2	22.2
28	15.6	15.3	14.9	14.5	14.3	14.4	15.5	17.6	19.6	20.7	20.8	21.0
29	16.0	15.0	15.7	15.3	15.5	15.2	17.0	18.5	20.2	19.4	20.4	21.0
30	15.4	15.7	15.3	15.2	14.9	14.8	16.3	17.0	17.6	17.9	20.2	20.8
31	12.4	11.9	11.3	11.4	11.1	12.2	13.7	13.1	13.6	16.6	16.5	17.8
平均 Mean	14.4	14.3	14.1	13.9	13.8	13.8	14.5	15.3	16.6	17.4	18.3	18.8

八月逐日各時氣溫 (°C)

in the Month of August, 1939. (°C)

13	14	15	16	17	18	19	20	21	22	23	午夜 Midn.	平均 Mean
15.6	16.2	17.2	18.4	15.8	14.9	14.6	14.4	14.6	13.7	13.7	13.4	14.8
15.5	17.6	17.2	17.3	17.8	17.0	15.0	15.4	15.6	15.5	15.4	14.9	14.8
19.1	20.5	17.2	17.8	17.4	15.8	14.0	14.2	14.6	14.4	14.3	13.9	15.8
20.6	20.3	19.7	17.7	18.2	17.0	15.2	14.6	15.0	15.0	14.8	14.4	16.2
16.0	15.6	15.2	16.4	16.4	16.0	15.4	15.6	15.7	15.6	15.1	14.8	15.1
18.8	19.8	17.6	18.3	16.0	15.7	15.6	15.6	15.4	14.8	14.6	14.4	15.7
21.2	20.7	20.1	20.7	21.2	19.4	18.1	17.7	17.4	17.0	16.4	16.0	17.4
20.8	21.4	22.0	21.4	20.5	20.4	19.0	18.5	18.0	17.9	16.8	15.9	18.1
19.1	16.5	18.2	20.8	19.4	18.4	16.4	15.4	14.6	14.2	14.5	14.5	16.8
17.3	18.2	16.6	16.0	16.4	16.2	15.4	15.0	15.0	15.0	15.0	15.0	15.3
15.8	17.0	18.2	19.4	20.4	19.4	17.9	17.0	16.6	12.6	12.4	12.4	16.1
19.2	21.0	20.0	20.6	19.4	17.9	15.8	15.0	15.6	15.5	15.0	14.8	16.4
18.1	19.3	17.6	19.9	16.2	16.3	15.0	14.8	14.6	14.5	14.6	14.8	16.0
20.0	20.2	19.2	17.1	18.1	16.8	16.4	14.8	14.7	14.4	14.8	15.0	16.2
20.8	20.4	20.8	20.0	16.4	16.4	16.0	15.5	16.0	16.1	16.1	16.0	16.7
19.6	20.0	19.8	18.4	17.9	16.7	16.4	15.8	16.7	16.7	16.3	15.9	16.9
17.6	17.5	18.2	18.9	18.2	17.3	16.8	16.2	15.1	15.4	15.4	15.4	16.3
13.4	13.4	13.4	13.4	13.5	13.2	13.0	12.1	13.0	13.0	12.7	12.2	13.7
17.0	16.8	16.3	17.2	17.0	15.8	15.3	15.0	15.0	14.8	14.5	14.3	14.4
18.2	18.8	14.6	14.8	14.8	14.6	14.4	13.1	13.6	13.3	13.0	12.9	14.6
17.4	18.0	16.7	16.2	16.4	13.4	13.9	13.2	13.4	13.7	13.7	13.8	14.3
19.4	19.6	20.4	20.4	18.9	16.0	14.7	15.0	14.5	14.1	14.5	14.3	15.8
21.0	21.0	20.6	20.6	20.7	19.0	18.4	18.4	17.3	16.8	16.5	16.2	17.3
21.7	21.5	21.9	23.6	18.2	19.0	19.0	17.7	16.8	16.5	15.7	15.1	17.5
20.8	20.0	21.3	21.0	22.3	20.2	18.6	18.2	17.3	17.1	17.0	16.3	17.7
22.0	22.6	22.6	22.2	21.6	18.4	17.4	17.6	17.4	17.1	15.7	15.9	18.1
21.8	21.5	22.0	18.1	18.2	17.6	16.9	16.2	15.3	16.4	15.9	15.8	17.9
17.4	21.2	21.2	21.6	20.9	18.8	17.9	17.4	17.4	17.2	16.4	16.4	17.8
22.4	22.4	22.8	22.4	16.2	16.2	16.2	16.0	14.4	16.8	15.9	15.8	18.2
20.9	14.8	19.4	18.7	19.0	17.1	15.8	15.2	15.3	14.1	13.8	12.6	16.9
18.4	19.0	18.9	19.1	19.2	17.8	16.4	16.2	15.2	14.6	14.8	13.2	15.1
19.0	19.3	19.0	19.0	18.3	17.1	16.3	15.9	15.7	15.3	15.0	14.7	16.2

中華民國二十六年

Earth Temperature on the Surface of every

時日 H.D.	1	2	3	4	5	6	7	8	9	10	11	12	13
1	13.2	14.0	14.2	14.7	19.2	20.4	21.5	16.6					
2	13.2	12.9	13.1	12.6	15.0	14.3	15.0	15.2					
3	13.2	16.9	17.1	20.8	19.8	22.1	20.1	22.0					
4	13.0	18.2	18.9	17.7	22.0	25.0	21.9	21.5					
5	12.6	15.3	15.3	15.7	10.2	17.0	13.0	13.0					
6	14.0	13.6	13.9	23.0	13.0	24.3	17.5	22.6					
7	13.2	18.5	17.5	19.2	25.2	23.6	24.5	21.8					
8	14.1	17.4	22.1	21.6	23.8	25.0	25.6	23.0					
9	14.6	14.8	16.9	20.4	21.6	23.1	25.6	21.3					
10	14.9	14.5	14.6	15.5	17.1	18.2	17.8	20.7					
11	13.6	12.3	14.3	16.3	17.0	21.5	21.5	20.0					
12	13.0	14.6	19.2	22.7	22.9	23.0	24.6	24.6					
13	13.3	13.9	17.7	14.5	13.5	20.2	19.2	20.1					
14	14.0	14.4	15.2	16.0	15.5	24.2	21.5	23.3					
15	13.8	14.5	17.4	20.6	22.2	21.3	23.7	25.0					
16	14.3	14.6	13.9	12.2	19.2	24.6	22.3	21.6					
17	14.5	14.3	15.2	15.1	13.1	17.0	20.1	19.6					
18	13.7	14.2	17.1	12.3	13.3	15.0	13.4	13.3					
19	13.7	13.5	15.3	16.3	13.2	15.6	17.5	14.0					
20	14.2	13.9	11.5	17.0	13.1	20.1	22.1	20.1					
21	13.5	12.0	12.5	14.1	15.5	17.6	17.7	19.7					
22	17.1	13.5	14.5	13.3	22.0	23.0	21.2	21.0					
23	14.1	14.6	15.2	17.2	23.1	21.1	21.6	25.2					
24	17.0	13.3	17.0	21.9	21.0	21.1	21.6	23.3					
25	14.1	13.0	21.6	22.2	21.3	23.0	22.9	23.3					
26	14.3	14.2	13.1	21.7	21.1	21.1	21.1	21.1					
27	14.3	14.7	15.3	21.2	21.2	21.1	21.1	21.1					
28	14.7	14.5	13.1	21.1	21.1	21.1	21.1	21.1					
29	15.1	14.3	21.1	21.1	21.1	21.1	21.1	21.1					
30	14.3	14.1	13.2	21.1	21.1	21.1	21.1	21.1					
31	12.2	12.7	11.2	11.1	11.1	11.1	11.1	11.1					
Mean	13.9	13.4	13.6	13.3	13.5	21.5	21.1	21.1					

八月逐日地面溫度 (°C)

Day, in the Month of August, 1939. (°C)

14	15	16	17	18	19	20	21	平均 Mean
17.8	18.2	19.2	18.9	18.2	14.8	14.2	14.2	16.5
22.2	19.8	19.8	17.2	17.0	16.6	15.2	14.5	16.6
24.6	17.4	19.2	18.0	15.5	18.0	14.4	14.6	18.2
22.8	21.8	18.9	18.4	16.8	11.9	13.2	14.5	19.2
17.0	16.2	18.4	17.1	16.2	15.4	15.2	14.5	16.3
24.8	18.6	19.0	16.3	16.0	15.7	15.0	15.0	17.8
23.8	21.6	21.8	20.0	18.4	17.6	17.2	16.6	20.2
25.1	26.5	25.8	20.5	18.9	18.0	14.5	17.0	21.5
17.6	20.4	24.4	20.0	18.2	16.4	15.4	13.7	19.3
21.4	14.4	17.0	17.4	16.4	15.6	14.8	15.0	16.5
18.2	19.2	25.0	20.4	18.5	15.8	16.4	15.1	18.2
28.4	26.0	25.2	19.4	17.8	15.0	15.8	15.4	20.2
23.6	17.8	21.8	16.0	16.4	15.0	13.8	15.0	17.4
22.6	20.2	16.6	18.4	16.8	18.2	14.8	14.8	17.7
24.8	22.6	20.4	16.8	16.8	16.0	15.4	15.9	18.2
25.0	22.1	19.4	18.4	16.7	16.3	16.5	15.8	18.6
18.8	22.2	21.7	19.5	17.4	15.6	16.1	16.2	18.2
15.8	14.6	13.7	15.6	13.4	13.2	13.4	13.4	15.9
17.7	19.2	19.8	17.6	16.6	15.6	18.2	14.8	16.5
20.1	14.7	14.2	14.7	11.2	14.2	12.0	13.6	16.1
20.1	18.8	17.4	17.2	13.7	13.0	13.2	13.6	15.8
24.4	25.9	23.8	17.8	15.9	14.6	14.9	14.2	19.9
21.8	23.0	24.6	21.4	18.2	17.9	18.6	17.4	20.2
26.8	28.2	24.8	18.8	18.8	18.8	17.4	16.0	20.7
28.0	27.5	23.0	22.5	19.0	17.6	17.0	16.6	21.2
27.6	30.8	21.0	21.9	18.4	16.7	17.2	17.0	21.8
22.5	23.2	20.5	18.6	17.0	16.0	16.2	16.0	19.8
25.5	22.8	22.9	22.9	17.8	16.8	16.6	17.0	20.7
23.7	27.2	23.8	21.0	15.4	15.4	17.2	15.8	21.8
21.4	20.2	19.0	20.0	17.4	15.6	13.2	15.0	19.7
26.2	28.8	22.8	19.4	16.8	15.8	15.8	14.2	18.8
22.6	21.5	20.9	18.6	16.8	15.8	15.1	17.3	18.6

中華民國二十八年八月逐日地內溫度 (°C)

Earth Temperature of every Day, in the Month of August, 1939, (°C)

日期 Date	0 cm	5 cm	10 cm	20 cm	25 cm	50 cm	75 cm	100 cm
1	18.7	18.5	18.4	18.3	18.2	18.5	18.0	17.5
2	17.7	17.0	17.4	18.1	18.4	18.4	18.1	17.5
3	21.2	19.2	18.3	18.1	18.2	18.2	18.0	17.5
4	22.5	19.3	18.4	18.3	18.3	18.3	18.0	17.6
5	17.9	17.4	17.7	18.3	18.2	18.2	17.3	17.5
6	20.5	18.3	18.3	18.3	18.2	18.2	17.9	17.5
7	22.9	20.6	19.5	18.7	18.4	18.4	18.0	17.5
8	23.2	20.6	19.9	19.3	18.3	18.2	17.3	17.5
9	21.8	20.3	20.4	19.6	18.5	18.3	17.9	17.5
10	18.6	18.2	18.7	19.0	18.8	18.4	17.9	17.5
11	19.1	19.6	19.2	18.4	18.7	18.4	17.9	17.5
12	21.8	19.7	19.5	18.9	18.7	18.6	18.2	17.7
13	19.7	18.8	19.1	18.2	18.6	18.5	18.2	17.7
14	22.0	19.4	19.3	19.0	18.7	18.5	18.1	17.6
15	23.3	20.5	20.1	19.3	18.7	18.5	18.1	17.6
16	21.5	19.5	19.3	19.2	19.0	18.6	18.2	17.7
17	21.0	19.4	19.3	19.1	18.9	18.7	18.2	17.7
18	14.6	16.1	16.9	17.9	18.2	18.7	18.2	17.7
19	17.1	16.5	16.7	17.0	18.5	18.6	18.3	17.8
20	17.4	16.7	17.0	17.3	18.1	18.3	18.2	17.8
21	16.9	16.5	16.7	17.1	18.0	18.2	18.1	17.5
22	22.8	19.3	19.0	17.8	17.9	18.0	18.0	17.7
23	24.1	19.8	19.8	18.8	18.1	18.0	17.9	17.7
24	23.9	20.0	20.1	19.0	18.4	18.0	17.9	17.6
25	22.4	20.5	20.0	19.2	18.6	18.2	17.9	17.6
26	22.9	20.7	20.3	19.1	18.7	18.3	17.9	17.5
27	22.0	20.6	20.4	18.8	18.9	18.5	18.0	17.6
28	23.8	20.0	20.7	20.0	19.1	18.6	18.0	17.6
29	25.7	22.4	21.9	20.0	19.2	18.7	18.1	17.6
30	21.7	20.6	20.5	20.6	19.4	18.3	18.2	17.7
31	20.6	18.8	19.0	19.5	19.5	19.0	18.3	17.7
平均 Mean	21.0	19.2	19.1	18.8	18.6	18.4	18.0	17.6

中華民國二十八年八月逐日雲量 (9-10)

Cloud Amount of every Day, in the Month of August, 1939, (9-10)

時日 D.	6	7	8	9	10	11	12	13	14	15	16	17	18	平均 Mean
1	—	—	—	—	10.0	10.0	10.0	10.0	10.0	9.5	10.0	10.0	10.0	9.8
2	—	—	—	10.0	10.0	10.0	10.0	10.0	10.0	10.0	9.0	9.0	10.0	9.8
3	—	10.0	10.0	10.0	10.0	10.0	10.0	10.0	9.0	10.0	10.0	9.5	10.0	9.9
4	10.0	5.0	9.0	9.5	9.5	9.0	5.0	9.0	10.0	10.0	10.0	9.5	9.0	9.3
5	10.0	10.0	10.0	10.0	10.0	10.0	10.0	10.0	10.0	10.0	10.0	10.0	9.7	10.0
6	10.0	10.0	10.0	10.0	10.0	10.0	10.0	10.0	9.5	10.0	10.0	—	10.0	10.0
7	10.0	—	10.0	8.0	7.5	9.0	4.0	4.0	5.0	3.0	3.0	3.0	5.0	5.0
8	10.0	10.0	9.0	3.5	9.0	10.0	10.0	10.0	10.0	9.5	3.5	10.0	10.0	9.7
9	10.0	—	—	10.0	10.0	10.0	10.0	10.0	3.5	9.5	9.0	10.0	10.0	9.8
10	10.0	—	—	10.0	10.0	10.0	—	10.0	10.0	10.0	10.0	10.0	10.0	10.0
11	—	—	—	10.0	9.0	10.0	5.0	9.5	9.5	9.5	3.0	4.0	5.0	3.1
12	—	5.0	9.7	4.5	3.0	7.5	8.5	8.5	9.0	5.0	10.0	10.0	10.0	7.7
13	10.0	10.0	9.5	10.0	10.0	10.0	9.0	10.0	9.0	10.0	3.0	10.0	10.0	9.7
14	—	—	10.0	9.5	9.5	8.0	7.5	5.0	6.0	10.0	9.5	7.0	10.0	8.4
15	10.0	—	10.0	10.0	10.0	10.0	10.0	10.0	9.0	10.0	10.0	10.0	10.0	9.9
16	10.0	10.0	10.0	10.0	10.0	10.0	10.0	10.0	10.0	10.0	10.0	10.0	10.0	10.0
17	—	10.0	10.0	10.0	10.0	10.0	10.0	10.0	10.0	10.0	10.0	10.0	10.0	10.0
18	—	—	—	—	—	—	—	—	—	—	—	—	—	—
19	10.0	10.0	10.0	10.0	10.0	10.0	10.0	10.0	10.0	10.0	10.0	7.0	10.0	9.8
20	10.0	10.0	10.0	10.0	10.0	10.0	10.0	10.0	8.0	10.0	10.0	10.0	10.0	9.8
21	—	—	—	10.0	10.0	10.0	10.0	10.0	10.0	10.0	10.0	10.0	10.0	10.0
22	10.0	—	10.0	10.0	10.0	10.0	10.0	10.0	10.0	10.0	10.0	10.0	10.0	10.0
23	—	—	10.0	9.5	8.0	5.0	3.0	5.0	3.5	7.0	8.0	7.0	4.0	7.7
24	5.0	7.0	10.0	3.5	7.5	9.5	9.0	3.5	7.0	4.0	9.0	4.0	10.0	6.8
25	0.8	1.0	1.0	1.5	2.5	3.0	5.0	5.0	5.0	6.0	8.0	8.0	9.0	4.2
26	10.0	10.0	9.0	10.0	10.0	10.0	9.5	9.5	10.0	10.0	10.0	9.7	10.0	9.8
27	9.5	9.0	10.0	7.5	7.0	4.0	4.0	8.5	4.5	9.0	7.5	4.0	7.0	7.0
28	11.0	4.0	5.0	6.0	9.5	3.5	8.0	10.0	7.0	7.0	9.0	7.0	3.0	6.9
29	—	—	9.0	7.0	9.5	8.0	8.0	6.0	5.0	3.0	8.0	9.0	10.0	7.3
30	9.0	9.0	10.0	10.0	10.0	10.0	10.0	10.0	10.0	10.0	10.0	10.0	10.0	9.5
31	8.0	7.0	8.0	2.0	3.5	7.0	5.5	2.0	1.0	1.0	1.0	1.5	2.0	4.7
平均 Mean	9.4	3.1	9.2	8.7	9.0	8.8	8.6	8.5	8.2	8.3	8.3	8.2	8.8	8.7

中華民國二十八年八月

Absolute Humidity at every Hour of Day

時日	1	2	3	4	5	6	7	8	9	10	11	平均 Mean
1	10.82	11.24	11.54	10.91	10.70	11.20	11.69	11.86	12.03	12.98	13.34	12.70
2	11.35	11.32	11.35	11.35	11.38	11.31	10.95	11.10	11.39	11.73	11.39	11.55
3	11.21	10.97	11.16	11.43	11.16	11.08	11.92	11.77	12.42	11.91	13.40	11.60
4	9.99	9.65	9.39	9.85	9.79	10.13	11.98	11.77	12.77	12.29	12.06	12.66
5	10.43	10.67	10.67	10.67	10.78	10.56	10.97	11.42	11.31	11.95	12.04	11.93
6	11.80	11.61	11.51	11.53	11.61	11.68	11.72	12.32	12.57	12.65	13.51	12.54
7	11.54	11.15	11.06	11.13	10.91	11.12	12.98	13.01	13.92	13.44	13.60	13.36
8	11.31	11.34	11.63	11.46	12.03	12.09	12.48	13.16	12.62	13.31	13.65	13.16
9	12.16	11.96	12.01	11.72	11.33	11.15	12.51	12.43	13.33	14.07	13.63	13.79
10	11.96	11.81	11.81	11.69	11.62	11.66	12.63	12.67	13.90	12.56	12.21	12.82
11	11.83	11.69	11.73	11.62	11.62	11.69	11.73	12.31	12.85	13.25	13.81	13.03
12	12.16	10.43	10.63	10.77	10.73	11.10	11.38	12.59	13.23	13.77	13.95	13.12
13	11.86	12.19	12.33	12.19	12.15	12.03	12.38	12.83	12.42	12.92	13.16	13.41
14	12.71	12.71	12.69	12.59	12.71	12.69	12.69	12.39	12.48	12.65	13.71	13.17
15	11.96	11.32	12.01	11.77	11.16	11.51	12.65	13.22	13.47	13.23	12.97	13.53
16	13.78	12.69	13.36	12.36	12.18	12.34	11.57	12.72	13.79	13.79	13.53	14.15
17	11.63	11.51	11.32	11.31	12.39	12.19	11.33	11.77	12.71	12.37	12.91	12.81
18	12.89	12.11	13.00	12.43	12.93	12.79	12.73	12.67	11.20	11.26	11.24	11.20
19	10.51	10.44	10.25	10.13	10.03	10.12	10.35	11.15	11.52	11.65	12.25	11.53
20	11.30	11.47	11.36	11.36	10.79	10.93	10.37	11.22	11.72	11.33	12.21	12.60
21	10.34	10.31	10.34	11.06	11.05	11.02	10.95	11.66	11.21	11.63	12.58	12.33
22	11.53	11.52	11.47	11.47	11.39	11.24	11.63	11.83	13.42	12.73	12.43	12.42
23	11.85	11.68	12.62	12.63	11.95	12.73	12.71	12.23	12.41	12.33	13.19	12.94
24	10.28	10.51	10.32	10.42	10.29	11.16	11.60	12.16	12.73	13.61	13.61	12.53
25	11.23	11.05	10.86	10.78	10.63	11.01	12.56	12.23	13.60	12.22	12.70	12.39
26	11.33	11.52	11.42	11.61	12.04	12.03	12.60	13.23	13.03	12.62	12.63	12.29
27	12.32	12.41	12.15	12.20	12.20	12.20	12.24	12.16	12.31	12.61	12.66	12.63
28	11.85	11.49	11.31	11.12	10.63	10.32	11.65	12.62	12.75	12.35	12.65	12.36
29	12.17	12.39	12.63	12.61	12.73	12.71	13.51	13.33	12.82	12.82	12.96	12.90
30	12.49	12.40	12.33	12.12	11.83	11.51	12.54	12.89	12.54	12.50	12.16	13.07
31	12.16	9.60	3.94	8.77	8.74	8.38	8.82	9.15	8.44	9.15	7.93	8.23
平均 Mean	11.51	11.40	11.40	11.41	11.55	11.45	11.33	12.16	12.54	12.60	12.60	12.62

月 逐 日 各 時 絕 對 濕 度 (m.m.)

in the Month of August, 1939. (m.m.)

13	14	15	16	17	18	19	20	21	22	23	子夜 Midn	平 均 Mean
12.56	12.33	12.93	13.43	12.48	12.12	11.85	11.84	12.22	11.65	11.65	11.31	12.01
11.96	13.02	12.43	13.49	11.71	11.30	11.57	11.23	11.85	11.53	11.67	11.53	11.59
11.83	11.78	12.43	10.23	10.58	12.61	10.44	10.07	10.13	10.49	10.56	10.89	11.29
12.00	11.99	12.21	12.69	11.56	11.67	11.08	10.40	10.14	10.81	11.12	10.93	11.19
12.17	12.32	12.43	11.77	11.77	11.45	11.45	11.26	11.69	11.97	10.38	11.23	11.43
13.33	14.00	13.29	13.79	13.49	12.64	12.20	11.37	11.92	11.45	11.58	12.16	12.32
13.71	12.95	12.32	10.59	11.39	11.83	11.60	12.98	12.36	13.51	12.38	11.93	12.24
12.94	12.71	12.35	11.46	12.17	11.95	11.49	12.39	11.63	12.04	12.34	11.97	12.24
13.23	12.32	11.44	13.60	13.06	11.12	11.30	12.39	11.53	11.69	11.32	11.92	12.40
13.02	12.55	12.67	12.40	12.63	12.09	11.92	11.34	12.20	12.07	11.96	11.96	12.14
12.20	13.25	13.05	13.85	12.70	12.08	11.80	11.73	11.70	10.18	9.97	10.16	12.06
13.32	13.53	11.35	12.33	11.96	12.84	12.01	11.69	12.39	12.36	12.29	12.16	12.13
12.34	12.40	13.79	13.65	12.82	13.28	13.67	12.51	12.47	12.39	12.47	12.63	12.68
13.39	12.63	13.36	12.85	13.48	13.21	13.25	12.39	12.43	12.55	12.39	12.67	12.75
13.50	12.70	12.21	13.65	12.74	12.63	12.65	12.60	13.15	12.98	13.36	12.65	12.73
13.81	13.25	13.10	13.23	12.61	13.00	11.89	13.92	12.88	13.00	12.73	12.44	12.94
13.16	12.57	12.92	13.94	13.56	12.90	13.31	13.45	13.43	12.16	12.64	12.77	12.66
11.84	11.43	11.51	11.54	11.62	11.59	11.24	11.32	11.24	11.13	10.91	10.62	11.70
12.02	12.34	12.30	12.33	11.46	11.55	11.69	11.49	11.27	11.23	11.34	11.19	11.29
12.55	12.61	12.09	11.91	12.16	12.00	11.95	10.54	11.01	10.79	10.80	10.93	11.52
12.36	12.75	12.51	11.73	12.50	11.54	11.80	11.16	11.54	11.77	11.65	11.58	11.60
11.39	11.61	12.20	11.45	12.51	12.29	11.27	11.27	11.46	11.74	11.81	11.88	11.81
12.39	11.97	11.13	11.29	11.22	11.13	11.24	11.37	11.83	11.63	11.63	10.46	11.85
13.21	12.94	13.12	13.31	12.79	11.62	11.09	11.87	11.27	11.27	11.11	11.12	11.34
13.60	11.61	12.05	12.73	13.15	12.02	11.49	11.08	11.67	11.75	11.78	11.46	11.81
13.41	13.44	12.05	12.15	12.00	12.72	12.85	12.39	12.85	12.35	12.51	12.21	12.65
12.17	12.70	12.09	12.20	12.42	12.17	11.81	11.36	12.54	12.33	12.21	12.13	12.31
12.24	13.32	13.18	13.66	13.70	12.56	11.80	12.00	12.11	12.19	12.33	12.37	12.23
12.25	12.86	13.43	12.72	12.78	11.85	11.16	10.57	12.85	12.43	12.32	12.24	12.61
12.27	13.67	12.59	12.69	14.63	13.22	12.72	12.71	12.94	11.16	10.93	9.97	12.61
8.62	8.93	7.76	8.94	8.42	7.73	7.67	7.35	8.24	8.16	7.79	8.80	8.45
12.69	12.53	12.39	12.33	12.24	11.99	11.67	11.63	11.85	11.65	11.65	11.57	11.97

中華民國二十八年八月

Relative Humidity at every Hour of Day,

時分 Hour	1	2	3	4	5	6	7	8	9	10	11	中午 Noon
1	95.2	98.1	100.0	99.0	99.1	99.0	100.0	99.0	99.0	99.1	98.2	81.6
2	99.0	99.0	99.0	99.0	99.0	100.0	100.0	100.0	100.0	97.2	99.2	93.4
3	91.5	93.7	94.8	97.2	98.1	99.1	92.5	99.2	81.4	81.1	76.7	74.4
4	91.1	86.5	87.4	88.4	83.3	90.1	86.7	84.1	81.6	78.1	63.3	68.8
5	86.8	86.1	85.1	87.0	85.7	90.4	89.7	88.1	90.7	93.5	93.5	90.8
6	95.2	94.5	97.2	99.1	98.0	97.2	95.7	96.8	91.0	87.0	85.3	80.2
7	94.4	95.5	97.2	97.1	94.2	97.1	88.0	89.6	92.2	80.5	78.5	74.3
8	89.9	90.7	93.4	92.6	95.3	96.2	92.7	85.5	87.0	99.7	73.5	63.5
9	90.9	91.6	93.5	93.4	95.3	97.2	99.0	96.3	87.4	79.6	76.8	70.8
10	97.2	96.2	97.2	96.2	95.9	97.2	99.0	98.1	95.8	93.6	90.0	92.3
11	94.2	96.2	97.2	96.3	95.3	100.0	99.1	100.0	97.3	91.1	85.0	80.3
12	94.1	97.0	97.2	97.1	98.1	100.0	99.1	87.7	88.8	83.5	78.5	81.7
13	97.2	99.0	100.0	99.0	100.0	99.0	98.1	92.8	82.7	87.8	89.3	83.4
14	100.0	100.0	99.1	99.1	100.0	99.0	100.0	98.1	92.7	88.3	81.6	78.8
15	97.2	96.2	97.2	96.2	98.1	98.2	99.0	98.1	91.6	82.7	80.7	80.9
16	96.4	95.4	95.4	95.4	96.3	96.3	91.6	94.4	91.3	91.3	88.7	83.7
17	92.5	92.5	93.2	93.1	92.1	99.0	97.1	94.3	91.0	91.0	87.0	75.3
18	98.1	100.0	96.3	99.0	92.1	100.0	99.0	99.1	99.0	99.0	100.0	99.0
19	97.9	97.9	100.0	100.0	99.0	100.0	99.0	99.0	96.2	95.3	95.5	86.6
20	98.4	96.2	97.3	97.3	94.1	96.3	91.3	94.1	88.2	87.3	82.1	80.5
21	97.1	97.1	98.0	99.1	99.1	100.0	100.0	99.1	97.2	96.2	91.8	89.0
22	99.2	100.0	100.0	100.0	100.0	100.0	100.0	99.1	92.9	85.6	78.3	73.5
23	97.2	97.2	99.0	99.0	99.0	99.1	93.0	96.1	85.2	81.8	77.5	74.6
24	78.8	81.1	86.2	88.6	80.5	98.1	95.3	92.6	82.8	74.5	77.5	70.5
25	83.9	89.8	83.8	90.4	90.4	94.3	95.4	83.6	79.3	77.0	70.6	72.4
26	85.6	87.8	89.8	92.5	95.3	96.2	95.4	94.5	89.5	80.5	76.0	72.0
27	88.6	93.5	94.3	95.4	95.4	95.4	96.3	92.6	85.4	71.9	67.0	62.4
28	80.1	88.1	89.0	89.7	86.9	87.9	83.2	83.7	74.5	70.7	63.6	66.3
29	89.2	90.1	91.5	95.6	85.4	93.1	92.8	86.6	78.8	75.8	72.0	69.6
30	95.1	92.7	94.3	93.5	93.5	94.3	90.2	83.7	89.7	79.3	79.3	73.0
31	91.1	87.9	86.0	86.7	81.1	80.5	75.8	80.9	72.3	68.8	58.1	51.2
平均 Mean	98.7	98.6	94.9	95.3	95.5	96.6	95.1	93.0	88.7	81.8	81.7	77.8

月逐日各時相對溫度 (°C)

in the Month of August, 1939, (%)

13	14	15	16	17	18	19	20	21	22	23	日夜 Min.	平均 Mean
91.4	89.2	77.8	84.9	85.7	85.4	83.5	76.2	83.1	79.1	89.1	93.1	85.2
91.6	89.3	84.4	84.7	76.6	77.7	84.2	85.5	83.0	77.5	83.1	89.7	84.9
71.7	65.1	34.4	63.2	51.0	49.2	65.2	73.2	81.6	85.2	87.3	81.4	84.5
63.9	67.1	70.9	73.2	78.7	70.5	85.5	85.4	79.3	84.5	83.0	88.8	81.1
89.2	92.6	96.5	84.1	84.1	88.5	87.3	84.7	87.4	93.0	84.1	88.9	88.5
91.8	80.3	83.9	87.4	88.2	94.5	91.7	85.5	86.8	80.7	90.3	88.8	92.1
72.6	70.7	69.8	86.7	60.3	70.6	74.4	85.4	82.9	86.1	83.4	80.2	82.8
63.3	68.4	62.5	69.8	67.2	66.4	69.6	77.1	75.1	78.2	85.9	88.3	79.5
73.7	86.8	73.0	73.7	71.2	70.0	80.7	81.4	85.3	86.2	86.2	86.2	86.9
87.9	89.0	89.4	96.9	89.2	87.5	96.8	92.6	93.4	94.4	93.5	93.5	93.1
74.9	91.1	83.2	78.9	79.6	71.4	76.7	81.0	82.6	82.1	91.1	91.6	88.4
79.7	73.4	67.5	63.0	70.7	81.5	89.2	85.7	92.7	98.6	96.3	96.3	87.3
49.2	49.8	91.3	86.0	92.8	95.5	99.1	90.0	100.0	100.0	100.0	100.0	93.2
79.7	70.5	83.6	84.4	84.5	92.0	84.5	98.1	99.0	100.0	98.1	89.5	92.5
73.8	70.6	69.5	77.8	91.0	91.2	92.8	95.3	96.4	94.5	93.0	82.8	90.0
86.7	75.5	76.1	82.5	81.5	91.1	88.9	93.2	80.3	91.1	91.9	91.7	89.7
87.2	83.7	82.4	85.1	86.5	87.6	92.0	97.5	93.2	92.6	96.8	97.5	91.3
100.0	99.1	100.0	100.0	100.0	100.0	100.0	100.0	100.0	99.0	99.0	99.0	99.3
83.7	85.9	85.1	94.2	77.8	79.3	83.2	88.0	83.1	88.9	91.6	91.6	91.6
80.0	79.3	96.2	94.3	96.5	96.2	97.2	91.3	94.3	95.2	96.1	97.1	92.0
82.9	82.3	67.7	84.9	83.5	100.0	89.0	88.1	100.0	100.0	90.1	93.1	95.3
83.5	64.2	67.3	63.7	86.5	90.1	89.3	83.1	92.5	95.4	95.2	97.1	83.5
83.6	61.1	61.1	62.4	61.2	67.5	76.3	71.6	73.3	76.8	78.3	75.5	81.1
47.8	47.2	66.7	69.6	81.6	70.5	72.7	78.1	78.5	80.0	83.0	86.2	79.9
73.9	64.2	61.5	63.2	69.5	67.5	70.9	70.7	73.7	80.3	81.0	82.1	78.4
67.6	61.3	60.7	60.5	62.0	80.1	86.2	85.4	86.2	84.4	87.6	90.0	82.2
62.1	58.4	69.0	73.5	73.2	80.6	81.8	82.5	80.2	88.4	90.0	90.1	82.6
89.1	70.5	69.7	70.6	73.9	77.4	76.7	80.5	81.2	82.8	88.4	91.9	80.2
65.2	63.3	59.7	62.6	71.9	85.7	72.1	68.2	86.2	86.9	90.9	90.9	80.8
66.1	75.4	74.5	74.5	85.1	90.4	84.4	98.1	90.0	92.5	93.3	91.1	87.5
51.3	34.2	47.3	43.3	50.4	69.0	50.5	33.2	84.4	65.4	62.0	77.2	67.0
76.6	75.1	75.7	75.9	78.5	82.6	84.5	86.2	88.3	89.4	90.8	91.8	85.9

中華民國二十八年八月

Form and Direction of Clouds of every Day,

日 期 時 分	6		7		8		9		10		11	
	狀 For.	向 Dir.	狀 For.	向 Dir.	狀 For.	向 Dir.	狀 For.	向 Dir.	狀 For.	向 Dir.	狀 For.	向 Dir.
1	--		--		--		--		S	E	AK	
2	--		--		--		--		S		S	
3	--		S		S		S		S		S	
4	CK		C		SK	NE	SK	ENE	SK	ENE	SK	ENE
5	AK		AK		AS		N	NE	N		N	
6	N		SK	NNW	SK		S	WSW	S	WSW	S	
7	C		S		S		S	NNE	C		C	
8	G	ENE	--	W	SK	W	SK	W	AK	S	CS	N
9	S		--		--		S		S		AK	N
10	S		--		--		S		S		N	
11	--		--		--		S		AK		S	ESE
12	SK		CK		SK	ESE	K		K		AK	P
13	--		AK	ESE	SK	ENE	S	ENE	S	E	S	
14	SK		--		S		S	ENE	S	ENE	CK	
15	SK	E	--		S		S	ENE	S	ENE	AK	ENE
16	N		N		N		S	N	S	SW	S	
17	--		N		S	SW	S		S		SK	SSW
18	--		--		--		--		S		--	
19	SK		SK		AK		S		S		S	ESE
20	SK		SK		SK		SK	E	S	C	SK	E
21	--		--		--		S		S		S	E
22	E		--		SK		S		AK	ENE	AK	ESE
23	--		--		S		S	E	SK		SK	
24	AK		S		S		SK	ENE	SK	ENE	SK	NE
25	FS		FS	E	FK	SE	FK	S	SK		K	
26	C		S		S	W-W	CS		K	ENE	K	NNW
27	S	E	SK	ENE	SK	NE	SK	ENE	K	NNE	S	
28	AK		AK		AK		K		SK		SK	
29	--		--		S		SK		SK		SK	
30	S		S		S		SK		S		SK	
31	CK		CK		AK	ENE	AK	NNE	AK	NN	AK	

月 逐 日 最 多 雲 狀 及 雲 向

in the Month of August, 1939.

12		13		14		15		16		17		18		日期 Date
狀 For.	向 Dir.	狀 Co.	向 Dir.	狀 For.	向 Dir.	狀 Co.	向 Dir.	狀 Co.	向 Dir.	狀 For.	向 Dir.	狀 Co.	向 Dir.	
AS SK SK AS N	ENE	S K US AS N		SK SK AR AS N	NE ENE N WNW	SK SK AS AS N	NE	KN AK AS AS N	NNE NE	N SK SK C AR	ENE NE	S SK KN AS SK	ENE	1 2 3 4 5
N K CS KN	S	AK K AS KN S	ENE N	AK K AS AS N	ENE S W	S K C AS S	ENE	AS K C AS AS	W W	— K AS AR AS		SK AS AS AS AR	NNE W W	6 7 8 9 10
KN KN SK K SK	E ESE	N KN SK K SK	ENE	AS AR SK K SK	NW ENE N N KN	AS KN N N KN	ENE N	AS KN N N NNE	NW ENE N NNE	KN N N AS N	ENE NE	C KN N N A	N ENE NNE	11 12 13 14 15
S SK — S SK	W W W	SK K SK	W W SW	AS SK — SK C	SSW E E	AS K N	S E	AS E K N	W W E	AS AS — SK SK	WNW E	N A — SK K	E	16 17 18 19 20
S SK SK SK SK	E SW	SK K K W K	ESE	AK K C K K	W W E W	SK K KN K K	E SE	AS E K K	W W ENE W	N K K K C		N N — SK C		21 22 23 24 25
K K SK K CS AK	NNW SSE NNE	AK K N K AK	NE NE ENE	AK K SK K AS K	WSW	AK K AK K K K		AK K SK K SK	NE N N SSE	SK SK AK K K AK	ENE N SSE	SK SK N N S AR		26 27 28 29 30 31

中華民國二十八年

Wind Direction and Wind Velocity of every

時日 Date	6		7		8		9		10		11		12		13	
	向 Dir.	速 e	向 Dir.	速 Vel.	向 Dir.	速 Vel.	向 Dir.	速 Vel.	向 Dir.	速 Vel.	向 Dir.	速 Vel.	向 Dir.	速 Vel.	向 Dir.	速 Vel.
1	NE	5.0	SE	7.1	NE	5.7	NE	7.0	NE	6.6	NE	7.1	NE	7.8	E	8.2
2	NE	9.9	NE	9.8	NNE	9.1	NE	3.1	NE	10.3	NE	9.6	E	8.2	E	10.4
3	NNE	8.6	SE	7.8	N	3.2	NE	8.0	NE	6.8	NE	8.0	E	5.6	NE	6.9
4	NNE	5.0	X	1.1	NNE	0.2	NE	0.8	NE	1.9	NE	4.8	NE	4.6	NE	4.3
5	C	0	C	0	C	0	NW	0.4	W	0.2	SW	0.2	W	0.2	W	2.2
6	SSW	3.	WSW	2.0	C	0	SW	0.1	WSW	6.0	C	0	WSW	2.7	N	0.4
7	NNE	0.9	N	0.2	NNE	1.8	N	4.5	NE	5.1	NE	6.9	NE	7.7	NE	8.0
8	SSW	5.3	SSW	0.1	C	0	0	0	SW	0.6	NE	1.4	W	7.7	E	4.4
9	N	6.6	NNE	3.8	NNE	4.8	NE	0.0	NE	5.0	N	5.2	NE	6.0	E	9.6
10	NE	9.7	NE	4.1	NE	5.8	NE	6.5	X	0.4	N	1.8	NE	1.9	W	0.9
11	NNW	4.9	NW	6.4	NW	6.2	N	6.8	NNW	6.7	NNW	7.6	NNW	7.0	NW	1.6
12	NNE	8.6	NE	6.6	NNE	2.6	NNE	5.1	NNE	7.5	NNE	6.7	NE	6.6	NE	4.9
13	SW	7.9	SW	3.2	SW	13.3	E	3.4	E	7.7	E	9.0	SE	8.2	NE	13.0
14	NE	11.0	NE	10.2	ENE	6.9	ENE	8.2	ESE	10.3	ESE	8.5	ESE	7.4	E	8.7
15	K	8.0	ENE	5.2	NE	0.9	NE	7.1	ENE	6.2	ENE	4.8	ENE	6.2	ENE	8.3
16	SSW	5.9	SSW	1.1	SSW	0.7	WSW	1.0	WSW	0.8	C	0	E	5.2	C	0
17	E	8.0	ESE	4.8	SW	4.6	SW	6.1	SSW	3.3	SSW	5.6	SW	4.1	SW	1.8
18	E	5.3	NE	5.0	NE	3.0	NE	10.4	NE	9.2	NE	5.7	NE	6.1	NE	10.7
19	N	6.8	NE	7.7	ENE	6.8	NE	3.0	V	1.1	ENE	6.1	ENE	5.2	NE	6.7
20	NE	6.9	NE	3.5	NE	7.1	EN	1.4	E	9.1	E	7.2	E	9.5	NE	7.4
21	NE	3.1	NE	9.7	NE	6.0	NE	5.7	NNE	6.0	ENE	2.7	NNE	8.4	NE	7.3
22	N	3.1	NNE	2.1	NE	8.1	ENE	7.7	NE	7.7	E	6.8	NE	0.6	NE	7.3
23	NE	7.5	NNE	3.7	N	6.9	ENE	6.1	ENE	7.7	SE	6.7	NE	5.0	E	6.7
24	NE	6.5	NE	8.4	NE	3.1	NE	5.6	E	8.3	E	8.5	E	9.8	ENE	6.5
25	E	4.7	ESE	5.1	E	4.7	E	4.3	NNW	1.3	E	6.0	NW	1.2	E	2.6
26	SSW	6.0	SW	6.5	SW	3.8	SW	3.0	W	0.4	ENE	0.4	E	7.5	N	3.1
27	NE	11.7	NE	12.1	ENE	13.1	N	8.1	NE	9.3	ENE	8.5	ENE	8.2	ENE	6.8
28	ENE	7.7	E	8.2	NE	7.1	NE	3.1	N	1.4	ENE	6.9	ENE	7.2	NNE	6.9
29	ENE	4.5	ENE	3.8	ENE	4.7	E	6.5	NE	4.8	ENE	7.0	NE	5.5	ENE	8.2
30	E	5.8	SW	0.9	E	4.0	SW	1.1	W	0.7	E	3.1	ENE	6.7	SE	4.7
31	E	11.4	E	10.5	E	12.0	E	3.2	ENE	9.2	E	5.4	E	9.2	E	4.8
平均 Mean		6.6		5.8		5.4		5.7		5.5		5.4		6.0		9.0

八月逐日風向及風速 (m/s)

Day 11 in the Month of August, 1930. (m/s)

14		15		16		17		18		19		20		21		平均
向	速	向	速	向	速	向	速	向	速	向	速	向	速	向	速	
Dir.	Vel.	Dir.	Vel.	Dir.	Vel.	Dir.	Vel.	Dir.	Vel.	Dir.	Vel.	Dir.	Vel.	Dir.	Vel.	Mean
ENE	7.7	NE	8.5	NE	5.0	ENE	9.5	ENE	5.1	NE	8.6	E	10.8	NE	4.0	7.3
ENE	6.6	NE	6.9	NE	2.6	ENE	5.3	NE	7.9	NE	6.1	NE	4.0	NE	2.4	7.4
ENE	10.0	ENE	9.4	NE	6.1	ENE	5.1	NE	10.8	NNE	9.6	NE	7.9	NE	4.5	7.7
C	0.0	W	0.4	SW	7.6	SSW	8.7	SSW	3.4	SW	2.0	SW	4.8	SW	2.0	3.3
W	1.3	SW	1.8	SW	2.7	SSW	2.7	SSW	0.6	SSW	1.6	SSW	1.5	S	5.1	1.3
N	3.7	WSW	0.2	SSW	1.1	SW	6.2	SSW	5.1	SW	3.3	SSW	6.5	E	3.4	2.9
NE	7.2	NE	6.3	E	0.4	ESE	8.4	ESE	3.2	E-E	9.1	ENE	6.3	ESE	7.0	6.1
NE	5.5	NE	6.6	NE	6.0	NE	5.3	ENE	2.4	ENE	4.5	SSW	8.3	SSW	10.8	4.6
E	3.7	S	0.8	SSW	4.9	NE	2.8	NE	4.8	NE	4.4	NE	6.1	NE	13.1	6.3
NE	7.1	NE	8.7	N	1.4	N	3.4	N	4.7	NE	7.3	NE	7.5	NNE	3.3	4.9
WSW	6.9	SW	1.3	WSW	0.7	SW	4.5	SW	2.3	SW	1.4	SW	4.4	SW	3.8	1.5
NNE	5.2	NNE	5.2	NNE	2.8	NNE	5.3	NE	7.9	NNE	6.0	NE	5.7	NNE	5.1	6.2
NE	1.7	NE	6.5	NE	7.9	ESE	3.7	ESE	9.8	NE	10.2	NE	9.2	NE	10.4	9.4
ENE	5.3	NE	9.1	E	7.8	NE	6.8	ENE	4.1	E	8.0	NE	7.1	NE	5.2	7.9
E	3.7	SSW	0.4	SSW	1.5	SW	10.3	SW	3.6	SW	3.3	SW	6.5	SW	3.5	6.2
ENE	3.6	NE	9.5	SW	6.7	SW	4.7	SW	8.5	E-W	4.4	E	7.0	E	11.0	4.8
SW	3.0	SSW	0.5	NW	3.0	E	0.6	E	4.3	E	6.7	E	5.3	NNE	8.0	3.8
NE	6.5	NE	8.4	NE	7.9	NE	7.4	NE	4.6	NE	6.2	NE	6.3	NE	7.6	7.4
NE	4.5	NE	4.5	NE	9.2	NE	7.4	E-E	9.3	NE	7.4	ENE	6.8	NE	6.5	6.4
E	9.3	E	3.6	E	6.3	E	3.5	E	9.2	NE	7.7	E	12.5	ENE	3.8	8.6
NE	6.2	NNE	4.5	NNE	1.1	NE	5.5	NE	8.2	NE	8.3	NW	8.1	NE	6.1	6.3
E	7.7	E	6.7	E	0.7	NE	7.7	ENE	11.0	E	9.2	ENE	5.8	NE	8.4	6.6
E	9.5	E	8.8	E	6.2	E	5.8	E	4.7	E	6.1	E	8.4	E	8.7	7.1
NE	5.9	NE	8.6	NE	6.5	E	5.5	E	7.5	E-E	11.4	NE	10.5	ESE	8.1	8.6
SW	0.6	SE	7.7	SE	4.7	SW	6.7	SSW	6.6	S	7.1	SSW	8.0	SSW	8.0	5.3
ENE	0.7	NE	4.6	NE	0.2	ENE	2.2	E-E	7.5	ENE	7.9	NE	7.7	ENE	9.5	4.3
NE	3.6	NE	7.9	ESE	9.7	E	8.2	E	9.0	E	7.3	NE	6.3	ENE	7.9	6.2
N	3.6	NE	6.3	ENE	6.1	NE	6.9	NE	8.9	NE	7.6	ENE	5.3	ENE	7.7	6.7
ENE	5.4	E	3.8	E-N	0.7	SSW	4.7	SSW	4.8	E	8.9	SSW	5.2	SE	7.1	5.0
ESE	7.4	ESE	5.3	NE	3.0	SW	3.3	V	6.7	E	7.3	E	0.6	E	11.9	4.9
E-E	4.4	E	3.3	ESE	7.6	E	8.7	E	7.8	E	9.1	ESE	6.6	SSW	3.5	8.1
	5.7		5.1		4.9		6.4		6.4		7.0		7.6		7.0	6.6

中華民國二十八年八月

Precipitation Amount at every Hour of Day

時日 H.D.	0-1	1-2	2-3	3-4	4-5	5-6	6-7	7-8	8-9	9-10	10-11	11-12
1	0.8	T	0.1	0.6	1.0							
2		0.1										
3												
4	7.2	0.5										
5									0.5	0.1	0.3	0.2
6							1.2					0.1
7	T	T	T	0.1	T	T	T	T	0.1			
8												
9	0.1		0.1	5.6	1.9	1.3						
10												
11	3.5	2.2	2.6	1.8	0.1	1.1		0.1				
12	0.4	T	T	T	0.1	T						
13	0.8	T	0.4									
14												
15			0.1	0.1	T							
16				4.9	0.3	6.3	16.2	1.4	0.1			
17	10.0	2.9	0.2	T			0.4	0.4				
18	0.1	0.7	1.7	0.5	0.2			0.1	32.2	2.0	2.2	0.4
19	5.5	1.7	0.5									
20												
21												
22	T	T	0.1	T	T	T						
23												
24												
25												
26												
27												
28												
29												
30	1.0											
31												
總計 (Total)	39.4	8.1	5.8	18.6	3.6	8.7	17.8	2.0	32.7	2.1	2.5	0.7

中華民國二十八年八月

Daily Values of Meteorological Elements.

日 期 Date	氣 壓 Pressure (600mm)	溫 度 Temperature (°C)					濕 度 (Humidity)			雲 量 Amount of Cloud 0-10
		平 均 Mean	最 高 Max.	最 低 Min.	波 差 Range	平 溫 Temp.	地 面 Fath Surface	絕 對 Absolut m.m.	相 對 Relative %	
1	71.84	14.8	20.1	19.0	8.1	12.8	16.5	12.0	95.2	9.9
2	73.48	14.8	19.0	11.0	7.1	12.4	15.0	11.59	91.9	10.8
3	74.26	15.8	21.5	12.2	9.1	13.2	18.2	11.29	84.5	9.9
4	73.84	16.7	21.7	11.8	9.9	11.0	19.2	11.19	81.1	9.3
5	73.34	15.1	16.8	15.1	3.7	12.7	16.3	11.43	88.5	10.0
6	72.65	15.7	20.3	15.2	7.1	13.2	17.8	12.32	92.1	10.0
7	72.02	17.4	22.1	15.6	9.5	12.1	20.2	12.24	87.2	6.0
8	75.91	18.1	22.6	13.9	8.0	12.8	21.5	12.24	79.6	9.7
9	74.40	16.8	22.1	13.7	8.4	14.1	19.3	12.40	86.9	9.8
10	74.66	15.3	18.5	13.5	5.0	13.5	15.5	12.14	93.1	10.0
11	73.30	16.1	20.7	13.1	7.6	13.7	18.2	12.06	83.4	8.1
12	73.78	15.4	21.7	11.3	10.4	11.8	20.2	12.43	87.3	7.4
13	73.49	19.0	20.7	13.7	7.0	14.0	17.4	13.68	93.2	9.7
14	73.04	16.2	21.9	13.5	8.4	14.0	17.7	12.75	92.5	8.4
15	72.45	15.7	23.8	13.1	10.7	13.4	19.2	12.73	90.0	9.9
16	71.84	16.9	21.5	11.2	7.1	14.2	18.6	12.24	89.7	10.0
17	72.32	16.3	19.7	13.6	6.1	13.7	18.2	12.66	91.2	10.0
18	72.66	13.7	15.9	12.7	3.2	12.3	13.9	14.70	90.8	—
19	72.81	14.4	18.2	10.7	7.5	11.2	16.5	11.29	91.6	9.8
20	72.00	14.6	19.3	12.7	6.6	12.6	16.1	11.52	92.6	9.8
21	75.91	14.3	18.4	12.2	6.2	12.6	15.8	11.60	95.3	10.0
22	74.70	15.8	21.1	12.0	9.1	12.8	19.0	11.81	88.5	8.5
23	74.80	17.3	21.7	13.3	8.4	13.5	20.2	11.85	81.1	7.7
24	74.26	17.5	23.0	12.8	10.2	12.8	20.7	11.24	79.9	6.8
25	73.50	17.7	22.5	12.8	9.7	12.3	21.2	11.81	78.4	4.2
26	72.11	18.1	24.4	14.2	10.2	14.2	21.5	12.65	82.2	9.8
27	73.39	17.6	24.4	14.3	10.1	14.4	19.8	12.31	82.5	7.0
28	74.25	17.8	23.0	13.3	9.7	13.5	20.7	12.23	80.2	6.9
29	74.48	18.3	23.9	14.4	9.5	13.5	21.8	12.61	80.6	7.3
30	73.74	16.8	23.0	11.3	7.7	14.0	19.7	12.51	87.5	9.8
31	71.0*	15.1	20.1	10.1	9.7	10.2	18.3	8.46	87.0	4.7
總數或平均 T. pr. M.	73.59	16.2	21.1	13.9	8.1	12.9	18.0	11.97	86.9	8.7

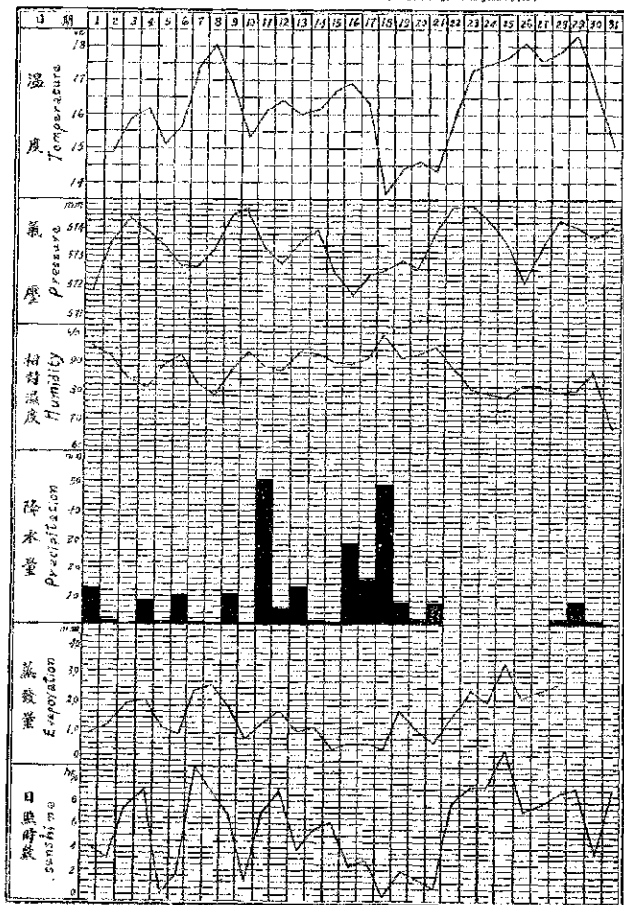
中華民國二十八年八月逐日能見度

Visibility of every Day, in the Month of August, 1939, (0-9)

日 (Day)	6	7	8	9	10	11	12	13	14	15	16	17	18	平均 (Mean)
1	9	0	0	4	7	8	7	6	8	8	8	8	3	5.5
2	0	0	0	5	7	7	8	8	8	7	8	8	3	5.6
3	1	7	6	8	8	8	8	8	8	7	8	7	6	6.8
4	7	7	6	8	8	8	8	8	8	7	8	6	6	7.3
5	9	9	7	7	7	6	7	6	7	7	7	9	9	7.6
6	7	8	5	6	7	7	8	8	8	8	9	0	0	8.5
7	9	9	8	7	7	8	8	8	9	9	9	9	0	7.8
8	9	9	8	7	8	8	8	8	8	8	8	8	8	8.0
9	7	7	0	2	2	8	8	8	8	8	8	8	8	6.6
10	7	7	0	5	5	6	6	7	7	6	8	8	7	6.6
														5.1
11	0	0	0	6	6	7	7	8	8	8	8	8	8	5.8
12	0	9	9	9	6	8	8	8	8	8	8	8	8	7.1
13	0	9	9	9	6	8	8	8	8	8	8	8	8	7.1
14	5	7	0	8	8	9	9	9	7	8	8	7	7	7.4
15	0	1	6	6	8	8	9	9	9	8	8	6	7	7.0
														7.1
16	6	6	6	5	7	7	7	8	8	7	8	8	7	6.8
17	0	2	6	7	6	7	8	8	8	8	8	8	7	6.5
18	0	0	6	7	6	6	8	8	8	8	8	8	8	6.9
19	9	9	8	8	8	8	8	8	8	9	8	8	7	8.8
20	8	8	8	8	8	8	8	8	9	9	4	7	7	7.5
21	0	0	0	8	9	9	9	9	9	9	9	8	7	6.6
22	8	0	0	8	8	9	9	9	9	9	9	9	9	8.0
23	0	0	0	7	8	9	9	9	9	9	9	9	9	7.4
24	6	6	6	7	8	8	8	9	9	9	9	9	9	8.9
25	9	9	9	9	9	9	9	9	9	9	9	9	9	9.0
26	8	6	8	8	7	9	9	9	9	8	8	9	8	8.2
27	8	8	8	7	8	8	8	8	8	9	9	8	8	8.1
28	8	8	8	7	8	8	8	8	8	8	8	8	8	8.5
29	3	3	3	7	8	8	9	9	9	9	9	8	8	7.5
30	7	7	6	6	6	8	8	8	8	8	8	8	8	7.3
31	8	8	9	9	9	9	9	9	9	9	9	9	9	8.8
平均 (Mean)	5.1	4.4	5.7	6.9	7.3	7.6	7.8	7.9	7.9	7.7	7.9	7.5	7.1	7.0

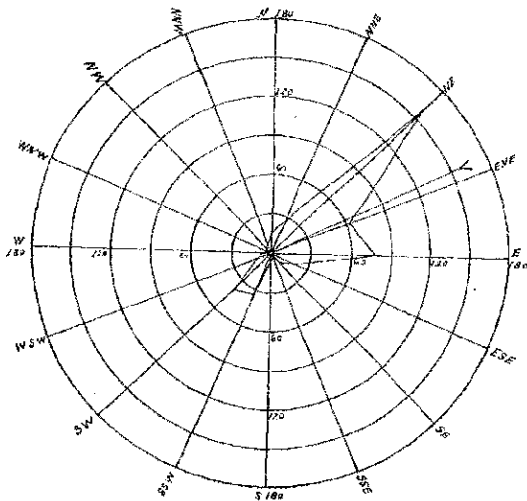
中華民國二十八年八月份各項氣象要素逐日變遷圖

Month of Different Meteorological Elements in the Month of August, 1939.



中華民國二十八年八月份風向圖

Wind Rose for August, 1939.



—— 風向次數
FREQUENCY

↗ 合風風向
RESULTANT DIRECTION

方向	DIRECTIONS	N	NNE	NE	ENE	E	ESE	SE	SSE	S	SSW	SW	WSW	W	WNW	NNW	NW	V	C
次數	FREQUENCY	17	27	164	63	78	21	7	2	4	35	39	9	6	1	5	5	2	17
百分比	%	3.4	5.5	32.7	12.7	15.7	4.2	1.4	0.4	0.8	7.1	7.9	1.8	1.2	0.2	1.0	1.0	0.6	2.2

本刊已領得
內政部雜誌登記證
警字第七〇三六號

雲南省立
昆明測候所

第四卷 第九期

氣象月報

龔自知題



中華民國二十八年九月份

MONTHLY METEOROLOGICAL BULLETIN

OF

METEOROLOGICAL STATION OF YUNNAN PROVINCE,

KUNMING.

September, 1939.

VOL. 4 NO. 9.

目 次 頁

Table of Contents		page
凡 例	Explanatory Remarks.	1
本月份天氣概況	A Summary of Weather Conditions, during the Month of September, 1939.	2
本月份氣象概要	Monthly Summary.	3
氣 壓	Barometric Pressure.	4-5
氣 溫	Air Temperature.	6-7
地面溫	Earth Temperature on the surface.	8-9
地內溫	Earth Temperature.	10
雲 量	Cloud Amount.	11
絕對濕度	Absolute Humidity.	12-13
相對濕度	Relative Humidity.	14-15
雲狀與雲向	Cloud Forms and Direction.	16-17
風向及風速	Wind Direction and Velocity.	18-19
降 水 量	Precipitation.	20-21
逐日氣象平均要素	Daily Values of Meteorological Elements	22-23
能 見 度	Visibility.	24
各項氣象要素逐日變遷圖	March of Different Meteorological Elements.	25
風 向 圖	Wind Rose.	26

中華民國廿八年九月氣象綱要

Monthly Summary for September, 1939.

	氣壓 Air Pressure	
極端最高	Extreme maximum	578.3mm. 在 20 日 10 時 on 20 th. 10h.
極端最低	Extreme minimum	572.45mm. 在 11 日 17 時 on 11 th. 17h.
平均	Mean	575.82mm.
	氣溫 Air Temperature	
極端最高	Extreme maximum	22.99°C. 在 16 日 on 16th.
極端最低	Extreme minimum	5.0°C. 在 23 日 on 23th.
最高平均	Mean maximum	17.7°C.
最低平均	Mean minimum	11.0°C.
平均	Mean	13.9°C.
	風 Wind	
最大風速	Maximum velocity	18.9m/s 在 27 日 7 時 on 27th. 7h.
合成風向	Resultant direction	862-35570E
	降水 Precipitation	
雨量	Rainfall	855.0mm.
一日最多量	Greatest in 24 hours	66.1mm. 在 25 日 on 25th.
一時最多量	Greatest in 1 hour	13.0mm. 在 23 日 22-23h. on 23th. 22-23h.
	雜記 Miscellaneous Informations	
晴天日數	Clear days	1
少雲日數	Partly cloudy days	4
陰天日數	Cloudy days	6
雨天日數	Rainy days	19
有雷雨日數	Days with thunder-storm	1
有濕霧日數	Days with wet fog	13
有露日數	Days with fog	9
有霧日數	Days with mist	5
有低霧日數	Days with ground fog	6
有露日數	Days with dew	9
有大風日數	Days with gale	2
有雷聲日數	Days with thunder	4
有閃電日數	Days with lightning	2
有日暈日數	Days with solar halo	2
有日華日數	Days with solar corona	3
有日傘日數	Days with sun umbra	1
有虹日數	Days with rainbow	4

九月逐日各時氣壓 (500m.m.十)

in the Month of September, 1939. (500m.m.十)

13	14	15	16	17	18	19	20	21	22	23	午後 Midn	翌日 5:00
74.18	73.85	73.47	73.34	72.90	72.91	73.20	73.31	73.34	74.20	74.37	74.53	74.09
73.97	73.64	73.31	73.16	73.34	73.43	73.42	73.91	74.33	74.54	74.84	74.37	74.30
74.42	74.10	73.30	73.96	73.63	73.74	73.93	74.39	74.47	74.74	74.86	74.84	74.57
74.68	74.39	74.04	73.34	73.95	73.87	74.18	74.39	74.67	74.73	74.79	74.85	74.66
75.01	75.38	75.27	75.03	75.07	75.37	75.53	75.35	76.56	76.74	76.72	76.64	75.54
74.11	76.59	76.35	76.33	75.31	76.33	76.65	77.27	77.47	77.58	77.49	77.41	76.99
76.81	76.70	76.32	76.42	76.14	76.18	76.79	76.79	77.33	77.37	77.32	77.26	77.09
76.32	76.87	74.95	75.13	75.00	75.17	75.47	76.03	76.64	76.61	76.48	76.37	76.33
75.78	75.40	75.13	74.95	74.97	75.25	76.26	76.76	76.15	76.13	76.11	76.09	75.63
76.74	76.19	74.67	74.57	74.37	74.57	74.77	75.25	75.55	75.49	75.43	75.38	75.53
74.07	73.52	73.89	72.56	73.43	72.81	72.75	73.29	73.90	74.00	74.00	73.96	74.13
74.16	73.53	73.00	72.78	73.96	73.65	73.47	74.01	74.30	74.67	74.89	74.61	74.01
74.90	73.38	73.87	73.77	73.33	74.03	74.41	75.22	75.56	75.62	75.77	75.78	74.81
76.21	76.50	75.16	74.84	74.62	74.64	74.66	74.88	75.29	76.46	76.44	75.41	75.63
75.38	74.53	74.54	74.31	74.00	74.20	74.35	74.75	75.16	75.19	75.33	75.57	75.26
76.20	74.77	74.42	74.39	74.42	74.54	74.77	75.39	75.60	76.61	75.23	75.74	75.43
75.35	76.23	75.12	75.01	74.71	74.92	75.14	75.67	76.09	76.09	76.09	75.09	75.83
76.02	76.17	74.74	74.37	74.26	74.56	74.48	75.20	75.85	76.10	76.15	76.10	75.43
75.01	76.47	75.14	74.83	74.96	75.00	75.31	76.96	76.71	77.01	77.11	77.01	76.11
74.29	76.75	76.34	75.95	75.95	75.85	76.06	76.57	76.88	76.99	77.11	77.12	75.03
75.85	76.21	74.80	74.88	74.75	74.79	76.10	75.61	75.94	76.01	75.99	75.76	76.14
75.13	74.30	74.34	74.39	74.64	74.64	74.75	75.23	75.65	75.88	76.46	76.44	76.23
75.57	75.04	74.06	74.66	74.66	74.76	75.04	75.44	75.85	75.93	75.70	75.57	75.53
74.85	74.62	74.19	74.19	74.30	74.31	74.61	75.10	75.28	75.23	75.48	75.07	75.03
74.27	73.83	73.53	73.45	73.63	73.83	74.26	74.65	75.04	75.03	75.03	75.02	74.50
74.23	73.94	73.66	73.77	73.83	74.35	74.96	75.27	75.70	76.35	76.47	76.35	74.75
75.04	75.67	75.46	75.37	75.42	75.33	75.55	75.77	76.80	77.27	76.24	76.11	76.33
75.71	75.81	76.23	75.18	75.03	75.33	75.76	76.01	76.01	76.07	76.13	76.19	75.75
76.16	75.75	75.69	75.63	75.84	76.25	76.47	76.36	77.17	77.34	77.41	77.38	76.49
76.93	76.62	76.41	76.29	76.41	76.61	77.01	77.31	77.42	78.08	78.03	77.96	77.18
75.45	75.05	74.69	74.58	74.55	74.50	74.99	75.39	75.74	75.89	75.82	76.87	75.32

中華民國二十八年

Hourly Air Temperature at Every Hour of Day

時 日	1	2	3	4	5	6	7	8	9	10	11	中午 Noon
11	13.3	12.5	12.5	12.3	12.7	12.5	14.1	15.3	7.2	18.5	19.5	20.4
12	14.1	14.0	14.3	14.3	14.2	13.0	15.5	17.3	10.8	20.2	20.1	20.4
13	14.5	14.3	14.3	14.6	14.6	14.6	14.3	15.1	16.5	18.5	19.0	20.1
14	14.4	14.5	13.3	13.0	12.8	12.8	12.5	14.3	16.2	16.2	17.1	16.1
15	14.7	14.1	14.0	14.0	15.3	13.6	13.6	13.0	15.1	15.1	16.1	17.5
16	16.4	16.4	14.2	14.2	14.0	13.3	14.2	14.3	17.0	18.2	18.2	18.2
17	16.2	16.0	16.6	16.4	14.2	14.1	14.1	13.0	15.4	16.6	15.0	16.1
18	15.7	15.5	14.4	13.5	12.1	13.6	13.6	13.8	13.8	14.1	14.5	14.9
19	12.5	13.6	13.6	13.6	13.4	12.2	12.0	12.2	12.2	12.4	11.0	11.0
20	10.2	10.5	10.5	10.4	10.5	10.6	10.7	11.0	13.2	15.5	14.2	14.7
21	13.4	13.2	12.8	12.7	13.5	12.7	13.2	13.8	15.2	17.2	16.3	16.8
22	13.2	13.7	13.3	13.0	12.9	12.3	13.1	14.4	13.2	13.6	15.0	15.0
23	14.8	14.6	14.4	14.3	14.1	12.9	14.0	14.4	14.3	16.1	17.3	19.1
24	13.5	13.5	13.2	13.6	12.7	12.3	13.1	14.2	15.6	16.3	16.3	17.3
25	13.8	13.4	13.2	13.0	12.7	12.3	13.5	13.3	14.9	16.1	15.0	15.6
26	15.1	14.7	14.7	14.3	14.3	13.9	14.3	15.2	16.4	17.6	18.3	20.5
27	15.4	15.5	15.2	15.2	14.6	14.6	14.3	15.4	15.4	17.5	19.6	19.0
28	14.3	13.5	13.4	13.2	12.3	13.4	13.9	13.5	15.0	17.8	18.0	19.1
29	13.6	13.6	13.2	13.1	12.3	12.3	12.3	14.2	15.2	17.2	17.4	18.3
30	12.9	13.0	12.9	12.9	12.3	12.2	11.3	11.1	11.3	11.9	12.1	12.5
31	12.8	12.7	12.6	12.6	12.7	12.7	13.0	13.4	13.3	15.0	16.0	16.4
1	13.3	14.1	14.1	13.6	13.5	13.4	12.6	14.5	15.4	16.1	14.9	13.2
2	14.0	14.0	11.1	11.1	11.0	11.1	11.6	11.6	11.3	12.2	12.6	13.0
3	11.6	11.7	11.5	11.9	10.9	10.3	10.7	10.5	11.9	10.3	11.5	10.9
4	11.9	11.9	13.0	13.1	12.9	13.0	13.2	13.1	14.3	14.3	14.2	14.1
5	13.4	13.2	12.9	13.2	12.9	12.4	12.6	11.8	12.2	12.6	14.3	13.6
6	8.6	8.3	7.6	7.3	7.1	7.5	6.8	7.0	7.0	7.2	7.3	7.7
7	6.1	6.1	6.1	5.9	5.6	5.6	5.6	5.6	5.0	6.4	6.7	7.0
8	7.0	7.0	7.0	7.1	7.3	7.3	7.7	7.0	7.2	7.5	8.6	8.4
9	6.8	6.7	6.5	6.5	6.6	6.4	6.6	7.2	8.2	8.5	9.2	9.3
平均 Mean	12.8	12.4	12.4	12.2	12.1	12.4	12.9	13.6	14.6	15.0	15.4	

九月逐日各時氣溫 (°C)

in the Month of September, 1939. (°C)

13	14	15	16	17	18	19	20	21	22	23	子夜 Midn.	平均 Mean
20.7	21.0	22.1	21.8	20.9	18.6	17.8	16.7	16.5	16.3	15.6	14.5	16.9
21.2	21.5	21.5	21.3	20.1	19.0	18.6	16.6	16.2	15.9	15.3	15.0	17.2
20.1	20.3	21.5	20.1	19.8	18.2	17.0	16.4	16.9	14.9	14.8	14.9	16.9
17.8	19.4	20.4	19.1	17.8	17.3	17.1	16.4	16.2	15.7	15.4	15.0	15.8
18.5	19.0	18.8	18.4	17.6	17.4	16.6	16.2	15.0	15.0	15.0	14.8	15.8
19.8	19.8	21.0	20.0	18.2	17.2	16.9	16.9	16.8	16.3	15.9	15.5	16.8
16.6	14.7	13.2	13.8	14.6	13.8	13.4	13.8	14.0	14.2	14.0	13.9	14.3
14.1	14.9	15.8	15.3	15.4	14.6	14.6	14.1	13.6	13.6	13.5	13.5	14.1
11.0	11.0	10.8	10.7	10.4	10.5	10.3	10.4	10.4	10.5	10.5	10.3	11.6
15.1	15.5	15.8	15.7	15.0	14.4	14.4	14.3	14.2	14.0	13.7	13.5	13.1
19.2	20.7	20.1	20.0	18.8	16.8	15.8	15.4	14.8	14.4	14.3	14.0	18.5
18.8	19.4	20.6	21.2	19.9	17.6	17.2	16.4	15.6	15.1	15.1	14.7	16.1
19.8	20.0	18.6	16.8	17.8	16.2	15.2	14.7	14.4	14.1	13.7	13.4	15.7
18.7	19.0	21.1	20.8	19.9	18.4	16.4	15.6	15.4	14.8	14.4	14.0	18.9
19.4	19.4	20.6	21.0	19.8	18.3	17.2	16.4	16.2	16.0	15.7	15.2	16.2
22.4	22.2	20.6	19.5	18.2	18.0	17.4	17.4	17.2	16.7	16.0	15.8	17.2
16.6	15.8	17.4	18.6	18.2	16.7	15.6	15.3	15.6	15.5	14.6	14.5	15.8
18.5	19.3	22.0	20.6	19.6	17.8	16.6	15.9	15.4	15.1	14.9	13.9	16.3
17.7	19.6	18.8	16.7	15.6	15.2	14.8	14.1	13.6	13.4	13.4	13.2	15.1
13.0	13.8	13.4	13.5	14.0	13.6	13.6	13.3	13.2	13.1	12.9	12.9	12.8
16.3	14.2	16.4	15.4	15.6	16.0	15.2	14.9	14.6	14.7	14.5	14.4	14.6
13.0	12.4	12.4	11.9	11.2	11.6	11.6	11.4	11.2	11.0	11.0	10.9	12.0
13.4	13.7	13.4	13.2	12.9	12.7	12.6	12.0	12.6	12.6	11.8	11.6	12.2
11.2	11.5	11.7	11.8	11.5	11.6	11.7	11.8	11.9	12.0	12.2	12.8	11.5
14.6	15.2	14.6	14.6	14.4	13.6	13.6	13.7	13.7	13.5	13.7	13.6	13.8
12.6	13.2	11.8	11.5	11.2	10.6	10.5	10.3	10.1	9.3	9.1	8.7	11.7
7.8	8.0	8.0	7.8	8.0	7.7	7.6	7.4	7.1	6.7	6.4	6.2	7.4
7.6	7.6	7.4	7.4	7.4	7.4	7.3	7.2	7.2	7.2	7.1	7.1	6.8
8.3	8.6	8.8	8.4	8.2	8.1	7.8	7.8	7.8	7.6	7.4	7.0	7.7
9.7	9.8	9.7	9.8	9.6	8.8	8.5	8.2	8.1	7.9	7.5	7.3	8.1
16.8	16.2	16.3	15.9	15.4	14.6	14.0	13.8	13.5	13.2	13.0	12.7	13.9

中華民國二十八年

North Temperature on the Surface of every

時日 H.D.	6	7	8	9	10	11	12	13
1	13.3	13.6	26.1	25.2	24.3	24.3	24.1	28.0
2	12.0	14.2	22.8	23.5	26.9	25.8	28.1	26.7
3	12.2	19.3	17.3	20.9	23.4	25.0	24.5	26.9
4	12.8	13.6	13.4	17.8	20.4	13.6	13.7	21.9
5	13.0	14.2	14.8	17.2	18.7	20.2	21.6	23.0
6	13.5	14.6	16.4	19.6	22.6	26.6	22.0	24.3
7	14.3	13.2	13.4	13.9	14.2	13.4	21.2	20.5
8	13.5	14.0	14.4	14.6	14.3	16.0	15.3	16.2
9	12.5	12.4	12.3	12.6	12.3	11.3	11.4	11.8
10	10.3	11.2	12.0	14.0	16.3	19.3	19.0	21.7
11	12.7	15.2	14.6	19.6	24.3	20.3	29.5	24.4
12	12.6	14.2	17.6	17.3	22.6	23.2	20.0	27.0
13	13.6	16.2	15.2	16.0	13.7	21.4	27.2	21.3
14	12.7	13.2	16.6	17.6	21.6	18.6	13.6	22.0
15	12.7	14.4	13.0	17.9	19.2	20.4	23.1	24.6
16	13.5	13.3	17.1	13.0	23.4	24.3	25.3	29.2
17	15.0	15.4	17.4	16.4	24.0	17.5	15.4	17.4
18	16.2	19.2	23.4	26.0	26.9	25.5	27.1	22.7
19	13.9	14.0	14.7	21.2	23.3	22.7	25.0	20.6
20	12.4	12.0	11.6	12.0	12.6	12.3	13.4	14.2
21	13.0	14.0	15.0	15.7	21.7	22.3	19.4	13.4
22	13.3	15.3	16.2	20.1	20.2	15.4	14.4	13.3
23	11.6	12.0	12.0	12.2	12.6	13.2	15.3	14.6
24	10.4	10.3	11.0	11.4	11.3	11.3	11.6	12.4
25	12.7	12.2	12.9	14.7	15.0	14.3	14.6	16.3
26	12.8	12.3	12.2	13.0	14.0	15.0	13.6	13.3
27	7.2	7.0	7.4	7.5	7.3	7.9	8.2	7.1
28	6.0	5.6	6.4	7.0	7.4	6.0	8.2	7.5
29	7.4	7.4	7.5	7.5	8.2	10.3	10.0	10.0
30	8.3	7.0	8.8	10.4	10.5	11.6	12.0	11.3
平均 Mean	12.3	13.3	14.7	16.1	18.0	13.3	13.5	19.0

九 月 逐 日 地 面 温 度 (°C) 中

Day, in the Month of September, 1939. (°C)

14	15	16	17	18	19	20	21	22	23
27.0	26.3	25.0	22.6	17.4	17.0	18.5	15.7	22.3	27.7
27.9	24.1	23.1	18.7	18.3	17.5	17.3	15.0	21.7	26.2
27.8	27.2	23.4	19.9	17.3	16.8	15.5	15.2	16.2	15.7
24.8	26.2	20.2	18.3	17.2	16.8	14.3	16.2	15.7	18.4
24.0	23.4	21.5	17.8	17.0	16.4	16.2	14.0	18.4	18.4
23.3	23.0	23.2	19.3	17.2	16.5	16.8	16.0	19.8	15.4
16.5	13.8	14.8	15.2	14.0	12.9	13.0	13.2	15.4	15.3
17.6	19.0	18.0	17.0	14.9	14.0	14.4	13.7	11.4	16.2
11.4	11.0	10.3	10.0	10.5	10.8	10.2	10.2	11.4	16.2
20.9	18.5	19.2	16.2	14.3	14.5	14.4	13.2	16.2	19.2
25.5	23.2	22.8	18.3	15.4	15.4	15.0	14.3	19.2	19.2
23.2	24.0	22.0	19.5	17.0	16.7	16.0	15.1	19.5	17.4
23.8	16.0	16.0	17.1	15.8	14.0	14.7	14.0	18.4	18.4
22.5	24.5	22.0	19.0	18.1	15.8	15.8	15.1	18.4	18.4
22.2	23.4	21.5	19.0	17.2	15.3	15.0	14.3	18.4	18.4
27.0	21.3	20.1	18.3	16.6	15.4	15.3	16.3	19.8	16.3
15.1	20.9	20.4	17.0	15.0	15.0	14.5	14.4	16.3	16.3
23.4	31.2	24.0	18.3	17.0	15.3	14.5	14.4	21.4	21.4
27.0	22.6	18.0	16.0	15.2	14.2	14.0	13.8	18.5	18.5
15.5	14.0	14.2	14.3	13.4	13.5	13.2	13.0	13.3	13.3
18.2	18.4	15.2	16.0	15.2	14.8	14.6	14.1	16.7	16.7
13.0	13.0	12.4	12.0	12.0	12.0	11.4	11.4	14.0	14.0
16.3	14.0	13.8	13.0	12.8	12.4	12.3	12.3	13.2	13.2
12.4	12.3	12.8	12.0	11.8	11.8	12.0	12.2	11.7	11.7
16.8	15.3	15.4	14.0	13.3	13.0	13.0	13.3	14.4	14.4
12.7	12.1	11.8	11.5	11.3	10.5	10.4	10.2	12.3	12.3
9.1	8.8	8.4	8.2	7.9	8.0	7.8	7.4	8.0	8.0
8.6	8.2	8.3	8.0	7.6	7.5	7.0	6.8	7.4	7.4
10.2	11.0	9.3	8.5	8.6	8.0	8.0	7.0	8.6	8.6
12.2	11.6	11.0	10.2	9.2	8.5	8.2	8.4	9.9	9.9
19.2	18.7	17.5	15.6	15.3	13.7	13.5	13.1	16.0	16.0

中華民國二十八年九月逐日地內溫度 (°C)

Earth Temperature of every Day, in the Month of September, 1939, (°C)

日期 Date	0 cm	5 cm	10 cm	20 cm	25 cm	50 cm	75 cm	100 cm
1	24.0	19.9	20.1	19.4	19.3	19.9	18.3	17.7
2	26.9	22.5	22.8	20.6	19.2	18.9	18.4	17.8
3	26.1	21.9	21.8	21.6	19.4	18.0	18.4	17.3
4	19.6	19.6	18.6	20.3	19.6	19.6	18.4	17.8
5	19.3	18.5	18.3	19.4	19.4	19.0	18.4	17.8
6	20.8	19.8	19.6	19.2	19.2	19.0	18.5	17.9
7	17.6	17.9	18.4	19.3	19.2	18.9	18.5	17.8
8	16.0	16.2	17.3	18.3	19.0	18.9	18.5	18.0
9	12.6	14.5	15.6	17.2	18.5	18.6	18.4	17.9
10	16.8	15.7	15.6	16.0	17.9	18.3	18.4	17.9
11	20.7	17.4	17.1	16.8	17.6	18.0	18.2	18.0
12	19.0	17.8	17.7	17.4	17.8	17.9	18.1	17.8
13	19.4	18.1	17.9	17.8	17.9	17.9	18.0	17.9
14	18.6	17.3	17.3	17.5	18.0	17.9	17.9	17.7
15	17.8	17.1	17.2	17.4	18.0	18.0	17.9	17.7
16	21.4	18.2	17.8	17.5	18.0	18.0	17.3	17.7
17	16.5	17.4	17.5	17.7	18.1	18.0	17.8	17.6
18	20.1	18.4	18.1	17.6	18.1	18.0	17.8	17.6
19	21.6	18.5	18.3	18.0	18.1	18.1	17.8	17.6
20	14.3	15.7	16.5	17.6	18.2	18.1	17.8	17.6
21	18.8	16.9	16.3	17.0	17.9	18.0	17.8	17.6
22	15.7	15.8	16.3	16.3	17.8	17.9	17.8	17.8
23	14.6	14.2	14.7	15.6	17.4	17.7	17.8	17.6
24	12.5	12.8	13.5	14.6	16.4	16.9	17.5	17.6
25	14.5	14.4	13.9	14.3	15.6	16.3	17.2	17.5
26	14.3	13.9	14.9	14.7	15.4	15.9	16.8	16.8
27	9.2	10.7	11.7	13.5	16.2	16.7	16.6	17.0
28	9.0	9.6	10.7	12.4	14.9	16.7	16.5	16.9
29	9.8	10.0	10.3	11.8	14.5	16.4	16.4	16.9
30	11.2	10.4	11.0	11.8	14.3	15.2	16.3	16.8
平均 Mean	17.8	16.3	16.6	16.9	17.7	17.8	17.8	17.6

中華民國二十八年九月逐日雲量 (0-10)

Cloud Amount of every Day, in the Month of September, 1939. (0-10)

日次 D.D.	6	7	8	9	10	11	12	13	14	15	16	17	18	平均 Mean
1	0.1	0.5	0.1	1.0	1.0	1.0	2.0	3.0	9.0	3.5	5.0	2.0	1.0	2.2
2	5.0	8.0	3.0	5.0	4.0	3.5	7.0	4.9	3.5	3.5	3.0	2.0	2.0	3.7
3	10.0	8.0	8.0	9.5	9.0	8.0	8.0	9.0	8.0	5.5	6.0	4.0	1.5	9.2
4	10.0	10.0	10.0	10.0	10.0	10.0	10.0	10.0	10.0	10.0	10.0	10.0	10.0	10.0
5	10.0	10.0	10.0	10.0	10.0	10.0	10.0	10.0	10.0	10.0	10.0	10.0	10.0	10.0
6	10.0	10.0	10.0	10.0	10.0	10.0	10.0	10.0	10.0	10.0	10.0	10.0	10.0	9.9
7	—	—	—	—	—	—	—	—	—	—	—	—	—	10.0
8	—	—	—	—	—	—	—	—	—	—	—	—	—	10.0
9	—	—	—	—	—	—	—	—	—	—	—	—	—	10.0
10	—	—	—	—	—	—	—	—	—	—	—	—	—	10.0
11	10.0	8.5	5.5	9.0	8.0	9.0	8.0	8.5	6.0	7.5	5.5	4.0	8.0	7.13
12	10.0	10.0	10.0	10.0	10.0	10.0	10.0	8.0	6.0	5.5	5.0	4.5	5.0	7.19
13	—	10.0	10.0	10.0	10.0	10.0	9.0	8.0	2.0	7.5	7.0	7.5	6.0	8.16
14	10.0	10.0	10.0	10.0	9.5	10.0	10.0	9.0	7.0	3.0	7.0	12.0	1.0	7.19
15	8.0	10.0	10.0	10.0	10.0	7.5	7.0	9.0	7.5	8.0	13.5	13.5	8.0	7.16
16	10.0	10.0	10.0	10.0	10.0	10.0	10.0	10.0	10.0	10.0	10.0	10.0	10.0	9.7
17	10.0	10.0	10.0	10.0	10.0	10.0	10.0	10.0	10.0	9.5	10.0	10.0	10.0	10.0
18	10.0	9.0	10.0	8.0	10.0	10.0	10.0	10.0	10.0	10.0	10.0	10.0	10.0	9.7
19	10.0	10.0	—	10.0	10.0	10.0	9.5	10.0	10.0	8.0	10.0	10.0	10.0	9.8
20	—	—	—	—	—	—	—	—	—	—	—	—	—	9.1
21	—	—	—	—	—	—	—	—	—	—	—	—	—	—
22	10.0	10.0	10.0	10.0	10.0	—	—	—	—	—	—	—	—	10.0
23	—	—	—	—	—	—	—	—	—	—	—	—	—	10.0
24	—	—	—	—	—	—	—	—	—	—	—	—	—	10.0
25	—	—	—	—	—	—	—	—	—	—	—	—	—	10.0
26	—	—	—	—	—	—	—	—	—	—	—	—	—	—
27	—	—	—	—	—	—	—	—	—	—	—	—	—	—
28	10.0	10.0	—	10.0	10.0	10.0	10.0	10.0	10.0	10.0	10.0	10.0	10.0	10.0
29	—	—	—	—	—	—	—	—	—	—	—	—	—	10.0
30	—	10.0	10.0	10.0	10.0	10.0	10.0	10.0	10.0	10.0	10.0	10.0	—	10.0
平均 Mean	8.9	8.8	8.5	9.0	9.1	9.0	8.9	9.0	8.7	8.6	8.3	7.6	6.8	8.8

九 年 十 二 月 十 日 中 華 民 國

(of 6) Absolute Humidity at every Hour of Day.

時 日	1	2	3	4	5	6	7	8	9	10	11	中 午 Noon
1	8.00	8.36	8.26	8.91	8.99	9.91	10.58	10.28	10.99	10.50	8.86	9.42
2	9.89	10.20	10.77	10.28	10.17	10.47	11.07	11.80	11.37	12.00	10.71	10.89
3	10.32	10.62	10.21	10.63	10.81	10.29	10.77	9.98	9.90	10.83	10.18	10.16
4	10.42	10.82	11.91	9.82	10.90	10.00	10.04	10.34	10.62	10.62	10.57	11.42
5	10.95	10.71	10.45	9.64	10.93	10.28	10.12	10.63	10.37	11.10	11.06	10.98
6	10.08	10.70	10.65	10.33	10.31	10.48	10.33	10.77	11.65	12.25	12.95	11.15
7	11.53	11.99	11.61	11.73	12.15	11.95	11.29	11.02	11.31	11.46	12.32	12.32
8	11.20	11.28	11.84	11.39	11.54	11.16	11.69	11.84	11.84	11.86	12.47	11.31
9	11.17	11.95	11.46	11.24	11.31	10.82	10.83	10.66	10.66	10.31	9.85	9.85
10	10.35	10.90	9.53	9.47	10.63	10.60	9.06	10.85	10.35	11.06	11.63	11.71
11	10.98	10.95	10.85	10.80	10.32	10.79	11.16	11.04	11.02	12.18	11.61	12.51
12	11.28	11.92	10.81	10.21	10.94	10.87	11.31	11.96	12.23	11.85	12.54	12.10
13	12.04	12.32	12.07	12.63	11.84	11.80	11.68	12.07	11.90	12.13	12.62	12.14
14	11.65	11.05	11.06	10.80	10.80	10.98	10.99	11.60	11.49	12.20	11.68	12.04
15	10.92	11.09	10.83	10.69	10.47	10.77	11.39	11.51	11.87	12.12	12.36	12.54
16	11.25	11.39	11.49	11.41	11.30	11.60	11.16	12.36	12.63	12.70	12.50	12.73
17	12.15	12.00	12.11	12.11	11.07	11.75	12.16	12.01	12.81	13.00	12.66	12.59
18	10.27	10.82	10.94	10.60	10.81	10.73	10.89	10.91	10.86	11.45	10.81	11.43
19	10.23	11.01	10.33	10.76	10.77	10.66	11.13	11.08	12.30	12.19	11.98	12.89
20	11.16	11.24	11.16	11.16	11.03	10.66	10.04	9.31	10.41	10.24	10.59	10.87
21	10.98	11.02	10.94	10.84	11.02	11.09	11.21	11.53	11.61	11.60	12.40	12.62
22	11.62	11.73	11.46	11.46	11.39	11.43	11.62	12.16	12.62	12.74	11.81	12.59
23	9.56	9.92	9.92	9.92	9.86	9.82	10.26	10.26	10.80	10.66	10.95	11.24
24	10.25	10.32	10.19	9.98	9.79	9.72	9.66	9.22	9.25	9.72	10.45	10.73
25	11.17	11.24	11.02	11.82	11.17	11.24	11.39	11.54	13.68	12.23	13.15	13.07
26	11.54	11.39	11.17	11.89	1.17	10.81	10.52	10.39	10.66	10.81	11.54	10.95
27	8.28	8.11	7.57	7.87	7.57	7.34	7.44	7.51	7.53	7.62	7.67	7.79
28	7.06	7.06	7.06	6.99	6.82	6.74	6.74	7.01	7.16	7.36	7.51	7.67
29	7.51	7.51	7.51	7.56	7.62	7.68	7.47	7.51	7.62	7.77	8.19	8.06
30	7.28	7.27	7.26	7.28	7.31	7.21	7.33	7.17	7.33	7.30	7.83	7.84
平 均 Mean	10.85	10.38	10.32	10.30	10.34	10.29	10.48	10.55	10.82	11.02	10.95	10.96

月 逐 日 各 時 絕 對 濕 度 (m.m.)

in the Month of September, 1939. (m.m.)

13	14	15	16	17	18	19	20	21	22	23	子夜 Midn.	平均 Mean
9.65	10.24	9.82	10.05	9.63	9.05	9.17	9.81	9.46	9.97	10.13	10.07	9.62
10.29	10.99	10.56	10.86	9.32	9.61	10.53	10.31	11.04	10.31	10.51	11.36	10.66
10.23	10.52	10.61	12.44	9.42	9.46	9.27	9.05	9.24	9.51	9.44	9.62	10.13
10.39	10.85	10.96	10.73	10.53	10.96	11.03	11.07	10.58	10.32	10.10	10.07	10.41
11.18	11.22	10.11	10.51	10.53	10.44	11.69	11.25	11.25	11.26	11.15	10.63	10.67
11.29	11.15	11.52	11.83	11.78	11.45	11.57	11.69	11.61	11.68	11.73	11.64	11.29
12.42	11.96	11.39	11.61	12.00	11.61	11.31	11.28	10.97	10.90	11.20	11.35	11.60
11.50	12.56	11.39	12.39	12.64	12.13	12.23	12.07	11.01	11.12	11.47	11.77	11.72
9.83	9.85	9.72	9.66	9.46	9.59	9.40	9.47	9.47	9.55	9.53	9.40	10.19
11.68	11.41	11.53	11.11	11.32	11.15	11.96	11.33	11.22	11.19	11.09	11.05	10.75
11.91	12.07	12.44	12.13	12.31	12.34	12.43	12.69	11.69	11.73	11.77	11.43	11.07
12.69	12.33	12.13	12.20	12.26	12.77	12.43	12.99	12.55	12.62	12.40	11.86	11.95
12.82	11.93	11.54	12.32	12.45	12.53	12.00	11.33	10.92	10.33	10.96	10.38	11.94
12.09	12.43	12.67	11.70	11.40	11.61	11.42	11.51	11.45	11.30	11.27	11.20	11.60
12.06	11.59	11.86	11.29	10.94	11.32	11.23	11.07	10.57	11.10	11.21	11.23	11.32
12.59	13.27	12.13	12.04	11.32	11.52	11.39	10.63	11.71	11.77	11.93	11.38	11.83
13.04	12.47	12.23	12.37	12.05	11.14	10.63	11.52	11.36	11.19	11.06	10.28	11.90
10.70	11.60	12.60	11.01	10.42	11.00	10.63	11.36	10.42	10.54	10.96	10.39	10.91
10.01	12.23	11.43	11.19	11.37	11.08	11.29	11.27	11.01	11.09	10.58	11.06	11.41
11.02	11.39	11.31	11.28	11.07	10.89	11.24	10.91	10.33	10.29	10.91	10.94	10.87
12.41	12.77	11.99	11.92	12.44	12.17	12.11	12.12	11.52	11.36	11.56	11.61	11.70
11.24	10.81	10.81	10.45	10.39	10.25	10.25	10.15	9.38	9.85	9.85	9.79	11.63
11.54	11.54	11.54	11.09	11.06	11.02	10.77	11.21	10.95	10.33	10.39	10.25	10.65
9.98	10.19	10.32	10.38	10.19	10.25	10.32	10.39	10.45	10.32	10.68	11.10	10.18
12.47	12.84	12.23	12.47	12.31	11.69	11.69	11.77	11.77	11.62	11.77	11.69	11.32
10.35	10.66	10.39	10.19	9.98	9.59	9.53	9.40	9.37	8.79	8.67	8.44	10.34
7.75	7.86	8.05	7.55	7.46	7.38	7.33	7.72	7.57	7.36	7.21	7.11	7.70
7.83	7.83	7.72	7.64	7.69	7.72	7.88	7.52	7.63	7.43	7.47	7.47	7.35
8.12	8.19	8.31	8.08	7.97	8.01	7.94	7.85	7.94	7.83	7.64	7.42	7.39
7.96	8.11	7.15	7.32	8.28	7.74	7.26	7.79	7.71	—	—	—	7.59
11.09	11.08	10.92	10.90	10.71	10.59	10.52	10.65	10.47	10.32	10.31	10.43	10.62

中華民國二十八年九月

Relative Humidity at every Hour of Day.

時分 H.D.	1	2	3	4	5	6	7	8	9	10	11	下午 Noon
1	78.6	76.9	76.2	79.2	81.5	83.2	84.2	79.5	74.6	67.7	62.1	53.4
2	81.4	85.1	87.0	88.5	88.4	85.2	83.5	80.2	76.2	72.5	66.8	61.6
3	82.5	86.9	87.1	85.9	84.5	81.1	78.1	74.4	70.9	67.2	61.7	57.3
4	77.1	81.8	81.7	82.4	81.7	80.1	82.2	83.1	81.9	77.4	72.5	63.9
5	79.1	83.1	81.3	82.1	81.8	81.2	82.4	83.7	82.2	78.5	80.2	73.2
6	87.2	88.9	86.9	85.0	85.8	83.5	85.0	85.3	82.1	78.1	64.7	66.8
7	89.0	89.9	89.1	85.3	83.6	82.0	85.0	84.6	82.2	82.0	86.3	80.0
8	95.2	97.2	100.0	98.1	100.0	98.1	100.0	100.0	100.0	99.0	100.0	94.3
9	96.2	95.1	93.1	96.2	98.1	98.6	100.0	100.0	100.0	100.0	100.0	100.0
10	100.0	100.0	100.0	100.0	100.0	100.0	100.0	100.0	99.3	99.1	98.2	93.3
11	95.2	96.2	96.1	93.0	95.0	97.1	98.1	100.0	98.9	95.7	90.9	75.6
12	95.3	96.3	95.2	97.1	97.6	100.0	98.3	95.0	94.4	87.7	81.8	82.8
13	97.2	97.2	93.7	99.0	98.1	99.3	97.3	95.3	93.2	82.5	81.4	72.0
14	95.8	95.2	97.2	96.1	91.0	93.9	97.2	98.2	99.3	85.0	84.0	81.9
15	92.9	96.2	95.2	95.1	95.0	99.1	96.1	95.3	95.3	83.2	79.8	68.6
16	87.2	91.6	91.6	93.3	91.4	91.1	95.5	95.3	95.5	81.6	77.0	61.4
17	92.5	90.8	93.4	93.1	91.3	93.2	96.3	91.7	95.3	87.0	80.1	96.3
18	88.6	93.2	93.1	94.1	93.6	93.1	94.1	93.8	78.6	74.0	66.6	63.9
19	93.3	94.3	95.2	95.1	97.1	94.1	97.1	95.2	94.7	79.7	89.3	75.1
20	100.0	100.0	100.0	100.0	100.0	100.0	100.0	100.0	100.0	95.0	100.0	100.0
21	99.0	100.0	100.0	100.0	100.0	100.0	100.0	100.0	98.1	94.7	90.9	90.1
22	96.3	97.2	98.1	98.1	94.1	95.0	100.0	93.1	95.2	91.0	97.2	100.0
23	100.0	100.0	100.0	100.0	100.0	100.0	100.0	100.0	100.0	100.0	100.0	100.0
24	100.0	100.0	100.0	100.0	100.0	100.0	100.0	100.0	100.0	100.0	100.0	100.0
25	100.0	100.0	100.0	100.0	100.0	100.0	100.0	100.0	100.0	100.0	100.0	100.0
26	100.0	100.0	100.0	100.0	100.0	100.0	100.0	100.0	100.0	100.0	100.0	100.0
27	100.0	100.0	100.0	100.0	100.0	100.0	100.0	100.0	100.0	100.0	100.0	93.9
28	100.0	100.0	100.0	100.0	100.0	100.0	100.0	100.0	100.0	100.0	100.0	100.0
29	100.0	100.0	100.0	100.0	100.0	100.0	100.0	100.0	100.0	100.0	97.3	97.7
30	97.6	98.8	100.0	100.0	100.0	100.0	100.0	100.0	95.3	87.7	86.8	83.6
平均 Mean	95.1	94.3	91.8	95.1	95.6	96.6	97.9	97.0	92.2	88.6	86.0	81.5

月逐日各時相對濕度 (5)

for the Month of September, 1939, (%)

13	14	15	16	17	18	19	20	21	22	23	子夜 Midn.	全日 Mean
62.7	64.9	49.2	51.3	53.2	56.5	63.0	68.7	67.2	71.7	76.2	59.8	67.6
61.4	56.7	55.6	57.1	55.9	56.5	74.3	72.8	79.9	79.7	78.9	81.8	78.6
57.9	58.8	55.8	79.1	55.1	69.2	63.7	61.6	63.1	71.3	71.7	75.7	79.9
76.1	64.2	69.9	61.7	63.8	74.9	75.4	79.1	75.6	77.1	76.9	73.7	77.7
76.0	68.1	61.3	63.2	79.1	79.0	83.5	81.4	93.4	88.0	87.2	84.6	79.7
965.1	64.3	62.0	67.4	75.1	77.7	80.1	80.9	790.8	284.0	756.5	88.1	10.1
87.6	35.2	130.0	95.1	96.1	93.1	93.1	95.3	51.5	43.7	93.4	95.2	85.2
95.3	97.2	83.3	91.5	88.5	91.2	98.1	101.0	91.3	55.3	96.2	96.2	91.1
106.0	109.0	100.0	109.0	109.0	109.0	109.0	109.0	109.0	109.0	100.0	100.0	99.4
90.7	36.4	35.9	35.0	89.0	90.6	87.2	97.1	92.3	93.6	91.5	95.2	95.4
71.3	79.3	69.8	66.6	75.6	85.9	82.6	96.7	82.5	95.3	96.2	95.3	87.7
77.9	75.7	63.5	65.6	80.3	84.6	81.4	92.3	94.4	87.2	95.4	95.3	88.2
79.8	63.2	71.8	95.1	81.4	80.2	52.6	94.3	83.7	20.6	63.2	91.2	89.8
74.7	71.4	67.5	63.9	65.3	73.1	81.6	83.5	72.2	83.9	91.6	95.4	85.9
71.3	63.5	65.1	61.1	64.1	73.2	76.2	79.1	79.3	81.4	84.8	84.8	85.2
61.9	61.1	66.6	70.9	72.2	72.2	75.1	71.0	79.5	82.3	87.8	88.2	81.4
91.4	92.6	88.3	76.9	76.5	80.6	89.3	85.5	85.4	36.3	87.7	89.0	88.4
67.0	69.0	66.1	66.5	63.2	71.9	73.0	53.2	73.1	81.8	85.2	81.4	79.5
92.2	71.4	79.2	73.4	84.5	83.2	88.5	91.1	91.3	63.2	95.2	87.2	83.7
93.0	96.2	93.1	97.1	92.3	80.2	99.1	91.2	95.2	91.3	93.0	95.0	98.0
89.2	76.5	81.9	76.3	73.5	89.2	85.4	89.1	92.4	80.7	93.3	94.5	85.9
100.0	101.0	101.0	101.0	100.0	100.0	101.0	101.0	101.0	100.0	100.0	100.0	98.7
100.0	98.6	101.0	100.0	99.0	100.0	100.0	100.0	100.0	100.0	100.0	100.0	99.3
100.0	100.0	100.0	100.0	100.0	100.0	100.0	100.0	100.0	100.0	100.0	100.0	100.0
100.0	99.0	93.1	100.0	100.0	100.0	100.0	100.0	100.0	100.0	100.0	100.0	99.9
100.0	100.0	100.0	100.0	100.0	100.0	100.0	100.0	100.0	100.0	100.0	100.0	100.0
57.6	97.6	100.0	98.9	93.9	100.0	100.0	100.0	100.0	100.0	100.0	100.0	100.0
100.0	100.0	100.0	98.8	94.3	100.0	98.8	93.7	93.7	97.5	93.7	93.7	99.4
99.0	97.8	97.9	97.7	97.7	98.9	100.0	84.8	100.0	100.0	93.9	98.8	99.1
88.2	89.2	85.9	86.1	83.1	91.2	94.5	95.5	55.6	—	—	—	88.5
83.4	81.6	80.3	81.7	87.2	95.8	83.6	86.2	86.2	81.0	82.1	83.1	89.7

中華民國二十八年九月

Form and Direction of Clouds of every Day.

日 期 C.D.	6		7		8		9		10		11	
	狀 For.	向 Dir.	狀 For.	向 Dir.	狀 For.	向 Dir.	狀 For.	向 Dir.	狀 For.	向 Dir.	狀 For.	向 Dir.
1	SK		SK		SK		S		K		X	
2	K		K		FK	ESE	FK	EE	K	W	K	W
3	C		C		C		C		C		R	
4	SK	NW	SK	NNW	SK	N	SK	SEW	AS		K	SW
5	SK		SK		SK		SK		SK		K	SE
6	AS		S		SK		AK		AK	N	SK	
7	—		—		—		—		—		—	S
8	—		—		—		—		—		—	S
9	—		—		—		—		—		—	S
10	—		—		—		—		—		—	S
11	AK	SW	SK	SW	SK	SW	SK	W-W	SK	W-W	FK	W-W
12	SK		SK	WSW	S		S		S		S	WSW
13	—		SK	SW	SK		SK	SW	SK		SK	SW
14	S		S		S		S		S		S	SW
15	C		S		S	W	K		W		K	
16	SK		S		S		S	SW	SK	SW	C	
17	S		S	WSW	S	WSW	S		S	SW	S	
18	SK		SK		SK		SK		SK	S	SK	S
19	SK	NNE	S		—		—		SK		SK	
20	—		—		—		—		—		—	
21	—		—		—		—		—		—	
22	S		S		AK	W-W	S	WSW	S		S	
23	—		—		—		—		—		—	
24	—		—		—		—		—		—	
25	—		—		—		—		—		—	
26	—		—		—		—		—		—	
27	—		—		—		—		—		—	
28	S		S		—		—		N		N	
29	—		—		—		—		—		—	
30	—		S		S		S		S		S	

中華民國二十八年

Wind Direction and Wind Velocity of every

日	時	6		7		8		9		10		11		12		13	
		向	速	向	速	向	速	向	速	向	速	向	速	向	速	向	速
1		ESE	2.8	E	3.7	C	0	C	0	C	0	E	4.7	ESE	4.4	NE	3.9
2		E	4.5	E	4.3	ENE	4.7	S	0.9	S	1.2	NE	6.2	ENE	6.6	ENE	6.4
3		NE	6.9	ESE	3.8	ESE	2.7	E	5.7	NE	1.1	NE	2.8	E	5.8	E	4.0
4		S	5.3	SSW	5.1	SSW	3.4	SW	1.3	SSW	6.2	SW	3.3	ESE	2.4	S	5.2
5		SSW	4.2	S	6.5	SE	3.7	E	0.5	C	0	C	0	SW	5.2	SW	0.4
6		NE	4.7	NE	1.7	NE	1.1	ENE	3.5	ENE	5.4	NE	6.7	NE	6.9	E	8.3
7		ENE	6.8	E	8.8	E	8.2	E	3.4	ESE	9.5	ENE	5.7	ENE	3.1	E	5.5
8		NE	8.9	NE	9.5	NE	8.2	NE	7.9	NE	7.2	NE	6.9	SSE	7.4	SSW	3.7
9		NE	6.5	ENE	9.3	ENE	7.7	NE	8.5	V	3.6	NE	15.4	ENE	12.2	NE	14.3
10		NE	8.1	SW	7.7	NNE	7.8	NR	6.1	ENE	5.2	ESE	7.0	E	4.9	NE	6.2
11		SSW	5.5	SSW	6.0	SW	4.3	SW	6.9	SSW	3.5	SW	6.1	WSW	6.3	WSW	8.0
12		SSW	5.1	SW	3.4	SSW	4.5	SW	1.3	SW	4.8	SSW	3.1	SW	5.7	S	3.8
13		SSW	8.6	SSW	10.7	SW	7.9	SW	7.0	SW	7.2	SW	6.4	WNW	0.4	S	1.4
14		SW	8.9	SW	8.8	SW	3.1	SSW	10.9	SW	8.2	SW	10.6	SSW	7.2	SW	6.7
15		SSW	10.4	SSW	6.4	SSW	6.7	SSW	8.5	SW	7.5	SW	7.7	WSW	11.0	SW	3.5
16		SW	7.6	SSW	6.5	SW	5.0	SSW	8.0	SSW	6.7	SW	6.9	SW	5.0	SW	4.7
17		SSW	6.1	SSW	6.8	SSW	3.3	SSW	7.9	S	1.7	SE	7.3	SW	6.7	SW	3.7
18		S	3.3	SSW	7.1	S	6.9	S	5.2	S	7.0	S	4.8	SSE	0.8	SE	6.3
19		E	9.3	E	9.2	NE	7.9	E	7.1	E	8.2	E	8.2	NE	6.2	E	8.3
20		NE	6.6	NE	7.3	NE	3.2	NNE	8.5	E	9.2	ENE	9.1	ENE	7.2	ENE	6.2
21		C	0	SE	0.4	ESE	6.8	S	3.1	S	3.8	C	0	SW	5.6	SSW	2.9
22		SW	9.0	SW	9.5	C	0	SW	1.0	SW	0.4	NE	6.7	E	9.5	E	6.0
23		ENE	8.2	ENE	9.6	ENE	7.0	ENE	7.6	ENE	9.7	E	5.7	ENE	6.7	ESE	8.6
24		NE	7.2	E	10.3	E	9.4	ENE	7.9	E	11.0	ENE	10.5	ENE	9.6	ESE	7.7
25		SW	2.2	SW	0.5	SW	4.3	SSW	5.3	SW	3.6	SW	6.4	SW	3.5	SW	5.9
26		NE	5.6	NNE	6.8	NE	8.3	NE	6.8	ENE	5.0	ENE	3.4	ESE	5.2	ENE	9.7
27		ENE	11.1	ENE	13.2	ENE	13.2	ENE	13.1	ENE	16.7	ENE	13.0	ENE	13.3	NE	13.7
28		ENE	12.0	ENE	13.8	ENE	12.7	NE	12.6	ENE	11.9	E	12.7	ENE	11.0	ENE	11.4
29		NE	10.3	ENE	13.5	ENE	12.3	ENE	13.1	ENE	9.5	ENE	9.3	E	9.1	ENE	11.4
30		ENE	11.4	NE	10.1	NE	11.6	ENE	10.2	E	8.7	E	11.0	E	9.1	NE	7.1
平均		7.2		7.5		6.5		6.6		6.3		7.1		6.6		6.7	

九月逐日風向及風速 (m/s)

Day, in the Month of September, 1939. (m/s)

14		15		16		17		18		19		20		21		平均 Moon
向 Dir.	速 Vel.	向 Dir.	速 Vel.	向 Dir.	速 Vel.	向 Dir.	速 Vel.	向 Dir.	速 Vel.	向 Dir.	速 Vel.	向 Dir.	速 Vel.	向 Dir.	速 Vel.	
SSE	4.6	SSW	0.7	ESE	3.2	SSW	3.2	SW	1.3	SE	6.6	SSW	6.2	SSW	8.2	3.3
ESE	7.4	ESE	6.9	ESE	7.9	ESE	7.6	ESE	8.1	SE	5.9	SE	5.9	ESE	7.8	6.1
NE	5.3	NE	5.7	ESE	6.1	SE	7.1	ESE	6.3	SSE	8.2	SSE	8.6	ESE	7.7	5.6
S	4.7	C	0	E	2.9	SE	3.6	SE	5.2	C	0	E	1.1	E	4.9	5.5
S	3.1	S	5.0	C	0	FNE	3.7	ESE	0.4	ESE	4.1	NE	5.6	NE	2.8	2.8
ESE	1.6	E	0.4	C	0	SW	3.5	SW	4.9	NE	0.6	SSW	4.6	NNE	3.7	3.3
SW	8.0	SW	6.2	WNW	6.2	NNE	3.5	NNE	5.1	NE	9.1	ESE	3.2	E	3.4	5.4
NE	5.3	E	6.6	ESE	3.4	ESE	6.6	E	7.5	ESE	9.2	ESE	9.2	ESE	9.8	7.3
NE	7.1	NE	7.2	ESE	8.5	NE	8.4	NE	7.2	NE	9.0	ESE	7.0	ESE	8.9	9.1
C	0	ESE	2.8	ESE	5.5	ESE	6.1	ESE	3.0	E	3.9	E	0.9	SSE	5.0	5.2
SW	8.6	SW	9.0	SW	8.6	SSW	6.7	S	10.5	S	9.6	SSW	7.2	SSW	9.5	7.6
SW	4.6	W-SW	7.0	SW	8.4	S	8.3	SEW	10.7	S	10.9	SSW	12.7	SSW	12.3	6.7
SW	2.9	SE	13.9	S	8.3	S	7.6	S	2.6	SSW	11.4	SSW	11.1	SW	8.4	7.7
SSW	12.3	SW	9.8	SW	6.8	SW	11.0	SW	9.2	SW	11.1	SW	8.6	SW	9.9	9.8
WSW	10.7	WSW	10.6	WSW	8.4	SW	9.8	SW	6.1	SW	8.9	SW	6.9	SSW	9.6	8.6
SW	9.0	WSW	7.1	WSW	9.4	SW	6.9	SSW	9.7	S	8.2	SSW	7.6	SSW	8.4	7.4
S-W	8.4	SW	7.6	SSW	5.9	SSW	7.8	SSW	7.4	S	9.0	E	10.2	SSW	9.6	7.6
E	3.2	E	5.6	SE	7.8	SE	7.2	ESE	8.2	SE	9.6	SSE	10.9	SSE	5.6	6.6
E	8.5	ESE	10.8	ESE	12.8	E	11.8	E	11.3	E	10.7	E	11.4	ESE	14.8	9.8
ESE	6.0	ESE	4.8	ESE	8.8	E	8.2	E	11.6	E	9.6	E	9.6	E	10.3	8.1
W	0.7	S	7.6	SSW	5.1	SSW	0.5	S	6.8	S	7.8	SSW	5.9	SSW	7.6	3.7
ESE	7.7	ESE	12.3	ESE	13.0	ESE	12.2	ESE	12.8	ESE	6.3	ESE	6.3	NE	10.8	7.8
ESE	2.6	ESE	4.8	ESE	2.1	ESE	8.3	E	6.3	ESE	6.9	ESE	8.5	ESE	6.8	6.9
ESE	6.7	ESE	4.8	ESE	11.6	ESE	8.1	W	6.8	E	6.0	ESE	8.4	E	2.8	7.7
SW	0.4	SSW	0.5	E	1.7	SE	1.0	SSW	1.3	SSW	0.5	SW	2.5	ESE	2.7	2.6
ESE	9.6	ESE	11.3	ESE	14.4	ESE	11.9	ESE	10.7	NE	11.1	ESE	13.7	ESE	18.8	9.8
ESE	13.6	NE	11.5	NE	11.4	NE	9.0	NE	12.4	ESE	12.2	ESE	12.8	ESE	11.1	13.3
NE	10.4	ESE	11.7	E	11.3	E	7.9	NE	11.8	ESE	8.0	ESE	8.2	ESE	11.1	11.1
ESE	6.3	E	10.8	E	10.2	E	8.2	ESE	11.7	NE	10.9	NE	10.9	E	12.2	10.3
E	9.7	E	10.1	E	9.3	ESE	8.6	ESE	10.7	ESE	10.2	ESE	10.5	ESE	11.4	10.2
6.4		7.1		7.3		7.2		7.8		7.8		7.7		8.7		7.2

中華民國二十八年九月

Precipitation Amount at every Hour of Day.

時分 H.M.	0-1	1-2	2-3	3-4	4-5	5-6	6-7	7-8	8-9	9-10	10-11	11-12
1												
2												
3												
4												
5												
6												
7		0				T	7.9	5.4	0.7			
8												
9	0.3		0.3	1.1	0.3	0.2	1.9	1.5	1.6	3.4	3.9	3.4
10	0.3	T		0.1	0.1	T						
11												
12			0.6	0.4	T							
13												
14				0.1	0.1	0.2						
15												
16												
17									0.3	T	0.3	3.5
18												
19												
20		0.4				0.2					0.1	0.1
21												
22			0.4	1.5	T	0.3						0.9
23				0.6								1.5
24	1.6	1.5	1.1	0.4	0.6	0.9	1.7	0.4	0.8	1.3	1.3	0.1
25	9.3	3.5	3.3	5.0	3.0	1.5	1.2	1.3	2.8	2.3	3.3	5.0
26	4.2	3.3	2.2	0.4	3.4	7.3	3.6	0.7	1.0	1.2	0.4	0.1
27												
28	5.9	1.1			0.5	1.4	0.1	3.0	1.0	T	0.1	1.2
29	0.8	0.9		0.4	0.1	0.6	0.1	0.2		0.1	T	T
30	0.1	0.5	0.2	0.1	0.2				0.3	0.2	T	T
31	0.5	1.0	0.7	0.2	0.3							
總計 Total	23.5	17.2	9.8	10.4	3.0	12.6	13.6	12.5	8.6	8.5	10.4	23.5

月逐日各時降水量 (m.m.)

in the Month of September, 1939. (m.m.)

12-13	13-14	14-15	15-16	16-17	17-18	18-19	19-20	20-21	21-22	22-23	23-24	總計 Total
							T	T	0.5	0.2		0.7
T	2.7	1.7	0.2	0.1							0.1	18.8
1.6	1.4	1.6	1.7	1.2	2.1	T	0.1	0.2	0.7	5.3	0.5	6.8
						0.4	0.1	0.5	T	0.2	0.1	33.0
	0.4	0.1										0.5
												1.0
												0.5
												0.4
2.8												12.4
		0.6	0.1	T								1.5
	0.9	0.6	4.1	3.5	6.1							10.9
	0.1	1.3	0.7	0.1	1.6	1.3	2.9	0.8	1.3	4.4	5.4	23.7
1.1	0.6	1.5	0.4	0.3	0.3	0.3	1.6	3.2	3.0	13.0	8.8	44.2
0.3	0.2	3.3	2.0	0.3	3.5	0.1	T	T	T	3.2	6.6	60.3
						5.2	6.9	5.1	3.9	3.3	3.8	66.1
1.5	1.4	2.6	1.7	4.6	5.8	2.8	3.0	5.5	1.8	0.1	0.7	45.8
T	0.1	0.1	0.1	0.1	T	T	T			0.1	0.3	3.5
					T					0.1		2.1
												2.8
7.3	7.7	12.3	11.5	13.7	13.2	10.1	14.6	115.3	11.2	29.9	26.5	335.0

中華民國二十八年九月

Daily Values of Meteorological Elements

日期 Date	氣壓 Pressure (666pa)	溫度 Temperature (°C)				濕度 Humidity				露量 Amount of Dew 0-10
		平均 Mean	最高 Max.	最低 Min.	變差 Range	地面 Earth Surface	草間 Grass Temp.	絕對 Absolute w.m.	相對 Relative %	
1	71.09	16.9	22.1	12.1	10.3	23.3	12.1	9.62	67.6	2.2
2	71.50	17.2	22.7	12.4	10.3	21.7	9.5	10.65	73.5	2.7
3	71.57	16.9	22.6	11.5	11.1	20.3	10.1	10.13	70.9	7.2
4	71.65	15.8	20.8	12.2	8.6	18.7	11.8	10.41	77.7	13.0
5	75.54	15.8	19.9	13.0	6.9	18.4	13.0	10.67	79.1	10.0
6	76.99	16.8	22.5	13.3	9.2	19.8	12.5	11.29	78.1	9.9
7	77.09	11.3	18.4	12.5	5.9	15.1	12.8	11.69	95.3	10.8
8	76.33	14.1	19.7	13.0	3.7	15.5	12.9	11.72	87.1	10.0
9	75.62	11.6	18.9	10.3	3.3	11.4	11.9	10.19	99.4	—
10	75.53	13.1	16.6	9.6	7.0	16.2	10.0	10.75	95.1	9.5
11	74.18	15.7	21.3	12.1	9.2	19.2	11.8	11.67	87.7	7.3
12	71.01	14.1	22.0	12.2	9.8	19.5	12.0	11.39	88.6	7.9
13	71.81	15.7	21.2	13.3	7.9	17.5	13.5	11.94	89.8	8.6
14	75.68	15.9	21.4	12.1	9.0	18.4	12.1	11.50	85.9	7.9
15	75.26	16.2	22.0	12.0	10.0	18.1	12.9	11.22	82.5	7.6
16	75.43	17.2	22.9	13.1	9.8	19.8	13.1	11.83	81.4	9.7
17	75.83	15.8	18.8	13.5	5.3	15.9	13.0	11.96	88.4	10.0
18	75.85	16.3	22.7	12.6	10.1	21.5	12.2	10.91	79.5	9.7
19	76.11	15.1	20.3	12.1	7.9	18.5	12.4	11.11	82.7	9.8
20	77.92	12.5	14.3	10.5	4.3	13.3	11.3	10.87	93.0	9.1
21	76.14	14.6	19.2	11.9	7.3	16.7	12.4	11.70	94.9	9.0
22	76.38	12.9	15.6	10.9	5.7	14.0	10.9	11.65	98.7	10.0
23	75.33	12.2	14.1	10.5	3.6	13.2	11.0	10.65	95.8	10.0
24	75.63	11.5	12.5	10.1	2.7	11.7	10.7	10.18	100.0	10.0
25	74.50	13.8	15.5	11.0	4.5	14.4	11.4	11.82	99.3	10.0
26	71.76	11.7	13.7	8.7	5.0	12.3	8.7	10.34	100.0	—
27	75.62	7.4	8.6	6.2	2.4	8.0	6.7	7.79	89.7	10.0
28	75.75	6.8	8.2	5.0	3.2	7.4	5.4	7.35	85.4	10.0
29	76.49	7.7	9.5	6.3	3.2	8.3	6.8	7.80	89.1	10.0
30	77.19	8.1	9.3	6.0	3.8	9.9	6.2	7.59	92.5	10.0
總數或平均 T. or M.	75.52	13.5	17.7	11.0	6.7	16.0	11.6	10.62	89.7	8.3

逐日氣象平均要素表

in the Month of September, 1939.									
日數 Duration of Sunshine h.	太陽輻射 Solar Radiation °C		風 Wind		降水量 Precipitation		總量 Total 9-9	蒸發量 Amount of Evap. m.m.	雜項 Miscellaneous Informations
	黑球 B.Glob	白球 W.Glob	平均速 Mean Vel. ft./s.	最多向 Dir. Domin.	量 Am. m.m.	日數 Dur. h.			
11.3	48.8	66.5	3.3	SSW			38.9	3	
31.2	47.6	37.7	6.1	ESE			38.6	31.2	
10.6	49.4	34.5	5.5	NE			8.0	3.3	
0.4	41.0	33.5	3.5	S			7.2	2.6	
0.0			2.8	S	0.7	1.8	7.4	2.1	
1.8	49.0	38.2	3.3	NE			0.64	2.4	
0.0			5.4	NE	18.8	6.5	0.2.0	0.16	
0.0			7.8	NE	6.8	5.0	1.2	0.2	
0.0			9.1	NE	33.0	20.6	3.0.0	0.0	
1.0	37.0	30.0	5.2	ENE	0.5	2.3	6.3	0.5	
8.9	47.4	33.2	7.6	SW			8.5	1.8	
6.2	46.0	36.5	6.7	SW	1.0	4.3	8.5	1.7	
4.3	48.0	37.0	7.5	SW	0.5	0.8	7.9	1.3	
7.0	44.8	35.8	9.8	SW	0.4	1.2	8.5	3.1	
9.9			8.6	SW			8.5	2.8	
7.7	49.0	39.4	7.4	SW			8.8	2.9	
3.8			7.5	SSW	12.4	3.3	7.3	1.5	
8.6	48.5	39.5	6.5	S			7.0	2.5	
6.6	49.5	36.5	9.8	E			7.0	1.6	
1.0			8.1	E	1.5	4.3	4.1	0.2	
2.5	44.0	35.0	2.7	S	10.0	6.0	4.0	0.6	
0.0			7.8	ENE	23.7	11.0	2.8	0.0	
0.0			6.9	ENE	44.2	21.0	0.2	0.0	
0.0			7.7	E	60.3	19.4	0.0	0.0	
0.0			2.6	SW	66.1	22.4	0.6	0.0	
0.0			9.8	ENE	45.8	20.1	0.0	0.0	
0.0			13.3	ENE	5.5	8.1	5.0	0.0	
0.0			11.1	ENE	2.1	9.2	2.9	0.0	
0.0			10.8	ENE	2.8	4.8	4.8	0.1	
0.0			10.2	ENE			7.3	0.6	
194.5	616.5	603.4	7.2	ENE	335.0	169.1	8.3	34.8	

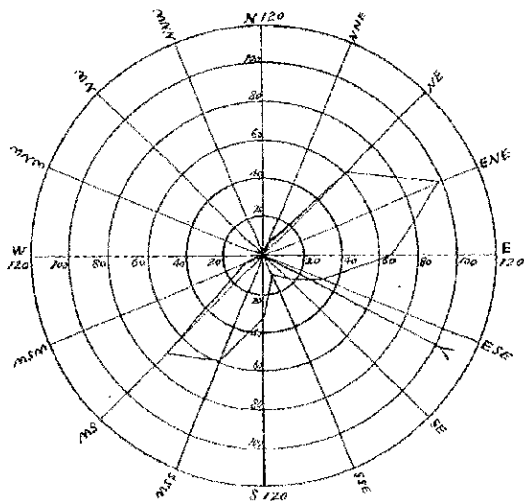
中華民國二十八年九月逐日能見度

Visibility of every Day, in the Month of September, 1939, (0-9)

日.	0	7	8	9	10	11	12	13	14	15	16	17	18	平均
日.														Mean
1	9	9	9	9	8	5	2	9	9	9	9	9	9	5.9
2	9	9	9	9	8	8	8	8	8	8	8	8	8	8.5
3	7	7	7	7	7	7	7	7	7	7	7	7	7	8.0
4	9	9	9	9	8	8	8	8	8	8	8	8	8	7.2
5	9	9	9	9	7	7	7	7	7	7	7	7	7	7.4
6	5	6	6	5	5	7	7	7	7	7	7	7	7	6.4
7	0	0	0	0	0	3	5	6	6	6	5	7	7	2.0
8	0	0	0	0	0	0	0	0	0	0	0	0	0	1.2
9	0	0	0	0	0	0	0	0	0	0	0	0	0	0.0
10	0	0	0	0	0	5	7	8	8	8	8	8	8	5.3
11	7	8	8	8	8	8	9	9	9	9	9	9	9	8.5
12	7	6	8	8	8	9	9	9	9	9	9	9	9	8.5
13	9	8	8	8	8	8	8	8	8	8	8	8	8	7.9
14	8	8	8	8	8	8	8	9	9	9	9	9	9	8.5
15	7	6	7	9	9	9	9	9	9	9	9	9	9	8.5
16	7	7	7	7	8	9	9	9	9	9	9	9	9	8.3
17	5	6	6	6	7	7	8	8	8	8	8	8	8	7.3
18	7	7	7	7	8	8	8	8	8	8	8	8	8	7.9
19	7	6	7	7	7	8	8	8	8	8	8	8	8	7.0
20	0	0	0	0	8	0	0	8	8	8	8	8	7	4.1
21	0	0	0	1	2	3	7	8	9	8	2	6	6	4.0
22	6	9	7	7	8	0	0	0	0	0	0	0	0	2.8
23	0	0	0	0	0	0	0	0	3	0	0	0	0	0.2
24	0	0	0	0	0	0	0	0	0	0	0	0	0	0.0
25	0	0	0	0	0	0	0	9	2	2	0	2	0	0.6
26	0	0	0	0	0	0	0	0	0	9	0	0	0	0.0
27	0	0	0	8	8	8	7	8	8	8	7	5	7	5.0
28	6	7	7	9	8	8	0	0	9	6	6	7	6	2.9
29	0	0	0	8	8	8	8	8	8	8	7	7	6	4.5
30	1	8	8	8	8	8	8	8	8	8	8	8	7	7.3
平均	3.8	4.4	3.9	4.8	5.4	5.3	5.7	6.0	6.0	6.2	6.0	6.0	5.2	5.8
Mean	3.8	4.4	3.9	4.8	5.4	5.3	5.7	6.0	6.0	6.2	6.0	6.0	5.2	5.8

中華民國二十八年九月份風向圖

Wind Rose for September, 1939.



風向次數

Frequency

合成風向

Resultant Direction

方向 Dir.	N	WNW	WN	WNW	W	WSW	SW	SSW	S	SSW	SW	WSW	W	WNW	WN	NW	N
次數 Frequency	6	6	59	60	32	17	17	32	58	71	9	1	2	1	1	13	
百分數 %	1.2	1.2	11.3	11.3	6.2	3.3	3.3	6.1	11.1	14.0	1.7	0.2	0.4	0.2	0.2	2.5	

本刊已領得
內政部雜誌登記證
警字第七〇三六號

立 省 南 雲
所 候 則 明 昆

氣 象 月 報

第 四 卷 第 十 期

謹 密 存

龔 自 知 題



中 華 民 國 二 十 八 年 十 月 份

MONTHLY METEOROLOGICAL BULLETIN

OF

METEOROLOGICAL STATION OF YUNNAN PROVINCE,

KUNMING.

October, 1939.

VOL. 4 NO. 10.

目 次 頁

Table of Contents

page

凡 例 Explanatory Remarks.	1
本月份天氣概況 A Summary of Weather Conditions, during the Month of October, 1939.	2
本月份氣象摘要 Monthly Summary.	3
氣 壓 Barometric Pressure.	4-5
氣 溫 Air Temperature.	6-7
地面溫 Earth Temperature on the surface.	8-8
地內溫 Earth Temperature.	10
雲 量 Cloud Amount.	11
絕對濕度 Absolute Humidity.	12-13
相對濕度 Relative Humidity.	14-15
雲狀與雲向 Cloud Forms and Direction.	16-17
風向及風速 Wind Direction and Velocity.	18-19
降 水 量 Precipitation.	20-21
逐日氣象平均要素 Daily Values of Meteorological Elements	22-23
能 見 度 Visibility.	24
各項氣象要素逐日變遷圖 March of Different Meteorological Elements.	25
風 向 圖 Wind Rose.	26

觀測紀錄凡例

- (1) 本所設於見那太華山麓，其位置為東經103°37'33"；北緯 24°57'56"，基隆表水銀面高海平面約2280公尺。
- (2) 逐日觀測紀錄二十四時，用索雲105° 標準時，自六時至廿一時，每小時觀十六次，自二時至翌日五時之次，氣溫，濕度，雨量，雲紀錄，俱採自自動儀器紀錄。
- (3) 氣壓讀數以公厘為單位，曾經溫度緯度訂正，並未修正者註明。
- (4) 溫度以華氏為標準，逐日最高最低氣溫，係指自晨六時至前日晨六時之最高最低氣溫。
- (5) 絕對濕度由乾濕球溫度表計算而得，以公厘為單位。
- (6) 風向用十六方向；風速紀錄每秒公尺數。
- (7) 雲向亦用十六方向，惟每日電報中則併為八方向。
- (8) 雲量以天空為其所蓋之度數而定；凡雲層自0—2.9稱為晴天，3—7.9稱為曇天，8以上稱為陰天。
- (9) 雲狀用該條通行之名稱。
- (10) 降水量一日內在0.05公厘以上者稱為雨天，不足0.05公厘，則記以0.05符號。
- (11) 能见度以0—9級，用目力測定之。
- (12) 各種天氣符號，悉依國際規定之通用符號。

等級	能 見 度	
	能 見	不 能 見
0	—	100公尺
1	100公尺	200公尺
2	200公尺	500公尺
3	500公尺	1公里
4	1公里	2公里
5	2公里	6公里
6	6公里	10公里
7	10公里	20公里
8	20公里	50公里
9	50公里	—

天 氣 符 號	說 明
☉	晴天
☁	陰天
☂	雨天
☃	雪天
☄	霧天
★	霜天
☆	冰雹天
☇	雷雨天
☈	雷雨天
☉	晴
☁	陰
☂	雨
☃	雪
☄	霧
★	霜
☆	冰雹
☇	雷
☈	雷雨
☉	晴
☁	陰
☂	雨
☃	雪
☄	霧
★	霜
☆	冰雹
☇	雷
☈	雷雨

民國二十八年十月昆明天氣概況：

一 得

本月承九月水旱地震頻繁之擾，見雨前兆較晚，太華山積，全月總得雨僅21.2m.m.不及歷年同月平均標準雨量88.1m.m.四分之一；尤不及去年總雨量139.6m.m.六分之一，雨季甚難觀察！

月內氣溫平均3.4°C.甚感異常，十月太華山海拔長樂南區，總溫49°C.比之歷年同月平均氣溫16.1°C.尚合乎正當；氣溫極端最低，表下0°C.故終月表甚難測；而日際中亦多晴天，主係由雨閃電，溫帶紅華，是氣潮弱減退也。

上旬，雨前雲雨，有雨四日，共得量20.2m.m.一日，氣溫極低5.5°C.二日，氣壓極高679.96m.m.（本座高度日記）是北方寒氣已南下；三日，風向，自NNW.轉轉SW.，雲層甚密；四日十三時，降雨0.2m.m.夜有閃電；五日，天陰，候紅夜電。

六日，昆明同雲雲西而停，西北急狂暴風，但得雨，並有雷電，廿二時許，聽見天生線地方，忽降冰雹，驟驟紛降，附近一帶稍後，亦落冰雹！七日，雲南各地積雨，十五時，太華山積雲每天作，得量17.7m.m.為本月內一日最大時雨量多雨量。

八日，西南西北各地俱有雨，昆明於晝夜雨，雨後有雷，而雲海水位則不至20°C.m.九日，天陰，風向仍NNW.

中旬，十日至十三日，天氣晴明，十二日，風向轉NNW.，十三日，結陣W.，十四日十八時，氣壓極低僅973.02m.m.而十五日，氣溫極高21.4°C.甚感氣候變也；十四日至十七日，連日晴天；十五日晚，風轉NE.，夜有閃電；十九日，下午時雨0.2m.m.雨後氣壓SW.，天降晨虹；二十日，始於午後驟降。

下旬：二十一日至二十二日，風向SW.，二十三日始覺可見涼意；二十三日，氣壓高而驟降，天驟天陰；二十四日，氣溫極高復見，甚悶，午後雨，雨後風向轉；二十五日，長降雨0.7m.m.

二十六日，氣壓甚低，驟降天陰，勞雲W風大，得有19.3m.m.二十七，二十八日，俱有大風，二十八日十六時，微有雨；二十九日至三十日，晨霧天陰，候氣表甚寒。

月初，玉澤陣地，驟降冰雹，每日一次或二次不等，較之上月，冰雹次數，雖稍而已；又二十日，夜一時許，見冰發生現象，風向由東至西，歷時甚短，隨即損失。

本月總計，自解始結，八日，昌東北部，發生颱風，向我縣沿海推進，昆明氣壓甚高，無大影響；又十六日，颶風繞陸，雲霧，甚惡，損失亦多！昆明氣候甚佳，影響亦甚。

中華民國廿八年十月氣象綱要

Monthly Summary for October, 1939.

紀錄 Air Pressure

最高氣壓
極低氣壓
平均

Extreme maximum 579.66at.m. 在 21 日 9 時 on 2nd. Dh.
Extreme minimum 573.03at.m. 在 14 日 18 時 on 14th. 18h.
Mean 576.42at.m.

紀錄 Air Temperature

最高氣溫
最低氣溫
最高平均
最低平均
平均

Extreme maximum 21.4°C. 在 15 日 on 15th.
Extreme minimum 5.5°C. 在 1 日 on 1st.
Mean maximum 18.5°C.
Mean minimum 9.4°C.
Mean 13.4°C.

風 Wind

最大風速
在何風向

Maximum velocity 19.3m/s 在 26 日 17 時 on 26th. 17h.
Resultant direction 162°24'57" W

降水 Precipitation

降水量
一日最多量
一時最多量

Precipitation 21.2mm.
Greatest in 24 hours 19.8mm. 在 7 日 on 7th.
Greatest in 1 hour 14.7mm. 在 7 日 15 16 時 on 7th. 15-16h.

雜項 Miscellaneous Informations

晴天日數	Clear days	5
少雲日數	Partly cloudy days	14
陰天日數	Cloudy days	6
雨天日數	Rainy days	6
有雷雨日數	Days with thunderstorm	1
有霧日數	Days with wet fog	3
有露日數	Days with fog	11
有霜日數	Days with mist	4
有低溼日數	Days with ground fog	16
有露日數	Days with dew	24
有大風日數	Days with gale	3
有雷聲日數	Days with thunder	2
有閃電日數	Days with lightning	4
有日暈日數	Days with solar corona	4
有虹日數	Days with rainbow	6
有破爛寶光日數	Days With broken spectra	1

Barometric pressure at every hour of 1954

Hour	1	2	3	4	5	6	7	8	9	10	11	中 F Mean
1	77.07	77.51	77.40	77.26	77.42	77.49	78.10	78.53	78.62	78.60	78.35	77.90
2	77.35	77.12	76.39	75.31	75.43	75.69	75.93	76.11	76.65	76.58	77.11	77.12
3	77.06	76.89	76.03	75.50	75.39	75.33	75.31	75.2	75.45	75.77	76.02	75.64
4	77.83	77.23	77.27	77.42	77.21	77.21	77.43	77.75	77.93	77.91	77.77	77.59
5	75.88	75.67	75.46	75.37	75.29	75.31	75.42	75.65	75.31	75.31	75.35	75.36
6	74.18	74.25	74.82	74.33	74.56	74.93	75.34	75.66	75.82	75.95	75.79	75.31
7	78.40	75.94	75.33	75.32	75.96	75.63	75.99	76.50	76.93	77.02	77.33	77.95
8	77.10	76.93	76.75	76.67	76.59	76.61	77.03	77.75	78.28	78.48	78.18	77.15
9	78.12	78.31	78.09	77.93	77.82	77.70	78.12	78.32	78.89	78.95	79.22	78.24
10	—	—	—	—	—	76.72	77.08	77.52	77.70	77.77	77.74	77.13
11	76.07	76.03	75.99	75.91	75.90	76.09	76.30	76.59	76.92	77.15	77.83	76.38
12	75.95	75.93	75.90	75.83	75.35	75.93	76.43	76.82	77.10	77.19	77.03	76.52
13	76.39	76.29	76.23	76.17	76.33	76.31	76.95	77.21	77.54	77.61	77.33	76.38
14	75.09	74.96	74.92	74.88	74.83	74.86	75.15	75.51	75.82	75.83	74.57	74.24
15	75.57	75.49	75.47	75.47	75.47	75.47	75.47	75.61	75.29	76.27	75.15	74.55
16	74.99	74.99	75.96	75.22	75.09	75.95	75.56	76.05	76.10	76.39	75.93	75.95
17	75.87	75.87	75.86	75.85	75.85	75.85	75.85	75.85	75.85	75.85	75.85	75.85
18	75.91	75.89	75.76	75.79	76.12	75.79	75.95	77.55	77.79	77.82	77.72	77.30
19	76.83	76.79	76.69	76.60	76.66	76.82	77.77	78.18	78.55	78.53	78.09	77.49
20	—	—	—	—	—	77.59	77.39	78.09	78.33	78.27	77.73	77.32
21	77.12	77.10	77.07	77.05	77.12	77.04	77.21	78.24	78.32	78.36	78.27	77.71
22	77.05	76.93	76.89	76.73	76.76	76.83	76.94	77.31	77.73	77.74	77.34	76.72
23	77.05	77.06	77.06	77.06	77.35	78.07	78.79	79.25	79.53	79.53	79.31	78.07
24	79.03	78.95	78.81	78.77	78.63	78.53	78.71	79.11	79.41	79.41	79.01	78.82
25	77.32	77.18	77.03	76.98	77.03	77.43	77.74	77.84	77.35	77.74	77.10	77.21
26	75.16	75.14	74.91	74.89	74.87	75.05	75.65	76.25	76.63	76.85	77.12	75.85
27	75.39	75.33	75.32	75.10	75.09	75.17	75.19	75.77	76.15	76.12	75.99	75.31
28	76.39	76.35	76.32	76.31	76.31	76.33	76.93	76.20	76.35	76.32	76.03	76.47
29	74.95	74.94	74.93	74.92	74.91	75.40	75.93	76.29	76.47	76.55	76.33	76.02
30	76.91	76.80	76.76	76.69	76.51	76.81	77.09	77.19	77.55	77.74	77.19	76.53
31	—	—	—	—	—	77.13	78.10	78.49	79.16	79.16	78.75	78.32
平均 Mean	76.41	76.31	76.27	76.23	76.21	76.37	76.93	77.33	77.60	77.61	77.39	76.81

十月逐日各時氣壓 (500m. m. +)

In the Month of October, 1939. (500m. m. +)

13	14	15	16	17	18	19	20	21	22	23	子夜 Midn.	平均 Mean
77.65	77.32	77.11	77.20	77.21	77.21	77.71	78.12	78.57	78.51	78.56	78.53	77.96
78.30	78.13	77.92	78.08	78.23	78.48	78.83	79.13	79.31	79.35	79.29	79.21	78.82
78.23	77.97	77.92	77.86	77.31	77.34	77.77	78.08	78.29	78.21	78.08	77.63	78.37
78.78	78.11	78.13	78.61	78.69	78.30	78.81	78.02	78.22	78.31	78.10	78.89	76.71
77.67	74.96	73.62	73.41	73.11	73.43	73.35	73.47	73.09	73.37	74.01	74.11	74.57
74.90	73.97	73.70	73.58	73.85	73.93	74.39	74.97	75.39	75.43	75.47	75.46	71.80
75.32	75.13	74.91	75.09	75.83	75.91	76.33	76.79	77.22	77.71	77.31	77.23	76.67
77.43	77.03	76.29	76.60	76.97	77.21	77.73	78.17	78.37	78.36	78.51	78.43	77.50
77.39	76.13	76.15	76.14	76.21	76.44	76.55	76.89	77.11	—	—	—	77.91
76.88	76.23	75.29	75.31	75.14	75.21	75.41	75.81	76.25	76.21	76.21	76.17	76.46
75.75	76.36	78.00	74.87	74.00	74.93	75.27	75.85	76.36	76.03	76.01	75.93	76.36
73.41	75.49	78.17	75.15	75.65	75.03	75.11	75.74	75.93	76.04	76.13	76.11	76.00
73.91	76.34	78.35	74.91	74.91	74.71	74.87	75.01	75.35	76.31	75.27	76.14	75.35
76.13	76.15	76.13	76.33	76.33	76.27	76.03	76.11	76.33	76.57	76.87	76.87	74.29
71.33	73.73	73.63	73.33	73.33	73.69	73.82	74.15	74.36	74.73	74.39	74.86	74.17
76.43	76.93	74.71	74.91	74.87	74.91	75.13	75.45	76.17	76.37	75.87	75.87	75.48
74.07	75.57	73.17	75.16	75.26	75.27	75.46	75.83	75.83	76.58	76.89	76.83	76.16
73.33	74.95	76.13	76.07	76.15	76.23	76.41	76.93	77.13	77.16	77.03	76.87	76.63
77.01	76.73	76.23	76.14	76.28	76.33	76.61	76.87	77.19	—	—	—	77.06
76.83	76.19	75.75	75.75	76.73	75.77	76.03	76.50	77.11	77.09	77.16	77.11	76.93
76.81	76.11	75.97	75.83	75.95	76.07	76.19	76.72	77.11	77.12	77.39	77.07	77.12
76.23	75.65	75.89	75.61	75.71	76.91	76.21	76.61	76.91	76.94	77.05	77.05	75.69
76.81	76.21	77.93	77.93	78.03	78.13	78.37	79.09	79.23	79.19	79.15	79.11	78.41
77.91	77.41	76.23	77.12	77.49	77.41	77.31	78.12	77.22	77.32	77.42	77.42	78.21
78.15	76.72	76.32	76.32	76.31	76.49	76.31	76.31	76.04	76.23	75.80	75.83	76.57
75.31	74.79	71.21	74.80	74.61	74.83	75.21	75.21	75.45	75.41	75.42	75.41	75.33
74.73	74.47	74.67	74.38	74.98	74.27	74.62	74.94	75.14	75.48	75.42	75.40	75.46
76.07	74.66	74.63	74.60	74.16	74.21	74.23	74.61	74.69	74.81	74.84	74.96	75.33
75.27	74.95	74.53	75.01	75.11	75.33	75.85	76.17	76.89	76.40	76.71	76.99	75.70
75.78	75.65	74.75	74.73	74.72	74.77	75.35	76.19	75.02	—	—	—	76.21
77.84	76.73	76.81	76.21	76.21	76.16	76.23	76.33	76.74	76.90	76.93	76.90	77.33
76.27	75.81	76.61	76.47	75.69	75.61	75.83	76.23	76.14	76.47	76.39	76.43	76.13

中華民國二十八年

Air Temperature at every Hour of Day

時 H. D.	1	2	3	4	5	6	7	8	9	10	11	中午 Noon.
1	7.1	7.1	7.1	6.9	6.6	6.2	6.2	7.1	9.3	9.4	10.3	11.1
2	7.5	7.3	7.0	6.8	6.8	6.4	9.9	11.6	12.2	13.5	14.1	14.3
3	7.9	7.6	7.1	6.8	6.5	8.7	12.5	12.9	11.6	15.9	16.2	16.8
4	12.6	12.5	12.3	12.5	12.2	12.6	13.0	13.8	14.2	14.8	14.7	15.2
5	12.2	12.4	12.2	12.2	12.3	12.3	12.4	14.0	14.6	16.6	16.5	16.9
6	13.1	12.9	13.2	13.0	12.9	11.7	10.6	11.6	12.1	14.6	15.4	17.0
7	13.5	13.5	13.2	13.3	13.0	12.9	13.0	13.7	15.1	16.3	17.3	17.4
8	13.2	12.1	11.9	11.8	11.7	10.0	10.0	10.2	11.0	11.3	12.2	12.1
9	10.6	10.2	10.4	9.9	9.8	9.8	10.1	10.5	12.2	13.6	16.2	15.5
10	—	—	—	—	—	8.6	10.2	12.4	13.5	16.0	15.3	16.0
11	—	—	—	—	—	9.2	11.3	12.9	13.6	15.6	16.2	16.3
12	10.3	10.7	10.1	9.8	9.1	9.5	11.6	13.0	14.1	15.1	15.2	16.0
13	10.5	10.6	10.2	9.6	9.0	8.6	10.5	12.3	13.6	16.1	16.5	17.1
14	12.2	11.9	11.5	11.1	10.6	10.6	11.2	13.4	14.2	14.7	14.9	16.3
15	12.9	12.5	12.7	11.8	11.4	11.4	12.6	14.0	14.6	16.0	17.6	19.4
16	13.9	13.9	13.4	12.9	12.5	12.4	12.4	13.3	14.8	15.7	17.0	16.4
17	13.2	12.8	12.5	12.2	12.1	12.2	12.6	13.5	13.3	16.0	16.6	19.2
18	12.6	12.5	12.2	11.8	11.7	11.3	12.3	14.2	15.7	17.4	15.9	18.4
19	12.4	12.3	11.9	11.3	11.7	11.6	11.4	11.6	12.4	13.4	17.0	17.2
20	12.3	11.9	11.6	11.7	11.7	11.4	11.4	12.4	13.1	16.0	16.8	16.7
21	—	—	—	—	—	11.0	11.3	12.0	12.5	14.5	16.8	17.9
22	10.5	10.2	10.1	10.0	9.8	9.9	10.4	10.4	13.1	15.5	16.2	12.9
23	12.1	11.7	11.3	11.1	11.1	10.9	10.5	11.0	10.0	11.2	12.6	13.0
24	8.4	7.9	7.8	7.5	7.4	7.4	7.2	7.3	7.8	8.1	8.5	9.9
25	10.3	10.3	10.2	10.1	10.1	10.2	10.3	10.6	11.3	11.6	12.8	13.4
26	11.0	11.1	10.9	10.9	10.6	10.6	10.6	11.2	12.0	14.4	15.0	16.0
27	11.2	11.1	11.2	11.3	10.3	10.5	10.6	11.6	12.6	14.4	16.0	17.3
28	12.3	11.8	12.0	12.0	11.7	11.6	11.8	14.2	15.9	15.7	15.6	16.6
29	11.8	11.8	11.6	11.3	11.2	11.1	11.2	12.3	14.0	16.4	16.7	18.5
30	11.3	10.9	9.7	10.2	9.6	9.8	11.1	12.2	11.2	14.8	16.6	17.7
31	11.3	11.7	11.3	9.8	9.2	8.6	7.8	7.2	7.2	7.4	9.9	10.9
平均 Mean	11.4	11.2	10.9	10.7	10.5	10.3	10.9	11.9	12.9	14.2	15.2	15.8

十月逐日各時氣溫 (°C)

in the Month of October, 1939. (°C)

13	14	15	16	17	18	19	20	21	22	23	午夜 Midn.	平均 Mean
11.7	11.5	11.4	11.8	16.9	16.0	9.6	9.1	8.1	8.1	8.0	7.9	8.9
14.6	15.2	15.7	16.0	14.4	15.2	12.5	11.8	11.1	9.7	9.9	8.4	11.2
16.2	17.2	16.8	17.5	17.6	14.9	14.0	13.4	13.8	10.6	11.4	12.7	13.1
16.5	16.4	15.0	15.9	14.8	11.2	14.0	15.8	11.6	13.2	12.3	12.9	13.9
17.6	17.8	18.0	17.4	18.4	15.8	14.8	14.2	14.0	13.8	13.3	13.2	14.7
18.0	18.3	17.2	18.2	18.1	15.5	15.5	15.0	14.6	14.4	14.1	13.6	14.5
19.2	17.8	17.9	12.4	13.8	12.0	11.9	12.4	12.5	12.5	12.2	12.1	14.1
12.1	12.6	12.7	12.4	12.3	11.9	11.6	11.6	11.6	11.5	11.3	10.9	11.7
16.2	16.2	16.6	16.1	16.4	13.6	12.5	12.1	10.2	—	—	—	12.8
17.0	17.1	17.1	17.2	15.6	14.8	14.3	13.9	13.4	—	—	—	14.6
17.4	17.5	17.5	17.8	18.0	14.0	15.6	14.4	14.6	13.7	12.5	11.7	14.9
17.5	18.2	18.2	17.4	16.5	15.6	14.7	14.4	13.9	12.6	11.9	11.0	13.7
13.4	19.3	18.4	18.9	17.4	15.6	14.4	13.8	13.3	13.3	12.6	12.6	13.9
18.0	17.9	18.3	19.7	18.6	15.2	14.8	14.0	13.8	13.6	13.4	13.2	14.3
18.5	20.9	20.6	19.0	19.7	17.0	16.2	15.2	14.8	14.8	14.5	14.2	15.5
17.6	20.6	21.1	20.7	18.3	16.0	15.4	15.0	14.8	14.1	14.0	13.6	15.4
18.1	20.0	20.3	19.6	19.3	16.0	15.0	14.5	14.0	13.3	13.2	12.8	15.1
19.3	19.9	20.2	20.9	19.0	16.4	14.7	13.9	13.2	13.2	12.3	12.7	15.1
14.6	17.8	17.4	16.0	18.0	15.4	14.1	13.5	12.8	12.5	12.2	12.0	13.9
16.5	18.4	19.0	19.4	18.4	15.0	14.6	14.0	13.6	—	—	—	14.6
16.7	18.4	17.6	18.0	16.3	14.4	13.4	12.7	11.5	11.1	10.7	10.5	14.1
18.3	18.3	18.6	18.6	16.2	14.7	14.8	13.8	13.4	12.7	12.6	12.7	13.5
13.4	12.8	13.0	12.1	11.5	10.2	9.9	9.8	9.4	9.3	8.9	8.5	11.0
18.2	10.7	12.1	11.5	11.2	11.0	10.8	10.8	10.8	10.6	10.5	10.5	9.4
14.4	15.6	14.3	14.8	13.8	12.2	12.2	12.1	11.8	11.5	11.3	11.0	11.9
13.2	17.4	17.8	18.0	17.4	15.4	14.0	13.5	12.8	12.4	12.0	11.7	13.5
13.8	18.6	17.9	18.2	16.8	14.5	13.8	13.4	13.0	13.2	12.9	13.0	13.0
17.4	17.8	17.2	15.6	15.5	14.6	14.6	13.4	13.0	13.0	12.5	12.2	14.0
12.6	20.0	19.8	18.6	17.7	14.8	14.2	13.8	13.5	13.2	12.8	12.0	14.6
18.7	19.6	19.5	18.4	17.0	14.5	13.8	13.6	12.9	12.3	12.7	12.2	13.8
13.7	11.6	11.4	11.2	13.0	9.2	9.1	10.5	11.4	11.5	11.5	11.5	10.2
16.5	17.2	17.0	16.7	16.2	14.2	13.5	13.1	12.8	12.5	12.1	11.8	13.4

中華民國二十八年

Earth Temperature on the Surface of every

時H. HD.	6	7	8	9	10	11	12	13
1	6.4	6.6	8.4	12.5	12.4	15.8	15.0	16.1
2	5.9	10.2	15.8	19.2	20.1	20.1	20.8	21.5
3	7.9	13.5	16.0	21.2	25.0	26.8	24.3	26.4
4	11.2	14.0	16.4	17.3	18.2	16.1	18.2	19.0
5	12.0	12.8	16.2	16.3	20.1	18.6	18.8	19.8
6	12.0	11.0	13.2	16.6	20.4	22.6	25.6	26.6
7	12.4	13.0	17.0	19.2	19.8	22.6	21.6	23.8
8	11.0	10.2	10.4	11.9	13.2	13.2	14.0	14.6
9	9.0	10.4	11.6	15.0	17.2	23.6	22.0	24.0
10	7.8	9.9	14.2	18.0	21.9	21.4	23.0	25.0
11	8.0	10.4	15.4	18.1	22.2	23.0	24.8	26.4
12	8.6	11.6	16.3	18.6	22.0	24.2	25.6	25.1
13	8.4	11.6	19.0	23.2	25.1	24.2	23.0	23.2
14	10.2	11.7	18.0	16.0	17.0	16.2	20.2	23.0
15	11.0	13.1	15.2	19.5	20.4	23.4	20.0	22.0
16	11.0	11.8	20.0	19.0	23.0	19.8	19.0	19.2
17	11.6	12.6	16.8	15.2	19.2	19.6	25.2	19.5
18	10.8	12.2	20.6	22.4	26.6	17.2	28.0	18.6
19	12.8	12.0	12.2	14.0	14.8	30.4	27.4	14.8
20	11.0	11.8	19.4	15.8	17.9	21.2	18.8	16.8
21	10.8	11.9	14.2	13.9	20.2	21.4	22.0	18.4
22	10.0	10.7	11.6	18.0	17.8	20.4	22.0	23.0
23	10.6	10.6	10.4	10.8	15.1	17.0	17.2	16.0
24	8.0	7.6	8.0	8.6	9.8	9.6	13.6	13.2
25	10.2	10.4	11.0	12.0	13.0	13.8	14.6	15.6
26	10.6	10.6	12.1	13.0	17.0	17.0	17.2	20.7
27	10.6	10.6	12.6	15.6	16.6	18.4	20.2	22.8
28	11.4	12.0	16.0	17.0	17.0	17.2	18.2	19.1
29	11.2	11.5	16.0	17.4	19.0	20.2	22.6	23.0
30	9.0	10.6	13.4	14.3	20.3	25.4	22.4	23.0
31	8.7	8.1	7.9	8.5	9.6	13.3	17.6	17.2
平均 Mean	10.0	11.1	14.3	16.1	18.6	19.3	20.8	20.7

十月逐日地面溫度(°C)

Day, in the Month of October, 1939. (°C)

14	15	16	17	18	19	20	21	平均 Mean
14.6	14.0	14.4	11.8	10.2	9.2	8.6	7.5	11.5
23.4	20.8	17.4	15.6	13.2	12.0	11.4	10.5	16.1
26.2	20.5	19.9	16.2	14.1	13.5	13.0	12.4	18.4
19.7	15.5	16.2	15.0	14.8	13.4	12.5	12.0	15.7
18.8	18.6	17.4	17.0	15.0	14.4	14.0	13.5	16.5
23.2	16.0	15.0	17.2	14.6	15.0	13.6	13.4	17.2
30.0	21.0	11.8	12.4	12.1	12.0	12.0	11.5	16.4
14.5	14.0	15.6	12.8	12.2	11.0	11.0	11.0	12.4
23.1	23.5	17.5	13.8	12.3	11.8	11.5	11.0	16.1
26.6	26.6	19.0	14.8	13.4	12.6	11.8	11.5	17.3
27.3	24.2	19.5	17.0	14.7	14.0	13.3	13.0	18.8
25.3	24.4	19.0	15.5	14.1	13.1	11.4	12.3	18.2
24.0	20.0	19.0	15.9	14.8	14.1	13.5	13.0	18.3
19.0	19.0	21.2	15.8	14.8	14.4	13.8	13.4	16.4
23.0	27.0	18.0	18.6	14.8	14.6	14.5	14.3	18.1
25.4	25.1	21.6	17.8	15.0	14.7	14.3	14.6	18.2
24.2	23.6	19.8	18.0	15.4	14.8	14.4	13.8	17.7
17.0	26.2	22.6	18.6	14.5	13.9	13.0	12.5	19.0
25.2	21.8	19.5	16.4	14.6	13.4	13.0	12.0	17.1
23.4	22.5	19.5	17.4	14.7	14.3	13.6	13.4	17.1
21.3	19.2	18.0	16.0	14.0	13.2	12.4	12.5	16.2
22.3	21.2	15.6	15.7	14.3	14.2	13.2	13.2	16.7
17.2	13.2	14.2	12.0	16.7	10.4	16.0	9.5	13.2
13.4	15.7	12.5	11.3	11.0	11.0	10.8	10.0	10.9
17.4	15.4	14.7	13.8	12.5	11.0	11.4	11.3	13.1
18.0	18.6	18.2	16.8	14.2	13.6	12.7	12.4	15.2
19.5	19.0	18.7	16.4	14.0	13.4	12.8	12.0	15.9
19.0	17.1	18.7	15.2	14.0	13.4	13.0	12.7	15.5
24.0	20.4	18.0	16.8	14.2	13.8	13.2	13.0	17.1
22.8	21.8	18.2	16.5	14.2	13.0	12.9	12.2	16.8
13.8	17.4	13.4	11.8	9.0	9.2	9.3	10.4	11.9
21.3	20.3	17.4	15.5	13.3	13.0	12.6	12.2	16.1

中華民國二十八年十月逐日地內溫度 (°C)

Earth Temperature of every Day by the Month of October, 1939, (°C)

逐日 日期 Date	0 cm	5 cm	10cm	20cm	25cm	50cm	75cm	100cm
1	12.6	10.9	11.9	12.6	14.1	15.0	16.1	16.3
2	16.6	13.2	13.8	12.5	14.1	14.9	15.9	16.6
3	17.9	14.3	14.0	13.5	14.3	14.9	15.8	16.6
4	15.6	14.2	14.2	14.2	14.7	15.0	15.7	16.3
5	15.9	14.7	14.5	14.4	15.0	15.1	15.7	16.3
6	18.5	15.5	15.1	14.6	15.1	15.3	15.7	16.2
7	18.1	15.0	15.5	15.2	15.4	15.4	15.7	16.2
8	14.6	14.3	14.7	15.2	15.5	15.6	15.7	16.1
9	15.7	15.0	14.9	14.8	15.5	15.6	15.8	16.1
10	16.9	14.4	14.6	14.8	15.1	15.6	15.8	16.1
11	17.4	14.5	14.6	14.8	15.5	15.6	15.8	16.2
12	17.4	15.1	15.2	15.2	15.6	15.7	15.9	16.1
13	17.3	15.0	15.1	15.4	15.7	15.7	15.3	16.0
14	15.5	14.5	14.6	15.1	15.8	15.8	14.9	16.0
15	18.0	15.2	15.2	15.0	15.8	15.8	15.9	16.1
16	15.9	14.9	15.1	15.4	15.9	15.9	15.9	16.1
17	17.7	14.9	15.0	15.3	15.0	15.2	16.0	16.0
18	13.5	15.3	15.4	15.4	15.0	15.0	16.1	16.1
19	17.6	15.5	15.8	15.6	16.1	16.0	16.0	16.1
20	15.7	15.1	14.8	15.5	16.1	16.1	16.0	16.0
21	16.1	14.3	14.6	15.3	16.1	16.1	16.1	16.0
22	15.9	13.9	14.5	15.2	16.0	16.1	16.1	16.1
23	16.4	13.8	14.1	15.1	16.0	16.1	16.1	16.1
24	11.6	12.3	13.2	14.6	15.3	16.0	16.1	16.1
25	13.8	13.3	13.5	14.2	15.6	15.9	16.1	16.1
26	14.2	13.6	13.7	14.1	15.4	15.3	15.0	16.1
27	15.7	13.6	13.8	14.3	15.4	15.7	15.9	16.1
28	14.9	13.7	14.0	14.5	15.4	15.6	15.9	16.0
29	15.8	13.9	14.1	14.5	15.4	15.6	15.8	16.0
30	15.4	13.8	13.9	14.6	15.9	15.6	15.8	16.0
31	14.3	13.0	13.6	14.5	15.4	15.6	15.8	16.0
平均 Mean	16.0	14.2	14.4	14.7	15.5	15.6	15.9	16.1

中華民國二十八年十月逐日雲量 (0-10)

Cloud Amount of every Day, in the Month of October, 1939. (0-10)

時日 (日)	6	7	8	9	10	11	12	13	14	15	16	17	日平均 (Mean)
1	10.0	10.0	10.0	10.0	10.0	10.0	10.0	10.0	10.0	10.0	9.8	10.0	10.0
2	4.0	4.5	3.0	7.0	7.0	7.5	7.5	8.5	9.0	9.0	10.0	10.0	5.8
3	3.5	8.5	8.0	7.0	4.0	3.0	3.0	5.0	8.0	10.0	10.0	10.0	6.7
4	10.0	10.0	10.0	10.0	10.0	10.0	10.0	10.0	10.0	10.0	10.0	10.0	10.0
5	10.0	9.0	8.0	10.0	7.0	10.0	9.9	8.5	8.0	7.0	9.5	7.5	8.2
6	10.0	10.0	10.0	9.0	10.0	10.0	10.0	10.0	10.0	10.0	10.0	10.0	10.0
7	10.0	10.0	10.0	10.0	10.0	10.0	10.0	10.0	10.0	10.0	10.0	10.0	10.0
8	10.0	10.0	10.0	10.0	10.0	10.0	10.0	10.0	10.0	10.0	10.0	10.0	10.0
9	10.0	10.0	10.0	10.0	10.0	10.0	10.0	10.0	10.0	10.0	10.0	10.0	10.0
10	7.0	2.0	1.0	2.5	6.5	4.0	0.1	0.1	0.1	0.2	0.1	0.1	5.5
11	0.5	0.0	0.0	0.0	0.0	0.2	0.2	0.5	1.0	3.5	2.0	3.0	0.9
12	0.5	0.0	0.0	0.0	0.0	0.3	0.0	0.0	0.0	0.0	0.0	0.0	0.0
13	0.2	0.3	1.0	3.0	0.5	0.5	1.0	1.5	4.0	4.0	3.5	4.0	2.1
14	1.0	6.0	7.5	9.5	10.0	8.5	7.0	5.0	6.5	7.0	7.4	7.0	8.1
15	0.5	1.8	7.0	9.0	4.0	0.5	2.5	4.5	3.0	3.0	2.0	3.0	3.6
16	10.0	10.0	10.0	10.0	10.0	10.0	10.0	10.0	10.0	10.0	10.0	10.0	10.0
17	10.0	10.0	10.0	10.0	10.0	10.0	10.0	10.0	10.0	10.0	10.0	10.0	10.0
18	0.5	0.5	0.2	1.0	3.5	2.5	3.0	3.5	4.0	3.0	3.0	3.0	2.4
19	10.0	10.0	10.0	10.0	10.0	10.0	10.0	10.0	10.0	10.0	10.0	10.0	10.0
20	10.0	9.5	9.5	7.0	8.0	8.0	7.0	8.0	4.0	4.0	3.0	0.0	6.5
21	10.0	9.0	4.0	9.0	8.0	8.5	7.0	9.0	6.0	7.0	4.0	2.0	7.0
22	10.0	10.0	10.0	10.0	10.0	10.0	10.0	10.0	10.0	10.0	10.0	10.0	10.0
23	10.0	10.0	10.0	10.0	10.0	10.0	10.0	10.0	10.0	10.0	10.0	10.0	10.0
24	10.0	10.0	10.0	10.0	10.0	10.0	10.0	10.0	10.0	10.0	10.0	10.0	10.0
25	10.0	10.0	10.0	10.0	10.0	10.0	10.0	10.0	10.0	10.0	10.0	10.0	10.0
26	10.0	10.0	10.0	10.0	10.0	10.0	10.0	10.0	10.0	10.0	10.0	10.0	10.0
27	10.0	10.0	10.0	10.0	10.0	10.0	10.0	10.0	10.0	10.0	10.0	10.0	10.0
28	10.0	10.0	10.0	10.0	10.0	10.0	10.0	10.0	10.0	10.0	10.0	10.0	10.0
29	10.0	10.0	10.0	10.0	10.0	10.0	10.0	10.0	10.0	10.0	10.0	10.0	10.0
30	10.0	10.0	10.0	10.0	10.0	10.0	10.0	10.0	10.0	10.0	10.0	10.0	10.0
平均 Mean	5.4	6.2	6.7	7.5	7.1	6.6	6.8	6.8	6.5	6.7	6.0	6.8	6.6

中華民國二十八年十月

Table 1. Absolute Humidity at every Hour of Day.

時分 Hr.	1	2	3	4	5	6	7	8	9	10	11	中午 Noon
1	—	—	—	—	—	6.42	6.77	7.02	7.36	7.43	7.53	7.80
2	7.05	6.67	6.72	6.70	6.52	6.66	7.97	8.12	8.26	8.26	7.27	6.94
3	6.81	6.63	6.39	6.36	6.21	6.59	7.74	7.40	8.87	9.00	8.20	8.37
4	8.11	8.05	7.90	7.95	8.03	7.90	8.51	8.90	9.77	9.42	9.91	10.38
5	10.55	10.18	10.56	10.56	10.51	10.31	10.58	10.07	11.07	11.21	10.33	9.95
6	10.51	10.62	10.48	10.50	10.34	10.21	9.59	9.94	9.19	10.08	10.09	10.31
7	10.70	10.32	10.91	10.70	10.31	10.34	10.80	11.20	11.30	11.31	11.45	11.13
8	—	—	—	—	—	—	9.21	9.11	9.13	9.34	9.54	9.31
9	8.78	8.44	8.38	8.26	8.21	8.30	8.38	8.42	7.69	7.91	7.62	7.36
10	—	—	—	—	—	7.49	7.86	8.09	8.36	7.85	6.75	6.43
11	—	—	—	—	—	6.04	6.77	7.09	7.22	7.74	8.24	8.03
12	8.11	7.35	7.71	7.35	7.53	7.84	8.20	8.57	8.74	8.49	9.10	8.75
13	8.11	7.33	7.77	7.53	7.37	7.55	8.03	9.14	9.04	9.14	8.99	8.83
14	8.67	8.79	8.84	8.88	8.80	9.08	9.36	10.51	10.77	10.25	9.85	9.77
15	9.03	8.36	9.02	9.13	9.03	9.08	9.36	10.19	10.17	10.59	10.47	10.16
16	9.47	9.47	9.54	9.54	9.09	9.34	9.34	10.48	10.77	10.99	11.53	11.05
17	8.99	9.04	9.37	9.38	9.03	9.30	10.29	10.60	10.67	10.55	10.18	9.60
18	9.23	9.16	9.18	9.23	9.27	9.33	9.78	10.33	10.64	10.66	11.02	11.32
19	10.26	10.63	10.14	10.08	10.11	10.01	10.01	10.43	10.71	11.33	11.33	10.51
20	10.02	9.32	9.73	9.70	9.79	9.31	9.70	9.31	9.38	9.35	8.65	8.47
21	—	—	—	—	—	9.44	9.53	9.66	9.80	10.10	9.53	8.41
22	8.70	8.33	8.78	8.82	8.80	9.05	9.36	9.35	10.20	9.37	9.67	10.05
23	9.21	9.16	9.21	9.01	9.40	9.58	9.53	9.61	9.41	9.77	9.91	8.78
24	7.71	7.62	6.43	7.61	7.45	7.36	7.69	7.48	7.58	7.32	8.05	8.36
25	9.10	9.19	9.33	9.37	9.07	9.31	9.30	9.59	9.84	9.54	9.73	10.05
26	9.35	9.31	9.79	9.68	9.40	9.69	9.59	9.58	10.10	9.92	9.55	9.39
27	9.45	9.61	9.63	9.55	9.39	9.43	9.40	9.77	9.90	9.34	9.07	9.36
28	9.25	9.55	10.00	10.00	10.01	10.01	10.17	10.86	10.39	9.95	9.55	9.38
29	9.54	9.54	9.62	9.74	9.77	9.51	9.88	9.97	9.31	8.13	6.41	7.25
30	8.56	8.37	8.44	8.74	8.10	8.85	9.61	10.02	9.35	10.20	10.29	6.38
31	7.33	8.08	8.81	8.40	8.63	8.29	7.35	7.52	7.43	7.36	7.64	7.97
平均 Mean	8.03	8.32	8.57	8.97	8.97	8.68	9.07	9.33	9.47	9.48	9.21	9.06

月 逐 日 各 時 絕 對 濕 度 (m.m.)

in the Month of October, 1939. (m.m.)

13	14	15	16	17	18	19	20	21	22	23	平夜 Min.	平均 Mean
8.16	8.01	7.98	7.93	7.73	7.75	7.63	7.09	7.18	7.00	7.04	6.99	7.42
6.64	7.09	7.43	7.67	7.71	7.17	7.53	8.24	8.04	7.49	7.33	6.98	7.33
8.78	8.69	9.69	9.37	9.69	8.43	9.47	9.13	8.14	8.12	7.89	8.07	7.97
10.55	11.29	10.80	10.92	10.89	10.77	10.45	10.71	10.73	10.80	10.77	10.73	9.78
10.15	9.62	9.84	10.22	10.30	10.28	10.73	10.24	10.26	10.49	10.57	10.72	10.46
10.68	10.81	11.23	12.23	10.76	10.51	10.93	10.69	10.66	10.70	10.81	10.73	10.54
11.39	11.45	12.23	9.93	10.69	10.21	10.24	10.20	10.70	---	---	---	10.99
9.53	9.63	9.61	9.73	9.55	9.40	9.20	9.61	9.62	9.56	9.24	8.73	9.41
7.93	7.03	7.67	7.46	7.44	7.62	6.97	6.94	7.67	---	---	---	7.86
6.89	6.86	6.86	7.03	6.81	6.17	6.37	7.10	7.19	---	---	---	7.12
8.21	8.14	8.58	8.52	8.65	8.35	7.95	9.15	8.15	8.79	8.41	8.34	8.09
9.01	8.10	8.51	8.59	7.81	7.93	8.40	8.11	7.59	8.01	7.89	8.02	8.17
8.79	9.23	7.02	9.03	9.21	8.97	8.45	8.53	8.33	8.49	8.68	8.51	8.53
10.00	9.57	9.20	9.68	9.69	9.41	9.23	9.12	8.93	9.06	8.83	9.00	9.36
10.33	9.65	9.11	8.95	9.23	9.61	9.02	9.20	9.44	9.44	9.56	9.78	9.55
11.05	10.24	9.03	8.59	3.79	8.57	8.44	8.72	8.66	9.61	8.59	9.04	9.66
8.92	9.41	9.51	9.34	9.20	8.96	8.37	9.03	9.23	9.37	9.20	9.25	9.59
9.92	9.63	8.14	8.33	8.57	9.01	9.69	9.81	9.94	9.21	10.10	10.24	9.72
11.97	9.82	10.44	10.27	10.41	9.85	10.03	9.94	9.73	9.58	9.70	10.21	10.21
7.73	7.63	7.79	7.82	7.92	7.67	7.53	7.45	7.91	---	---	---	8.77
7.31	7.82	7.22	7.55	8.17	8.32	9.12	9.68	8.63	8.58	8.71	8.72	8.74
7.73	7.42	7.31	7.20	7.32	7.99	7.94	7.95	8.19	8.37	9.22	9.18	8.59
8.23	8.74	8.57	8.53	3.55	8.50	8.13	8.20	8.97	8.21	7.53	7.85	8.59
8.31	8.44	8.39	8.30	3.77	9.02	9.00	9.00	8.93	8.93	9.02	9.02	8.39
9.92	10.21	9.67	9.93	10.01	10.02	9.84	9.84	9.97	9.37	9.74	9.85	9.72
9.89	8.67	9.07	9.10	8.33	9.61	9.31	9.59	9.33	9.21	9.27	9.27	9.43
8.79	9.09	8.70	9.24	8.90	9.03	8.24	9.03	9.67	9.19	9.31	9.33	9.26
9.52	9.85	9.62	9.59	10.00	9.74	9.33	9.39	9.63	9.23	9.33	9.39	9.73
6.50	6.60	6.30	7.20	7.13	7.34	7.83	7.95	8.04	8.27	8.63	8.52	8.59
6.34	7.03	8.03	7.17	7.53	7.77	7.52	7.44	7.19	7.23	7.37	7.65	8.17
8.15	8.29	8.17	8.33	8.79	8.31	8.57	8.31	9.03	9.11	9.34	9.42	8.73
8.96	8.87	8.85	8.87	8.30	8.79	8.76	8.83	8.86	8.97	9.09	8.99	8.96

中華民國二十八年十月

Relative Humidity at every Hour of Day:

時日 H.D.	1	2	3	4	5	6	7	8	9	10	11	中午 Noon.
1	—	—	—	—	—	90.3	95.2	92.0	83.7	83.8	80.1	78.7
2	90.6	89.6	89.5	90.4	89.3	95.1	97.1	78.2	77.5	71.1	61.6	56.7
3	86.2	85.1	87.1	85.8	85.5	78.1	71.2	65.3	71.1	66.3	59.0	61.8
4	74.1	74.1	65.2	73.1	74.8	72.2	76.2	75.8	89.1	71.6	79.0	80.1
5	95.1	97.0	99.0	99.0	97.9	97.9	93.0	92.3	83.6	79.1	73.1	63.9
6	98.2	95.2	91.7	96.0	97.1	99.0	100.0	97.0	81.3	80.7	76.8	74.3
7	92.3	93.2	95.2	91.2	97.1	93.0	98.1	95.2	91.6	81.5	74.9	74.5
8	—	—	—	—	—	100.0	93.9	97.0	93.3	91.8	82.7	90.0
9	91.6	90.5	90.4	97.4	90.3	91.3	90.4	83.4	63.9	67.7	55.1	58.1
10	—	—	—	—	—	90.0	81.2	74.9	72.0	61.6	61.7	47.6
11	—	—	—	—	—	69.2	67.1	63.5	61.8	53.2	63.6	55.9
12	83.1	81.2	83.2	80.9	86.9	83.0	80.0	76.2	72.4	63.2	63.8	64.2
13	83.1	82.3	83.3	83.9	87.9	90.1	91.3	82.4	77.1	65.6	63.5	60.6
14	89.1	84.1	86.8	89.6	91.6	91.7	93.8	89.1	92.6	82.4	77.5	63.0
15	80.8	82.4	85.2	83.0	89.8	89.8	90.1	85.0	81.6	72.8	69.5	60.0
16	79.4	79.1	82.7	85.5	89.1	91.1	91.1	83.5	85.5	84.1	79.3	74.9
17	79.0	81.5	85.3	83.0	90.0	91.5	94.1	91.3	89.5	77.2	71.8	65.9
18	81.4	81.4	86.1	88.9	89.9	89.5	83.2	85.0	79.5	71.5	81.3	89.0
19	95.0	91.0	87.0	97.1	93.1	97.5	99.0	97.0	97.0	93.1	79.9	71.4
20	91.0	91.0	91.9	95.0	95.0	97.0	95.9	91.1	86.5	73.1	69.2	63.4
21	—	—	—	—	—	93.3	91.9	91.8	92.2	81.5	67.3	52.7
22	92.6	94.7	91.7	95.8	96.8	94.6	94.9	93.0	91.5	70.2	62.7	50.1
23	86.9	83.8	91.7	97.0	91.9	93.9	100.0	97.3	97.2	97.9	81.4	77.9
24	93.2	95.1	94.2	95.5	96.5	95.3	93.7	87.5	95.5	93.7	98.7	81.3
25	96.8	97.8	93.9	100.0	100.0	100.0	98.9	100.0	99.0	97.0	88.2	87.4
26	100.0	99.0	100.0	99.0	99.0	100.0	100.0	99.0	95.0	80.6	71.7	63.1
27	93.8	97.0	97.0	97.0	95.9	99.1	99.0	94.0	81.3	72.6	66.5	61.2
28	85.2	91.3	95.1	95.1	97.1	93.0	93.0	87.7	81.1	74.4	71.9	65.5
29	91.9	91.9	93.0	97.0	97.9	99.0	99.0	92.9	77.6	61.9	44.9	46.0
30	81.9	65.6	93.6	92.7	90.3	97.8	97.0	91.6	93.8	80.8	72.6	44.9
31	75.4	78.1	82.3	92.1	92.9	93.9	93.9	83.7	97.5	95.3	86.9	81.8
平均 Mean	87.7	84.8	90.1	91.9	93.9	93.4	92.4	89.1	85.2	77.8	71.5	67.6

月逐日各時相對濕度 ()

in the Month of October, 1929. ()

13	14	15	16	17	18	19	20	21	22	23	子夜 Midn.	平均 Mean
79.1	79.0	77.0	76.3	79.5	84.2	83.9	87.9	83.6	86.1	87.6	87.5	84.3
63.2	64.7	57.7	60.6	62.6	63.0	67.9	80.2	80.5	87.9	97.1	84.4	75.9
63.5	58.1	63.3	67.4	59.8	65.3	76.6	79.2	61.3	69.5	63.1	73.2	76.7
74.9	80.6	84.4	85.1	86.3	88.6	94.7	100.5	94.3	88.1	97.1	96.1	81.9
67.2	62.9	63.5	63.5	61.9	76.7	89.0	86.1	87.5	87.3	92.2	91.2	84.9
68.9	65.5	76.2	94.4	69.6	78.6	77.8	88.6	85.0	86.9	89.6	92.3	87.3
71.2	74.9	79.8	91.8	89.1	97.1	98.2	100.0	99.1	—	—	—	89.3
91.9	84.2	87.2	89.8	89.6	94.0	91.7	95.9	95.0	93.9	91.7	89.6	91.3
57.4	57.1	54.1	54.3	53.1	65.2	64.1	65.5	81.1	—	—	—	73.3
45.0	46.9	46.9	47.7	51.4	43.9	52.1	59.6	62.4	—	—	—	59.0
55.1	54.4	55.8	55.7	53.8	61.9	59.9	74.3	61.8	74.7	77.1	80.9	61.5
61.2	51.7	54.5	54.9	55.5	59.9	66.9	65.9	62.8	73.3	77.5	81.5	70.5
55.4	55.0	56.8	55.4	67.8	70.1	63.6	70.5	72.7	74.6	77.9	77.3	72.6
64.5	62.9	68.2	56.2	61.1	72.6	61.1	76.0	75.3	77.0	77.5	79.1	77.5
65.0	63.2	50.0	54.3	63.6	62.2	67.3	71.8	71.7	74.7	77.2	80.6	73.2
73.2	58.1	48.1	50.8	54.0	62.8	61.3	68.2	82.4	71.7	74.9	77.4	74.3
57.2	52.8	58.9	64.6	55.3	63.7	69.9	72.3	75.3	76.8	80.8	83.4	74.9
59.0	55.5	45.6	44.6	51.6	70.8	77.2	82.3	81.3	87.3	91.1	93.1	76.3
83.8	64.2	70.6	62.3	67.3	75.0	83.1	85.6	83.2	88.1	91.9	97.1	86.6
64.9	46.1	47.2	46.1	49.9	61.0	60.3	92.1	67.7	—	—	—	73.3
54.9	49.2	48.5	45.7	54.4	67.6	79.1	82.4	84.8	86.6	91.6	91.8	71.6
47.7	46.1	45.5	44.8	64.4	63.7	61.9	67.1	71.9	81.4	81.4	83.3	70.7
71.1	73.8	76.2	81.1	85.7	94.4	89.2	91.3	95.4	93.4	91.5	91.5	89.6
89.4	87.5	83.9	85.0	97.0	91.6	92.6	92.6	93.6	93.6	91.7	91.7	89.6
81.6	76.9	78.1	81.1	84.3	94.0	91.9	92.9	96.0	97.9	97.0	100.0	93.1
63.1	58.2	59.3	58.7	59.6	73.3	77.6	80.1	84.4	86.2	87.9	89.9	85.1
64.0	56.5	55.3	58.0	62.0	72.9	75.8	78.4	80.7	80.0	81.1	83.5	79.2
53.8	61.4	65.3	74.4	77.1	78.7	77.3	81.1	85.6	82.6	81.3	83.1	82.1
58.0	87.6	39.8	44.8	47.6	63.1	61.9	67.1	67.0	72.7	71.9	81.0	76.4
42.3	41.1	47.5	45.1	51.9	61.9	65.6	64.9	69.6	64.0	61.9	71.3	73.1
79.1	80.0	81.3	82.7	77.9	85.7	93.3	90.5	89.3	90.8	91.7	92.7	84.7
64.2	61.2	61.7	93.7	65.4	73.1	75.7	78.5	80.3	82.5	87.2	86.3	63.7

月逐日最多雲狀及雲向

in the Month of October, 1933.

12		13		14		15		16		17		日期 Date
狀 For.	向 Dir.	狀 For.	向 Dir.	狀 For.	向 Dir.	狀 For.	向 Dir.	狀 For.	向 Dir.	狀 For.	向 Dir.	
SK		SK	ENE	SK		AK	SW	SK		SK		1
C		AK		AK	W	SK	W	SK	NW	SK	NW	2
FK		FK		AK	WSW	AK	WSW	AK		AK	WSW	3
N		SK		SK	W	N	WNW	N	W	SK	WSW	4
SK	SW	K		K		K		SK	W	K		5
K	W	KN	W	SK	W	N		N		K		6
N	NW	S		N	NW	N	WNW	N		N		7
AK		AK	N	S	N	SK		SK		SK		8
SK		SK		SK		SK	N	AK		SK		9
FK		SK		SK		SK		FK		K		10
SK		SK		K		K		K		SK		11
FK		SK		K		K		FK		K		12
SK		K		K		K		K		K		13
FK	W	SK	W	SK	W	SK		K		K		14
SK		K	SW	K		K		K		K		15
SK	SW	SK	SW	K	SW	K	SW	K	SW	K	SW	16
K		K		K	SW	K		FK	SW	FK	WSW	17
K		K		K		K		K		K		18
K	W	K		K		K		FK	SW	SK		19
K	SW	K	WSW	K	WSW	K	WSW	SK	WSW	SK	WSW	20
K	WSW	K	WSW	K	WSW	K	WSW	K	WSW	K		21
SK		K		K		K		K		K		22
SK		SK	ENE	SK	NE	SK	NE	SK	NE	SK	NE	23
S		SK		S		S		S		S		24
S		SK	WSW	SK	WSW	SK	WSW	SK	WSW	SK		25
SK	WNW	K		K		FK	WNW	FK		FK		26
K	W	K	W	K	W	FK	W	FK	W	FK	W	27
SK	W	K		SK		SK		FK		FK		28
C		C		C		C		FK		FK		29
S	W	SK	W	SK	W	K		K		C		30
		SK		SK		SK		K		C		31

中華民國二十八年

Wind Direction and Wind Velocity of every

日期 HD.	6		7		8		9		10		11		12		13	
	向 Dir.	速 Vel.	向 Dir.	速 Vel.	向 Dir.	速 Vel.	向 Dir.	速 Vel.	向 Dir.	速 Vel.	向 Dir.	速 Vel.	向 Dir.	速 Vel.	向 Dir.	速 Vel.
1	N	15.0	ENE	9.4	ENE	7.4	ENE	8.1	ENE	11.7	ENE	10.9	ENE	9.8	NE	9.2
2	NE	8.6	NE	8.2	NE	8.0	E	7.3	E	8.9	V	10.6	NE	6.9	NE	6.5
3	NE	1.7	NNE	0.4	C	0.0	C	0.0	C	0.0	C	0.0	SE	6.2	E-SE	4.2
4	SW	2.2	C	0.0	SW	0.7	SW	1.1	SW	1.4	WSW	6.8	SW	9.7	SW	7.3
5	SSW	8.0	SSW	7.5	SW	5.1	SW	9.8	SW	11.0	SW	13.4	SW	11.0	WSW	11.2
6	NNW	7.3	E	7.7	E	9.2	E	9.7	ENE	8.9	ENE	8.4	S	0.7	SW	3.9
7	SW	6.3	SW	5.0	SSW	1.4	WSW	0.7	SW	8.5	W	4.1	W	8.6	SW	9.4
8	ENE	7.9	NE	12.0	ENE	9.3	ENE	9.9	ENE	10.2	ENE	10.4	ENE	9.3	ENE	12.0
9	NE	4.7	ENE	3.5	ENE	5.1	E-NE	3.4	ESE	10.3	NE	9.7	E	7.5	E	5.2
10	NE	7.6	NE	4.7	ENE	9.3	ENE	9.1	ENE	9.7	E	7.1	E	1.0	E	0.4
11	NE	4.8	ENE	6.7	ENE	6.1	E	7.9	ENE	6.8	ENE	3.2	ENE	3.9	ENE	4.7
12	ENE	7.6	ENE	7.3	E	9.7	E	8.1	E	5.3	NE	3.8	NE	3.4	E	5.0
13	S	7.8	SW	6.9	C	0.0	C	0.0	SE	1.0	SW	0.3	WSW	8.2	SW	4.5
14	SW	7.2	SW	8.3	SW	5.3	SSW	3.2	WSW	6.5	SW	9.4	SW	8.2	SW	9.8
15	SW	6.5	SW	2.8	SW	1.0	C	0.0	SW	1.0	C	0.0	WSW	0.5	C	0.0
16	SSE	6.2	E	7.6	S	5.7	SSW	4.0	SSW	0.4	C	0.0	SE	3.0	S	2.3
17	SSW	5.6	SW	5.4	C	0.0	SSW	6.1	SW	5.8	SW	5.0	SSW	8.3	SW	9.4
18	SSW	2.0	SSW	2.9	SSW	0.0	SSW	9.6	SW	5.5	ENE	9.2	E	4.0	NE	4.2
19	E	7.9	ENE	6.2	E	7.0	ENE	6.2	E	5.3	SE	6.0	SE	3.8	E	8.6
20	SSW	7.5	SW	8.3	SW	4.0	SW	8.3	SW	8.3	WSW	9.5	WSW	9.6	WSW	9.6
21	SW	9.6	SW	7.3	SW	9.1	SW	11.7	SW	7.3	SW	11.9	SW	10.2	WSW	13.1
22	SW	10.7	SW	8.9	SW	7.4	SSW	19.7	SW	10.9	SW	13.3	SW	10.9	SW	11.4
23	E	6.5	E	6.9	NE	7.0	ENE	9.8	NE	19.6	NE	8.6	ENE	11.8	SE	15.9
24	E	12.5	E	11.3	E	12.6	NE	11.1	E	9.9	SE	6.3	E	1.4	S	3.5
25	SW	7.4	SSW	4.1	SW	12.3	SSW	14.0	SSW	10.8	SSW	3.3	WSW	8.6	WSW	8.6
26	SW	12.6	SW	10.3	SSW	11.3	SW	8.5	SW	11.0	WSW	11.4	SW	15.0	W	12.3
27	SW	15.6	SW	11.1	SW	11.0	WSW	13.7	SW	13.2	SW	12.1	SW	12.5	SW	17.9
28	SW	10.8	SW	10.0	SW	6.0	WSW	3.4	W	9.0	SW	14.2	SW	13.7	SW	13.5
29	SW	11.1	SW	3.3	SW	9.7	WSW	7.4	W	8.7	SW	7.7	WSW	9.9	SW	9.9
30	SE	5.0	E	6.2	E	6.1	E	1.4	SW	1.4	W	4.9	WSW	10.1	SW	12.3
31	NE	7.9	NE	9.0	NE	11.3	ENE	11.0	E	8.3	E	9.4	E	9.7	E	6.3
平均 Mean		7.9		7.3		6.4		6.8		7.1		7.3		7.7		8.2

十月逐日風向及風速 (m/s)

Day, in the Month of October, 1939. (m/s)

	14		15		16		17		18		19		20		21		平均	
向	速	向	速	向	速	向	速	向	速	向	速	向	速	向	速	向	速	Mean
E	8.2	NE	8.4	ENE	8.4	ENE	8.6	ENE	9.1	ENE	8.1	ENE	11.7	NE	3.0	3.6		
NE	6.4	E	4.5	NE	5.5	NNE	3.2	N	3.7	N	3.6	NNE	5.6	NNE	2.8	6.2		
E	9.9	E	3.6	C	0.6	SW	0.9	SW	8.1	SW	8.1	SW	1.9	SW	2.0	2.6		
NW	3.8	SSW	3.1	SW	3.2	SW	6.6	SW	4.3	SW	3.7	SSW	4.6	SSW	7.6	4.0		
SW	9.0	WSW	12.5	SW	10.5	SW	11.1	SW	11.4	SW	14.1	SW	13.5	SW	14.4	11.0		
SW	6.0	SW	7.5	SW	7.8	WSW	6.0	SSW	3.1	SW	6.4	SW	4.4	SW	8.1	6.0		
SW	6.3	NE	3.6	SSW	4.3	WSW	3.9	NE	7.8	E	5.1	ENE	3.9	NE	8.2	6.8		
ENE	11.5	ENE	11.9	E	12.0	E	10.8	ENE	11.0	ENE	10.9	ENE	9.9	NE	9.6	10.4		
NE	1.7	ENE	4.2	NE	7.2	NE	7.3	NE	8.5	NE	8.2	NE	7.4	NE	4.9	7.0		
NE	0.7	C	0.0	ENE	1.3	ENE	6.9	E	7.9	E	4.6	E	2.9	E	2.9	4.8		
ENE	1.3	ENE	1.9	C	0.0	SSW	3.2	SSW	1.9	ESE	3.3	NNE	8.1	E	6.3	3.9		
ENE	5.7	E	3.3	ENE	5.1	E	6.5	E	3.4	EC	10.4	SE	9.4	SE	0.6	6.7		
WSW	6.9	SW	6.2	SSW	5.1	SW	7.3	SW	11.8	SW	9.3	SW	13.8	SW	11.8	6.4		
SW	7.0	SW	9.4	SW	6.3	SW	8.2	SW	11.4	SW	12.5	SW	11.1	SW	6.0	8.8		
SSW	6.6	S	8.2	SSW	9.9	SSW	6.5	SSW	5.3	SSW	7.7	SW	8.1	SW	5.4	4.4		
SW	7.0	SW	8.2	WSW	5.4	SW	5.7	SW	3.2	SSW	9.7	SW	9.4	SW	9.0	5.4		
SW	9.9	SW	9.0	SW	10.9	SW	9.3	SW	11.0	SW	8.7	SW	7.7	SW	9.3	7.0		
E	1.3	ENE	5.3	ENE	2.9	ESE	5.2	NNE	7.6	ENE	3.3	NE	7.0	NE	7.9	4.1		
SW	3.6	SSW	3.0	SSW	6.9	S	6.9	SSW	6.2	S	11.2	S	12.4	S	11.4	7.0		
SW	10.4	SW	12.1	WSW	9.8	WSW	8.1	SSW	10.9	SSW	10.5	SW	10.8	SSW	10.8	9.1		
SSW	10.1	SW	16.0	SW	11.7	SW	9.2	SSW	13.1	SW	13.3	SW	13.7	SW	11.6	11.2		
SSW	13.6	SW	9.8	SW	9.6	SW	8.6	SSW	10.4	SSW	11.8	SW	9.9	SSW	10.4	10.4		
E	12.3	E	11.1	E	11.2	ENE	9.8	E	10.9	E	10.0	E	11.1	E	11.8	16.3		
SSW	8.8	SW	7.1	S	6.5	S	9.1	E	8.3	S	7.8	S	6.6	E	0.0	7.8		
SW	7.0	SW	12.7	SW	8.8	SW	8.9	SSW	13.7	SSW	10.6	SSW	12.9	SW	11.3	10.0		
SW	15.0	SW	15.8	SW	12.8	SW	19.3	SW	18.1	SW	17.6	SW	13.9	SW	18.6	14.4		
SW	10.1	WSW	10.3	WSW	10.6	SW	11.3	SW	9.7	SW	10.0	SW	9.5	SW	17.6	12.3		
SSW	7.6	SW	14.1	WSW	10.7	SW	9.6	SW	6.8	SW	15.8	SW	17.7	SW	12.9	10.9		
SW	7.9	SW	18.9	SW	11.7	SW	10.9	SW	10.8	SW	9.7	SW	9.4	SSW	13.7	10.0		
SW	9.0	SW	11.7	SW	12.0	SW	12.3	SW	13.2	SW	10.3	SW	11.1	SW	11.1	8.7		
E	6.2	E	6.2	ENE	3.0	SSW	0.3	E	6.5	E	5.3	E	5.6	S	6.9	7.3		
7.2		8.2		7.5		7.3		9.0		9.4		9.4		9.5		7.9		

中華民國二十六年

Precipitation Amount at every Hour of Day.

日 D.	0-1	1-2	2-3	3-4	4-5	5-6	6-7	7-8	8-9	9-10	10-11	11-12
1												
2												
3												
4												
5	0.1										0.0	0.0
6	0.1										0.0	0.0
7											0.0	0.0
8	0.1										0.0	0.0
9											0.0	0.0
10											0.0	0.0
11											0.0	0.0
12											0.0	0.0
13											0.0	0.0
14											0.0	0.0
15											0.0	0.0
16											0.0	0.0
17											0.0	0.0
18											0.0	0.0
19											0.0	0.0
20											0.0	0.0
21											0.0	0.0
22											0.0	0.0
23											0.0	0.0
24											0.0	0.0
25											0.0	0.0
26											0.0	0.0
27											0.0	0.0
28											0.0	0.0
29											0.0	0.0
30											0.0	0.0
31											0.0	0.0
32											0.0	0.0
33											0.0	0.0
34											0.0	0.0
35											0.0	0.0
36											0.0	0.0
37											0.0	0.0
38											0.0	0.0
39											0.0	0.0
40											0.0	0.0
41											0.0	0.0
42											0.0	0.0
43											0.0	0.0
44											0.0	0.0
45											0.0	0.0
46											0.0	0.0
47											0.0	0.0
48											0.0	0.0
49											0.0	0.0
50											0.0	0.0
51											0.0	0.0
52											0.0	0.0
53											0.0	0.0
54											0.0	0.0
55											0.0	0.0
56											0.0	0.0
57											0.0	0.0
58											0.0	0.0
59											0.0	0.0
60											0.0	0.0
61											0.0	0.0
62											0.0	0.0
63											0.0	0.0
64											0.0	0.0
65											0.0	0.0
66											0.0	0.0
67											0.0	0.0
68											0.0	0.0
69											0.0	0.0
70											0.0	0.0
71											0.0	0.0
72											0.0	0.0
73											0.0	0.0
74											0.0	0.0
75											0.0	0.0
76											0.0	0.0
77											0.0	0.0
78											0.0	0.0
79											0.0	0.0
80											0.0	0.0
81											0.0	0.0
82											0.0	0.0
83											0.0	0.0
84											0.0	0.0
85											0.0	0.0
86											0.0	0.0
87											0.0	0.0
88											0.0	0.0
89											0.0	0.0
90											0.0	0.0
91											0.0	0.0
92											0.0	0.0
93											0.0	0.0
94											0.0	0.0
95											0.0	0.0
96											0.0	0.0
97											0.0	0.0
98											0.0	0.0
99											0.0	0.0
100											0.0	0.0
Total	0.1						0.7					

月 逐 日 各 時 降 水 量 (m.m.)

in the Month of October, 1939. (m.m.)

12-13	13-14	14-15	15-16	16-17	17-18	18-19	19-20	20-21	21-22	22-23	23-24	總計 Total
	0.2	T	0.2 17.7	1.6		0.3	T	0.1				0.2 0.2 19.3 0.5
0.3												0.3
			T									T 0.7
			T									T
0.3	0.2	T	17.9	1.6		0.3	T	0.1				21.2

中華民國二十八年十月

Daily Values of Meteorological Elements

日期 Date	氣壓 Pressure (mmHg)	溫度 Temperature (°C)				濕度 Humidity				曇 Amount of Cloud 0-10
		平均 Mean	最高 Max.	最低 Min.	範圍 range	表面 Bar.b Surface	露點 Dew Pt. Foggy	絕對 Absolute p. h.	相對 Relative	
1	77.83	8.9	13.0	6.6	7.4	11.5	5.5	7.92	24.3	10.0
2	78.82	11.2	16.5	5.9	19.6	16.1	5.6	7.33	75.9	6.8
3	78.37	13.1	18.5	6.1	12.5	13.4	6.3	7.97	70.7	6.7
4	76.71	13.9	17.8	11.1	6.1	15.7	10.3	8.78	81.9	10.0
5	74.57	11.7	18.8	11.0	8.2	16.5	11.5	10.45	84.2	8.2
6	74.81	11.6	21.5	10.3	10.3	17.2	10.2	10.51	85.8	6.8
7	76.67	11.1	19.7	12.2	7.5	15.4	12.0	10.99	83.8	8.8
8	77.50	11.7	13.7	9.5	4.2	12.1	9.9	9.47	91.8	10.1
9	77.64	12.3	17.7	9.2	8.5	16.1	10.6	7.81	72.4	8.1
10	76.10	11.5	18.7	7.9	16.8	17.3	7.2	7.11	53.0	1.5
11	75.98	14.9	19.9	8.2	11.7	13.3	7.5	9.02	63.5	6.8
12	73.09	13.7	19.9	8.7	11.2	13.2	8.2	8.17	75.5	0.9
13	75.95	13.9	21.1	8.6	11.5	18.5	8.3	8.53	73.6	2.1
14	74.29	14.3	20.2	10.0	10.2	16.4	9.8	9.76	77.8	6.1
15	71.17	15.5	21.4	10.9	10.5	13.1	10.8	9.55	73.9	3.6
16	75.48	15.1	21.2	11.5	9.7	18.2	9.8	9.05	74.9	4.9
17	76.10	15.1	20.8	11.1	9.4	17.7	10.2	9.50	77.9	6.8
18	76.63	15.1	21.0	11.0	10.0	19.0	10.6	9.72	76.8	2.4
19	77.06	13.9	19.0	10.9	8.1	17.1	11.0	10.21	85.6	7.1
20	76.95	11.9	19.9	10.9	9.0	17.1	10.6	8.77	72.8	6.5
21	77.12	14.1	19.6	10.2	8.8	16.2	10.2	8.71	74.6	7.0
22	76.69	13.5	20.1	9.2	11.2	16.7	9.3	8.09	76.7	5.5
23	78.14	11.0	14.0	8.5	5.5	13.2	8.5	8.21	29.6	9.1
24	78.21	9.1	13.5	6.7	6.8	10.9	6.8	8.59	92.6	10.0
25	76.57	11.9	16.7	9.5	7.2	13.1	9.6	9.72	93.1	10.0
26	75.36	13.5	13.3	10.6	7.8	15.2	10.3	8.43	82.1	8.6
27	75.16	13.9	19.3	10.0	9.9	15.9	10.2	9.26	79.2	6.9
28	75.13	14.0	13.5	10.0	8.5	13.5	10.0	9.73	82.1	7.9
29	75.70	14.5	22.5	10.5	10.0	17.1	10.7	8.93	70.4	6.5
30	75.24	13.8	21.3	8.5	11.8	16.8	7.7	8.17	71.1	5.3
31	77.86	10.2	13.2	6.8	6.1	11.9	7.0	8.29	87.7	5.4
總數或平均 T. or M.	76.12	13.4	18.5	9.1	9.1	16.1	9.2	8.16	77.7	6.5

逐日天氣情形要報

For the Month of October, 1933.

日期 Date	太陽輻射 Solar Radiation		風 Wind		降水 Precipitation		濕度 Humidity	蒸發 Evap.	其他 Miscellaneous
	B. bulb	W. bulb	Mean	Dir.	Am.	Dur.			
1.3	38.7	35.2	9.6	ENE	0.0	0.0	8.3	1.3	
3.3	41.4	32.2	6.3	NE	0.0	0.0	8.3	2.1	
4.4	35.1	31.6	3.5	W	0.0	0.0	8.1	3.0	
2.3	39.7	28.0	4.0	SW	0.2	0.0	7.4	1.7	
8.8	34.1	30.0	11.0	SW	0.0	0.0	8.3	2.5	
8.0	45.0	22.6	6.0	SW	0.2	0.0	9.5	1.8	
5.3	49.5	37.5	5.3	SSW	0.3	0.0	10.2	5.5	
0.0			10.4	ENE	0.5	1.8	6.1	3.2	
7.4	47.4	35.4	7.0	NE	0.0	0.0	8.3	3.2	
10.6	40.4	32.3	4.8	E	0.0	0.0	7.8	0.5	
11.0	41.1	32.3	4.3	ENE	0.0	0.0	7.9	3.6	
10.9	41.7	33.3	6.7	E	0.0	0.0	7.6	3.1	
19.5	43.5	31.4	6.4	SW	0.0	0.0	7.5	3.1	
16.1	43.7	35.3	3.8	SW	0.0	0.0	8.0	2.9	
9.6	46.2	39.0	4.1	SSW	0.0	0.0	7.9	—	
9.0	45.5	35.7	5.1	SSW	0.0	0.0	7.6	—	
9.8	46.3	37.5	7.3	SW	0.0	0.0	8.1	—	
19.7	44.7	34.3	4.1	NE	0.0	0.0	7.3	2.9	
8.3	48.6	35.9	7.1	S	0.3	0.5	5.9	1.8	
10.6	45.2	36.4	9.1	SW	0.0	0.0	8.3	3.3	
10.2	45.2	31.2	11.2	SW	0.0	0.0	8.2	4.4	
10.3	44.5	23.0	10.3	SW	0.0	0.0	7.1	3.5	
6.0	41.0	39.3	10.2	E	0.0	0.0	5.8	1.5	
0.6			7.3	S	0.0	0.0	6.3	0.7	
1.4	37.4	29.3	10.0	SSW	0.7	0.6	5.3	1.0	
10.6	43.6	32.9	14.4	SW	0.0	0.0	7.3	2.7	
8.7	44.6	31.0	12.3	SW	0.0	0.0	8.1	2.3	
7.4	43.3	35.0	10.9	SW	0.0	0.0	7.1	2.5	
10.5	43.0	34.0	10.0	SW	0.0	0.0	8.2	4.7	
9.4	42.7	33.4	8.7	SW	0.0	0.0	6.1	4.0	
6.3	40.6	29.0	7.3	E	0.0	0.0	5.4	1.3	
34.0	4267.2	3711.0	7.6	SW	31.2	0.47	6.73	63.2	

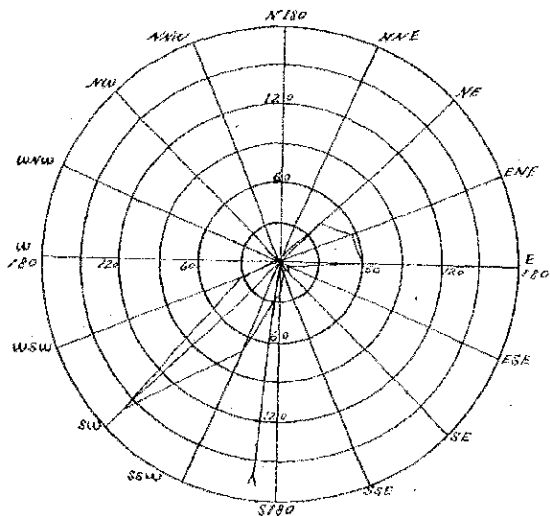
中華民國二十八年十月逐日能见度

Visibility of every day, in the Month of October, 1939 (0-9)

日	II.	6	7	8	9	10	11	12	13	14	15	16	17	平均 Mean
1		8	8	8	8	8	8	9	9	9	9	9	8	8.3
2		8	8	8	8	8	8	9	9	9	9	9	8	8.3
3		8	8	8	8	8	8	8	8	8	8	8	9	8.4
4		8	8	8	8	8	8	8	8	8	8	8	7	7.4
5		8	8	8	8	8	8	9	9	9	9	9	9	8.3
6		6	6	6	7	7	8	9	9	8	8	8	8	6.6
7		6	6	6	7	7	8	8	7	7	8	8	8	5.5
8		6	6	6	7	7	8	8	7	7	8	8	8	6.1
9		7	7	7	7	7	8	9	9	9	9	9	8	8.2
10		7	7	7	7	7	8	8	8	8	8	8	8	7.8
11		7	7	8	8	8	8	8	8	8	8	8	8	7.9
12		7	7	7	6	6	8	8	8	8	8	8	8	7.3
13		7	7	7	6	6	8	8	8	8	8	8	8	7.5
14		7	7	7	7	7	8	8	8	8	8	8	8	8.0
15		7	7	7	7	7	8	8	8	8	8	8	8	7.9
16		7	6	6	5	6	8	8	9	9	9	9	9	7.6
17		7	6	6	7	8	8	8	8	8	8	8	8	8.1
18		7	6	6	7	7	8	8	8	8	8	8	8	7.8
19		7	6	6	7	8	8	8	8	8	8	8	8	5.9
20		6	6	6	8	8	8	8	8	8	8	8	8	8.3
21		6	7	7	8	8	8	9	9	9	9	9	9	8.2
22		6	6	6	8	8	8	9	9	9	9	9	9	7.1
23		6	6	6	8	8	8	8	8	8	8	8	8	5.8
24		6	6	6	7	7	8	8	8	8	8	8	7	6.5
25		6	6	6	7	7	8	8	8	8	8	8	8	5.3
26		6	6	6	7	7	8	8	8	8	8	8	8	7.5
27		6	6	6	7	7	8	8	8	8	8	8	8	8.1
28		6	6	6	7	7	8	8	8	8	8	8	8	7.1
29		6	6	6	7	7	8	8	8	8	8	8	8	8.2
30		6	6	6	7	7	8	8	8	8	8	8	8	6.4
31		6	6	6	7	7	8	8	8	8	8	8	8	5.4
平均 Mean		4.1	5.3	6.6	6.5	7.5	7.9	8.2	8.5	8.5	8.5	8.2	8.3	7.8

中華民國二十八年十月份風向圖

Wind Rose for October, 1939.



風向次數

Frequency

合成風向

Resultant Direction

方向 Dir.	N	NNE	NE	E	ESE	SE	SSE	S	SSW	SW	WSW	W	WNW	NW	NNW	N	%
次數 Frequency	2	6	22	50	60	7	8	5	22	73	161	30	2	1	1	1	15
百分數 %	0.4	1.2	8.5	11.3	12.1	1.1	1.6	1.0	4.4	14.3	32.5	6.7	0.4	0.2	0.2	0.2	3.0

本刊已領得
內政部雜誌登記證
警字第七〇三六號

立 南 省 雲
昆 明 測 候 所

氣 象 月 報

第 四 卷 第 十 一 期

請 密 存

龔 自 知 題



中 華 民 國 二 十 八 年 十 一 月 份

MONTHLY METEOROLOGICAL BULLETIN

OF

METEOROLOGICAL STATION OF YUNNAN PROVINCE,

KUNMING.

November, 1939.

VOL. 4 NO. 11.

目	次	頁
Table of Contents		page
凡 例	Explanatory Remarks.	1
本月份天氣概況	A Summary of Weather Conditions, during the Month of November, 1939.	2
本月份氣象概要	Monthly Summary.	3
氣 壓	Barometric Pressure.	4-5
氣 溫	Air Temperature.	6-7
地面向溫	Earth Temperature on the surface.	8-9
地內溫	Earth Temperature.	10
雲 量	Cloud Amount.	11
絕對濕度	Absolute Humidity.	12-13
相對濕度	Relative Humidity.	14-15
雲狀與雲向	Cloud Forms and Direction.	16-17
風向及風速	Wind Direction and Velocity.	18-19
降 水 量	Precipitation.	20-21
逐日氣象平均要素	Daily Values of Meteorological Elements	22-23
能 見 度	Visibility.	24
各項氣象要素逐日變遷圖	March of Different Meteorological Elements.	25
風 向 圖	Wind Rose.	26

民國二十八年十一月朔明天氣概況：

（本報記者 王 得 稿）

本年雨季延長，本月中心，雨量即達50.9mm，均為全年月平均標準雨量41.2mm之三倍；若以全副降水量之關係，則今年全副之降水量，則為六倍有奇，洵屬多雨之年矣！

本月天氣，呈天日變，僅有晴天之天，而晴天之天數，則比往年則多一半，而季節係未定；氣溫全月平均10.6°C，較前十一月全副結果，大不相同，比前月，則高3.6°C，基本年氣溫比前年同月平均12.1°C，特高1.8°C，足見氣候溫和異常，致月內猶然見初霜！

月初，一至五日，連日晴天，二日十三時，SW風大38.8m/s；三日九時，氣壓變大19mm/s氣壓高至97.6mm。（宋哲元將軍）氣溫最低至6.4°C，是即最大陸性氣團已南下；西南沙地，連日有雨；四日，昆明亦降雨，十一時太陽出現，微有南風。

六日，濕霧晴天，氣溫低至10.5°C，測得初霜；十一至九日，陰天低雲；十日，氣壓低落，SW風，間隙雨；十一日，晨雨濕霧，午後轉晴；十三日，午前，風向仍SW；十四日，微霧陰雨，二十時風始轉E，由一三時間，驟多雨量10.7mm，一日共計61.7mm，十五日，微霧陰雨55.5mm，氣溫低至3.6°C，十六日，未降雨，風速SW，十時霧散晴開，而西南各地，天候未霽。

十七日至二十日，天氣陰陰，二十日十時時，氣壓極低僅1.21mm，二十一日十二時，SW風大17.8m/s，透見日月華；二十三、四日天晴；二十六日，氣壓為再度降，風向偏東，終日濕霧微雨；二十七日，風速SW，午前仍霧雨，十八時W風大，每時9mm。

二十八日，氣壓驟而驟昇，氣溫突低，十五時風向由SSW轉ENE，二十一時風速最大，每時9.1m，北京寒潮至矣！二十九日，氣溫回升，極低僅0.5°C，陰雨連綿；三十日九時，氣壓極高579.70mm，午前仍霧雨，午後風速SW，天即轉晴，形成冬季氣候也。

中華民國廿八年十一月氣象綱要

Monthly Summary for November, 1939.

氣壓 Air Pressure

極端最高	Extreme maximum	579.70m.m. 在 30日 9時 on 30th. 9h.
極端最低	Extreme minimum	571.21m.m. 在 20日 15時 on 20th. 15h.
平均	Mean	575.59m.m.

氣溫 Air Temperature

極端最高	Extreme maximum	19.5°C. 在 6日 on 6th.
極端最低	Extreme minimum	0.5°C. 在 29日 on 29th.
最高平均	Mean maximum	15.7°C.
最低平均	Mean minimum	7.0°C.
平均	Mean	10.6°C.

風 Wind

最大風速	Maximum velocity	19.4m/s 在 23日 31時 on 23th. 31h.
盛行風向	Recurrent direction	S29°59'59"W

降水量 Precipitation

雨量	Rainfall	129.9m.m.
一日最多雨量	Greatest in 24 hours	62.7m.m. 在 14日 on 14th.
一時最多雨量	Greatest in 1 hour	19.7m.m. 在 14日 21—22時 on 14th. 21—22h.

雜項 Miscellaneous Informations

晴天日數	Clear days	4
少雲日數	Partly cloudy days	12
陰天日數	Cloudy days	4
雨天日數	Rainy days	10
有濕霧日數	Days with wet fog	14
有霧日數	Days with fog	7
有霧日數	Days with mist	2
有低霧日數	Days with ground fog	14
有露日數	Days with dew	21
有大風日數	Days with gale	5
有月華日數	Days with solar corona	1
有月暈日數	Days with lunar halo	1
有月華日數	Days with lunar corona	2
有虹日數	Days with rainbow	1
有隕星日光日數	Days With bruckea. spectra.	2

1911年11月11日
 11-11-1911

Barometric Pressure at every Hour of Day.

時分	1	2	3	4	5	6	7	8	9	10	11	平均 Noon
1	76.88	76.78	76.58	76.54	76.47	76.56	76.03	77.41	77.62	77.33	76.87	76.05
2	76.16	76.16	75.05	75.06	76.14	76.16	76.33	76.36	76.83	76.81	76.6	76.34
3	77.25	77.27	77.27	77.5	77.72	78.28	78.72	78.95	79.50	79.58	79.57	78.72
4	78.08	77.91	77.67	77.58	77.50	77.86	78.12	78.76	79.13	79.28	79.71	78.09
5	77.57	77.26	77.14	77.05	77.02	77.16	77.88	77.93	78.03	79.94	77.44	76.74
6	76.06	74.98	74.79	74.76	74.73	74.79	75.13	75.81	76.05	76.04	75.15	74.81
7	73.83	73.10	73.97	72.98	73.21	73.63	74.80	74.75	75.22	76.40	74.91	74.31
8	74.84	74.37	74.35	74.33	74.31	74.79	76.42	75.91	75.24	76.23	75.63	75.06
9	76.82	76.32	76.33	76.31	76.34	76.65	77.06	77.41	77.4	77.3	77.21	76.57
10	76.25	76.18	76.01	74.63	74.66	74.61	74.85	76.18	75.43	76.11	74.59	75.07
11	73.69	73.62	73.65	73.58	73.61	74.14	74.55	75.22	75.49	75.54	75.35	74.62
12	75.95	75.94	75.93	75.93	76.02	76.54	77.02	77.31	77.78	77.83	77.81	76.93
13	76.88	76.42	76.37	76.32	76.38	76.61	76.90	77.27	77.68	77.62	77.42	76.91
14	76.83	76.39	76.30	76.31	76.33	76.41	76.65	77.18	77.4	77.54	77.23	76.53
15	76.06	75.87	75.98	76.29	76.29	76.60	76.51	76.79	77.27	77.45	77.05	76.89
16	76.19	76.09	75.86	76.51	76.83	76.91	76.30	76.76	77.16	77.10	76.30	76.31
17	76.63	76.65	76.64	76.45	76.44	76.71	77.19	77.86	77.31	77.81	77.9	76.85
18	75.91	75.80	75.50	75.51	75.37	75.83	76.76	76.11	76.33	76.39	76.22	76.57
19	74.98	74.76	74.31	74.08	74.01	74.91	74.83	74.30	74.76	74.74	74.24	73.65
20	73.67	72.92	72.65	73.52	72.43	72.54	72.54	73.23	73.69	73.48	73.01	71.62
21	72.61	72.66	72.67	72.64	72.60	72.90	73.32	73.91	74.28	74.16	73.75	72.99
22	73.47	73.41	73.37	73.38	73.38	73.51	74.06	74.45	74.85	75.03	74.81	74.06
23	74.83	74.81	74.13	74.76	74.56	74.67	74.31	75.28	76.78	75.80	75.83	74.13
24	74.97	74.81	74.82	74.70	74.48	74.66	74.89	75.25	74.74	74.72	75.29	74.55
25	74.13	74.08	74.07	74.26	74.25	74.91	75.31	75.92	76.41	75.59	76.34	75.63
26	76.23	76.21	76.21	76.21	76.20	76.81	77.41	77.89	78.21	78.52	78.32	77.76
27	77.47	77.23	77.09	77.10	77.12	77.23	77.52	77.83	78.21	78.01	77.56	76.94
28	74.61	74.87	73.91	73.81	73.75	74.23	74.49	75.07	75.42	75.73	75.54	75.11
29	78.40	78.31	78.91	78.95	77.96	77.98	78.21	78.63	79.01	79.70	78.93	77.73
30	78.12	78.36	78.30	78.21	78.23	78.33	78.63	79.21	79.70	79.87	79.80	79.67
平均 Mean	76.65	75.57	75.46	75.43	75.42	75.60	76.01	76.45	76.80	76.81	76.44	75.83

十一月逐日各時氣壓 (500m. m. +)

In the Month of November, 1939. (500m. m. +)

13	14	15	16	17	18	19	20	21	22	23	子夜 Midn.	平均 Mean
76.24	75.19	74.40	74.30	74.34	73.84	74.45	74.95	75.66	75.16	75.26	75.26	75.83
75.80	75.83	75.36	75.36	75.45	75.56	76.19	76.42	76.74	76.91	77.12	77.14	76.96
77.96	77.33	77.13	77.09	77.07	77.26	77.77	77.99	78.39	78.26	78.22	78.19	78.05
77.25	75.51	76.23	76.19	76.18	76.40	76.71	77.11	77.47	77.43	77.44	77.83	78.54
75.31	76.26	74.93	74.77	75.28	74.91	75.50	77.13	75.70	75.66	75.53	75.20	76.45
75.79	75.37	73.12	72.91	72.91	73.04	73.37	73.17	73.87	73.81	73.20	73.67	74.24
75.76	73.53	73.07	73.97	72.97	73.18	73.41	73.94	74.66	74.14	74.32	74.40	75.61
74.53	74.22	74.17	74.06	74.21	74.53	74.93	75.13	75.79	75.06	76.20	76.31	75.05
75.73	75.29	74.86	74.66	74.86	74.86	75.33	75.02	75.31	75.42	76.39	76.37	76.04
75.56	73.06	72.85	72.74	72.36	72.58	73.12	73.25	73.37	73.40	73.45	73.46	73.99
74.16	73.66	73.43	73.72	73.32	74.06	74.57	75.16	75.63	75.67	75.76	76.96	74.50
76.03	75.75	76.73	75.83	76.62	75.74	76.15	76.48	76.39	76.63	76.63	76.63	76.42
76.07	75.65	75.33	75.43	75.43	75.45	76.89	76.30	76.13	76.14	76.25	76.27	76.84
76.04	76.62	75.22	75.33	75.43	75.35	75.30	75.90	76.03	76.01	76.15	76.15	76.24
75.64	75.32	75.13	75.51	75.63	75.32	76.91	76.14	76.27	76.25	76.23	76.12	76.19
75.71	75.47	75.45	75.32	75.62	75.55	76.16	76.49	76.91	76.88	76.84	76.81	76.23
76.22	75.89	75.77	75.64	75.85	75.67	75.99	76.20	76.21	76.27	75.32	76.02	76.51
76.33	75.07	75.08	75.05	74.85	75.11	75.21	75.32	75.32	75.33	75.27	75.14	75.51
73.21	73.60	72.79	72.67	72.96	73.07	73.33	73.82	73.65	73.51	73.36	73.21	73.79
71.32	71.51	71.21	71.41	71.63	71.76	71.99	72.31	72.61	72.62	72.63	72.61	72.39
72.60	72.39	72.45	72.61	72.61	72.73	73.34	73.45	73.56	73.56	73.56	73.57	73.14
73.31	73.13	73.02	73.12	73.14	73.56	74.06	74.36	74.69	74.81	74.52	74.92	73.94
74.61	74.06	73.86	73.98	74.05	74.07	74.34	74.35	75.05	75.05	75.01	74.99	74.76
74.12	73.67	73.54	73.13	73.14	73.16	73.36	73.63	74.03	74.11	74.10	74.09	74.34
75.26	74.86	74.66	74.66	74.87	75.06	75.69	75.93	76.13	76.13	76.22	76.22	75.82
77.12	76.71	76.53	76.77	76.67	76.93	77.31	77.17	77.72	77.73	77.74	77.66	77.20
76.32	75.50	75.23	74.76	74.86	74.51	74.31	75.14	75.12	74.99	74.86	74.85	74.26
74.63	74.35	74.30	74.72	75.02	75.40	75.62	77.21	77.33	78.04	78.26	78.33	75.45
77.63	77.35	75.84	76.90	77.10	77.19	77.20	78.13	78.16	78.30	78.41	78.43	77.98
73.00	77.47	77.20	77.81	77.43	77.30	77.70	78.10	78.29	78.25	78.31	78.26	75.23
76.25	74.85	74.65	74.63	74.71	74.30	75.32	75.56	75.72	75.75	75.73	75.75	75.59

中華民國二十八年

Air Temperature at every Hour of Day

日 期	1	2	3	4	5	6	7	8	9	10	11	中午 Noon.
1	11.4	11.8	11.8	11.8	10.9	10.3	10.6	12.6	12.6	13.8	15.8	17.4
2	11.6	11.1	10.6	10.6	10.3	10.4	11.8	12.3	11.6	15.2	16.5	16.8
3	12.2	12.1	11.7	10.7	9.3	8.3	7.6	6.3	7.6	9.1	11.9	12.7
4	12.2	13.2	13.1	13.8	10.0	9.8	10.2	11.8	13.9	14.1	13.5	15.2
5	10.5	10.6	9.6	9.6	9.4	8.8	9.3	10.6	11.2	11.9	15.1	16.8
6	9.8	9.7	9.6	9.6	9.6	9.5	9.6	9.8	10.4	12.2	14.5	16.1
7	9.5	9.3	9.0	8.7	8.5	8.4	8.7	10.0	11.9	11.9	13.6	14.4
8	9.0	8.8	8.4	8.1	8.1	7.6	8.3	9.8	11.0	12.7	12.9	13.6
9	10.0	9.9	9.7	9.6	8.3	8.8	8.8	9.5	11.6	11.8	15.3	16.4
10	10.0	10.1	10.1	9.8	9.6	9.4	9.2	10.0	10.2	10.7	13.1	13.2
11	9.0	8.9	8.6	8.5	8.5	8.4	8.7	9.5	10.0	11.0	12.4	13.4
12	9.3	9.0	8.5	8.3	8.6	8.7	8.8	9.0	9.9	10.6	11.9	15.2
13	11.1	10.7	10.5	10.1	9.6	9.2	10.0	10.8	1.6	9.7	10.9	11.8
14	10.2	10.3	10.8	11.4	10.6	10.2	9.8	9.8	10.4	10.0	10.2	10.6
15	6.6	6.1	5.9	5.6	5.2	5.0	6.0	6.0	5.3	5.2	5.6	6.4
16	3.9	4.1	4.4	4.1	5.3	5.6	6.0	6.3	6.6	8.4	9.8	11.7
17	8.1	7.5	7.2	7.3	7.2	6.9	7.0	8.1	10.2	11.8	12.0	12.7
18	9.0	8.6	8.1	7.7	7.6	7.6	8.0	8.3	9.0	10.6	12.6	14.3
19	10.1	10.0	9.9	9.9	9.3	9.9	9.8	10.4	12.0	13.1	13.8	15.9
20	10.6	10.5	10.3	10.2	9.8	10.1	10.3	10.8	11.2	12.5	15.2	16.0
21	10.0	10.1	10.0	10.0	10.0	10.0	10.0	10.3	11.4	12.0	14.6	15.4
22	10.2	10.0	10.0	10.4	10.4	10.4	10.6	11.2	11.4	12.4	14.1	15.4
23	10.5	10.4	10.1	9.6	8.8	8.4	8.2	8.6	10.6	12.2	14.2	15.4
24	9.1	8.9	8.7	8.4	8.5	8.4	8.2	8.6	11.8	12.8	14.2	16.2
25	10.0	9.7	9.3	9.5	9.4	8.9	9.0	11.3	13.6	14.2	14.6	16.8
26	10.7	9.5	8.9	8.5	7.5	7.0	6.4	6.0	6.0	5.8	6.0	6.0
27	7.3	7.5	7.5	7.5	7.7	7.8	8.0	8.2	8.6	9.2	9.9	10.6
28	8.6	8.4	7.9	7.7	7.7	7.6	7.6	8.2	9.7	11.8	13.8	15.4
29	2.4	2.4	1.9	1.7	1.5	1.4	1.4	1.5	1.4	1.6	2.2	2.3
30	2.0	2.1	2.0	2.0	1.9	2.0	2.1	2.1	2.5	3.2	4.2	5.3
平均 Mean	9.3	8.9	8.7	8.5	8.3	8.2	8.4	8.9	9.9	11.0	12.2	13.3

十一月逐日各時氣溫 (°C)

in the Month of November, 1939. (°C)

13	14	15	16	17	18	19	20	21	22	23	午夜 Midn.	平均 Mean
17.4	18.8	18.8	17.6	17.4	18.2	13.6	13.1	12.8	12.1	12.3	12.0	13.7
18.0	17.8	16.6	17.8	16.9	13.6	13.4	12.9	12.4	11.7	11.9	12.1	13.6
18.2	13.6	14.8	14.4	12.2	11.0	19.7	10.4	10.2	10.4	10.1	10.2	10.9
16.3	17.4	18.0	17.8	16.2	13.2	12.8	11.8	11.4	10.9	10.7	10.4	12.7
17.7	17.8	17.5	17.8	15.9	13.9	12.6	12.0	11.2	10.6	10.1	10.2	12.6
17.6	18.1	18.9	18.2	16.0	13.4	12.6	12.0	11.1	10.5	10.2	9.8	12.5
15.5	18.2	18.4	18.1	16.2	13.3	12.4	12.0	11.5	10.8	10.4	9.9	12.1
14.3	15.8	15.3	18.1	16.6	12.8	12.1	11.7	10.9	10.4	10.3	10.1	11.5
16.3	15.6	16.6	15.0	14.7	12.0	11.4	11.0	10.8	10.5	10.0	10.0	11.9
12.0	12.6	14.5	13.1	10.6	10.6	10.0	9.8	9.8	9.7	9.5	9.2	10.7
16.1	16.6	17.4	16.8	14.2	12.6	12.6	11.4	11.2	10.6	9.9	9.8	11.6
16.9	17.9	17.4	17.0	14.8	12.6	12.2	11.8	11.2	11.1	10.6	10.6	11.8
11.4	13.5	13.0	12.5	11.9	11.6	11.1	10.6	10.4	9.8	10.4	10.3	10.9
10.2	10.2	10.1	10.1	9.9	9.2	9.3	8.8	7.8	7.7	7.5	7.0	9.6
6.1	6.0	4.6	3.6	3.7	4.0	4.2	3.9	3.7	3.6	3.6	3.7	4.9
12.6	12.8	13.0	13.2	11.6	9.7	9.0	8.8	8.9	9.0	8.5	8.1	8.4
12.2	13.6	13.4	12.7	12.2	11.0	10.4	10.1	9.8	9.7	9.2	9.2	10.0
13.8	13.7	12.8	12.1	11.4	10.8	10.5	10.2	10.0	10.0	10.1	10.2	10.3
15.0	14.6	15.7	14.6	14.0	12.4	12.2	11.8	11.2	11.0	10.7	10.5	12.0
15.5	16.1	15.2	15.8	14.0	12.6	12.0	11.6	10.8	10.8	10.5	10.1	12.2
16.3	17.2	17.4	15.3	14.2	12.7	12.2	12.0	11.4	11.3	10.9	10.8	12.4
14.3	13.2	13.0	13.6	13.1	11.9	11.6	11.2	10.8	10.8	10.4	10.5	11.7
16.3	17.4	17.4	16.6	15.0	12.4	11.7	10.8	10.0	10.1	9.4	9.3	11.3
16.3	17.4	17.5	16.8	15.2	13.2	12.0	11.1	10.8	10.6	10.0	9.6	11.9
16.9	18.6	18.2	17.2	14.8	13.1	12.2	11.8	11.8	11.9	11.7	11.6	12.7
-6.0	6.1	6.2	6.4	6.6	6.4	6.4	6.6	7.0	7.0	7.1	7.1	7.0
11.2	15.0	12.2	13.0	11.2	10.4	10.2	10.1	9.8	9.9	9.1	8.9	9.5
16.4	17.3	17.3	15.8	13.9	12.5	6.8	5.0	3.8	3.1	2.8	2.3	9.6
2.2	2.2	2.4	2.3	2.4	2.4	2.5	2.4	2.4	2.3	2.6	2.0	2.0
6.0	7.2	9.3	9.6	6.8	6.0	6.1	6.4	5.1	5.3	4.9	4.9	4.5
13.7	14.2	14.4	14.1	12.7	11.2	10.5	10.1	9.7	9.4	9.2	9.0	10.6

中華民國二十八年

Earth Temperature on the Surface of every

DEPTH M	6	7	8	9	10	11	12	13
1	16.0	10.6	14.4	14.2	16.4	20.2	22.6	24.0
2	9.8	16.8	13.4	16.6	18.2	20.5	23.6	21.6
3	8.7	8.3	7.5	9.2	12.0	19.2	19.9	21.0
4	10.2	10.0	18.4	23.9	18.6	16.3	23.2	25.0
5	8.8	8.8	13.9	13.7	19.2	21.2	24.0	22.0
6	9.1	10.0	10.2	12.4	16.4	20.5	21.9	22.0
7	8.0	8.7	12.2	21.0	15.4	21.7	24.4	24.0
8	7.6	7.7	14.6	18.2	21.0	19.0	24.3	25.1
9	6.8	7.4	9.7	18.6	23.6	24.3	24.3	23.7
10	9.2	8.1	10.2	10.5	10.9	15.5	15.2	18.3
11	7.6	9.4	10.2	11.5	14.6	16.2	17.5	20.5
12	7.6	8.7	9.7	14.5	12.2	16.6	21.2	21.7
13	8.6	8.9	11.3	12.0	11.3	12.3	14.5	17.0
14	10.2	9.9	10.5	10.5	10.4	11.2	12.4	11.5
15	5.1	10.0	5.4	5.9	6.0	5.2	6.3	6.0
16	5.5	6.2	7.4	8.4	12.2	14.0	17.0	16.0
17	3.4	7.5	9.4	15.5	15.4	16.6	14.6	13.2
18	7.6	7.5	8.8	9.9	13.0	15.2	12.5	15.0
19	9.9	7.8	10.2	13.6	15.2	14.8	18.7	13.2
20	10.1	9.9	11.4	11.7	14.5	18.4	18.0	16.9
21	10.1	10.2	10.8	13.2	16.4	18.2	18.2	19.8
22	10.2	10.1	11.9	12.2	13.2	16.5	18.5	15.6
23	8.0	10.6	10.2	13.2	15.0	19.1	20.6	21.6
24	7.3	7.4	12.0	13.9	15.3	17.2	19.7	20.1
25	7.9	8.9	16.0	19.0	21.4	20.3	22.2	22.2
		8.1						
26	7.1	6.8	6.4	6.6	6.4	6.8	6.8	7.0
27	8.0	8.4	8.8	9.9	10.0	11.0	11.8	12.0
28	7.7	8.4	8.6	11.8	16.3	15.6	18.3	19.4
29	1.8	7.9	1.9	2.0	2.4	2.1	3.0	3.0
30	2.2	2.5	2.6	3.4	5.0	8.1	11.2	14.1
平均 Mean	7.9	8.3	10.3	12.4	14.1	15.3	17.5	17.5

十一月逐日地面温度(°C)

Day, in the Month of November, 1939. (°C)

14	15	16	17	18	19	20	21	平均 Mean
23.8	20.5	17.3	15.6	13.6	13.4	12.3	12.4	16.1
21.0	17.0	13.1	15.4	13.0	13.0	12.5	12.3	15.9
19.6	21.4	11.8	12.0	10.7	9.9	10.0	10.2	12.3
27.0	25.3	18.3	14.0	12.6	12.6	11.9	10.5	17.2
23.0	20.0	17.6	15.0	12.9	11.5	11.0	10.3	15.8
21.0	20.5	13.0	15.2	13.4	12.8	12.0	10.8	15.4
22.3	24.0	18.0	15.4	13.1	12.0	11.8	11.2	16.5
27.1	27.9	18.4	14.5	11.6	11.4	11.3	10.6	16.7
21.6	21.1	17.0	14.3	11.3	10.7	10.0	10.3	15.8
13.0	16.4	13.5	9.7	10.4	10.3	9.6	9.1	11.7
18.6	19.4	16.0	13.6	12.6	11.3	10.7	10.6	13.3
21.9	20.3	16.5	13.9	12.2	12.2	11.0	10.8	14.4
17.3	14.0	12.8	12.0	11.3	11.0	10.4	10.0	12.6
11.0	10.1	10.1	9.3	9.7	9.0	9.0	8.5	10.3
6.1	5.2	4.0	4.0	4.1	4.3	4.0	4.0	5.1
16.3	14.8	12.4	10.4	9.4	8.5	8.4	8.6	11.6
15.6	14.2	12.7	11.6	10.4	9.8	9.0	9.0	11.9
14.5	13.0	12.2	10.3	10.6	10.0	9.9	9.9	11.5
15.0	15.6	14.4	13.0	12.3	12.2	11.3	11.2	13.7
15.3	14.7	15.1	13.3	12.4	11.6	11.2	10.6	13.5
20.2	18.5	15.6	13.9	12.2	11.8	11.5	11.0	14.5
13.7	13.6	14.2	13.1	11.8	11.6	10.3	10.6	13.0
20.3	18.3	15.6	13.6	11.3	10.9	10.1	9.2	14.1
20.2	18.3	16.2	14.2	12.9	11.2	10.6	10.2	14.3
21.5	19.3	16.4	14.0	12.6	11.8	11.2	11.2	16.0
7.0	7.2	7.0	7.0	6.3	7.0	7.0	7.2	6.9
16.0	12.3	13.6	11.2	10.5	10.4	10.7	9.3	10.9
19.8	17.3	15.7	12.5	12.0	6.6	5.2	4.0	12.5
9.8	3.1	3.1	2.8	2.8	2.8	2.8	2.3	2.6
10.1	11.3	9.4	5.3	5.4	4.7	2.3	3.4	6.4
17.1	16.6	14.2	12.1	10.3	10.2	9.7	9.4	12.3

中華民國二十八年十一月逐日地內溫度(°C)

Earth Temperature of every Day, in the Month of November, 1939, (°C).

日期 Date	0 cm	5 cm	10cm	20cm	25cm	50cm	75cm	100cm
1	15.6	14.0	14.3	14.7	15.2	15.6	16.8	16.0
2	14.6	13.2	13.7	14.6	15.3	15.5	13.3	15.9
3	15.1	13.8	14.2	14.7	15.3	15.3	13.7	15.9
4	15.3	14.1	14.5	14.8	15.3	15.5	14.3	15.9
5	15.0	13.4	14.2	14.8	15.4	15.5	15.7	15.8
6	15.6	13.8	14.2	14.8	15.3	15.5	15.7	15.3
7	17.0	13.7	14.1	14.7	15.3	15.5	15.7	15.3
8	15.0	12.8	13.5	14.5	15.3	15.5	15.7	15.8
9	15.4	13.4	13.9	14.4	15.2	15.5	15.7	15.8
10	11.9	12.0	13.3	14.4	15.1	15.4	15.7	15.8
11	13.7	14.3	12.9	13.4	15.0	15.4	15.6	15.8
12	14.6	13.7	14.2	13.6	14.3	15.3	15.6	15.8
13	13.3	12.2	12.6	13.6	14.8	15.2	15.6	15.8
14	11.5	11.7	12.2	13.3	14.0	15.0	15.5	15.8
15	6.1	7.7	8.7	11.1	13.7	14.4	15.1	15.6
16	10.8	8.9	9.1	10.0	12.6	13.6	14.9	15.4
17	10.2	9.5	9.8	10.6	13.4	13.5	14.7	15.4
18	11.3	9.9	9.4	10.9	12.5	13.4	13.6	15.3
19	13.2	11.1	11.3	11.4	12.5	13.4	14.5	15.2
20	13.0	11.8	11.9	11.9	12.7	13.4	14.4	15.1
21	13.3	11.9	12.0	12.2	13.0	13.5	14.3	15.0
22	13.0	11.9	11.8	12.3	13.1	13.5	14.3	14.9
23	11.8	11.4	11.8	12.4	13.3	13.5	14.3	14.9
24	11.3	10.2	10.8	11.9	13.3	13.7	14.3	14.9
25	14.1	10.9	11.2	11.9	13.2	13.7	14.3	14.8
26	8.5	10.0	10.8	12.0	13.1	13.6	14.2	14.7
27	11.4	10.6	10.8	11.4	13.0	13.6	14.2	14.7
28	11.1	10.8	11.3	11.7	12.8	13.5	14.2	14.7
29	4.5	7.0	8.4	10.3	12.3	13.4	14.1	14.7
30	6.8	7.3	8.0	9.5	12.3	13.2	14.1	14.6
平均 Mean	12.6	11.6	12.0	12.7	13.0	14.4	15.0	15.4

中華民國二十八年十一月逐日雲量 (0-10)

Cloud Amount of Every Day, in the Month of November, 1939. (0-10)

日	6	7	8	9	10	11	12	13	14	15	16	17	平均 Mean
1	--	--	10.0	8.0	8.0	5.0	3.0	2.0	2.0	1.0	0.5	0.5	4.0
2	0.1	0.1	0.5	2.0	7.0	3.0	6.0	6.0	6.0	6.0	6.5	2.0	3.7
3	10.0	10.0	10.0	10.0	10.0	6.0	3.0	3.0	3.0	4.0	3.0	6.5	6.5
4	10.0	6.0	5.0	3.0	8.0	9.0	4.0	4.0	4.0	5.0	3.0	2.0	5.8
5	2.0	0.8	1.5	9.8	8.0	7.0	7.0	6.0	6.0	3.0	1.0	0.5	4.1
6	--	--	--	8.0	6.0	1.0	1.0	0.5	0.5	0.1	0.0	0.0	1.0
7	2.0	10.0	9.5	8.0	9.0	5.0	3.5	2.5	2.0	3.0	0.1	0.1	4.4
8	1.0	1.0	8.0	3.0	4.0	4.0	3.0	2.0	1.0	1.0	1.0	0.1	2.4
9	8.0	10.0	7.0	9.7	6.0	2.0	5.0	6.0	7.0	4.0	5.0	8.0	6.1
10	--	--	--	--	9.5	6.0	10.0	10.0	9.0	9.0	10.0	10.0	9.2
11	--	--	--	--	9.8	9.0	7.0	6.0	7.5	5.0	3.0	1.5	6.1
12	--	--	--	2.5	6.5	4.0	3.0	4.0	5.0	5.0	4.0	4.0	4.3
13	--	9.5	10.0	10.0	--	--	10.0	--	7.0	9.0	10.0	10.0	9.4
14	--	--	--	--	--	--	--	--	--	--	--	--	--
15	--	--	--	--	--	--	--	--	--	--	--	--	--
16	--	--	--	--	3.0	2.0	3.0	3.0	3.0	5.0	4.0	3.0	3.1
17	--	--	4.0	4.0	5.0	9.0	9.0	9.0	8.0	9.0	9.0	10.0	7.6
18	3.5	10.0	9.5	10.0	10.0	10.0	9.0	10.0	10.0	10.0	10.0	10.0	9.8
19	10.0	10.0	10.0	10.0	10.0	10.0	9.5	8.0	10.0	9.0	8.0	9.5	9.6
20	--	--	--	10.0	10.0	9.0	6.5	9.5	10.0	10.0	1.0	5.0	8.2
21	--	--	--	5.0	4.0	3.0	2.0	1.5	3.0	5.0	3.0	8.0	4.3
22	10.0	10.0	10.0	10.0	9.0	9.0	10.0	10.0	10.0	9.0	9.5	9.5	9.7
23	3.0	1.0	0.5	0.5	1.0	2.0	1.5	0.5	0.5	0.2	0.1	0.1	0.9
24	1.0	3.5	1.0	1.0	1.0	2.0	3.0	3.0	2.0	2.0	1.0	0.5	1.6
25	1.0	2.0	2.0	5.0	6.0	5.0	2.0	2.5	5.0	4.0	3.0	4.0	3.2
26	--	--	--	--	--	--	--	--	--	--	--	--	--
27	--	--	--	--	--	--	--	--	--	--	--	--	--
28	--	--	--	6.0	10.0	9.0	8.0	10.0	9.0	9.0	7.0	7.0	8.4
29	--	--	--	--	--	--	--	2.0	1.5	1.0	2.0	2.0	4.5
30	--	--	--	--	--	--	--	10.0	9.0	6.0	5.0	1.0	5.6
平均 Mean	4.7	5.9	5.8	6.9	7.0	5.6	5.3	5.2	5.3	5.2	4.5	4.4	5.6

(11-9)

中華民國二十八年十一月

(67-9) 1939

Absolute Humidity at every Hour of Day

時分 Hr. Min.	1	2	3	4	5	6	7	8	9	10	11	中午 Noon
1	9.46	9.58	9.76	9.47	9.28	9.10	9.29	9.66	9.44	8.14	8.08	8.68
2	8.25	8.19	8.21	8.28	8.30	8.26	7.92	8.67	8.37	7.30	8.46	9.52
3	9.28	9.41	9.57	8.91	8.12	8.03	7.65	6.88	6.84	7.07	7.79	8.27
4	8.84	8.94	8.73	8.80	8.82	8.70	8.51	8.53	9.35	10.13	9.61	9.83
5	8.91	8.86	8.81	8.48	8.56	8.31	8.50	8.98	9.15	9.31	9.00	7.99
6	8.60	8.61	8.63	8.68	8.77	8.81	8.97	9.09	9.66	8.93	8.48	8.53
7	8.32	8.21	8.24	7.97	8.05	8.00	8.16	8.22	8.28	8.39	8.06	8.48
8	7.80	7.58	7.84	7.44	7.47	7.47	7.58	7.82	7.65	7.57	8.08	8.02
9	7.54	7.83	7.96	8.14	7.99	7.93	8.12	8.42	9.10	8.26	7.66	8.27
10	8.65	8.08	8.18	8.41	8.43	8.65	8.63	9.01	9.15	9.15	9.15	8.91
11	8.42	8.46	8.46	8.55	8.23	8.46	8.35	8.31	9.21	9.14	8.59	9.17
12	8.46	8.35	8.55	8.50	8.89	8.44	8.89	8.81	8.33	7.56	7.43	5.81
13						8.58	8.72	8.90	8.98	9.45	9.58	9.75
14	8.94	9.00	9.10	9.26	9.32	9.34	8.99	9.09	9.11	9.11	9.15	9.59
15	7.17	7.46	6.88	6.74	6.84	6.51	7.46	6.51	6.68	6.63	6.87	6.73
16	6.06	6.14	6.28	6.14	6.68	6.82	7.01	7.11	7.31	7.71	7.64	7.04
17	7.46	7.27	7.86	7.40	7.16	7.29	7.42	7.37	7.86	8.12	7.66	7.61
18	7.21	7.17	6.94	6.89	6.78	6.66	6.42	6.75	6.83	7.22	7.33	6.75
19	8.23	8.22	8.26	8.37	8.50	8.47	8.70	8.83	9.05	9.46	9.20	9.51
20	9.39	9.32	9.10	9.13	8.99	9.27	9.34	9.62	9.93	9.73	9.51	9.43
21	9.21	9.27	9.21	9.21	9.21	9.21	9.21	9.40	9.90	9.08	7.65	6.75
22	9.15	9.11	9.01	9.66	8.06	9.06	9.29	9.68	9.81	10.04	10.27	10.21
23	9.43	9.47	9.27	8.97	8.50	8.48	8.64	6.60	7.42	8.16	8.69	8.55
24	6.32	6.82	6.70	6.90	6.86	6.98	6.71	6.69	7.65	7.31	7.78	8.28
25	7.47	7.59	7.35	7.37	7.43	7.33	7.60	8.21	8.74	8.81	7.73	7.97
26	8.81	8.22	8.18	8.14	7.69	7.51	7.21	7.04	7.01	6.22	7.01	7.01
27	7.58	7.69	7.74	7.77	7.89	7.94	8.05	8.16	8.29	8.73	9.15	8.69
28	8.50	8.27	8.00	7.85	7.89	7.83	7.83	8.16	8.74	9.12	8.75	8.55
29	5.33	5.33	5.25	5.18	5.11	5.07	5.07	5.11	5.07	5.14	5.37	5.41
30	6.29	6.33	6.29	6.29	6.25	6.29	6.35	6.33	6.49	6.76	6.49	6.68
平均 Mean	8.04	8.03	7.98	7.98	7.91	7.90	7.92	8.19	8.16	8.29	8.20	8.24

日 逐 月 各 時 緯 變 羅 度 (m. m.)

In the Month of November, 1959. (m. m.)

14	15	16	17	18	19	20	21	22	23	子夜 Midn.	午日 Noon	
7.99	7.86	7.89	7.83	6.89	7.52	7.53	7.64	7.73	7.89	7.94	8.14	8.40
7.92	7.95	7.78	8.15	8.15	8.42	8.50	8.96	8.88	8.96	9.40	9.42	8.43
8.59	8.52	8.68	8.81	8.76	9.02	8.84	8.76	8.81	8.78	8.88	8.94	8.46
9.17	9.08	8.74	8.36	8.67	7.97	8.42	8.33	8.54	8.76	8.74	8.96	8.84
7.89	8.26	7.57	7.14	7.22	7.33	7.90	8.01	8.28	8.33	8.38	8.64	8.31
7.74	7.76	7.98	7.94	7.84	7.82	8.03	8.64	8.69	8.88	8.55	8.50	8.41
8.34	8.57	8.82	8.39	8.49	8.69	7.31	7.23	7.09	7.08	7.09	7.13	7.28
7.77	8.43	8.20	6.73	6.87	7.16	7.24	7.19	7.31	7.40	7.39	7.52	7.66
8.29	7.68	7.81	7.29	7.42	6.90	7.21	7.47	7.54	7.46	7.55	7.66	7.81
9.37	9.44	9.56	8.84	8.53	8.73	8.94	8.70	8.83	8.93	8.62	8.69	8.79
8.64	8.24	7.60	7.22	7.60	7.63	7.67	8.16	8.64	8.58	8.48	8.30	8.36
7.84	7.30	7.16	6.69	6.17	6.08	6.42	8.40	8.53	8.32	8.12	7.88	7.68
9.70	10.70	9.92	8.58	8.29	9.20	8.58	8.48	8.46	8.40	8.78	8.80	8.45
8.80	9.23	8.98	8.07	9.05	8.73	8.69	8.40	7.85	7.69	7.61	7.42	8.18
6.79	6.64	6.39	5.94	6.37	6.10	6.19	6.06	5.97	5.34	5.94	5.97	6.48
6.64	6.19	6.87	6.11	6.47	6.83	6.83	7.01	7.15	7.30	7.30	7.36	6.85
7.03	7.82	7.70	7.37	7.37	7.37	7.37	7.61	7.54	7.49	7.40	7.31	7.60
7.63	8.18	8.33	8.30	8.48	8.31	8.22	8.04	8.22	7.16	8.18	8.24	7.69
9.76	9.52	9.87	9.86	9.63	9.54	9.81	9.86	9.77	9.75	9.66	9.59	9.25
9.19	8.23	9.51	9.50	9.23	8.92	9.16	8.20	8.32	8.11	8.43	9.27	9.32
7.62	7.89	8.45	8.41	8.41	8.49	8.67	8.75	8.77	8.85	8.95	9.01	8.71
9.68	10.27	9.93	9.91	9.88	9.59	9.41	9.36	9.32	9.32	8.26	8.33	9.51
7.02	6.99	6.59	6.59	6.75	6.64	5.73	5.71	5.91	6.14	6.82	7.36	7.29
7.83	7.93	7.76	7.32	7.52	7.79	8.06	8.10	8.12	8.07	8.88	7.72	7.43
7.98	7.78	7.72	7.68	8.18	8.82	8.16	8.13	8.32	8.68	8.70	8.69	8.61
7.01	7.66	7.41	7.81	7.31	7.21	7.21	7.31	7.51	7.42	7.42	7.55	7.42
6.77	6.71	6.69	6.82	6.68	6.27	6.34	6.27	6.09	6.32	6.67	7.33	8.77
6.98	6.47	7.96	6.62	7.69	7.35	6.62	6.21	6.25	6.72	7.78	7.44	7.83
6.97	6.57	6.46	6.40	6.48	6.48	6.49	6.45	6.45	6.45	6.45	6.23	6.84
6.84	7.62	6.71	6.12	6.19	6.18	6.11	6.39	6.34	6.26	6.17	6.17	5.99
8.05	8.15	8.03	7.98	7.72	7.73	7.78	7.87	7.86	7.89	7.91	8.03	7.99

第 肆 俄 蘭 亞 半 氏 雜 耳

Relative Humidity at every HOUR of DAY.

Mo.	1	2	3	4	5	6	7	8	9	10	11	12	Mean
H.D.	None												
1	93.6	94.0	93.8	94.9	94.9	96.3	97.9	91.8	86.3	68.8	69.0	57.8	
2	90.0	82.6	84.5	85.3	88.3	87.3	76.3	82.2	69.8	60.2	60.0	66.1	
3	87.1	89.0	90.9	92.5	92.4	97.8	97.7	92.8	87.4	81.5	74.5	75.0	
4	94.7	95.8	94.7	96.8	96.8	95.7	91.5	85.0	78.4	83.1	82.8	72.5	
5	93.7	95.7	93.4	91.5	86.7	97.9	96.7	93.6	91.7	77.6	69.9	57.4	
6	94.6	95.7	96.5	96.8	97.8	98.9	100.0	100.0	95.8	85.3	68.4	62.1	
7	93.4	93.4	93.4	91.4	96.8	96.9	96.7	89.3	79.2	55.1	77.0	68.6	
8	94.8	95.9	95.8	92.2	92.2	95.5	92.1	86.0	77.7	69.6	79.4	68.7	
9	92.1	86.1	88.2	91.5	93.5	93.4	95.6	94.5	88.8	86.2	88.7	59.1	
10	87.2	87.2	88.2	92.5	94.5	97.7	98.9	97.8	97.9	94.8	80.9	78.8	
11	97.8	98.9	98.9	100.0	98.9	98.9	98.9	98.9	100.0	95.8	79.5	74.5	
12	95.6	95.8	100.0	100.0	100.0	100.0	100.0	98.8	96.8	79.4	67.1	54.0	
13						97.7	94.7	94.7	93.6	97.9	98.0	92.9	
14	95.8	95.7	95.8	97.9	97.9	100.0	98.9	100.0	98.9	98.9	97.0	97.9	
15	98.8	100.0	98.9	98.8	97.5	100.0	100.0	100.0	100.0	100.0	100.0	100.0	
16	100.0	100.0	100.0	100.0	100.0	100.0	100.0	100.0	100.0	93.2	84.0	68.5	
17	93.1	94.1	95.5	96.5	94.0	96.5	98.3	97.5	85.8	79.9	72.7	69.5	
18	88.7	85.4	85.9	86.3	86.0	79.8	82.2	79.3	82.2	75.3	69.8	55.2	
19	89.3	89.3	90.3	91.5	93.5	92.6	95.7	95.7	85.0	82.0	77.7	73.7	
20	97.9	97.9	96.8	97.9	96.9	100.0	100.0	100.0	100.0	83.8	73.4	63.1	
21	100.0	100.0	100.0	100.0	100.0	100.0	100.0	100.0	97.9	89.8	56.5	51.4	
22	97.9	98.9	97.8	95.8	95.8	95.8	95.9	97.0	97.0	93.0	52.1	77.9	
23	92.1	100.0	100.0	100.0	100.0	97.7	85.4	82.3	77.4	76.5	70.0	65.1	
24	75.4	78.3	79.4	83.4	83.4	84.4	82.2	74.6	68.6	66.2	64.0	60.5	
25	81.1	85.0	85.9	85.0	84.0	85.9	89.0	81.8	71.8	72.5	62.0	59.2	
26	91.6	93.4	95.7	97.8	98.8	100.0	100.0	100.0	100.0	100.0	100.0	100.0	
27	98.8	98.8	100.0	100.0	100.0	100.0	100.0	100.0	100.0	100.0	100.0	100.0	
28	100.0	100.0	100.0	100.0	100.0	100.0	100.0	100.0	96.8	87.9	75.9	63.8	
29	100.0	100.0	100.0	100.0	100.0	100.0	100.0	100.0	100.0	100.0	100.0	100.0	
30	100.0	100.0	100.0	100.0	100.0	100.0	100.0	100.0	100.0	100.0	100.0	100.0	
Mean	92.6	93.6	94.3	95.4	95.5	98.4	95.5	88.9	80.2	63.4	77.8	73.2	

一 月 逐 日 各 時 相 對 濕 度 (%)

in the Month of November, 1932, (%)

13	14	15	16	17	18	19	20	21	22	23	子夜 Midn.	平均 Mean
53.5	42.3	47.9	49.3	44.2	63.1	64.8	67.6	60.7	73.1	74.0	77.4	73.6
47.8	52.6	54.3	53.3	60.1	72.1	73.7	70.8	82.2	86.9	94.0	89.0	73.6
75.6	72.9	63.7	71.6	82.2	91.6	91.6	92.6	94.7	94.7	93.8	95.8	86.0
65.9	69.8	56.4	54.7	62.0	70.9	78.2	80.3	84.8	89.5	94.6	94.7	81.3
50.9	64.0	60.4	53.3	53.2	61.5	72.2	76.4	82.7	87.4	90.4	92.6	78.8
51.3	49.8	48.7	50.5	57.5	46.1	73.4	82.1	87.7	90.5	91.6	93.5	80.5
63.1	54.7	55.6	39.7	46.7	53.0	67.7	49.2	69.6	72.8	74.4	77.9	75.6
63.5	62.6	62.8	43.2	51.7	64.6	63.4	69.7	74.7	78.2	78.1	81.1	75.2
59.0	64.1	55.2	67.0	59.1	65.6	71.3	76.6	75.5	78.4	82.1	83.1	75.9
89.1	86.3	75.3	78.2	89.5	91.7	96.9	95.7	97.8	98.9	96.7	93.9	91.3
62.9	56.3	56.9	50.3	62.6	69.7	72.9	80.7	86.5	89.5	92.5	91.3	87.7
90.8	60.2	47.9	46.0	48.9	56.5	60.2	61.7	65.4	—	—	—	74.9
95.9	92.2	83.3	83.1	88.9	89.7	86.6	90.5	89.4	92.4	92.6	93.6	92.6
93.9	98.9	96.9	97.3	93.9	100.0	93.9	98.9	98.9	97.6	97.6	98.8	98.8
100.0	100.0	100.0	100.0	100.0	100.0	100.0	100.0	100.0	100.0	100.0	100.0	99.8
89.7	55.8	61.1	60.3	63.1	75.6	79.3	82.6	83.6	84.8	87.7	90.9	84.5
66.4	67.0	66.8	66.9	69.1	74.8	77.2	82.1	82.9	82.9	84.8	83.7	82.4
83.6	49.6	75.2	73.4	81.9	86.5	86.3	96.9	89.3	87.2	88.2	88.3	80.8
71.6	76.3	73.8	79.1	85.6	88.3	92.0	95.0	97.9	99.0	100.0	100.0	83.1
69.6	71.7	73.4	70.3	77.0	81.5	87.1	89.8	95.9	97.3	99.1	100.0	88.7
54.8	53.6	56.6	64.2	69.2	77.6	81.3	83.2	86.7	88.7	91.6	92.7	82.8
76.6	90.2	83.3	84.8	87.4	90.9	91.8	93.8	95.9	95.9	97.9	97.9	92.5
43.9	46.3	44.5	46.9	45.0	52.2	55.6	53.7	64.2	66.2	71.4	73.5	71.9
56.2	53.1	51.8	50.3	58.0	53.5	76.6	81.7	88.5	82.4	85.2	86.1	72.1
55.2	43.4	49.2	52.1	64.8	73.0	76.5	73.2	86.2	83.1	85.0	84.8	74.2
100.0	100.0	100.0	100.0	100.0	100.0	100.0	100.0	100.0	98.8	88.7	100.0	99.0
127.9	85.4	90.0	87.4	97.0	100.0	100.0	100.0	100.0	100.0	100.0	100.0	98.2
57.1	50.7	53.7	53.1	68.9	67.6	39.3	95.0	37.3	100.0	100.0	100.0	85.6
90.0	100.0	100.0	100.0	100.0	100.0	100.0	100.0	100.0	100.0	100.0	100.0	100.0
91.7	28.7	76.3	71.6	83.5	87.7	86.5	94.9	96.2	93.1	94.9	94.9	94.6
70.0	69.9	67.4	66.7	71.8	78.2	81.7	85.1	87.1	89.3	90.7	91.7	84.6

中華民國二十八年八月

Word and Direction of Clouds of every Day

日 D.	6		7		8		9		10		11	
	狀 For.	向 Dir.	狀 For.	向 Dir.	狀 For.	向 Dir.	狀 For.	向 Dir.	狀 For.	向 Dir.	狀 For.	向 Dir.
1												
2	FS		FS		SK	W	SK	WSW	SK	SW	SK	
3	SS		SS		SK		SK		SK		SK	
4	SS		SS		SK		SK	WNW	SK		SK	
5	SS		SS		SK	SW	SS		SK		SK	
6	L		L		SS		SS		SK		SK	
7	SK		SK	WNW	SS		SS	W	SK		SK	
8	C		C	SS	SS		SS		SK		SK	
9									SK		SK	W
10									SK		SK	W
11									SK		SK	
12									SK		SK	
13									SK		SK	
14			SK		SK		SK	WSW	SK		SK	
15	N		N		N		N		SK		SK	W
16									SK		SK	W
17					CS	W	CS		SK		SK	W
18	SK		SK	WSW	AK	SW	AK	SW	SK		SK	W
19	SK		SK	WSW	AK	SW	AK	SW	SK		SK	W
20	SK		SK	WSW	AK	SW	AK	SW	SK		SK	W
21									SK		SK	W
22	S		S	W	N		S	WSW	SK		SK	W
23	SK		SK		N		SK		SK		SK	W
24	SK		SK		N		SK		SK		SK	W
25	C		C		AK		AK	WSW	SK		SK	W
26									SK		SK	W
27									SK		SK	W
28									SK		SK	W
29									SK		SK	W
30									SK		SK	W

一 月 逐 日 最 多 雲 狀 及 雲 向

in the Month of November, 1939.

12		13		14		15		16		17		日期 Date
風 向 For.	向 Dir.	風 向 For.	向 Dir.	風 向 For.	向 Dir.	風 向 For.	向 Dir.	風 向 For.	向 Dir.	風 向 For.	向 Dir.	
KK		FK	WNW	FK	SW	K	SW	FK		FK		1
KK		FK		FK		KK		F	WSW	FK		2
KK		FK	W	FK		SK		SK		SK		3
KK		FK		FK		KK		KK		KK		4
KK		FK		FK		KK		KK		KK		5
FK		FK		FK		FK		FK		FK		6
SK	SW	FK	WSW	FK	SW	FK	WSW	FK		FK		7
SK		FK	WSW	FK	AS	FK	WSW	FK	SW	FK		8
SK	WSW	FK	WSW	FK	AS	FK	WSW	FK		FK		9
SK	WSW	FK		FK	WSW	FK	WSW	FK		FK		10
SK	WSW	FK		FK	WSW	FK	WSW	FK		FK		11
SK	WSW	FK		FK	WSW	FK	WSW	FK		FK		12
SK	WSW	FK		FK	WSW	FK	WSW	FK		FK		13
SK	WSW	FK		FK	WSW	FK	WSW	FK		FK		14
SK	WSW	FK		FK	WSW	FK	WSW	FK		FK		15
SK	WSW	FK		FK	WSW	FK	WSW	FK		FK		16
SK	WSW	FK		FK	WSW	FK	WSW	FK		FK		17
SK	WSW	FK		FK	WSW	FK	WSW	FK		FK		18
SK	WSW	FK		FK	WSW	FK	WSW	FK		FK		19
SK	WSW	FK		FK	WSW	FK	WSW	FK		FK		20
SK	WSW	FK		FK	WSW	FK	WSW	FK		FK		21
SK	WSW	FK		FK	WSW	FK	WSW	FK		FK		22
SK	WSW	FK		FK	WSW	FK	WSW	FK		FK		23
SK	WSW	FK		FK	WSW	FK	WSW	FK		FK		24
SK	WSW	FK		FK	WSW	FK	WSW	FK		FK		25
SK	WSW	FK		FK	WSW	FK	WSW	FK		FK		26
SK	WSW	FK		FK	WSW	FK	WSW	FK		FK		27
SK	WSW	FK		FK	WSW	FK	WSW	FK		FK		28
SK	WSW	FK		FK	WSW	FK	WSW	FK		FK		29
SK	WSW	FK		FK	WSW	FK	WSW	FK		FK		30

中華民國二十八年

Wind Direction and Wind Velocity of every

日 D	6		7		8		9		10		11		12		13	
	向 Dir.	速 Vel.	向 Dir.	速 Vel.	向 Dir.	速 Vel.	向 Dir.	速 Vel.	向 Dir.	速 Vel.	向 Dir.	速 Vel.	向 Dir.	速 Vel.	向 Dir.	速 Vel.
1	SW	8.7	SSW	6.0	SW	7.0	SSW	9.3	SW	10.7	SW	2.5	SW	13.0	SW	12.5
2	SW	13.3	SSW	9.9	SSW	9.7	SW	9.0	SW	17.3	SW	10.9	SW	16.6	SW	18.8
3	NE	11.1	ENE	11.6	S	15.0	ENE	19.0	E	9.7	ENE	5.0	E	7.7	E	7.0
4	SW	1.1	SSW	1.0	S	0.6	C	0.6	E	1.6	C	0.0	ENE	4.8	E	0.0
5	SSW	4.1	SSW	5.1	SW	2.2	SW	6.1	SSW	9.1	SW	3.0	SW	4.6	SW	9.0
6	SSW	14.4	SW	11.3	SW	11.8	SW	9.0	SW	7.1	SSW	13.3	SW	8.5	SW	14.3
7	SSW	7.9	SSW	4.6	SW	0.8	SSE	1.0	SSW	1.2	E	3.6	S	6.7	E	1.0
8	SSW	6.7	S	4.9	S	5.1	SW	3.0	S	2.0	E	2.4	E	5.7	E	4.6
9	SW	4.4	ESE	5.0	SE	1.4	C	0.0	SW	6.6	SSE	3.1	E	5.1	SSE	3.4
10	SW	8.1	SW	6.5	SW	6.2	SW	7.3	SW	9.2	SW	7.3	SW	9.7	SW	8.4
11	SW	8.4	SW	8.5	SW	7.6	SW	6.3	SW	6.2	SW	7.8	SW	9.3	SW	9.1
12	SW	10.4	SW	6.9	SW	6.6	SW	3.6	SW	12.0	SW	0.7	SW	8.7	SW	13.0
13	SW	7.3	SSW	4.2	SW	6.0	SW	6.5	SW	7.6	SW	7.7	SW	6.0	SW	7.4
14	SW	8.4	SW	9.8	SSW	8.6	SW	8.1	SW	3.1	WSW	3.8	SW	3.3	SW	21.1
15	ENE	11.5	ENE	10.6	E	9.8	E	3.1	E	6.7	E	5.6	ENE	0.0	ENE	8.7
16	SW	9.8	SSW	5.8	SW	7.3	SW	7.7	SW	6.1	SW	7.7	SW	12.3	SW	13.1
17	SW	9.9	SW	6.7	SSW	1.1	SW	2.4	SW	7.0	SW	8.0	SW	13.5	SW	9.6
18	SW	11.8	SW	11.7	SW	13.2	SW	12.8	SW	12.3	SW	11.1	WSW	13.1	WSW	12.0
19	SW	13.9	SSW	12.6	SW	12.0	SW	11.7	SW	15.3	SW	14.7	SW	13.2	WSW	15.6
20	SW	11.1	SW	8.8	SW	7.4	SW	7.1	WSW	13.7	SW	15.3	SW	10.0	WSW	11.5
21	SW	12.1	SW	13.0	SW	9.5	SW	9.8	SW	11.3	SW	15.4	SW	17.8	SW	14.3
22	SW	4.5	SW	7.6	SSW	5.7	SSW	7.0	SW	7.0	SSW	10.7	SW	3.3	WSW	9.0
23	SW	6.7	SW	11.8	SSW	11.9	SSW	14.8	SW	12.3	SW	8.5	SSW	13.2	WSW	11.0
24	SW	2.5	SW	8.3	SW	6.0	SW	6.7	SW	1.7	SW	9.5	SW	3.3	WSW	12.7
25	SW	5.0	SW	5.6	SSW	3.7	SW	2.2	SW	6.3	SW	5.3	SW	7.0	SW	8.1
26	C	12.9	E	13.3	E	13.7	ENE	11.5	E	11.5	ENE	8.9	ENE	2.3	ENE	0.0
27	SW	4.8	SW	2.5	SW	1.1	SW	2.0	SW	4.2	WSW	6.9	SW	16.4	SW	9.4
28	SW	14.1	SW	13.4	SW	12.6	SW	10.0	SW	12.3	SSW	12.1	WSW	12.7	SW	11.5
29	ENE	11.8	ENE	8.5	NE	9.4	ENE	8.0	E	0.7	E	0.2	E	10.3	ENE	7.3
30	C	4.3	E	9.3	ENE	0.6	ENE	3.1	ENE	3.3	C	0.0	SW	4.1	W	4.3
平均 Mean		8.8		8.1		7.4		7.5		8.5		8.1		9.5		9.0

十一月逐日風向及風速 (m/s)

Day, in the Month of November, 1939. (m/s)

14		15		16		17		18		19		20		21		平均
時	速	向	時	速	向	時	速	向	時	速	向	時	速	向	時	速
Dir.	Vel.	Dir.	Vel.	Dir.	Vel.	Dir.	Vel.	Dir.	Vel.	Dir.	Vel.	Dir.	Vel.	Dir.	Vel.	Mean
SW	9.8	SW	12.8	SW	9.5	SW	8.5	SW	9.6	SW	9.2	SW	11.8	SW	11.7	10.6
SW	18.7	SW	14.8	SW	17.5	SW	12.5	SW	12.9	SW	12.6	SW	12.2	SW	14.1	13.8
E	4.7	E	7.8	E	7.8	E	9.7	E	11.3	SE	12.4	S	13.9	S	8.7	10.1
W	6.4	W	3.0	S	4.9	SSW	8.6	S	9.1	S	8.1	S	8.2	S	6.1	4.7
SW	10.7	SW	7.8	SW	12.3	SW	12.2	SW	13.2	SSW	10.8	SW	11.1	SSW	9.2	8.3
SSW	8.3	SW	10.8	SSW	7.4	SW	12.4	SW	8.5	SW	9.2	SW	13.8	SW	11.0	10.7
SSW	9.2	SSW	4.2	SSW	8.0	SW	8.1	SSW	12.5	SSW	9.7	SSW	8.6	SW	9.9	6.1
S	4.2	NE	1.6	SW	10.7	SW	6.8	SW	9.5	SW	9.7	SSW	12.2	SSW	10.7	6.4
SE	4.5	E	8.7	S	10.2	SE	10.8	SSW	9.1	S	6.6	S	4.5	SSW	5.3	5.6
SW	7.8	SW	16.6	SW	10.8	SSW	9.5	SW	8.7	SW	10.4	SW	10.6	SW	12.9	9.0
SW	13.6	SW	13.2	SW	13.1	SW	12.8	SW	13.8	SW	10.9	SSW	7.1	SW	3.7	9.8
SW	9.8	SW	13.0	SW	6.9	SW	7.9	SSW	15.6	SW	13.6	SW	13.2	SW	10.2	10.8
SW	5.2	SW	7.2	SW	7.4	SW	4.4	SW	12.7	SSW	8.4	SW	8.5	SW	10.8	7.5
SW	3.6	SSW	3.2	SW	0.6	SW	3.2	SW	12.0	SW	6.9	SE	3.1	E	6.1	5.6
ENE	8.3	NE	12.5	NE	9.2	E	5.6	E	3.3	E	4.3	NE	2.1	ENE	3.9	7.2
WSW	13.0	SW	8.1	SW	8.3	SW	7.2	SSW	10.1	SSW	9.1	SSW	9.7	SSW	7.7	3.6
SW	9.2	SW	13.3	SW	12.5	W	12.8	SW	14.3	SW	8.7	SW	10.3	SW	10.8	9.4
WSW	8.6	SW	13.7	SW	14.8	SW	13.1	SW	12.5	SW	7.9	SW	7.5	SW	12.2	11.3
SW	13.3	SW	13.2	SW	12.2	SW	11.2	SW	8.0	SW	6.9	SW	9.8	SW	12.6	12.3
SW	11.4	SW	15.1	SW	14.7	SW	10.9	SW	12.3	SW	11.0	SW	12.1	SW	13.6	12.6
SW	9.3	SW	11.1	SW	10.2	SSW	15.6	SW	12.2	SW	12.9	SW	13.5	SW	8.2	12.5
WSW	6.4	SW	8.5	WSW	6.7	SW	8.7	SW	7.3	SW	4.7	SW	8.4	SW	3.3	7.3
SW	10.3	SW	8.2	SW	8.2	SW	7.4	SSW	8.5	SW	8.6	SW	8.4	SW	8.0	9.6
SW	12.3	SW	12.9	SW	14.1	SW	9.6	SW	7.5	SW	7.9	SW	10.2	SW	9.0	9.3
SW	10.6	SW	8.1	SW	10.3	SW	8.3	SW	5.4	SW	8.4	SW	6.2	SW	9.1	6.8
ENE	9.2	E	5.4	E	5.6	ENE	7.9	ENE	7.6	SSW	5.3	SE	5.1	SE	4.2	8.7
WSW	7.5	SW	9.5	SW	13.5	SW	13.9	SW	19.0	ENE	11.3	ENE	11.6	SW	3.9	8.3
SW	11.5	SSW	11.3	SW	9.8	SSW	11.7	SSW	13.7	ENE	11.8	ENE	13.7	ENE	5.4	13.4
E	7.6	ENE	7.5	E	6.4	E	6.2	ENE	11.7	E	9.6	ENE	5.7	E	6.7	8.3
SW	8.3	SW	6.3	SW	8.1	SW	3.1	SW	3.2	SW	4.2	SW	2.6	S	2.8	4.4
9.0	9.3	9.7	9.4	10.1	9.4	9.3	9.1	8.9								

(A.M.) 寒 中 風 華 民 國 風 十 八 年 十

(A.M.) 552

		Precipitation—Amount at every Hour of Day.											
11	12	1	2	3	4	5	6	7	8	9	10	11	12
0	1	2	3	4	5	6	7	8	9	10	11	12	1
1	0.0	0.0	0.0	0.0	0.0	0.0	0.0	0.0	0.0	0.0	0.0	0.0	0.0
2	0.0	0.0	0.0	0.0	0.0	0.0	0.0	0.0	0.0	0.0	0.0	0.0	0.0
3	0.0	0.0	0.0	0.0	0.0	0.0	0.0	0.0	0.0	0.0	0.0	0.0	0.0
4	0.0	0.0	0.0	0.0	0.0	0.0	0.0	0.0	0.0	0.0	0.0	0.0	0.0
5	0.0	0.0	0.0	0.0	0.0	0.0	0.0	0.0	0.0	0.0	0.0	0.0	0.0
6	0.0	0.0	0.0	0.0	0.0	0.0	0.0	0.0	0.0	0.0	0.0	0.0	0.0
7	0.0	0.0	0.0	0.0	0.0	0.0	0.0	0.0	0.0	0.0	0.0	0.0	0.0
8	0.0	0.0	0.0	0.0	0.0	0.0	0.0	0.0	0.0	0.0	0.0	0.0	0.0
9	0.0	0.0	0.0	0.0	0.0	0.0	0.0	0.0	0.0	0.0	0.0	0.0	0.0
10	0.0	0.0	0.0	0.0	0.0	0.0	0.0	0.0	0.0	0.0	0.0	0.0	0.0
11	0.0	0.0	0.0	0.0	0.0	0.0	0.0	0.0	0.0	0.0	0.0	0.0	0.0
12	0.0	0.0	0.0	0.0	0.0	0.0	0.0	0.0	0.0	0.0	0.0	0.0	0.0
13	0.0	0.0	0.0	0.0	0.0	0.0	0.0	0.0	0.0	0.0	0.0	0.0	0.0
14	0.0	0.0	0.0	0.0	0.0	0.0	0.0	0.0	0.0	0.0	0.0	0.0	0.0
15	0.0	0.0	0.0	0.0	0.0	0.0	0.0	0.0	0.0	0.0	0.0	0.0	0.0
16	0.0	0.0	0.0	0.0	0.0	0.0	0.0	0.0	0.0	0.0	0.0	0.0	0.0
17	0.0	0.0	0.0	0.0	0.0	0.0	0.0	0.0	0.0	0.0	0.0	0.0	0.0
18	0.0	0.0	0.0	0.0	0.0	0.0	0.0	0.0	0.0	0.0	0.0	0.0	0.0
19	0.0	0.0	0.0	0.0	0.0	0.0	0.0	0.0	0.0	0.0	0.0	0.0	0.0
20	0.0	0.0	0.0	0.0	0.0	0.0	0.0	0.0	0.0	0.0	0.0	0.0	0.0
21	0.0	0.0	0.0	0.0	0.0	0.0	0.0	0.0	0.0	0.0	0.0	0.0	0.0
22	0.0	0.0	0.0	0.0	0.0	0.0	0.0	0.0	0.0	0.0	0.0	0.0	0.0
23	0.0	0.0	0.0	0.0	0.0	0.0	0.0	0.0	0.0	0.0	0.0	0.0	0.0
24	0.0	0.0	0.0	0.0	0.0	0.0	0.0	0.0	0.0	0.0	0.0	0.0	0.0
25	0.0	0.0	0.0	0.0	0.0	0.0	0.0	0.0	0.0	0.0	0.0	0.0	0.0
26	0.0	0.0	0.0	0.0	0.0	0.0	0.0	0.0	0.0	0.0	0.0	0.0	0.0
27	0.0	0.0	0.0	0.0	0.0	0.0	0.0	0.0	0.0	0.0	0.0	0.0	0.0
28	0.0	0.0	0.0	0.0	0.0	0.0	0.0	0.0	0.0	0.0	0.0	0.0	0.0
29	0.0	0.0	0.0	0.0	0.0	0.0	0.0	0.0	0.0	0.0	0.0	0.0	0.0
30	0.0	0.0	0.0	0.0	0.0	0.0	0.0	0.0	0.0	0.0	0.0	0.0	0.0
總計	4.6	2.6	3.0	1.1	3.2	3.2	4.8	4.0	5.1	2.0	1.5	0.8	0.8

一 月 逐 日 各 時 降 水 量 (m.m.)

in the Month of November, 1939. (m.j.a.)

12-13	13-14	14-15	15-16	16-17	17-18	18-19	19-20	20-21	21-22	22-23	23	24	總計 Total
				0.3				T	0.1	T	0.1		T
0.5													1.9
													0.2
0.2	0.3												0.7
0.9	3.1	0.4	1.7	6.8	5.7	0.5	1.2	7.1	10.7	9.8	6.6	1.5	62.7
0.4	1.2	2.8	8.7	4.2	4.0	1.8	3.1	2.2	0.5	0.3			57.5
													0.5
	T												T
0.8	0.3	T	T	0.1	T	T	T	0.1	T	T	0.1		1.4
													0.3
0.1	1.8	T	0.1			T	T	T	T	T	T		3.5
													1.2
2.4	6.7	3.2	10.5	11.4	9.7	2.3	3.5	9.4	11.3	9.6	3.3		129.0

中華民國二十八年十一月

Daily Values of Meteorological Elements

日期 Date	氣壓 Pressure (mmHg)	溫度 Temperature (°C)					濕度 Humidity			雲量 Amount of Cloud 0-10
		平均 Mean	最高 Max.	最低 Min.	範圍 Range	地面 Earth Surface	空氣 Air Temp.	相對 Relative %		
1	75.85	13.7	19.2	8.6	10.6	16.1	8.9	8.49	72.5	4.0
2	75.90	13.8	18.2	9.5	8.7	15.9	9.5	8.32	73.6	3.7
3	75.51	12.7	18.5	6.4	9.6	17.3	6.7	8.16	86.9	6.6
4	76.45	12.6	19.0	9.0	3.5	17.2	8.5	8.84	81.3	5.8
5	76.45	12.6	19.0	8.2	10.8	15.3	8.2	8.31	78.8	4.4
6	74.23	12.5	19.5	9.5	10.0	15.4	9.2	8.47	80.5	1.9
7	73.81	12.1	19.0	7.7	11.3	16.5	7.7	7.82	75.6	4.4
8	73.65	11.5	18.3	7.2	11.1	16.7	6.2	7.62	75.2	2.4
9	76.04	11.9	16.8	4.1	8.7	15.8	5.0	7.81	76.9	6.1
10	73.99	10.7	14.7	8.2	6.6	11.7	6.8	8.79	91.3	9.2
11	74.50	11.5	17.8	7.7	10.1	13.8	7.0	8.35	83.7	6.1
12	76.42	11.8	17.8	8.2	9.6	11.4	8.2	7.63	74.9	3.3
13	76.31	10.9	14.6	8.5	6.0	13.0	8.6	9.16	92.5	9.4
14	76.24	10.6	11.2	7.0	4.2	13.3	9.0	8.82	88.3	—
15	76.19	4.9	6.9	3.6	3.3	5.1	4.9	6.48	99.8	—
16	76.23	8.4	13.8	2.7	10.1	11.0	3.5	6.87	84.5	3.1
17	76.51	10.0	14.2	6.1	7.8	11.9	6.4	7.50	82.1	7.6
18	75.51	10.3	16.0	6.9	9.1	11.5	6.9	7.58	80.8	9.8
19	73.79	12.0	16.9	9.4	7.5	13.7	9.2	9.23	88.1	9.5
20	72.39	12.2	17.0	9.2	7.8	13.5	9.3	9.35	83.7	8.2
21	73.13	12.1	18.2	9.1	8.8	14.5	9.6	8.71	82.8	4.8
22	73.31	11.7	16.7	9.4	7.3	13.0	9.4	9.51	92.6	9.7
23	74.76	11.3	18.3	7.5	10.5	14.1	7.3	7.29	71.9	6.9
24	74.34	11.0	18.0	7.8	10.4	14.3	7.8	7.43	72.1	1.6
25	75.32	12.7	19.1	7.7	11.4	16.0	7.2	8.03	74.2	3.2
26	77.23	7.0	10.7	5.4	5.3	6.9	6.0	7.43	89.0	—
27	76.26	9.5	11.0	6.0	8.0	10.9	6.6	8.77	93.2	4.4
28	75.45	9.6	17.9	2.3	15.6	12.5	7.5	7.33	85.6	8.5
29	77.03	2.0	2.8	0.5	2.3	2.6	1.4	5.21	100.0	—
30	78.23	4.5	9.8	1.3	8.3	6.4	2.0	5.99	94.6	5.6
總計 7 of M.	76.59	10.6	15.7	7.0	8.7	12.3	7.2	7.99	84.5	5.6

月逐日氣象平均要素表

in the Month of November, 1939.

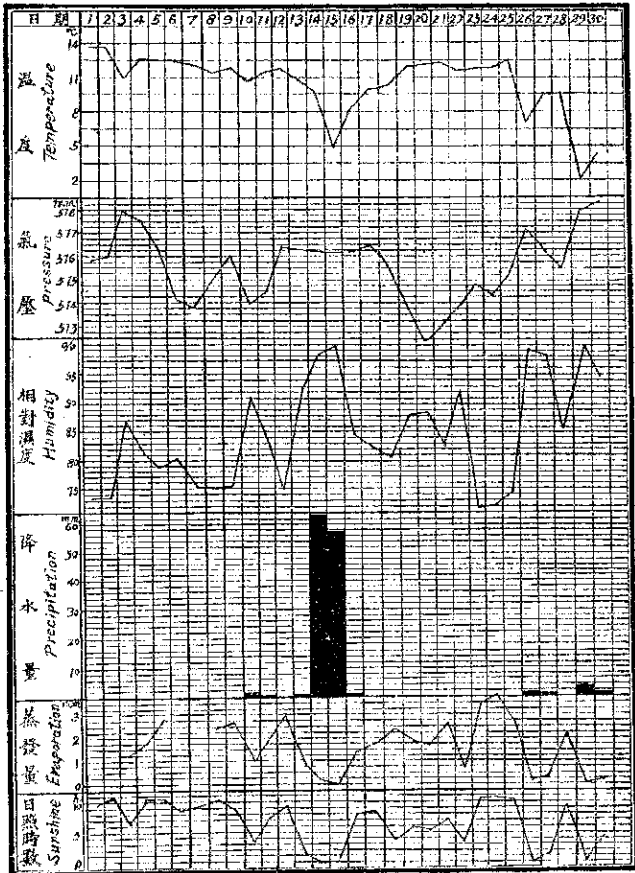
日照時數 Duration of Sunshine h.	太陽輻射 Solar Radiation-C		風 Wind		降水 Precipitation		能見度 Vis. 0-9	蒸發量 Amount of Evap. m.m.	雜項 Miscell- aneous Informations
	照球 R. bulb	白球 W. bulb	平均速 Mean Vel. m/s	最多向 Dir. Domin	量 Amt. m.m.	時數 Dur. h.			
9.8	43.7	30.5	10.0	SW			7.1		
11.0	44.8	31.1	13.8	SW			8.6		
6.5	48.3	33.1	19.1	E			8.3	1.3	
10.2	41.7	35.8	4.7	S			7.9	1.8	
10.5	44.3	33.5	8.8	SW			8.4	2.8	
8.8	41.5	32.0	10.7	SW			6.6		
9.4	44.4	32.4	6.1	SSW			7.9		
10.6	41.1	27.3	6.4	SW			8.7	2.1	
8.9	44.3	30.4	5.6	SSE			8.1	2.7	
3.5	39.2	29.2	9.0	SW	1.0	3.7	6.2	1.0	
7.4	45.7	33.7	9.8	SW	0.2	2.0	5.9	2.0	
9.3	41.5	34.5	10.3	SW	0.7	2.5	6.6	3.0	
1.3	38.5	28.5	7.5	SW	62.7	17.5	5.2	6.8	
0.0			5.3	SW	37.5	21.5	2.2	0.2	
0.0			7.2	E			0.1	6.0	
8.0	37.3	27.9	9.0	SW	0.5	0.7	5.9	1.4	
8.8	38.6	30.8	9.4	SW			8.1	1.8	
3.3	42.3	31.5	11.8	SW			8.7	2.3	
5.9	40.9	31.5	12.3	SW			8.4	1.8	
6.1	48.7	33.3	12.0	SW			7.0	1.7	
7.1	40.8	32.6	12.2	SW			7.0	2.7	
3.3	40.4	31.6	7.3	SW	T		8.6	0.7	
10.7	41.9	32.6	9.6	SW			9.0	3.4	
10.8	40.6	29.5	9.3	SW			8.3	3.8	
10.5	41.5	32.5	6.8	SW			8.6	2.7	
0.0			8.7	E	1.4	6.5	0.0	0.1	
11.4	37.0	27.0	8.3	SW	0.3	3.0	3.3	0.3	
9.3	41.5	31.7	13.4	SW			6.8	2.1	
2.0			8.3	E	5.5	9.3	0.1	0.0	
4.5	37.5	26.3	4.4	SW	1.2	6.0	2.9	0.2	
195.9	1081.1	811.1	8.9	SW	129.9	72.5	6.4	42.0	

中華民國二十八年十一月逐日能見度

Visibility of every Day, in the Month of November, 1939, (0-9)

日	1	2	3	4	5	6	7	8	9	10	11	12	13	14	15	16	17	平均
1	7	7	8	8	9	9	9	9	9	9	9	9	9	9	9	9	9	7.4
2	8	8	8	8	8	8	8	8	8	8	8	8	8	8	8	8	8	8.6
3	8	8	8	8	8	8	8	8	8	8	8	8	8	8	8	8	8	8.3
4	7	7	7	7	7	7	7	7	7	7	7	7	7	7	7	7	7	7.9
5	8	8	8	8	8	8	8	8	8	8	8	8	8	8	8	8	8	8.4
6	0	0	0	0	0	0	0	0	0	0	0	0	0	0	0	0	0	6.6
7	0	0	0	0	0	0	0	0	0	0	0	0	0	0	0	0	0	7.9
8	0	0	0	0	0	0	0	0	0	0	0	0	0	0	0	0	0	8.7
9	0	0	0	0	0	0	0	0	0	0	0	0	0	0	0	0	0	8.1
10	0	0	0	0	0	0	0	0	0	0	0	0	0	0	0	0	0	6.3
11	0	0	0	0	0	0	0	0	0	0	0	0	0	0	0	0	0	5.9
12	0	0	0	0	0	0	0	0	0	0	0	0	0	0	0	0	0	6.6
13	0	0	0	0	0	0	0	0	0	0	0	0	0	0	0	0	0	5.2
14	0	0	0	0	0	0	0	0	0	0	0	0	0	0	0	0	0	2.2
15	0	0	0	0	0	0	0	0	0	0	0	0	0	0	0	0	0	0.4
16	0	0	0	0	0	0	0	0	0	0	0	0	0	0	0	0	0	5.9
17	0	0	0	0	0	0	0	0	0	0	0	0	0	0	0	0	0	8.1
18	0	0	0	0	0	0	0	0	0	0	0	0	0	0	0	0	0	8.7
19	0	0	0	0	0	0	0	0	0	0	0	0	0	0	0	0	0	8.4
20	0	0	0	0	0	0	0	0	0	0	0	0	0	0	0	0	0	7.0
21	0	0	0	0	0	0	0	0	0	0	0	0	0	0	0	0	0	7.0
22	0	0	0	0	0	0	0	0	0	0	0	0	0	0	0	0	0	8.6
23	0	0	0	0	0	0	0	0	0	0	0	0	0	0	0	0	0	9.0
24	0	0	0	0	0	0	0	0	0	0	0	0	0	0	0	0	0	8.9
25	0	0	0	0	0	0	0	0	0	0	0	0	0	0	0	0	0	8.6
26	0	0	0	0	0	0	0	0	0	0	0	0	0	0	0	0	0	0.0
27	0	0	0	0	0	0	0	0	0	0	0	0	0	0	0	0	0	0.3
28	0	0	0	0	0	0	0	0	0	0	0	0	0	0	0	0	0	6.8
29	0	0	0	0	0	0	0	0	0	0	0	0	0	0	0	0	0	9.0
30	0	0	0	0	0	0	0	0	0	0	0	0	0	0	0	0	0	2.9
平均	3.4	4.1	4.7	5.3	6.6	6.7	7.1	7.4	7.6	7.7	7.8	7.7	7.8	7.7	7.7	7.7	7.7	6.1

中華民國二十八年十一月份各項氣象要素逐日變遷圖
 March of Different Meteorological Elements in the Month of November, 1939.



本刊已領得
內政部雜誌登記證
警字第七〇三六號

雲南省立
昆明測候所

氣象月報

第四卷 第十二期

請密存

龔自知題



中華民國二十八年十二月份

MONTHLY METEOROLOGICAL BULLETIN

OF

METEOROLOGICAL STATION OF YUNNAN PROVINCE,

KUNMING.

December, 1933.

VOL. 4 NO. 12.

	目次	頁
	Table of Contents	page
凡例	Explanatory Remarks.	1
本月份天氣概況	A Summary of Weather Conditions, during the Month of December, 1933.	2
本月份氣象摘要	Monthly Summary.	3
氣壓	Barometric Pressure.	4-5
氣溫	Air Temperature.	6-7
地面溫	Earth Temperature on the surface.	8-9
地內溫	Earth Temperature.	10
雲量	Cloud Amount.	11
絕對濕度	Absolute Humidity.	12-13
相對濕度	Relative Humidity.	14-15
雲狀與雲向	Cloud Forms and Direction.	16-17
風向及風速	Wind Direction and Velocity.	18-19
降水量	Precipitation.	20-21
逐日氣象小計表	Daily Values of Meteorological Elements	22-23
能見度	Visibility.	24
各項氣象要素逐日變遷圖	March of Different Meteorological Elements	25
風向圖	Wind Rose.	26

民國二十八年十二月昆明天氣概況：

一 概 況

昆明氣溫，延至本月，始多低降，平均 14.4°C ，實與多雲氣候十五日相稱，關於全年月降水量月內總計 21.6m.m. 為歷年同月平均總數之 200m.m. 之三倍有奇；晴天日數，僅有歷年中的四分之二，陰雨日數，則多於往年三倍，是本年雨季延長，至本月尚未完畢。

本月二十九時，太湖水氣壓位總量 989.9m.m. （未海高儀訂正）為本年年之極高部，其全年之極低部，則在四月十八日十六時，總量 983.39m.m. 較差 6.51m.m. 。

月初，雲潮南下，風向偏東，濕霧迷濛，五日後重霧旋成，高山 3V 風仍盛；九日，氣溫高部復降，氣壓低部亦降，十三日，涼爽氣流交換，構成十四日雨；十六日九時降微至十九日；十九日 3V 風特大；二十日十五時氣壓低部，達 972.10m.m. ，引動寒潮之猛烈襲擊。

二十二日，總量已至，驟長結冰 0.7m.m. ， 2V 風亦大，氣壓位低部 -1.7°C ，其極高部 2.5°C ，至二十六日，連日微雪，霧愈密，共降水 30.1m.m. ，昆明市區降兩次雪，得量相等；二十七日，風轉 SW ，霧消或霧，天氣陰冷，空氣濕多 NN 風，極寒氣溫甚形擾奪矣。

全年中，氣溫極高，在四月二十二日，及五月二十三日，讀數 26.2°C ，即如氣溫不熱上氣溫極低，乃在四月六日，總量 -2.9°C ，其 2V 霜降；全年降水量，總計 1535.1m.m. ，日最多者計 90.9m.m. ，在六月一日，日最少者僅 2.2m.m. ，在八月十六日。

昆明近十二年來，較多總之降水量，以民國十七年 1745.1m.m. 為第一位，本年為第二位，計 1490.0m.m. 為第三位，去年 1433.2m.m. 為第四位，十九年 1436.8m.m. 為第五位，曠古未見者 1172.5m.m. 。

本年雲南各地雨量，均係各方常用，茲將最詳者，列舉如下：西寧 1615.1m.m. ，大理喜州 1491.0m.m. ，昆明市 1399.3m.m. ，瀘南 1391.4m.m. ，鎮源 1252.7m.m. ，元江 1132.3m.m. ，石屏 6132.2m.m. ，新平 1131.1m.m. ，西昌 915.1m.m. ，保山 1007.3m.m. ，鹽津 878.3m.m. ，金江 711.4m.m. ，信字：政亦與此同類，雲南、贛南、粵東，未得紀錄也。

中華民國廿八年十二月氣象綱要

Monthly Summary for December, 1939.

氣壓 Air Pressure		
極端最高	Extreme maximum	530.80m.m. 在 2 日 9 時 on 2nd, 9h.
極端最低	Extreme minimum	573.10m.m. 在 20 日 15 時 on 20th, 15h.
平均	Mean	577.26m.m.
氣溫 Air Temperature		
極端最高	Extreme maximum	17.0°C. 在 9 日 on 9th.
極端最低	Extreme minimum	-1.7°C. 在 24 日及 27 日 on 24th. and 27th.
最高平均	Mean maximum	9.1°C.
最低平均	Mean minimum	1.7°C.
平均	Mean	4.4°C.
風 Wind		
最大風速	Maximum velocity	19.4m/s 在 19 日 19 時 on 19th, 19h.
合流風向	Resultant direction	S14°36'W
降水 Precipitation		
雨量	Rainfall	9.7m.m.
雪量	Snowfall	11.8m.m.
總量	Total Amount	21.5m.m.
一日最大雨量	Greatest in 24 hours	10.0m.m. 在 24 日 on 24th.
小時最大雨量	Greatest in 1 hour	1.5m.m. 在 25 日 17-18 時 on 25th, 17-18h.
雜項 Miscellaneous Information		
晴天日數	Clear days	4
薄天日數	Partly cloudy days	8
陰天日數	Cloudy days	11
雨天日數	Rainy days	5
雪天日數	Days with snow	3
有凍雪日數	Days with snow on ground	4
有吹雪日數	Days with drifting snow	2
有霧日數	Days with mist	9
有濕霧日數	Days with wet fog	17
有露日數	Days with dew	9
有霜日數	Days with frost	16
有低雲日數	Days with ground fog	10
有霜日數	Days with hoar-frost	9
有露日數	Days with dew	6
有霧日數	Days with mist	4
有大風日數	Days with gale	1
有日華日數	Days with solar corona	2
有月華日數	Days with lunar corona	1
有虹霓實光日數	Days With broken spectra	1

99
90
39
96
94
91
01
06
24
15
86
84
24
71
62
85
18
33
37
52
69
64
65
67
67
63
63
15
72
85
26

中華民國二十一年八月廿五日

8801 中國海軍第一水師艦隊 中國海軍

Barometric Pressure at every Hour of Day.

時分	1	2	3	4	5	6	7	8	9	10	11	中午 Noon
1	78.22	78.07	78.03	77.99	77.84	77.79	78.20	78.59	78.55	78.68	78.85	78.71
2	78.03	78.30	78.58	78.45	78.65	79.75	80.05	80.11	81.80	82.77	84.25	84.56
3	79.44	79.39	79.34	79.22	79.24	79.29	79.68	80.09	80.65	80.74	81.81	82.59
4	78.46	78.43	78.39	78.35	78.32	77.99	78.68	78.99	79.87	79.63	78.91	78.82
5	77.87	77.82	77.71	77.69	77.58	77.85	78.17	78.50	78.75	79.81	78.79	78.17
6	78.29	78.16	78.13	78.10	78.07	78.14	78.58	78.67	79.34	79.61	79.55	78.65
7	77.45	77.30	78.04	78.07	78.61	78.55	78.89	77.89	77.98	78.15	77.88	78.80
8	77.12	77.30	77.09	76.87	76.70	76.74	77.08	77.44	77.74	77.81	77.50	77.05
9	75.10	74.76	74.72	74.67	74.63	74.63	75.23	75.65	76.19	76.34	76.01	75.66
10	77.28	77.24	77.27	77.30	77.32	77.35	77.64	78.21	78.70	78.85	78.54	77.50
11	76.26	76.12	75.83	75.84	75.31	75.86	76.27	76.10	76.87	77.63	78.21	76.15
12	76.03	76.15	76.17	76.18	76.20	76.31	76.74	77.31	77.81	78.48	78.85	77.20
13	77.55	77.25	76.94	76.72	76.66	76.69	76.97	77.27	77.98	77.59	78.25	77.64
14	76.88	77.31	76.93	76.96	76.18	76.41	76.62	76.83	76.54	77.89	78.87	77.94
15	76.86	76.82	76.49	76.36	76.39	76.39	76.89	77.22	77.71	77.30	77.65	77.01
16	76.76	76.72	76.68	76.44	76.31	76.37	76.10	77.51	77.99	78.36	78.14	77.20
17	77.95	77.94	78.53	78.22	78.39	78.79	79.10	79.61	80.16	80.13	79.63	78.77
18	77.70	77.81	77.81	77.36	76.81	76.97	77.27	77.96	77.73	77.61	77.19	76.17
19	75.81	75.74	75.40	75.37	75.23	75.23	75.74	74.65	74.61	75.61	74.20	73.55
20	74.31	74.34	74.34	74.34	74.34	74.65	75.14	75.82	76.32	76.60	76.38	75.79
21	75.23	77.20	77.38	77.17	77.25	77.74	78.15	78.56	79.02	78.92	78.69	78.07
22	77.74	77.82	77.59	76.96	76.95	77.01	77.40	77.90	78.34	78.81	78.81	78.30
23	77.55	76.38	76.87	76.78	76.80	76.81	76.92	77.31	77.91	77.59	77.89	77.07
24	76.95	76.63	76.61	76.54	76.52	76.50	77.01	77.52	77.98	77.81	77.48	76.94
25	76.62	76.55	76.52	76.40	76.43	76.58	76.96	77.65	78.15	78.38	78.12	77.57
26	79.41	79.01	78.93	78.80	78.81	78.83	79.13	79.71	80.13	80.15	79.91	79.77
27	78.64	78.52	78.50	78.28	78.47	74.45	78.88	79.52	79.02	79.90	79.56	78.76
28	79.11	79.11	79.12	79.11	79.15	79.17	79.66	80.16	80.15	80.15	80.47	80.11
29	78.60	78.47	78.54	78.29	78.17	73.23	78.55	79.05	79.32	79.34	78.87	78.17
30	76.73	76.57	76.45	76.11	76.10	76.45	76.74	77.13	77.70	77.70	77.47	76.76
平均 Mean	77.31	77.23	77.14	77.08	77.03	77.13	77.51	77.99	78.27	78.53	78.27	77.61

十二月逐日各時氣壓 (500m. m. +)

In the Month of December, 1939. (500m. m. +)

13.	14	15	16	17	18	19	20	21	22	23	午夜 Midn.	平均 Mean
77.10	76.77	76.56	76.55	77.03	77.21	77.65	73.05	78.31	78.51	73.71	73.87	77.90
79.10	78.53	78.34	78.22	78.20	73.41	73.82	73.33	79.41	79.49	73.41	79.49	79.39
78.56	78.10	77.67	77.59	77.76	77.31	77.95	78.33	74.74	73.63	73.83	79.49	78.98
77.36	76.64	76.31	76.40	76.67	76.83	77.31	77.61	77.91	77.93	77.37	77.98	77.94
77.67	76.92	76.81	76.95	77.34	77.47	77.84	73.20	73.40	73.37	73.31	78.31	77.91
77.91	77.30	77.18	77.02	77.03	77.19	77.53	77.51	77.81	77.75	77.33	77.63	78.01
76.81	76.41	76.17	76.26	76.85	76.76	76.83	77.03	77.43	77.47	77.45	77.41	77.05
76.21	75.41	75.15	75.49	74.79	74.92	75.13	76.31	76.63	75.61	75.81	76.35	76.24
76.67	74.67	74.53	74.71	75.03	75.48	76.25	76.65	76.93	77.01	77.21	77.23	75.62
77.10	76.53	76.31	76.35	76.16	76.19	76.81	78.61	78.62	78.62	78.51	76.40	77.15
76.97	76.93	74.83	74.61	74.63	75.12	76.41	76.95	76.97	76.91	76.10	76.12	76.83
74.67	76.25	76.32	76.11	76.31	76.63	77.35	78.01	74.21				76.81
73.16	77.73	77.48	77.42	77.51	77.12	77.42	77.75	77.77	77.75	77.81	77.53	78.21
76.42	76.31	75.70	75.70	75.33	73.91	74.91	76.43	76.64	76.63	76.63	76.63	76.71
76.43	76.93	76.83	79.31	76.92	76.02	76.31	76.61	76.81	76.77	76.73	76.70	76.82
76.33	75.95	75.93	75.73	75.85	76.03	75.65	76.73	76.91	76.87	76.83	76.81	76.65
76.90	76.85	76.33	75.51	76.11	77.02	77.35	77.63	78.00	77.93	77.93	77.96	77.18
76.03	77.61	77.43	77.83	77.39	77.49	77.71	77.31	78.01	78.05	77.01	77.75	78.33
76.26	76.76	74.43	74.32	74.02	74.31	74.31	74.71	74.42	74.33	74.01	74.01	75.37
76.85	76.22	76.11	76.24	72.43	72.91	78.52	73.91	71.22	74.32	74.31	74.33	74.52
76.31	76.21	75.22	75.36	75.59	75.73	76.33	76.61	77.13	77.16	77.21	77.23	76.60
77.43	76.83	76.85	76.88	76.91	77.03	77.34	77.45	77.85	77.92	77.93	77.32	77.41
76.73	76.99	76.99	76.93	76.91	76.91	76.91	76.91	77.01	77.01	77.01	77.14	77.16
76.87	76.46	76.01	76.03	76.91	78.22	78.71	77.05	77.13	77.21	77.19	77.97	76.91
76.20	75.89	76.99	76.34	75.93	76.16	76.45	76.33	75.76	76.73	76.91	76.89	76.87
77.45	77.17	77.23	77.43	77.51	74.10	73.57	74.71	71.97	73.01	73.11	79.03	77.41
76.32	76.19	76.28	75.23	76.35	73.43	74.55	75.51	73.31	73.93	73.97	64.85	78.93
76.01	77.81	77.65	77.71	77.82	73.13	73.47	73.85	78.91	78.31	73.02	73.03	73.23
74.26	73.81	73.29	73.23	73.55	74.53	74.58	73.91	73.81	73.91	73.91	73.63	79.15
77.83	76.96	76.71	76.71	76.81	74.71	76.33	75.31	77.23	77.19	77.99	76.83	77.18
76.22	76.90	76.97	76.96	76.35	76.76	77.91	77.13	77.13	77.25	77.53	77.45	76.85
76.86	76.47	76.91	76.90	76.45	76.63	76.96	77.33	77.45	77.41	77.92	77.31	77.26

中華民國二十八年

Air Temperature at every Hour of Day.

時日 H. D.	1	2	3	4	5	6	7	8	9	10	11	12 Noon.
1	4.8	4.7	4.8	4.6	4.5	4.2	4.2	4.8	5.0	6.2	5.4	7.8
2	4.9	4.8	4.7	4.4	4.3	4.2	4.4	4.4	4.9	5.9	6.8	7.6
3	3.9	3.3	3.3	3.0	2.8	2.6	2.4	2.7	3.4	4.2	5.1	5.9
4	1.8	1.7	1.6	1.4	1.4	1.4	1.4	2.4	3.8	4.4	4.4	5.1
5	3.6	3.1	2.7	2.5	2.3	2.2	2.2	3.6	4.8	5.9	6.9	7.0
6	5.2	4.7	4.4	4.2	4.2	3.6	3.8	4.6	6.4	8.6	10.2	10.8
7	3.5	3.2	2.8	2.5	2.5	2.2	2.4	3.8	5.5	6.9	8.1	10.3
8	5.0	5.2	4.9	4.8	4.8	4.5	4.0	5.2	7.2	8.4	9.9	11.9
9	5.7	6.2	5.7	5.8	5.5	5.3	5.5	6.2	7.6	9.8	10.9	12.5
10	5.3	4.9	4.6	4.5	4.5	4.6	4.6	5.0	6.1	6.2	7.3	7.2
11	5.4	5.0	5.1	5.1	5.0	4.9	4.7	5.2	6.2	7.8	9.4	10.7
12	4.6	4.9	4.8	4.9	4.8	4.7	4.6	5.4	6.0	8.2	9.4	10.2
13	3.3	3.2	2.8	2.4	2.3	1.8	1.2	1.2	1.4	1.6	1.9	2.4
14	4.5	4.5	4.5	4.6	4.5	4.5	4.5	4.8	4.8	5.5	5.6	5.9
15	4.2	3.1	3.9	3.6	3.4	3.2	3.2	3.2	3.7	5.0	6.7	8.9
16	4.6	4.0	3.7	3.7	3.2	3.0	3.2	3.7	3.8	5.0	6.7	8.9
17	4.4	4.4	3.9	4.0	3.3	3.6	3.7	3.1	4.5	6.2	7.3	8.7
18	6.0	4.5	4.2	4.1	3.4	3.8	2.2	2.2	2.0	1.8	2.0	2.1
19	2.8	3.9	2.9	3.3	3.9	3.6	3.8	3.8	4.4	5.7	6.4	7.0
20	3.4	3.0	2.9	2.5	2.7	2.6	3.6	3.0	4.0	4.7	5.2	5.8
21	4.5	4.5	4.4	4.0	3.8	3.8	3.8	4.3	4.8	7.4	7.1	8.2
22	0.8	0.4	0.1	-1.6	-0.9	-1.6	-0.9	-0.8	-0.4	-0.4	0.7	0.8
23	1.8	1.8	1.8	1.8	1.7	1.7	1.8	1.5	1.6	1.7	1.4	1.5
24	-0.2	-3.7	-9.7	-9.8	-1.1	-1.4	1.2	-1.2	-1.0	-0.8	0.7	0.7
25	0.0	-0.1	0.0	-0.1	-0.1	-0.3	-0.4	-0.3	-0.2	0.0	0.4	1.4
26	1.6	1.7	1.7	1.7	1.6	1.4	1.4	1.6	1.8	2.2	2.2	2.5
27	1.6	1.6	1.6	1.6	1.6	1.6	1.4	1.4	1.3	1.3	1.4	1.5
28	1.4	0.9	1.0	1.0	1.0	1.0	1.0	1.0	1.0	1.7	2.0	2.0
29	3.0	3.1	2.6	2.4	2.1	1.8	1.8	1.9	2.1	2.8	3.8	3.4
30	1.1	0.3	1.0	1.1	0.9	0.6	0.6	1.2	1.6	2.0	2.8	3.0
31	1.4	1.4	1.2	0.9	0.3	0.4	0.4	2.3	3.2	4.9	4.8	5.2
平均 Mean	3.3	3.1	2.9	2.8	2.6	2.5	2.4	2.9	3.5	4.1	5.4	6.7

十二月逐日各路潮氣溫 (°C)

in the Month of December, 1928. (°C)

13	14	15	16	17	18	19	20	21	22	23	日 中 氣 溫	日 夜 氣 溫
8.2	8.6	8.7	10.3	8.9	6.8	5.5	4.9	5.0	5.1	5.1	5.9	5.9
8.0	8.0	8.3	9.8	8.4	6.2	6.1	5.8	5.1	5.0	4.8	4.8	6.8
6.5	6.8	8.8	16.8	6.8	5.2	4.9	4.1	3.8	3.5	2.6	2.8	4.6
7.2	8.4	10.0	10.0	8.6	8.0	5.6	5.0	4.6	4.2	4.8	4.1	4.6
12.0	12.2	13.6	13.9	12.6	3.8	8.0	7.4	6.8	6.4	5.9	5.7	6.9
11.6	12.0	12.4	13.6	10.8	3.9	7.2	6.6	6.2	5.4	4.3	3.6	7.2
12.4	12.4	14.6	13.9	10.4	8.6	7.6	6.6	5.4	5.2	5.4	5.1	6.8
12.5	12.6	11.3	13.5	8.4	7.8	7.0	6.2	5.8	5.6	5.7	5.3	7.6
16.0	16.3	17.2	15.9	18.0	9.2	7.3	6.4	5.6	5.6	5.6	5.6	8.8
8.0	8.8	9.2	8.5	7.9	6.7	6.2	8.0	5.6	5.6	5.7	5.5	6.1
11.4	12.4	12.7	13.0	10.2	7.8	7.2	6.6	6.0	5.7	5.4	4.9	7.4
11.2	12.4	12.1	11.8	9.8	7.6	6.8	6.3	5.7	5.8	5.9	5.8	7.2
2.6	3.2	4.4	5.6	6.8	4.8	4.6	4.3	4.7	4.6	4.6	4.6	3.8
6.3	6.4	7.0	8.8	8.6	5.0	5.4	5.0	4.4	4.3	4.3	4.3	6.8
10.5	11.2	12.4	12.0	10.8	7.7	6.9	5.8	5.1	5.1	5.2	4.9	6.3
9.5	9.3	8.1	7.3	6.8	6.0	5.7	5.1	4.6	4.3	4.2	4.0	5.4
10.2	11.2	12.1	11.6	10.9	7.6	7.1	6.3	6.6	6.8	6.8	6.5	6.7
2.8	2.8	2.6	2.6	2.9	2.6	2.6	2.6	2.8	2.8	2.8	2.6	2.0
8.6	9.0	8.0	7.2	6.8	6.8	5.0	4.4	3.8	3.8	3.4	3.0	5.0
7.4	7.3	7.8	7.2	6.9	6.9	5.6	5.2	5.0	5.0	4.7	4.6	4.4
5.4	5.0	4.8	3.4	3.3	2.3	1.8	1.6	1.6	1.5	1.4	1.0	3.8
1.0	1.6	1.4	1.4	1.8	1.8	1.6	1.8	1.8	1.8	1.7	1.3	0.7
1.2	1.1	1.4	1.4	1.2	1.1	0.9	0.4	0.2	0.1	0.1	0.0	1.2
-0.5	-0.4	-0.2	-0.1	-0.1	-0.4	-0.0	0.0	0.1	-0.1	-0.1	-0.2	-0.3
-1.4	-2.0	1.8	1.6	1.9	1.6	1.6	1.6	1.2	1.8	1.8	1.3	0.9
-0.8	-1.0	-1.1	-1.0	1.3	-1.4	-1.4	-1.4	-1.6	-1.6	-1.6	-1.6	0.1
4.2	4.0	6.6	6.1	3.6	2.0	1.8	2.1	2.1	1.5	1.4	1.3	1.4
4.6	5.8	5.6	6.0	4.3	3.0	2.4	2.8	2.7	2.6	2.6	2.4	2.7
8.2	7.0	6.2	5.6	4.4	4.0	2.8	3.0	3.0	1.9	1.7	1.3	3.2
4.4	3.9	3.8	3.7	3.6	1.6	1.3	1.2	0.9	0.9	1.3	1.4	1.9
5.4	3.8	6.0	5.6	6.2	4.8	4.8	4.6	4.4	4.1	4.0	3.0	3.6
6.9	7.5	7.8	7.5	6.4	6.0	4.5	4.1	3.8	3.7	3.6	3.4	4.4

十二月 日 地 面 温 度 (°C)

Day in the Month of December, 1939. (°C)

14	15	16	17	18	19	20	21	22	23	24	25	26	27	28	29	30	31	Month Mean
10.4	9.7	10.2	7.4	5.8	5.0	4.2	3.8	3.8	7.2									
12.2	10.6	10.4	6.7	5.8	5.7	4.4	4.3	4.3	8.0									
11.9	11.5	7.8	6.7	4.6	4.3	3.1	0.8	0.8	6.9									
17.6	12.3	9.0	7.0	5.0	4.3	4.3	3.5	3.5	7.2									
17.4	16.4	17.8	11.0	8.1	7.4	6.0	5.5	5.5	10.6									
16.3	14.8	12.0	9.4	7.6	6.6	6.2	5.5	5.5	10.7									
18.6	15.4	12.6	9.1	8.0	7.2	6.2	4.9	4.9	9.9									
17.5	15.4	12.7	9.9	7.2	6.6	6.0	5.7	5.7	10.9									
21.0	18.3	14.8	10.4	8.5	6.7	6.5	5.9	5.0	11.8									
10.2	10.0	9.0	7.5	6.2	5.5	5.5	5.1	5.1	7.7									
15.6	13.4	11.4	9.4	7.4	6.8	5.0	5.6	5.6	10.1									
16.2	12.8	11.3	8.8	7.0	6.2	6.7	4.8	4.8	9.6									
5.1	7.2	7.0	4.0	4.2	3.0	4.9	4.8	4.8	4.3									
7.0	7.1	8.6	6.4	6.5	5.4	5.9	4.1	4.1	6.0									
16.4	13.7	10.8	9.1	6.6	6.4	5.3	4.6	4.6	8.5									
10.9	8.6	7.3	6.6	5.6	5.3	4.6	4.2	4.2	7.0									
14.7	13.0	10.9	8.9	7.2	6.8	6.4	5.4	5.4	8.4									
4.8	4.1	3.8	3.4	3.2	3.1	3.2	3.4	3.4	3.6									
13.4	8.8	7.1	6.4	5.2	4.3	4.0	3.4	3.4	6.9									
8.8	8.0	7.4	7.0	8.0	5.5	5.0	4.9	4.9	6.0									
6.4	5.6	4.2	4.6	2.3	2.4	2.2	2.2	2.2	5.5									
2.7	3.5	2.2	2.2	2.1	2.0	2.2	2.2	2.2	1.5									
1.5	1.9	1.7	1.2	1.0	0.9	0.2	0.2	0.2	1.5									
0.6	0.6	0.4	0.2	0.3	0.3	0.3	0.3	0.3	0.1									
3.1	3.2	2.8	2.1	2.0	2.1	2.0	2.0	2.0	1.7									
-0.4	-0.6	-0.7	-1.0	-1.2	-1.2	-1.2	-1.4	-1.4	-0.4									
5.3	9.9	7.5	2.9	1.4	0.9	0.5	0.9	0.9	3.7									
9.1	6.2	5.2	3.1	1.4	1.4	1.4	1.1	1.1	4.1									
15.0	9.0	6.2	4.4	1.0	2.4	1.6	1.8	1.8	5.0									
5.9	4.7	4.0	4.3	0.7	0.7	0.7	0.2	0.2	3.2									
8.8	8.2	7.2	5.6	4.8	4.6	4.4	4.2	4.2	8.8									
10.5	9.2	7.8	6.0	4.7	4.2	3.8	3.4	3.4	6.3									

中華民國二十八年十二月逐日地價溫度(°C)								
Earth Temperature of every Day, in the Month of December, 1938, (°C)								
日期 Date	0 cm	5 cm	10cm	20cm	25cm	50cm	75cm	100cm
1	8.0	7.8	8.3	9.2	12.0	13.0	14.0	14.6
2	8.8	8.3	8.7	9.4	11.7	12.7	13.8	14.5
3	8.0	7.7	8.6	9.5	11.7	12.6	13.7	14.4
4	8.1	7.0	7.9	9.2	11.5	12.4	13.6	14.3
5	8.0	6.6	7.1	8.7	11.3	12.2	13.4	14.2
6	7.8	7.0	7.6	8.9	11.1	12.1	13.3	14.2
7	7.0	8.1	7.2	8.3	11.0	12.0	13.2	14.1
8	8.2	6.7	7.2	8.5	10.9	11.8	13.1	14.0
9	9.5	7.6	8.3	9.1	10.7	11.7	12.9	13.8
10	7.4	7.9	8.5	9.4	10.3	11.6	12.9	13.8
11	8.9	7.8	8.4	9.2	10.8	11.6	12.8	13.7
12	8.5	7.6	8.2	9.1	10.3	11.6	12.7	13.6
13	8.2	6.7	7.6	9.0	10.6	11.6	12.7	13.6
14	8.6	6.9	7.5	8.1	10.7	11.5	12.6	13.5
15	7.7	7.1	7.5	8.4	10.5	11.4	12.6	13.4
16	8.3	8.3	6.9	8.3	10.4	11.3	12.5	13.4
17	7.0	6.9	7.2	8.2	10.3	11.2	12.4	13.4
18	8.5	6.1	6.8	8.1	10.2	11.2	12.3	13.3
19	7.0	6.7	6.8	7.8	10.1	11.0	12.2	13.2
20	6.9	6.8	6.3	7.7	10.0	11.0	12.2	13.1
21	6.4	6.5	6.7	7.6	9.9	10.8	12.1	13.1
22	3.3	4.6	5.5	7.3	9.7	10.7	12.0	13.0
23	3.2	4.2	5.0	6.7	9.5	10.6	11.9	12.9
24	0.6	2.5	3.4	5.7	9.1	10.1	11.8	12.9
25	2.7	2.8	3.4	5.1	8.7	10.0	11.7	12.8
26	4.3	3.0	3.6	5.1	8.3	9.7	11.5	12.7
27	3.7	3.6	3.8	4.7	8.1	9.5	11.3	12.6
28	3.6	3.4	3.3	5.0	7.8	9.2	11.1	12.4
29	6.2	4.1	4.3	5.1	7.7	9.0	10.9	12.3
30	3.6	3.6	4.1	5.2	7.7	8.9	10.7	12.1
31	3.4	4.2	4.2	5.1	7.7	8.8	10.6	12.1
平均 Mean	6.0	6.0	6.5	7.7	10.0	11.1	12.3	13.4

中華民國二十八年十二月逐日雲量 (0-10)

Cloud Amount of every Day, in the Month of December, 1939. (0-10)

日	7	8	9	10	11	12	13	14	15	16	17	平均 Mean
1	—	—	—	—	—	10.0	10.0	7.0	10.0	5.0	2.0	5.26
2	—	—	—	—	—	10.0	9.0	9.5	9.0	9.0	1.5	8.10
3	—	—	—	—	10.0	3.0	9.0	9.0	9.5	9.0	9.0	8.16
4	10.0	10.0	5.0	9.0	9.0	7.0	4.0	2.5	1.0	3.0	1.0	5.94
5	0.0	0.0	3.0	3.0	0.0	0.0	0.0	0.0	0.0	0.0	0.0	0.41
6	3.0	1.0	—	—	—	3.0	3.0	5.0	7.0	3.0	7.0	4.19
7	1.0	2.0	5.0	2.0	1.0	2.0	2.0	1.0	2.0	1.0	6.0	3.28
8	1.5	1.0	1.0	1.0	1.0	1.0	1.0	1.0	1.0	3.0	9.0	2.5
9	2.0	3.0	3.0	5.0	6.0	6.0	3.0	7.0	9.0	4.0	2.0	3.19
10	—	—	—	—	10.0	10.0	10.0	10.0	10.0	10.0	11.0	10.6
11	10.0	9.5	3.0	6.0	6.0	6.0	3.0	1.0	0.5	1.0	1.0	4.5
12	9.5	9.0	3.0	3.0	6.0	1.0	3.0	4.0	1.5	1.5	0.5	4.9
13	10.0	10.0	10.0	10.0	10.0	10.0	10.0	10.0	10.0	10.0	10.0	10.0
14	10.0	—	—	—	—	—	10.0	—	3.0	9.5	3.5	8.4
15	7.0	—	—	1.0	0.5	0.5	0.5	0.5	0.5	0.1	0.1	0.3
16	—	—	—	9.0	9.5	9.0	9.0	9.5	9.0	8.5	10.0	9.2
17	—	—	—	10.0	8.0	3.5	4.0	2.0	2.0	3.0	10.0	4.6
18	10.0	10.0	10.0	10.0	10.0	10.0	10.0	10.0	10.0	10.0	10.0	10.0
19	9.5	3.5	9.5	9.5	9.5	9.5	9.0	9.0	9.0	9.0	9.0	9.1
20	—	—	—	10.0	10.0	10.0	10.0	10.0	10.0	9.0	5.5	9.8
21	10.0	10.0	8.0	9.5	9.0	7.0	10.0	10.0	10.0	10.0	10.0	9.4
22	10.0	10.0	10.0	10.0	10.0	10.0	10.0	10.0	10.0	10.0	10.0	10.0
23	10.0	10.0	10.0	10.0	10.0	10.0	10.0	10.0	10.0	10.0	10.0	10.0
24	10.0	10.0	10.0	10.0	10.0	10.0	10.0	10.0	10.0	10.0	10.0	10.0
25	—	—	—	—	—	—	—	—	—	10.0	10.0	10.0
26	—	—	—	10.0	10.0	—	—	—	—	—	—	10.0
27	10.0	10.0	10.0	10.0	10.0	7.0	9.0	9.5	8.0	5.0	1.0	7.8
28	10.0	10.0	10.0	10.0	10.0	10.0	10.0	10.0	10.0	10.0	10.0	10.0
29	10.0	10.0	10.0	10.0	10.0	10.0	10.0	10.0	10.0	10.0	10.0	10.0
30	10.0	10.0	10.0	10.0	10.0	10.0	10.0	10.0	10.0	10.0	10.0	10.0
31	10.0	1.0	9.0	10.0	6.0	6.0	9.0	9.0	9.0	10.0	10.0	7.3
平均 Mean	7.3	7.0	7.4	8.2	7.4	7.2	7.3	6.7	6.8	6.6	6.3	7.3

中華民國十五年五月十八日

Absolute Humidity at every Hour of Day

時日	1	2	3	4	5	6	7	8	9	10	11	12
1	6.21	6.24	6.35	6.20	6.33	6.10	6.19	6.45	6.51	6.64	6.73	6.18
2	6.50	6.57	6.42	6.42	6.15	6.19	6.28	6.23	6.30	6.73	7.16	6.84
3	6.06	5.93	5.81	6.13	5.61	5.52	5.45	5.30	5.61	5.73	5.78	5.69
4	4.92	4.95	4.92	4.35	4.74	4.77	4.91	5.14	5.36	5.46	5.30	5.22
5	5.29	5.33	5.13	5.19	5.18	5.21	5.37	5.29	5.65	5.73	6.40	6.63
6	6.13	6.16	6.19	5.37	5.78	5.77	5.33	6.01	6.17	6.31	6.71	5.97
7	5.18	5.22	5.16	5.41	5.05	5.07	5.06	5.37	5.05	5.22	5.47	5.52
8	5.23	5.23	5.35	5.15	4.93	5.03	5.14	5.71	6.21	6.11	5.58	5.65
9	6.27	6.07	6.20	6.21	6.19	6.26	6.18	6.34	6.79	6.92	6.65	6.54
10	6.26	6.25	6.20	6.15	6.15	6.20	6.30	6.15	6.39	6.34	6.51	6.30
11	5.39	6.31	6.42	6.42	6.46	6.47	6.31	6.39	6.55	6.5	6.21	5.45
12	5.04	6.02	6.08	6.10	5.93	6.03	5.61	6.28	6.33	6.3	6.33	5.75
13	6.85	5.70	5.41	5.25	5.33	5.32	4.90	4.93	5.07	5.11	5.25	5.45
14	6.15	6.13	6.24	6.21	6.32	6.32	6.32	4.35	4.45	6.78	6.32	5.95
15	5.19	5.11	6.05	5.23	5.85	5.76	5.81	6.70	5.97	5.96	5.47	5.80
16	6.30	5.83	5.31	5.43	5.53	5.45	5.65	5.81	6.02	6.21	6.06	6.40
17	6.11	6.11	6.03	6.10	6.02	5.92	5.91	6.14	6.32	6.63	6.43	6.41
18	5.93	5.63	5.97	5.38	5.63	5.60	5.37	5.37	5.20	5.22	6.23	5.65
19	5.80	5.61	5.81	5.81	6.30	6.37	6.07	6.02	6.23	6.27	5.92	5.82
20	5.63	5.63	5.52	6.49	6.56	5.52	5.32	5.63	5.91	6.11	5.98	5.49
21	6.83	5.01	5.95	6.02	6.01	6.01	5.93	5.59	4.96	5.37	6.30	6.07
22	6.11	5.22	5.22	6.21	6.18	6.13	6.23	5.19	5.14	5.13	6.07	5.53
23	5.37	5.22	5.22	6.21	6.18	6.13	6.23	5.19	5.14	5.13	6.07	5.53
24	5.37	5.22	5.22	6.21	6.18	6.13	6.23	5.19	5.14	5.13	6.07	5.53
25	5.37	5.22	5.22	6.21	6.18	6.13	6.23	5.19	5.14	5.13	6.07	5.53
26	5.11	5.03	5.03	5.03	5.07	5.02	5.07	5.14	5.22	5.37	5.37	4.86
27	4.41	4.58	4.41	4.41	4.43	4.41	4.41	4.35	4.35	4.73	4.73	5.27
28	4.41	4.58	4.58	4.51	4.53	4.53	4.53	4.51	4.51	4.95	4.95	4.96
29	4.37	4.43	4.37	4.31	4.31	4.31	4.31	4.29	4.43	4.51	4.51	4.56
30	4.37	4.43	4.37	4.31	4.31	4.31	4.31	4.29	4.43	4.51	4.51	4.56
31	4.37	4.43	4.37	4.31	4.31	4.31	4.31	4.29	4.43	4.51	4.51	4.56
平均	5.63	5.67	5.53	5.51	5.49	5.32	5.33	5.47	5.60	6.00	5.73	5.75
Mean	5.63	5.67	5.53	5.51	5.49	5.32	5.33	5.47	5.60	6.00	5.73	5.75

月 逐 日 各 時 絕 對 濕 度 (m.m.)

For the Month of December, 1889. (m.m.)

13	14	15	16	17	18	19	20	21	22	23	子夜 Midn.	平均 Mean
7.05	6.90	6.22	6.71	6.60	6.44	6.25	6.26	6.37	6.50	6.42	6.40	6.44
7.04	6.69	6.57	6.11	6.56	6.16	6.29	6.33	6.26	6.37	6.27	6.23	6.41
6.55	6.65	6.20	6.68	6.42	5.21	5.89	5.34	5.30	5.18	5.70	5.93	5.52
6.54	6.88	6.65	6.95	6.39	5.33	5.32	5.24	5.23	5.30	5.24	6.26	5.24
7.07	6.39	6.78	6.81	6.63	6.16	6.24	6.13	6.30	6.44	6.36	6.27	6.03
6.57	6.19	5.10	4.33	4.16	4.73	5.03	5.34	5.21	5.24	5.26	5.22	5.68
6.07	6.45	4.04	4.40	4.27	4.90	5.70	5.39	5.68	6.56	5.40	5.36	5.27
6.40	6.25	6.06	6.63	6.05	5.97	6.43	6.39	6.49	6.31	6.36	6.43	6.02
7.00	6.71	6.70	7.16	7.33	6.22	6.72	6.51	6.21	6.31	6.27	6.27	6.62
6.42	6.21	5.87	5.70	5.63	5.61	5.33	5.38	5.14	6.09	6.27	6.44	6.14
5.90	6.24	5.97	6.07	6.96	4.27	6.03	6.25	6.28	6.02	5.98	6.00	6.21
5.71	6.35	5.91	6.02	5.30	6.33	5.34	5.36	6.11	5.98	6.02	6.05	6.00
5.61	5.36	6.23	6.18	6.35	6.13	6.04	6.23	6.00	6.34	6.04	6.12	5.76
7.07	7.21	6.63	6.61	6.41	6.31	6.22	6.37	6.22	6.23	6.23	6.28	6.47
6.71	5.43	6.42	4.96	5.23	4.92	4.93	5.01	5.03	5.19	5.15	7.27	5.69
6.16	5.92	5.83	5.19	5.35	5.33	5.52	5.75	6.04	6.16	6.10	5.11	5.73
5.05	5.41	5.63	5.37	5.44	5.27	5.40	5.63	5.51	5.61	5.61	5.62	5.66
5.62	5.32	5.32	5.63	5.61	5.62	5.52	5.52	5.08	5.40	5.40	5.62	5.61
5.41	5.64	5.24	5.37	5.01	5.21	5.56	5.79	5.85	5.78	5.63	6.77	5.63
5.14	5.05	5.23	5.22	5.21	5.34	5.63	5.30	5.71	5.64	5.76	6.76	5.67
6.39	6.05	5.79	5.35	6.00	3.41	5.22	6.14	5.14	5.14	5.14	5.14	5.73
4.92	5.41	5.07	5.04	5.14	5.14	5.14	5.22	5.22	5.22	5.18	5.14	4.87
4.99	4.96	5.07	4.97	4.99	4.63	4.89	4.72	4.66	4.66	4.66	4.66	5.06
4.40	4.55	4.51	4.54	4.51	4.34	4.33	4.53	4.61	4.61	4.61	4.61	4.80
5.07	5.20	5.22	5.14	5.14	5.14	4.14	6.14	6.22	6.22	6.22	6.14	4.96
4.33	4.22	4.19	4.22	4.15	4.09	4.03	4.08	4.02	4.10	4.10	4.10	4.69
5.07	4.99	5.02	5.21	4.81	4.93	4.19	4.29	4.29	4.51	4.34	4.34	4.71
4.76	6.25	4.84	5.03	5.30	4.99	4.09	4.34	4.65	4.65	4.65	4.65	4.79
5.33	6.43	6.09	5.32	5.37	4.99	4.34	4.64	4.34	4.36	4.37	4.37	4.61
4.37	4.26	4.15	4.19	4.07	3.90	3.89	3.34	3.35	3.35	3.37	3.37	4.00
5.24	5.69	5.32	5.17	5.71	4.99	4.34	4.01	4.22	4.35	4.34	4.34	4.76
5.73	5.76	5.59	6.49	5.61	5.89	5.42	5.43	5.43	5.56	6.55	5.54	5.51

中華民國二十八年十月

Relative Humidity at every Hour of Day.

時日 H.D.	1	2	3	4	5	6	7	8	9	10	11	中午 Noon.
1	96.2	97.3	97.5	96.8	100.0	100.0	100.0	100.0	100.0	100.0	100.0	98.2
2	100.0	98.7	93.0	100.0	94.3	100.0	100.0	100.0	100.0	100.0	96.5	87.3
3	100.0	98.7	105.0	100.0	100.0	100.0	100.0	98.6	95.9	93.4	81.9	76.3
4	94.3	105.8	95.7	95.7	94.1	91.1	97.4	94.3	84.2	87.1	84.5	80.1
5	100.2	98.2	95.3	93.1	95.7	97.0	94.4	89.2	87.3	83.0	76.0	72.0
6	92.5	93.8	95.7	94.8	93.4	97.3	97.3	95.0	85.6	78.9	76.1	63.5
7	87.9	90.6	81.2	91.2	94.7	94.1	92.8	89.3	88.9	71.8	68.1	68.7
8	90.0	89.2	82.8	79.8	77.4	79.6	84.3	86.1	81.5	77.8	71.9	65.0
9	91.3	85.4	80.2	96.2	94.4	93.7	91.8	88.2	88.2	76.8	68.0	62.4
10	93.7	96.2	97.5	97.8	97.3	97.6	97.5	91.0	91.9	89.2	81.9	82.7
11	95.0	97.4	97.3	97.4	95.8	93.6	93.6	95.4	92.7	89.7	79.4	66.8
12	95.0	93.7	93.8	93.8	93.1	93.6	95.0	92.8	90.1	75.5	66.4	61.6
13	97.3	100.0	97.1	98.9	98.8	100.0	100.0	100.0	100.0	100.0	100.0	100.0
14	97.3	97.3	98.7	98.7	100.0	100.0	100.0	100.0	100.0	100.0	100.0	100.0
15	100.0	100.0	100.0	100.0	100.0	100.0	100.0	100.0	100.0	100.0	91.1	74.5
16	97.3	83.2	83.3	99.0	98.0	93.9	98.6	97.3	100.0	95.9	82.8	76.9
17	97.4	97.4	100.0	100.0	100.0	100.0	100.0	100.0	100.0	100.0	83.8	76.0
18	93.0	88.5	83.4	91.0	94.5	103.9	100.9	108.0	100.0	100.0	100.0	100.0
19	100.0	100.0	100.0	100.0	100.0	100.0	100.0	100.0	100.0	91.3	82.1	73.5
20	97.1	100.0	97.2	100.0	100.0	100.0	100.0	100.0	97.4	97.5	90.2	79.3
21	91.2	94.5	91.9	94.7	101.0	100.0	98.7	98.1	92.4	76.0	78.0	90.0
22	97.4	97.4	97.4	97.4	100.0	100.0	100.0	100.0	100.0	100.0	95.4	98.5
23	100.0	100.0	100.0	100.0	100.0	100.0	100.0	100.0	100.0	100.0	100.0	100.0
24												
25			55.0									
26	100.0	97.1	97.1	97.1	95.6	100.0	110.0	100.0	100.0	100.0	100.0	100.0
27						100.0	110.0	100.0	93.9	94.3	91.8	83.8
28	87.0	92.6	82.6	89.6	91.8	89.6	89.7	92.7	91.8	91.5	61.7	79.7
29	79.9	79.9	82.1	84.6	85.9	87.3	83.3	93.0	92.9	90.4	84.2	77.0
30	82.1	92.6	85.8	84.2	87.9	91.0	84.7	92.6	88.3	84.5	76.8	74.5
31	83.6	77.1	79.8	81.3	88.7	84.7	90.9	83.6	81.4	81.8	75.0	79.0
平均 Mean	82.5	93.6	84.0	91.6	95.1	86.7	96.9	96.2	94.2	83.6	85.1	81.9

二月逐日各時相對濕度 (度)

in the Month of December, 1939. (%)

13	14	15	16	17	18	19	20	21	22	23	子夜 Midn.	平均 Mean
86.4	82.3	74.8	60.7	82.0	88.1	93.9	96.2	97.4	93.6	97.5	99.5	93.3
87.7	83.1	80.0	72.0	81.0	86.6	89.1	92.5	95.0	97.4	98.8	100.0	93.5
76.5	73.7	78.6	76.7	76.2	73.8	86.0	87.6	88.2	87.9	86.0	93.0	88.5
72.4	66.4	61.3	61.3	66.7	76.0	78.9	80.0	82.2	85.6	85.7	85.0	83.3
67.2	61.8	57.6	57.6	62.1	76.1	77.5	79.4	85.8	89.3	91.4	81.2	81.3
63.1	54.3	46.3	39.3	41.3	59.0	66.0	73.0	74.9	77.9	84.4	83.0	76.7
56.2	48.0	32.1	36.9	52.6	59.6	72.3	76.5	83.6	85.7	89.2	81.3	73.8
58.9	55.0	53.6	57.5	63.4	73.3	85.9	92.7	93.3	92.5	92.6	96.3	77.9
56.7	48.2	45.9	52.8	65.7	82.7	83.4	86.9	89.8	92.5	92.6	92.0	89.2
79.8	75.6	67.2	63.5	71.1	76.6	82.6	85.3	90.1	83.9	91.3	95.1	87.3
58.4	58.7	51.6	67.7	63.3	76.2	79.1	82.1	85.3	87.6	88.9	93.1	82.3
57.2	57.0	55.8	53.0	64.9	75.1	78.3	83.2	83.9	89.4	85.5	86.4	80.9
100.0	100.0	100.0	95.1	95.1	95.0	95.0	97.4	93.6	85.6	95.0	96.2	97.9
98.9	100.0	83.3	78.2	83.1	92.5	92.4	97.4	100.0	100.0	100.0	100.0	97.0
69.0	62.0	59.2	47.1	59.8	67.4	65.8	72.4	76.3	76.8	77.7	81.1	72.7
72.5	67.3	72.3	71.6	72.2	76.0	80.3	87.3	95.0	93.7	98.5	97.4	86.8
63.7	53.9	52.2	52.4	62.3	63.6	61.3	66.7	75.4	74.4	74.4	77.4	81.0
93.1	85.4	100.0	100.0	100.0	100.0	100.0	100.0	100.0	100.0	100.0	100.0	97.6
64.6	64.2	65.1	79.3	63.9	85.4	85.0	82.3	97.3	96.2	97.1	98.6	88.9
66.6	66.3	63.5	68.5	63.5	76.2	81.3	87.6	87.3	89.2	89.9	91.1	87.4
87.6	92.5	89.8	100.0	97.2	100.0	100.0	100.0	100.0	100.0	100.0	100.0	94.2
100.0	100.0	100.0	100.0	100.0	100.0	100.0	100.0	100.0	100.0	100.0	93.5	99.5
100.0	100.0	100.0	100.0	100.0	100.0	100.0	100.0	100.0	100.0	100.0	100.0	100.0
100.0	100.0	100.0	100.0	100.0	100.0	100.0	100.0	100.0	100.0	100.0	100.0	100.0
100.0	100.0	100.0	100.0	100.0	100.0	100.0	100.0	100.0	100.0	100.0	100.0	100.0
91.0	100.0	100.0	100.0	100.0	100.0	100.0	100.0	100.0	100.0	100.0	100.0	94.2
81.9	81.8	81.0	73.8	81.5	87.3	81.3	80.5	80.5	83.3	85.6	85.6	85.6
74.8	93.9	71.0	72.6	83.1	93.8	86.1	81.1	83.6	89.1	83.1	83.1	84.6
80.2	79.9	71.5	73.0	81.9	81.3	85.4	85.4	85.8	83.0	87.1	87.0	88.7
89.7	79.4	69.1	79.2	68.6	75.9	75.5	76.8	80.8	80.8	76.9	77.1	80.5
77.9	73.6	76.0	76.9	86.1	77.4	77.4	77.2	79.6	80.6	79.3	81.6	80.1
77.9	75.2	72.8	73.7	77.7	82.9	85.6	88.1	90.0	82.3	89.6	90.6	84.8

中華民國二十八年十月

Form and Direction of Clouds of every Day.

日 H.D.	7		8		9		10		11		12	
	狀 For.	向 Dir.	狀 For.	向 Dir.	狀 For.	向 Dir.	狀 For.	向 Dir.	狀 For.	向 Dir.	狀 For.	向 Dir.
1											S	W
2											SK	SW
3											SK	
4	S		SK		SK	ENE	SK	N	SK	NW	SK	
5					S		K		SK		SK	
6	C		C	W	C		C		C		C	W
7	C		C		C	W	C		C		C	W
8	C		C		AS		AS		AS		AS	
9	C		C		C		C		C	W	C	
10					C		S		S		S	
11			SK		SK	SW	SK		SK		K	SW
12	SK		SK	SW	S	SW	SK	SW	SK	SW	K	SW
13	S		S		S		S		S		K	
14					S		N		N		FK	
15					S		S		FK		FK	
16							SK	WSW	SK	WSW	SK	SW
17							S		SK	WSW	K	WSW
18	S		S		S		S		S		S	
19					S		S	SW	SK	WSW	SK	WSW
20						WSW	S	WSW	SK	WSW	SK	WSW
21	S		S		S		S		SK	WSW	SK	WSW
22	N		N		S		N		N		N	
23	N		N		N		N		N		N	
24	N		N		N		N		N		N	
25					N		N		N		N	
26							S		N			
27	S				S		S	WSW	SK		SK	W
28	SK		SK	E	SK		SK		SK		SK	SW
29	SK		SK		SK		SK		SK		SK	S
30	SK		SK		S		S		SK	S	SK	S
31	SK		SK		SK	WNW	SK	WNW	SK		SK	WNW

中華民國二十八年

Wind Direction and Wind Velocity of every

時 H	6		7		8		9		10		11		12		13	
向 Dir.	速 Vel.	向 Dir.	速 Vel.	向 Dir.	速 Vel.	向 Dir.	速 Vel.	向 Dir.	速 Vel.	向 Dir.	速 Vel.	向 Dir.	速 Vel.	向 Dir.	速 Vel.	
1	SW	1.4	SSW	6.1	0	9.0	SW	3.2	SW	2.6	SW	6.0	WSW	8.6	SW	9.3
2	E	6.6	E	3.5	ENE	0.9	ENE	1.3	E	4.2	ENE	4.6	ENE	1.2	ENE	2.5
3	E	9.5	ENE	5.3	ENE	5.1	ENE	2.6	NE	4.1	E	6.7	E	4.9	E	2.3
4	ENE	1.9	E	3.5	NE	1.4	SW	2.6	W	2.0	W	1.0	C	6.0	SW	0.8
5	SW	10.9	SW	8.2	SW	8.3	SW	6.2	SW	8.3	SW	7.4	SW	3.6	SW	4.2
6	S	4.6	S	8.7	S	1.9	SSW	3.9	S	3.1	W	0.4	W	2.2	WSW	6.7
7	SW	6.8	SW	2.9	SW	5.8	SSW	2.0	SW	5.5	SW	8.8	SW	8.0	SW	9.7
8	S	4.8	S	7.4	S	6.0	S	3.5	SW	8.2	SW	4.5	SW	7.6	SW	6.1
9	SW	11.2	SW	8.3	SW	10.7	SW	9.8	SSW	9.7	SW	9.6	SW	7.4	S	3.0
10	SE	4.6	SE	3.8	ESE	6.6	S	5.3	S	3.6	ESE	6.3	SE	5.8	SSW	5.6
11	SW	3.0	SSW	4.7	SSW	6.6	SSW	6.1	SSW	7.4	SW	8.4	SSW	9.3	SW	7.1
12	S	4.8	SSW	9.6	SSW	7.7	SW	7.2	SW	8.7	SSW	6.8	SW	7.1	SW	6.0
13	NE	7.7	E	8.3	E	8.9	E	9.1	E	8.0	E	5.3	C	6.9	E	2.3
14	SSW	9.4	SSW	6.1	W	8.2	SW	6.3	SSW	9.4	SW	11.3	SW	5.3	SW	11.0
15	SW	11.1	SW	10.5	SW	12.3	SW	14.0	SW	13.3	SW	16.1	SSW	10.1	SSW	8.2
16	SW	5.8	SSW	8.2	SSW	7.1	SW	5.2	SW	6.9	WSW	10.4	WSW	7.2	SW	8.3
17	SSW	9.8	SW	9.2	SW	9.2	WSW	10.8	SW	9.6	WSW	9.8	SW	12.3	SW	11.4
18	NE	2.1	E	11.1	ENE	10.0	ENE	5.6	E	4.6	E	8.4	ENE	6.9	E	8.1
19	S	4.4	SSW	6.8	SW	5.8	SW	5.9	SW	7.0	WSW	9.8	WSW	9.7	SW	8.3
20	SW	2.8	SW	13.2	SSW	10.7	SW	8.2	SW	8.3	SW	8.8	SW	9.3	SW	13.1
21	SW	4.7	SSW	7.9	SW	8.1	SW	8.7	SW	4.0	ENE	4.2	ENE	6.0	ENE	8.8
22	NE	13.0	NE	11.9	NE	8.0	NE	9.7	NE	9.9	ENE	7.2	E	7.5	ENE	8.2
23	E	8.6	E	8.3	ENE	7.4	ENE	7.0	E	6.9	ESE	6.7	ENE	9.4	ENE	9.0
24	ENE	9.7	ENE	8.3	ENE	2.4	ENE	7.6	E	3.3	ENE	4.8	ENE	5.0	NE	4.9
25	ENE	6.7	ENE	8.4	ENE	10.3	ENE	6.0	ENE	5.6	SE	4.2	ESE	2.6	SSW	4.1
26	S	6.5	S	8.4	SW	3.1	SSW	4.7	SW	3.3	S	6.8	ENE	10.0	ENE	9.8
27	C	6.0	W	7.6	SSW	7.9	SW	9.8	SW	4.9	SW	6.7	SW	8.7	WSW	7.2
28	SW	3.3	WSW	1.4	WSW	0.9	SW	1.0	SW	3.0	SW	2.8	SW	6.8	W	3.4
29	ENE	1.6	ESE	4.7	E	5.2	E	1.0	SW	0.4	SW	1.6	SW	0.4	S	11.3
30	ENE	7.1	S	8.1	ESE	6.4	SE	6.7	SW	1.4	SSW	2.2	WSW	5.4	SW	6.9
31	SW	2.6	SW	7.0	SW	7.7	SW	1.2	WSW	1.1	SE	4.6	ESE	2.0	ENE	3.6
Mean	6.6	7.4	6.7	6.0	6.0	6.0	6.0	6.0	6.1	6.1	6.4	6.4	6.7	6.7	6.7	6.7

十二月逐日風向及暴風速 (m/s)

Day, in the Month of December, 1939. (m/s)

14		15		16		17		18		19		20		21		Mean
向	速	向	速	向	速	向	速	向	速	向	速	向	速	向	速	
Dir.	Vel.	Dir.	Vel.	Dir.	Vel.	Dir.	Vel.	Dir.	Vel.	Dir.	Vel.	Dir.	Vel.	Dir.	Vel.	Med.
SW	8.5	SW	8.6	SW	9.7	SW	9.1	SSW	3.5	SW	8.5	SW	6.6	SW	4.7	6.4
E	1.7	ESE	1.3	S	2.8	SE	5.9	SSW	1.3	SE	2.1	NNE	9.7	SW	3.7	3.4
E	2.0	S	0.0	ESE	7.5	SE	2.1	SSW	3.2	SSW	8.8	S	6.3	SW	1.1	2.4
SSW	1.4	SW	7.6	SSW	4.5	SW	3.0	SW	1.1	SW	6.8	SW	5.5	SW	6.2	2.1
SW	6.9	SSW	8.7	SW	7.1	SW	7.3	SW	6.1	SW	6.8	SW	6.4	SW	7.1	7.2
WSW	7.6	SW	3.9	SW	5.1	SW	7.1	SW	7.5	SW	3.1	SW	6.6	SW	9.2	5.9
SW	7.5	SW	9.7	SW	9.3	SW	4.5	SW	13.3	SW	13.6	SW	7.9	SW	8.2	7.6
SSW	8.1	SW	4.7	SW	11.2	SW	11.3	SW	3.9	SSW	11.3	SW	12.6	SW	13.9	8.2
SW	5.8	S	6.3	S	5.4	SE	11.3	SE	9.1	E	12.2	E	10.7	E	11.3	8.7
SW	3.6	SW	8.2	SSW	6.1	SSW	9.6	SSW	9.3	SW	10.7	SW	9.1	SW	6.9	6.5
SW	13.8	SW	9.3	SW	7.0	SW	13.6	SW	9.1	SW	8.2	SW	6.1	SSW	5.9	7.9
SSW	10.7	SSW	7.6	SSW	7.6	SSW	10.1	SW	9.7	SSW	7.7	SSW	3.3	SSW	9.2	8.1
SSE	3.4	S	3.7	S	6.3	S	6.6	S	8.7	SSW	8.5	SW	3.5	SW	9.5	7.1
SW	10.8	SW	11.3	SW	3.0	WSW	13.1	SW	11.7	SW	10.8	SW	11.2	SSW	8.7	9.6
SW	10.1	WSW	6.3	SW	4.0	SW	6.3	SSW	10.1	SSW	14.2	SSW	10.3	SW	7.2	10.4
SSW	11.6	SW	11.2	SW	15.9	SW	12.9	SW	13.6	SW	11.0	SW	13.0	SW	10.6	10.1
WSW	10.7	WSW	4.6	WSW	9.7	SSW	9.1	SSW	13.1	SSW	11.0	SW	10.7	SSW	7.3	10.0
E	6.0	E	5.1	ESE	3.2	E	1.3	E	1.9	ESE	4.6	E	1.7	C	0.6	6.6
SSW	11.3	SW	91.7	SSW	11.5	SW	13.8	SW	4.3	SSW	13.1	SSW	10.3	SW	15.9	10.4
SW	13.0	SW	11.1	SW	11.3	SSW	13.1	SSW	13.1	SSW	7.1	SW	7.2	SSW	6.9	10.2
ESE	8.2	E	9.7	ESE	6.9	ESE	3.6	ESE	6.9	ESE	9.6	ESE	6.5	ESE	7.3	5.9
E	8.3	E	6.6	E	4.9	ESE	3.1	ESE	6.4	E	4.6	ESE	4.1	ESE	6.6	7.4
ESE	7.7	ESE	4.7	NE	4.9	K	3.6	N	4.6	ESE	8.3	ESE	8.6	ESE	10.4	7.5
ESE	5.2	NE	2.3	NE	5.4	NE	6.9	NE	2.6	NE	4.7	NR	6.3	ESE	7.1	6.2
SSW	2.2	SSW	6.3	SSW	6.0	S	5.3	S	4.9	SSW	8.0	S	6.2	SSW	7.6	6.9
ESE	9.2	ESE	6.0	ESE	8.8	ESE	12.1	ESE	9.2	ESE	9.6	ESE	8.3	ESE	8.3	7.5
SW	8.0	WNW	5.2	WNW	1.7	SW	9.5	SW	4.1	SW	8.1	SW	6.4	SW	3.4	3.2
SW	7.7	SW	8.3	SW	6.5	SW	6.4	SW	2.8	SW	5.9	SW	4.9	SSW	5.2	4.9
SW	4.7	SSW	6.3	S	6.1	S	8.9	SSW	9.3	SSW	10.7	SSW	9.0	SSW	12.4	5.4
SW	9.3	SW	9.7	SW	8.2	SW	5.3	SSW	9.7	SSW	5.1	SSW	13.5	SSW	10.1	7.5
ESE	3.7	E	1.5	SE	3.6	SE	5.2	S	6.0	S	1.6	SSW	7.6	SW	5.0	4.3
7.5	7.3	7.2	8.1	7.7	8.5	7.9	7.8	7.1								

中華民國二十八年十月

Precipitation Amount at every Hour of Day.

時日	0-1	1-2	2-3	3-4	4-5	5-6	6-7	7-8	8-9	9-10	10-11	11-12
1						0.3		0.1				
2							T	0.1				
3												
4												
5												
6												
7												
8												
9												
10												
11												
12												
13												
14							0.2				0.1	0.3
15												
16												
17												
18												
19												
20												
21												
22												
23												
24												
25												
26												
27												
28												
29												
30												
總計	0.9	1.6	1.5	1.0	1.0	1.2	1.1	0.2	0.4	0.1	0.7	1.3

中華民國二十八年十二月

Daily Values of Meteorological Elements

日期 Date	氣壓 Pressure (500mm)	溫度 Temperature (°C)				草溫 Grass Temp.	地表面 Earth Surface	濕度 Humidity		雲量 Amount of Cloud 0-10
		平均 Mean	最高 Max.	最低 Min.	變差 Range			絕對 Absolute mm.	相對 Relative %	
1	77.90	5.9	10.8	3.5	7.3	1.8	7.2	6.4	93.3	6.6
2	79.89	5.8	9.9	3.9	6.0	2.3	8.0	6.44	93.5	8.0
3	78.56	4.5	9.5	2.0	7.5	2.1	6.9	5.88	88.5	8.6
4	77.94	4.6	10.8	1.0	9.8	0.2	7.2	5.21	83.3	5.4
5	77.94	6.9	14.3	1.3	13.0	0.5	19.6	6.03	81.3	0.1
6	78.04	7.2	14.0	2.9	11.1	0.5	10.7	5.68	76.7	4.3
7	77.06	6.8	15.4	1.9	13.5	1.5	9.9	5.27	73.8	2.3
8	76.24	7.6	15.4	1.0	11.4	-0.4	10.9	6.02	77.9	2.5
9	75.60	8.8	17.6	4.6	13.0	1.5	11.8	6.02	80.2	4.9
10	77.15	6.1	10.0	4.2	5.8	4.0	7.7	6.14	87.3	10.0
11	75.86	7.4	13.5	4.4	9.1	4.0	10.1	6.21	82.3	4.5
12	76.84	7.2	13.2	4.0	9.2	3.5	9.6	5.90	80.0	4.9
13	78.24	3.3	6.8	0.8	6.0	1.4	4.3	5.70	97.9	10.0
14	76.71	5.8	8.9	4.0	4.9	3.5	6.0	6.47	97.0	8.4
15	76.52	6.3	12.8	3.0	9.8	3.0	8.5	5.55	79.7	0.3
16	76.65	5.4	10.8	2.4	8.4	2.4	7.0	5.78	86.8	9.2
17	77.13	6.7	12.8	3.1	9.7	3.3	8.4	5.86	81.0	4.6
18	78.33	2.9	6.5	1.5	5.0	2.1	3.5	6.51	97.6	10.0
19	75.87	5.0	10.5	2.3	8.2	2.7	6.9	5.71	88.9	9.1
20	73.62	4.8	7.4	1.9	5.5	2.0	6.0	6.57	87.1	9.8
21	75.69	3.8	7.4	1.0	6.4	3.4	5.5	5.78	94.2	9.4
22	77.51	0.7	2.0	-1.4	3.4	-0.9	1.5	4.87	99.6	10.0
23	77.38	1.2	1.9	0.0	1.9	-	3.5	5.05	100.0	10.0
24	76.91	-0.5	0.1	-1.7	1.8	-1.2	0.1	4.39	100.0	10.0
25	76.67	0.9	2.0	-0.4	2.4	-0.1	1.7	4.96	100.0	10.0
26	77.69	0.1	2.2	-0.6	3.8	-	0.4	4.69	99.1	10.0
27	78.93	1.4	6.6	-1.7	8.3	-1.7	3.7	4.71	87.5	7.8
28	78.68	2.7	7.3	0.0	7.3	-2.6	4.1	4.70	84.6	8.5
29	79.16	3.2	8.7	0.9	7.8	-0.7	5.0	4.81	83.7	9.3
30	77.78	1.9	5.7	0.1	5.6	-1.1	3.2	4.20	80.5	9.1
31	76.85	3.5	8.0	-0.2	6.2	-0.4	5.8	4.75	80.1	7.8
總數或平均 T. or M.	77.26	4.4	9.1	-1.7	7.4	1.3	6.3	5.51	87.8	7.3

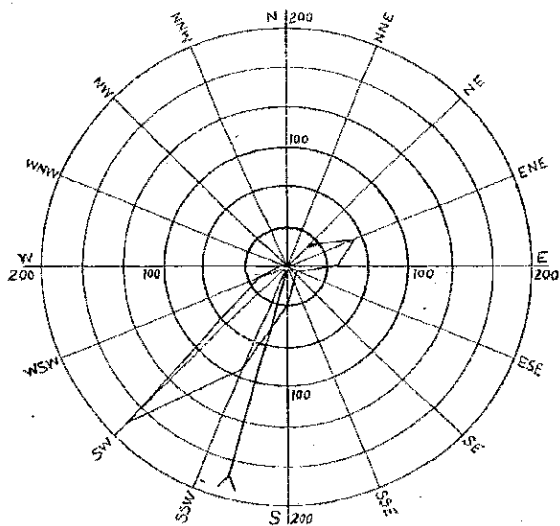
月逐日氣象平均要素表

in the Month of December, 1939.

日照時數 Duration of Enlightening hours	太陽輻射力 (Solar Radiation (C))		風 (Wind)		降水量 (Precipitation)		能見度 Vis. 0-9	蒸發量 Amount of Evap. m.m.	雜項 Miscellaneous Informations
	黑球 B.bulb	白球 W.bulb	平均速 Mean Vel. m.p.s.	最多向 Dir. Degree	量 Amt. m.m.	時數 Dur. h.			
4.7	37.7	26.3	6.4	SW	0.1	1.4	3.5	0.7	☉ ☁ ☂
4.5	35.7	26.0	3.4	E	0.2	2.0	4.0	0.5	☉ ☁ ☂
4.2	35.9	24.8	3.4	E			4.3	0.9	☉ ☁ ☂
6.3	35.2	25.7	3.1	SW			6.6	1.2	☉ ☁ ☂
10.5	37.5	26.0	7.2	SW			6.7	1.6	☉ ☁ ☂
10.1	40.5	29.4	5.9	SW			6.1	2.3	☉ ☁ ☂
10.1	37.3	28.6	7.6	SW			7.6	2.9	☉ ☁ ☂
9.9	37.3	28.5	6.2	SW			7.3	2.1	☉ ☁ ☂
9.8	40.4	31.2	8.7	SW			7.6	2.1	☉ ☁ ☂
1.6			6.5	SSW			5.0	—	☉ ☁ ☂
9.1	39.7	28.2	7.9	SW			6.9	—	☉ ☁ ☂
9.9	37.3	26.9	8.1	SSW			7.7	1.8	☉ ☁ ☂
0.8			7.1	E			0.5	0.1	☉ ☁ ☂
2.1	28.7	21.5	9.6	SW	0.8	2.5	4.3	0.2	☉ ☁ ☂
8.5	35.8	26.8	10.4	SW			5.8	1.8	☉ ☁ ☂
4.1	35.5	28.7	10.1	SW			5.5	1.2	☉ ☁ ☂
7.0	38.6	24.1	10.0	SW	T		5.6	1.7	☉ ☁ ☂
0.0			6.6	E			0.5	0.3	☉ ☁ ☂
4.2	37.5	24.2	10.4	SW			5.6	1.1	☉ ☁ ☂
2.2	33.5	23.5	10.3	SSW			6.0	1.0	☉ ☁ ☂
0.0									☉ ☁ ☂
3.2	37.0	26.1	6.9	ENE			6.4	0.5	☉ ☁ ☂
0.0			7.4	ENE	1.5	8.0	0.0	0.2	☉ ☁ ☂
0.0			7.5	ENE	10.0	15.7	0.0	0.2	☉ ☁ ☂
0.0			6.2	NE	4.1	7.0	0.7	0.0	☉ ☁ ☂
0.0			5.9	SSW	1.1	6.0	2.3	0.0	☉ ☁ ☂
0.0									☉ ☁ ☂
0.1			7.5	ENE	3.4	8.5	1.0	—	☉ ☁ ☂
1.9	34.7	23.1	5.5	SW			6.3	1.2	☉ ☁ ☂
3.9	38.4	19.9	4.9	SW			7.9	1.0	☉ ☁ ☂
2.9	34.3	26.4	5.4	SSW			6.0	1.0	☉ ☁ ☂
2.7	35.6	26.7	7.3	SW			5.7	1.8	☉ ☁ ☂
3.5	34.9	23.7	4.5	SW			5.9	1.6	☉ ☁ ☂
110.6	828.6	597.3	7.1	SW	20.5	51.4	4.8	30.8	☉ ☁ ☂

中華民國二十八年十二月份風向圖

Wind Rose for December, 1939.



風向次數
Frequency

合成風向
Resultant Direction

方向 Dir.	N	NNE	NE	ENE	E	ESE	SE	SSE	S	SSW	SW	WSW	W	WNW	NNW	NW	V	C
次數 Frequency		1	22	59	43	9	8	11	32	92	186	20	6	2				5
百分數 %		0.2	4.4	11.9	8.7	1.8	1.6	2.2	6.5	18.0	37.5	4.0	1.2	0.4				1.0

本刊已領得
內政部雜誌登記證
警字第七〇三六號

1940

年

5卷 1 - 4 期

雲南省立
昆明師範

氣象季刊

第五卷 第一期 請密存

龔自知題



中華民國二十九年一月至三月份

44
1027
144
1027
11111111

QUARTERLY METEOROLOGICAL RULLETIN

OF
METEOROLOGICAL STATION OF YUNNAN PROVINCE,
KUNMING.

January--March, 1940. VOL. 5. NO. 1

目 次

Table of Contents

一月至三月份天氣概況	The Summary of Weather Conditions, during the Month of January--March, 1940.
各月份氣象摘要	Monthly Summary of Different Meteorological Elements.
逐日氣象平均要素表	Daily Values of Meteorological Elements.
凡 例	Explanatory Remarks.
各項氣象要素變遷圖	March of Different Meteorological Elements.
風 向 圖	Wind Rose.

中華民國二十九年一月至三月昆明天氣概況：

一、概 況

昆明天氣，本年一二三月，先是春雨，後旱旱稻春耕，一月份商雨全缺，三月後商雨豐沛，自二月下旬，雲南各地天氣，自然更替，推究其成緣後，天氣活動中心轉移，致世界氣流趨變，影響殊大。

本年承去年降水逾盈，雨季延長以來，一月初初期氣溫較低，溫度亦大；二日九時，氣溫最高僅530.87 m.m.（未幾高熱即止）旋即低降；四日至九日，晨霜低霧，日朗雲佳；十日，氣溫漸高而雨，風弱；十一日，驟降大風；十二日至十六日，連日陰晴；十四日氣溫驟低，風大；十七日天陰；十八日始二十日，接續天晴；二十三日，晨有霧，氣溫低至-1°C，二十五日十四時，風力最烈，每秒達24m.二十六日雲二月一日，又極晴，三十日，氣溫高達17.5°C。

昆明一月無雨，頗形乾旱，全省皆然，國內於二十一、二兩日，山西、河南、湖南等省，俱降大雪，積雪最厚，嚴寒無法播種；北戴河凍奇寒；莫斯科入夜溫度降至零點4°C以下，為近百年來所未有！雲南北部積雪最厚達20英尺；中部華英，為六十年來最遲之第一次。

二月初，雲潮南下及漲；二日中午，昆明風轉ENE，地面結冰，氣溫最低達-4.4°C，三日至十日極晴，十一日至二十一日，連日晴曇大風；十六日氣高19.6°C，二十二日，氣溫最高復降，天始微陰；風向變轉ENE，仍返SW；二十六日，午有暴風，十七日雨霏交作，晚短閃電；二十七日，午霏夜雨，閃電雷聲；二十八日，旋即雷雨，午後雷大風雨，三日共得雨量4.5m.m.

二月二十六日，昆明十六時半，風力極烈，每秒23.8m.二十八日十六時，氣壓最低567.79m.m.始終風向變向，不絕SW，雲南西北各地，亦間雷雨降霽；全日於二十六日，昆明晴一時，未幾驟，便覺寒驟寒，W

無連八朝；遼東、湖南、東南各地俱降雨，東北會澤一帶則陰，堆積尺餘；同時勃、紅、西、江、各省，風雨不已，戰事轉劇。

二月杪，見明始有雷及虹現象，氣溫極低僅 -4.4°C 而無雪，本年雷期，即隨二月終了！月初勃、東大雨，上查急，死傷民百數十人，往南途上陰雨，月中震甚火雷，密霧光及之地也。

三月上旬，見陽漸轉降雨一週，前三日，仍雷雨降雷入大風閃電，氣壓低降，雨雨總計 23.3m.m. 九日始晴，十一日，見明氣壓最高 577.4m.m. 氣溫最低 0.7°C 風向暫轉 ENE，雲容仍散；十四日，午 SW 風強，共計降雨 2m.m. 晚四川各地普降甘霖；十五日，貴陽大風雨雷；連日，甘肅各地本均降雨。

三月下旬，二十日，見明氣溫極高 21.5°C 二十一日，夜降雨 11m.m. 雲南西北各地均有雷雨；二十二日，見明氣壓最低，上午風雨並至，夜雷閃電連雷；二十三日轉晴，氣壓漸升；二十七日，氣壓最高，風向轉 S，晨中雷雨得量 9.6m.m. 二十八日，殊晚降雨 0.6m.m. 十時彩雲見而天霽，風仍大烈。

三月份景明雨量，總計 61.6m.m. 恰為歷年同月平均總量 47.2m.m. 之三倍；降雨日數，約為歷年平均日數之四倍，較諸去年三月，僅有一日雨量 0.2m.m. 更相差遠甚！而本年三月份平均氣溫，比之去年同月高 3.6 $^{\circ}\text{C}$ ，則謂本年雨多雲厚之故。

餘有紀者：見明於二月十八日，二十時四十分，見正北地平線上，發現「極光」？發射光芒四道，長越天頂，將地平色射，中部光度甚強，報二十一時二十分始盡；三月二十五日，歐美雷電，因前降夜未歸黑子之影響，發地面雷電極強，干涉電氣，阻斷中斷，損失甚重；世界氣候遂變，與日漸離有相當關係，極光電氣，當必有其相應之變化，故此極光之發現，非尋常極光，其影響尤顯著者也。

又一月二十四日，下午二十時半，聖里斯發生地震，震動約十餘秒鐘，幸無損害。

以上各事，均係三月間之天象，其詳見於各日之天象紀事，茲將三月間之天象，略誌其概，以供參考。

中華民國二十九年一月氣象綱要

Monthly Summary for January, 1940.

氣壓 Air Pressure

極端最高 Extreme maximum 580.97m.m. 在 2 日 9 時 on 2nd, 9h.
 極端最低 Extreme minimum 569.67m.m. 在 14 日 15 時 on 14th, 15h.
 平均 Mean 573.61m.m.

氣溫 Air Temperature

極端最高 Extreme maximum 17.5°C. 在 31 日 on 31th.
 極端最低 Extreme minimum -1.0°C. 在 23 日 on 23th.
 最高平均 Mean maximum 13.0°C.
 最低平均 Mean minimum 1.2°C.
 平均 Mean 6.6°C.

風 Wind

最大風速 Maximum velocity 21.0m/s 在 25 日 11 時 on 25th, 14h.
 合表風向 Beaufort direction ESE 308°/4
 降水量 Rainfall 0.0m.m.

雜項 Miscellaneous Informations

晴天日數	Clear days	24
少雲日數	Partly cloudy days	3
陰天日數	Cloudy days	7
有濕霧日數	Days with wet fog	2
有霧日數	Days with fog	3
有霾日數	Days with mist	7
有低霧日數	Days with ground fog	5
有霜日數	Days with hoar-frost	14
有露日數	Days with dew	2
有露花日數	Days with rime	1
有大風日數	Days with gale	13
有月華日數	Days with lunar corona	1
有缺相星光日數	Days with broken spectra	1

中華民國二十九年二月氣象綱要

Monthly Summary for February, 1940.

		氣 壓 Air Pressure	
極高	Extreme maximum	578.49m.m.	在22日 10時 on 23th. 10h.
極低	Extreme minimum	577.99m.m.	在23日 16時 on 23th. 16h.
平均	Mean	574.10m.m.	
		氣 溫 Air Temperature	
極高	Extreme maximum	19.2°C	在16日 06 16h.
極低	Extreme minimum	-4.4°C	在2日 on 2nd.
最高平均	Mean maximum	16.2°C	
最低平均	Mean minimum	4.7°C	
平均	Mean	9.8°C	
		風 Wind	
最大風速	Maximum Velocity	23.3m/s	在26日 16時 30分 on 26th. 16h. 30m.
合成風向	Resultant direction	84°OP28°W	
		降 水 量 Precipitation	
雨 量	Rainfall	4.5m.m.	
一日最多量	Greatest in 24 hours	4.0m.m.	在23日 on 23th.
一時最多量	Greatest in 1 hour	1.4m.m.	在23日 6-7時 on 23th. 6-7h.
		雜 項 Miscellaneous Informations	
晴天日數	Clear days		15
曇天日數	Partly Cloudy days		9
陰天日數	Cloudy days		2
雨天日數	Rainy days		8
有雪日數	Days With hail		2
有雷雨日數	Days With thunderstorm		1
有濕霧日數	Days With Wet fog		2
有霧日數	Days With fog		5
有霾日數	Days With Mist		9
有低霧日數	Days With ground fog		18
有霜日數	Days With haze		1
有霜日數	Days With low-frost		3
有露日數	Days With dew		20
有大風日數	Days With gale		20
有閃電日數	Days With lightning		3
有日暈日數	Days With solar halo		4
有日暈日數	Days With solar corona		4
有虹日數	Days With rainbow		2
有極光日數	Days With Aurora		1

中華民國二十九年三月氣象綱要

Monthly Summary for March, 1940.

氣 壓 Air Pressure	
極高最高	Extreme maximum 577.40m.m. 在11日 10時 on 11th. 10h.
極低最低	Extreme minimum 568.29m.m. 在22日 15時 on 22th. 15h.
平均	Mean 573.50m.m.
氣 溫 Air Temperature	
極高最高	Extreme maximum 21.5°C 在20日 on 20th.
極低最低	Extreme minimum 0.7°C 在11日 on 11th.
最高平均	Mean maximum 15.6°C
最低平均	Mean minimum 5.0°C
平均	Mean 9.6°C
風 Wind	
最大風速	Maximum velocity 21.5m/s 在28日 15時 on 28th. 15h.
常成風向	Resultant direction 340° or 33°W
降 水 量 Precipitation	
雨 量	Rainfall 51.8m.m.
一日最多量	Greatest in 24 hours 11.0m.m. 在21日 on 21th.
一時最多量	Greatest in 1 hour 4.9m.m. 在27日 16-17時 on 27th 16-17h.
雜 項 Miscellaneous Informations	
晴天日數	Clear days 1
多雲日數	Partly cloudy days 15
陰天日數	Cloudy days 3
雨天日數	Rainy days 3
有雪日數	Days With hail 0
有雷雨日數	Days With thunderstorm 2
有濕霧日數	Days With Wet fog 7
有霧日數	Days With fog 8
有靄日數	Days With mist 6
有低霧日數	Days With ground fog 18
有霾日數	Days With haze 1
有露日數	Days With dew 7
有大風日數	Days With gale 15
有雷聲日數	Days With thunder 4
有閃電日數	Days With lightning 6
有日暈日數	Days With solar halo 3
有月暈日數	Days With solar corona 18
有月華日數	Days With lunar corona 1
有虹日數	Days With rainbow 2
有絳薄雲光日數	Days With ochre speckle 1

中華民國二十九年一月

Daily Values of Meteorological Elements

日期 Date	氣 壓 Pressure			氣 溫 Temperature			濕 度 Humidity		雲 Cloud	日照 時數 Duration of Sun- shine	太陽熱力 Solar Radiation	
	平均 Mean	最高 Max.	最低 Min.	平均 Mean	最高 Max.	最低 Min.	絕對 Ab- solute	相對 Re- lative			球面 B. bulb	白球 W. bulb
	mm 600+	mm 500+	mm 500+	°C	°C	°C	mm	%	Form	h	°C	°C
1	78.03	79.18	78.92	3.4	5.6	1.0	4.04	79.5	10.0	NK	0.0	
2	78.63	80.37	77.40	3.5	9.3	-0.5	4.42	76.1	5.2	CS	3.4	21.4
3	76.19	77.36	74.48	4.4	11.2	0.4	4.75	76.8	9.3	C	10.4	25.3
4	74.69	76.60	73.72	6.0	12.8	1.2	4.31	61.0	0.5	AK	10.5	27.2
5	75.47	76.31	74.63	7.8	14.2	2.3	3.90	49.9	0.4	FK	10.5	30.0
6	75.23	76.91	74.83	8.4	14.0	4.0	3.89	46.2	0.0		10.6	29.4
7	74.73	76.37	73.43	8.0	14.3	4.2	4.18	51.1	0.1	NK	10.5	29.0
8	72.54	73.43	71.42	6.4	12.7	1.1	4.35	53.9	0.0	FR	10.5	24.5
9	73.32	75.45	72.66	6.3	14.0	1.4	4.99	63.0	0.0		10.5	28.2
10	76.11	77.69	75.44	4.9	9.2	2.6	4.89	75.1	9.7	NK	3.5	23.7
11	74.71	76.03	73.58	5.1	10.9	1.4	4.96	77.3	3.8	K	10.6	25.3
12	73.66	74.92	72.17	6.2	13.5	1.4	3.83	57.6	0.0		10.7	27.3
13	73.37	73.97	70.79	7.3	14.6	2.2	4.20	56.7	0.0		10.8	28.4
14	70.73	71.46	69.67	8.4	12.7	1.0	3.79	54.5	0.0	C	10.6	27.0
15	71.61	72.33	70.69	7.1	13.0	1.0	4.34	53.6	0.1	K	10.5	23.6
16	71.71	73.02	70.62	6.7	14.2	2.0	4.41	62.4	0.0	K	10.6	28.5
17	72.24	73.42	71.27	4.5	6.9	2.6	4.63	76.2	10.0	SR	0.3	
18	73.68	75.23	72.69	5.7	12.5	1.4	4.60	69.6	0.1	FK	10.5	23.1
19	72.28	73.68	71.14	5.9	14.5	1.2	4.23	61.3	0.0		10.7	25.2
20	72.00	73.04	70.62	7.5	13.6	3.2	3.66	49.0	0.0		10.8	27.4
21	71.93	73.92	70.61	7.3	14.2	1.8	3.48	47.7	0.0		10.6	28.3
22	72.73	74.09	71.55	6.9	14.3	1.6	3.37	53.4	0.0		10.7	26.9
23	73.85	75.60	72.23	3.3	12.2	1.0	4.69	79.5	0.9	NK	5.5	26.4
24	73.31	75.33	72.54	6.6	13.2	1.3	4.57	66.4	0.5	C	10.6	27.2
25	72.35	74.09	71.09	6.8	13.3	1.7	4.30	52.3	7.1	C	10.4	27.0
26	73.93	74.62	71.54	7.1	13.7	2.0	3.97	53.5	0.7	C	10.6	27.5
27	73.29	74.12	70.37	7.2	13.9	2.0	4.03	55.5	0.6	C	10.2	27.0
28	72.43	73.87	71.41	8.6	16.0	3.0	4.00	43.9	2.3	C	10.7	26.0
29	73.20	74.77	71.54	8.7	15.9	4.5	4.55	54.8	1.2	FK	10.3	28.0
30	73.09	74.32	72.14	3.5	16.0	3.0	3.89	48.4	0.3	AR	10.3	29.0
31	72.01	73.44	70.56	9.2	17.5	3.3	4.52	53.5	0.3		10.8	28.4
總數或 Total	73.61	75.04	72.41	6.5	13.0	1.9	4.23	61.1	2.0		293.7	1079.5
最高數 Max.	80.37				17.5		5.90					
日期 Date	2				31		23				28	33
最低數 Min.		69.67				-1.0	2.69	24.5				
日期 Day		14				2.3	16.4	16				

中華民國二十九年三月

Daily Values of Meteorological Elements.

日期 Date	氣 壓 Pressure			氣 溫 Temperature			濕 度 Humidity			雲 Cloud	日照 時數 Duration of Sun- shine	太陽 輻射 量 Solar Radiation	方位 角 W. W. Wind
	平均 Mean	最高 Max.	最低 Min.	平均 Mean	最高 Max.	最低 Min.	絕對 Absolute	相對 Relative	露 點 Dew Point				
	mm 十	mm 寸	mm 寸	°C	°C	°C	mm	%	mm				
1	71.06	73.44	69.13	9.6	16.0	6.3	4.34	47.9	0.0	K	10.4	33.6	29.5
2	74.42	77.03	72.33	3.4	12.6	-4.4	4.54	70.4	3.9	FK	7.8	34.2	29.7
3	71.15	73.68	68.46	8.7	15.8	3.6	5.27	61.2	0.3	K	16.6	41.6	29.6
4	71.14	72.83	70.07	10.0	15.8	5.4	5.06	55.0	0.9	FK	10.4	40.7	29.5
5	72.25	74.60	70.32	10.6	16.4	6.7	5.23	58.6	1.7	FK	10.6	43.7	29.6
6	73.81	75.29	72.03	10.4	17.3	4.5	4.87	53.5	0.9	K	10.3	42.0	29.5
7	73.60	74.94	71.83	9.8	15.4	4.7	6.63	68.3	2.5	B	9.3	32.0	29.5
8	74.88	76.19	74.05	9.2	16.0	3.5	4.38	62.1	0.6	C	10.9	43.4	29.8
9	74.02	75.61	72.49	9.6	16.6	3.6	4.14	48.0	0.6	C	10.9	41.1	30.7
10	73.60	74.96	72.36	9.6	15.9	4.9	4.47	51.4	0.0	FK	10.9	33.9	28.4
11	74.88	75.98	73.18	9.9	15.2	5.7	4.74	52.1	3.2	K	10.6	41.5	28.5
12	73.83	75.04	72.22	10.9	16.4	7.0	5.02	61.4	4.6	C	10.3	40.8	30.7
13	74.02	74.94	72.76	10.5	16.9	4.8	4.82	49.2	4.9	C	10.7	40.2	23.6
14	74.81	75.97	73.68	11.4	17.1	5.9	4.54	46.2	3.7	C	11.0	42.6	32.0
15	76.30	77.44	73.97	11.8	17.5	6.3	4.48	45.2	0.0	C	10.3	40.2	28.0
16	76.58	77.82	75.05	12.2	19.3	6.0	4.43	43.1	0.3	C	10.9	43.5	28.6
17	76.18	77.82	74.21	11.7	18.7	5.2	5.02	59.7	2.2	C	10.8	41.3	29.2
18	74.96	76.45	73.57	11.7	19.3	5.7	3.73	33.1	4.7	C	10.9	22.7	33.6
19	75.23	76.32	74.13	11.9	18.7	6.4	3.34	37.7	1.9	FK	10.7	43.5	32.3
20	76.02	77.21	74.65	11.5	16.9	7.7	5.19	51.7	7.2	AK	9.0	41.4	29.0
21	76.90	78.41	75.39	11.4	18.0	8.2	4.07	47.7	0.1	K	10.9	44.3	32.3
22	76.50	78.43	74.92	10.8	18.6	6.3	6.01	63.9	8.9	K	9.3	41.6	28.5
23	75.35	77.04	73.74	9.8	18.0	8.8	6.37	73.8	9.3	SK	7.9	22.9	31.7
24	73.95	75.10	72.45	0.2	15.5	5.4	5.45	66.6	5.7	FK	9.0	42.2	30.8
25	74.57	76.84	73.60	10.0	17.0	4.6	+9.0	55.9	1.6	K	11.0	43.5	31.6
26	73.95	75.32	71.43	8.9	15.5	5.1	4.06	59.2	4.1	K	9.7	42.6	31.8
27	72.39	73.76	70.75	7.2	12.7	3.7	5.65	73.9	9.3	SK	4.5	41.0	28.5
28	70.21	72.53	67.63	4.9	8.9	2.4	8.29	88.0	8.3	SK	5.1	38.0	28.3
29	72.73	73.87	71.59	7.9	14.5	2.6	4.77	60.8	7.1	FK	9.5	40.9	28.5
總數或平均 Total	74.10	75.62	72.69	9.8	16.2	4.7	4.90	53.6	3.1		234.7	1200.8	373.5
最高點Max. 日期Day		78.43			19.3		3.22				11.0	43.7	32.6
最低點Min. 日期Day			67.29		16		-4.1	5.28	19.8		14/25	5	16/18

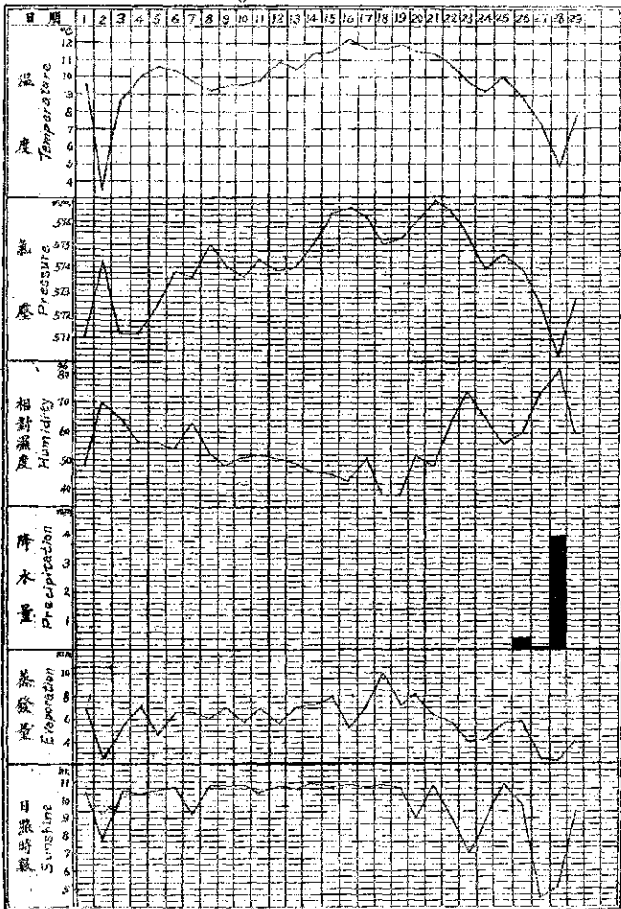
中華民國二十九年三月

Daily values of Meteorological Elements.

日期 Date	氣壓 Pressure			氣溫 Temperature			濕度 Humidity		雲 Cloud		日照 時數 Sun- shine h	太陽熱力 Solar Radiation	
	平均 Mean	最高 Max.	最低 Min.	平均 Mean	最高 Max.	最低 Min.	絕對 Absolute	相對 Relative	高 H.	低 L.		直接 Direct	半球 Diffuse
	mm ±	mm	mm ±	°C	°C	°C	mm	%	0-10 form			°C	°C
1	78.58	75.91	71.99	8.5	14.4	6.8	6.52	76.5	10.0	FK	2.4	33.0	27.8
2	71.69	72.93	69.66	7.2	13.2	4.0	5.89	78.6	8.2	SK	7.0		
3	71.12	72.69	69.21	6.0	12.5	2.2	5.55	80.8	7.2	SK	6.3	37.4	29.0
4	71.63	72.32	69.71	7.0	11.6	2.7	5.41	73.0	9.2	SK	6.9	34.6	23.4
5	71.21	73.60	70.03	8.2	13.9	5.4	6.22	76.9	9.6	AS	4.0	39.4	23.0
6	72.09	73.10	71.00	6.6	12.1	5.0	6.72	92.3	9.9	SK	2.8	36.2	23.0
7	72.70	73.93	71.57	8.0	13.4	4.0	6.13	77.7	9.6	CS	7.2	39.3	23.5
8	73.54	74.53	72.67	8.3	12.9	5.2	6.43	72.2	10.0	AS	1.8	33.2	27.0
9	73.81	74.93	72.10	9.8	16.4	4.4	5.29	61.0	1.0	K	10.8	43.0	31.0
10	73.43	74.63	72.56	11.2	17.9	5.2	4.35	45.7	3.1	C	11.1	42.5	30.5
11	75.04	77.40	73.48	5.6	11.6	0.7	5.01	73.7	6.7	S	5.4	33.3	22.3
12	72.56	74.15	70.67	9.7	17.5	1.7	5.67	68.1	8.5	C	9.2	40.6	31.6
13	73.36	75.04	72.12	12.1	17.3	3.5	5.57	58.1	5.4	SK	8.9	47.6	36.0
14	71.63	73.29	70.24	8.8	13.3	6.1	6.60	73.4	7.5	FK	6.1	39.6	29.3
15	70.51	71.22	69.27	9.1	14.8	4.6	5.23	61.7	5.8	SK	10.0	40.5	29.6
16	70.52	71.26	69.65	10.1	17.3	5.0	5.47	60.4	3.6	FK	10.6	47.2	34.5
17	70.89	71.86	69.93	10.7	16.5	6.2	6.21	60.3	5.7	SK	9.3	45.5	34.5
18	71.00	72.63	69.33	12.2	19.3	6.2	5.40	51.6	5.0	SK	10.6	41.5	32.0
19	74.69	73.75	71.46	13.3	21.2	6.2	5.50	47.9	2.3	C	11.4	44.1	33.6
20	72.50	73.52	71.04	14.3	21.5	9.1	5.34	44.0	3.0	C	11.3	43.0	32.8
21	71.27	72.47	69.67	12.3	17.4	7.8	7.12	63.4	10.0	AS	2.3	37.0	29.3
22	69.70	71.11	68.29	8.4	13.1	5.1	6.67	81.8	8.3	SK	5.9	37.6	27.1
23	71.46	73.50	70.20	7.3	14.2	2.0	4.15	55.3	0.3	FK	11.2	38.5	23.6
24	72.62	74.74	72.07	8.6	14.6	4.0	4.37	52.6	5.1	FK	9.5	41.0	29.3
25	74.33	75.62	73.16	9.8	15.3	5.1	4.79	53.5	6.0	K	10.9	43.5	32.2
25	75.14	76.47	74.14	10.6	16.0	6.0	4.95	52.2	7.1	C	8.4	33.5	27.1
27	75.50	76.40	73.93	7.3	9.8	4.0	6.63	85.5	10.0	N	0.3		
28	73.30	75.51	71.27	8.5	14.7	4.0	5.61	60.8	4.0	SK	9.0	29.9	23.5
29	73.42	75.43	71.15	11.1	18.4	5.2	5.14	53.2	3.4	C	11.3	43.9	32.6
30	73.21	75.63	72.14	12.1	19.4	6.1	5.94	57.6	2.3	SK	11.6	45.8	31.5
31	73.62	74.85	71.63	13.3	19.7	8.9	6.33	60.7	3.5	K	10.9	45.6	33.9
統計或平均 T. or M.	72.56	73.85	71.12	9.6	13.6	5.0	5.53	65.6	6.3		242.2	1135.5	833.9
最高數Max. 日期 Day		77.40			21.5		8.22				11.6	47.6	35.9
最低數Min. 日期 Day			68.20			0.7	3.73	25.3			36	13	31
			22			11	21	10					

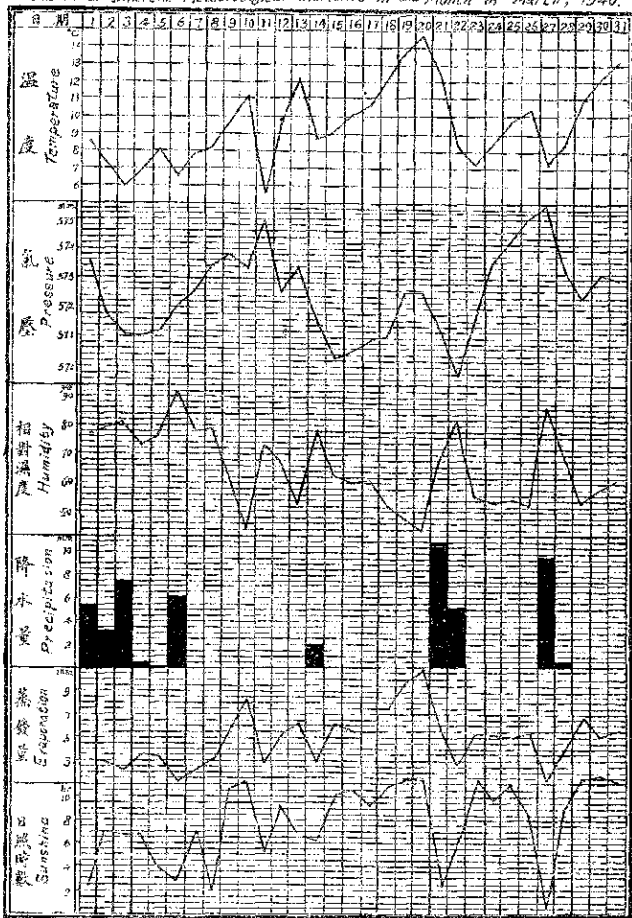
中華民國二十九年二月份各項氣象要素逐日變遷圖

March of Different Meteorological Elements in the Month of February, 1940.



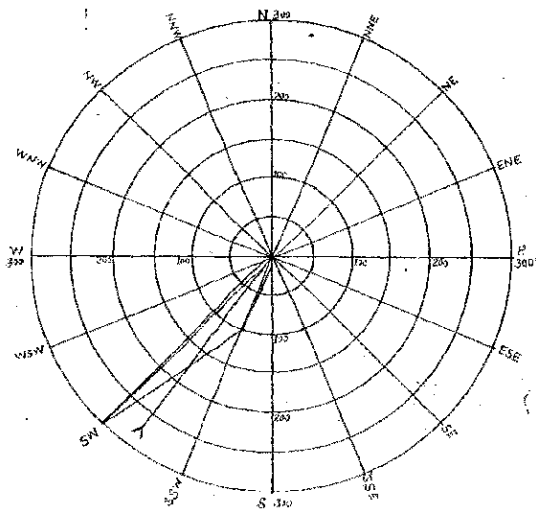
中華民國二十九年三月份各項氣象要素逐日變遷圖

March of different Meteorological Elements in the Month of March, 1940.



中華民國二十九年一月份風向圖

WIND ROSE FOR JANUARY, 1940.

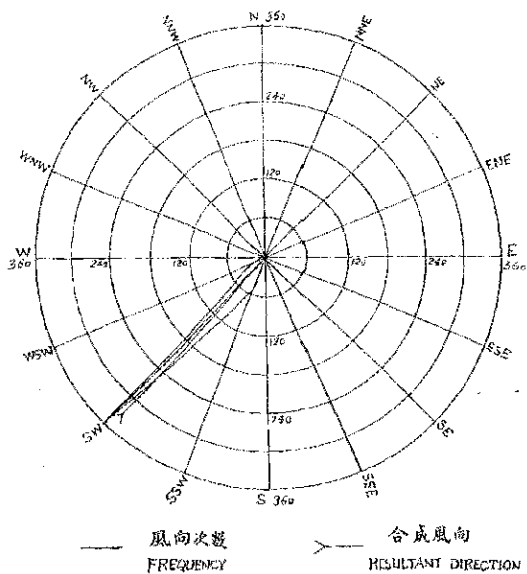


— 風向次數
FREQUENCY

— 合成風向
RESULTANT DIRECTION

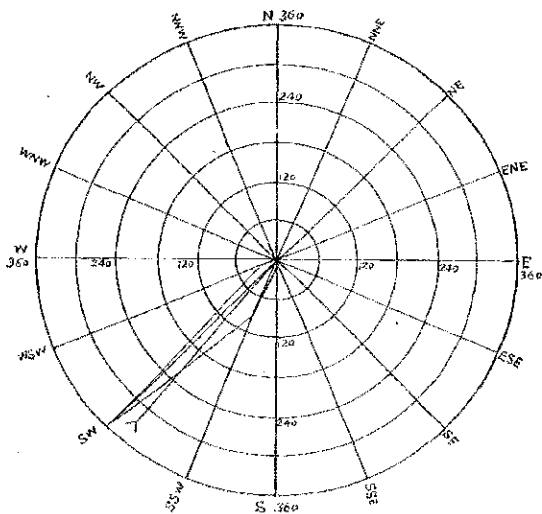
方向 DIRECTIONS	N	NNE	NE	E	ESE	SE	SSE	S	SSW	SW	WSW	W	WNW	NNW	NW	NNW	V	C
次數 FREQUENCY	1	1	5	8	9	3	13	7	10	101	30	12	11	?	?	2	1	4
百分率 %	0.2	0.2	1.0	1.6	1.8	0.6	2.7	1.4	2.0	27.7	8.4	2.9	3.0	0.4	0.4	0.2	0.8	

中華民國二十九年二月份風向圖
WIND ROSE FOR FEBRUARY, 1940.



方 向	DIRECTIONS	N	NNE	NE	E	ESE	SE	SSE	S	SSW	SW	WSW	W	WNW	NNW	N	V	C
次 數	FREQUENCY	1	1	1	3	1	4	3	40	36	23	8	1					
百 分 數	%	0.2	0.2	0.2	0.7	0.2	0.9	0.6	12.0	7.6	5.0	1.0	0.2					

中華民國二十九年三月份風向圖
WIND ROSE FOR MARCH, 1940.



風向次數
 FREQUENCY
 合成風向
 RESULTANT DIRECTION

方向 DIRECTIONS	N	NNE	NE	ENE	E	ESE	SE	SSE	S	SSW	SW	WSW	W	WNW	NW	NNW	V	C
次數 FREQUENCY			1	5	3		1		12	93	55	25	2					3
百分比 %			0.2	1.0	0.6		0.2		2.4	14.5	7.7	4.6	0.4					0.2

本刊已領得
內政部雜誌登記證
警字第七零三六號

立 省 南 雲
所 候 測 明 昆

氣 象 季 刊

第 五 卷 第 二 期 請 密 存

龔 自 知 題



中 華 民 國 二 十 九 年 四 月 至 六 月 份

QUARTERLY METEOROLOGICAL BULLETIN

OF
METEOROLOGICAL STATION OF YUNNAN PROVINCE,
KUNMING.

APRIL - JUNE, 1940. VOL. 5 NO. 2.

目 次

Table of Contents

- | | |
|-----------|---|
| 四月至六月天气概况 | <i>The Summary of Weather Conditions,
during the Month of April-June, 1940.</i> |
| 各月份气象纲要 | <i>Monthly Summary, of Different
Meteorological Elements.</i> |
| 逐日气象平均要素表 | <i>Daily Values of Meteorological Elements
in every Month.</i> |
| 凡 例 | <i>Explanatory Remarks.</i> |
| 各项气象要素变化图 | <i>March of Different Meteorological
Elements in every Month.</i> |
| 风向图 | <i>Wind Rose.</i> |

中華民國二十九年四月氣象綱要

Monthly Summary for April, 1940.

氣壓 Air Pressure

極端最高	Extreme maximum	578.05 m.m.	在 14日 10時	on 14th. 10h.
極端最低	Extreme minimum	567.95 m.m.	在 14日 16時	on 1st. 16h.
平均	Mean	574.27 m.m.		

氣溫 Air Temperature

極端最高	Extreme maximum	22.7°C.	在 17日	on 17th.
極端最低	Extreme minimum	-2.0°C.	在 3日	on 3rd.
最高平均	Mean maximum	19.0°C.		
最低平均	Mean minimum	7.9°C.		
平均	Mean	13.3°C.		

風 Wind

最大風速	Maximum Velocity	24.5 m/s	在 12日 16時 45分	on 12th. 16h. 45m.
合成風向	Resultant direction	S 32° 36' 39" W		

降水量 Precipitation

雨量	Rainfall	5.8 m.m.		
一日最多量	Greatest in 24 hours	2.0 m.m.	在 14日	on 14th.
一時最多量	Greatest in 1 hour	1.6 m.m.	在 12日 19-20時	on 12th. 19-20h.

雜記 Miscellaneous Informations

晴天日數	Clear days	8
曇天日數	Partly cloudy days	11
陰天日數	Cloudy days	7
雨天日數	Rainy days	4
有雷雨日數	Days with thunderstorm	1
有海霧日數	Days with sea fog	3
有霧日數	Days with fog	2
有露日數	Days with mist	19
有低霧日數	Days with ground fog	9
有霰日數	Days with haze	8
有露日數	Days with dew	2
有風日數	Days with gale	16
有雷聲日數	Days with thunder	2
有閃電日數	Days with lightning	1
有日華日數	Days with solar halo	2
有日華日數	Days with solar corona	10
有虹日數	Days with rainbow	1

中華民國二十九年五月氣象摘要

Monthly Summary for May, 1940.

氣壓 Air Pressure

極端最高	Extreme maximum	577.43 m. m.	在 5 日 10 時	on 5th. 10h.
極端最低	Extreme minimum	568.06 m. m.	在 7 日 16 時	on 7th. 16h.
平均	Mean	573.46 m. m.		

氣溫 Air Temperature

極端最高	Extreme maximum	27.2°C.	在 10 日	on 10th.
極端最低	Extreme minimum	3.7°C.	在 5 日	on 5th.
最高平均	Mean maximum	19.2°C.		
最低平均	Mean minimum	10.3°C.		
平均	Mean	14.4°C.		

風 Wind

最大風速	Maximum velocity	23.1 m/s	在 7 日 15 時及 8 日 18 時	on 7th. 15h. and 8th. 18h.
合成風向	Resultant direction	S 29° 23' 08" W		

降水量 Precipitation

雨量	Rainfall	164.0 mm.		
一日最多	Greatest in 24 hours	35.6 mm.	在 31 日	on 31th.
一時最多	Greatest in 1 hour	8.0 mm.	在 19 日 2-3 時及 31 日 6-7 時	on 19th. 2-3h. and 31th. 6-7h.

雜記 Miscellaneous Informations

晴天日數	Clear days	3
晴間天日數	Partly Cloudy days	10
陰天日數	Cloudy days	6
雨天日數	Rainy days	12
有雷雨日數	Days with thunderstorm	3
有濕霧日數	Days with wet fog	10
有霧日數	Days with fog	3
有薄霧日數	Days with mist	11
有低霧日數	Days with ground fog	8
有露日數	Days with dew	9
有疾風日數	Days with gale	10
有雷聲日數	Days with thunder	3
有閃電日數	Days with lightning	5
有日暈日數	Days with solar halo	7
有日華日數	Days with solar corona	1
有虹日數	Days with rainbow	3
有霓日數	Days with broken spectre	1

中華民國二十九年六月氣象綱要

Monthly Summary for June, 1940.

氣壓 Air Pressure

極端最高	Extreme maximum	577.04mm.	在 16日 9時	on 15th 9h.
極端最低	Extreme minimum	568.18mm.	在 30日 17-18時	on 30th 17-18h.
平均	Mean	573.65mm.		

氣溫 Air Temperature

極端最高	Extreme maximum	24.2°C.	在 25, 28, 29日	on 25th, 28th and 29th.
極端最低	Extreme minimum	7.4°C.	在 1日	on 1st.
最高平均	Mean maximum	21.2°C.		
最低平均	Mean minimum	12.4°C.		
平均	Mean	16.3°C.		

風 Wind

最大風速	Maximum velocity	18.3m/s	在 30日 21時	on 30th 21h.
合成風向	Resultant direction	S 16° 31' 15" W		

降水量 Precipitation

雨量	Rainfall	150.4mm.		
一日最多量	Greatest in 24 hours	22.2mm.	在 12日	on 12th.
一時最多量	Greatest in 1 hour	10.3mm.	在 5日 16-17時	on 5th 16-17h.

雜記 Miscellaneous Informations

晴天日數	Clear days	2
曇天日數	Partly cloudy days	5
陰天日數	Cloudy days	5
雨天日數	Rainy days	18
有雷雨日數	Days with thunderstorm	6
有濃霧日數	Days with wet fog	11
有霧日數	Days with fog	2
有薄霧日數	Days with mist	10
有積霧日數	Days with ground fog	16
有露水日數	Days with dew	8
有火球日數	Days with gun	1
有雷聲日數	Days with thunder	5
有閃電日數	Days with lightning	12
有日食日數	Days with solar halo	4
有月食日數	Days with lunar halo	2
有月暈日數	Days with lunar corona	1
有虹日數	Days with rainbow	2

中華民國二十九年四月

Daily Values of Meteorological Elements

日期 Date	氣 壓 Pressure				氣 溫 Temperature				濕 度 Humidity		雲 Cloud		日照 時數 Duration of Sun- shine	太陽熱力 Solar Radiation			
	平均	最高	最低	較差	平均	最高	最低	較差	絕對	相對	量	狀	時數	直射	散射	總量	
	Mean	Max	Min	Range	Mean	Max	Min	Range	Ab- solute	Re- lative	A- mount	Form	h	B Bulb	P Pulb	T Total	
	mm	mm	mm	mm	°C	°C	°C	°C	mm	%	0-10		h	°C	°C	°C	
1	89.76	72.05	67.55	-4.10	13.1	19.6	9.0	8.6	75.1	66.9	7.2	SK	7.7	-10.5	31.5	9.0	
2	75.85	77.77	70.27	7.20	8.7	16.8	-1.2	18.0	67.7	72.2	3.2	SK	7.7	43.2	33.0	10.2	
3	75.61	77.71	73.32	4.39	6.5	16.3	-2.0	18.3	59.3	72.3	6.2	C	7.6	38.0	29.0	9.2	
4	75.03	73.45	70.81	1.61	14.5	22.0	6.9	15.1	64.3	57.6	0.3	C	10.6	48.0	36.3	11.7	
5	75.03	76.99	72.91	-1.08	12.1	20.1	-4.9	15.2	62.0	61.5	9.2	S	10.9	41.4	37.1	9.3	
6	73.77	73.26	72.00	3.26	15.0	19.7	17.0	3.7	52.8	41.9	10.0	C	6.2	41.1	33.0	8.1	
7	75.39	76.63	73.93	2.70	11.6	19.2	6.7	12.5	67.0	67.7	10.0	K	5.9	44.2	34.0	10.0	
8	75.36	76.62	73.36	3.26	13.5	20.3	6.5	13.8	67.2	67.1	7.6	K	3.3	43.0	37.0	6.8	
9	74.38	76.06	72.08	3.98	13.9	19.4	10.3	8.1	60.8	51.5	8.0	SK	6.2	40.7	31.7	9.0	
10	74.34	76.13	72.03	4.87	10.5	21.5	2.8	18.7	61.1	68.9	1.8	K	10.7	44.0	36.6	7.4	
11	75.94	75.99	72.00	3.91	11.9	20.7	2.0	18.7	58.6	58.8	0.1	FK	11.3	44.6	35.0	10.6	
12	71.74	72.97	70.17	2.80	13.6	20.6	10.0	10.6	73.1	70.2	4.7	K	9.2	46.4	35.5	10.9	
13	75.65	76.72	71.70	4.94	11.2	20.2	3.6	16.6	66.9	70.7	8.8	K	4.5	42.8	33.4	9.0	
14	76.34	76.09	74.04	3.23	2.4	4.5	1.1	3.4	50.7	93.1	10.0	S	0.0	3.4	36.9	27.4	9.5
15	74.62	76.66	72.58	4.21	6.1	12.7	1.0	11.7	67.3	94.6	8.4	S	3.0	36.9	27.4	9.5	
16	73.61	74.89	71.67	3.22	13.4	20.4	6.6	13.8	62.3	59.7	2.7	A	10.3	45.1	36.6	8.5	
17	74.23	75.44	72.80	2.54	13.8	22.7	12.0	11.7	52.4	39.3	2.6	C	10.7	47.5	38.2	9.3	
18	73.77	74.60	72.41	2.19	15.6	19.7	7.5	8.4	56.5	42.5	2.0	C	11.1	46.5	36.0	10.5	
19	73.99	75.98	73.60	2.38	16.2	19.8	12.8	7.0	63.8	46.4	4.9	C	11.3	48.0	38.0	10.0	
20	75.59	76.95	74.50	-2.5	15.7	18.2	14.0	4.2	82.4	61.5	30.0	C	8.9	44.3	34.6	9.7	
21	73.13	74.03	71.19	3.64	17.2	21.0	13.5	3.5	63.0	47.5	1.9	K	10.9	42.3	30.0	10.3	
22	74.81	75.64	72.43	3.21	16.6	20.0	14.2	5.8	64.5	45.8	8.2	K	10.4	43.0	37.4	7.6	
23	74.30	75.55	72.93	2.62	15.9	19.8	12.2	7.6	57.4	42.4	4.8	C	11.0	46.6	37.0	9.4	
24	75.80	75.77	73.38	2.39	16.2	20.1	17.3	7.6	61.1	43.7	6.0	C	8.9	47.2	38.0	9.2	
25	72.91	74.39	71.36	3.03	17.0	20.6	12.5	9.1	61.4	43.6	2.1	C	11.4	44.0	34.6	9.4	
26	73.71	73.10	72.61	3.99	16.4	21.6	15.4	27.6	26.6	45.4	5.3	L	11.2	47.9	37.5	10.4	
27	75.28	76.67	74.15	-2.52	15.1	20.6	8.0	12.6	68.6	54.8	22.0	C	9.7	50.3	40.4	9.9	
28	75.94	77.40	74.23	3.13	10.6	16.4	5.4	11.0	85.2	78.5	6.5	S	6.4	48.0	34.0	8.0	
29	75.53	76.80	74.20	2.60	13.4	19.5	5.4	14.1	82.3	64.9	5.4	K	9.6	50.0	38.7	11.3	
30	75.58	77.16	74.13	3.03	16.4	20.9	13.9	7.0	83.5	69.2	4.8	C	7.0	49.5	40.0	9.5	
總數或平均 T. or M.	74.27	75.93	72.57	3.41	13.3	19.6	7.9	11.1	65.8	59.7	5.9		260.4	136.0	102.1	213.7	
最高數 Max	78.09			7.20	32.7			19.7	103.8				11.4	50.3	40.4	11.7	
日期 day	14			2	17			10, 11	29				25	27	27	4	
最低數 Min				67.95	2.19			-2.0	3.4	34.3	24.5						
日期 day				1	18			3	14	3	17						

中華民國二十九年五月

Daily Values of Meteorological Elements.

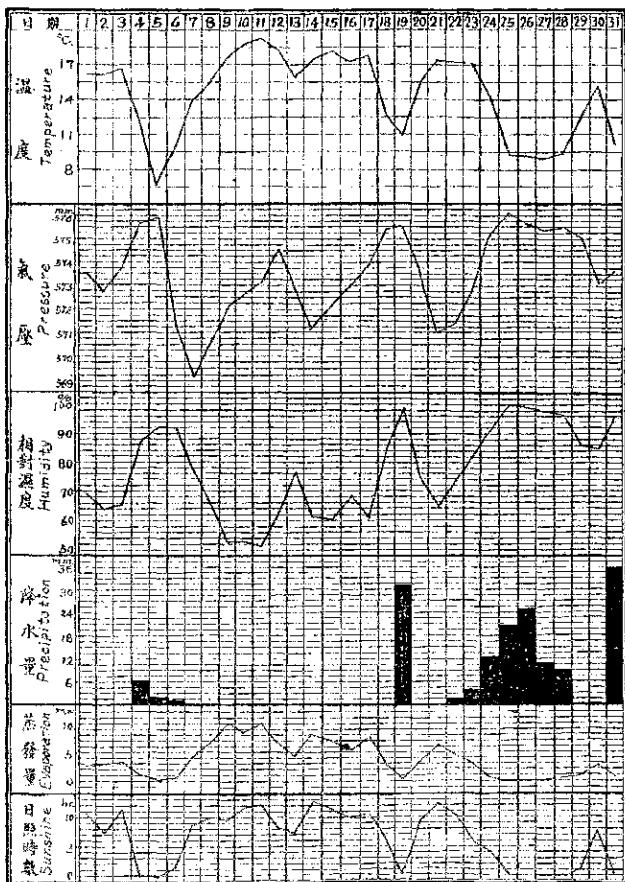
日期 Date	氣壓 pressure				溫度 Temperature				濕度 Humidity		雲 Cloud	露點 Dew Point	太陽熱力 Solar Radiation			
	平均 Mean	最高 Max	最低 Min	範圍 Range	平均 Mean	最高 Max	最低 Min	範圍 Range	絕對 Abs.	相對 Rel.	量 量	時長 時長	直接 Direct	散射 Diffuse	總量 Total	
	mmHg 1013	mmHg 760	mmHg 30	mm	°C °C	°C °C	°C °C	°C °C	mm mm	% %	g/m ³ g/m ³	h h	cal/cm ² cal/cm ²	cal/cm ² cal/cm ²	cal/cm ² cal/cm ²	
1	75.50	75.57	77.06	4.31	16.2	15.1	17.5	5.6	93.0	68.8	6.8	C	10.8	45.3	35.4	80.7
2	72.73	73.92	77.34	2.58	16.2	16.0	13.5	5.5	87.7	63.9	7.0	SK	7.4	44.5	34.7	79.2
3	73.03	75.37	76.77	2.63	16.6	16.0	13.7	6.1	91.9	65.0	7.3	SK	11.4	48.4	37.3	85.7
4	75.65	76.79	78.20	2.55	18.4	16.5	6.7	9.8	93.9	66.5	10.0	S	0.0			
5	75.89	77.63	78.19	3.24	18.3	18.0	3.7	5.1	61.9	62.3	10.0	AS	0.0			
6	76.22	78.08	69.85	5.15	19.9	12.6	5.4	7.0	84.2	91.5	9.0	SK	1.4	37.2	50.1	87.3
7	73.14	76.06	66.06	2.00	12.4	20.0	9.5	18.5	88.8	65.4	9.0	SK	9.0	40.8	38.5	79.3
8	70.63	72.04	69.81	2.23	15.4	21.0	9.9	12.5	84.5	65.5	7.9	SK	10.0	45.2	36.5	81.7
9	72.12	73.08	70.63	2.46	17.6	24.0	11.2	13.6	77.6	53.1	3.9	SK	9.0	44.5	34.6	79.0
10	72.62	73.69	74.62	2.07	18.7	27.2	12.6	14.6	83.1	52.3	2.3	SK	11.9	52.3	39.1	91.4
11	73.13	74.10	72.13	1.97	19.3	26.2	13.2	13.0	84.5	51.3	5.6	C	12.2	47.9	36.7	84.6
12	74.36	75.70	73.45	2.31	18.2	24.3	14.0	10.9	84.2	51.0	7.7	SK	8.0	52.2	38.1	90.3
13	72.98	74.90	71.02	3.96	16.0	21.7	12.4	7.3	10.0	76.2	8.7	SK	7.3	43.6	32.0	75.6
14	71.10	72.03	69.86	2.17	12.3	24.7	11.7	13.0	87.6	61.0	4.8	SK	12.5	45.9	35.3	80.2
15	72.22	73.68	71.33	2.35	18.1	24.5	12.0	18.5	91.2	60.8	6.6	C	11.4	51.0	42.9	87.7
16	75.93	74.81	71.75	2.26	17.2	22.5	12.4	9.9	88.9	66.1	7.9	S	10.0	46.1	37.3	83.4
17	73.86	75.07	72.83	3.24	17.9	24.9	12.6	12.3	92.2	67.7	6.3	SK	10.7	56.3	41.9	98.4
18	75.42	76.44	74.28	2.36	18.7	18.4	9.9	8.5	92.0	64.0	6.2	SK	6.0	43.6	35.9	80.7
19	75.19	76.55	74.37	2.18	18.0	12.0	9.6	3.2	96.9	64.4	9.9	N	6.0			
20	73.88	75.10	71.70	3.62	15.5	21.2	10.2	11.0	91.6	55.0	6.1	SK	11.0	55.0	35.0	80.0
21	74.97	73.24	69.00	4.16	17.4	23.8	11.8	12.0	93.5	64.2	3.2	S	12.7	44.0	35.0	80.0
22	71.37	72.60	70.13	2.47	17.3	24.3	12.5	12.0	10.3	62.3	7.1	S	10.1	42.0	32.0	74.2
23	73.73	74.73	72.11	1.62	18.2	22.2	13.5	8.7	93.9	61.7	9.2	SK	7.9	47.4	36.8	84.2
24	75.13	76.32	74.05	2.27	18.4	19.0	8.9	5.9	91.4	64.2	8.9	S	4.0	43.6	34.0	80.6
25	76.11	76.99	75.37	1.68	19.2	16.0	7.4	3.2	87.0	69.9	10.0	N	0.0			
26	75.00	76.33	74.59	1.74	19.0	10.7	7.0	3.7	85.8	69.2	10.0	N	0.0			
27	75.30	75.89	74.55	1.34	18.0	11.2	6.0	3.2	83.1	62.9	10.0	N	0.0			
28	75.15	77.17	76.54	2.43	19.4	12.1	7.2	4.9	84.7	64.1	10.0	N	0.0			
29	75.12	76.34	73.73	3.16	18.0	12.0	7.7	5.3	93.9	63.9	10.0	AS	1.7	43.0	33.7	80.7
30	73.07	74.83	71.74	3.12	15.1	12.0	14.0	8.9	89.0	67.0	9.0	AS	7.8	44.7	35.6	81.1
31	73.09	74.55	72.77	1.84	16.2	13.3	8.5	4.8	86.2	65.7	10.0	N	0.0			
T. or M.	73.46	74.79	72.19	2.61	14.4	19.2	10.3	8.9	92.0	76.9	7.7		201.0	103.6	82.8	227.0
Max day	5	5	5	5	11.2	27.2	14.6	13.0	10	23			12.9	52.5	42.9	14.1
Min day	7	7	7	7	3.7	3.2	3.9	3.2	5	9			14	10	15	12

中華民國二十九年六月

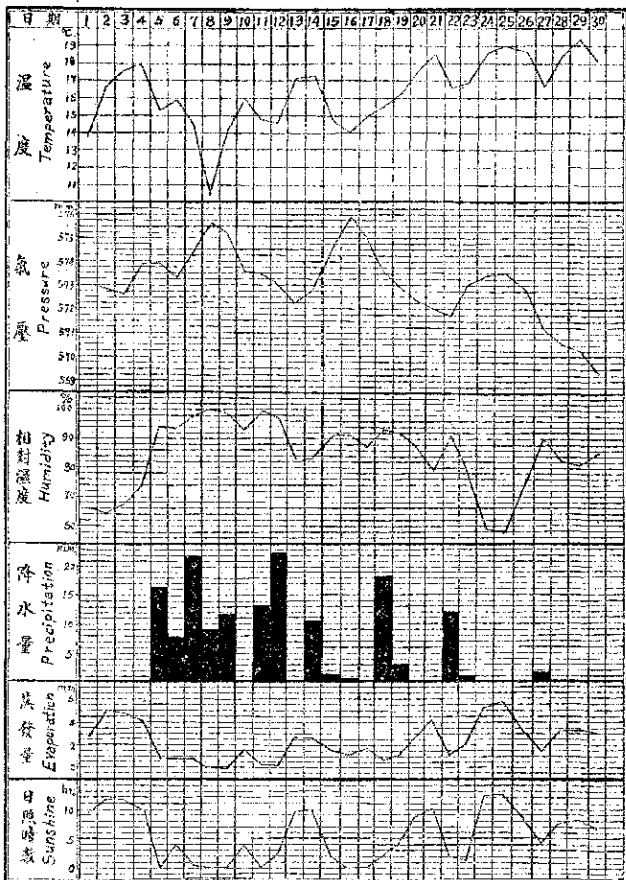
Daily Values of Meteorological Elements

日期 Date	氣 壓 Pressure				溫 度 Temperature				濕 度 Humidity		雲 Cloud	日照 時數 Duration of Sun- shine	太陽輻射 Solar Radiation			
	平均	最高	最低	變差	平均	最高	最低	變差	絕對	相對			量	狀	球外 直接 輻射	球內 總輻射
	mm	mm	mm	mm	°C	°C	°C	°C	%	%	mm	mm	h	°C	°C	°C
1	75.07	75.64	74.60	2.34	13.0	20.2	7.4	12.0	7.33	66.1	6.0	CS	2.0	42.6	29.3	13.2
2	75.79	76.94	75.35	2.39	16.0	23.4	9.2	14.0	8.00	64.2	0.9	C	12.0	43.5	33.0	8.5
3	72.53	73.19	71.00	1.39	17.6	23.9	9.8	14.0	9.92	67.4	0.6	K	11.6	44.7	36.5	7.7
4	73.05	74.04	72.63	2.31	17.9	24.0	13.0	11.0	11.15	73.9	4.4	A	11.2	47.3	39.0	8.5
5	73.83	74.81	72.17	2.70	15.2	18.9	13.4	5.3	12.17	65.8	9.8	N	3.0			
6	73.25	74.29	71.02	2.47	15.9	20.9	13.0	6.5	12.64	73.0	9.9	AS	4.1	45.2	46.0	3.2
7	74.42	75.66	73.67	1.99	14.4	18.0	10.6	8.1	12.84	77.7	10.0	N	0.9	36.2	25.2	11.0
8	73.55	74.24	73.34	1.10	10.4	11.5	7.9	3.6	9.41	59.9	10.0	N	0.0			
9	73.21	74.24	74.08	2.16	14.1	17.0	10.7	6.3	11.94	98.4	10.0	N	0.3	40.9	32.5	8.6
10	73.36	73.22	71.92	3.30	15.0	21.0	13.2	7.8	12.53	92.4	9.9	AS	4.3	42.6	33.0	0.4
11	73.46	74.65	72.59	1.46	14.7	17.2	12.0	4.4	12.50	89.2	10.0	N	0.3	37.0	30.0	7.0
12	72.99	73.03	71.24	2.01	14.6	18.3	11.0	7.3	12.10	96.6	9.7	N	2.0	43.7	33.7	10.0
13	72.21	73.13	71.76	1.79	17.1	22.4	12.9	9.5	11.89	82.1	8.0	AS	3.9	42.3	32.2	10.3
14	72.76	73.99	71.67	2.32	17.2	22.9	14.2	8.7	11.96	82.2	3.6	AS	10.1	40.6	31.5	8.5
15	74.55	75.04	73.76	2.00	14.7	18.3	12.6	3.7	11.37	91.0	9.9	AS	2.0	39.7	32.2	0.5
16	75.27	75.94	74.90	2.02	14.0	21.0	11.6	9.4	12.93	91.9	12.0	AS	0.1			
17	75.01	76.25	73.66	2.39	15.0	21.5	12.0	3.5	10.90	86.7	10.0	AS	0.2			
18	73.52	74.45	72.51	1.94	15.3	18.6	12.0	6.6	12.33	93.2	9.0	N	2.5	44.5	35.5	9.0
19	72.79	74.09	71.22	2.81	16.3	23.0	13.5	9.5	12.67	97.5	10.0	N	4.5	43.6	32.7	11.1
20	72.29	73.37	70.92	2.45	17.5	22.0	13.3	8.7	12.60	86.3	9.7	AS	0.9	45.4	33.5	11.9
21	72.04	73.29	70.23	3.06	18.5	23.7	14.5	8.7	13.29	78.2	9.3	K	10.4	45.6	34.0	11.4
22	71.72	72.80	70.69	2.19	16.6	22.6	14.0	8.6	12.95	91.2	12.0	AS	2.5	42.7	34.5	8.9
23	73.04	73.81	72.20	1.61	16.9	21.6	12.5	9.1	11.34	79.0	10.0	AS	1.6	41.0	32.2	8.8
24	73.34	74.02	72.04	2.05	18.7	22.8	12.6	10.2	9.29	53.3	4.9	C	12.5	45.6	35.0	8.2
25	73.48	74.09	72.18	1.90	19.0	24.7	13.0	11.2	9.05	57.7	1.9	C	12.0	42.6	34.0	8.2
26	72.79	73.70	71.12	2.58	18.7	24.0	13.0	11.0	11.89	74.5	8.0	N	3.0	47.3	38.6	8.7
27	71.17	72.85	69.65	2.60	16.6	26.0	14.1	6.7	12.69	90.4	0.9	S	4.1	45.0	35.0	9.2
28	70.52	72.36	69.24	1.99	18.3	24.2	13.5	10.7	12.73	82.4	6.4	SN	7.9	42.2	42.3	7.9
29	70.25	71.31	68.97	2.34	19.4	24.2	15.1	8.1	13.37	86.0	8.2	K	8.3	40.0	36.4	11.6
30	69.32	70.16	68.18	1.90	18.1	23.7	15.0	8.7	13.12	85.0	8.5	AS	6.9	49.5	39.4	10.1
T. or M.	75.05	74.05	71.84	2.21	16.3	21.2	12.4	8.8	11.55	84.2	8.3		171.8	1165.0	810.0	243.5
Max		77.04		3.30		24.2		14.2	13.38				12.8	49.5	40.3	13.3
day		16		10		23.8		2	7				25	30	28	1
Min			68.16	1.30			7.4	3.6	6.17	56.1						
day			8	8			1	5	1	3						

中華民國二十九年五月份各項氣象要素逐日變遷圖
 March of Different Meteorological Elements in the Month of May, 1940.

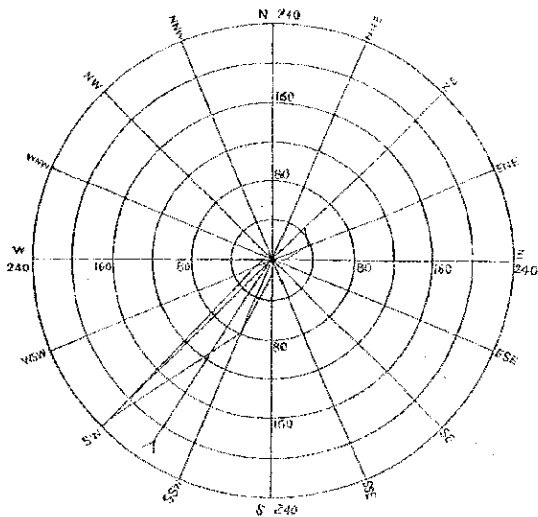


中華民國二十九年六月份各項氣象要素逐日變遷圖
 March of Different Meteorological Elements in the Month of June, 1940.



中華民國二十九年四月份風向圖

WIND ROSE FOR APRIL, 1940.



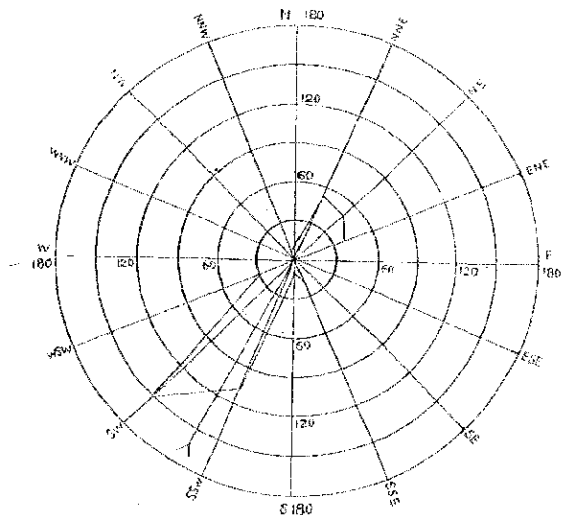
風向次數
Frequency

合成風向
Resultant Direction

方向	Dir.	N	NNE	NE	ENE	E	ESE	SE	SSE	S	SSW	SW	WSW	W	WNW	NNW	N	V	C
次數	Frequency	1	2	43	33	12	5	2	4	14	79	236	16	7	4	1			14
百分數	%	0.2	0.4	9.0	7.9	2.6	1.0	0.4	0.8	2.9	16.5	48.7	3.8	1.5	0.6	0.2			1.0

中華民國二十九年五月份風向圖

WIND ROSE FOR MAY, 1940.



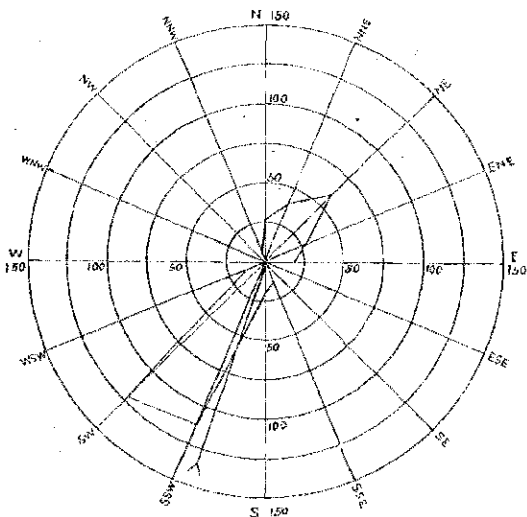
風向次數
Frequency

合成風向
Resultant Direction

方向 Dir.	N	NNE	NE	ENE	E	ESE	SE	SSE	S	SSW	SW	WSW	W	WNW	NW	NNW	N	V	C
次數 Frequency	12	53	51	38	4	5	5	14	10	107	153	29	2	2	7				2
百分數 %	2.4	10.7	10.3	7.7	0.8	0.8	1.0	3.4	2.0	21.6	30.9	5.8	0.4	0.4	1.4				0.4

中華民國二十九年六月份風向圖

WIND ROSE FOR JUNE, 1940.



風向次數
Frequency

合成風向
Resultant Direction

方向 Dir.	N	NNE	NE	ENE	E	ESE	SE	SSE	S	SSW	SW	WSW	W	WNW	NW	NNW	N	V	C	
次數 Frequency	27	41	61	27	3	1	3	14	20	112	122	13						3	7	10
百分數 %	5.5	8.6	12.7	5.5	0.3	0.2	0.6	2.9	4.2	23.3	25.4	2.7						0.6	1.5	2.1

本刊已領得
內政部雜誌登記證
警字第七零三六號

立 省 南 雲
明 候 側 昆

氣 象 季 刊

第 五 卷 第 三 期 請 密 存

龔 自 知 題



中 華 民 國 二 十 九 年 七 月 至 九 月 份

QUARTERLY METEOROLOGICAL RULLETIN

of
METEOROLOGICAL STATION OF YUNNAN PROVINCE,
KUNMING.

July--September, 1940. VOL. 5 NO. 3.

目 次

Table of Contents

六月至九月份天气概况	The Summary of Weather Conditions, during the Month of July--September, 1940.
各月气象要素表	Monthly Summary of Different Meteorological Elements.
逐日气象要素表及 在每月中	Daily Values of Meteorological Elements in every Month.
说 明	Explanatory Remarks.
各月气象要素表说明	Mean of Different Meteorological Elements in every Month.
风 向 图	Wind Rose.

沿府居民甚人，甚夜適重！七日S風甚強，昆明開燥微雨；八日大雨，忽見有霞海移步；
沿河居民幸免，氣候驟寒，並秋降霜，極為奇哉；午後上雲大而傾盆，衝過成河以在
河內水柱成旋最奇地法，交通中斷，災情最重；為歷年所罕見！

八月九日，昆明午前小雨，午後日帶月華；十日午晚微雨；十一日晚夜雷電；十二日
午連雲天霧；海西連日大雨，西南各地，大水成災，為民國廿六年以來所未有；十三日，
臨時氣象局備，夜及凌晨山，連日暴雨滄雨，山洪暴發，河多滄決；十四日氣驟雷雨
雷雨，連雨至四；十五日，昆明未曉即雷雨大作，氣溫最低17.6℃氣壓極高577.54 m.
m. 風向NNE 午後轉SWSW，颶風道矣；雲南海口附近從殘成災；

十六日，昆明午後陣雨；十七日午前12時亦有雷雨；十八日亦未曉雷雨，連開
雨摧天雲，幸無各河，旋漸發霧，水位無劇變；十九日，氣驟驟降，下午雷雨，連
日雲霧亦有雷雨；二十日，雲南海外餘現颶風，昆明SE風強，伴有陣雨，中區雷電
甚致交作，大雨如瀑；廿一日，午前春來狂風甚烈，有破樹吹裂整樹勢，未午雷電
勢發向；凌晨山午第三時即雷雨，風向SE，午後風轉NE，僅有日華雲雷閃電；

廿二日，昆明空區果有大雨，洪水從溪，盤龍江水位漲至8.7公尺，但距水
水深度的向；凌晨山亦有落雨，午後雷雨成災；廿三日，天陰雨霧，夜ENE風烈，
每秒18.5 m. 廿四日，未曉即雨，午後陣雨，15時30分昆明地輕雲，歷時多
抄即止；廿五日，風何由ENE，E轉SE，天陰；廿六日，風SSW，午雨時時
，日華如虹；廿七日陰；廿八日午後雷雨，風向SE，間有NE；廿九日未曉微
雨；三十日午雨連雷；卅一日氣壓最低，570.48 m. m. 晨午陣雨，以夜香港
交著，大雨傾盆，不至21時之一時內得最多雨量22 m. m.

八月末盤山平均氣溫，訂正得19.1℃比歷年平均溫度-0.7℃。全月雨
量總計277.6 m. m. 較歷年標準雨量多42.8 m. m.

九月昆明雨漸減少，而天10日，陰天10日，曇天10日，有雷而無一，感
力甚弱；一日午前雨，二日夜小雨，三日午雨連綿，最多1E；四日雨尤浩擊，感
偏SE15，風SSW；五日開陰雨；六日午後雨；七日天陰，午連雲，晚雷電；八日
天陰，氣壓最低571.25 m. m. 九日，時風定ENE，濕熱雷雨；10時暴雨一時
內得量17.7 m. m. 同時海西一帶亦有雷雨；十日，午前陣雨，氣溫低而提高，
氣象亦而穩定。

十一十二日，天陰兩霽；十三十四日，曇，風多SSE；十五日來晴雷雨，
十六十七日曇，17日10時氣壓最高379.57 m. m. 氣溫極低8.4℃午八日陰
；十九日曇；二十日，氣壓驟降，風向由SE，ESE，E，ENE，轉NE，噴雨
終日；二十一日，風連SWSW，晨午陣雨；廿二日陰；廿三日，早雨後雲；廿四
日陰，午正SSW風疾；廿五日未曉雷雨晚晴；廿六日，天陰夜霧；廿七八日雨
且有氣霧，氣溫最高23.1℃廿九日，早晚微雨連雷；卅日，曇天見虹，雷聲滾滾，
自廿一日以後，風多SSW及SW，熱帶氣流調劑而兩轉矣。

九月平均氣溫高度訂正為18.4℃與歷年雨量平均數比，+0.1℃。迨過去是
與；全月雨量總計189.3 m. m. 較歷年標準雨量多36.5 m. m. 而各各河
水位，並未高漲，農產全獲豐收，天降神助，將功可操矣！

中華民國二十九年七月氣象綱要

Monthly Summary for July, 1940.

氣壓 Air Pressure

極高	Extreme maximum	576.14 m.m.	在 27 日 1 時	on 27th 1st.
極低	Extreme minimum	568.42 m.m.	在 1 日 17 時	on 1th 17th.
平均	Mean	572.16 m.m.		

氣溫 Air Temperature

極高	Extreme maximum	23.0°C.	在 9 日	on 9th.
極低	Extreme minimum	10.2°C.	在 20 日	on 20th.
最高平均	Mean maximum	20.7°C.		
最低平均	Mean minimum	13.7°C.		
平均	Mean	16.7°C.		

風 Wind

最大風速	Maximum Velocity	22.4 m.p.s.	在 1 日 8 時	on 1st. 8h.
合成風向	Resultant direction	S 11° 32' 25" W		

降水量 Precipitation

雨量	Rainfall	393.7 m.m.		
一日最多量	Greatest in 24 hours	24.0 m.m.	在 21 日	on 21th.
一時最多量	Greatest in 1 hour	29.5 m.m.	在 5 日 2-3 時	on 5th 2-3h.

雜項 Miscellaneous Informations

曇天日數	Partly Cloudy days	4
陰天日數	Cloudy days	4
雨天日數	Rainy days	4
有雷雨日數	Days with thundersorm	23
有濕氣日數	Days with wet fog	4
有霧日數	Days with fog	16
有霾日數	Days with mist	7
有底霧日數	Days with ground fog	10
有露水日數	Days with dew	9
有大風日數	Days with gale	4
有雷聲日數	Days with thunder	3
有閃電日數	Days with lightning	9
有日暈日數	Days with solar halo	11
有日華日數	Days with solar corona	2
有月華日數	Days with lunar halo	1
有虹日數	Days with rainbow	1
有波有星光日數	Days with broccan spectra	7
		1

中華民國二十九年八月氣象綱要

Monthly Summary for August, 1940.

氣壓 Air Pressure

極端最高	Extreme maximum	577.54m.m.	在 15日 10時	on 15th 10h
極端最低	Extreme minimum	570.40m.m.	在 31日 17時	on 31th 17h.
平均	Mean	573.12m.m.		

氣溫 Air Temperature

極端最高	Extreme maximum	24.0°C.	在 2日	on 2nd.
極端最低	Extreme minimum	11.6°C.	在 15日	on 15th.
最高平均	Mean maximum	21.2°C.		
最低平均	Mean minimum	13.4°C.		
平均	Mean	16.6°C.		

風 Wind

最大風速	Maximum Velocity	18.5m/s	在 23日 21時	on 23th 21h.
合成風向	Resultant direction	S 21° 29' 13" E		

降水量 Precipitation

雨量	Rainfall.	271.6m.m.		
一日最多量	Greatest in 24 hours	50.6m.m.	在 31日	on 31th.
一時最多量	Greatest in 1 hour	4.20m.m.	在 31日 20-21時	on 31th 20-21h.

雜項 Miscellaneous Information

曇天日數	Partly cloudy days	1
阴天日數	Cloudy days	3
雨天日數	Rainy days	11
有雷雨日數	Days with thunderstorm	14
有濕露日數	Days with wet fog	12
有霧日數	Days with fog	4
有露日數	Days with mist	3
有濃霧日數	Days with ground fog	2
有露日數	Days with dew	4
有大風日數	Days with gale	1
有雷聲日數	Days with thunder	17
有閃電日數	Days with lightning	2
有日暈日數	Days with solar halo	9
有月暈日數	Days with lunar halo	1
有月華日數	Days with lunar Corona	2
有虹日數	Days with rainbow	18
有破爛光日數	Days with broken Spectre	1

中華民國二十九年九月氣象綱要

Monthly Summary for September, 1940.

氣壓 Air Pressure

極端最高	Extreme maximum	528.57 m.m.	在 17 日 16 時	on 17th 16h.
極端最低	Extreme minimum	521.25 m.m.	在 8 日 17 時	on 8th 17h.
平均	Mean	525.46 m.m.		

氣溫 Air Temperature

極端最高	Extreme maximum	29.2°C.	在 27 日	on 27th.
極端最低	Extreme minimum	8.7°C.	在 17 日	on 17th.
最高平均	Mean maximum	19.7°C.		
最低平均	Mean minimum	12.0°C.		
平均	Mean	15.2°C.		

風 Wind

最大風速	Maximum velocity	16.4 m/s	在 24 日 12 時	on 24th 12h.
盛行風向	Prevailing direction	S 3° 20' 55" E		

降水量 Precipitation

雨量	Rainfall	189.3 mm.		
一日最大量	Greatest in 24 hours	55.5 mm.	在 20 日	on 20th.
一月最大量	Greatest in 1 year	17.7 mm.	在 9 日 3-10 時	on 9th 3-10h.

雜項 Miscellaneous Informations

曇天日數	Partly Cloudy days	
陰天日數	Cloudy days	10
雨天日數	Rainy days	6
有雷日數	Days with thunderstorm	14
有霧日數	Days with wet fog	1
有雲日數	Days with fog	17
有霧日數	Days with mist	6
有低雲日數	Days with ground fog	7
有雲日數	Days with dew	11
有雷日數	Days with thunder	8
有光日數	Days with lightning	3
有日暈日數	Days with solar halo	10
有月暈日數	Days with lunar halo	1
有日冕日數	Days with lunar Corona	3
有虹日數	Days with rainbow	1
		8

逐日氣象平均要素表

in the Month of July, 1940.

年	地 温										風		降水		湿度	日照	雲	Miscellaneous Information
	Earth Temperature at the depth of										Wind		Precipitation					
	Temp. on the Face	0cm	5cm	10cm	20cm	25cm	50cm	75cm	100cm	Mean Vel.	Dir.	Am't.	Dur.	Vis.				
°C.	°C.	°C.	°C.	°C.	°C.	°C.	°C.	°C.	%	Dom.	mm.	h.	0-9	mm.				
14	20.4	25.4	18.9	19.5	18.6	18.5	17.7	16.6	16.0	18.2	SW	6.5	2.7	0.0	4.0	●1/4		
15	19.0	24.7	19.0	17.8	18.9	18.5	17.6	16.9	16.1	4.7	N	10.3	2.6	6.2	0.0	●1/4	●1/4	
16	21.7	24.0	20.0	20.4	18.8	18.5	17.8	17.0	16.2	6.5	NE	13.0	1.7	8.6	2.0	●1/4	●1/4	
17	21.1	24.1	21.7	22.6	19.6	18.6	18.0	17.2	16.3	4.9	SSW	0.1	0.7	6.4	1.6	●1/4	●1/4	
18	18.3	21.7	20.1	19.8	19.3	18.0	18.1	17.3	16.5	6.8	SSW	17.5	0.0	3.9	0.8	●1/4	●1/4	
19	18.0	20.2	19.3	19.2	18.9	18.0	18.3	17.3	16.4	5.7	SW	32.4	8.0	4.1	0.4	●1/4	●1/4	
20	19.0	21.9	19.6	19.3	19.0	18.9	18.5	17.6	16.7	7.2	SSW	27.0	4.4	6.5	0.5	●1/4	●1/4	
21	22.7	24.3	22.0	21.3	19.3	19.0	18.5	17.6	16.2	4.1	SW	3.0	7.3	7.8	2.1	●1/4	●1/4	
22	22.0	24.5	20.4	21.3	20.1	19.3	18.7	17.8	17.1	4.1	SW	57.7	6.4	7.7	2.4	●1/4	●1/4	
23	16.4	19.1	19.0	19.2	19.0	19.6	18.9	17.9	17.1	11.2	ENE	15.0	10.5	3.9	0.5	●1/4	●1/4	
24	22.0	23.0	21.2	20.5	19.2	19.2	18.9	18.0	17.1	3.1	SE	3.6	3.7	7.0	1.5	●1/4	●1/4	
25	22.2	24.4	22.3	19.9	19.9	19.1	18.7	18.0	17.2	8.5	SSW	T		8.1	2.1	●1/4	●1/4	
26	22.5	24.3	22.2	22.0	20.6	19.3	18.7	17.9	17.2	8.3	SSW			8.0		●1/4	●1/4	
27	22.0	24.2	21.4	21.4	20.2	19.0	18.8	17.9	17.1	6.9	SSW	0.3	0.2	7.2	0.0	●1/4	●1/4	
28	22.3	22.9	22.3	21.4	20.4	19.6	18.9	18.0	17.1	6.5	SSW			8.6	2.5	●1/4	●1/4	
29	23.3	21.6	21.6	21.5	20.5	19.7	19.0	18.0	17.2	8.2	SSW			8.1	2.6	●1/4	●1/4	
30	23.4	20.9	20.9	20.3	19.6	19.7	19.1	18.1	17.2	12.0	SSW			8.4	1.6	●1/4	●1/4	
31	19.1	21.3	19.1	18.9	19.3	19.0	18.1	17.3	16.4	8.4	SW			8.5	2.1	●1/4	●1/4	
1	13.0	16.6	16.3	17.0	18.2	18.9	18.1	17.2	16.2	9.8	NE	23.3	14.6	6.9	0.0	●1/4	●1/4	
2	15.0	17.9	16.4	16.4	17.1	18.0	18.0	18.2	17.4	3.7	NE	19.1	7.6	3.1	0.3	●1/4	●1/4	
3	15.2	15.8	16.0	16.0	16.0	17.0	18.1	18.2	17.9	3.7	NE	94.8	20.9	0.0	0.0	●1/4	●1/4	
4	17.9	20.6	17.3	17.1	16.7	17.5	17.8	18.0	17.0	4.2	NE	2.1	7.9	3.9	0.5	●1/4	●1/4	
5	18.1	19.2	18.6	18.3	17.7	17.7	17.8	17.9	17.6	8.0	SW	19.0	8.0	4.9	0.7	●1/4	●1/4	
6	16.3	18.4	17.4	17.2	17.4	17.9	17.8	17.0	17.5	7.8	NE	18.9	8.4	4.0	0.2	●1/4	●1/4	
7	16.1	17.8	17.3	17.4	17.4	17.9	17.3	17.7	17.5	6.4	NE	17.5	7.3	2.6	0.0	●1/4	●1/4	
8	19.7	20.5	18.9	18.5	17.6	17.8	17.8	17.7	17.5	0.3	ESE	7.1	3.1	7.5	1.0	●1/4	●1/4	
9	21.3	22.0	19.1	19.0	18.0	17.7	17.6	17.4	17.4	1.0	E	T		7.6	1.2	●1/4	●1/4	
10	21.9	22.0	20.5	19.9	18.5	17.9	17.8	17.6	17.3	5.3	SSW	3.2	0.5	0.2	1.4	●1/4	●1/4	
11	17.1	19.9	19.2	19.2	18.7	18.2	17.9	17.6	17.3	4.6	SSW	6.1	3.6	3.7	0.3	●1/4	●1/4	
12	16.3	18.4	18.0	18.4	18.5	18.3	18.0	17.6	17.3	4.9	NE	17.4	9.0	8.0	2.5	●1/4	●1/4	
13	24.9	24.8	21.4	20.5	18.3	18.2	18.0	17.6	17.2	4.3	N			0.0	0.0	●1/4	●1/4	
14	19.6	21.4	18.0	19.4	18.8	18.7	18.3	17.7	17.1	6.7	SSW	33.7	142.1	6.2	35.9			
15												94.8	20.9		4.0			
16												21	21		10			

逐日氣象平均要素表

in the Month of August, 1940.

時溫 Hourly Temp.	地 Earth Temperature at the depth of										風 Wind		降水量 Precipitation		露 露 度 Dew Point		雜項 Miscellaneous Information
	表 面 0cm	5cm	10cm	20cm	25cm	50cm	100cm	100cm	100cm	100cm	Mean Vel.	Dir.	量 mm	時數 Dur.	度 °C	露 度 °C	
°C	°C	°C	°C	°C	°C	°C	°C	°C	°C	°C	°C	°C	mm	h	0-9	mm.	
11.1	20.1	24.0	22.0	21.5	19.5	18.4	18.1	17.6	17.3	2.9	NE	12.6	2.6	0.5	3.1	0.0	416
12.0	20.4	23.5	22.4	21.3	20.3	18.9	18.9	17.7	17.3	2.1	SSW	10.4	3.3	7.1	2.3	0.0	1186
13.5	21.8	23.6	21.5	20.5	20.3	19.3	18.6	17.0	17.3	4.3	SSW	4.1	1.0	7.4	1.3	0.0	1576
14.4	21.1	22.3	20.9	20.2	20.1	19.4	18.7	17.9	17.3	3.0	ENE	16.7	6.4	7.7	1.2	0.0	1576
15.2	19.5	20.2	20.1	19.7	20.0	19.3	18.9	18.1	17.4	5.5	NE	49.1	4.8	6.7	0.3	0.0	1576
16.0	17.7	18.1	18.7	19.1	19.4	18.4	18.1	17.7	17.8	2.8	NE	0.1	3.6	3.0	0.3	0.0	1576
17.0	15.7	22.5	19.9	19.8	19.0	18.2	18.9	18.3	17.6	0.7	S	1.1	1.1	7.3	1.2	0.0	1576
18.2	17.6	21.3	19.4	19.0	19.3	18.0	18.7	18.3	17.6	5.3	SE	0.3	0.6	7.6	1.8	0.0	1576
19.5	17.9	23.2	19.7	19.0	19.3	18.9	18.6	18.2	17.6	7.5	SSW	1.1	0.9	8.1	1.7	0.0	1576
20.0	18.1	13.6	19.2	19.4	19.7	19.1	18.7	18.1	17.6	9.2	SSW	0.0	0.4	7.9	1.2	0.0	1576
21.5	18.5	18.8	19.4	19.7	19.5	18.7	18.7	18.1	17.6	3.5	SSW	0.2	0.6	7.6	1.3	0.0	1576
22.0	20.2	19.1	18.6	18.7	18.5	18.6	18.1	17.6	17.6	8.3	SW	0.2	0.6	9.6	2.7	0.0	1576
23.4	18.0	20.7	19.2	19.0	18.0	18.3	18.5	18.1	17.6	8.5	SW	0.2	0.2	6.9	1.0	0.0	1576
24.0	20.7	18.3	18.9	19.1	18.5	18.7	18.6	18.1	17.6	2.5	SW	1.3	0.4	8.5	2.4	0.0	1576
25.1	18.9	18.2	18.6	18.5	18.1	18.0	18.0	18.1	17.6	4.3	NNE	43.5	2.6	7.8	1.1	0.0	1576
26.5	20.6	22.1	18.0	18.5	18.3	18.6	18.3	18.2	17.7	4.7	SE	10.1	1.0	7.9	1.9	0.0	1576
27.0	20.0	22.3	19.1	18.3	18.4	18.6	18.4	18.1	17.5	4.0	SE	15.1	5.4	6.0	0.7	0.0	1576
28.0	20.6	17.3	19.1	18.7	18.7	18.6	18.2	18.2	17.5	2.4	ENE	0.5	0.5	7.9	1.2	0.0	1576
29.0	20.0	17.2	19.5	19.0	18.0	18.3	18.4	18.1	17.6	4.0	SE	0.5	0.5	6.3	1.0	0.0	1576
30.0	22.5	22.1	19.7	19.2	18.7	18.7	18.0	18.3	17.6	5.2	S	0.4	0.7	7.9	1.3	0.0	1576
31.2	23.0	20.4	19.5	19.6	18.5	18.9	18.9	17.6	17.6	4.4	NE	0.7	2.6	7.3	1.5	0.0	1576
32.0	22.0	22.2	20.1	19.5	19.5	18.7	18.4	18.0	17.6	4.0	NE	10.1	4.9	5.2	1.3	0.0	1576
33.0	21.4	22.6	20.0	19.6	19.6	18.8	18.5	18.7	17.6	7.0	ENE	0.1	0.1	7.4	1.0	0.0	1576
34.0	21.9	22.0	19.9	19.5	19.5	18.9	18.6	18.0	17.6	2.9	ENE	0.0	1.0	8.1	1.0	0.0	1576
35.0	22.5	22.7	20.0	19.5	19.5	18.7	18.5	18.0	17.6	3.1	SE	0.1	0.1	6.1	1.4	0.0	1576
36.0	20.5	20.5	19.4	19.3	19.4	18.8	18.6	18.1	17.6	4.1	SSW	1.8	0.6	8.1	1.9	0.0	1576
37.0	21.4	21.6	19.1	18.6	18.2	18.7	18.4	18.1	17.6	2.7	SSW	0.1	0.2	8.6	2.0	0.0	1576
38.0	21.1	19.5	18.1	18.0	18.3	18.0	18.1	18.1	17.6	3.6	SE	4.0	0.9	8.1	1.2	0.0	1576
39.0	22.4	22.1	19.5	19.1	19.3	18.5	18.6	18.1	17.6	2.5	SE	0.3	0.3	8.6	1.8	0.0	1576
40.0	19.6	21.7	19.7	19.5	19.1	18.5	18.5	18.1	17.8	5.6	SSW	0.9	0.7	8.1	1.9	0.0	1576
41.2	22.3	20.9	19.5	19.5	18.5	18.5	18.5	18.1	17.8	2.8	SSW	50.6	1.2	7.1	6.9	0.0	1576
42.7	20.5	21.4	19.7	19.5	19.4	18.9	18.7	18.3	17.6	6.9	SSW	21.6	53.0	7.6	45.3		
												54.6	6.5			3.1	
												3.1	4.0			1	

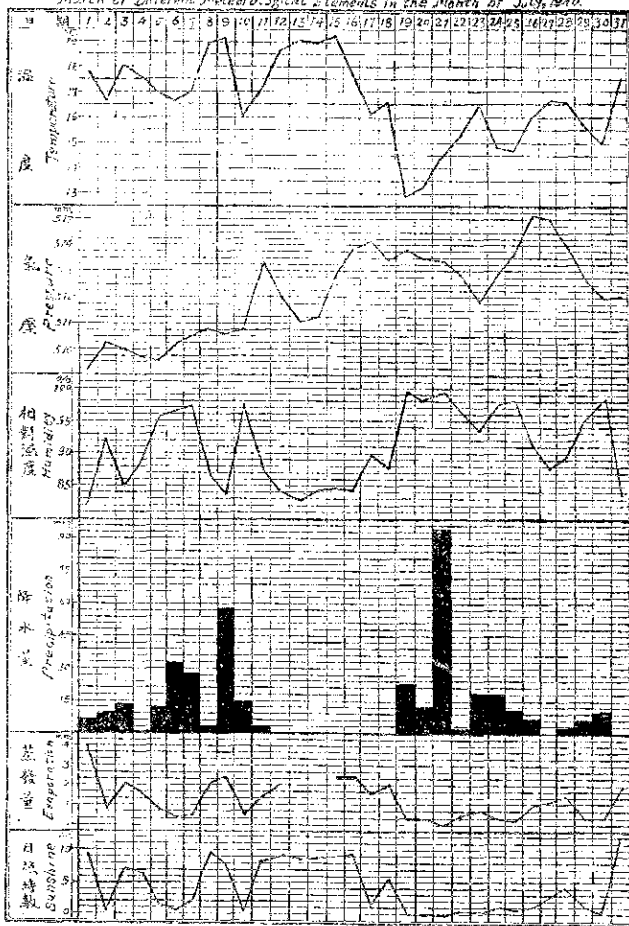
逐日气象平均要素表

in the Month of September, 1940.

日期 Date	地温 Earth Temperature at the Depth of											原 Wind 风速 Mean Vel.		降水量 precipitation 量 Aml		能见度 Vis.		雜項 Miscellaneous Information			
	Surf		0 cm		5 cm		10 cm		25 cm		50 cm		75 cm		100 cm		Dir		H	0-9	mi
	C	F	C	F	C	F	C	F	C	F	C	F	C	F	C	F					
12.0	13.8	16.5	16.1	17.1	18.7	19.0	18.8	18.4	17.8	12.5	ENE	17.7	8.4	6.2	0.4	☁☁☁☁					
8.8	2.6	16.6	15.7	16.2	17.2	18.5	18.6	18.3	17.8	4.6	NE	0.2	0.5	8.5	1.2	☁☁☁☁					
9.8	16.5	16.5	16.9	16.9	16.8	16.8	16.3	18.2	17.8	2.7	NE	12.7	13.8	2.9	9.3	☁☁☁☁					
13.0	16.8	17.7	16.7	16.6	17.0	17.4	18.0	18.4	17.8	5.2	SSW	12.8	14.2	3.2	0.3	☁☁☁☁					
13.6	18.3	19.4	18.0	17.9	17.7	17.6	17.8	17.9	17.8	7.5	SSW	6.0	4.5	6.0	0.8	☁☁☁☁					
14.1	19.4	20.6	18.6	18.4	17.9	17.7	17.7	17.8	17.4	7.3	SSW	2.8	3.5	7.8	1.6	☁☁☁☁					
15.0	20.3	22.1	19.4	19.1	18.2	18.0	17.9	17.8	17.6	8.7	SSW	0.8	1.0	6.2	1.0	☁☁☁☁					
12.2	22.7	23.0	19.5	19.4	18.5	18.2	18.0	17.8	17.6	4.9	SSW	7.0	8.9	1.5	0.5	☁☁☁☁					
12.0	19.9	17.9	17.9	17.5	18.2	18.4	18.1	17.8	17.6	7.0	ENE	18.8	2.2	1.5	1.0	☁☁☁☁					
10.2	18.7	16.8	16.2	16.6	17.1	17.0	18.1	17.8	17.6	7.1	NNE	6.4	4.4	4.2	0.2	☁☁☁☁					
11.4	22.0	18.6	17.8	17.6	17.3	17.7	17.8	17.8	17.5	5.4	ENE	0.4	0.7	1.7	0.7	☁☁☁☁					
10.9	21.1	21.8	18.2	18.4	18.4	18.6	18.7	17.7	17.5	6.4	E	0.4	1.4	6.9	1.4	☁☁☁☁					
10.8	22.8	22.9	18.5	18.3	18.1	18.3	18.4	18.5	18.5	4.4	E	2.7	1.6	1.6	0.0	☁☁☁☁					
11.4	23.6	19.2	18.0	18.1	18.0	17.9	17.9	17.8	17.5	3.7	SE	1.4	2.4	8.2	2.4	☁☁☁☁					
11.7	21.3	21.5	18.6	18.8	18.4	17.9	17.8	17.6	17.4	7.9	SE	16.4	1.5	9.0	0.5	☁☁☁☁					
9.0	21.0	20.8	18.7	18.6	18.3	18.0	17.7	17.6	17.4	4.0	SW	0.4	0.4	8.1	2.1	☁☁☁☁					
8.2	22.0	19.5	18.5	18.5	18.2	18.0	17.8	17.6	17.4	5.4	S	0.4	0.4	7.8	1.8	☁☁☁☁					
8.7	21.0	20.3	17.8	18.9	18.2	18.0	17.8	17.6	17.3	4.9	SSW	0.4	0.4	8.7	2.2	☁☁☁☁					
8.8	21.0	20.0	18.2	18.3	18.6	17.8	17.8	17.6	17.3	3.8	SSW	0.4	0.4	7.9	1.9	☁☁☁☁					
10.2	19.4	18.8	17.1	17.3	17.1	18.0	17.9	17.7	17.4	5.1	SE	5.5	17.8	2.0	0.5	☁☁☁☁					
9.9	15.3	16.6	15.9	16.1	16.7	17.6	18.9	18.7	17.5	9.3	SSW	11.4	2.3	5.6	0.4	☁☁☁☁					
10.6	16.7	17.4	16.5	16.1	16.5	17.4	17.6	17.6	17.4	1.5	SSW	0.4	0.4	6.6	1.0	☁☁☁☁					
11.6	17.0	17.1	16.7	16.7	16.6	17.3	17.6	17.3	17.4	3.0	SW	0.4	0.6	6.3	1.7	☁☁☁☁					
11.2	17.4	17.3	16.9	16.9	16.7	17.4	17.5	17.5	17.4	1.1	SSW	0.4	0.4	7.7	2.0	☁☁☁☁					
11.5	17.7	17.2	17.1	16.8	16.7	17.3	17.4	17.4	17.4	3.4	SW	4.2	1.3	7.4	1.8	☁☁☁☁					
11.4	22.0	18.8	17.6	17.4	16.9	17.4	17.4	17.4	17.3	8.3	SSW	0.4	0.4	7.9	2.1	☁☁☁☁					
11.5	18.3	15.0	16.5	17.4	17.3	17.5	17.4	17.3	17.2	9.5	SSW	0.4	0.4	7.4	2.1	☁☁☁☁					
10.6	18.6	18.8	17.8	17.4	17.4	17.6	17.4	17.5	17.2	8.4	SSW	0.4	0.4	7.2	2.9	☁☁☁☁					
10.6	24.3	22.0	19.1	18.8	18.2	17.5	17.5	17.3	17.2	5.5	SSW	0.8	1.2	6.4	2.6	☁☁☁☁					
11.3	22.6	18.6	18.0	17.8	17.6	17.7	17.5	17.3	17.2	6.7	SW	0.4	0.4	8.4	2.9	☁☁☁☁					
11.7	19.0	18.9	17.6	17.6	17.5	17.8	17.8	17.4	17.5	7.0	SSW	18.3	9.7	6.4	4.9	☁☁☁☁					
8.1												5.5	12.2		2.9						
18.												2.0	4		28.50						

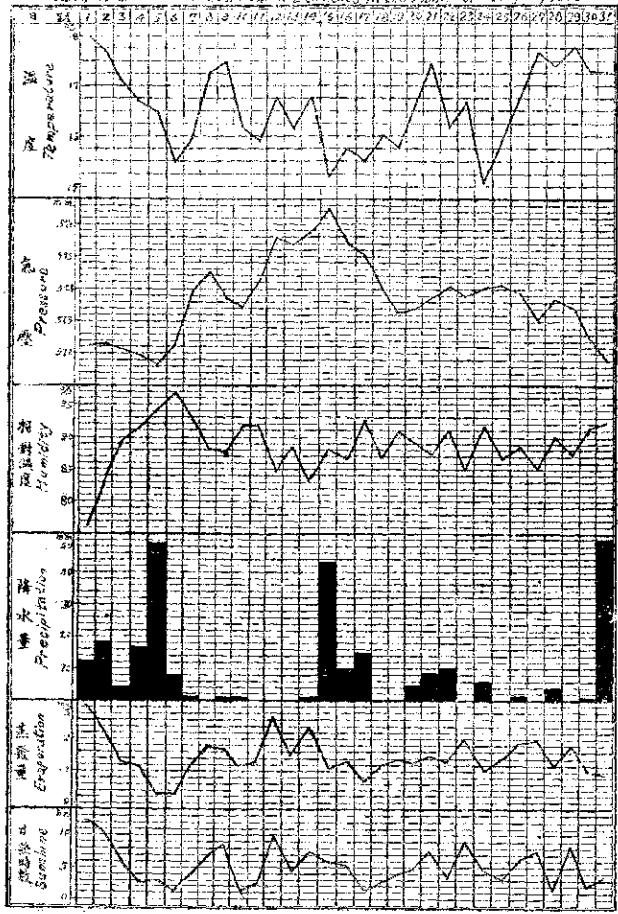
中華民國二十九年七月份各項氣象要素逐日變遷圖

March of Different Meteorological Elements in the Month of July, 1940.



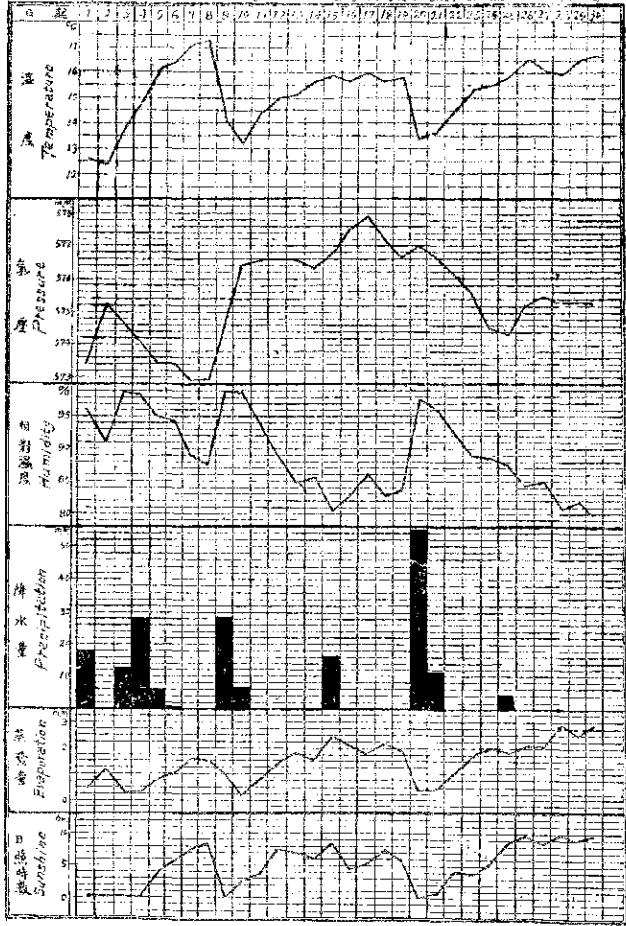
中華民國二十九年八月各日各項氣象要素逐日變遷圖

March of Different Meteorological Elements in the Month of August, 1940



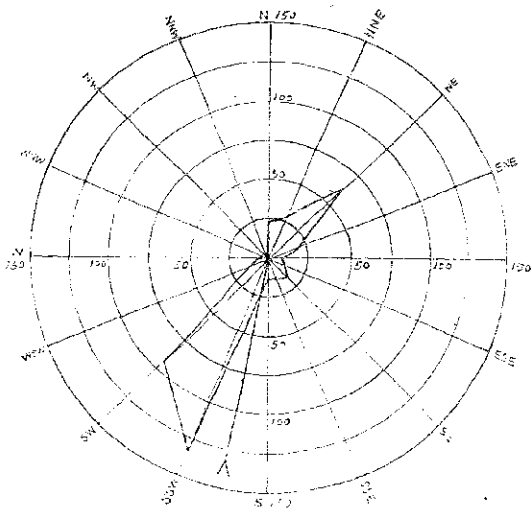
中華民國二十九年七月各日氣象要素逐日變遷圖

March of Different Meteorological Elements in the Month of July, 1940



中華民國二十九年七月份風向圖

Wind Rose for July, 1940.



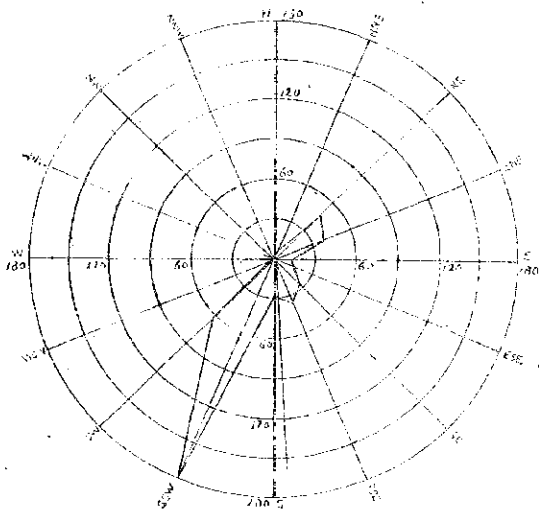
風向次數
Frequency

合系風向
Predominant Direction

方向	N	NNE	NE	ENE	E	ESE	SE	SSE	S	SSW	SW	WSW	W	WNW	NNW	N	C
次數	0	0	0	0	0	0	0	0	0	0	0	0	150	100	0	0	33
百分數	0	0	0	0	0	0	0	0	0	0	0	0	26.8	14.4	0	0	7.0

中華民國二十九年九月份風向圖

Wind Rose for September, 1940.



風向次數
 Frequency
 合成風向
 Resultant Direction

方 向 Dir	N	NNE	NE	E	ESE	S	SSE	SE	SSE	SW	WSW	W	WNW	NW	NNW	N
次 數 frequency	9	47	38	15	15	110	60	40	2							11
百 分 數 %	1.3	9.8	7.9	2.7	2.7	11.5	6.2	3.3	0.4	0.3						3.6

本刊已領得
內政部雜誌登記證
警字第七零三六號

立 省 南 雲
明 候 則 昆

氣 象 季 刊

第 五 卷 第 四 期 請 密 存

龔 自 知 題



中 華 民 國 二 十 九 年 十 月 至 十 二 月 份

QUARTERLY METEOROLOGICAL BULLETIN

OF
METEOROLOGICAL STATION OF YUNNAN PROVINCE,
KUNMING.

October-December, 1940. VOL. 5. NO. 4.

目 次

Table of Contents

- | | |
|-------------|---|
| 十月至十二月份天气概况 | The Summary of Weather Conditions,
during the Month of October-December, 1940. |
| 各月份气象要素 | Monthly Summary, of Different
Meteorological Elements. |
| 逐日气象要素平均值 | Daily Values of Meteorological Elements
in every Month. |
| 凡 例 | Explanatory Remarks. |
| 各项气象要素逐月图 | March of Different Meteorological
Elements in every Month. |
| 风向图 | Wind Rose. |

中華民國二十九年十月氣象綱要

Monthly Summary for October, 1940.

氣壓 Air Pressure

極端最高	Extreme maximum	881.26m.m.	在 25日 9時	On 25th. 9h.
極端最低	Extreme minimum	572.74m.m.	在 17日 19時	On 17th. 17h.
平均	Mean	577.16m.m.		

氣溫 Air Temperature

極端最高	Extreme maximum	22.6°C.	在 1日 0時	1st.
極端最低	Extreme minimum	1.6°C.	在 25日 0時	25th.
最高平均	Mean maximum	18.5°C.		
最低平均	Mean minimum	9.3°C.		
平均	Mean	13.4°C.		

風 Wind

最大風速	Maximum velocity	19.4m/s	在 2日 6, 13時	on 2d. 6.0, and 13h.
合成風向	Resultant direction	S 6° 21' 27" E		

降水量 Precipitation

雨量	Rainfall	26.8m.m.		
一日最多量	Greatest in 24 hours	10.1m.m.	在 2日	on 2d.
一時最多量	Greatest in 1 hour	9.3m.m.	在 25日 15-16時	on 25th 15-16h.

雜項 Miscellaneous Informations

晴天日數	Clear days	5
曇天日數	Partly Cloudy days	13
陰天日數	Cloudy days	5
雨天日數	Rainy days	8
有雷雨日數	Days with thunderstorm	1
有濕霧日數	Days with wet fog	10
有霧日數	Days with fog	2
有霾日數	Days with mist	2
有低層日數	Days with ground fog	16
有露日數	Days with dew	14
有大風日數	Days with gale	4
有雷聲日數	Days with thunder	1
有閃電日數	Days with lightning	4
有月華日數	Days with lunar Corona	1
有虹日數	Days with rainbow	2
有缺月日數	Days with broken spectra	1

中華民國二十九年十一月氣象綱要
Monthly Summary for November, 1940.

氣壓 Air Pressure

極端最高	Extreme maximum	580.75 m.m.	在 12 日 10 時	on 12th 10h.
極端最低	Extreme minimum	572.41 m.m.	在 24 日 15 時	on 24th 15h.
平均	Mean	576.93 m.m.		

氣溫 Air Temperature

極端最高	Extreme maximum	20.1°C	在 4 日	on 4th.
極端最低	Extreme minimum	-1.6°C.	在 29 日	on 29th.
最高平均	Mean maximum	12.6°C.		
最低平均	Mean minimum	5.1°C.		
平均	Mean	8.2°C.		

風 Wind

最大風速	Maximum velocity	20.3 m/s	在 29 日 6 時	on 29th. 6am. Ck.
合成風向	Resultant direction	S 1° 8' 51" W		

降水量 Precipitation

雨量	Rainfall	65.3 m.m.		
雪量	Snowfall	4.0 m.m.		
總量	Total Amount	69.3 m.m.		
一日最多量	Greatest in 24 hours	19.2 m.m.	在 17 日	on 17th.
一時最多量	Greatest in 1 hour	2.6 m.m.	在 12-10 時	on 9th. 17th. and 11th. 6-7.

雜項 Miscellaneous

晴天日數	Clear days	7
少雲日數	Partly Cloudy days	4
陰天日數	Cloudy days	2
雨天日數	Rainy days	17
雪天日數	Days with Snow	2
積雪日數	Days with Snow on Ground	1
有吹雪日數	Days with drifting Snow	1
有霰日數	Days with sleet	1
有雷雨日數	Days with Thunderstorm	1
有霧日數	Days with wet fog	16
有露日數	Days with fog	3
有霧日數	Days with mist	7
有霜日數	Days with ground fog	19
有霜日數	Days with leaf-frost	2
有霜日數	Days with dew	10
有霜日數	Days with hail	3
有雷日數	Days with thunder	1
有雷日數	Days with lightning	1
有雷日數	Days with solar halo	1
有月華日數	Days with lunar coronae	1
有虹日數	Days with rainbow	1
有虹日數	Days with bio-koo spectra	1

中華民國二十九年十二月氣象綱要

Monthly Summary for December, 1940.

		氣壓 Air Pressure	
極端最高	Extreme maximum	579.08m.m.	在 17日 9時 on 17th. 9h.
極端最低	Extreme minimum	572.40m.m.	在 31日 15時 on 31th. 15h.
平均	Mean	576.05m.m.	
		氣溫 Air Temperature	
極端最高	Extreme maximum	14.0°C.	在 13日 on 13th.
極端最低	Extreme minimum	-0.3°C.	在 29日 on 29th.
最高平均	Mean maximum	13.9°C.	
最低平均	Mean minimum	3.6°C.	
平均	Mean	7.5°C.	
		風 Wind	
最大風速	Maximum Velocity	21.7m/s.	在 9日 14時 on 9th. 14h.
合成風向	Resultant direction	S 20° 10' 03" E	
		降水量 Precipitation	
雨	Rainfall	12.5 m.m.	
一日最大量	Greatest in 24 hours	10.7 m.m.	在 23日 on 23th.
一小時最大量	Greatest in 1 hour	2.4 m.m.	在 23日 5-6時 on 23th. 5-6h.
		雜項 Miscellaneous Informations	
晴天日數	Clear days	10	
曇天日數	Partly Cloudy days	10	
阴天日數	Cloudy days	7	
雨天日數	Rainy days	4	
有濕霧日數	Days with wet fog	13	
有霧日數	Days with fog	4	
有霧日數	Days with mist	2	
有霜日數	Days with ground fog	21	
有霜日數	Days with hoar-frost	8	
有露日數	Days with dew	10	
有大風日數	Days with gale	4	
有日暈日數	Days with Solar halo	2	
有月暈日數	Days with Lunar Corona	1	

中華民國二十九年十一月

Daily Values of Meteorological Elements

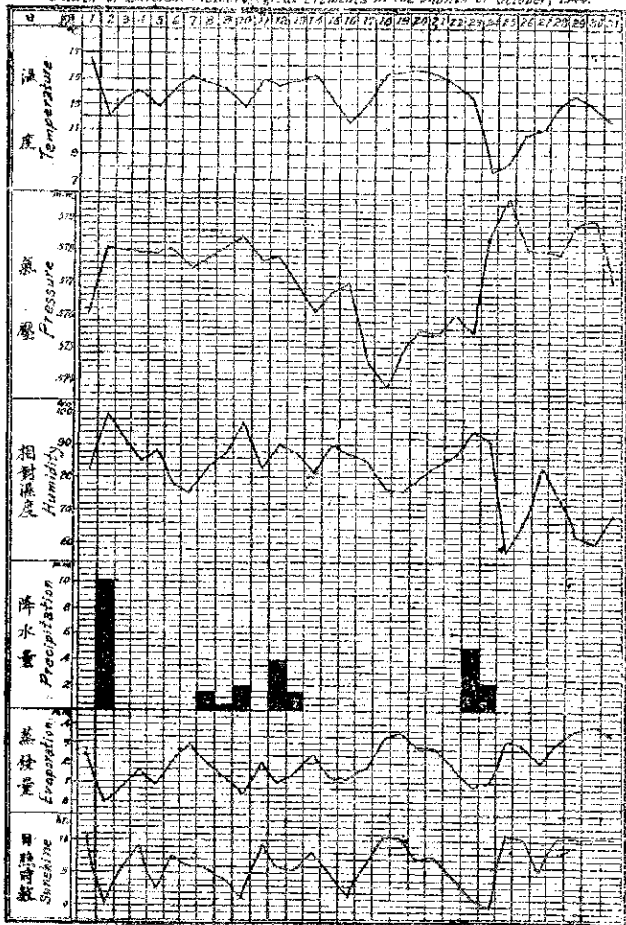
日期 Date	氣壓 Pressure				溫度 Temperature				濕度 Humidity		雲 Cloud	日照時數 Duration of Sun- shine	太陽熱力 Solar Radiation			
	平均 Mean	最高 Max.	最低 Min.	較差 Range	平均 Mean	最高 Max.	最低 Min.	較差 Range	絕對 Absolute	相對 Relative	量 Amount	狀 Form	日照 Hours	全球 Global	半球 Hem. B.	較差 Range
	mm.	mm.	mm.	mm.	°C	°C	°C	°C	mm.	%	0-10		h	°C	°C	°C
	50+	50+	50+		°	°	°	°								
1	74.93	76.30	73.68	2.62	11.4	12.3	6.0	17.5	75.3	76.0	2.1	K	10.9	44.8	33.2	11.6
2	73.46	74.55	72.43	2.12	11.5	12.4	7.0	18.4	73.6	72.5	3.0	K	10.5	42.9	29.1	13.8
3	73.77	74.67	72.95	1.69	12.7	12.7	8.0	17.7	73.0	68.0	0.1	PK	10.9	42.3	33.7	8.6
4	74.33	75.24	73.27	1.95	12.5	12.1	7.0	2.0	74.2	68.7	0.3	C	11.0	43.2	34.6	8.6
5	75.53	76.68	74.57	2.11	12.7	12.0	7.4	12.6	72.7	59.0	0.0	C	11.1	44.4	35.5	8.9
6	76.92	78.33	75.93	2.40	12.1	11.8	8.2	9.4	65.4	62.2	2.6	PK	10.5	43.6	34.8	8.8
7	77.16	78.01	75.83	2.00	12.0	10.9	8.4	9.9	73.6	70.5	5.9	SK	8.3	45.2	37.0	8.2
8	76.22	77.43	74.93	2.50	12.2	12.2	7.7	6.0	82.8	83.3	0.3	SK	2.1	38.0	25.6	12.4
9	77.20	78.32	76.22	2.10	9.8	14.3	5.0	9.2	77.0	77.6	2.0	SK	4.4	43.7	32.1	11.6
10	78.19	80.09	78.24	1.89	6.0	8.2	4.2	4.0	74.2	83.0	10.0	N	0.0			
11	77.76	78.79	76.42	2.37	8.6	11.7	6.9	4.9	81.0	85.1	10.0	SK	0.6			
12	78.90	80.75	78.82	1.93	6.4	10.8	1.6	9.2	53.8	75.1	0.0	AS	5.8	42.0	24.8	17.2
13	77.90	79.36	76.39	2.97	4.9	13.8	2.0	1.8	40.8	52.3	0.1	C	10.7	39.6	25.1	10.5
14	76.26	77.65	74.91	2.74	8.4	15.2	3.0	17.2	52.8	64.4	0.6	PK	10.5	46.3	31.5	0.8
15	76.96	78.16	75.82	2.34	6.8	9.3	5.9	3.4	71.0	84.6	10.0	AS	0.0			
16	78.17	79.17	77.91	1.86	6.9	8.2	4.6	3.7	74.6	108.6	10.0	N	0.0			
17	78.96	80.42	78.24	2.22	3.9	7.6	1.5	4.7	61.0	89.3	0.0	N	0.0			
18	77.44	78.55	76.27	2.28	4.1	6.4	2.4	4.0	61.4	85.6	10.0	N	0.0			
19	76.64	78.51	75.79	2.78	7.2	8.6	4.0	3.8	72.4	80.0	0.0	N	0.0			
20	76.39	77.83	75.57	2.26	8.0	11.0	6.6	4.4	59.1	86.3	3.2	N	1.9	31.2	24.6	6.6
21	76.37	77.89	74.85	3.04	9.2	12.0	6.5	6.3	24.2	86.1	10.0	SK	1.4			
22	74.92	76.53	73.04	3.49	0.2	14.2	6.6	16.6	72.4	84.2	3.5	K	8.7	40.1	27.2	12.9
23	74.16	76.47	72.84	3.63	8.9	11.5	5.7	7.8	54.0	77.8	6.6	SK	7.3	43.0	32.9	10.1
24	73.86	76.64	72.41	4.23	7.4	10.7	5.1	4.9	68.6	88.5	8.0	N	1.1	38.5	28.0	10.5
25	75.79	77.21	74.44	2.63	7.9	11.7	5.2	6.5	69.3	86.8	0.2	SK	2.7	41.5	26.0	15.5
26	76.80	78.10	75.73	2.37	6.6	8.4	5.2	3.4	71.1	89.9	10.0	N	0.0			
27	74.47	76.41	72.83	3.58	4.8	10.8	5.5	5.3	63.3	93.8	10.0	SK	1.4	37.8	26.0	11.8
28	73.99	76.03	72.70	3.33	8.4	12.3	5.9	6.8	73.6	87.9	9.3	SK	2.3			
29	73.42	80.06	76.81	4.05	0.2	5.3	-1.6	7.1	13.9	80.0	10.0	N	0.0			
30	78.17	79.97	76.46	3.51	3.8	8.2	-1.2	2.4	59.1	84.9	9.3	SK	3.9	34.7	24.6	10.1
總數及平均 T. of M.	76.33	77.64	75.14	2.50	8.3	12.6	5.1	7.5	68.5	84.5	6.9		138.0	766.6	576.8	189.8
最高數 Max.	80.75			4.05		20.1		12.8	92.6				11.1	45.2	32.0	15.5
日期 day	12			2.9		A		A	21				5	7	1	25
最低數 Min.		72.41		1.46			-1.6	3.4	34.7	25.0						
日期 day		24	20				29	15.26	13	3						

中華民國二十九年十二月

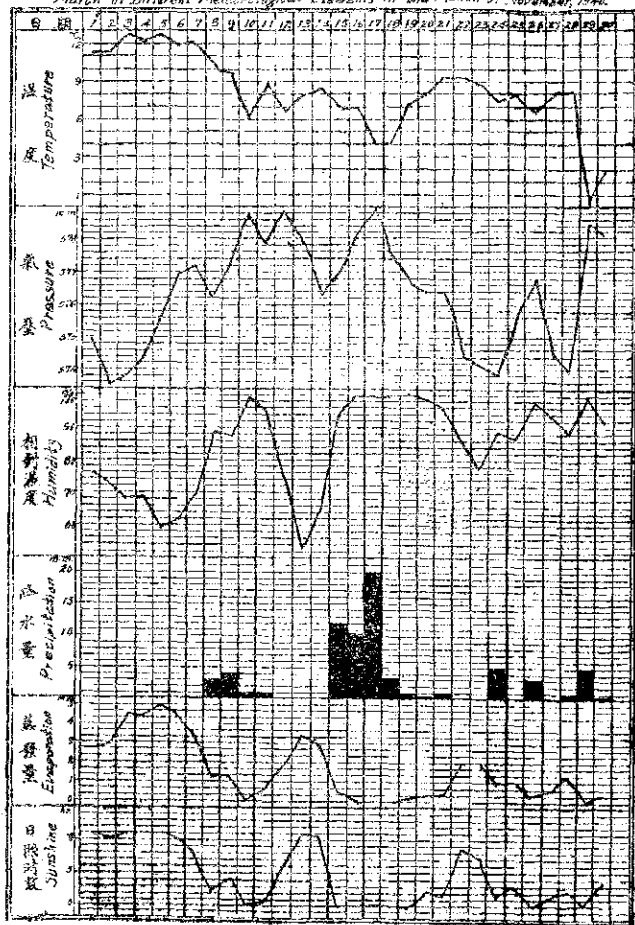
Daily Values of Meteorological Elements

日期 Date	氣 壓 Pressure				溫 度 Temperature				濕 度 Humidity		雲 Cloud	日照 時數 Hours of Sun- shine	太陽熱力 Solar Radiation			
	平均 Mean	最高 Max	最低 Min	範圍 Range	平均 Mean	最高 Max	最低 Min	範圍 Range	純 Absolute	相對 Relative			黑球 Black ball	白球 White ball	板面 Plane	
	mm	mm	mm	mm	°C	°C	°C	°C	%	%	°C	°C	°C			
	mm	mm	mm	mm	°C	°C	°C	°C	mm	%	h	°C	°C	°C		
1	78.93	77.16	74.73	2.44	6.4	17.3	5.2	0.1	66.9	94.4	7.9	N	4.8	37.9	27.2	70.1
2	75.13	76.28	74.00	2.20	6.0	18.5	4.0	0.5	63.3	96.3	7.3	A	6.2	37.9	23.7	82
3	75.38	74.83	74.83	0.00	6.7	18.1	4.5	10.4	62.7	75.6	0.6	PK	10.5	36.3	24.3	72.0
4	75.50	74.92	75.38	2.04	7.0	15.0	5.8	3.2	63.7	74.4	7.1	AK	6.2	40.0	30.3	2.9
5	73.73	77.22	74.63	2.53	8.2	19.1	4.0	0.9	65.2	80.7	7.1	SK	8.7	42.0	30.0	12.0
6	73.54	76.46	74.18	2.28	8.9	13.0	5.8	7.2	64.4	73.3	7.1	SK	8.0	30.9	34.0	2.3
7	76.90	78.06	75.79	2.27	8.2	15.2	3.4	11.6	63.9	80.0	5.1	SK	9.3	40.3	34.3	0.3
8	76.78	75.74	75.16	3.03	6.7	10.4	4.6	5.9	63.7	84.8	0.0	AK	1.7	37.5	27.6	10.2
9	74.23	75.20	72.93	2.35	7.8	14.0	3.7	10.3	64.2	78.2	1.0	PK	7.9	44.1	40.7	3.4
10	73.41	76.98	74.40	2.48	8.7	16.0	4.3	11.8	65.1	66.0	0.9	PK	10.4	37.6	26.6	11.2
11	74.23	74.64	72.67	2.97	7.4	13.5	3.1	12.4	61.7	81.7	6.5	SK	7.3	41.2	31.3	9.9
12	70.85	79.74	76.30	3.24	6.0	18.4	3.7	9.7	62.2	84.7	7.8	SK	6.1	39.9	22.0	10.1
13	76.03	77.12	75.24	2.08	8.7	17.4	3.0	14.8	61.7	72.0	4.3	C	9.3	35.0	26.6	8.2
14	75.47	76.63	75.04	1.65	8.5	14.7	4.4	13.7	64.8	76.3	5.6	C	3.1	40.9	29.9	10.6
15	75.80	76.77	74.76	2.01	8.7	15.4	4.9	11.1	64.3	66.6	6.9	C	3.5	40.4	28.7	11.7
16	78.45	79.80	74.75	3.05	6.7	13.0	2.8	10.2	63.0	92.0	9.0	C	5.6	41.1	31.0	10.1
17	78.29	79.06	74.62	3.26	4.9	19.0	5.1	8.9	54.8	84.4	5.4	PK	2.9	35.2	24.0	11.4
18	78.18	77.93	76.73	2.49	7.2	14.0	3.5	10.5	64.1	82.6	0.1	SK	6.3	46.1	37.0	10.1
19	75.26	74.40	74.03	3.06	7.1	13.0	4.4	11.6	63.9	87.1	3.4	SK	7.1	30.3	29.0	3.3
20	74.77	75.65	73.65	2.00	7.6	15.2	3.3	11.9	64.9	77.4	2.3	C	10.3	39.7	31.5	8.2
21	74.68	75.42	73.60	2.02	8.6	12.4	3.5	11.9	54.6	63.2	0.0	C	10.5	38.3	28.8	8.7
22	74.67	75.04	73.35	2.31	9.6	14.3	4.6	11.8	53.9	60.1	2.1	C	8.6	35.2	23.6	8.7
23	74.04	74.91	73.21	1.70	7.1	18.2	5.5	4.7	74.2	90.0	10.0	N	0.0			
24	73.38	74.50	74.44	2.06	7.3	13.7	2.0	10.0	58.4	77.7	0.7	PK	10.9	32.4	28.5	8.9
25	76.81	78.41	75.86	2.15	7.0	14.2	2.4	11.6	64.6	71.5	0.0	C	11.5	30.3	20.3	8.4
26	77.39	78.65	76.49	2.56	8.3	15.3	3.4	11.7	69.3	75.1	0.9	SK	10.5	33.1	24.8	10.3
27	76.37	77.44	74.87	2.57	8.5	15.0	4.0	11.0	57.0	71.1	0.7	S	10.4	39.0	28.3	10.7
28	75.25	76.10	74.65	1.45	3.9	14.7	1.9	12.8	50.8	83.3	4.0	SK	9.4	42.3	32.6	8.8
29	76.09	78.49	74.83	3.46	6.6	14.6	-0.3	74.9	53.2	91.9	7.8	S	4.6	36.0	23.3	2.5
30	75.21	76.49	73.68	3.48	6.6	13.0	2.9	10.1	59.7	82.4	2.1	C	8.7	41.3	31.0	10.3
31	73.34	74.63	72.40	2.23	7.0	13.0	3.4	9.6	53.7	73.6	2.6	C	9.9	37.2	27.1	10.1
總計 Total	76.05	77.29	74.84	2.43	7.5	13.9	3.6	10.3	60.4	79.4	5.2		73.8	41.3	34.6	29.7
最高 Max		79.88		3.59		17.0		14.9	85.0				10.5	41.5	37.0	12.0
最低 Min			72.40	1.65		-0.3	4.7	4.24	58.8				2.1	30.3	20.3	3
日期 day		17	8			13		2.9	23				25.1	30	18	3
日期 day			31	14				23	23							

中華民國二十九年十月份各項氣象要素逐日變遷圖
 March of Different Meteorological Elements in the Month of October, 1940

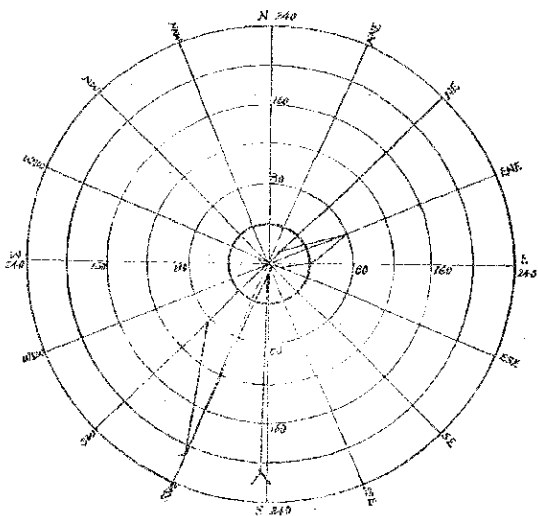


中華民國二十九年十一月份各項氣象要素逐日變遷圖
 March of Different Meteorological Elements in the Month of November, 1940.



中華民國二十九年十一月份風向圖

Wind Rose for November, 1940.



風向次數
Frequency

合成風向
Resultant Direction

方向 Dir.	N	NNE	NE	ENE	E	ESE	SE	SSE	S	SSW	SW	WSW	W	WNW	NW	NNW	N	C
次數 Frequency			17	79	11	10	2	7	16	219	84	1						10
百分數 %			3.3	16.3	2.3	2.1	0.4	1.5	2.1	45.6	17.3	0.2						2.1

本刊已領得
內政部雜誌登記證
警字第七零三六號

1941-43 年

6-8 卷

雲南省立
昆明測候所

氣象
象
年
報

第六卷

中華民國三十年



冀自知題



請
密
交
存
候

444
1027

內政部雜誌登記證警字第一零三六號 (非賣品)

44
227
11.11.33

目次

中華民國三十年昆明天氣概況	2-3
中華民國三十年昆明氣象綱要表	4-6
中華民國三十年昆明逐月氣象要素平均表	6
中華民國三十年昆明逐月雲狀次數表	7
中華民國三十年昆明逐時氣象要素平均表	8
中華民國三十年昆明風向頻數表	9
中華民國三十年昆明風向與天氣關係表	10
中華民國三十年昆明逐月氣象要素變遷圖	11
中華民國三十年昆明風向圖	12-35
中華民國三十年昆明各月逐日氣象平均要素表	

中華民國三十年昆明天氣概況：

一 得

本年昆明天氣，大致近乎正常：氣溫平均甚高，比歷年平均數 $+0.3^{\circ}\text{C}$ 。冬春雨季較暖，以二月為最；秋季較涼，以九月為甚；夏季六月溫度，適合平均標準；全年中極高氣溫，在大壩山巔，未上 28°C 。高度訂正市內常不上 32°C 。氣溫極低，山巔未至零下一度，年內無雪，有霜僅四十五日，均濕相矣！

全年雨量總計 1178.4mm 。比歷年平均數 1180.0mm 稍減 1.6mm 。六月霧雨連綿雨量不甚豐；秋雨霧濛，十月尤盛，一日降水量多至 48.8mm 。全年總計超過歷年同月標準量 57.5mm 。係赤道海洋氣團北進，雨季延長；至十月下旬氣壓高 581.3mm 。休格高度訂正氣溫降低至 1.2°C 。西北各省很大雪，寒潮南下，而昆明影響不大！

年內各月雷電現象，迄無休止；低霧凝結，終歲時有；日月暈華，亦所常見；一月份雖無雷雨，絕對濕度極小，然閃電降雹，彩雲虹霓，SW風速每秋達 22.6m 。暖流未衰也；二月氣溫較增，相對濕度最小，故雨量比標準數少 15.1mm 。而雷雨早臨；三月六日，霜即終了；四月氣壓分配甚急，氣溫驟差大，雷雨豐沛，晴天減少，天氣轉接顯著！

夏熱無晴天，五月氣溫極高，達 27.6°C 。六月氣壓極低，達 568.02mm 。六月雨量較數，比歷年同月平均數減少 41.3mm 。八月雷電雨驟，一時降水最多達 21.7mm 。九月雨天23日氣溫較歷年平均度少 1.4°C 。雨量則比同月標準數增 11.9mm 。但仍不如十月之超越常軌！

十一月初霜期，同於去年，雨量已減，SSW風力加強，尚有雷雨虹霓；十二月上旬雨霧頗仍，雨量又比歷年平均數多 17.2mm 。氣溫亦較往年同月高 1.2°C 。終年和暖，究不成冬季氣候！

中華民國三十年昆明氣象綱要表

(A)

全年中氣象綱要

極端最高氣壓	581.36mm.	十月十六日二十二時
極端最低氣壓	568.02mm.	二月八日十六時
一日內最大較差	5.41mm.	四月二十八日
極端最高氣溫	27.6°C	五月二十一日
極端最低氣溫	-0.5°C	一月四日
一日內最大較差	21.9°C	四月十二日
極端最大絕對濕度	16.82m.m.	七月八日十三時
極端最小絕對濕度	2.39m.m.	一月十七日十四時
極端最小相對濕度	22.0%	二月二十六日十五時
一日最多降水量	48.8m.m.	十月十五日
一時最多降水量	21.7m.m.	八月十四日十二時
最大風速	22.6 $\frac{1}{25}$ (195m)	一月十日十五時
一日內最大蒸發量	11.0m.m.	四月三日
連續降水期		六月十八日至廿九日
最多雷雨期		四月廿日至十八日
初霜期		十一月十三日
終霜期		三月六日

附註：氣壓數曾經溫度修正，惟未將濕度修正。

中華民國三十年昆明氣象綱要表 (28)

項目 月份	各種天氣日數												
	氣 溫 (°C)			天 氣									
	最高 50°	平均 50°	最低 50°	晴	雲	陰	雨	雪	吹	霧	雷雨		
1	2				13	9	1	2			1		
2	1				11	6	8	3				1	
3					13	2	1	3				3	
4				2	7	14		9			1	4	
5				5		13	6	12				3	
6						3	6	21				3	
7				6		1	7	5	13			5	
8				8		1	3	5	22			1	
9						2	1	1	23			1	
10						1	5	9	13				
11						8	10	1	11			1	
12						18	2	7					
全年	3			15		76	91	48	150			2	23

項目 月份	各種天氣日數															
	濃霧	霧	霜	低霧	霰	霜	露	霧狀	大風	雷暴	閃電	日暈	月暈	月華	安	
1	1	1	1	23		28	1		13	1					2	
2	3	2	3	10		9	3		3	1	2	0		1		
3	8	3	5	9		1	5		2	3	3	1			1	
4	1	1	1	6			2		2	9	7	1		1	2	
5	7	2	2	1			11		1	3	5	2			4	
6	17	2	2	5			3			5	9	9		1	2	
7	11	2	1	9			1		1	10	5	7		1	3	
8	12	1	8	7			3			9	8	7		2	3	
9	11	1	2	5			7			1	5	1	1		1	
10	11	1	1	3			12			1	1				1	
11	7		1	1		1	7			3	1	2		1	2	
12	8		1	2		5	15				1	1	2			
全年	103	14	31	85		47	73		26	44	18	43	3	8	16	21

中華民國三十年昆明逐月氣象要素平均表 (A)

項目 月份	氣 壓 (mm)										
	平 均	最 高 平均	最 低 平均	極 端 最高	日 期	極 端 最低	日 期	最 大 觀 差 日 內	最 小 觀 差 日 內	日 期	最 小 觀 差 日 期
1	573.93	575.27	572.16	573.39	31	569.75	18	3.62	20	1.91	28
2	573.98	575.29	572.59	573.78	1	570.30	19	3.70	6	1.85	23
3	573.71	575.13	572.21	574.95	30	569.34	9	4.23	15	1.91	18
4	573.99	575.11	572.43	573.23	15	570.02	11	5.41	28	1.64	25
5	574.15	575.76	572.76	573.84	15	570.61	4	4.15	3	1.79	26
6	573.27	574.21	572.11	576.00	1	570.56	17	2.54	12	1.39	23
7	572.22	573.22	571.44	575.21	31	570.52	8	3.66	9	1.22	19, 25
8	573.25	573.99	571.91	576.73	31	570.52	14	3.28	14	0.95	23
9	573.49	576.37	574.44	575.63	23	574.35	3	3.02	2	1.14	12
10	573.14	574.29	572.04	581.36	26	573.27	24	3.87	27	1.28	20
11	573.61	576.87	574.33	580.83	2	573.85	18	3.87	25	1.3	19
12	574.95	576.12	573.43	578.91	5	570.90	12	4.43	4	1.6	1
全年	574.36	575.52	572.11	581.36		569.05		5.41		0.95	

項目 月份	氣 溫 (°C)													
	平 均	最 高 平均	最 低 平均	觀 差 平均	絕 對 最高	日 期	絕 對 最低	日 期	最 大 觀 差 日 內	日 期	最 小 觀 差 日 內	日 期	平 均	絕 對 最低
1	7.4	13.9	2.4	11.5	17.3	8	-0.3	4	15.3	4	1.9	31	1.8	-3.0
2	9.4	16.3	4.0	12.3	21.2	27	-0.3	13	15.0	13	9.3	2	2.7	-2.3
3	11.6	18.5	6.0	12.3	23.8	23, 24	0.5	16	18.2	13	6.6	30	2.6	-0.7
4	13.6	20.3	7.4	12.8	26.1	30	1.6	12	21.9	12	7.3	13	6.1	0.3
5	15.4	22.8	10.9	11.3	27.6	21	6.2	3, 28	15.2	13	2.7	27	10.1	5.8
6	15.8	20.3	12.4	7.9	23.7	1	6.4	4	11.5	3	1.8	28	11.4	6.4
7	17.5	22.4	14.4	8.0	26.4	4	11.8	35, 27	12.4	1	3.4	26	12.7	10.5
8	16.8	21.4	13.7	7.7	25.8	15	11.3	30	12.2	1.5	4.0	1	12.0	10.0
9	13.7	17.7	10.7	7.0	23.8	9	6.3	24	12.5	30	2.1	13	9.7	3.3
10	12.0	16.2	8.4	7.8	21.3	5	1.3	27	15.3	4	1.8	14	7.1	1.2
11	9.5	14.6	5.1	8.9	20.7	19	1.1	2	14.8	18	2.9	30	3.1	-2.3
12	8.1	13.2	4.5	8.7	17.0	12	1.7	31	11.8	14	4.1	8	3.1	-0.9
全年	12.6	18.1	8.4	8.7	27.6		-0.5		21.9		1.8		7.4	-3.0

中華民國三十年昆明逐月氣象要素平均表 (B)

項 目 月 份	地 面 溫 度				相 對 濕 度				儀 量 量 量	日 照 時 數			太 陽 熱 量		
	平	最	日	最	日	平	最	日		總	最	日	總	最	日
	均 mm	大 mm	期 mm	小 mm	期 mm	均 %	小 %	期 %		時 數	多 時 數	日 數	時 數	多 時 數	日 數
1	4.3	5.7	15	2.39	17	57.8	19.7	17	2.5	493.4	10.8	29.29	42.7	32.8	15.3
2	4.6	7.1	2	2.46	5	55.8	22.0	26	5.0	257.7	11.0	39.28	46.0	34.8	13.8
3	6.0	9.8	31	3.65	1	60.5	24.1	1	3.4	268.5	11.1	69.04	46.2	35.6	13.1
4	7.2	14.3	30	4.57	2	64.8	24.4	2	5.1	251.8	11.2	23	43.8	38.5	14.5
5	9.5	12.2	50	5.73	14	75.3	31.1	13	7.2	219.4	11.8	9	50.5	40.1	18.7
6	11.4	15.3	29	5.79	5	87.2	38.1	5	2.0	167.3	12.1	30	40.9	40.1	14.8
7	12.5	18.2	11	10.28	27	87.0	42.0	4	8.2	163.9	12.0	3	49.8	39.4	12.0
8	12.5	19.1	25	8.11	12	88.0	52.0	13	8.6	153.4	11.6	14	53.3	42.0	11.9
9	16.5	17.2	12	5.01	27	89.0	48.0	29	8.7	119.0	11.2	20	43.1	38.7	11.6
10	16.7	19.3	17	4.92	4	94.0	50.5	4	7.9	137.4	11.2	21.6	46.3	35.8	12.0
11	8.2	14.0	21	3.20	17	76.0	23.0	18	5.4	207.9	10.6	25	51.1	40.7	12.5
12	5.0	5.7	8	4.06	3	81.0	36.0	3	5.7	124.4	10.5	3	40.7	30.8	10.6
全年	6.45	13.18		2.39		75.4	22.0		6.4	2365.4	12.1		433.6	42.4	15.3

項 目 月 份	地 面 溫 度										降 水 量			降 水 時 數 日	
	西	東	北	南	西	東	北	南	西	東	總	日	最		
	風 速 %	風 速 %	風 速 %	風 速 %	風 速 %	風 速 %	風 速 %	風 速 %	風 速 %	風 速 %	計 mm	內 mm	數 mm		數 mm
1	10.1	3.0	5.3	6.6	7.6	9.3	10.0	11.4	11.3			0.3	0.7	22	2.6
2	12.6	12.2	9.8	8.8	9.8	10.3	10.6	11.0	11.6	3.5		5.5	3.2	18	5.3
3	15.3	16.8	13.0	12.1	12.0	12.7	12.5	12.4	12.1	21.0		21.0	5.7	17	12.6
4	17.2	19.3	15.2	14.3	14.0	14.7	14.4	14.1	13.8	35.2		35.2	11.7	13	18.3
5	19.0	19.9	19.7	16.8	16.4	16.7	16.3	15.8	15.2	132.9		132.9	34.0	26	69.3
6	19.3	19.8	19.5	17.9	17.6	17.8	17.1	16.7	16.2	154.8		154.8	42.8	18	103.0
7	22.2	22.0	20.3	19.9	19.4	19.6	18.6	17.5	17.3	227.4		227.4	32.3	24	80.7
8	22.1	21.7	20.1	18.7	18.5	18.8	17.1	16.6	16.0	226.1		226.1	47.7	19	82.1
9	17.7	17.7	16.1	16.0	15.5	17.3	17.5	17.7	17.7	166.1		166.1	31.5	12	47.6
10	15.2	15.0	13.8	13.7	14.8	15.1	15.4	15.8	15.1	140.3		140.3	48.2	15	118.7
11	12.6	12.8	12.0	10.2		12.7	13.3	14.1	14.7	40.7		40.7	8.6	30	25.2
12	10.5	11.1	8.3	8.6		10.9	11.6	12.6	13.3	27.7		27.7	3.7	8	23.6
全年	16.2	15.3	14.2	13.7	14.7	14.6	14.5	14.3	14.3	1718.4		1718.4	48.8		692.2

中華民國三十年昆明逐月氣象要素平均表 (C)

項 目 分	風 向 數	合 成 風 向	風 速				能 量			蒸 發 量	
			平 均 m/s	最 大 m/s	方 向 運 轉	日 期	能 量 m/s	總 量 mm	日 內 量 mm	日 期	
1	SSW	S 20° 46' 23"	11.5	22.6	SW	10	8.7	117.9	6.4	19	
2	SSW	S 30° 37' 36"	10.3	18.9	SSW	12	8.2	147.5	7.9	25.2	
3	SW	S 24° 58' 11"	12.0	17.8	SW	13	6.8	152.4	9.8	23	
4	SW	S 40° 30' 58"	7.9	18.4	SW	11	7.3	153.5	11.0	3	
5	SSW	S 7° 36' 25"	6.4	7.7	SW	7	7.3	105.8	6.4	1	
6	ENE	S 18° 53' 51" E	5.2	13.5	SSW	16	7.1	57.5	4.4	17	
7	SSW	S 16° 6' 12" E	4.5	17.6	SE	22	7.4	51.5	5.7	4	
8	SSW	S 57° 26' 31" E	4.8	12.7	NNE	28	7.4	112.0	3.1	14	
9	ENE	S 69° 23' 37" E	1.6	13.7	ENE	21	6.4	31.8	2.1	9	
10	SSW	S 5° 38' 40" E	5.3	18.5	ENE	26	5.1	46.4	4.4	6	
11	SSW	S 19° 37' 55" E	7.4	19.4	SSW	20	8.6	36.5	6.0	18	
12	SSW	S 25° 36' 14" E	6.0	12.3	SW	11	7.7	47.6	3.6	3	
全年			7.0	22.6	SW		7.4	391.9	11.0		

中華民國三十年昆明逐月雲狀次數表

項 目 分	最 多 雲 狀	最 少 雲 狀	雲 狀 次 數 (按 雲 高 分 類)											總 數			
			卷 雲	卷 雲 層	高 積 雲	中 積 雲	積 雲	積 雲 層	層 雲	碎 雲	陰 雲	陰 雲 層	陰 雲 層				
1	25	C	165W	56	10	31	1	46	1	18	2	2	39	125	361		
2	56	C	161	126	20	2	16	5	31	2	27	7	20	4	72	336	
3	24	SC	17	30	5	20	21	53	21	24	19	39	39	156	405		
4	51	SC	14	49	5	2	25	23	51	19	65	3	12	26	60	370	
5	72	SK	64	43	6	1	21	3	130	53	51	1	18	23	5	434	
6	30	SK	15	19	12	62	31	104	20	34	5	27				420	
7	32	SK	24	26	29	1	13	5	105	72	63	21	26	8	4	530	
8	86	SK	200	22	16	2	13	116	71	64	66	6	29	7		434	
9	87	N	185W	8	2	9	97	73	180	35	39	34	1	2	320		
10	29	SK	265W	11	2	25	53	131	75	36	24	41			18	403	
11	54	SK	210	28		1	10	24	106	24	47	17	52			50	360
12	59	SK	185W	18		2	5	5	130	14	62	26	40			15	351
全年	63			153	35	21	143	576	421	524	30	36	242	338	9	3104	6286
%				31	20	14	76	160	228	112	72	48	31	37	0.2	108	100

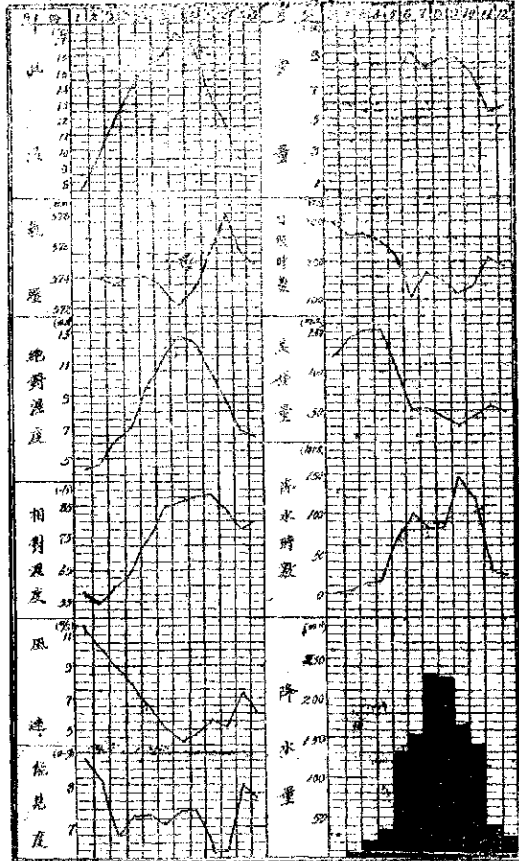
中華民國三十年昆明逐時氣象要素平均表

項 時 間	氣 壓 mm	氣 溫 ℃	絕對濕度 mm	相對濕度 %	風 速 ms	雲 量 0-10	降水量 mm	能見度 0-9
1	574.67	10.7	8.29	83			56.2	
2	574.55	10.5	8.27	83			84.6	
3	574.41	10.2	8.28	85			62.1	
4	574.31	10.0	8.26	86			73.0	
5	574.28	9.8	8.23	86			71.2	
6	574.39	9.6	8.25	87	6.0	7.4	57.4	5.3
7	574.68	9.9	8.36	87	3.8	6.5	49.3	6.0
8	575.01	10.8	8.56	84	5.7	6.5	49.1	6.3
9	575.27	12.0	8.76	80	6.0	6.6	35.1	6.8
10	575.31	13.2	8.81	75	6.5	6.5	34.2	7.2
11	575.08	14.3	8.78	70	6.8	6.6	44.1	7.6
12	574.64	15.2	8.76	66	7.3	6.6	43.1	7.7
13	574.15	15.9	8.73	63	7.4	6.5	37.1	8.0
14	573.71	16.4	8.67	62	7.5	6.5	36.2	8.0
15	573.38	16.7	8.58	61	7.3	6.4	28.6	8.1
16	573.24	16.0	8.50	64	7.4	6.3	46.8	8.1
17	573.28	15.2	8.42	64	7.2	6.2	57.5	8.0
18	573.27	13.8	8.36	69	7.4	6.3	51.1	7.8
19	573.79	13.0	8.38	74	7.5	7.9	30.2	7.9
20	574.18	12.4	8.27	74	7.7		41.9	
21	574.54	12.0	8.30	76	7.8		34.8	
22	574.73	11.7	8.29	76			32.0	
23	574.79	11.4	8.30	79			66.7	
24	574.76	11.1	8.30	80			54.1	
總計 平均	574.36	12.6	8.44	75	7.0	6.6	1178.4	7.3

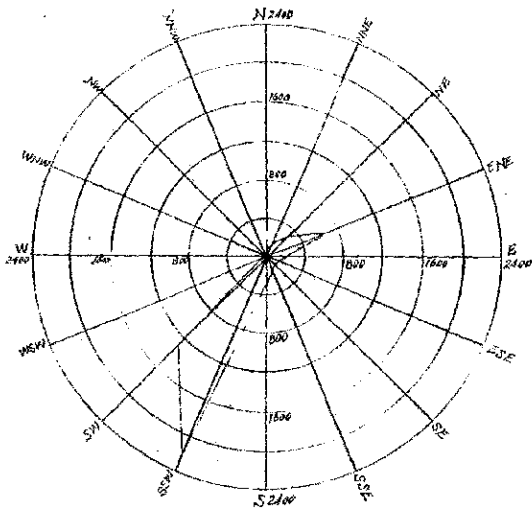
中華民國三十年昆明觀音橋風向風速觀測表

方位	第一小時					第二小時					第三小時					第四小時				
	風速	風向	風速	風向	風速	風速	風向	風速	風向	風速	風速	風向	風速	風向	風速	風速	風向	風速	風向	
N																				
NE	1	2	1	1	1	1	1	1	1	1	1	1	1	1	1	1	1	1	1	1
ENE	1	2	1	1	1	1	1	1	1	1	1	1	1	1	1	1	1	1	1	1
E	1	2	1	1	1	1	1	1	1	1	1	1	1	1	1	1	1	1	1	1
ESE	1	2	1	1	1	1	1	1	1	1	1	1	1	1	1	1	1	1	1	1
SE	1	2	1	1	1	1	1	1	1	1	1	1	1	1	1	1	1	1	1	1
SSE	1	2	1	1	1	1	1	1	1	1	1	1	1	1	1	1	1	1	1	1
S	1	2	1	1	1	1	1	1	1	1	1	1	1	1	1	1	1	1	1	1
SSW	1	2	1	1	1	1	1	1	1	1	1	1	1	1	1	1	1	1	1	1
SW	1	2	1	1	1	1	1	1	1	1	1	1	1	1	1	1	1	1	1	1
WSW	1	2	1	1	1	1	1	1	1	1	1	1	1	1	1	1	1	1	1	1
W	1	2	1	1	1	1	1	1	1	1	1	1	1	1	1	1	1	1	1	1
WNW	1	2	1	1	1	1	1	1	1	1	1	1	1	1	1	1	1	1	1	1
NW	1	2	1	1	1	1	1	1	1	1	1	1	1	1	1	1	1	1	1	1
NNW	1	2	1	1	1	1	1	1	1	1	1	1	1	1	1	1	1	1	1	1
C	1	2	1	1	1	1	1	1	1	1	1	1	1	1	1	1	1	1	1	1

中華人民共和國氣象局 廣東省氣象局 廣州



中華民國三十年昆明風向圖



方向	N	NNE	NE	ENE	E	ESE	SE	SSE	S	SSW	SW	WSW	W	WNW	NNW	N	C
次數	73	162	312	704	1772	122	24	164	309	212	127	59	5	15	18	21	99
百分比	1.2	2.8	5.3	12.4	29	2.1	0.4	2.8	5.2	3.7	2.2	1.1	0.1	0.2	0.3	3.5	1.7

中華民國三十年一月

Daily Values of Meteorological

日期 Date	氣 壓 Pressure				氣 溫 Temperature				氣 溫 Temp	濕 度 Humidity	
	平均 Mean	最高 Max.	最低 Min.	較差 Range	平均 Mean	最高 Max.	最低 Min.	較差 Range		絕對 Absolute	相對 Relative
	Sec. m.	mm.	mm.	m. m.	C.	C.	C.	C.	C.	m. m.	%
1	74.13	75.71	73.74	2.73	6.0	12.1	1.0	11.1	0.0	3.74	54.0
2	75.15	76.27	73.73	2.36	6.9	14.9	0.7	13.1	-0.7	4.12	52.5
3	75.44	76.41	74.10	2.39	7.6	13.7	2.0	11.9	1.3	5.23	67.0
4	76.13	77.51	75.34	2.17	0.2	14.0	-0.5	15.3	-0.0	4.84	61.0
5	74.54	75.94	73.13	2.01	0.1	14.4	3.0	11.4	1.6	4.01	64.0
6	75.25	76.37	74.15	2.22	7.6	14.0	2.4	11.2	0.7	3.93	51.0
7	75.00	76.15	73.81	2.64	0.0	14.1	2.0	12.1	1.5	4.07	54.0
8	73.14	74.60	71.74	2.94	0.3	17.3	3.5	13.0	2.1	3.07	46.0
9	74.07	75.63	73.03	2.60	9.7	14.3	5.5	11.0	2.0	4.16	46.7
10	72.03	73.96	71.43	2.53	7.5	14.0	4.7	10.1	3.5	4.73	57.2
11	72.77	74.15	71.40	2.67	7.3	15.1	5.2	7.9	5.0	5.77	61.1
12	73.02	74.60	71.70	2.90	7.9	14.8	2.7	12.1	1.2	4.42	56.0
13	74.20	75.01	73.04	2.77	0.0	14.7	2.5	12.2	0.7	3.91	54.0
14	75.30	76.88	74.48	2.42	7.0	14.7	0.6	14.1	-3.0	4.03	67.5
15	75.03	77.13	75.12	2.00	0.3	14.5	3.6	10.9	2.5	3.30	67.3
16	75.05	76.02	73.67	3.13	0.0	14.0	3.5	10.5	2.1	4.24	54.0
17	73.70	75.22	72.04	2.50	7.0	15.2	2.1	12.5	1.2	3.59	48.1
18	71.17	72.64	69.40	2.28	7.7	15.0	1.4	12.4	-0.1	3.37	46.7
19	72.54	74.00	71.40	2.60	0.6	14.0	2.4	13.6	2.7	3.43	42.0
20	71.97	73.42	70.30	3.62	7.9	16.7	2.4	13.3	1.5	3.46	44.5
21	70.82	71.52	69.59	1.93	5.2	9.0	2.5	7.3	1.2	4.44	61.3
22	70.76	72.41	67.64	2.77	4.0	9.9	0.4	9.5	-0.4	4.17	67.5
23	71.04	72.90	70.23	2.67	4.4	13.0	0.0	13.0	-1.0	3.05	62.9
24	72.10	73.26	70.00	2.30	3.9	12.2	0.2	12.0	0.2	4.11	60.1
25	73.30	74.46	72.32	2.14	6.3	12.7	0.7	12.7	-0.7	4.25	60.7
26	74.62	75.02	73.20	2.56	7.1	12.4	1.9	10.7	0.5	4.36	58.0
27	74.79	76.01	73.76	2.25	6.7	11.6	3.5	8.1	2.7	4.77	65.0
28	74.25	75.30	73.37	1.91	6.6	13.2	1.5	13.7	-1.0	3.67	52.0
29	74.50	75.41	73.04	2.37	0.2	14.5	2.4	12.1	1.0	4.39	54.7
30	75.01	77.20	74.65	2.49	9.0	14.5	4.2	10.3	0.8	5.50	61.7
31	73.00	72.33	71.03	2.25	5.0	8.3	4.2	4.3	2.0	6.11	0.0
1.1.31	73.95	75.27	72.76	2.51	4.4	13.9	2.4	11.5	1.0	4.33	57.0

逐日氣象平均要素表

Elements, in the Month of January, 1941.

日期 Date	雨量 Rainfall	時 Hour	最高氣溫 Maximum Temperature			最低氣溫 Minimum Temperature		風向 Wind Dir.	風速 Wind Vel.	雲量 Cloud %	濕度 Humidity	日照 Sunshine	雜項 Miscellaneous
			最高氣溫 Max. Temp.	最低氣溫 Min. Temp.	最高氣溫 Max. Temp.	最低氣溫 Min. Temp.							
°C	mm		°C	°C	°C	°C		mph	mm	%	hr		
26	8.8	9.7	38.0	27.4	18.6	12.2	SW				9.0	3.7	☉☉
27	0.4	10.5	32.0	27.5	18.7	8.6	SSW				9.0	1.5	☉☉
28	7.1	10.8	38.0	27.7	8.1	12.0	SSW				9.0	3.2	☉☉☉☉☉☉
29	0.4	10.6	30.1	28.2	14.8	7.8	SSW				9.0	3.6	☉☉☉☉
30	1.8	10.4	30.5	30.1	18.4	14.0	SSW				9.0	3.3	☉☉☉☉
31	0.0	10.6	39.2	27.7	11.3	11.0	SW				9.0	3.8	☉☉☉☉
1	0.0	10.6	40.2	30.1	10.1	11.6	SSW				9.0	1.7	☉☉☉☉
2	0.0	10.6	39.8	29.0	10.8	14.8	SW				9.0	6.0	☉☉☉☉☉☉
3	6.7	7.8	42.7	32.8	7.7	10.0	SSW				9.0	1.7	☉☉☉☉
4	7.7	6.1	42.1	31.5	10.6	14.0	SW				9.0	5.0	☉☉☉☉☉☉
5	4.2	7.0	39.8	24.7	12.7	10.2	SSW				9.0	4.8	☉☉☉☉☉☉
6	1.5	10.3	40.5	30.2	16.9	10.1	SSW				9.0	3.2	☉☉☉☉☉☉
7	9.4	0.1	37.4	28.1	11.3	8.7	SSW				9.0	5.0	☉☉☉☉☉☉
8	1.3	10.6	42.5	31.1	11.5	7.1	SSW				7.6	3.2	☉☉☉☉☉☉
9	1.4	1.6	30.5	41.3	29.3	14.4	7.7	SSW	0.2	0.2	8.6	3.0	☉☉☉☉☉☉☉☉
10	0.0	10.6	41.0	27.2	11.8	12.7	SSW				9.0	1.2	☉☉☉☉☉☉☉☉
11	0.3	10.7	40.1	28.0	11.3	9.5	SW				9.0	5.1	☉☉☉☉☉☉☉☉
12	0.2	10.7	39.3	27.5	14.8	15.2	SW				9.0	6.1	☉☉☉☉☉☉☉☉
13	5.2	7.6	30.0	27.1	10.7	10.7	SSW				8.5	6.4	☉☉☉☉☉☉☉☉
14	0.1	10.6	38.0	27.7	10.1	11.5	SSW				9.0	5.6	☉☉☉☉☉☉☉☉
15	4.7	7.3	37.4	26.1	11.3	15.3	SSW	T			9.0	3.5	☉☉☉☉☉☉☉☉
16	4.6	7.0	37.0	27.0	10.0	13.9	SSW	0.7	0.4	8.8	2.1	☉☉☉☉☉☉☉☉	
17	0.0	10.6	38.6	27.3	11.3	11.0	SW				9.0	1.1	☉☉☉☉☉☉☉☉
18	4.4	10.3	32.1	22.0	16.3	11.6	SSW				8.0	1.8	☉☉☉☉☉☉☉☉
19	0.5	10.6	36.8	28.7	8.1	14.5	SSW				9.0	3.8	☉☉☉☉☉☉☉☉
20	4.6	9.4	40.2	25.8	10.2	16.5	SW				9.0	1.2	☉☉☉☉☉☉☉☉
21	7.7	6.0	37.8	28.1	9.7	14.8	SW				9.0	2.0	☉☉☉☉☉☉☉☉
22	0.0	10.3	39.7	28.7	11.8	14.2	SSW				9.0	3.7	☉☉☉☉☉☉☉☉
23	0.7	10.8	40.0	29.6	10.8	9.2	SSW				9.0	1.7	☉☉☉☉☉☉☉☉
24	2.7	9.7	41.5	28.1	13.4	8.2	SSW				8.7	1.5	☉☉☉☉☉☉☉☉
25	7.2	5.7	32.8	24.1	8.7	6.6	ENE				8.8	2.8	☉☉☉☉☉☉☉☉☉☉☉☉
26	2.5	17.4	42.8	30.5	36.3	11.5	SSW	6.7	0.6	8.7	11.7		

中華民國三十年二月

Daily Values of Meteorological Elements.

日期 Date	氣 溫 Temperature				氣 壓 Pressure				風 速 Wind		濕 度 Humidity	
	平均 Mean	最高 Max.	最低 Min.	较差 Range	平均 Mean	最高 Max.	最低 Min.	较差 Range	草 Gross	相對 Ab- solute	絕對 Re- lative	濕度 % value
	5000ft	5000ft	5000ft	m.m.	°C.	°C.	°C.	°C.	°C.	m.m.	%	%
1	74.66	77.78	73.52	3.24	7.7	13.7	2.6	11.1	2.0	6.75	86.9	
2	74.16	77.71	76.50	3.21	7.5	14.0	4.7	9.3	4.7	6.43	83.9	
3	74.83	78.47	75.23	3.24	7.4	13.9	2.4	11.5	1.7	4.99	67.9	
4	75.81	76.26	73.06	3.20	7.7	14.2	2.5	11.7	1.5	4.39	58.4	
5	75.75	77.28	74.74	2.54	8.5	15.6	2.3	12.8	-1.0	3.58	44.0	
6	74.68	76.02	73.22	2.80	8.3	16.2	2.5	13.7	-2.0	3.79	42.2	
7	75.86	77.34	74.97	2.37	8.7	15.2	3.3	11.9	2.2	3.88	45.8	
8	75.76	76.08	72.38	3.70	8.8	15.3	2.7	12.7	2.0	3.80	46.7	
9	73.56	74.46	72.72	2.24	7.7	16.5	3.7	12.6	2.5	3.80	43.5	
10	73.82	75.43	72.53	2.90	8.7	14.5	4.0	10.5	3.1	3.95	47.9	
11	72.97	74.67	71.48	3.12	8.0	14.0	4.2	9.8	3.4	4.67	57.5	
12	74.03	75.34	72.20	3.14	6.5	15.1	0.5	14.6	-0.6	4.14	60.3	
13	73.42	76.63	74.14	2.47	8.7	15.5	-0.3	15.8	-2.3	4.43	53.7	
14	73.00	76.22	73.54	2.63	7.5	16.3	4.3	12.0	2.3	3.17	60.5	
15	73.88	75.33	72.13	3.20	7.5	15.0	4.1	11.7	2.9	3.65	64.9	
16	73.67	74.78	72.25	2.53	10.1	15.8	5.5	10.9	2.7	5.83	64.6	
17	74.27	75.66	72.98	2.68	10.3	16.2	6.8	9.4	3.6	3.67	60.7	
18	72.84	74.36	71.42	2.74	6.7	13.2	2.0	10.7	0.5	5.32	73.8	
19	71.81	72.83	70.35	2.43	8.2	15.2	3.1	12.1	1.9	4.78	57.8	
20	71.92	73.23	70.71	2.32	7.4	18.8	3.3	15.5	2.3	5.66	60.3	
21	71.72	72.76	70.44	2.07	11.0	18.8	5.2	13.6	4.1	5.07	53.5	
22	72.06	73.06	70.81	2.25	11.0	17.3	5.2	12.1	4.3	4.72	47.2	
23	73.16	74.74	72.27	1.75	10.6	18.3	5.4	12.9	4.5	4.85	51.7	
24	72.73	74.40	71.21	3.17	11.3	18.8	5.5	13.3	4.1	4.48	46.0	
25	72.57	74.01	71.17	2.84	11.0	17.7	5.6	12.1	3.2	3.84	40.1	
26	72.40	73.57	71.07	2.40	12.2	17.5	6.2	13.3	5.7	3.72	38.2	
27	72.51	73.52	71.14	2.38	13.0	21.2	6.4	14.8	5.6	4.03	36.3	
28	71.74	73.52	70.60	2.62	12.5	18.9	6.8	12.1	7.9	4.73	44.5	
29	73.98	75.29	72.59	2.70	7.4	16.3	4.0	12.3	2.7	4.69	55.2	

中華民國三十年三月

Daily Values of Meteorological Elements

日期 Date	氣 壓 Pressure				溫 度 Temperature				草 濕 Grass Tempo	濕 度 Relative Humidity	
	平均	最高	最低	差	平均	最高	最低	差			
	Mean	Max.	Min.	Range	Mean	Max.	Min.	Range			
sum of	sum of	sum of	m. m.	°C.	°C.	°C.	°C.	°C.	m. m.	%	
1	72.72	74.21	71.18	3.03	12.2	17.2	8.0	13.4	4.7	4.09	40.1
2	74.23	75.74	72.53	3.21	10.7	17.5	6.2	13.3	1.5	4.61	48.9
3	74.78	76.04	73.45	2.59	9.5	17.4	5.3	13.1	4.1	4.74	56.3
4	75.12	77.23	74.34	2.89	4.9	9.3	2.1	7.2	2.1	6.20	95.7
5	73.15	75.14	70.95	4.19	6.5	13.0	3.2	7.8	3.0	6.14	86.0
6	72.96	73.94	71.56	2.38	8.4	16.0	6.2	13.3	1.8	5.30	65.8
7	73.80	74.87	72.26	2.61	10.1	18.2	6.0	13.8	3.2	4.84	54.3
8	72.25	74.19	70.21	3.98	10.4	16.3	5.5	11.3	4.7	5.02	54.8
9	70.17	71.68	68.34	3.34	11.5	17.8	4.9	14.4	3.2	5.23	53.2
10	67.96	72.21	69.70	3.51	12.5	20.4	7.0	19.4	5.4	5.76	54.5
11	73.28	74.97	71.81	3.16	9.9	16.5	6.2	10.3	3.5	5.97	61.1
12	72.49	74.11	70.69	3.42	8.0	17.0	2.1	14.7	-0.7	6.62	70.8
13	74.78	76.17	73.24	2.93	10.9	17.5	1.3	18.2	1.3	5.58	57.3
14	75.91	77.38	74.64	2.72	10.7	15.3	4.0	11.9	2.0	7.39	74.4
15	73.70	75.71	71.48	4.23	10.5	16.2	5.6	10.6	4.0	7.13	72.2
16	75.98	77.67	74.76	2.91	8.4	16.1	0.5	15.6	0.4	5.13	60.0
17	75.24	77.20	73.64	3.56	5.2	9.0	2.0	7.0	2.8	6.11	73.7
18	74.20	75.13	73.22	1.91	10.7	17.5	2.3	16.2	3.1	7.03	75.8
19	73.17	75.81	71.34	3.65	13.4	20.0	7.5	12.5	4.6	6.60	64.5
20	72.44	73.65	71.35	2.30	14.0	23.0	8.0	14.6	6.6	6.72	50.2
21	72.88	73.80	71.85	2.95	15.4	23.3	9.6	13.7	8.2	6.71	48.2
22	72.37	73.44	70.75	2.69	10.7	21.8	10.0	11.8	8.0	5.77	45.8
23	73.14	74.69	71.74	2.95	15.9	23.8	10.4	13.0	8.5	5.70	43.5
24	75.07	76.27	73.75	2.52	16.4	22.2	10.7	11.5	8.9	5.38	38.8
25	74.98	76.28	73.60	2.68	16.4	23.8	10.0	13.8	8.0	5.25	38.5
26	74.11	75.47	72.76	2.71	14.5	21.8	10.1	11.7	7.5	6.67	44.7
27	72.21	73.21	70.67	2.54	14.9	23.2	8.3	14.4	7.9	6.73	55.7
28	72.52	73.77	71.32	2.45	16.1	22.4	10.8	11.8	9.5	6.65	42.5
29	74.47	76.44	73.28	3.16	14.9	23.5	8.6	14.4	8.0	7.38	57.8
30	74.24	77.80	74.75	2.13	6.8	10.5	3.0	6.6	3.0	7.04	75.1
31	75.38	75.80	75.08	0.72	14.0	22.5	5.9	16.6	4.0	7.22	67.1
合計	73.71	75.17	72.21	2.90	11.6	18.5	6.0	12.5	4.6	6.04	64.5

逐日气象平均要素表

in the Month of March, 1941.

日期 Date	日照 Solar Radiation				風 Wind				能见度 Vis.	濕度 Humid.	雜項 Miscellaneous
	時數 Hrs.	球射 Globe	球射 Horiz.	球射 Net	校法 Range	校法 Mean	校法 Dir.	校法 Amt.			
° C.	h.	° C.	° C.	° C.	%	Dir.	m.m.	k.	m.	Information	
12.0	3.0	12.0	42.7	31.0	11.7	11.1	SW		10	5.0	△
12.1	0.3	0.6	40.7	32.5	0.2	8.5	SW	0.7	0.2	6.1	●△
12.2	7.0	0.0				0.9	SW	1		0.8	2.2
12.3	7.0	10.0	4.7			5.4	SSW	4.1	2.8	3.0	1.4
12.4	0.1	0.4	42.4	28.9	14.3	12.1	SW	3.5	3.0	5.0	1.5
12.5	2.5	1.1	41.5	30.8	10.7	11.2	SW			4.4	4.3
12.6	0.8	1.0	44.1	31.5	11.6	10.2	SSW			9.0	6.0
12.7	2.2	1.4	40.5	30.1	10.4	11.6	SW			0.5	5.7
12.8	3.0	1.1	42.5	1.8	10.7	12.2	SW			9.4	7.7
12.9	1.0	1.7	45.0	34.0	10.2	11.3	SW			7.3	1.0
12.10	3.4	2.0	41.2	31.7	9.3	7.9	ENE			8.1	3.3
12.11	0.1	2.2	42.3	33.5	7.7	0.9	SSW	0.0	0.7	7.6	2.2
12.12	0.0	0.1	44.2	31.1	13.1	6.3	SW			0.9	7.1
12.13	3.4	4.6	42.5	30.5	11.5	7.3	NW	2.7	1.2	6.7	2.0
12.14	0.1	0.3	42.2	32.4	11.6	7.2	SW	3.6	0.9	4.7	3.5
12.15	1.1	10.2	37.1	27.0	10.1	7.1	ENE			8.5	3.5
12.16	0.0	0.0				6.0	ENE	5.7	2.7	4.9	0.6
12.17	5.2	7.0	44.5	33.6	10.4	6.2	SSW	0.1	0.1	8.5	2.6
12.18	1.5	10.6	43.0	32.9	10.1	0.6	SSW			2.7	5.4
12.19	0.0	11.0	45.0	34.5	10.5	10.1	SW			8.2	6.1
12.20	0.1	11.0	46.1	33.8	12.5	9.3	SSW			6.7	4.8
12.21	0.5	11.0	44.3	33.1	10.8	7.7	SW			7.7	0.4
12.22	0.0	10.4	44.9	32.2	11.7	10.3	SW			7.8	9.0
12.23	2.4	11.4	45.3	34.6	13.7	10.2	SSW			7.6	9.0
12.24	0.7	10.8	45.2	34.0	11.2	7.7	SW			7.6	7.0
12.25	4.4	7.4	43.2	35.6	7.6	2.2	SSW			3.9	5.5
12.26	0.2	10.6	44.5	32.7	11.0	11.1	SW			6.5	7.1
12.27	0.8	10.4	44.0	33.5	10.5	11.3	SW			6.0	8.8
12.28	0.9	10.2	46.2	34.1	12.1	3.8	ESE			6.0	5.4
12.29	7.5	3.0	34.0	24.0	7.5	0.9	ENE	0.0	0.6	2.7	0.3
12.30	1.8	0.0	44.0	32.7	13.1	4.7	SW			4.2	6.3
12.31	3.4	10.5	40.4	30.2	17.9	9.0	SW	11.0	12.6	6.0	15.4

中華民國三十年四月

Daily Values of Meteorological Elements

日期 Date	氣溫 (Temperature)				風速 (Wind)				濕度 (Humidity)			
	平均 Mean	最高 Max.	最低 Min.	範圍 Range	平均 Mean	最高 Max.	最低 Min.	範圍 Range	華氏 Temp. °C.	絕對 Abs. mm.	相對 Rel. %	
1	11.1	15.7	7.3	8.4	3.2	1.5	2.0	0.5	13.0	6.2	67.3	52.6
2	12.3	16.5	7.5	9.0	3.3	1.5	2.0	0.5	14.4	6.1	56.1	53.0
3	13.0	17.4	7.6	9.8	3.4	1.6	2.2	0.6	15.4	5.2	51.7	53.1
4	13.0	17.4	7.6	9.8	3.2	1.4	2.1	0.7	16.9	5.2	54.6	53.0
5	12.7	17.1	7.3	9.8	3.1	1.4	2.0	0.6	13.9	6.2	55.0	51.3
6	12.4	17.4	7.1	10.1	3.3	1.5	1.8	0.3	7.5	6.6	57.9	51.4
7	12.6	17.5	7.2	10.3	3.0	1.0	1.8	0.8	10.6	7.1	53	52.7
8	12.4	17.4	7.2	10.2	3.2	1.1	2.0	0.9	10.0	6.3	52.4	52.7
9	12.3	17.3	7.2	10.1	3.3	1.2	2.1	0.9	11.5	5.2	52.4	50.9
10	12.1	17.0	7.1	9.9	3.0	1.0	1.2	0.2	12.5	2.4	51.1	66.0
11	12.0	16.6	7.0	9.6	3.5	1.3	1.7	0.4	14.1	2.8	51.3	46.9
12	12.1	16.5	7.0	9.5	3.3	1.3	2.3	1.0	21.9	6.6	56.3	59.0
13	12.4	17.1	7.1	10.0	2.9	1.1	1.5	0.4	7.3	2.0	62.7	57.1
14	12.1	16.7	7.2	9.5	2.8	1.1	1.5	0.4	11.3	1.4	52.5	58.3
15	12.5	17.1	7.1	10.0	3.0	1.2	1.6	0.4	13.2	2.3	60.7	58.2
16	12.3	16.8	7.1	9.7	2.8	1.3	2.0	0.7	11.7	6.5	56.3	56.7
17	12.1	16.5	7.0	9.5	2.7	1.1	1.6	0.5	9.4	5.1	66.0	52.5
18	12.1	16.4	7.0	9.4	2.8	1.1	1.5	0.4	8.2	6.0	62.2	59.6
19	12.2	17.1	7.1	10.0	3.3	1.4	2.1	0.7	13.9	5.5	57.5	57.0
20	12.5	17.6	7.1	10.5	3.7	1.5	2.0	0.5	9.5	9.1	57.2	57.2
21	12.8	17.7	7.2	10.5	3.0	1.0	1.9	0.9	13.5	6.2	60.4	56.2
22	13.0	17.8	7.2	10.6	2.9	1.0	2.1	1.1	10.9	5.2	60.4	53.0
23	13.1	17.9	7.2	10.7	2.9	1.0	2.1	1.1	12.6	6.7	53.2	53.0
24	11.9	17.3	7.0	10.3	2.5	1.0	2.0	1.0	11.6	10.7	66.9	53.7
25	12.6	17.4	7.1	10.3	1.8	1.1	2.1	1.0	13.0	10.2	73	51.0
26	13.1	17.3	7.2	10.1	1.8	1.1	2.1	1.0	13.5	10.9	67.7	47.0
27	12.6	17.2	7.0	10.2	2.6	1.3	2.2	0.9	9.9	11.3	54.4	46.5
28	12.3	17.0	7.1	9.9	3.1	1.4	2.3	0.9	11.2	4.8	58.6	52.0
29	12.1	16.7	7.0	9.7	2.6	1.3	2.0	0.7	10.0	2.9	52.3	52.0
30	12.1	16.7	7.0	9.7	2.7	1.4	2.0	0.6	11.6	10.0	52.6	61.1
合計	13.8	17.7	7.1	10.4	3.2	1.3	2.0	0.7	12.8	6.1	57.0	61.0

逐日氣象平均要素表

in the Month of April, 1941.

日期 Date 16 Apr to the 30 Apr	時間 Time of day	日照 日照 時數 No. of hrs. of sun- shine	太陽高度 Solar elevation			方位 Azim. Dir.	風 Wind Dir.	風 力 Wind Vel.	雲 量 Cloud Amt.	雲 高 Cloud Hgt.	能見 度 Vis.	濕度 Humid. %	氣 壓 Barom. mm.	氣 溫 Temp. °C.	露 點 Dew pt. °C.	降 水 量 Precip. mm.	備 註 Remarks
			°	'	''												
12.3	4.3	9.2	43.2	32.1	12.0	10.8	SSW			6.7	9.1						
2.2	0.0	11.3	46.3	33.5	12.0	8.0	SW			7.6	9.0						
17.9	0.0	10.0	44.9	33.7	12.6	8.5	SW			6.7	11.5						
20.4	1.0	7.9	43.8	35.2	11.1	11.7	SW			7.0	10.7						
19.5	2.2	9.3	46.6	33.2	12.8	8.2	SW			7.2	9.3						
10.0	4.0	5.4	34.5	23.9	11.4	7.8	ENE	1.0	1.2	7.6	7.1					● T 4	
0.9	0.2	2.6	35.2	24.9	10.3	6.4	SE	3.4	2.3	7.5	6.5					● T 4	
16.0	5.0	1.1	45.5	35.0	12.5	7.2	SW			7.0	3.2					● T 4	
15.6	7.3	0.3	45.2	36.1	11.1	11.3	SW	6.8	2.2	6.7	4.7					● T 4	
14.6	5.7	7.5	43.2	34.7	10.5	4.3	NE			7.7	2.7					W	
15.1	0.3	5.2	41.7	32.5	9.2	12.2	SW			7.5	5.9						
14.7	6.2	9.1	47.0	36.8	12.2	7.7	SW			7.7	7.0					T	
8.3	0.0	0.0				10.5	NE	11.7	7.0	3.5	0.5					● T 4	
12.3	6.6	5.4	41.0	30.0	10.2	7.7	SW	5.6	1.4	6.0	1.2					● T 4	
13.1	7.0	6.6	41.0	30.5	10.5	8.0	SW	3.2	0.5	7.5	2.3					W	
15.7	6.3	8.5	45.8	35.0	10.0	8.5	SW	1		8.2	3.8					4	
14.9	8.5	4.4	40.5	30.1	10.3	2.1	NNE	1.2	1.4	7.5	1.0					● T 4	
14.0	7.1	4.3	43.6	35.5	9.1	4.2	SW	1.2	1.1	7.7	1.5					● T 4	
17.6	4.5	11.2	42.5	31.1	11.1	5.6	SW			8.5	3.7					4	
15.7	7.8	5.2	40.2	34.3	13.9	7.4	SW			7.3	2.0					0	
20.6	4.2	10.3	49.3	30.0	12.5	3.7	SSW	0.8	0.4	8.0	3					● T 4	
18.4	4.2	7.6	45.4	34.7	12.7	6.6	SW			8.7	3.7						
19.7	1.5	11.9	40.8	35.0	10.8	10.6	SW			8.6	5.8						
17.6	2.5	11.4	45.2	35.7	12.5	7.7	SW			8.5	6.7						
21.2	3.4	10.0	50.7	40.6	10.3	10.2	SW			8.0	7.6						
20.7	4.1	7.7	48.3	36.2	12.0	6.6	SW			7.2	7.4						
18.7	6.4	7.3	48.0	34.9	14.6	12.2	SW			7.0	7.5					● T 4	
21.0	3.2	11.4	49.8	38.5	11.3	6.0	SW			8.5	5.7					● T 4	
22.6	3.8	10.8	45.4	35.0	10.4	5.9	SW			8.0	4.7					4	
22.8	2.5	11.6	44.6	34.7	11.7	6.3	SW			7.3	5.8					4	
17.2	5.1	21.0	50.8	47.3	12.5	7.9	SW	39.2	10.3	7.3	10.2						

中華民國三十年五月

Daily Values of Meteorological Elements

日期 Date	溫 度 Temperature				濕 度 Humidity				日 量 mm	風 向 Dir.	風 速 Sp. (mph)
	平均	最高	最低	較差	平均	最高	最低	較差			
	Mean	Max.	Min.	Range	Mean	Max.	Min.	Range			
1	72.27	73.03	71.53	1.50	77.5	73.6	72.2	1.4	11.7	9.31	64.4
2	75.86	75.93	73.83	2.15	72.3	72.2	7.5	11.7	6.8	9.37	72.4
3	76.74	77.45	75.18	2.30	10.5	16.0	6.2	2.8	6.2	8.17	88.4
4	73.74	75.96	72.17	3.77	13.7	17.8	10.7	17.1	10.6	10.16	89.6
5	73.03	74.07	71.21	2.86	14.3	19.1	11.1	8.0	10.7	10.58	4.3
6	72.54	73.83	71.37	2.46	14.2	21.7	11.0	10.7	10.0	7.74	1.8
7	72.84	73.86	72.01	1.85	14.8	21.2	10.5	10.7	9.6	8.90	1.2
8	74.75	76.06	73.25	2.83	13.6	21.8	10.0	11.8	7.1	8.82	1.4
9	74.18	76.08	72.27	3.81	16.4	28.8	9.3	14.5	5.8	8.74	1.7
10	73.41	74.74	71.96	2.82	16.0	23.7	12.0	11.7	11.5	7.65	1.5
11	73.92	75.20	72.30	2.90	16.7	22.0	11.4	10.6	10.7	8.71	61.8
12	74.41	75.45	73.56	1.89	17.0	23.6	11.0	12.6	9.5	8.18	59.1
13	74.76	76.71	73.23	3.48	17.2	25.0	10.8	14.2	10.3	8.55	61.9
14	73.82	75.60	71.90	3.70	16.6	23.9	11.0	12.3	9.8	8.34	62.9
15	75.41	77.44	74.10	3.34	15.6	21.4	10.2	11.2	9.2	7.53	73.1
16	74.35	78.84	76.17	2.67	12.1	10.5	9.8	6.7	9.2	12.03	94.7
17	76.18	77.80	74.30	3.50	15.7	23.6	10.7	12.7	10.0	12.03	76.1
18	74.48	75.99	72.78	3.15	17.0	22.5	10.7	11.8	10.0	9.37	66.5
19	73.67	75.24	71.56	3.74	16.1	23.7	8.5	15.2	7.5	8.66	67.5
20	73.84	74.39	71.45	2.94	18.7	25.3	13.5	13.0	11.5	10.12	61.4
21	73.77	75.71	72.27	3.44	18.6	27.6	13.0	13.0	10.5	7.16	61.0
22	74.72	76.02	73.17	2.83	18.0	25.0	11.9	13.1	11.4	9.32	61.7
23	73.08	75.10	71.84	4.06	17.7	24.0	12.0	12.0	11.8	10.22	67.7
24	72.26	73.40	70.61	2.79	18.8	25.6	13.2	12.4	12.8	10.48	67.4
25	72.40	73.32	71.08	2.24	18.5	24.6	14.2	10.4	10.3	11.82	74.7
26	72.77	73.53	71.74	1.79	11.1	16.1	9.2	6.9	9.1	9.82	93.5
27	73.52	74.88	72.42	2.46	8.3	9.7	6.8	2.9	6.6	8.21	99.8
28	73.71	74.81	72.50	2.31	10.0	15.2	6.3	7.0	6.0	9.17	94.3
29	74.51	75.43	73.65	1.80	15.3	21.0	10.6	10.7	9.3	11.07	85.5
30	74.88	76.31	73.60	2.71	16.8	24.0	11.8	12.5	10.1	11.67	82.7
31	76.17	77.43	74.88	2.37	15.7	22.4	10.3	10.1	8.6	10.77	68.2
總計 Total	74.15	75.76	72.76	3.00	15.4	22.2	10.9	11.5	10.1	9.56	75.3

逐日氣象平均要素表

in the Month of May, 1941.

日期 Date	日照 Sunshine		大氣壓力 Air Pressure			風 Wind		降水量 Precipitation		濕度 Humidity		雜項 Miscellaneous	
	時數 Hours	百分 %	球 Bar	球 Bar	表 Gauge	平均 Mean	方向 Dir.	量 mm	時數 Hours	及 及	百分 %		
°C.	°C.	A.	°C.	°C.	°C.	ms	Dir.	mm	mm	h.	0-9	max.	Information
20.9	5.5	9.2	1055	1047	10.8	8.7	SW				6.4	6.4	△三
18.1	9.1	1.1	1075	1050	12.5	4.0	ESE	11.0	1.0		5.2	1.0	● 晴 三 三
18.0	10.0	0.0				2.7	ESE	1.3	0.0		0.4	1.0	● 晴
14.0	9.6	0.0				3.7	SSW	1.1	1.4		6.0	1.2	● 晴
15.2	9.1	5.1	1072	1072	12.0	5.2	SW	5.9	2.0		7.1	1.2	● 晴
17.5	9.3	3.6	1060	1072	12.0	10.2	SW				0.2	2.9	三
12.2	7.1	9.9	1060	1073	13.7	11.0	SW				0.0	1.3	△ 7
19.3	9.1	7.6	1070	1070	9.2	6.1	SW	4.5	1.7		7.1	2.5	● 晴
21.7	3.0	11.0	1085	1082	10.9	1.0	SW				9.0	4.1	● 晴
19.4	0.2	9.7	1077	1079	10.0	9.7	SSW				0.7	3.7	△ 八
10.5	5.7	11.0	1051	1070	12.7	4.0	SW				0.5	5.3	△
21.2	2.6	11.3	1063	1051	11.2	0.0	SW				0.4	6.3	△
22.6	4.9	11.7	1073	1060	11.5	5.2	SW				0.0	5.6	△
20.0	6.0	0.3	1075	1060	10.7	7.0	SW				7.6	5.2	△
20.7	5.2	10.0	1076	1061	11.5	6.5	E				7.0	3.5	△ 4
18.3	9.3	1.9	1078	1061	9.7	5.6	ESE	3.0	10.5		4.2	0.5	● 晴 三 4
18.5	7.6	3.6	1073	1060	9.9	0.5	SSW	1			0.1	0.2	● 晴
10.0	5.6	11.2	1072	1060	10.0	6.7	SSW				7.9	4.0	T
20.0	5.0	9.0	1072	1060	10.9	3.1	SSW	0.5	0.9		0.9	4.0	● 晴
24.0	2.6	11.4	1070	1060	11.0	4.3	SSW	0.1	0.1		0.0	0.0	● 晴
23.7	6.6	0.0	1065	1061	10.0	3.4	S	0.3	0.6		7.4	1.4	● 晴 7 8
26.0	5.7	10.9	1060	1065	11.5	6.4	SE				0.7	5.3	● 晴
22.0	0.1	10.0	1063	1060	12.3	6.0	SSW				9.0	4.4	● 晴
23.0	2.3	11.4	1078	1063	11.5	0.0	SSW				0.9	5.0	△ 4
22.9	0.7	7.0	1074	1070	11.0	6.1	ENE				0.9	3.7	△ 4
18.7	10.0	0.0				10.7	NE	3.0	21.2		0.0	0.7	● 三
7.2	10.0	0.0				0.7	NNE	3.4	24.0		0.0	0.1	● 三
25.4	10.0	0.6	1061	1060	10.1	5.5	SSW	1.0	4.5		5.1	0.7	● 三
20.0	0.9	1.5	1072	1071	11.1	1.7	S				7.9	1.3	● 三
27.6	0.9	0.4	1080	1060	12.0	3.7	SSW				0.0	2.7	△ 4
21.1	5.4	0.6	1082	1070	10.0	0.2	ESE	1			7.0	5.0	△ 4
19.0	7.2	21.0	1030	1053	12.5	6.4	SSW	13.9	6.3		7.3	10.5	

中華民國三十年六月

Monthly Values of Meteorological Elements

日期 Date	氣 壓 PRESSURE				氣 溫 TEMPERATURE				單 濕 Wet Bulb	濕 度 HUMIDITY	
	平均 Mean	最高 Max	最低 Min	較差 Range	平均 Mean	最高 Max	最低 Min	較差 Range	Temp	絕對 Absolute	相對 Relative
	mm	mm	mm	mm	°C	°C	°C	°C	°C	mm	%
1	73.72	76.76	73.47	2.47	17.1	23.7	13.0	10.7	7.9	12.2	67.6
2	74.93	76.01	73.60	2.41	16.8	23.0	12.5	10.5	12.0	7.9	74.0
3	73.97	75.53	71.73	2.62	17.7	23.2	12.6	10.6	13.4	11.0	75.2
4	74.73	75.76	73.58	2.08	17.3	23.2	12.6	6.4	10.8	6.4	81.8
5	74.17	75.47	73.04	2.43	14.5	17.0	11.1	7.9	7.8	7.9	80.1
6	72.90	73.07	71.20	1.87	9.7	13.8	7.7	5.7	7.5	9.4	74.0
7	72.27	73.50	71.43	2.07	13.2	18.3	7.5	10.8	7.2	7.5	81.9
8	73.12	74.17	72.23	1.96	14.8	20.7	10.4	10.3	10.2	7.8	77.1
9	74.13	75.12	72.10	2.02	16.7	22.0	10.5	11.5	10.3	10.3	73.4
10	74.34	75.13	73.67	1.51	15.4	22.0	13.4	8.6	13.2	11.7	74.8
11	73.77	74.98	72.70	2.28	14.1	16.9	12.3	4.0	12.0	11.7	77.8
12	72.36	73.68	70.74	2.94	16.4	22.0	13.2	8.8	12.6	12.4	87.2
13	72.30	73.28	71.50	1.78	15.7	16.8	9.5	13	8.9	13.1	86.2
14	72.56	73.12	71.53	1.59	15.4	19.4	12.5	7.0	11.5	11.0	89.1
15	72.58	73.37	70.82	2.57	17.7	22.6	13.0	9.6	12.7	12.6	83.1
16	72.56	73.54	71.35	2.21	18.7	23.5	12.4	9.1	13.2	12.2	76.4
17	71.69	72.17	70.56	1.61	18.1	23.5	14.4	9.1	12.0	11.5	74.5
18	71.87	72.58	70.74	1.84	16.4	19.5	11.4	4.6	13.9	13.2	71.3
19	72.35	73.72	71.05	2.67	16.9	21.3	14.0	6.7	14.7	13.5	81.4
20	73.33	73.12	72.10	1.02	16.3	21.2	13.9	7.3	13.6	12.1	72.1
21	73.45	74.27	72.07	2.20	17.1	21.1	14.2	6.7	12.2	13.0	87.5
22	73.61	74.29	72.33	1.96	18.0	22.5	15.2	7.3	14.5	13.4	87.0
23	73.68	74.60	72.62	1.98	17.6	22.4	14.4	8.0	14.8	13.5	70.2
24	73.22	74.30	71.64	2.66	17.6	22.5	15.2	7.3	13.9	15.7	71.5
25	73.51	74.40	72.82	1.58	14.5	16.7	13.6	3.1	13.1	12.3	73.8
26	73.17	74.12	72.21	1.91	13.1	15.3	10.3	5.0	10.2	10.2	75.7
27	72.36	73.18	71.80	1.38	14.8	18.6	11.2	7.5	11.2	11.3	87.8
28	73.08	73.77	72.40	1.37	13.7	15.0	13.2	1.8	12.4	11.0	82.5
29	73.76	74.57	72.84	1.73	16.0	20.8	12.0	8.0	12.0	12.3	70.1
30	73.27	73.94	71.75	2.19	20.7	23.6	12.0	9.6	11.8	11.5	82.5
合計 Total	73.27	74.21	72.11	2.10	15.8	20.3	12.4	7.9	11.4	11.4	85.2

逐日氣象平均要素表

in the Month of June, 1951.

日期 Date	時數 Hours	最高 最高氣溫 Max. Temp. °C	最低 最低氣溫 Min. Temp. °C	濕度 Humidity			風向 Wind Dir.	風速 Wind Spd. m.p.h.	陣風 Gust m.p.h.	雲量 Cloud %	日照 Sunshine Hrs.	視程 Vis. mi.	雜項 Miscellaneous Information
				絕對 Absolute °C	相對 Relative %	露點 Dew Pt. °C							
23.4	2.5	8.3	4.7	40.1	9.1	2.1	S			9.0	3.2	Δ	
24.0	7.7	3.7	3.2	40.0	10.2	3.7	S	0.7	0.7	8.9	3.0	● T	
21.3	7.1	8.0	5.0	37.5	11.1	2.6	S	1.7	1.6	8.8	2.7	● Δ	
16.1	9.5	3.3	34.5	24.2	10.4	1.0	ENE	13.7	6.9	5.2	1.3	● 三 W	
18.0	18.0	1.2	4.2	32.6	9.2	6.4	NE	T		8.1	2.6	●	
17.0	12.0	0.0				6.8	ENE	15.5	17.9	3.0	0.3	● 三	
18.5	9.5	2.0	4.0	31.0	9.8	5.4	ENE			7.9	1.2	●	
10.7	7.0	2.0	4.6	36.2	10.1	4.0	ENE			8.0	2.5	●	
22.6	7.0	6.1	4.8	38.3	10.2	5.3	SE			8.0	2.7	● Δ	
18.6	12.0	1.5	4.6	32.0	9.6	6.4	NE	0.5	0.6	7.4	1.3	● 三	
16.2	10.0	0.0				6.2	E	6.9	12.1	4.0	0.3	● 三	
17.9	7.7	6.1	4.2	30.5	9.7	6.1	SSW	4.4	3.2	6.6	1.4	● 三 T Δ	
10.2	10.0	0.0				5.0	NE	17.7	9.9	4.6	1.4	● 三	
17.4	9.0	2.1	4.2	32.1	10.1	6.0	SSW	1.0	1.7	8.0	1.3	●	
20.1	7.1	1.9	4.2	35.1	11.1	9.0	SSW			8.1	2.7	● Δ	
21.0	5.4	9.9	4.0	36.6	11.2	8.5	SSW			9.0	1.1	● Δ	
20.2	8.9	4.5	4.2	36.1	11.1	8.4	SW			9.0	1.4	● Δ	
18.4	9.9	0.5	4.6	32.1	9.5	5.5	SSW	22.8	9.0	7.4	0.5	● T Δ Δ 三	
21.3	8.3	5.5	4.2	36.1	11.1	4.5	ENE	3.3	1.0	6.7	0.9	● 三 Δ	
17.7	9.7	1.5	4.5	33.6	9.9	0.0	ENE	0.5	0.8	8.6	1.0	●	
21.3	8.1	3.5	4.7	34.7	10.0	4.1	ENE	9.3	2.0	7.5	1.4	● 三	
23.0	7.3	0.6	4.7	34.7	11.0	4.5	SE	1.0	1.1	7.5	1.7	● 三 ● T Δ	
22.0	7.6	1.7	4.0	32.6	10.2	2.0	SE	11.9	3.5	6.7	1.0	● 三 T Δ	
21.1	7.9	4.2	4.0	37.3	10.7	4.0	SSW	5.7	2.7	8.8	1.2	● Δ	
16.7	10.0	0.0				4.4	ENE	0.9	5.0	2.4	0.3	● 三	
16.6	9.6	0.0				5.3	ENE	8.7	8.6	5.4	0.3	● 三	
19.5	10.0	0.0				4.4	ENE	10.3	4.9	6.5	1.1	● 三	
16.5	10.0	0.0				5.9	ENE	3.6	2.3	6.7	0.6	● 三	
22.1	9.9	2.5	4.5	32.7	10.8	1.2	NE	6.0	7.8	4.7	1.2	● 三	
23.8	0.6	12.1	4.5	36.4	11.1	3.7	ENE			8.9	3.7	●	
19.5	9.0	10.3	10.4	30.5	23.7	5.2	ENE	15.0	103.0	7.1	51.5		

中華民國三十年六月

Daily Values of Meteorological Elements

日期 date	氣 壓 Pressure				溫 度 Temperature				年濕 Humidity	相對 濕度 Rel. Hum.	雨量 mm	雲量 %
	平均 Mean	最高 Max.	最低 Min.	較差 Range	平均 Mean	最高 Max.	最低 Min.	較差 Range				
	mm of mercury	mm of mercury	mm of mercury	mm of mercury	°C.	°C.	°C.	°C.				
1	72.12	73.10	70.76	2.42	19.0	26.2	15.0	12.4	11.0	12.00	72.0	
2	72.34	73.70	71.10	2.64	18.9	25.0	14.9	10.6	11.7	12.51	70.0	
3	72.30	73.80	71.50	2.26	17.5	25.5	17.3	10.3	11.8	12.73	75.0	
4	72.57	73.76	71.39	2.37	19.9	26.0	15.2	11.3	14.6	12.35	71.0	
5	72.53	73.12	71.71	1.41	20.0	26.2	15.0	11.2	12.6	12.41	70.9	
6	72.01	73.53	70.52	3.01	19.2	24.2	14.2	10.0	12.9	13.13	80.0	
7	69.91	71.03	68.53	2.49	19.1	25.3	16.4	8.4	13.2	15.73	85.0	
8	67.00	67.00	68.02	1.02	18.1	24.6	16.5	8.4	13.2	13.46	88.0	
9	70.62	72.90	69.24	3.66	16.5	17.4	15.0	4.4	12.1	13.62	76.0	
10	73.19	73.97	72.37	1.60	17.4	23.5	14.2	9.3	13.1	13.10	89.0	
11	72.05	73.66	71.72	1.94	17.6	23.6	14.5	9.1	12.0	13.35	89.0	
12	71.17	72.30	69.95	2.43	17.5	22.1	14.0	7.7	14.0	12.03	87.0	
13	70.61	71.13	69.73	1.22	17.0	20.0	15.0	5.0	14.2	12.62	87.0	
14	70.20	71.21	68.71	2.50	16.0	19.7	14.5	5.0	13.8	13.22	97.0	
15	70.00	71.62	69.27	2.35	15.5	18.3	13.3	2.8	13.3	12.40	95.0	
16	71.30	72.12	70.03	1.29	14.0	17.6	13.0	4.6	12.8	12.30	92.0	
17	71.85	73.00	71.10	1.94	16.0	20.0	13.0	7.0	13.2	12.67	93.0	
18	72.85	73.86	71.70	1.76	17.0	22.5	14.5	7.8	12.9	12.53	91.0	
19	72.86	73.87	71.25	2.55	17.6	22.5	14.0	8.1	12.5	13.41	90.0	
20	72.55	73.46	71.22	2.24	18.3	23.5	15.0	8.1	12.6	13.00	89.0	
21	72.70	73.83	71.63	2.20	17.8	23.2	15.5	7.7	13.1	13.61	90.0	
22	72.87	73.70	71.27	2.43	18.2	22.5	15.7	7.0	13.0	14.20	91.0	
23	72.87	74.03	71.73	2.30	18.0	23.8	15.0	8.8	12.6	13.00	87.0	
24	72.61	73.81	71.81	2.00	17.5	21.7	15.3	6.6	13.7	13.90	92.0	
25	72.27	72.27	71.07	1.20	15.0	17.5	13.5	6.0	13.7	13.70	96.0	
26	72.32	73.15	71.70	1.41	13.0	15.2	11.8	3.4	11.2	10.88	92.0	
27	72.72	73.78	72.31	1.67	15.0	17.8	11.8	8.0	10.5	10.78	83.0	
28	73.00	74.47	72.65	2.03	16.7	21.6	12.8	8.6	10.8	12.51	80.0	
29	74.10	74.82	73.01	1.78	18.8	23.2	14.3	8.9	14.8	12.32	74.0	
30	74.26	75.04	73.12	1.92	18.0	24.3	15.2	9.1	11.8	12.86	80.0	
31	74.57	75.27	73.54	1.73	17.0	22.0	15.0	7.0	12.0	12.47	87.0	
7月1日	72.22	73.22	71.10	2.08	17.5	22.0	14.0	8.0	12.7	12.70	87.0	

逐日氣象平均要素表

in the Month of July, 1941.

日期 Date	雨量 mm	濕度 %	太陽輻射力 Solar Radiation			風向 Dir.	風速 km/h	雲量 %	日照時數 h	視程 km	雜項 Miscellaneous
			直接 Direct	散射 Diffuse	總量 Total						
時分 Hour	時分 Hour	時分 Hour	°C	°C	°C	°C	°C	°C	°C	°C	Information
24.8	5.0	10.7	11.9	51.7	10.2	3.2	S	1.0	1.0	0.7	● 甲
24.9	3.7	11.5	11.1	12.5	11.2	0.7	SSW			0.8	● 乙
25.4	2.9	12.0	12.8	36.1	11.4	2.6	SSW			0.6	● 丙
26.2	4.2	10.4	11.0	38.1	11.7	1.0	N			0.8	● 丁
26.9	7.0	7.1	11.6	35.7	11.2	1.0	SSW			0.7	● 戊
23.4	6.7	8.0	11.5	34.7	11.6	5.1	WNW	0.5	3.3	0.5	● 甲
23.4	10.0	5.2	11.7	30.0	9.2	6.0	SSW			1.0	● 乙
22.1	9.7	7.7	11.0	32.0	9.0	7.6	SW	7.0	2.2	0.7	● 丙
19.1	9.9	0.0				3.5	S	26.0	1.4	1.6	● 甲
22.3	7.1	5.7	11.0	33.0	11.0	6.3	SSW	1.6	5.5	0.9	● 乙
20.8	7.8	6.0	11.5	35.0	12.5	7.0	SSW	0.1	6.1	0.4	● 丙
20.2	10.0	5.2	11.2	33.0	12.8	11.1	SSW			0.7	● 甲
18.8	10.0	0.5	11.0	31.5	9.5	10.5	SSW	T		0.7	● 乙
17.7	10.0	1.2				7.3	SSW	31.9	7.7	3.7	● 甲
17.7	10.0	0.0				8.3	SSW	15.7	8.0	2.0	● 乙
18.4	10.0	0.0				0.9	ENE	29.8	13.9	3.7	● 丙
20.6	7.1	0.8	11.5	31.7	9.8	3.0	ENE	7.7	7.7	5.6	● 甲
23.6	8.1	6.9	11.3	33.5	12.4	2.4	ENE			3.0	● 乙
21.1	7.3	7.3	11.5	33.5	12.0	4.7	SSE			0.7	● 丙
21.1	7.2	4.2	11.5	33.5	10.2	4.5	S	0.4	0.3	0.5	● 甲
21.7	8.0	1.6	11.5	32.0	10.0	4.6	SSW	1.5	1.0	0.7	● 乙
21.0	8.6	5.2	11.5	33.5	11.0	3.0	SSW	7.8	2.5	0.5	● 丙
20.7	7.4	6.6	11.0	32.5	11.5	2.5	ENE	0.2	0.7	7.5	● 甲
21.7	10.0	1.1	11.2	32.6	9.6	0.3	C	32.5	3.0	5.0	● 乙
20.0	10.0	0.7				1.2	SSW	22.9	7.3	5.7	● 丙
16.4	10.0	0.0				4.5	NNE	21.8	11.3	2.4	● 甲
21.6	8.3	9.0	11.7	36.9	11.8	6.3	ENE			9.7	● 乙
23.7	5.2	10.1	11.1	34.6	10.8	3.3	ENE			0.6	● 丙
20.1	6.1	7.6	11.5	36.8	10.7	1.4	ENE			0.8	● 甲
21.3	6.7	11.4	11.0	34.5	10.5	2.5	E			0.1	● 乙
21.2	9.7	7.6	11.2	36.8	10.7	1.7	S	3.2	1.3	0.3	● 丙
22.7	8.2	16.7	11.2	36.8	10.7	1.3	SSW	22.0	0.7	7.8	● 甲

中華民國三十年八月

Daily Values of Meteorological Elements

日期 Date	氣 壓 Pressure				氣 溫 Temperature				單濕 Temp	濕 度 Humidity	
	平均 Mean	最高 Max.	最低 Min.	較差 Range	平均 Mean	最高 Max.	最低 Min.	較差 Range		絕對 Absolute	相對 Relative
	mm.	mm.	mm.	mm.	°C.	°C.	°C.	°C.	°C.	mm.	%
1	72.07	73.21	72.65	2.36	15.6	17.2	13.2	4.0	12.8	12.97	98.0
2	72.67	73.67	71.37	2.22	15.0	18.1	12.9	5.2	11.0	12.37	97.0
3	73.05	73.89	72.19	1.70	15.1	20.2	12.9	7.3	11.8	12.22	95.0
4	73.33	73.88	72.57	1.31	15.0	18.9	13.2	5.7	10.9	12.23	95.0
5	72.36	73.60	71.07	2.57	14.1	16.8	12.3	4.5	11.5	11.80	97.0
6	71.86	72.95	70.68	2.27	15.8	20.5	12.0	8.5	11.2	11.89	89.0
7	72.83	73.77	71.77	2.22	17.2	21.6	13.2	8.4	12.6	12.60	95.0
8	73.08	73.93	71.70	2.19	18.2	22.5	12.2	10.3	11.4	13.06	86.0
9	73.48	73.76	71.91	1.85	18.3	24.3	15.0	9.3	11.4	13.50	80.0
10	73.24	74.24	71.73	2.51	18.4	23.6	13.5	10.1	11.7	12.12	97.0
11	72.99	73.73	71.66	2.07	17.6	23.8	12.9	9.5	10.3	12.32	83.0
12	73.89	74.73	73.06	1.60	17.4	21.7	13.7	8.0	11.5	12.05	94.0
13	73.61	74.53	72.07	2.47	17.6	23.7	13.2	10.5	10.2	12.98	73.0
14	72.15	73.00	70.62	3.18	18.4	24.5	13.6	10.9	10.8	11.62	94.0
15	71.37	72.62	70.26	2.36	18.8	25.9	13.9	12.2	11.2	12.41	97.0
16	72.36	73.46	71.65	1.83	19.0	23.8	12.9	8.9	11.1	12.83	99.0
17	73.38	74.40	72.07	1.73	19.3	25.1	15.3	7.8	12.9	13.14	97.0
18	73.83	74.75	72.57	2.18	17.8	22.3	14.0	7.8	13.1	13.30	88.0
19	73.13	74.42	71.72	2.50	16.7	20.5	14.5	6.0	13.6	13.34	94.0
20	71.89	72.93	71.28	1.65	17.1	23.2	14.0	9.0	12.2	13.42	92.0
21	72.67	73.56	71.46	2.10	18.0	19.1	13.0	5.1	12.2	12.24	96.0
22	72.73	73.35	71.20	2.15	16.3	20.0	14.0	6.0	13.9	13.21	95.0
23	72.03	73.36	71.16	2.20	16.7	21.8	14.6	7.2	12.0	13.50	95.0
24	72.27	72.88	71.12	1.76	17.0	22.1	14.8	7.3	13.5	13.71	97.0
25	72.67	73.40	71.46	1.94	18.3	23.5	16.2	7.3	15.3	14.57	92.0
26	72.86	73.70	71.85	1.85	16.9	19.1	13.8	5.3	13.6	13.64	94.0
27	72.88	73.68	71.75	1.93	17.4	21.6	15.0	6.6	12.3	13.83	95.0
28	73.08	73.56	72.61	0.95	15.2	18.8	13.1	5.7	14.0	12.79	97.0
29	74.17	75.18	73.26	1.94	14.3	17.2	12.0	5.2	11.0	11.02	90.0
30	75.10	76.10	74.10	2.00	14.0	22.3	11.3	11.1	10.0	10.77	93.0
31	75.71	76.73	74.77	1.96	12.9	19.1	11.7	7.4	10.0	10.71	85.0
FORM	73.95	73.79	71.91	2.08	16.8	21.4	13.7	7.7	12.0	12.58	88.0

逐日氣象平均要素表

in the Month of August, 1941.

日次 Date	時刻 Time	太陽輻射力 Solar Radiation				風 Wind		降水 Precipitation		視度 Vis.	雲量 amt. of cloud	雜項 Miscellaneous
		直接 Direct	散射 Diffuse	總量 Total	差 Range	種類 Dir.	速度 Sp. %	量 Amt.	深度 Dur.			
°C	h-m	h.	h.	°C	°C	%	Sp. %	mm.	h.	0.7	mm.	Informations
18.2	10.0	0.0				1.5 S		0.7	3.2	5	0.3	☉☉
17.5	10.0	0.5				1.1 SSW		12.7	0.2	7.6	0.3	☉☉
17.5	9.9	2.0	43.1	34.6	8.5	2.0 S		30.0	0.3	7.1	0.3	☉☉☉
20.1	9.9	1.9	44.4	35.2	9.2	0.6 SSE		7.0	3.7	6.1	0.4	☉☉☉
18.2	9.9	0.2				6.1 NE		1.1	7.0	0.2	0.2	☉☉☉
22.5	9.3	5.2	45.5	34.7	10.2	5.1 NE		0.4	2.0	8.9	1.1	☉☉☉☉
24.1	7.1	7.6	46.0	35.7	10.3	3.0 NE		0.6	0.3	8.1	1.7	☉☉☉☉
24.5	7.1	6.1	48.4	37.0	11.4	3.5 NE		0.3	0.3	8.1	1.9	☉☉☉☉
17.5	7.1	0.2	51.7	37.0	11.7	0.1 ESE				7.9	2.1	☉☉☉☉
24.7	7.0	11.0	50.0	38.5	11.3	6.1 NE		0.3	0.2	7.5	2.5	☉☉☉☉
21.5	7.2	9.5	46.5	35.8	10.7	1.1 SE		6.6	0.7	8.5	2.0	☉☉☉☉
23.2	2.5	11.3	41.3	34.1	11.2	0.5 SE		10.3	3.4	8.8	3.0	☉☉☉☉
23.1	0.5	11.2	47.5	36.4	11.1	1.7 SW				7.0	2.9	☉☉☉☉
24.1	2.6	11.6	47.2	38.0	11.2	6.4 SW				7.0	3.1	☉☉☉☉
24.9	6.4	11.4	48.0	38.0	11.0	5.1 S				7.0	1.8	☉☉☉☉
25.0	9.6	7.0	53.5	42.4	11.1	1.8 SSW				8.2	2.8	☉☉☉☉
25.7	9.9	10.9	49.3	47.6	11.9	3.6 S				7.0	2.9	☉☉☉☉
22.6	9.1	3.1	47.5	37.8	9.7	0.6 S	9.5	1.2	6.6	1.0	0.0	☉☉☉☉☉☉
22.4	10.0	3.4	47.8	37.7	10.1	3.7 NWS	17.7	6.8	6.5	0.7	0.0	☉☉☉☉
22.1	9.6	2.1	37.5	30.3	7.2	3.3 N	4.2	1.7	7.4	0.9	0.0	☉☉☉☉
18.3	10.0	0.0				7.3 NE	3.4	4.5	6.4	0.4	0.0	☉☉☉☉
21.3	9.0	5.0	48.1	38.5	9.6	0.3 ENE	1.9	2.4	6.0	0.6	0.0	☉☉☉☉
22.8	8.9	4.9	47.6	37.0	10.5	4.7 SSW	17.5	8.0	6.2	0.8	0.0	☉☉☉☉
22.5	9.0	4.6	50.3	40.0	10.3	4.8 SSW	1.0	3.3	7.8	0.9	0.0	☉☉☉☉
22.9	9.9	0.4	51.4	40.7	10.7	4.4 SSW	22.0	1.1	7.5	0.9	0.0	☉☉☉☉☉☉
20.3	10.0	9.8				1.1 SSW	6.3	0.9	6.5	0.6	0.0	☉☉☉☉☉☉
20.9	9.6	3.4	49.5	39.7	9.8	5.1 SSW	1.4	1.0	6.5	0.5	0.0	☉☉☉☉☉☉
19.7	10.0	0.3	42.8	33.8	9.0	6.3 NNE	13.0	6.2	3.6	0.4	0.0	☉☉☉☉
17.5	10.0	0.0				5.7 NE			8.7	0.5	0.0	☉☉☉☉
22.0	7.4	9.2	49.3	38.0	11.3	4.7 NNE			8.9	2.7	0.0	☉☉☉☉
22.7	9.6	3.3	43.8	35.8	10.0	3.5 NNE			7.2	1.2	0.0	☉☉☉☉
22.1	0.6	15.4	41.3	42.9	25.0	4.8 SSW	22.6	8.2	7.4	1.4	0.0	☉☉☉☉

中華民國三十年九月

Daily Values of Meteorological Elements

日期 Date	氣 壓 Pressure				氣 溫 Temperature				單 濕 Gross	濕 度 Humidity	
	平均 Mean	最高 Max.	最低 Min.	較差 Range	平均 Mean	最高 Max.	最低 Min.	較差 Range	Temp.	絕對 Absolute	相對 Relative
	mm.	mm.	mm.	mm.	°C.	°C.	°C.	°C.	°C.	mm.	%
1	75.23	76.05	74.36	1.67	15.0	18.2	12.2	6.0	14.4	12.42	84.8
2	73.73	73.37	72.35	1.02	16.6	21.8	13.2	8.6	10.2	12.39	88.0
3	73.10	74.04	71.35	2.65	17.3	23.9	12.9	10.5	12.8	12.65	86.0
4	73.18	74.87	71.97	2.12	17.3	21.7	14.7	7.0	14.2	12.50	85.0
5	73.87	74.76	73.17	1.77	15.1	17.3	13.2	6.1	12.0	12.30	75.0
6	75.15	75.87	74.50	1.37	16.7	21.6	15.2	0.4	12.1	11.76	83.0
7	74.86	76.17	73.40	2.77	17.1	22.7	13.5	8.9	12.5	12.52	87.0
8	74.48	75.17	73.58	1.59	17.9	22.5	14.8	7.8	12.8	12.70	84.0
9	74.81	75.77	73.00	2.17	17.6	23.8	14.8	9.0	12.7	12.57	84.0
10	75.41	76.44	74.64	1.80	16.5	17.7	14.8	5.1	12.7	12.81	92.0
11	75.44	76.01	74.40	1.61	15.2	17.9	12.1	7.0	11.6	12.44	96.0
12	76.10	76.82	75.68	1.14	14.0	12.5	9.6	3.1	9.1	9.69	100.0
13	75.77	76.85	74.32	2.53	9.1	9.7	7.8	2.1	8.5	8.60	92.0
14	75.43	76.63	74.36	2.27	14.3	15.7	2.9	8.6	8.2	8.51	86.0
15	75.45	76.10	75.30	0.72	14.0	14.2	9.1	5.1	8.2	7.27	72.0
16	75.25	76.23	74.55	1.68	11.7	13.7	9.8	4.1	8.5	10.15	97.0
17	74.81	75.82	73.54	2.28	14.1	16.7	11.0	5.7	10.9	11.57	76.0
18	74.38	75.77	73.05	2.72	16.0	21.2	13.2	8.0	11.3	12.11	87.0
19	73.71	74.82	72.15	2.67	16.2	20.8	13.7	7.1	12.0	12.05	88.0
20	76.59	76.23	75.38	0.85	14.7	18.2	14.4	6.9	12.5	11.94	95.0
21	76.32	77.10	75.61	1.49	9.7	11.8	8.6	3.2	8.2	9.05	98.0
22	76.24	77.26	75.23	2.03	10.8	12.5	8.5	4.0	8.2	9.54	98.0
23	76.77	77.67	75.88	1.79	4.3	12.5	7.7	4.0	8.5	8.44	97.0
24	76.77	77.67	76.20	1.47	11.2	15.4	6.7	8.5	5.8	8.18	82.0
25	77.08	77.82	76.15	1.67	9.5	10.8	7.1	3.7	6.7	6.89	99.0
26	77.16	77.75	76.32	1.43	10.8	13.2	8.4	4.8	8.2	9.63	99.0
27	77.18	78.18	75.94	2.24	14.1	17.8	8.6	9.2	5.7	7.77	72.0
28	77.27	78.61	75.71	2.90	12.8	18.0	8.2	10.6	8.7	7.72	72.0
29	77.16	78.43	76.44	1.99	13.0	18.5	7.5	12.5	3.9	7.59	69.0
30	77.22	78.22	76.13	2.09	13.0	20.1	7.6	12.5	5.9	8.17	73.0
合計 Total	75.47	76.47	74.44	2.03	13.7	17.7	10.7	7.0	9.7	10.53	87.0

逐日氣象平均要素表

in the Month of September, 1941.

地氣 Temp at the surf.	雨量 Amount of Rain	濕度 Humidity	太陽高度 Solar Radiation			風 Wind		視程 Visibility		雲量 Amount of Clouds	雜項 Miscellaneous	
			直接 Direct	全球 Global	較差 Range	速度 Vel.	方向 Dir.	距離 Dist.	度 Deg.			
°	mm	%	Cal.	Cal.	°C.	Secs	km/h	mi/h	k.	0-3 mi.	Remarks	
20.6	9.7	1.0	908	318	9.0	2.8	SW	3.7	3.3	7.9	0.5	●
20.8	7.8	8.2	462	35.7	10.3	5.5	SSW	0.7	0.8	8.2	1.6	●●
20.9	9.3	2.5	22.1	32.4	7.7	4.3	SSW	0.2	0.1	8.8	1.3	●●●
22.1	7.4	8.2	47.1	34.9	10.6	7.4	E	0.5	0.9	8.5	1.7	●●●
18.0	9.5	1.8	488	31.3	9.5	6.7	NE	8.9	3.1	6.0	0.5	●●●
21.3	9.0	7.9	456	34.7	10.7	6.1	SSW	0.1	0.5	8.6	1.5	●●●
20.3	7.7	9.3	45.9	35.0	10.7	7.0	SSW			7.0	1.8	●●●
21.0	9.7	10.0	46.3	34.7	11.6	6.9	SSW			8.5	1.9	●●
21.4	10.0	7.6	47.0	38.7	10.3	7.0	SSW			8.5	2.7	●●
17.9	10.0	1.2	48.0	37.5	10.3	9.8	SSW	0.6	1.0	8.4	0.8	●
18.6	10.0	1.5	49.2	38.1	10.1	5.1	SSW	20.0	6.0	5.3	0.6	●●●
13.8	10.0	0.0				6.7	ENE	31.3	17.1	0.8	0.2	●●●
11.6	10.0	0.0				7.7	ENE	4.1	14.0	2.3	0.2	●●●
18.5	9.0	0.0				3.6	ENE	8.2	1.0	8.4	1.9	●●
13.6	10.0	0.0				4.7	SSE	4.7	10.0	6.7	0.3	●
14.6	7.6	0.2				3.9	ENE	7.2	8.8	9.7	0.1	●●●
17.8	7.6	1.1	462	35.8	9.4	3.2	SE	1.8	3.6	3.5	0.1	●●
17.2	8.9	4.9	47.1	38.6	10.5	6.1	SSW	0.5	0.3	8.1	1.1	●●●
18.1	9.2	7.3	44.8	33.6	11.2	7.0	SSW			8.2	1.7	●●
17.8	10.0	0.9	44.3	34.7	9.4	5.9	S	12.5	4.7	7.8	0.7	●●●
11.8	10.0	0.0				8.9	ENE	3.7	8.5	3.3	0.1	●●●
13.9	10.0	0.0				4.8	ENE	4.1	8.9	3.6	0.0	●●●
12.6	10.0	0.0				7.1	ENE	27.0	15.1	6.7	0.1	●●
17.7	10.0	0.0				3.6	ENE	0.3	0.9	8.7	1.0	●●
12.4	10.0	0.0				5.1	ENE	20.2	20.0	0.0	0.2	●●●
14.3	10.0	2.8	46.9	36.7	10.2	9.8	ENE	10.7	14.2	9.4	0.0	●●●
18.6	0.7	18.8	46.4	35.8	10.8	5.0	ENE			8.8	2.2	●●
17.7	3.3	11.2	48.1	36.8	11.3	4.1	ENE			9.0	2.2	●●
21.1	8.8	11.0	46.5	35.8	10.8	2.4	ENE			8.7	2.3	●●
12.8	6.4	9.2	45.8	35.6	10.2	3.8	ENE	0.5	2.0	8.5	2.3	●●●
17.1	8.7	11.0	71.83	71.1	20.72	5.6	ENE	16.8	18.78	6.4	31.8	

中華民國三十年十月

Daily Values of Meteorological Elements

日期 Date	氣 溫 TEMPERATURE				氣 濕 TOURNAHMENT				單濕 Temp	濕 度 Humidity	
	平均 Mean	最高 Max.	最低 Min.	差 Range	平均 Mean	最高 Max.	最低 Min.	差 Range		絕對 Abs.	相對 Rel.
	mm.	mm.	mm.	mm.	%	%	%	%		mm.	%
1	10.13	17.77	77.54	1.77	7.7	12.7	7.0	4.9	6.1	5.37	82.0
2	10.74	10.11	17.50	2.53	11.3	17.1	7.2	9.7	4.8	7.71	80.0
3	11.54	10.53	17.77	1.74	11.3	16.5	6.0	9.7	5.1	8.97	83.0
4	11.17	10.22	17.00	2.18	13.2	17.4	4.1	15.3	3.5	5.86	54.0
5	11.60	9.63	17.57	2.04	13.3	21.3	6.7	14.4	5.0	6.37	55.0
6	10.72	17.07	17.62	2.25	15.4	21.2	7.2	14.0	3.2	6.42	57.0
7	11.77	17.14	16.85	2.27	14.1	18.6	7.0	9.6	6.2	7.54	62.0
8	11.67	17.75	16.65	2.30	13.3	17.6	9.3	8.1	7.4	8.52	75.0
9	11.07	17.43	16.57	1.84	12.5	16.2	7.0	6.0	5.6	9.26	84.0
10	10.32	17.10	17.42	2.76	13.1	15.7	11.1	4.8	10.4	10.77	72.0
11	10.73	17.77	16.46	3.31	13.2	18.2	9.8	8.4	7.5	11.12	88.0
12	11.76	17.23	16.70	2.53	9.0	10.7	8.0	2.2	7.4	11.27	97.0
13	11.13	17.93	16.54	1.37	10.0	11.5	8.8	2.7	11.5	7.21	100.0
14	11.87	17.07	17.12	1.97	9.7	10.5	8.7	1.0	8.6	9.02	100.0
15	11.06	17.06	17.74	2.12	8.6	9.8	7.7	2.1	7.5	8.37	100.0
16	11.07	17.41	16.85	2.56	9.7	11.7	7.3	1.6	6.8	9.42	108.0
17	10.05	17.13	16.96	2.17	13.0	15.9	10.3	5.6	9.7	10.72	97.0
18	10.75	10.13	17.37	2.76	14.6	17.4	11.9	7.5	11.3	10.68	97.0
19	10.20	17.50	17.30	2.20	12.8	16.7	10.5	6.4	10.4	10.58	95.0
20	10.30	17.13	17.05	1.20	13.6	17.5	9.5	10.0	9.5	10.52	87.0
21	11.05	10.46	17.02	2.64	15.6	17.7	11.8	8.1	8.0	10.60	85.0
22	11.73	10.76	16.77	3.17	12.3	14.8	10.6	6.2	10.0	10.22	75.0
23	11.70	10.20	16.37	1.83	13.3	18.2	10.2	8.0	9.7	9.86	86.0
24	16.42	17.33	15.27	2.26	13.7	20.1	10.0	10.1	8.8	9.62	82.0
25	17.00	17.22	16.66	2.56	14.7	17.7	10.1	7.8	8.0	8.31	67.0
26	17.64	11.36	17.77	7.57	11.1	16.5	3.5	13.0	9.2	9.23	71.0
27	17.26	10.60	16.71	3.67	5.4	8.6	1.3	7.3	1.2	6.67	77.0
28	16.31	17.41	15.41	1.97	10.2	15.2	6.3	8.9	1.7	7.73	84.0
29	16.87	17.86	15.76	2.10	11.4	13.7	8.5	7.2	6.1	8.37	81.0
30	17.41	17.60	16.17	2.43	10.7	15.8	7.7	7.7	3.7	8.18	86.0
31	17.20	17.55	16.28	2.27	11.5	16.2	8.4	7.8	7.4	8.56	85.0
10月 Total	11.14	17.29	17.04	2.25	12.0	16.2	8.4	7.0	7.1	8.77	84.0

逐日氣象平均素表

in the Month of October, 1951.

Date	Time of day	Temp. of air	Solar Radiation			Wind Dir.	Wind Sp.	Wind Dir.	Wind Sp.	Vis.	Am't of Snow	Miscellaneous
			Direct	Diffuse	Total							
C.	F.	h.	Cal.	Cal.	Cal.	Dir.	Sp.	Dir.	Sp.	inches	Informations	
11.7	10.0	00				4.3	NNE	7		7.8	1.1	
13.1	9.5	3.2	14.2	33.6	10.6	3.1	NNE			7.8	1.5	
13.9	9.5	5				2.0	N			7.0	1.4	
18.0	1.2	11.9	45.6	33.6	12.0	4.1	NNE			8.1	3.1	☉
21.4	0.9	14.9	43.5	44.7	14.8	1.9	N			7.0	2.6	☉
17.9	1.0	11.6	44.0	32.0	12.0	2.5	NNE			8.9	4.4	☉
18.4	6.5	5.6	44.2	52.4	11.0	2.6	NNE			8.7	3.0	☉
17.4	7.3	5.8	40.1	32.3	7.6	3.4	SW			8.1	2.4	☉
14.0	10.0	1.7	41.2	30.6	10.6	3.3	SSE			7.4	1.1	☉
16.3	10.0	0.9				4.6	SSE	0.7	0.7	7.9	1.0	☉ 雲
17.5	9.2	3.0	11.6	30.5	11.1	3.7	SSE			8.3	0.9	☉
10.7	10.0	0.0				7.8	ENE	2.3	13.0	5.0	0.3	☉ 雲
13.4	10.0	0.0				4.3	NE	17.5	21.3	6.0	0.0	☉ 雲
11.6	10.0	2.0				8.9	ENE	35.4	23.1	0.0	0.0	☉ 雲
10.1	10.0	2.0				8.0	ENE	48.8	24.0	0.0	0.0	☉ 雲
11.7	10.0	0.0				4.5	SSW	9.0	13.8	1.4	0.0	☉ 雲
13.2	9.7	2.7	41.2	30.7	10.3	7.6	SSW	1.8	3.8	3.5	0.0	☉ 雲
18.0	1.9	6.0	41.8	30.8	11.1	4.4	SSW	0.3	0.2	6.9	0.7	☉ 雲
14.5	9.3	2.9	41.0	34.2	10.8	8.0	SSW	3.6	1.3	6.5	0.8	☉ 雲
16.7	9.3	8.0	15.0	33.5	11.5	6.2	SSW			6.2	1.6	☉
17.4	8.4	5.7	41.5	30.7	10.8	4.4	SSW	0.3	0.8	8.2	1.2	☉ 雲
14.4	10.0	0.8	40.1	30.0	10.1	6.8	SSW	7.7	5.9	6.0	0.6	☉ 雲
15.7	8.1	7.0	42.0	33.5	10.5	6.6	SSW			7.3	1.4	☉ 雲
18.0	9.2	9.4	42.8	33.5	11.3	5.8	SSW			6.9	2.2	☉ 雲
19.0	1.3	10.7	46.3	35.8	10.5	2.6	SSW			7.0	2.5	☉
15.7	9.5	3.7	40.5	30.2	10.3	7.2	ENE	11.6	4.3	4.5	0.7	☉ 雲
9.7	10.0	0.0				4.0	ENE	1.9	4.3	3.8	0.1	☉ 雲
12.2	7.0	7.5	41.9	30.1	11.8	6.0	SSW			6.8	1.3	☉ 雲
13.3	9.5	7.1	44.7	33.8	10.9	4.5	WSW			8.1	1.7	☉
17.4	8.7	4.8	44.5	32.8	11.7	6.2	WSW			7.9	1.7	☉
18.6	8.7	8.0	41.0	30.7	10.1	7.5	SW			8.2	1.8	☉
15.2	7.9	19.74	94.66	78.54	246.2	5.2	SSW	140.9	118.7	6.4	28.4	

中華民國三十一年十一月

Daily Values of Meteorological Elements

日期 Date	氣壓 Pressure				溫度 Temperature				草濕 Humidity		
	平均 Mean	最高 Max	最低 Min	較差 Range	平均 Mean	最高 Max	最低 Min	較差 Range	Gross Temp	相對 Relative	
	mm	mm	mm	mm	°C	°C	°C	°C	mm	%	
1	77.24	78.32	75.78	2.74	10.5	13.4	7.3	6.1	6.1	0.69	92.6
2	77.23	80.83	74.77	3.04	5.7	12.9	1.1	9.8	1.0	5.71	83.0
3	77.42	80.30	74.76	3.54	7.5	14.0	1.7	12.3	-1.9	5.72	76.0
4	76.71	78.03	75.03	2.20	7.5	12.6	4.5	8.1	2.6	6.39	83.0
5	76.03	76.77	74.96	1.83	8.3	12.3	5.0	6.5	3.5	7.30	90.0
6	76.20	77.73	74.94	2.83	7.3	14.3	5.4	8.9	4.9	7.40	85.0
7	75.62	76.76	74.31	2.45	9.3	14.5	5.6	8.9	5.4	7.18	83.0
8	74.24	75.43	72.95	2.48	10.2	14.8	6.1	0.7	5.5	7.04	85.0
9	74.43	75.56	73.82	1.74	10.4	15.8	6.0	9.0	6.0	7.63	82.0
10	75.80	76.57	75.17	1.50	10.8	15.4	7.8	7.6	6.0	6.94	73.0
11	77.28	78.41	76.26	2.15	6.2	9.0	4.2	5.6	2.7	6.60	83.0
12	78.74	79.62	76.68	1.94	6.4	11.3	2.2	7.3	1.7	5.91	73.0
13	79.12	79.63	76.71	2.92	8.2	14.6	1.5	13.1	-2.9	5.38	67.0
14	76.17	77.54	76.05	2.51	8.0	15.9	3.3	12.6	2.3	5.49	66.0
15	75.31	76.24	74.37	1.89	9.0	15.3	3.0	12.5	2.2	5.67	68.0
16	74.97	76.03	72.86	3.17	7.4	15.1	5.1	10.0	2.6	5.72	69.0
17	73.67	74.68	73.85	1.83	10.2	17.3	4.5	12.8	3.5	4.81	44.0
18	72.54	74.13	70.87	3.26	11.6	19.7	5.9	14.4	4.6	4.02	41.0
19	72.27	73.40	71.03	2.37	13.5	20.2	7.8	18.7	6.1	5.74	49.0
20	73.26	74.53	72.32	2.21	13.4	17.4	10.2	7.2	9.4	6.57	75.0
21	74.57	75.92	73.50	2.38	12.2	15.7	10.3	5.6	7.3	8.97	85.0
22	74.53	75.75	72.74	3.01	12.2	16.0	9.1	7.7	7.5	8.01	77.0
23	75.45	76.53	73.70	2.83	10.3	15.5	7.7	7.8	4.6	6.68	72.0
24	76.86	78.31	75.38	2.93	7.0	12.7	2.9	9.0	1.5	6.74	82.0
25	74.72	76.65	72.74	3.89	7.2	14.0	5.8	9.0	3.3	7.53	80.0
26	73.71	74.83	72.67	2.18	7.7	13.1	6.9	6.2	5.7	6.13	71.0
27	74.81	76.93	73.75	2.58	10.8	16.0	7.0	9.0	3.4	7.46	78.0
28	76.51	77.81	75.21	2.60	10.3	16.4	6.8	9.6	4.7	8.13	88.0
29	75.53	76.78	74.33	2.45	9.7	13.3	7.5	5.8	7.3	8.40	92.0
30	75.17	76.03	74.24	1.77	8.1	9.0	6.1	2.9	5.0	8.02	79.0
總計 Total	75.61	76.87	74.93	2.52	9.5	14.6	5.7	8.9	4.2	6.87	78.0

逐日氣象平均要素表

in the Month of November, 1941.

站名 Name Locality	高度 Elev. ft.	日期 Date	太陽方位 Solar Radiation					風 Wind		降水量 Precipitation		能見 度 Vis.		雜項 Miscellaneous Information
			黑球 B.S.	白球 W.S.	板表 Plate	方位 Dir.	速度 Sp. S.	陣風 Gust	量 mm.	時間 H.	距離 mi.	時間 H.		
C.	0-10	H.	%	%	%	°	mph	mph	mm.	H.	0-5	m.m.	Information	
130	10.0	2.0	4.72	36.4	10.0	6.0	WSW	7.4	1.0	5.5	0.5	●	晴	
105	5.4	7.1	5.1	40.7	10.4	6.7	ESE	1.3	1.5	4.0	1.2	●	晴	
127	1.1	9.2	4.72	36.0	11.2	5.3	SSW			0.5	1.8	○	晴	
120	1.0	2.2	4.72	38.5	10.7	5.6	SSW	1.3	2.9	0.1	1.1	○	晴	
118	7.1	3.3	4.72	36.1	11.1	7.1	SSW	0.5	1.8	9.0	0.7	●	晴	
141	4.0	8.0	4.69	35.1	11.4	6.1	SSW			9.0	1.3		晴	
106	3.7	7.2	4.36	31.9	11.7	5.2	SSW			9.0	1.5		晴	
113	7.4	5.1	4.96	33.0	10.6	6.7	SSW			0.4	1.4		晴	
121	7.2	0.4	4.36	33.1	12.2	6.8	SSW			0.4	1.6	○	晴	
121	4.5	9.6	4.71	31.0	10.3	7.0	SSW			9.0	2.1	○	晴	
70	9.8	0.0				5.7	ESE	4.3	1.8	4.3	0.5	●	晴	
124	6.2	3.9	4.39	31.9	12.0	6.1	ESE	2.3	1.0	0.1	1.0	○	晴	
135	10.4	0.3	4.36	32.0	13.2	7.7	SSW			9.0	2.2	○	晴	
127	0.0	7.8	4.61	34.5	11.6	6.5	SSW			9.0	2.5	○	晴	
123	0.0	10.6	4.66	33.1	13.5	8.0	SSW			9.0	2.2	○	晴	
112	0.4	10.0	4.31	32.0	11.1	9.7	SSW			9.0	2.8	○	晴	
131	0.0	10.0	4.63	35.1	11.4	13.2	SSW			9.0	5.5	○	晴	
144	1.4	10.0	4.37	32.1	11.6	11.1	SSW			9.0	4.0	○	晴	
141	1.3	10.2	4.36	32.3	11.1	11.6	SSW			9.0	5.6	○	晴	
167	7.5	5.2	4.20	32.1	10.7	11.8	SSW			9.0	2.5	○	晴	
114	7.6	4.2	4.01	30.2	10.4	7.3	SSW	7.0	2.2	0.0	0.0	●	晴	
151	5.4	9.7	4.15	30.8	10.7	8.2	SSW			0.8	2.2	○	晴	
120	8.0	4.5	4.12	31.0	10.2	4.7	SSW	5.0	3.2	0.4	1.5	○	晴	
102	5.1	5.6	4.23	31.0	10.7	4.6	ESE	0.5	1.0	5.8	0.4	●	晴	
123	3.7	7.7	4.15	30.7	10.2	7.5	SSW			7.1	1.2	○	晴	
135	6.7	7.9	4.15	31.2	10.3	7.3	SSW			0.8	1.5		晴	
146	6.2	7.2	4.17	31.6	10.1	8.0	SSW			9.0	2.2		晴	
156	6.4	6.2	4.16	30.9	10.1	7.3	S			0.0	1.6	○	晴	
115	7.8	0.0				9.7	SSW	2.4	1.5	0.5	1.2	○	晴	
70	9.7	0.0				6.4	SSW	0.6	0.8	2.0	0.3	○	晴	
126	5.4	27.9	11.94	49.1	21.5	1.3	SSW	48.7	27.2	8.0	56.6		晴	

中華民國三十年十二月

Daily Values of Meteorological Elements

日期 Date	氣 壓 Pressure				氣 溫 Temperature				草溫 Grass Temp °C.	濕 度 Humidity	
	平均 Mean	最高 Max.	最低 Min.	較差 Range	平均 Mean	最高 Max.	最低 Min.	較差 Range		絕對 Absolute	相對 Relative
	mm.	mm.	mm.	mm.	°C.	°C.	°C.	°C.	mm. Hg.	%	
1	75.36	76.36	74.16	2.20	9.8	14.8	7.4	7.4	7.0	77.1	86.0
2	76.63	76.36	73.32	3.04	10.2	15.2	4.9	10.7	3.6	61.7	67.0
3	73.05	73.73	71.86	2.07	9.0	13.2	4.0	11.2	2.5	51.3	62.0
4	76.01	78.06	73.61	4.45	7.4	14.3	6.7	7.6	0.0	64.7	82.0
5	77.29	78.71	75.63	3.22	5.7	8.0	2.1	3.9	2.0	1.77	98.0
6	75.96	77.32	74.31	2.61	8.1	13.1	5.0	8.1	4.6	71.3	89.0
7	75.31	76.18	74.32	1.60	8.5	13.7	4.5	9.4	4.7	63.4	92.0
8	75.45	76.15	74.18	1.94	9.1	10.9	1.8	8.1	4.4	82.9	95.0
9	75.82	77.30	74.38	2.72	7.6	13.7	7.5	6.4	3.1	80.6	97.0
10	76.27	77.04	75.19	2.81	10.1	15.0	4.1	8.2	4.8	78.7	85.0
11	74.43	76.52	72.63	3.89	7.7	13.8	6.8	8.0	3.1	75.1	84.0
12	74.83	72.49	71.90	2.09	10.1	17.0	6.8	10.2	3.0	64.0	71.0
13	73.97	75.21	72.98	2.26	10.3	13.5	5.9	9.6	5.1	1.55	77.0
14	76.97	78.71	75.25	3.46	8.2	13.2	3.4	11.8	2.0	63.1	80.0
15	75.72	76.91	74.34	2.57	8.7	15.4	4.2	11.2	2.4	65.5	80.0
16	76.40	77.07	74.14	2.93	8.9	13.3	4.7	8.6	3.2	63.3	75.0
17	75.12	76.61	73.74	2.87	9.2	13.7	6.0	7.9	5.5	63.7	75.0
18	74.37	75.55	73.19	2.36	8.3	14.8	3.9	10.9	2.4	62.7	77.0
19	74.47	75.45	73.71	1.74	7.2	11.8	3.6	8.2	3.2	63.2	87.0
20	74.91	76.80	73.89	2.91	7.7	13.5	3.2	9.1	3.7	61.8	86.0
21	76.35	76.62	74.12	2.50	7.4	14.1	3.7	10.2	1.2	63.1	83.0
22	73.89	75.62	72.69	2.93	7.0	12.9	3.5	7.4	1.9	62.7	82.0
23	73.51	74.67	72.80	1.87	7.4	11.6	3.9	7.7	1.6	57.1	70.0
24	72.49	73.62	70.97	2.63	7.7	13.0	4.2	7.6	3.6	57.6	75.0
25	72.46	73.57	71.14	2.43	7.9	12.4	2.0	10.4	1.6	50.5	71.0
26	73.25	74.61	72.03	2.57	5.4	7.9	2.8	5.1	1.7	62.0	72.0
27	74.85	76.14	73.77	2.17	6.0	12.2	3.1	7.1	-0.9	52.7	71.0
28	75.69	77.34	74.63	2.71	6.2	10.5	3.6	6.9	2.6	46.1	72.0
29	75.17	76.3	74.22	2.01	6.7	11.7	4.7	7.0	3.5	59.8	71.0
30	74.58	76.23	72.86	3.37	7.1	12.9	3.0	7.7	2.0	54.0	73.0
31	73.58	74.70	72.38	2.32	5.9	11.3	1.7	7.4	1.8	33.9	75.0
全年 20年	74.75	76.12	73.49	2.63	8.1	13.2	4.5	8.7	3.1	64.8	81.0

逐日氣象平均要素表

in the Month of December, 1941.

日期 Date	時間 Time	方位 Dir.	太陽輻射 Solar Radiation			風 Wind		雲 Clouds		能見度 Vis.	濕度 Hum.	雜項 Miscellaneous	
			總量 Total	直接 Direct	散射 Diffuse	平均 Mean	最大 Max	最低 Min	總量 Total				最高 Max
C.	0-10	h.	C.	C.	C.	%	dir.	amt.	h.	0-10	m.m.	Information	
12.3	8.8	7.1	40.5	30.1	10.4	7.2	SSW			6.4	1.3	☉ ☽	
14.3	0.7	10.2	40.2	30.0	10.2	6.7	SSW			9.0	2.4	☽	
10.7	1.3	10.4	40.3	30.1	10.2	9.3	SSW			9.0	3.6	☽	
11.0	5.6	7.5	40.1	30.0	10.1	4.0	E	0.5	0.3	8.4	1.2	☉ ☽	
8.4	10.0	0.0				1.0	S	6.0	8.2	7.1	0.0	☉ ☽	
9.9	7.5	6.1	38.8	28.8	10.0	7.0	SSW			6.9	0.8	☉ ☽	
10.0	8.2	3.4	38.5	28.3	10.2	5.1	SSW	2.2	0.7	5.7	0.8	☉ ☽	
10.0	9.7	0.7				4.6	SSW	9.7	7.7	2.5	0.4	☉ ☽	
11.6	9.5	3.4	40.0	30.1	9.9	5.0	SSW	5.0	3.4	6.3	0.8	☉ ☽	
11.7	6.9	6.9	40.3	30.0	10.3	4.1	SSW			8.0	1.1	☽	
14.4	5.3	4.4	40.2	30.1	10.1	8.4	SW			8.7	1.8	☽	
13.5	3.8	0.3	40.0	30.1	9.9	10.6	SW			8.0	2.3	☽	
12.7	5.6	10.0	40.2	30.1	10.1	7.7	SW			9.0	3.5	☽	
12.2	4.1	7.0	40.7	30.4	10.3	1.2	C			8.2	1.9	☽	
11.5	0.0	7.6	40.6	30.2	10.4	6.6	SW			8.7	2.0	☽	
12.0	6.5	7.0	40.6	30.4	10.2	6.7	SSW			8.3	1.9	☽	
11.0	5.6	7.1	40.5	30.2	10.3	5.7	SSW			8.3	1.8	☽	
12.0	6.0	6.6	40.1	30.4	10.1	7.0	SSW			8.7	1.5	☽	
12.0	7.8	4.9	40.0	30.1	9.9	7.1	SSW	3.1	1.7	7.5	0.9	☉ ☽	
11.1	5.7	6.3	40.1	30.0	10.1	6.7	SSW			8.1	1.1	☉ ☽	
11.1	5.4	5.2	40.0	30.0	9.2	2.2	SSW			7.0	0.9	☽	
9.1	3.4	2.1	40.7	30.1	10.6	11.1	SSW			8.1	1.2	☽	
10.2	4.5	4.1	40.4	30.2	10.2	3.2	SSW			9.0	1.6	☽	
9.8	4.1	7.8	40.2	30.0	10.2	7.3	SSW			8.5	1.9	☽	
9.0	1.3	7.1	40.3	30.1	10.2	7.0	SSW			9.0	2.8	☽	
6.8	7.7	1.4				4.9	SSW			6.5	1.5	☉ ☽	
7.9	10.0	0.0				4.0	SSW			8.2	1.3	☽	
8.2	8.6	2.4				3.4	SSW	1.6	1.4	7.6	0.5	☉ ☽	
10.5	4.6	3.2	40.1	30.0	10.1	6.6	SSW			7.7	0.9	☽	
9.6	3.2	8.5	40.6	30.3	10.3	8.0	SW			8.4	1.9	☽	
7.7	4.6	5.7	40.1	30.0	10.1	5.7	SSW			8.7	1.5	☽	
10.8	5.9	10.6	40.0	30.0	10.3	6.0	SSW	2.7	2.6	7.1	4.6		

雲南省立 昆明測候所

氣

第 一 卷

象

第 一 卷

年

中 華 民 國 三 十 一 年

題 報

中 華 民 國 三 十 一 年



請 認 交 存 換



444
1027

中 華 民 國 三 十 一 年 第 一 卷 第 一 期 (非 賣 品)

444
1027

雲南

雲南

中華民國三十一年昆明天氣概況

1

中華民國三十一年昆明氣象綱要表

2

中華民國三十一年昆明逐月氣象要素平均表

4

中華民國三十一年昆明逐月雲狀次數表

6

中華民國三十一年昆明最多風向與天候日數表

7

中華民國三十一年昆明逐月逐日氣象要素平均要素表

8-31

張



雲南

中華民國三十一年昆明天氣概況。

一 得

昆明本年天氣欠調，夏雨較遲，秋雨特少，夏初秋末，頗形亢旱，關係農田收成甚大！全年降水量總計僅945.6mm，比較歷年單平均數，約減少五分之一；幸夏中雨量豐沛，得資灌溉。

全年氣溫，除八、四兩月平均稍低，餘月俱高於歷年單平均數；但三月十六日終霜，較往年為遲；十月廿六日初霜，較往年為早；十二月十日，市區積雪，山巔積雪，不若去年之無雪；即春冬氣候，晨夜較寒。

一月氣壓分配著急；二月氣壓極端最低達568.67mm，氣溫平均高15℃（已視高度訂正）waw風大烈，熱帶氣團抗進，雨量減少，僅有歷年同月單平均八分之一；三月地面乾燥異常，濕度極小，高空幸來冷氣流，卷層雲多，致雷雨降雹，甘霖時潤，春耕以蘇；四月氣溫甚大，雨量不豐；五月溫高雨少，僅標準雨量三分之一，下旬尤旱，我坤維報：

六月雨澤特多，月杪尤超常度，約增一倍；七月兩日多雨量少；八月雨亦數於往年；九月較減單平均雨量三倍之昆明各河及昆明水位低落，為數年來所未有！

十月下旬，北方寒潮南下，氣壓極端最高，濕低凝霜；十一月仍溫高雨少；十二月始見降雪，大華山巔，霧結瓊林，籠於去年。

本年為民廿八年日斑巖後之三年，兼任曹研究近週報日斑與昆明氣候之關係，發見昆明少雨之年，在日斑巖多或最少之前後三年，（文見西南邊疆月刊第十二號61）去年雨少，適相符合，拙著結論，又得一證明，可為長期預報天氣計增生產之參考。

中華民國三十一年昆明氣象綱要表 (A)

全年中氣象綱要

極端最高氣壓	582.92 m.m.	十月廿四日十時
極端最低氣壓	566.67 m.m.	二月十四日五時
一日內最大較差	5.28 m.m.	一月九日
極端最高氣溫	28.9 °C	五月三十日
極端最低氣溫	-3.5 °C	十二月十一日
一日內氣溫最大較差	18.2 °C	四月四日
極端最大絕對濕度	14.08 m.m.	八月十二日八時
極端最小絕對濕度	1.30 m.m.	三月二日七時
極端最小相對濕度	15.0 %	三月二日七時
一日最多降水量	72.2 m.m.	六月二十九日
一時最多降水量	32.3 m.m.	六月廿九日二十時
最大風速	20.8 %	二月廿一日十八時
一日內最大蒸發量	16.2 m.m.	二月二十一日
連續最多降水期		六月廿八日至七月六日
最多雷雨期		三月八日至十八日
初霜期		十月廿六日
終霜期		三月十六日

附註：氣壓數者經溫度修正，惟未依高度修正。

中華民國三十一年昆明氣象綱要表 (B)

項目 月 分	各種天氣日數														
	氣 溫							晴	雲	陰	雨	雪	吹雪	雷	電
	最高 ≥30°	平均 ≥30°	最低 ≥30°	最高 25°	平均 25°	最低 25°	最高 20°								
1	2						18	7	1	5					
2	2						21	6	1						
3							13	8	3	7				3	4
4							8	14	4	4					1
5						10	6	14	3	8					
6								3	9	18					3
7						4		1	4	26					
8						1		2	2	5	22				2
9								1	9	10	10				
10						3		6	16	2	7				3
11								5	11	3	11				
12	2							16	9	2	4	1	1		
全年	6					18		96	100	46	123	1	1	3	13

項目 月 分	各種天氣日數														
	濕霧	霧	低霧	霾	霜	露	霧凇	大風	雷聲	閃電	日暈	日華	月暈	月華	虹
1	3		1	1		17	10				2				
2	3		3	5		8	15		4		3				
3	6	1	5	1		2	19		1	4	2	3			
4	7	1	2	4			23		5	1	1	1			
5	2								2	3	2				1
6	3	2							4	2	1		1		1
7	4	2		3					7	4	3				
8	2	1		2					12	1					4
9	3	1		1	1		4		1	1	3		1		
10	4	3				1	13		1	2	2				3
11		3					5	6							
12	1						8								
全年	38	14	11	17	1	41	20	1	2	33	15	18		2	9

中華民國二十一年昆明逐月氣象要素平均表 (A)

項目 月分	氣 壓 (m.m.)										
	平 均 m.m.	最 高 平均 m.m.	最 低 平均 m.m.	極 端 最 高 m.m.	日 期	極 端 最 低 m.m.	日 期	一 最 大 較 差 日 期	日 期	一 最 小 較 差 日 期	日 期
1	574.68	576.10	573.25	578.56	18	569.82	10	5.28	9	1.89	25
2	573.43	574.85	571.83	577.54	26	568.67	14	4.21	27	2.10	16
3	574.15	575.52	572.66	578.40	18	570.40	22	1.61	17	1.44	21
4	574.66	576.15	573.10	580.17	28	570.47	25	4.65	27	1.93	12
5	573.12	574.34	571.63	576.30	13	569.44	17	4.26	6	1.92	16
6	573.37	574.39	572.18	577.16	2	570.02	26	3.25	4	1.40	25
7	572.37	573.31	571.25	576.39	28	569.64	16	3.59	13	1.31	3
8	574.15	575.09	573.69	577.43	28	576.46	9	2.93	27	1.38	28
9	573.52	576.67	574.60	578.09	26	571.94	9	3.98	20	1.39	13
10	576.29	577.64	575.10	582.92	24	572.06	14	4.84	23	1.60	15
11	576.75	578.02	575.67	580.22	1	573.00	18	3.61	18	1.29	9
12	574.86	576.18	573.64	578.92	8	570.82	20	3.20	23	1.72	7
全年	574.46	575.69	573.17	578.34		570.56		3.96		1.61	

項目 月分	氣 溫 (°C)													
	平 均 °C	最 高 平均 °C	最 低 平均 °C	絕 對 最 高 °C	日 期	絕 對 最 低 °C	日 期	一 最 大 較 差 日 期	日 期	一 最 小 較 差 日 期	日 期	平 均	絕 對 最 低	
1	7.4	13.9	2.9	11.0	18.3	10	-0.1	6	14.3	10	5.8	2	1.7	-0.9
2	11.0	17.8	4.6	13.2	22.3	25/26	-0.4	15	16.0	26	9.2	22	3.9	-2.4
3	11.4	17.9	5.9	12.0	24.3	3	1.0	31	16.2	3/29	5.1	18	5.2	0.0
4	13.9	20.3	8.4	11.9	23.9	9	1.4	6	18.2	4	1.9	5	7.4	0.7
5	16.6	23.6	11.6	11.8	28.9	30	5.4	20	15.0	6	6.2	20	10.2	4.5
6	16.4	20.9	13.1	9.8	24.9	5	6.4	9	11.5	14	2.2	21	11.3	3.7
7	17.3	22.8	13.6	9.2	28.3	14	10.2	5	13.6	14	4.2	27	10.3	7.3
8	16.1	22.0	12.5	9.6	27.4	12	9.7	31	13.9	19	4.2	23	8.5	5.6
9	15.4	21.4	11.8	9.7	24.1	12	9.3	19	13.4	30	4.3	29	9.7	7.4
10	14.3	20.6	10.0	10.6	25.3	3	1.3	24	14.7	3	2.4	22	8.6	-0.6
11	10.4	14.9	7.4	6.9	19.9	14	5.4	29	11.1	27	1.0	30	6.7	2.2
12	7.3	12.5	2.7	9.5	17.2	25	-3.5	14	14.5	16	0.5	10	2.4	-4.2
全年	13.1	19.0	8.9	10.3	23.7		3.7		14.3		3.9		7.1	1.9

中華民國三十一年昆明逐月氣象要素平均表(°)

項目 月分	絕對濕度			相對濕度			雲量 0-10	日照時數		八傳熱力		較差最大 日熱力			
	平均 mm	最大 mm	日 期	平均 %	最大 %	日 期		總計 hrs.	最多 日數	日 期	全球最高 °C		白晝最高 °C		
1	5.28	6.93	22	29.5	27	71	29	14	3.2	244.6	16.2	31	43.1	31.9	13.5
2	4.74	7.17	4	27.2	7	54	19	7.8	1.3	272.0	12.8	17	44.3	34.2	12.3
3	5.57	8.22	8	1.90	2	58	15	2	4.5	217.0	10.4	24	48.6	35.9	13.5
4	7.26	11.08	30	4.87	3	64	26	3	4.8	227.7	11.2	22	46.8	34.4	13.8
5	9.44	12.97	30	4.58	31	69	28	31	5.1	198.1	11.9	29	54.1	47.8	14.5
6	11.55	15.96	30	5.86	14	84	42	14	9.1	69.8	6.0	27	52.7	45.1	12.7
7	12.57	19.32	20	9.17	9	83	49	9	8.2	29.8	9.6	23	54.1	46.7	13.4
8	11.97	16.88	12	7.68	8	83	43	12	7.7	124.6	11.5	15	55.5	47.5	12.8
9	11.26	15.81	10	8.11	18	82	58	5	7.5	158.8	10.7	26	55.2	43.4	12.1
10	9.62	12.87	5	5.07	25	72	28	25	5.3	233.9	11.3	6	52.2	40.1	12.6
11	8.18	11.11	14	4.76	30	82	58	23	6.0	156.8	10.4	30	44.2	33.0	12.8
12	5.52	6.81	18	4.02	21	70	43	30	3.8	219.2	10.4	19	44.1	34.8	14.3
全年	8.58	11.08		5.01		72	37		5.5	2149.3	10.4		48.8	38.7	13.7

項目 月分	地內溫度(°C)							降水量			降水時數 日				
	地面溫度 °C	零公分	五公分	十公分	二十五公分	五十公分	七十五公分	一百公分	雨	雪		總計 mm	一日內 最多 mm		
1	10.1	10.3	6.9	7.1	9.4	10.2	11.1	12.0			10.0	5.3	2	8.4	
2	14.6	14.7	9.1	9.0	11.2	11.3	11.6	12.0			2.5	2.5	23	2.8	
3	15.6	15.2	11.3	11.1	13.1	13.0	13.4	13.0			32.2	6.9	2	19.2	
4	18.9	18.7	14.7	14.3	15.3	15.0	14.4	14.0			14.2	5.1	30	15.0	
5	22.1	22.0	17.7	16.8	17.1	16.7	16.1	15.6			43.0	30.0	19	18.7	
6	19.8	19.1	17.8	17.6	18.2	17.9	17.4	16.7			349.3	72.2	29	113.5	
7	20.7	20.6	19.7	19.4	19.4	18.9	18.2	17.3			170.7	20.6	19	109.9	
8	21.4	21.1	18.4	18.6	19.3	18.9	18.6	18.2			188.5	50.4	7	46.0	
9	19.5	19.1	17.3	17.6	18.3	18.3	18.1	18.0			54.2	54.2	8	29.2	
10	18.7	18.0	15.2	15.6	17.3	17.4	17.6	17.6			38.6	35.6	13	22	28.3
11	13.4	13.0	11.5	11.9	14.0	14.6	15.4	15.9			27.9	7.6	5	31.4	
12	9.6	9.0	7.0	7.6	10.2	11.2	12.8	13.8			11.3	6.2	7	26.2	
全年	17.0	16.7	13.9	13.9	15.2	15.2	15.4	15.4			929.4	6.2	945.6	72.2	448.6

中華民國三十一年昆明逐月氣象要素平均表 (C)

項目 月分	風向 數次	合成 風向	風速				蒸發量			
			平均 %	最大 %	風向 數次	日期	能見 度 0-9	總量 mm	一日 內 mm	日期
1	SSW	S 26° 26' W	7.5	12.7	SW	210	8.3	124.7	8.5	30
2	SW	S 38° 21' W	9.5	20.8	WSW	21	8.1	241.6	16.2	21
3	SW	S 44° 20' W	7.4	18.0	SW	27	7.1	222.9	12.6	27
4	SW	S 42° 48' W	8.3	18.8	SW	18	7.2	231.4	14.0	17
5	SW	S 33° 24' W	8.1	17.6	ENE	19	8.2	110.8	9.7	17
6	SSW	S 20° 45' E	7.4	13.8	ENE	8	7.4	52.0	4.6	14
7	NE	N 57° 24' E	2.7	11.4	NE	22	7.2	52.4	3.9	14
8	NE	S 85° 30' E	2.0	8.5	SSW	15	7.9	42.5	3.6	15
9	SW	S 0° 30' E	3.3	10.9	SSW	26	7.5	44.5	2.2	26
10	SSW	S 1° 34' 11" E	4.1	17.2	NE	23	7.6	70.0	4.2	28
11	SW	S 28° 50' E	4.4	14.3	SSW	3	8.0	38.7	3.1	30
12	SW	S 32° 19' 52" E	5.8	14.8	SW	27	7.2	86.8	6.4	23
全年	SW		5.6	20.0	WSW		7.6	1338.3	16.2	

中華民國三十一年昆明逐月雲狀次數表

項目 月分	平均 雲量	最高 雲量	雲 狀 次 數 (在觀測時間最盛)											總 數	
			卷雲 CU	層雲 CS	高積雲 CI	高層雲 CU	層積雲 SC	雨雲 CB	積雲 K	積雨雲 KN	層雲 S	碎雲 FR	無雲 C		
1	3.2	SK	39	4	2	12	6	53	3	19	32	32		203	
2	1.3	FK	52	2		4	2	9		19	3	76		162	
3	4.5	SK	15	22			41	91	15	48	15	27		274	
4	4.8	K	8	7		1	37	24	19	100	6	62		314	
5	5.1	K	9	4		2	5	34	4	40		24		122	
6	2.1	SK	4	3			30	50	24	6	2	1		120	
7	8.2	SK	5		1		24	45	15	7	5	5		109	
8	7.7	SK	5	1		1	17	46	9	7	7	1	2	97	
9	7.7	SK	3	1	2	13	46	4	18	7	2	2		96	
10	5.3	K	8	1	2	5	6	40	12	45	3	7	21	150	
11	6.0	AS	1	2		7	23	20	21	16	10	7		107	
12	5.8	C	27		1		3	14	12	8	11	12	3	97	
全年 平均	5.6	SK	169	49	7	34	207	522	158	333	12	99	277	5	1852

中華民國三十一年一月

Daily Values of Meteorological Elements

日期	氣 壓 Pressure				氣 溫 Temperature				風速 Wind km/h	風 向 Wind Dir.	
	平均	最高	最低	較差	平均	最高	最低	較差		絕對	相對
	Mean	Max.	Min.	Range	Mean	Max.	Min.	Range		W. b.	W. r.
	500mm	500mm	500mm	mm.	°C	°C	°C	°C		°C	%
1	75.22	76.14	74.24	1.90	4.1	9.3	0.9	8.4	0.5	5.37	6.8
2	76.00	76.01	74.02	2.19	4.1	7.8	2.0	5.8	1.5	5.83	7.6
3	75.30	76.74	75.89	2.85	5.5	10.3	3.2	7.1	2.8	5.76	8.6
4	75.36	76.37	73.91	2.46	5.7	10.8	2.5	8.3	2.9	5.67	8.4
5	74.83	75.96	73.26	2.68	5.6	10.8	1.6	9.2	1.4	4.73	7.1
6	74.14	75.40	72.37	3.01	6.2	14.0	-0.1	14.1	-0.9	4.62	6.8
7	76.85	76.37	74.88	3.49	3.3	9.1	0.0	9.1	-0.9	4.98	8.6
8	76.38	77.96	74.74	3.22	5.6	12.1	0.5	11.6	0.6	5.74	8.4
9	72.79	75.88	72.60	3.28	6.9	13.3	2.1	11.4	0.6	5.69	7.8
10	70.89	72.67	67.82	2.87	9.2	18.3	4.0	14.3	2.5	4.83	5.9
11	73.34	75.42	72.26	3.16	7.5	15.9	2.0	13.9	1.8	5.64	7.4
12	74.02	75.60	72.72	2.88	8.4	15.2	3.7	11.5	-0.2	6.16	7.7
13	75.55	74.63	72.05	2.58	8.5	14.7	3.9	11.4	2.8	5.58	7.0
14	74.95	76.50	73.56	2.94	9.4	16.6	3.9	13.5	-0.3	4.71	5.6
15	75.63	77.22	74.77	2.51	8.3	15.2	4.1	11.1	3.4	5.32	6.8
16	75.81	77.56	73.39	3.37	8.9	16.2	2.7	13.3	0.0	5.67	7.2
17	75.37	76.44	74.31	2.13	8.9	16.9	3.7	13.0	3.3	5.43	6.7
18	76.22	78.35	76.42	2.44	8.5	16.4	4.7	11.7	3.2	5.87	7.2
19	74.40	76.31	72.03	4.28	9.0	15.2	4.2	11.0	3.3	5.56	6.8
20	73.90	75.21	72.88	2.33	8.9	15.2	3.8	11.4	3.4	5.87	7.1
21	75.40	76.66	74.27	2.39	8.2	13.5	4.3	9.2	2.9	5.74	7.3
22	75.05	76.28	73.57	2.71	7.4	12.4	3.8	8.6	3.0	6.42	8.4
23	74.24	75.73	72.46	2.67	6.9	12.4	4.5	7.9	2.4	6.37	8.0
24	74.35	76.66	72.98	2.22	6.9	13.8	1.3	12.5	0.4	5.56	7.7
25	74.77	75.69	73.80	1.89	7.8	14.7	2.3	12.4	1.6	6.47	6.0
26	75.29	76.69	74.04	2.64	8.5	14.5	4.0	10.3	2.4	4.31	5.4
27	75.35	76.90	73.70	3.20	8.4	14.8	2.8	12.0	0.5	3.62	4.4
28	75.34	76.56	74.00	2.56	8.4	15.6	3.1	12.5	1.8	4.63	5.9
29	74.39	75.29	72.36	3.23	8.8	15.6	3.1	12.4	2.4	4.40	6.4
30	73.11	74.78	71.76	3.02	8.9	14.7	3.7	11.3	2.9	4.40	5.4
31	72.58	73.66	71.56	2.44	8.9	15.1	3.6	14.5	2.8	4.81	4.8
總數											
平均	74.68	76.10	73.28	2.82	7.4	13.9	2.9	11.0	1.7	5.28	7.1

近日氣象平均要素表

in the Month of January, 1942.

時間 Time Hour	實量 Actual		太陽輻射 Solar Radiation			雲量 Cloud		濕度 Humidity		視程 Visibility		雜項 Miscellaneous Information
	量 Value	單位 Unit	直接 Direct	全球 Global	散射 Diffuse	總量 Total	種類 Type	量 Value	單位 Unit	距離 Distance	單位 Unit	
6.7	9.1	3.6	36.5	23.0	13.5	3.9	S	0.4	0.3	6.7	0.4	● 三
5.3	8.5	0.4				3.3	SSW	5.3	3.3	4.7	0.4	● 三
6.6	6.6	5.6	39.1	26.7	11.4	8.2	SSW	2.7	2.3	8.2	1.4	● 三
7.8	5.0	6.0	38.0	25.3	12.7	5.3	SSW			8.8	1.4	● 三
7.7	6.0	8.1	39.9	27.1	12.8	8.1	SSW	1.0	0.7	8.5	1.7	● 三
7.4	0.0	9.8	40.1	28.5	11.6	7.8	SSW			9.0	2.9	○ 三
7.0	7.9	6.4	38.5	26.1	12.4	7.1	SSW			7.2	0.7	○ 三
5.3	4.8	6.4	40.2	27.4	12.8	7.9	SSW			3.0	1.3	○ 三
11.6	0.0	8.3	41.6	28.6	13.2	9.4	SW			8.3	2.9	○ 三
10.3	0.0	8.4	41.2	29.6	11.5	10.4	SW			9.0	3.9	○ 三
11.6	4.6	7.9	41.4	28.2	13.2	5.5	SSW			6.0	2.9	○ 三
11.1	8.0	9.6	42.2	30.9	11.3	5.7	SSW			8.5	2.3	○ 三
9.7	5.4	7.2	39.5	25.2	12.3	9.1	SW			8.5	3.0	○ 三
11.3	2.0	9.8	40.4	30.1	10.4	10.1	SSW			8.5	4.2	○ 三
12.2	0.9	9.0	42.8	30.1	12.4	7.9	SSW			8.5	2.4	○ 三
11.2	1.9	7.2	39.1	27.9	11.2	6.6	SSW			8.5	2.6	○ 三
11.7	0.6	9.4	42.6	31.9	10.7	8.3	SSW			8.6	3.3	○ 三
11.4	3.4	7.9	39.6	29.5	10.1	9.4	SW			7.7	2.9	○ 三
11.5	0.1	10.4	41.3	29.8	11.5	8.3	SW			9.0	3.6	○ 三
11.6	0.8	9.0	39.6	27.0	12.6	6.1	SSW			3.7	2.6	○ 三
11.2	2.1	9.3	39.9	28.1	11.8	8.1	SSW			8.8	2.4	○ 三
2.6	10.0	1.0	37.5	26.1	11.1	8.2	SW	4.6	0.8	7.9	4.6	● 三
9.1	7.4	3.7	37.0	25.3	11.2	7.8	SSW			6.9	1.3	● 三
3.6	1.2	10.0	40.0	28.1	11.3	6.6	SSW			8.5	2.3	○ 三
10.1	0.0	9.9	41.3	30.7	10.6	7.8	SW			9.0	4.4	○ 三
10.7	0.0	10.1	42.5	31.0	11.5	8.5	SSW			9.0	4.3	○ 三
12.9	0.0	7.8	42.5	29.8	12.7	7.9	SSW			9.0	4.2	○ 三
10.3	0.0	10.1	42.3	29.5	12.3	6.7	SSW			9.0	3.7	○ 三
11.1	0.7	10.0	42.6	30.4	12.2	9.3	SW			8.6	3.1	○ 三
11.1	1.5	10.0	41.4	29.4	11.7	8.2	SW			9.0	4.9	○ 三
11.4	0.0	10.2	43.1	30.0	13.1	8.1	SW			9.0	5.5	○ 三
10.1	3.2	84.6	122.0	83.6	159.0	7.5	SSW	1.0	8.2	8.3	34.7	

中華民國三十一年二月

Daily Values of Meteorological Elements

日期 Date	氣 壓 Pressure				氣 溫 Temperature				草 溫 Grass Temp °C	露 點 Ab- solute mm	濕 度 Re- lative %
	平均 Mean	最高 Max.	最低 Min.	较差 Range	平均 Mean	最高 Max.	最低 Min.	较差 Range			
	mm	mm	mm	mm	°C	°C	°C	°C			
1	72.73	73.64	71.43	2.21	9.0	10.3	7.5	2.8	2.9	4.20	5.2
2	72.59	74.56	72.32	2.24	9.4	10.4	4.1	6.3	3.0	4.24	4.9
3	72.76	73.11	72.11	0.99	10.2	10.3	4.5	5.8	3.3	4.62	5.2
4	73.42	74.83	73.90	0.93	11.0	12.5	3.0	9.5	4.8	3.94	6.5
5	72.80	76.31	72.63	3.68	11.3	17.2	6.8	10.2	5.4	5.21	5.3
6	75.10	76.30	73.90	2.40	10.2	12.4	5.5	2.2	6.2	4.55	4.9
7	72.52	74.57	72.04	2.53	10.6	10.3	3.5	7.0	4.3	3.58	3.9
8	73.45	75.11	72.54	2.57	11.0	12.1	4.2	1.1	5.7	3.80	4.0
9	73.61	74.57	71.32	3.25	10.8	15.0	4.6	4.2	3.8	4.09	4.4
10	72.61	73.52	71.60	1.92	10.3	9.9	14.4	3.5	5.05	5.05	5.8
11	72.32	72.92	67.76	5.16	9.0	15.7	1.8	13.9	1.4	5.22	6.1
12	72.80	72.11	71.16	0.95	9.1	15.8	0.6	15.2	-1.1	4.80	5.5
13	71.74	73.63	69.57	4.06	8.0	16.5	6.3	14.2	-0.7	5.21	6.0
14	70.80	72.48	72.61	1.68	7.6	14.7	-0.1	14.3	4.4	4.72	6.1
15	71.50	72.48	69.50	2.98	7.3	14.2	-0.4	14.6	-2.04	5.05	6.6
16	72.19	73.15	71.05	2.10	9.8	14.9	4.7	10.2	3.1	4.45	5.1
17	72.62	73.23	71.47	1.76	10.7	18.1	5.0	13.1	4.3	3.60	3.9
18	73.07	74.03	71.71	2.32	10.8	12.4	4.5	12.9	4.2	3.61	3.8
19	74.23	75.43	73.63	1.80	11.3	15.3	6.8	11.5	6.7	4.27	4.3
20	73.91	75.04	71.97	3.07	11.7	19.0	4.8	14.2	1.2	4.90	5.1
21	73.20	74.57	71.43	3.14	12.9	19.2	4.7	14.5	4.2	5.29	4.9
22	72.53	74.27	70.75	3.52	12.5	17.4	8.2	9.2	3.8	5.61	5.3
23	73.04	74.25	71.65	2.60	10.6	17.5	4.0	13.5	5.9	5.41	6.0
24	74.17	75.14	72.61	2.53	12.9	20.2	6.4	14.3	4.9	5.34	5.0
25	75.11	76.56	73.37	3.20	14.3	22.3	7.4	14.9	6.9	4.24	4.1
26	73.82	77.54	73.65	3.89	13.6	22.3	6.3	16.0	4.6	5.03	4.5
27	75.25	77.27	73.06	4.21	14.7	20.7	6.3	14.4	4.7	5.28	4.1
28	74.10	75.47	72.85	2.62	14.7	20.6	9.3	11.3	8.5	4.82	4.0
朔 29	73.49	74.85	71.83	3.02	11.0	17.8	4.6	13.2	3.9	4.54	5.1

逐日氣象平均要素表

in the Month of February, 1942.

日期 Date	時間 Time	日照 日照時數 Sun. Rad.	太陽輻射 Solar Radiation			風 Wind		降水量 Precipitation		能見度 Vis.	雲量 量 Cloud- cover	雜項 Miscellaneous Information
			球 球 球 球	球 球 球 球	球 球 球 球	風 風 風 風	風 風 風 風	量 量 量 量	時數 時數 時數 時數			
°C	5-16	h.	°C	°C	°C	Dir.	Dir.	mm.	h.	0-9	0-10	
1.1	0.0	10.0	39.6	5.6	3.2	8.9	SW			5.7	4.7	0 1
12.7	2.7	10.2	41.2	32.5	8.7	8.9	SW			7.0	4.8	0 1
13.5	0.0	10.2	42.5	31.3	12.2	7.0	SSW			9.0	4.6	0 1
14.4	0.5	10.1	40.5	30.0	10.5	8.0	SSW			8.9	4.2	0 1
14.5	0.5	10.1	40.5	31.2	9.3	8.0	SW			7.8	5.4	0 1
14.6	0.2	10.2	41.5	30.7	10.8	7.9	SW			8.7	5.2	0 1
13.9	0.0	10.2	39.9	31.5	8.4	10.5	SW			8.8	6.0	0 1
13.9	0.0	10.2	38.6	30.0	8.8	8.2	SSW			8.5	4.7	0 1
13.9	0.0	10.1	39.5	30.9	8.6	8.9	SSW			8.8	6.1	0 1
15.1	0.7	9.8	41.5	31.1	10.4	7.9	SSW			8.1	4.7	0 1
13.5	2.5	8.1	42.5	34.5	8.3	9.0	SSW			8.1	4.0	0 1 1 1
13.8	0.2	9.3	41.6	31.5	10.1	7.8	SSW			6.7	4.1	0 1 1 1
12.0	4.5	9.3	38.2	30.8	8.4	8.6	SSW			6.0	2.9	0 1 1 1 1 1
10.7	4.7	8.4	40.2	31.5	8.7	9.2	SSW			7.8	4.5	0 1 1 1 1 1
11.2	3.3	9.0	41.1	31.7	9.4	11.5	SW			7.3	4.3	0 1 1 1 1 1
11.6	3.7	9.4	40.4	31.6	8.8	12.0	SW			8.9	6.1	0 1 1
14.1	0.0	10.8	40.0	30.6	9.4	14.4	SW			9.0	7.5	0 1 1
13.6	0.8	10.1	41.8	35.2	11.6	13.8	SW			9.0	6.9	0 1 1
15.3	3.8	9.5	41.5	30.9	10.6	8.0	SW			8.0	4.6	0 1 1 1
15.4	1.6	10.2	40.0	29.0	11.0	9.2	SW			8.4	6.0	0 1 1 1
14.7	0.5	10.0	42.5	30.2	12.3	13.5	SW			7.9	9.1	0 1 1
15.1	4.7	9.4	43.3	31.7	11.6	11.2	SW	T		8.1	5.4	0 1
15.4	0.6	10.4	40.1	29.5	10.6	8.3	SW	2.5	2.8	9.0	5.5	0 1
17.7	0.0	10.4	42.3	32.2	12.1	10.2	SW			8.6	6.5	0 1
20.2	0.0	10.5	44.3	32.9	11.4	10.2	SW			8.2	8.7	0 1
17.4	0.6	10.4	41.7	31.5	10.2	5.8	SW			6.8	6.8	0 1 1
16.7	0.9	10.3	42.8	31.9	10.9	6.2	SW			6.8	7.5	0 1
17.4	0.5	10.2	42.5	30.8	11.7	11.0	SW			7.0	6.5	0 1
		278.4	1128.3	870.3	282.0		SW	2.5	2.8	15.75		
14.6	1.3				9.5					6.1		

中華民國三十一年三月

Daily Values of Meteorological Elements

日期 Date	氣 溫 Temperature				氣 溫 Temperature				露 點 Dew Point	濕 度 Humidity	風 向 Wind Dir.	風 速 Wind Sp.
	平均 Mean	最高 Max	最低 Min	極差 Range	平均 Mean	最高 Max	最低 Min	極差 Range				
	°C	°C	°C	°C	°C	°C	°C	°C				
1	13.26	15.29	7.00	8.29	10.6	19.6	0.0	19.6	7.9	4.25	37	
2	14.61	16.05	7.50	8.55	13.7	20.5	7.9	12.6	7.2	5.26	33	
3	14.26	15.5	7.74	7.8	14.1	24.0	8.1	15.9	7.1	4.71	30	
4	14.91	15.62	7.56	8.06	12.9	18.4	7.2	11.2	7.0	4.67	35	
5	14.40	15.45	12.55	3.00	13.0	24.6	6.8	17.8	7.1	4.37	30	
6	14.21	15.08	7.34	7.74	10.9	21.7	7.5	14.2	6.5	4.40	38	
7	14.28	16.02	7.57	8.45	14.7	20.6	7.8	12.8	8.7	4.38	35	
8	14.54	16.49	7.24	9.25	12.9	15.7	8.4	7.3	8.2	6.94	64	
9	13.55	14.82	7.11	7.71	6.7	12.9	4.6	6.3	3.1	5.25	5.0	
10	12.11	12.37	7.24	5.13	10.4	17.6	3.4	14.2	2.6	5.44	5.8	
11	12.00	13.03	7.07	5.96	12.2	18.7	7.0	11.7	6.6	5.23	5.2	
12	13.68	14.79	7.55	7.24	13.2	19.6	7.6	12.0	6.2	5.02	4.6	
13	14.43	15.92	7.34	8.58	13.4	18.8	8.8	10.0	7.5	5.21	4.6	
14	14.72	15.80	7.23	8.57	10.5	17.3	12.3	12.1	5.4	6.45	6.9	
15	15.00	16.42	7.34	9.08	7.1	14.1	2.8	11.3	2.2	6.21	8.6	
16	15.71	17.24	7.51	9.73	11.1	18.4	4.6	13.2	2.2	6.16	6.6	
17	16.03	18.35	7.55	10.80	7.7	12.4	3.6	4.3	2.9	5.64	7.2	
18	16.86	19.40	7.58	11.82	5.3	8.6	3.5	5.1	2.4	6.71	9.4	
19	17.43	20.24	7.27	12.97	3.4	12.7	4.0	8.7	3.0	7.02	8.4	
20	17.04	19.43	7.39	12.04	10.0	16.2	6.2	10.0	3.2	7.17	7.1	
21	17.24	19.94	7.50	12.44	9.5	17.8	6.0	7.8	5.5	5.42	6.1	
22	17.27	19.46	7.40	2.06	9.1	16.6	5.3	11.3	5.0	5.57	6.6	
23	17.15	19.17	7.58	1.59	12.1	20.0	5.7	15.1	3.5	4.29	11.4	
24	17.20	19.32	7.21	2.11	13.7	20.0	7.0	13.0	6.2	4.67	4.1	
25	17.30	19.37	7.25	2.12	13.7	20.7	7.3	13.4	6.5	5.25	4.9	
26	17.55	19.97	7.54	2.43	14.2	21.3	6.2	15.1	5.6	6.38	5.6	
27	17.67	20.23	7.80	2.43	13.6	20.6	6.1	14.5	4.4	6.41	5.8	
28	17.62	19.74	7.70	2.04	13.4	20.8	5.2	15.6	4.1	6.21	5.8	
29	17.85	19.07	7.30	1.70	13.4	21.2	5.0	16.2	3.2	6.24	5.8	
30	17.36	17.52	7.52	0.16	3.90	3.2	1.3	1.7	12.2	8.1	6.27	7.2
31	17.61	17.83	14.74	3.09	7.1	15.2	1.0	14.2	0.0	5.20	7.3	
總計												
平均	14.15	15.52	7.26	2.86	11.0	17.9	5.9	12.0	5.2	5.57	5.8	

中華民國三十一年四月
 Daily Values of Meteorological Elements

日期 Date	氣 壓 Pressure				氣 溫 Temperature				草 溫 Grass Temp.		濕 度 Humidity	
	平均 Mean	最高 Max.	最低 Min.	較差 Range	平均 Mean	最高 Max.	最低 Min.	較差 Range	總數 Total	相對 Relative	絕對 Absolute	百分 %
	mm.	mm.	mm.	mm.	°C	°C	°C	°C	°C	m.m.	m.m.	%
1	74.75	77.11	73.25	3.86	11.7	19.8	4.6	15.2	2.4	6.53	67	
2	75.03	76.62	73.42	3.20	15.5	21.9	6.4	12.3	0.8	6.81	53	
3	73.46	74.62	72.18	2.44	16.1	22.1	6.0	11.4	8.5	5.78	44	
4	72.31	73.48	70.96	2.52	15.1	23.3	8.2	12.2	4.8	6.35	5.2	
5	76.03	77.50	73.40	4.10	11.3	17.6	6.3	12.5	4.7	7.45	7.1	
6	78.10	79.97	77.30	2.67	4.6	6.3	1.7	1.9	0.7	5.77	9.1	
7	76.53	78.32	74.41	3.91	10.9	18.7	7.8	14.5	2.8	7.82	8.1	
8	74.16	75.13	72.67	2.46	13.9	21.1	7.2	13.1	8.2	7.29	6.4	
9	75.78	77.17	74.82	2.35	15.5	23.2	7.7	14.2	8.6	7.82	6.1	
10	76.76	78.25	75.13	3.07	16.7	23.1	6.4	12.8	7.6	6.63	4.8	
11	74.01	76.37	72.07	4.30	17.3	23.7	6.4	12.1	10.3	6.61	4.7	
12	73.92	74.21	72.28	1.93	17.0	23.3	6.3	13.1	9.7	7.50	5.3	
13	72.89	73.89	71.30	2.59	15.7	21.7	6.0	10.7	10.0	7.12	5.5	
14	73.63	74.10	72.36	2.24	15.2	21.7	6.5	11.2	10.3	8.00	6.4	
15	73.14	74.19	71.62	2.77	15.2	21.7	6.5	11.7	8.5	6.56	5.3	
16	73.72	75.17	72.11	3.08	15.7	21.4	5.7	11.1	9.3	6.40	5.0	
17	72.78	74.00	71.36	2.64	16.8	22.0	5.2	10.5	10.2	6.81	4.9	
18	72.43	73.39	71.11	2.28	17.3	21.8	4.5	9.9	10.9	6.57	4.5	
19	73.17	74.87	71.60	3.27	18.0	23.1	5.1	12.7	10.4	6.73	4.4	
20	75.84	77.48	74.51	2.97	22.5	26.1	3.6	13.7	6.2	7.13	6.7	
21	75.72	77.49	73.54	3.95	13.3	20.9	7.6	14.4	5.1	6.87	6.1	
22	73.99	75.27	72.21	2.98	15.9	22.8	6.9	13.2	8.1	7.39	5.7	
23	74.31	75.92	73.29	2.23	13.0	21.9	8.9	12.0	9.2	8.21	7.4	
24	73.14	74.32	71.79	2.53	13.9	21.5	7.6	13.2	7.5	7.53	6.9	
25	72.69	73.91	70.47	3.44	14.3	19.6	5.3	11.4	8.2	7.27	6.0	
26	73.97	75.18	72.09	3.09	12.4	20.0	7.6	15.7	3.4	7.49	7.1	
27	75.74	78.73	74.07	4.66	9.4	16.8	6.7	10.1	4.7	8.36	9.4	
28	79.00	80.11	77.93	2.24	9.4	14.1	6.2	7.5	6.0	8.33	9.4	
29	78.35	79.82	76.60	3.22	10.1	15.2	7.9	7.3	7.5	8.87	9.5	
30	75.12	77.57	73.30	4.27	12.5	17.4	8.8	8.6	8.2	10.05	9.3	
總數 平均	74.66	76.15	73.10	3.05	13.9	20.3	8.4	11.9	7.4	7.26	6.4	

中華民國三十一年五月

Daily Values of Meteorological

日期 Date	氣壓 Pressure				溫度 Temperature				草濕 Temp.	濕度 Humidity	
	平均 Mean	最高 Max.	最低 Min.	較差 Range	平均 Mean	最高 Max.	最低 Min.	較差 Range		絕對 Abs- Solut.	相對 Rel- ative
	500mm	500mm	500mm	mm+	°C	°C	°C	°C		mm	%
1	74.26	75.14	73.02	2.12	14.3	20.1	11.2	8.9	10.8	9.76	80.5
2	74.14	74.95	72.89	2.06	14.7	21.3	10.2	11.1	9.0	8.66	71.1
3	74.94	75.83	73.68	2.15	15.5	22.1	10.4	11.7	8.8	9.24	70.4
4	74.19	75.73	72.04	3.71	15.6	24.6	11.9	12.7	11.7	9.57	72.0
5	73.42	74.28	71.37	2.91	18.5	24.6	15.2	12.4	11.5	9.33	60.3
6	73.39	73.42	71.16	2.26	13.7	22.8	7.8	15.0	7.3	8.22	65.3
7	72.32	73.27	71.17	2.10	13.2	23.6	12.0	11.6	8.0	9.57	83.0
8	73.93	73.54	72.59	3.04	17.1	24.1	13.6	11.1	7.7	10.28	71.5
9	73.78	73.48	71.75	3.73	15.4	24.1	10.2	13.9	10.3	10.00	79.3
10	72.51	73.56	70.54	3.02	18.0	26.1	12.9	13.2	12.6	8.42	58.0
11	73.63	74.90	71.82	3.08	19.2	26.8	13.2	13.6	11.7	7.86	58.0
12	74.37	76.10	72.48	3.62	17.4	24.0	12.9	11.1	11.6	9.75	67.1
13	75.22	76.30	74.31	1.99	13.6	20.6	10.2	10.5	10.3	9.97	85.5
14	74.13	73.91	72.01	3.90	5.0	19.4	12.4	7.0	9.5	10.60	85.1
15	71.83	73.59	70.57	3.02	16.9	23.6	12.3	13.3	11.2	10.32	74.4
16	71.14	72.20	70.28	1.92	18.6	26.8	13.4	13.4	11.6	8.75	56.5
17	71.03	72.27	69.44	2.83	19.0	26.2	13.5	12.4	12.3	7.48	46.6
18	72.74	73.97	71.49	2.48	16.2	23.1	9.8	13.3	9.5	8.59	61.9
19	74.37	75.62	73.32	2.30	7.8	14.2	6.8	7.4	5.2	7.38	92.0
20	74.47	75.68	73.13	2.55	9.1	11.6	5.4	6.2	4.5	7.63	88.5
21	72.73	73.67	71.61	2.06	14.0	19.9	8.0	11.7	8.9	9.64	82.0
22	73.48	74.29	72.19	2.10	17.0	22.4	9.2	13.2	8.9	12.98	87.5
23	73.44	74.40	72.11	2.29	18.1	24.8	13.2	11.6	9.2	9.64	64.8
24	72.79	74.09	71.25	2.84	17.9	24.5	13.2	11.3	11.7	9.48	62.6
25	71.28	72.70	69.66	3.04	16.3	23.3	12.4	10.9	11.2	8.97	62.9
26	71.13	72.08	69.96	2.12	17.1	24.1	10.0	14.1	11.4	8.86	61.9
27	71.58	73.09	70.42	2.67	18.0	25.2	12.6	12.6	9.0	9.88	65.1
28	72.29	73.59	71.07	2.52	13.6	26.1	14.6	11.5	11.8	10.32	63.3
29	72.53	73.91	71.13	2.78	20.5	27.6	14.0	13.6	14.1	11.02	63.5
30	72.80	73.44	70.73	2.71	20.7	28.9	15.1	13.8	12.5	10.75	59.9
31	72.80	73.93	71.65	2.28	20.3	26.8	15.1	11.7	12.4	9.66	55.8
總數 Total	73.12	74.34	71.62	2.72	16.6	22.4	11.6	11.8	10.2	9.45	68.6

逐日氣象平均要素表

Elements in the Month of May, 1942.

日期 Date	最高 temp on the day °C	最低 temp on the day °C	太陽 Solar Radiation				風 Wind		降水 Precipitation		濕度 Humidity		雜項 Miscellaneous	
			時數 Hours	強度 Intensity	白球 White Ball	較度 Gauss	方向 Dir.	速度 Sp. (km/h)	量 Amt.	時數 Hours	度 %	露 Dew		
日 Day	最高 °C	最低 °C	時數 h	強度 °C	白球 h	較度 °C	方向 Dir.	速度 km/h	量 mm	時數 h	度 %	露 mm	雜項	
20.1	6.6	2.4	42.4	50.1	12.5	9.2	SW	0.9	1.3	8.5	2.0	●	△	
17.2	8.8	3.6	46.3	39.8	5.5	10.9	SW	7		8.6	3.8	●	ST 4	
21.2	4.9	3.5	48.8	36.1	12.7	3.5	SW			8.8	2.5	●	○	
21.5	2.5	9.1	49.0	36.8	12.2	3.5	SW			8.6	4.8	●	○	
22.3	5.2	8.7	47.7	37.4	12.3	7.5	SW			9.0	5.0	●	○ 4	
6.9	4.8	4.5	48.9	36.9	12.0	8.1	NNE	3.5	1.5	7.8	1.9	●	○	
26.7	4.0	7.2	50.6	37.4	13.3	11.2	SW			8.8	7.1	●	○	
23.9	4.6	7.2	49.7	35.8	13.9	4.9	NE			7.8	5.0	●	○	
19.3	6.8	4.8	51.3	38.2	13.4	4.1		0.7	1.4	6.3	2.9	●	○	
22.2	7.0	8.0	51.9	38.1	13.8	6.6	SW			8.0	5.5	●	○	
26.9	3.4	10.2	51.7	46.2	5.5	6.7	SW			7.8	5.5	●	○	
24.2	6.3	8.3	52.3	46.3	6.0	7.2	SW			8.0	3.8	●	○	
20.2	8.0		52.1	47.0	5.1	3.9		0.9	1.5	6.8	1.5	●	○ ST 4	
18.4	8.2	0.8	50.6	46.1	4.3	5.9	SSE			6.2	1.8	●	○	
20.5	4.4	7.2	52.4	45.9	6.5	11.5	SW		6.7	2.6	8.8	5.1	●	○
26.8	1.4	10.9	53.1	40.2	12.9	10.5	SW			8.8	4.8	●	○	
28.7	4.0	10.4	52.4	39.9	12.5	10.3	SW			8.8	9.7	●	○	
25.7	8.0	5.8	53.0	43.4	9.4	8.0	ENE			8.8	0.7	●	○	
9.5	8.2		45.6	44.1	11.3	14.7	ENE	3.0	9.1	8.9		●	○	
12.7	8.2		46.3	34.9	11.4	0.0		0.2	0.5	7.5		●	○	
17.5	8.2		51.8	47.8	4.0	10.6	SSW	0.2	0.8	7.0		●	○	
20.1	5.2	8.7	45.7	34.2	11.5	10.8	SSW			7.8		●	○	
24.6	1.6	9.9	49.6	35.1	14.5	6.4	SW			8.0		●	○	
22.3	4.0					6.9	SW			8.8		●	○	
21.1	8.2	7.7				11.5	SSW			8.5	2.7	●	○	
20.7	3.8	8.9	53.1	39.2	15.9	12.0	SSW			9.0	5.1	●	○	
27.4	0.8	10.7	53.4	46.1	7.3	10.8	SSW			9.0	5.7	●	○	
25.4	3.0		54.0	46.7	7.3	8.0	SW			8.5	6.5	●	○	
29.9	1.2	11.9	54.7	45.3	9.4	5.8	SW			9.0	3.0	●	○	
26.5	2.8	10.8	53.6	47.7	5.9	9.0	SSW			9.0	7.7	●	○	
24.4	4.1	10.7	51.0	37.9	11.1	8.4	SSW			8.8	6.3	●	○	
22.1	5.1	19.1	44.6	17.9	9.2		SW	43.0	18.7		11.8			

中華民國三十一年六月

Daily Values of Meteorological Elements

日期 Date	Pressure 氣壓				Temperature 溫度				Winds 風		Humidity 濕度	
	平均 Mean	最高 Max	最低 Min	較差 Range	平均 Mean	最高 Max	最低 Min	較差 Range	Grass Temp	陰天 Cloud	晴 Clear	濕度 Humidity
	500F	500F	500F	mm Hg	C	C	C	C	C	%	%	%
1	74.64	75.65	73.77	1.88	14.0	22.4	14.4	7.9	12.3	12.17	85.3	
2	73.93	73.59	73.53	2.05	15.5	19.6	14.4	4.2	12.3	12.52	86.9	
3	73.08	73.36	73.76	2.10	16.8	22.6	14.2	8.4	13.0	12.27	84.5	
4	74.53	76.19	72.50	3.25	18.3	24.5	13.9	10.6	12.1	12.03	78.3	
5	73.15	73.52	71.57	2.95	18.4	24.9	13.8	11.1	11.8	12.09	80.5	
6	73.29	74.09	72.30	2.50	18.7	22.7	13.8	8.9	11.7	11.31	74.8	
7	73.89	74.67	72.73	1.95	19.0	24.1	14.7	9.4	12.2	11.80	73.8	
8	73.50	77.15	74.03	3.07	18.8	15.1	7.9	7.2	7.2	4.16	73.4	
9	73.43	77.04	74.34	2.70	18.8	15.9	6.4	9.5	3.7	2.68	78.5	
10	73.73	74.97	72.62	3.29	11.9	17.9	8.2	9.7	12.5	9.06	85.6	
11	73.77	73.81	72.16	1.65	15.2	20.3	11.6	8.7	3.7	10.76	83.9	
12	72.75	73.37	71.45	1.92	17.3	22.4	13.6	8.8	10.5	10.64	73.1	
13	73.32	74.72	72.12	2.60	17.3	23.7	13.1	10.6	12.8	8.77	58.8	
14	74.49	75.66	73.11	2.55	17.4	23.6	12.1	11.5	11.8	7.67	54.3	
15	74.38	75.33	72.67	2.66	18.4	23.4	14.5	9.7	13.2	11.60	74.8	
16	73.16	74.82	72.74	1.90	17.0	20.4	15.1	5.3	12.1	12.61	86.7	
17	73.26	74.48	71.67	2.77	17.1	22.6	14.3	8.3	7.6	11.74	80.3	
18	72.60	73.58	71.12	2.46	17.2	22.3	14.3	8.0	11.4	11.71	73.4	
19	73.28	73.28	70.69	2.59	18.1	22.9	13.7	10.2	12.4	12.44	83.9	
20	72.30	73.47	71.7	2.76	18.3	22.4	15.7	7.8	14.2	13.35	76.0	
21	72.61	73.96	71.85	2.10	15.9	17.2	15.0	2.2	14.5	13.25	77.4	
22	73.63	74.57	72.58	2.01	16.4	21.4	14.1	7.3		12.77	72.5	
23	73.04	74.02	71.89	2.13	16.6	20.3	12.4	7.9	11.3	12.72	77.8	
24	72.08	72.65	71.18	1.47	14.6	18.0	12.6	5.4		12.17	77.4	
25	71.81	72.77	71.37	1.40	12.2	13.5	10.5	3.0		10.58	78.9	
26	71.25	72.10	70.02	2.08	15.7	18.4	13.1	5.8		13.39	84.0	
27	72.17	72.77	71.68	1.09	17.4	21.1	14.4	6.7		12.53	82.8	
28	72.74	73.40	71.79	1.67	17.4	21.2	15.1	6.7	12.0	12.52	82.6	
29	72.35	73.18	70.76	2.22	17.2	22.0	13.4	8.6	11.9	12.33	73.5	
30	72.24	72.76	71.45	1.57	15.5	19.0	13.7	5.3		12.76	79.4	
總計 Total	73.37	74.39	72.18	2.21	16.4	20.9	13.1	7.8	11.3	11.58	83.6	

中華民國三十一年七月

Daily Values of Meteorological Elements

日期 Date	溫 度 TEMPERATURE				風 速 WIND VELOCITY				濕 度 HUMIDITY		雲 量 CLOUDS	
	平均 Mean	最高 Max.	最低 Min.	範圍 Range	平均 Mean	最高 Max.	最低 Min.	範圍 Range	華溫 Temp	華對 Rel. Hum.	相對 %	相對 %
	500 F	500 F	500 F	m.m.	°C	°C	°C	°C	°C	m.m.	%	%
1	72.76	73.78	71.73	2.00	16.4	22.5	13.0	9.5	12.1	12.74	91.5	
2	73.12	74.02	72.30	1.72	17.8	23.9	15.3	8.6	10.7	13.06	92.7	
3	73.23	73.84	72.53	1.31	17.3	22.3	14.1	10.2	11.5	12.74	78.4	
4	72.63	73.50	71.46	2.04	16.8	22.7	14.0	8.9	11.0	12.70	84.8	
5	73.17	73.86	72.25	1.61	17.3	17.7	11.0	6.9	9.7	11.62	99.2	
6	72.76	73.39	71.91	1.48	16.2	23.8	10.7	13.1	10.2	11.23	75.8	
7	72.57	73.50	71.30	2.20	18.4	25.9	12.0	13.9	12.9	12.29	70.3	
8	72.53	73.29	71.34	2.35	17.2	21.7	10.3	11.4	7.3	11.43	73.6	
9	72.51	73.29	71.38	1.91	18.1	22.5	13.4	12.0	7.7	11.50	69.0	
10	71.72	72.73	70.45	2.59	18.4	22.0	14.6	10.0	9.1	12.74	75.8	
11	72.56	73.51	71.25	2.32	17.3	25.0	11.1	10.5	11.7	12.80	77.2	
12	72.05	73.27	70.57	2.68	18.6	24.7	12.1	10.6	11.7	12.91	73.2	
13	71.94	73.08	70.13	3.37	19.6	24.9	15.0	9.9	10.2	12.48	71.7	
14	72.38	73.90	71.37	2.53	20.3	28.9	12.7	13.6	11.0	13.25	63.0	
15	71.85	73.00	70.86	2.14	17.7	23.1	13.6	9.8	8.4	12.81	86.5	
16	71.15	71.89	69.64	2.25	17.3	22.1	15.0	7.1	10.4	13.48	98.0	
17	71.28	72.06	70.27	1.79	17.1	21.2	14.0	7.2	10.1	12.32	77.2	
18	71.59	72.38	70.42	1.96	18.5	22.3	13.8	9.5	9.6	11.53	65.6	
19	71.88	72.55	70.95	1.60	17.4	23.1	15.5	7.6	11.4	12.71	94.0	
20	73.21	73.75	72.28	1.67	17.1	22.0	13.4	8.4	12.2	13.33	90.3	
21	72.84	73.76	71.44	2.30	17.3	22.4	15.1	7.3	14.9	13.54	92.0	
22	72.08	73.35	71.60	1.75	18.8	23.9	15.2	8.7	14.7	13.01	82.0	
23	72.36	73.20	71.03	2.17	18.6	24.5	14.4	10.1	8.4	12.20	66.6	
24	71.99	72.63	71.27	1.38	16.4	22.8	13.5	9.3	8.3	12.04	81.2	
25	72.07	72.71	70.99	1.72	16.0	21.1	12.0	9.1	9.0	12.50	99.0	
26	71.57	72.38	70.55	1.83	16.7	20.4	12.9	7.1	8.9	13.09	92.0	
27	71.87	72.96	70.87	2.09	15.5	18.7	14.5	4.2	10.4	13.19	99.8	
28	72.03	74.39	71.90	2.49	15.4	20.3	13.0	6.9	9.9	12.66	91.8	
29	73.36	74.33	72.20	2.13	16.3	19.6	13.7	5.9	9.1	13.05	99.6	
30	72.78	74.23	71.62	2.61	16.6	23.0	12.1	10.9	7.9	12.12	79.0	
31	72.10	72.97	71.03	1.96	17.2	21.7	13.1	8.6	10.1	13.01	87.0	
總計 Total	72.37	73.31	71.23	2.02	17.3	22.8	13.6	9.2	10.3	12.57	83.2	

逐日氣象平均要素表

in the Month of July, 1942.

時間 Time	雨量 Amount	日照 Hrs.	太陽 Soler	濕球 Wet bulb	露點 Dew point	風向 Wind	風速 Force	雲量 Cloud	能见度 Vis	濕度 Humid	蒸發 Evap	雜項 Miscellaneous
Temp FACE	Amount	h.	C.	C.	C.	Vel.	Dir.	Am't.	Dist.	h.	mm.	Informations
°C.	0-10					m/s	name	m.m.	h.	0-9	mm.	
18.5	9.4					1.5	NE	13.4	4.6	8.0	1.3	●
20.9	8.8					0.0	C	3.2	1.4	7.0	1.0	●
22.6	7.4					6.1	SW	0.3	10.4	8.8	3.5	●
18.0	10.0					5.6	SW	3.3	1.5	8.8	0.3	●
16.4	10.0					8.0	NE	20.2	14.8	1.5		●
16.7	7.0					0.9	ENE	0.3	9.0	7.5	1.3	● T
8.2						3.1	ENE				2.6	●
20.7	5.8					1.4	N			8.8	2.2	● T
25.1	1.4					0.0	C	2.5	0.6	9.0	3.3	●
25.4	3.5	53.3	46.7	6.6		0.0	C	0.2	0.7	7.0	3.0	●
20.3	6.4					0.0	C	0.6	0.9	9.0	1.8	● T
6.0						3.8	ENE	0.9	2.7	8.3	2.2	●
20.1	9.0					2.9	ENE			8.0	2.6	●
8.2							NE	4.0	2.2		3.9	●
22.1	9.8	0.9				3.2	SSW	14.3	7.2	8.8	1.3	● T ⊕
18.3	9.8	2.7				0.0	C	0.8	0.9	8.0	0.8	●
22.4	6.8					8.3	NE	1.6	0.2	9.0	2.0	●
23.5	4.2					1.6	E	1.1	0.3	9.0	2.4	● T
20.0	9.4	3.4	54.1	43.0	11.1	3.3	SW	20.6	1.9	5.0	1.2	● T ⊕
21.8	10.0	1.8				1.2	SW			8.0	1.3	●
20.4	10.0					1.7	NE	2.1	3.1	7.3	0.8	●
23.7	9.8					6.3	NE	0.4	0.2	7.5	2.1	● ⊕
22.1	6.9	9.6	50.3	37.3	13.2	3.9	NE	2.2	1.5	8.0	3.1	● ⊕
20.5	8.0	1.8	50.6	37.2	13.4	4.2	NE	4.9	5.6	8.0	2.1	● ⊕
17.0	10.0					1.6	NE	2.7	4.4	0.0	0.8	●
20.5	10.0					2.1	SSW	11.1	9.5	8.0	1.1	● T
18.7	10.0					2.5	SSW	18.4	7.0	3.8	0.6	●
20.1	10.0					2.4	SSW	11.6	7.7	2.5	0.2	●
19.7	6.9					0.4		19.0	4.0	5.5	0.4	●
24.6	8.6	7.1				1.1	NE	5.0	2.6	7.8	1.3	●
21.3	8.2	3.3				0.9	NE			8.0	1.3	●
20.4	8.2	29.2	208.5	24.2	4.4.3			170.7	149.9		52.4	● T
			52.1	41.1	11.1	2.7	NE			7.2		●

中華民國三十一年八月

Daily Values of Meteorological Elements

日期 Date	氣 壓 Pressure				溫 度 Temperature				氣溫	濕 度 Humidity	
	平均	最高	最低	較差	平均	最高	最低	較差	Gross Temp	絕對 Absolute	相對 Relative
	Mean mm Hg	Max. mm Hg	Min. mm Hg	Range mm Hg	Mean °C	Max. °C	Min. °C	Range °C	°C	m.m.	%
1	72.93	73.31	71.47	1.84	16.2	22.9	12.3	10.6	8.7	12.91	88.4
2	73.26	74.42	72.31	2.05	16.1	21.6	13.6	8.0	9.5	13.17	92.8
3	74.17	75.05	73.05	2.00	16.2	21.9	13.0	8.9	8.0	12.70	88.8
4	73.86	74.13	72.71	2.02	16.3	21.7	14.0	7.7	9.8	12.08	80.6
5	73.21	74.12	72.26	1.92	16.6	21.1	13.2	7.9	9.7	12.71	86.6
6	72.56	73.24	71.28	1.96	17.0	23.5	13.8	9.7	9.5	13.05	81.6
7	72.01	72.96	71.38	1.58	15.4	24.3	13.2	10.9	8.5	12.18	92.8
8	71.25	72.26	70.61	1.65	16.0	20.9	12.8	8.1	9.1	9.71	70.8
9	71.52	72.26	70.46	1.80	16.3	22.5	14.0	8.5	13.1	13.03	92.3
10	71.69	72.87	70.86	2.01	17.4	24.7	14.2	10.5	12.7	12.72	82.5
11	72.50	73.38	71.32	2.06	18.3	24.7	13.4	11.3	11.4	13.27	82.2
12	72.47	73.30	71.35	1.93	17.4	27.4	14.2	13.2	6.8	12.82	74.0
13	72.88	74.29	71.93	2.36	16.4	23.0	13.8	9.2	9.0	12.75	81.4
14	74.47	75.46	73.59	1.87	15.9	21.9	10.7	11.2	7.9	10.89	73.2
15	75.12	76.08	74.25	1.83	17.4	23.1	12.0	11.1	5.6	8.45	50.8
16	75.15	76.18	74.35	1.83	16.3	20.4	12.9	7.5	7.0	11.61	70.4
17	74.79	75.58	73.55	2.03	16.5	21.7	12.4	9.3	8.0	11.61	78.5
18	75.04	75.80	73.83	1.97	16.3	21.6	12.0	9.6	7.8	12.26	79.5
19	75.16	75.86	74.10	1.76	15.2	23.5	10.2	13.3	7.1	11.93	81.5
20	75.15	76.03	74.14	1.89	15.1	20.8	11.4	9.4	7.2	11.69	92.5
21	74.93	75.87	73.78	2.09	15.3	21.9	11.8	10.1	5.9	12.38	91.7
22	75.37	76.37	74.53	1.82	15.4	21.8	13.1	8.7	7.4	12.67	94.2
23	75.00	75.81	73.64	2.17	14.7	17.2	13.0	4.2	10.2	12.27	96.6
24	75.20	76.10	74.07	2.03	15.9	22.5	13.0	9.5	10.5	15.23	83.8
25	76.39	77.43	75.23	2.20	14.8	22.6	13.1	9.5	11.0	12.77	88.3
26	76.26	77.30	74.88	2.42	15.3	20.1	12.7	7.4	9.1	12.85	91.2
27	75.24	76.33	73.80	2.53	15.0	20.1	11.7	8.4	8.0	12.09	91.0
28	75.16	75.74	74.41	1.38	14.8	21.9	10.2	11.7	7.0	10.29	78.2
29	75.68	76.37	74.82	1.55	14.7	21.6	9.8	11.8	6.2	11.12	82.2
30	75.74	76.43	74.91	1.52	14.0	18.4	10.7	7.7	6.1	10.68	83.0
31	74.87	76.47	72.46	2.83	15.5	21.5	9.7	11.8	7.0	10.66	70.6
8月 Average	74.15	75.09	73.39	2.00	16.1	22.0	12.5	9.6	8.5	11.97	83.3

逐日氣象平均要素表

in the Month of August, 1945

時分 Hour Part	日期 Date	太陽熱力 Solar Radiation		地球熱力 Terrestrial Radiation		風向 Wind Direction		風速 Wind Velocity		濕度 Humidity		雜項 Miscellaneous Information
		出射 Outgoing	射入 Incoming	出射 Outgoing	射入 Incoming	度 Dir.	量 Amt.	度 Dir.	量 Amt.	度 Dir.	量 Amt.	
時分 Hour Part	日期 Date	h.	c.	h.	c.	度 Dir.	量 Amt.	度 Dir.	量 Amt.	度 Dir.	量 Amt.	
20.9	10-0	2.3				0.9	NE	3.0	0.8	8.8	0.5	●
19.2	7.2	5.9	47.5	24.1	2.1	1.2	NE	7.7	1.5	6.5	0.6	●
20.0		2.6				1.6	ENE	4.6	1.2		2.0	●
	7.3	3.5					ENE	2.5	0.6	7.0	1.0	●
		3.5					ENE	8.2	0.6		0.9	●
	7.5	6.6				3.3	SSW	0.1	0.5	7.0	3.4	●
	10.0					6.4	SW	50.0	4.5	4.5	0.2	●
							NE	17.8	3.5		0.3	●
							NE	1.7	0.8		0.5	●
		5.4					NE				1.7	●
25.3	4.6	10.1	55.5	47.5	8.0	1.4	NE			9.0	2.0	○
26.7	7.6	7.1				1.6	E	0.2	0.2	8.0	1.9	○
20.9	10.0	3.1				1.7	E	9.8	3.1	8.0	1.3	○
19.4	7.2	8.9				1.5	ENE			8.0	3.6	○
22.0	2.8	11.5				3.0	NE			9.0	3.6	○
18.7	10.0					2.0	ENE			8.3	1.8	○
20.5	7.8	5.9				3.9	SE			8.5	1.8	○
22.4	7.0	6.0				2.3	SW	3.0	2.5	8.0	0.7	○
23.7	6.0					0.0	C	0.2	0.3	9.0	1.7	○
18.4	8.0	7.8				1.3	SSW	11.2	1.6	9.3	0.8	○
21.7	10.0					2.5	SW	4.5	1.9	6.3	0.8	●
11.7	9.3	0.9				1.9	SW	2.2	3.1	7.5	0.7	●
16.8	7.8					0.7	SW	4.8	4.1	3.8	0.5	●
21.8	6.6	6.8				2.3	SSE	0.6	0.4	8.5	1.2	●
22.3	8.0					0.6	NE	0.8	0.8	8.5	1.2	●
	9.0					1.0	NE	1.0	3.4	7.8	1.0	●
	7.8	5.9				0.9	SW	2.2	6.1	7.3	0.7	○
	8.0	5.0				1.2	SW	11.6	2.5	8.5	1.8	○
	7.3	5.6				1.0	ENE			6.5	1.5	○
	10.0					2.2	ENE			8.3	1.0	○
	1.8	11.0	44.1	31.3	12.8	1.5	ENE			8.0	2.0	○
			12.4	14.0	23.5						42.5	○
21.1	7.7					2.0	ENE			18.5	7.4	○

中華民國三十一年九月

Daily Values of Meteorological Elements

日期 Date	氣 壓 Pressure				溫 度 Temperature				濕 度 Humidity		
	平均	最高	最低	差	平均	最高	最低	差	Gross	相對	
	Mean	Max	Min	Range	Mean	Max	Min	Range	Temp	Ab- solute	Relative
	mm. Hg	mm. Hg	mm. Hg	mm. Hg	C.	C.	C.	C.	C.	mm. Hg	%
1	74.96	75.81	74.13	1.68	15.2	20.2	12.8	7.4	9.6	10.46	79.0
2	75.48	76.37	74.77	1.60	16.5	22.9	11.7	11.2	7.4	10.94	71.0
3	75.05	76.92	75.07	1.85	16.6	21.5	13.1	8.3	10.2	11.56	96.0
4	76.01	76.87	74.93	1.94	16.6	22.7	12.5	10.2	10.1	11.26	86.0
5	75.71	76.52	74.70	1.82	17.2	23.7	12.1	11.8	11.5	11.16	69.0
6	75.17	76.13	74.38	1.75	16.2	18.9	10.9	8.0	8.5	12.07	92.8
7	75.39	76.43	74.32	2.11	15.4	21.4	11.7	9.7	9.1	12.59	93.0
8	74.01	75.07	72.56	2.51	15.7	21.1	13.4	7.7	9.2	12.73	86.3
9	72.97	73.77	71.94	1.83	17.3	23.6	13.9	9.7	10.2	12.40	77.0
10	73.91	74.77	73.10	1.67	17.2	23.5	13.0	9.7	10.2	12.86	82.7
11	74.98	76.13	74.04	2.09	17.5	23.5	12.9	10.6	9.0	12.10	78.0
12	75.34	76.41	74.16	2.25	17.1	24.1	13.8	10.3	11.2	13.02	85.2
13	76.14	76.67	75.08	1.59	18.7	18.3	13.7	4.6	10.2	12.30	97.6
14	77.00	77.98	75.95	2.03	16.1	23.1	12.0	11.1	9.8	12.01	82.4
15	75.66	77.04	73.77	3.27	16.5	23.1	12.2	11.5	11.4	11.48	75.2
16	74.76	75.82	73.52	2.30	15.5	23.8	10.5	13.3	9.0	11.84	79.0
17	75.84	77.13	74.13	3.00	15.4	18.4	10.1	8.3	8.9	10.10	91.1
18	76.42	77.59	75.21	2.38	14.5	20.4	10.1	10.3	7.8	9.67	71.1
19	76.93	77.84	76.20	1.64	14.3	20.7	9.8	10.9	7.4	9.34	71.3
20	76.45	77.92	74.81	3.11	14.6	20.1	9.7	10.2	8.0	10.72	80.0
21	75.28	76.01	74.50	1.51	13.1	16.4	11.3	5.1	9.5	10.87	92.8
22	74.71	75.67	73.98	1.69	13.8	15.7	11.5	4.4	10.2	10.66	100.0
23	75.46	76.75	76.11	0.64	15.4	24.0	11.6	12.4	10.4	11.12	80.3
24	76.52	77.39	75.71	1.68	14.3	23.8	11.9	11.9	11.4	10.46	80.3
25	76.76	77.65	76.10	1.55	14.6	21.4	10.8	10.6	10.1	10.26	78.5
26	76.64	78.69	75.62	3.07	14.6	22.8	10.0	12.8	9.2	9.85	74.8
27	75.76	77.10	74.77	2.33	15.5	21.3	10.9	10.4	10.4	10.10	73.2
28	76.10	77.19	75.17	2.02	16.1	22.1	12.6	9.5	10.1	11.83	84.5
29	76.40	77.82	75.73	2.09	12.7	15.0	10.7	4.3	10.0	9.21	84.6
30	74.86	76.24	73.25	2.99	15.6	23.6	10.2	13.4	9.4	11.40	78.0
合計	75.62	76.67	74.60	2.07	15.4	21.4	11.8	9.7	9.7	11.26	81.7

逐日氣象平均要素表

in the Month of September, 1942.

日次	氣溫				濕度		風		雲		視程		雜項
	最高	最低	平均	範圍	相對	絕對	方向	速度	總量	種類	高度	距離	
日次	最高	最低	平均	範圍	相對	絕對	方向	速度	總量	種類	高度	距離	雜項
20-2	8.3	3.5			4.0	S			8.0	1.7			☉
21-2	7.9	5.7			0.0	S			7.8	2.0			☉ ☉
22-2	8.2	2.4			4.0	SE			8.0	1.6			☉ ☉
23-2	6.8	7.5			0.8	SE			8.5	1.8			☉
24-2	4.6	6.0	50.1	1.3	6.7	SE	100.2	0.9	8.5	2.2			☉
17-3	10.0				0.0	NE	10.1	8.9	5.5	0.4			☉ ☉ ☉
19-3	10.0	3.1			0.0	SE	4.6	2.1	4.3	0.9			☉ ☉ ☉
22-3	5.5	6.6			0.5	ESE	15.0	2.5	5.5	1.0			☉ ☉ ☉
	4.5	7.5			0.8	SSW				1.6			☉
	9.0	7.1				SE	0.2	0.1	7.0	1.7			☉
	7.3	7.8			2.0	SSW			8.3	1.1			☉ ☉
	6.0	7.7			2.4	SE			8.5	1.5			☉ ☉
	6.7				6.3	NE	1.1	7.0		0.3			☉
	5.0	7.0			6.7	SE				1.4			☉
	4.8	8.0			1.1	SE			7.8	2.1			☉ ☉
26-3	4.6	10.4			1.8	SSSE			9.0	2.2			☉
14-4	10.0	1.8			3.2	NE			5.3	1.2			☉ ☉ ☉
	8.5	7.5			2.9	ESE			6.5	1.8			☉ ☉ ☉
	5.5	9.4	55.2	4.3	12.1	ESE			11.8	1.6			☉ ☉ ☉
19-1	9.5	5.4			2.4	SSW			7.7	1.9			☉
18-0	10.0				8.8	S	1.7	2.3	5.5	0.9			☉ ☉
	10.0					SW	0.9	3.8	7.3	0.5			☉ ☉
20-3	7.2	4.0			3.2	SW	0.2	0.5	8.0	1.0			☉ ☉
11-7	10.0	2.9			4.2	SW			7.5	1.4			☉
18-7	7.0	7.0			6.7	SW			8.3	2.0			☉
16-6	2.9	10.7	50.9	4.6	8.3	SW			8.0	2.2			☉ ☉
17-7	4.5		40.5	4.0	8.3	SW			8.8	2.2			☉ ☉
22-2	10.0				2.2	SW			8.5	1.9			☉ ☉
	10.0				1.4	SSW	5	10.2	1.3	7.3	0.4		☉ ☉
	7.3									7.1			☉
15-3	7.7		15.8	0.6	17.1	3.5	8	6.2	2.9	2.8			☉ ☉
	6.4	5.7			4.8	SW			2.3				☉

中華民國三十一年十月

Daily Values of Meteorological Elements

日期 Date	Pressure				Humidity				單濕 Wet Bulb C.	露點 Dew Point C.	
	平均 Mean	最高 Max.	最低 Min.	差 Range	最高 Max.	最低 Min.	差 Range	單濕 Wet Bulb		露點 Dew Point	
	mmHg	mmHg	mmHg	mmHg	%	%	%	C.	C.	C.	
1	75.73	75.20	72.50	3.90	16.7	24.1	12.8	11.3	11.1	8.90	60.0
2	73.30	74.33	72.37	1.96	18.5	25.1	13.4	11.7	12.0	11.35	67.8
3	73.97	75.08	72.81	2.27	17.5	25.3	10.6	14.1	9.2	11.13	66.2
4	74.76	75.69	73.86	1.83	17.3	25.2	13.8	11.4	10.5	10.63	65.8
5	76.57	76.85	75.22	1.63	16.9	23.5	12.2	11.3	11.0	11.29	69.8
6	77.20	78.19	76.35	1.84	17.0	21.8	11.3	13.5	10.1	10.48	65.4
7	77.41	79.07	76.29	2.78	16.3	21.7	12.9	8.8	11.3	11.68	77.8
8	76.38	77.67	75.08	2.67	16.2	23.5	11.6	11.9	10.4	11.29	78.6
9	76.07	77.10	74.07	3.03	15.6	22.0	11.8	10.2	9.8	11.00	73.8
10	74.86	77.58	75.21	2.27	15.7	22.8	11.6	11.2	10.0	10.38	67.8
11	76.72	78.50	75.18	3.12	15.2	19.9	11.4	8.5	10.3	10.60	74.4
12	75.20	76.37	73.18	3.19	15.5	21.3	10.6	10.7	10.4	10.66	77.2
13	74.31	75.64	73.19	2.41	15.9	22.5	11.3	11.2	10.8	11.50	77.8
14	73.87	74.10	72.06	3.64	16.2	24.3	11.3	13.2	9.8	9.87	65.2
15	74.48	75.30	73.70	1.60	16.3	23.8	12.2	11.6	10.1	7.80	63.4
16	75.60	76.78	74.70	2.08	15.9	21.7	12.4	9.3	10.9	11.50	77.8
17	74.57	78.05	75.78	2.27	15.2	19.2	13.0	6.2	12.4	11.49	87.0
18	75.89	77.40	74.78	2.62	15.3	20.7	13.1	7.6	12.0	10.61	77.2
19	75.44	76.35	74.54	1.87	15.9	21.4	13.2	8.2	13.0	11.36	77.6
20	75.88	77.10	74.70	2.40	16.3	21.3	13.6	8.2	12.0	10.58	70.4
21	77.02	77.96	75.18	1.78	9.9	14.0	7.8	6.7	7.2	8.71	77.0
22	77.16	78.50	76.60	2.10	8.1	9.3	6.9	2.4	6.8	8.27	80.0
23	78.05	81.50	76.70	4.80	8.8	12.6	5.0	7.6	4.9	7.71	89.0
24	80.54	82.92	79.32	3.58	6.1	13.0	11.3	10.7	0.6	4.58	80.6
25	77.12	78.10	76.00	2.10	8.5	14.9	2.4	12.5	0.1	2.77	41.4
26	77.15	78.15	76.00	2.15	11.1	18.1	4.5	13.6	-0.6	5.22	49.2
27	77.41	78.78	76.50	2.20	12.7	19.5	6.3	13.2	0.9	6.57	53.0
28	77.80	79.21	76.90	2.31	13.0	19.8	7.8	12.0	5.1	7.87	61.8
29	77.54	80.00	76.90	3.10	13.1	20.1	8.1	12.0	7.2	9.72	76.2
30	76.63	77.60	75.24	1.86	14.2	21.3	10.4	11.2	9.0	10.12	77.2
31	77.48	78.53	76.18	3.37	13.7	21.8	7.7	14.1	9.2	9.79	78.4
平均	76.29	77.64	75.10	2.54	14.3	20.6	10.0	10.6	8.6	9.62	71.7

本日氣象平均表

In the Month of October, 1942.

時分 Time	方位 Dir.	風速 Wind Force	氣溫 Temperature			濕度 Humidity	露點 Dew Point	雲量 Cloud Cover	視程 Vis.	日照 Sun- shine	其他 Remarks
			表面 Surf.	2米 2m.	10米 10m.						
時分 Time	方位 Dir.	風速 Wind Force	表面 Surf.	2米 2m.	10米 10m.	濕度 Humidity	露點 Dew Point	雲量 Cloud Cover	視程 Vis.	日照 Sun- shine	其他 Remarks
194	10	6A	43.1	32.0	11.1	1.4	SE		8	1.6	0.0
203	6.0	92	42.0	30.9	11.9	4.0	SE		8	2.5	0.0
244	2.0	93	41.9	30.2	11.7	2.2	ESE		8	3.0	0.0
212	7.0	71	40.5	30.1	10.4	3.1	SW		8	2.4	0.0
227	5.0	105	41.8	30.5	11.3	2.6	SW		9	2.9	0.0
201	1.0	113	44.1	32.7	11.4	1.6	S		9	3.0	0.0
223	6.0	61	42.7	30.5	12.4	3.2	S		8	1.9	0.0
215	6.0	71	41.2	30.7	10.5	2.1	S		8	2.3	0.0
207	5.0	69	41.9	30.8	11.1	1.2	S	1.3 0.6	8	1.9	0.0
203	8.0	8.6	41.1	30.8	10.3	0.2	SW		8	3.0	0.0
229	5.0	74	42.1	32.0	10.1	4.2	SE		8	2.0	0.0
202	6.0	92	42.8	31.9	10.7	2.3	SE		8	1.9	0.0
245	6.0	71	42.2	40.1	12.1	3.8	SW		8	2.8	0.0
231	4.0	94	42.8	30.7	11.3	7.7	SSW		8	3.6	0.0
229	3.0	92	46.2	34.0	12.2	9.1	SSW		9	3.7	0.0
18.9	7.0	4.8	44.4	32.6	14.0	1.4	SSW		7	1.5	0.0
15.0	8.0	5.9	43.5	30.9	12.6	2.3	S	1.3 6.0	7	1.1	0.0
17.0	6.0	4.7	44.1	32.6	14.5	3.8	SSW	3.2 1.1	9	1.1	0.0
18.8	7.0	9.5	44.8	33.5	11.3	6.9	SW		7	1.9	0.0
17.8	5.0	7.8	44.2	30.9	11.1	8.6	SW		9	2.5	0.0
9.2	10.0	0.0				6.7	NNE	9.8 8.6	0	0.3	0.0
8.3	10.0	0.0				5.9	NNE	13.1 13.4	0	0.0	0.0
9.2	10.0	3.6	39.5	28.2	11.3	7.9	NNE	2.0 3.0	4	6.4	0.0
9.0	9.0	3.4	40.8	30.5	9.8	5.6	ENE		9	2.3	0.0
14.8	7.0	10.3	43.5	36.1	7.4	2.9	NNE		9	3.0	0.0
12.9	0.0	10.7	45.6	39.1	6.5	1.9	E		9	1.5	0.0
23.2	0.0	10.5	42.4	33.1	8.9	1.8	S		9	4.0	0.0
19.9	0.3	10.7	43.2	31.8	11.4	3.5	SSW		9	4.2	0.0
16.3	6.0	8.3	43.6	32.7	12.8	7.7	SSW		8	2.1	0.0
18.7	5.0	9.7	42.1	30.8	11.3	8.5	SSW		8	2.5	0.0
18.3	3.2	9.2	44.1	32.5	11.4	3.4	SSW		8	2.3	0.0
23.9	12.9	13.9	43.9	31.9	9.9						
18.7	5.3	1.5	40.3	30.1	10.2	4.1	SSW	35.6 28.3	7.6	2.3	

中華民國三十一年十一月

Daily Values of Meteorological Elements

日期 Date	氣壓 Pressure				溫度 Temperature				草溫 Grass Temp	風速 Wind		
	平均	最高	最低	候差	平均	最高	最低	候差		風速	風向	風力
	mm	mm	mm	mm	°C	°C	°C	°C		km/h	dir	force
1	78.58	80.22	77.27	2.95	7.4	8.5	5.1	3.4	5.0	7.00	9.2	
2	77.33	78.35	76.05	2.30	8.9	11.0	7.3	3.9	6.8	6.37	9.8	
3	76.50	77.43	75.41	2.02	11.1	17.5	8.4	9.1	7.5	6.48	8.5	
4	76.57	77.87	75.88	2.23	11.6	14.0	9.1	4.9	8.1	10.01	9.8	
5	76.56	77.72	75.56	2.16	12.8	12.7	10.7	8.0	8.3	10.78	9.7	
6	77.97	78.89	76.02	2.87	8.2	12.7	6.0	6.7	5.7	7.59	9.9	
7	78.41	79.87	77.55	2.32	8.3	9.2	7.5	1.7	7.4	8.27	10.0	
8	78.80	78.89	76.73	2.16	10.5	14.9	8.2	6.7	8.0	8.69	8.0	
9	77.69	78.73	76.44	2.29	10.8	14.5	8.8	3.6	8.0	8.57	8.3	
10	78.12	79.04	77.53	2.51	10.4	12.2	9.1	3.1	8.7	7.69	8.7	
11	77.45	78.66	76.30	2.36	10.2	12.8	8.9	3.7	8.5	9.29	8.7	
12	75.79	77.00	75.36	1.63	11.6	16.2	9.4	8.8	9.0	9.49	8.8	
13	75.80	76.60	74.45	2.15	12.9	18.1	9.9	8.2	9.4	9.73	8.3	
14	76.93	77.68	75.14	2.54	13.1	19.9	11.5	8.4	10.9	11.11	8.4	
15	75.50	76.53	73.89	2.64	12.8	18.8	11.4	7.4	11.0	10.62	8.3	
16	76.58	77.89	75.44	2.45	12.2	15.7	8.8	6.9	9.2	9.67	8.8	
17	75.92	78.16	75.91	2.22	7.9	10.0	6.7	3.3	6.5	7.80	9.9	
18	75.87	76.61	73.00	3.61	10.9	15.0	6.8	8.2	6.2	8.70	8.8	
19	75.59	76.85	74.80	2.05	11.7	16.0	7.2	8.8	7.0	8.30	7.9	
20	77.45	78.72	76.16	2.56	11.5	15.6	8.2	7.4	7.0	7.81	7.7	
21	78.13	79.34	76.80	2.50	14.9	14.2	8.0	7.2	4.6	11.0	7.2	
22	16.68	78.77	75.85	3.18	10.3	12.8	7.5	8.3	7.1	7.73	7.7	
23	16.30	77.95	75.26	2.69	14.4	17.0	6.0	11.0	5.4	5.47	5.8	
24	17.98	79.55	77.09	2.46	9.9	13.4	6.3	9.1	4.2	7.04	7.0	
25	17.28	78.86	76.80	2.78	9.4	15.0	6.0	9.0	4.5	6.30	6.5	
26	15.81	76.79	74.89	2.70	9.2	15.5	4.0	10.7	4.0	5.72	6.9	
27	17.17	78.68	76.32	2.32	8.9	15.2	4.1	11.1	2.2	6.17	6.5	
28	18.17	77.70	75.27	2.43	8.2	15.9	3.8	10.1	3.2	6.04	7.0	
29	14.99	76.21	73.61	3.40	8.5	14.1	3.4	10.7	3.0	5.83	6.4	
30	18.97	76.00	73.70	2.22	9.1	5.0	4.0	1.0	3.3	5.16	6.4	
31	16.75	78.02	75.67	2.44	10.1	14.8	7.4	6.9	4.7	8.18	8.2	

逐日氣象平均要素表

in the Month of November, 1942.

日次 Date	時間 Time	風向風力 Direction and Force					風速 Wind Speed		風向 Direction		雜項 Miscellaneous
		平均 Average	最大 Maximum	最小 Minimum	陣風 Gust	陣風 Gust	平均 Average	最大 Maximum	陣風 Gust	陣風 Gust	
°C.	0-10	k.	C.	C.	C.	mph.	kph.	h.	0-10	direction	
9.9	0.0	0.0				3.7	NNE		8.0	0.5	0
0.6	10.0					1.2	SNE	0.3	0.0	0.2	0
1.4	6.0	5.3	4.0	30.5	10.5	6.6	SSW		8.0	1.0	0
12.0	10.0					3.1	SSW	3.2	1.6	0.0	0
13.0	11.4					10.4	SSW	7.6	6.6	6.0	0.5
10.9	10.0					3.0	NNE	4.6	4.1	2.0	0.0
11.7	10.0					3.1	NNE	0.9	4.2	0.0	0.0
14.3	8.0	3.5	4.2	32.2	12.0	0.3	ESE	1.3	6.1	9.0	0.3
15.1	10.0					2.3	SSE	5.6	1.0	6.0	0.5
12.4	10.0					2.0	SSW	2.3	5.5	8.0	0.1
12.3	10.0	9.3				1.0	SSW			6.0	0.2
12.4	7.0	3.3	4.3	31.3	12.1	10.0	SSW			8.0	0.9
12.5	7.0	2.0	4.2	32.9	11.3	5.7	SW			9.0	1.0
12.3	6.0	3.0	4.3	30.2	11.3	2.7	SSW			9.0	1.4
14.3	9.0	7.4	4.3	32.7	11.2	8.2	SSW			9.0	1.8
15.4	7.0	8.3	5.3	4.4	0.9	3.2	E			8.0	1.1
9.3	10.0					7.7	ZNE	10.5	0.2	3.0	0.0
12.7	7.0	4.3				10.2	SW	1.0	0.3	1.0	1.1
13.7	5.0	8.0	13.5	33.0	10.5	6.0	SSW	0.1	0.2	7.0	1.5
15.3	3.0	7.1	4.5	29.7	11.0	5.4	SSW			7.0	2.5
13.2	3.0	8.7				5.2	SW			8.0	2.1
12.3	4.0	7.7	10.3	28.1	12.7	7.3	SW			7.0	1.3
14.0	1.0	10.2				8.6	SW			8.0	2.5
13.2	4.0	7.9	4.3	30.5	10.8	3.7	SW			8.0	1.9
12.2	1.0	9.7	3.0	27.1	11.9	6.3	SW			9.0	2.3
12.9	1.0	7.7	3.1	27.2	11.0	5.7	SW			9.0	2.3
17.1	3.0	7.9	4.2	30.6	12.3	3.7	SW			9.0	2.7
12.0	3.0	8.0	4.7	32.2	11.3	7.7	SW			8.0	2.4
13.6	1.0	7.7	3.9	26.9	13.8	9.7	SW			8.0	2.7
12.6	0.0	10.4	3.5	26.0	13.5	4.6	SW			9.0	3.1
11.8	6.0	5.2	3.5	28.4	11.5	5.1	SW	27.9	31.4	8.0	1.3

中華民國三十一年十二月

Daily Values of Meteorological Elements

日期 Date	氣壓 Pressure				溫度 Temperature				濕度 Humidity	濕差 Wet Bulb	
	平均 Mean	最高 Max.	最低 Min.	變差 Range	平均 Mean	最高 Max.	最低 Min.	變差 Range	相對 Relative	附註 Remarks	
	mm. mm.	mm. mm.	mm. mm.	mm. mm.	°C °C	°C °C	°C °C	°C °C	m.m. %	%	
1	74.44	75.58	73.49	2.09	8.8	15.0	5.0	10.0	3.4	5.74	6.2
2	74.49	75.74	73.15	2.59	9.1	14.5	4.9	10.0	3.8	5.97	6.3
3	75.29	76.71	74.25	2.46	9.7	14.0	2.5	11.3	4.0	6.17	7.6
4	75.73	77.16	74.63	2.53	8.5	12.5	2.0	10.0	1.0	6.31	7.6
5	76.09	78.32	75.60	2.72	3.1	6.0	1.0	5.0	2.8	5.68	14.0
6	76.31	77.19	74.84	2.45	5.8	10.0	1.0	9.0	3.8	6.23	8.5
7	76.43	77.34	75.50	1.72	4.3	6.0	1.2	4.0	3.5	6.06	10.0
8	77.28	78.92	76.43	2.50	2.8	3.4	0.4	2.9	0.6	5.56	10.0
9	75.86	76.73	74.68	2.05	4.4	5.3	2.2	3.1	2.6	6.42	10.0
10	77.12	78.14	75.96	2.18	1.4	2.4	-2.9	0.5	-2.1	4.79	7.5
11	76.12	77.79	74.98	2.81	3.1	7.5	-3.5	4.0	-4.2	5.22	9.0
12	75.30	76.30	74.33	1.76	4.4	8.1	0.0	7.7	6.0	5.48	8.6
13	75.76	77.09	74.99	2.10	5.9	11.1	2.3	8.8	7.8	5.88	7.8
14	74.43	75.80	73.22	2.58	5.8	10.8	2.0	8.8	3.5	5.17	8.4
15	75.88	77.10	72.15	1.95	4.7	13.5	1.4	12.1	3.0	5.14	8.5
16	74.47	75.70	73.00	2.70	8.8	16.0	1.5	12.5	2.5	5.02	6.0
17	73.94	75.39	72.82	2.57	8.7	15.5	1.7	12.3	3.0	5.43	5.8
18	73.48	74.81	72.43	2.38	9.6	14.2	2.3	7.7	4.0	6.81	7.2
19	73.55	74.60	72.33	2.27	9.8	14.9	5.0	8.9	4.5	6.40	6.4
20	73.66	75.70	70.82	3.14	0.4	13.8	3.5	10.3	2.5	4.71	5.3
21	73.65	75.53	72.75	2.78	7.5	13.1	2.1	11.7	1.4	4.02	5.0
22	74.45	75.02	73.14	1.88	7.4	13.6	2.4	11.6	0.4	4.48	5.2
23	73.43	74.77	71.77	3.22	8.0	14.9	2.8	12.1	1.2	4.76	5.4
24	73.64	75.70	72.61	3.19	9.7	15.8	5.1	10.7	2.4	6.03	6.1
25	73.16	74.51	71.91	2.59	10.2	17.5	5.0	11.8	3.6	6.29	6.0
26	74.31	76.48	74.90	3.18	10.2	17.1	8.2	11.9	3.0	6.26	6.3
27	76.32	77.71	74.89	2.82	7.4	13.4	3.2	10.2	4.1	5.68	5.1
28	74.62	75.73	73.80	2.97	7.1	16.0	4.5	11.5	4.1	5.11	5.5
29	74.71	75.74	73.65	2.43	9.2	16.9	3.7	13.8	2.7	4.44	4.8
30	75.63	77.31	74.70	3.07	10.3	17.0	3.1	13.9	2.7	4.09	4.4
31	75.01	76.26	73.63	3.16	9.8	16.3	3.0	11.3	3.4	4.83	4.4
32	74.86	76.13	73.68	2.50	1.3	12.5	2.7	9.5	2.1	5.52	7.0

逐日气象平均记录表

in the month of **December, 1942.**

Date	Time	Wind	Wind	Solar Radiation			Wind	Wind	Precipitation	Humidity	Visibility	Amount of	Remarks
				Direct	Diffuse	Total							
Time	Dir.	Force	Temp.	Temp.	Temp.	Dir.	Force	mm.	%	km.	mm.	Information	
2-1	0-8	10-0	34.5	25.0	14.5	7-2	SSW			8.3	2.5	0	
1-5	1-3	9-0	33.3	26.5	11.8	4-3	SW			8.0	2.9	0	
4-2	3-8	7-0	30.5	30.3	10.2	3-0	SW			8.0	2.2	0	
2-3	8-0	6-3	44.1	32.6	11.5	3-2	SW			7.3	1.5	0	
3-7	10-0					0-8	SSE	1.5	3.0	0-0	0.1	0	
5-9	9-7	2-6	33.5	23.0	0-5	5-1	SSW			4.3	0.5	0	
5-1	10-0					0-5	SF	6.8	8.7	0-0	0.8	0	
4-2	10-0					0-3	S	3.0	7.5	0-0	1.2	0	
3-5	10-0					0-3	SW			0-0	1.4	0	
2-6	7-8	2-4				4-7	ESE	6.2	7.0	7-5	0-6	0	
4-7	5-8	4-2				6-4	SW			6-0	7.1	0	
6-1	5-0	4-7				2-3	SW			6-3	0-9	0	
8-0	4-8	7-2	36.1	24.9	11.8	2-2	SW			8-8	1.4	0	
7-2	8-5		36.0	22.0	14.0	3-1	SW			7-0	1.4	0	
9-0	0-5		37.0	24.3	12.7	7-6	S			7-0	2.6	0	
11-1	1-7	9-3	44.5	27.0	13.5	8-1	SW			0-0	7.5	0	
11-0	1-0	10-2	36.1	26.0	12.1	8-4	SW			9-0	7.8	0	
11-3	4-3	6-3	40.8	28.5	11.8	5-4	SW			8-3	2.2	0	
11-5	8-3	12-4	33.8	24.1	13.7	5-6	SW			9-0	2.7	0	
10-4	8-3	9-4	38.2	34.8	7.4	9-2	SW			4-0	3.7	0	
10-1	8-0	10-3	37.4	25.8	11.6	8-3	SSW			9-0	3.2	0	
9-4	10-3	9-8	35.0	34.4	13.6	5-0	SW			8-3	3.7	0	
8-0	10-3	9-7	37.6	23.8	11.8	6-6	SSW			9-4	4.4	0	
2-9	2-10	9-3	39.2	26.9	12.3	8-0	SW			8-5	3.6	0	
2-1	10-3	9-0	38.8	24.1	12.7	7-4	SSW			9-0	3.1	0	
12-4	2-3	8-8	40.0	28.1	11.9	8-6	SSW			9-0	3.2	0	
11-0	8-0	7-0	39.9	26.3	13.2	11-4	SW			8-8	3.2	0	
11-7	7-8	6-3	34.6	27.2	13.4	11-2	SW			9-0	3.7	0	
11-5	8-5	9-2	39.4	25.0	11.4	11-4	SW			0-0	4.3	0	
12-8	1-3	4-6	41.0	23.0	13.0	11-7	SW			8-8	4.2	0	
12-4	2-0	1-6	40.5	23.0	12.5	11-3	SW			8-8	2.0	0	
9-4	10-5	6-8	38.4	26.9	11.6	5-8	SW	17.3	26.2	7-2	2.8	0	

雲南省立
昆明副候所

氣象年報

第八卷

中華民國三十二年

龔自知題



請
交
存
核

內政部雜誌登記證警字第七零三六號 (非賣品)

144
1027

444
1027

目 次

	頁
中華民國三十二年昆明天氣概況	1
中華民國三十二年昆明氣象綱要表	2—3
中華民國三十二年昆明逐月氣象要素平均表	4—6
中華民國三十二年昆明逐月雲狀次數表	6
中華民國三十二年昆明最多風向與天氣日數表	7
中華民國三十二年昆明各月逐日氣象平均要素表	8—31

中華民國三十二年昆明天氣概況：

一、得

昆明本年天氣，尚近平常，春暮夏初，降水稍遲，小滿節前，雨漸豐沛，農田栽插，幸合時宜；全年降水總量 1029.9 m.m. 比歷年平均標準數 1134.06 m.m. 減 104.16 m.m. 約少百分之九，但較去年已增 84.3 m.m.

氣溫全年平均 16.1% (曾經高度訂正)，比歷年標準數，稍高有限；五月中極端最高 31.6% 二月初極低 -4.0% 二月及十一月山巔俱積雪，有霜五閱月，尚無礙春耕。

一月秋寒鋒突入高原，大風雷雨，降水有加；二月氣壓極低，吸引寒潮，冰雪霧凇，雨澤滋足；三月熱帶氣團猛進，風大雨稀，北來氣流退縮，月底終霜；四月氣溫氣壓變差俱大，風烈乾燥；五月溫高亢旱，雨量僅及標準數 50%，農望甘霖；六月雷雨時行，降水超過同月平均量之半，作物得資灌溉。

七月太平洋熱帶及赤道氣團鼎盛，昆明風向偏 E，雨量不多而尚調勻；八月秋雨連綿，溝瀆充盈，溫低霧濕；九月 ENE 氣流漸退，降水即疎；十月 SW 氣流復盛，雲重雨稀；十一月霜雪疊見，氣候尋常；十二月氣壓極高，乾燥無雨，海洋氣團已變性矣。

本年為日斑八年日斑最盛後之第四年，當去年少雨年後，雨量比去年遞增而不甚多，頗與日斑變遷曲線相對應，原則續得證明無例外。

中華民國三十二年昆明氣象網要表

中華民國三十二年昆明氣象網要表

(A)

全 年 中 氣 象 綱 要		
極端最高氣壓	581.53 m.m.	十二月十九日九時
極端最低氣壓	569.72 m.m.	二月十五日十五時
一月內最大較差	8.76 m.m.	四月廿七日
極端最高氣溫	34.6 °C.	五月十五日
極端最低氣溫	4.0 °C.	一月八日
一月內最大較差	29.7 °C.	四月二十九日
極端最大絕對濕度	14.78 m.m.	七月二十二日十二時
極端最小絕對濕度	2.53 m.m.	四月廿七日十二時
極端最小相對濕度	22.0 %	三月三十一日十四時
一月內最多降水量	62.6 m.m.	六月二十八日
一時最多降水量	11.6 m.m.	六月二十八日廿一時
最大暴風速	26.7 m.p.h.	四月十日十四時
一日內最大蒸發量	15.3 m.m.	五月十六日
連續最多降水期
最多霧日數
初霜期
終霜期

附注：氣壓數曾經溫度緯度高度修正

中華民國三十二年昆明氣象綱要表(B)

項目 月份	各種天氣日數														
	最高 ≥30°	平均 ≥30°	最高 ≥30°	最低 ≤20°	平均 ≤20°	最高 ≥25°	平均 ≥25°	最高 ≥30°	晴	曇	陰	雨	雪	吹雪	雹
1	1	1						15	3	4	4				1
2	1	1						10	5	7	6	2	1		1
3								13	10	2	6				1
4	1					12		6	21	1	2				1
5						23	7	3	13	6	9				
6						16		1	2	10	17				4
7						10		1	12	3	15				3
8									2	3	26				1
9									8	6	16				
10						1		6	16	3	7				
11	3							4	13	3	10	1	1		
12	6							14	12	6					
全年	12	2				62	7	73	121	53	118	3	2		15

項目 月份	各種天氣日數														
	濕霧	雲霧	霧	低霧	雲霧	霜	露	霜	大風	雷聲	閃電	日暈	月暈	月華	虹
1	11	3	1	4		18		1	2	1	1	1		1	
2	12	2	3	2		8	4	5	1						
3	2					2	22		5	3	3	1		1	3
4	1	6		5				7							
5	7	4		1	3		5	1		2					
6	1	15					12		6	5	2				1
7	5	10					12	1	7	12			1	1	
8	17		3				1	1		2					3
9	8	13					6		1	2					3
10	3	7	1				19		1	3					
11	15	7	4		4	13	1								
12	5	6	2		19	2		1							
全年	94	72	4	22	3	33	96	7	18	20	30	3	1	3	11

中華民國三十二年昆明逐月氣象要素平均表(A)

項 目	氣 象										
	平 均	最 高 平 均	最 低 平 均	極 端 最 高	日 期	極 端 最 低	日 期	一 最 大 數 內 含	日 期	一 最 小 數 內 含	日 期
1	5.42	5.28	5.22	5.72	11	5.67	15	4.68	12	1.77	22
2	5.25	5.16	5.22	5.79	20	5.67	11	5.23	12	1.61	14
3	5.22	5.12	5.21	5.76	22	5.63	11	4.69	12	1.56	19
4	5.44	5.25	5.25	5.81	3	5.20	13	4.76	7	0.83	23
5	5.25	5.24	5.21	5.75	6	5.20	12	4.18	12	0.96	9
6	5.21	5.25	5.21	5.73	12	5.62	19	2.87	1	1.01	27
7	5.22	5.22	5.21	5.75	19	6.65	16	5.32	29	1.13	6
8	5.25	5.24	5.21	5.76	31	5.67	11	2.93	12	1.11	19
9	5.24	5.25	5.23	5.78	8	5.22	13	3.14	7	0.83	10
10	5.26	5.27	5.25	5.77	2	5.73	13	2.75	8	0.37	29
11	5.25	5.26	5.24	5.75	1	5.73	17	4.20	17	1.30	18
12	5.26	5.27	5.25	5.77	10	5.72	22	3.33	7	1.00	20
全年	5.24	5.25	5.23	5.76		5.67		5.76		0.37	
項 目	溫 度 (°C)										
	平 均	最 高 平 均	最 低 平 均	極 端 最 高	日 期	極 端 最 低	日 期	一 最 大 數 內 含	日 期	一 最 小 數 內 含	日 期
1	6.6	7.0	6.3	10.2	10	-2.0	11	10.3	1	3.6	29
2	6.0	6.5	5.8	10.3	14	-2.0	8	7.6	8	2.5	7
3	6.8	7.2	6.0	11.2	23	2.5	9	7.0	8	2.2	8
4	6.3	6.8	5.8	11.2	29	0.0	11	22.9	29	2.6	7
5	6.7	7.2	6.5	11.6	13	6.9	6	7.7	18	7.0	5
6	6.5	7.2	5.8	11.1	12	10.0	5	15.3	8	2.6	21
7	7.3	7.3	6.4	9.2	29	10.0	19	14.5	11	4.6	22
8	6.5	7.0	5.8	6.7	24	1	10.6	2.9	9.9	3.6	26
9	6.2	6.8	5.7	7.3	24	3	7.6	8	10.5	6	3.8
10	6.2	6.8	5.6	7.0	26	30	6.0	3	11.2	9	5.3
11	6.2	6.4	5.5	7.9	30	22	20	13.8	11	3.2	7
12	6.1	6.3	5.0	11.1	17	23	3.0	12	18.5	31	6.2
全年	6.2	6.9	5.6	10.3	31.6	-4.6		22.7		2.2	

中華民國三十二年昆明逐月氣象要素平均表(日)

月	絕對溫度				相對溫度				雲量	日照時數		太陽熱力			
	平	最	日	最	平	最	日	最		總	日	黑球	白球	日內	
	均	大	期	小	均	小	期	期		計	時數	度	度	度	
1	5.61	8.1	6	2.62	1.9	7.9	2.5	1.9	4.1	22.6	10.6	10.6	51.7	29	14.1
2	5.23	7.73	2.1	3.27	2	7.64	3.0	1.0	5.8	16.5	10.8	12	20.2	27.5	13.9
3	5.69	8.02	2.9	3.05	1.6	6.15	2.9	3.2	26.2	26.0	11.5	3.0	26.7	30.2	17.3
4	5.67	10.07	5	2.53	3	5.0	5.0	5	6.5	27.5	11.7	1.8	49.5	35.3	21.6
5	7.09	12.38	3.6	5.31	1	6.10	7.0	6	3.5	23.3	11.7	1.8	30.0	43.8	16.3
6	11.57	13.38	7.3	3.51	3	8.50	4.0	8	3.8	23.0	12.6	3.8	49.3	37.1	25.7
7	14.96	14.98	12	3.91	1.9	8.20	4.0	2.9	7.3	22.2	11.7	1.1	55.9	41.4	16.1
8	12.53	14.77	7	3.98	2.8	9.70	5.0	1.6	8.9	6.6	9.0	1.6	50.7	39.7	14.5
9	11.70	13.27	3	3.16	2.8	9.10	3.0	1.9	2.3	7.0	10.2	1.7	49.5	36.3	15.7
10	9.30	13.61	1.5	4.36	2.9	7.70	3.0	2.9	5.5	12.0	11.8	3.0	26.0	35.2	14.5
11	7.77	11.1	7	6.31	7.0	8.50	3.0	1.6	7.0	13.5	11.5	1.1	19.4	32.0	10.6
12	5.46	2.14	2.3	2.85	1.2	7.00	3.0	2.3	3.8	22.1	10.3	2	43.5	30.5	13.5
全年	8.47	10.98		2.53		7.75	2.28			20.68	12.6		510.3	47.1	21.3
月	地內溫度							降水量			降水時數				
	最高	零	五	十	十五	二十	二十五	總計	一日	日					
	溫度	公分	公分	公分	公分	公分	公分	mm	mm	時數					
1	9.0	10.2	6.6	7.0	7.8	10.5	11.6	12.4	21.1	10.1	30	14.5			
2	8.4	10.1	6.6	6.8	9.0	9.7	10.0	11.5	20.6	2.3	22	20.6			
3	13.7	11.5	9.7	9.5	11.1	11.0	11.7	4.7	4.7	1.4	2.7	6.4			
4	16.6	11.9	13.7	13.3	14.7	14.8	15.8	13.5	11.9	1.7	1.1	15.8			
5	17.5	23.9	12.6	17.3	18.3	17.5	16.6	15.7	35.2	35.3	12.8	29	16.0		
6	18.8	21.4	13.0	12.7	13.0	17.8	12.0	14.8	27.7	27.7	62.0	2.3	3.68		
7	21.2	21.3	17.0	18.7	18.5	18.5	18.0	17.4	17.8	17.8	35.7	2	3.7		
8	13.7	17.0	18.1	18.0	18.5	17.1	18.7	18.2	23.70	23.70	45.9	10	37.9		
9	17.7	20.3	17.5	17.1	17.7	17.8	18.8	18.6	10.9	10.9	20.4	10	47.7		
10	16.4	17.2	19.8	14.5	16.5	16.3	16.9	16.9	13.8	12.8	3.8	15	6.3		
11	11.0	12.5	10.8	10.2	12.5	15.1	15.7	16.1	48.0	12.0	12.3	1	31.5		
12	9.5	9.0	6.9	7.4	10.4	12.4	13.6	13.5	0.0	0.0	0.0		0.0		
全年	15.1	17.1	13.3	13.3	14.7	15.0	15.1	15.1	102.97	62.0		337.6			

中華民國三十二年昆明逐月氣象要素平均表 (C)

項目 月份	風向 最多	合成 風向	風速				能見度			發量	
			平均 哩	最大 哩	最方 速向	日期	能見 度	總量 mm	日內 最大 mm	日期	
1	SW	S 29° 32' 18" W	9.2	17.0	SW	9	7.2	115.6	7.4	1	
2	SW	S 61° 48' 34" W	9.6	18.1	SW	1	6.3	107.1	7.6	18	
3	SW	S 39° 53' 12" W	13.2	20.7	SW	2.2	7.1	153.7	14.7	17	
4	SSW	S 52° 14' 30" W	10.3	20.9	WSW	10	3.8	243.0	12.6	2.2	
5	SSW	S 19° 7' 12" W	7.6	16.8	ENE	4	6.7	225.6	15.3	16	
6	SSW	S 31° 04' 30" W	6.2	16.5	SW	2.5	5.7	101.9	7.2	2.5	
7	SSW	S 85° 1' 36" E	2.5	7.7	E	12	6.4	105.6	6.5	3.0	
8	ENE	S 76° 35' 48" E	3.2	12.7	E	12	3.2	52.0	6.5	2.1	
9	ENE	S 18° 1' 30" E	4.3	12.7	SW	3	3.4	28.6	7.4	3	
10	SW	S 18° 1' 30" W	4.3	13.4	SW	15	7.4	173.7	6.6	3.0	
11	SW	S 16° 8' 10" W	4.9	15.7	NE	2.0	5.2	77.0	6.8	1.5	
12	SW	S 23° 45' 42" W	5.5	14.5	ENE	5	6.5	127.5	5.2	1.2	
全年	SW		6.8	20.9	SW		6.2	1525.7	13.3		

中華民國三十二年昆明逐月雲狀次數表

項目 月份	平均 雲量	最多 雲狀	最多 雲量	雲狀次數										(在觀測時間中大中量按)			
				卷雲 C	層雲 L	積雲 CU	積層雲 CS	高積雲 AL	層積雲 AS	積雨雲 CB	雨雲 R	雷雲 R	雷暴雲 R	雷暴 R	總量	總數	
1	4.1	FK	4						1	9	5	10		2.1	81	15.5	
2	5.5	SK	5	1		1	9	37	7	1	12		2.5	39	12.1		
3	4.1	SK	15	3		18	21	2.8	6	1	1		2.0	25	10.5		
4	4.3	FK	11	20		4		2.6	6	7	6		2.5	18	20	14.3	
5	5.5	SK	15	2		1	2	6.2	1.5	1	5	8		9	30	15.0	
6	5.2	SK	16	1	3	5	1	8.5	5.5	5	15			1	3	18.1	
7	7.3	SK	12	5		3	2	4.8	2.5	5	1	2.3		9	3	12.7	
8	3.9	N	NE	2	1		5	2.3	3.0	5.9	7	10		3	5	12.7	
9	3.3	N	SSW					8	3.3		4.6	1	2.1			11.5	
10	5.5	SK	10	5	2	7	8	3.2	4	1.4	1	3.1		1.2	1.0	14.0	
11	7.0	SK	1			3		1.6	1.2	5		2.1		2	5	10	13
12	3.3	SK	5			2	7	1.2	3.0	5		1.3	7		9	3.1	11.2
全年	6.1		10.7	2.8	7	2	31	30.2	17.0	8.7	2.6	17.6	7	12.0	2.6	25.2	

中華民國三十三年五月最頻風向與天氣日數表

月份	N	NE	E	SE	S	SW	W	WN	WN	WN	WN	WN	C
1		1	1			6	8						
2			5			2	6						
3			2			3	10	1					
4		1	1			1	7		2				
5			2		1	1	2						
6			1				1						
7		1	4	1	2	1	6						
8		1	2	1			2	1					
9	1		2	1	3		1						
10			1	1		1	5						
11			1	1			4						
12			3	1			1						
總計	1	3	24	53	11	5	9	7	13	118	109	8	1

中華民國三十三年一月

Daily Values of Meteorology

日期 Date	氣壓 Pressure				溫度 Temperature				風速 Wind M.P.H.	濕度 Humidity %	雲量 Cloud %	日照 Sunshine %
	平均 Mean	最高 Max	最低 Min	較差 Range	平均 Mean	最高 Max	最低 Min	較差 Range				
1	75.19	77.63	73.52	4.11	7.5	15.0	0.7	14.3	1.2	5.47	69.0	
2	75.06	78.53	72.11	6.42	9.3	16.5	7.2	12.4	3.8	4.30	51.0	
3	75.52	75.44	72.25	3.19	7.1	11.5	4.4	7.0	0.2	5.78	76.0	
4	75.60	75.75	71.10	4.65	6.1	13.5	7.4	12.5	0.9	6.25	72.0	
5	72.26	72.43	71.10	1.33	8.2	13.4	5.0	8.11	4.2	6.47	80.0	
6	73.52	75.00	71.80	3.20	8.7	15.6	6.9	11.6	1.1	6.38	82.0	
7	74.48	75.98	72.80	3.18	8.6	15.1	6.5	11.9	1.2	6.22	75.0	
8	75.50	77.00	74.45	2.55	8.5	15.5	7.0	11.3	3.0	5.58	72.0	
9	76.43	75.83	72.53	3.30	8.6	14.9	6.3	11.4	3.0	5.51	63.0	
10	75.06	78.00	74.50	3.50	6.6	16.7	10.1	12.9	2.2	5.22	75.0	
11	72.20	72.77	76.06	3.86	0.4	1.8	-2.0	3.8	-5.1	4.91	97.0	
12	76.41	78.06	75.14	2.92	0.9	10.8	9.9	1.7	-0.5	5.49	85.0	
13	75.06	76.69	73.82	2.87	5.9	11.8	5.9	2.8	2.0	5.47	80.0	
14	75.16	76.24	74.35	1.89	7.5	13.2	5.7	10.6	2.1	5.67	74.0	
15	75.53	77.22	74.11	3.11	7.8	14.9	7.1	11.4	2.8	5.57	71.0	
16	74.85	76.45	73.76	2.69	7.3	12.2	4.9	9.0	2.4	5.57	74.0	
17	73.69	73.37	72.30	1.07	6.2	15.1	8.9	2.8	7.3	1.3	10.0	
18	73.82	75.37	75.43	1.85	5.1	12.3	7.2	12.8	1.5	4.49	71.0	
19	72.30	73.43	71.00	2.43	5.7	15.1	9.4	11.9	-0.7	3.16	58.0	
20	73.77	75.76	72.54	3.22	6.5	12.7	6.2	12.9	-0.2	4.18	59.0	
21	76.57	75.34	75.16	2.69	6.9	13.7	6.8	11.5	0.8	4.31	60.0	
22	76.22	77.89	75.02	2.87	5.1	11.4	6.3	11.2	1.2	5.45	81.0	
23	74.53	76.10	73.50	2.60	5.2	7.6	2.4	5.1	3.5	6.1	100.0	
24	74.02	74.72	73.13	1.59	5.6	17.7	12.1	12.2	0.5	4.91	74.0	
25	73.94	75.15	72.29	2.86	7.6	14.9	7.3	12.9	0.5	4.48	57.0	
26	72.91	74.15	70.82	3.33	7.6	13.8	6.2	11.2	1.6	5.15	66.0	
27	72.77	74.42	71.33	3.09	8.3	14.8	6.5	12.2	1.3	5.43	69.0	
28	72.85	73.73	71.25	2.48	8.1	12.8	4.7	8.2	2.6	5.52	71.0	
29	73.53	75.18	74.70	0.48	3.7	8.8	5.1	3.6	0.9	5.53	93.0	
30	72.02	74.16	71.61	2.55	5.0	7.1	2.1	1.2	5.9	6.54	100.0	
31	71.13	72.73	67.44	5.29	6.5	8.3	1.8	2.9	5.4	6.32	32.0	
1月 15	74.27	75.80	72.82	2.98	6.6	12.5	5.9	10.2	1.3	5.41	75.7	

逐日氣象平均要素表

Elements in the Month of January, 1943.

日期 Date	雨量 Precip. mm	日時 Temp. °C	最高氣溫 Maximum Temp.			最低氣溫 Minimum Temp.			風 Wind		降水量 Precip.		濕度 Humidity %	雜項 Miscellaneous Information
			最高 Max	最低 Min	較差 Range	風速 Wind Vel.	風向 Dir.	量 Amt.	時 Dur.					
C.	0-10	A	°C	°C	°C	°C	°C	mm	h	0-9	mm			
94	4.0	68	37.5	26.0	11.5	5.2	SSW			8.0	7.0	0 L		
107	0.0	98	37.6	27.0	10.6	11.3	SW			8.0	3.5	0 L		
94	0.7	99	36.6	23.6	13.0	5.2	E			8.0	3.5	0 L		
81	9.7	33	38.1	27.5	10.6	7.3	SSW			4.0	1.5	0 三		
96	5.0	85	37.3	24.0	13.3	12.0	SW			8.7	2.8	0		
113	1.0	94	37.2	26.0	11.2	8.7	SSW			8.1	3.3	0 L		
102	1.0	91	37.4	25.5	11.9	11.5	SSW			8.3	5.4	0 L 三		
98	2.3	38	39.0	26.1	12.9	11.1	SW			9.0	4.4	0 L		
102	1.7	101	33.1	23.5	9.6	12.0	SW			9.0	4.1	0 L		
92	0.1	102	36.9	25.7	11.2	11.2	SW			9.0	5.4	0 L 三		
07	10.0	0.0	—	—	—	7.3	NE	T		2.0	0.7	0 V 三		
13	2.1	4.9	38.0	27.5	10.5	8.3	SSW			5.7	2.1	0 三		
63	5.0	7.3	41.7	27.3	14.4	11.7	SW			8.7	3.0	0 三		
96	3.7	6.4	40.9	28.2	12.7	12.0	SW			8.7	3.1	0 三		
119	3.7	7.6	40.8	28.1	12.7	9.7	SW			6.0	4.7	0 三		
110	5.3	2.3	31.5	24.8	12.7	7.1	SW			8.0	3.7	0 L		
93	6.0	8.0	39.1	26.3	12.8	6.4	SSW	T		8.0	3.0	0 L 三		
115	2.0	10.0	36.5	23.5	13.0	6.0	SSW			8.7	3.8	0 L 三		
72	0.0	10.4	38.0	26.5	11.5	7.2	SSW			9.0	6.9	0 L 三		
87	0.0	10.3	39.4	27.1	12.3	7.5	SW			9.0	3.4	0 L		
103	0.8	10.4	40.1	27.0	13.1	6.6	SW			7.0	5.0	0 L 中		
66	8.0	3.0	39.0	24.0	14.7	7.0	SW			4.3	3.7	0 三		
53	10.0	0.1	—	—	—	10.6	SW			2.3	0.4	0 三		
99	0.6	10.4	35.7	23.2	11.5	10.3	SW			8.3	3.3	0 三		
110	0.3	10.4	38.9	26.1	12.8	9.1	SW			8.7	4.2	0 L		
90	2.7	9.9	37.3	25.1	12.2	9.9	SSW			8.3	5.4	0 L 三		
110	0.6	9.9	36.6	25.1	11.5	9.8	SSW			8.7	3.1	0 L		
98	5.3	8.3	39.5	28.0	11.5	10.6	SW			7.7	4.8	0 三		
43	9.7	1.2	—	—	—	10.1	ENE			3.0	1.0	0 L 三		
87	10.0	0.0	—	—	—	8.8	SSW			1.4	0.5	0 三		
72	2.0	0.0	—	—	—	11.0	SSW			0.6	4.3	0 三		
9.0	4.1	28.1	100.1	67.7	32.4	9.7	SW			12.4	15.5	113.6		

中華民國三十二年二月

日期	氣 壓				氣 溫				濕 度		
	平均	最高	最低	較差	平均	最高	最低	較差	相對	絕對	
	mm	mm	mm	mm	°C	°C	°C	°C	%	mm	
1	69.19	70.53	67.72	2.81	5.5	8.8	2.8	6.0	26	5.5	88.0
2	69.12	70.06	68.16	1.90	5.9	11.7	0.2	11.5	-0.5	5.6	60.0
3	70.01	71.43	68.27	2.86	5.5	11.6	0.2	11.2	0.4	5.9	59.0
4	69.61	70.35	68.53	1.82	6.1	12.8	0.5	12.3	-0.9	6.1	69.0
5	69.89	71.33	68.59	2.74	7.3	14.9	0.2	14.7	-0.6	4.6	67.0
6	71.79	72.98	70.20	2.78	7.0	14.4	-0.5	14.9	-2.3	4.9	65.0
7	70.65	71.00	70.51	0.49	-1.1	1.5	-3.0	4.5	-3.4	4.2	100.0
8	70.15	75.25	72.92	2.36	2.3	12.9	-1.0	16.7	-3.5	5.0	91.0
9	70.60	76.55	73.13	3.43	-0.5	2.5	-2.5	6.0	-3.8	4.5	100.0
10	70.94	75.57	73.65	1.92	3.2	3.6	0.1	3.5	-0.5	3.7	95.0
11	75.79	77.55	76.34	1.61	3.7	10.5	-0.5	11.0	-0.7	5.2	90.0
12	74.57	76.43	73.00	3.43	6.6	12.2	2.8	8.4	1.9	5.0	89.0
13	73.45	74.85	72.70	1.85	7.9	10.6	2.1	12.5	0.6	5.5	85.0
14	75.95	76.55	75.30	1.25	10.1	17.1	4.5	12.6	1.7	6.3	81.0
15	75.20	76.91	74.32	2.59	10.2	15.9	2.2	13.7	1.0	5.6	89.0
16	72.20	75.68	70.24	5.44	9.2	15.5	5.3	12.2	2.5	5.2	63.0
17	71.31	72.33	70.31	2.02	9.1	13.5	4.0	4.6	3.5	4.6	68.0
18	72.67	73.33	71.27	2.06	9.2	15.6	5.5	10.1	4.3	2.3	57.5
19	74.13	76.04	72.75	3.31	9.1	15.3	3.5	12.3	2.0	4.9	58.0
20	76.29	77.55	74.00	3.15	10.1	12.6	3.1	9.5	3.0	4.3	64.0
21	75.11	77.11	74.00	3.11	9.8	15.2	7.0	3.2	5.2	2.0	83.0
22	76.37	77.89	76.15	1.74	9.1	9.5	-1.5	9.0	-1.4	4.9	97.0
23	75.04	78.79	76.51	2.28	13	5.1	-0.9	6.0	-1.0	4.9	97.0
24	78.00	79.41	77.20	2.21	3.1	3.8	0.2	3.8	-0.2	3.7	94.0
25	77.15	78.33	76.17	2.16	2.9	9.2	0.6	2.6	-0.1	3.5	92.0
26	74.11	76.13	72.96	3.22	6.9	13.2	2.5	10.7	2.5	6.0	82.0
27	74.15	76.65	74.02	1.61	6.6	12.5	11.2	3.1	3.4	6.4	85.0
28	75.22	75.81	73.53	2.28	3.3	12.1	3.7	11.2	3.3	6.2	83.0
50天平均	73.26	75.17	72.65	2.52	6.0	11.3	1.5	10.3	0.7	5.3	76.4

中華民國三十三年三月

日期	氣 溫				氣 濕				風 速	風 向	
	平均	最高	最低	較差	平均	最高	最低	較差			
	mm	mm	mm	mm	%	%	%	%			
1	73.69	78.22	72.27	2.95	2.6	12.9	4.5	10.4	4.9	6.5	70.5
2	74.53	78.53	70.76	7.73	10.6	13.1	4.3	13.5	3.3	5.7	64.6
3	74.83	75.10	70.06	3.02	7.7	12.6	2.2	8.2	3.7	6.3	72.7
4	71.67	72.92	58.12	3.72	7.7	12.7	4.5	10.2	4.2	6.4	70.2
5	71.03	72.35	69.92	2.20	9.3	13.3	3.8	10.5	4.5	7.6	55.8
6	72.41	73.83	71.25	1.76	10.1	15.3	6.0	7.4	4.2	6.7	66.6
7	73.37	74.75	72.12	2.65	9.7	16.7	4.9	11.3	3.8	6.7	56.7
8	74.57	75.13	72.30	2.89	4.2	5.9	3.7	2.2	2.8	6.4	100.0
9	72.95	74.12	71.12	3.00	7.6	12.1	2.5	11.6	1.5	5.3	55.5
10	72.77	72.92	71.57	2.35	8.0	13.0	3.1	9.9	1.7	5.2	65.9
11	73.57	76.36	70.13	2.23	10.0	16.4	2.2	11.5	3.1	4.2	52.0
12	73.63	76.51	70.23	2.33	10.4	17.2	6.2	11.0	5.0	5.2	62.6
13	75.09	76.51	73.23	3.30	9.5	16.4	6.0	10.2	4.8	5.7	66.0
14	73.75	76.30	72.43	2.85	7.9	13.0	3.5	7.5	4.2	5.2	71.5
15	73.51	72.40	71.92	2.63	7.3	12.9	2.8	15.1	1.0	4.7	51.3
16	74.77	75.11	72.70	2.37	11.5	12.2	3.8	12.4	3.6	4.3	42.3
17	73.00	75.44	72.00	3.69	11.8	13.2	2.9	13.3	3.5	10.7	12.3
18	71.86	73.20	70.33	3.39	13.2	23.1	3.7	17.4	4.4	4.4	43.6
19	71.73	72.50	71.00	1.56	15.5	20.0	3.0	12.4	6.5	4.7	37.4
20	72.21	73.35	71.12	2.07	13.1	17.8	7.8	12.0	6.9	5.1	41.6
21	74.72	72.66	69.58	3.02	13.2	19.4	3.0	12.0	7.0	3.7	30.3
22	70.22	71.38	69.11	2.27	13.2	19.7	3.7	10.3	3.0	4.2	33.6
23	71.92	73.79	70.46	3.33	14.7	20.5	3.8	11.7	7.3	6.2	51.9
24	72.62	73.77	71.88	2.19	12.7	22.1	4.5	12.5	8.7	6.6	51.5
25	74.18	72.40	69.20	3.50	12.3	17.2	7.6	9.4	5.1	6.4	37.7
26	71.32	73.26	70.30	2.76	11.6	23.7	3.0	15.7	7.8	6.2	61.1
27	73.33	74.83	72.07	2.79	12.9	23.3	12.9	10.3	5.7	6.2	57.8
28	72.45	73.95	70.46	3.49	11.5	17.6	6.8	12.8	7.1	3.0	70.5
29	73.71	73.98	71.25	2.72	8.2	15.4	3.7	11.7	3.0	6.6	79.3
30	72.35	74.15	71.25	2.90	12.1	17.6	5.5	12.1	3.0	5.2	58.6
31	72.25	72.25	70.03	3.40	14.0	20.0	3.0	11.6	6.6	4.5	23.5
總計	72.76	74.05	71.31	2.76	10.8	17.2	6.0	11.2	4.8	5.9	61.2

逐日氣象平均要素表

日期	時分	方位	太陽熱力			風		降水量	能見度	雲量	雜項
			直射	散射	總量	平均	級數				
時分	時分	方位	度	度	度	級	mm	km	%		
15.1	4.8	7.1	216	288	12.5	13.3	SW	1.0	5.3	0.0	
16.1	1.6	10.8	119	58.2	3.7	7.3	SW	3.0	5.0	0.0	
16.2	3.0	2.3	104	28.5	11.6	10.9	SSW	5.2	5.5	0.0	
17.1	6.8	7.8	35.8	27.4	22.4	13.4	SW	7.2	3.7	0.0	
17.2	5.0	3.5	10.9	27.2	13.7	13.9	SSW	6.6	5.1	0.0	
17.3	9.1	10.2	43.7	36.7	13.2	15.0	SW	7.6	7.1	0.0	
17.4	2.2	10.3	17.0	28.5	13.5	11.2	SW	7.8	6.0	0.0	
17.5	10.0	0.0	—	—	—	7.5	ESE	0.0	1.3	0.0	
17.6	6.2	3.7	17.5	29.4	13.1	13.2	SW	3.2	5.0	0.0	
17.7	5.4	7.6	37.2	19.4	17.8	16.3	WSW	7.6	7.4	0.0	
17.8	3.4	8.4	4.4	31.0	13.6	12.6	SSW	7.4	7.3	0.0	
17.9	2.4	10.1	11.3	29.1	12.4	13.3	SW	7.5	9.7	0.0	
17.0	3.8	2.1	3.0	31.5	12.5	13.2	SW	7.8	8.6	0.0	
17.1	7.8	3.6	37.0	27.5	11.5	12.3	SW	3.6	5.8	0.0	
17.2	1.4	11.2	39.5	27.5	12.0	11.5	SW	7.4	7.7	0.0	
17.3	0.2	11.1	4.7	30.9	13.8	10.4	SW	8.4	12.3	0.0	
17.4	0.1	11.1	4.2	29.8	13.3	12.7	SW	8.0	14.7	0.0	
17.5	1.2	11.2	4.4	30.1	14.1	14.8	SW	11.1	13.9	0.0	
17.6	0.7	11.2	4.4	30.7	11.3	12.2	SSW	6.6	13.1	0.0	
17.7	2.0	10.3	4.3	15.6	13.4	11.5	SW	6.8	13.1	0.0	
17.8	1.5	10.4	4.6	30.1	13.6	14.7	SW	6.8	11.7	0.0	
17.9	2.6	11.0	4.2	30.0	12.4	13.5	SW	7.0	9.1	0.0	
17.0	3.6	10.7	4.4	31.5	13.1	16.3	SW	7.2	12.7	0.0	
17.1	4.4	7.4	4.8	30.1	13.1	15.4	WSW	7.0	11.4	0.0	
17.2	6.8	7.2	4.7	30.2	12.5	16.6	SW	0.2	7.6	0.0	
17.3	8.4	7.1	4.3	30.7	13.6	18.0	SW	7.8	8.2	0.0	
17.4	8.4	7.6	4.3	31.5	11.5	14.2	SW	7.2	9.9	0.0	
17.5	6.6	4.5	4.5	32.0	11.5	15.1	SSW	6.4	6.8	0.0	
17.6	3.6	6.4	3.8	27.4	12.1	14.2	ESE	1.4	6.8	0.0	
17.7	0.2	11.5	3.5	31.4	10.6	8.5	SSW	3.2	6.5	0.0	
17.8	2.4	11.4	2.6	32.7	7.1	11.2	SSW	7.4	9.7	0.0	
17.9	4.2	11.4	16.7	16.3	33.3	13.2	SW	4.7	6.4	7.1	

中華民國三十二年四月

日期	氣 壓				氣 溫				濕 度		
	平均	最高	最低	較差	平均	最高	最低	較差	草濕	濕度	
	mm	mm	mm	mm	°C	°C	°C	°C	°C	%	
1	72.64	73.77	70.60	3.17	14.2	23.0	3.7	16.3	2.0	59.5	54.0
2	72.20	73.00	70.38	2.62	14.4	24.9	9.1	11.8	7.4	81.6	69.0
3	72.72	74.00	70.33	3.67	14.2	18.8	9.6	9.2	10.3	67.2	57.0
4	72.10	73.20	71.23	1.97	15.0	19.7	3.5	10.9	9.0	52.0	42.0
5	73.40	74.22	72.70	1.52	15.5	22.0	10.0	12.6	10.5	50.7	39.0
6	73.69	75.03	72.21	3.82	15.9	22.3	10.5	12.0	9.0	84.0	68.0
7	73.02	81.10	73.34	5.76	6.7	13.7	3.4	7.3	6.6	61.2	30.0
8	73.05	81.10	74.01	5.49	5.0	13.6	3.4	9.2	32.5	37.0	60.0
9	72.85	73.00	71.27	1.73	11.6	24.0	2.0	20.0	3.4	63.3	52.0
10	72.30	73.41	71.19	2.22	12.2	24.7	9.3	15.2	8.4	67.7	52.0
11	73.73	74.00	72.37	3.13	8.5	21.3	0.0	21.3	10.2	71.5	86.0
12	74.66	76.43	72.77	3.66	10.7	17.5	5.2	12.3	6.3	77.1	81.0
13	72.68	73.35	71.26	2.09	14.8	24.2	9.1	7.2	8.0	66.9	56.0
14	73.47	73.78	72.36	1.42	15.3	26.3	10.6	13.7	3.3	77.2	60.0
15	73.76	74.50	72.37	2.13	14.3	25.7	10.6	15.1	9.3	84.3	54.0
16	73.36	74.23	72.12	2.11	14.1	24.0	9.6	10.4	8.0	65.1	56.0
17	72.83	73.46	71.36	2.10	13.7	23.3	3.7	10.8	7.5	66.3	59.0
18	73.79	74.33	72.69	1.64	14.6	21.1	8.3	12.8	7.0	63.3	56.0
19	74.25	76.25	74.47	1.78	10.7	13.6	8.7	6.7	8.0	36.1	87.0
20	74.96	73.30	73.73	0.57	13.3	14.4	7.7	11.5	10.6	80.7	72.0
21	76.70	72.33	76.63	1.40	13.3	2.3	10.7	10.7	10.0	75.3	63.0
22	73.43	73.97	74.33	0.34	15.6	26.2	9.7	16.3	9.0	84.3	64.0
23	73.92	73.73	73.33	0.40	16.7	24.4	9.3	13.1	10.2	60.2	43.0
24	73.37	73.26	74.10	0.83	17.2	23.2	11.7	11.3	10.2	64.6	45.0
25	74.98	73.73	73.10	0.63	16.7	21.7	8.3	17.2	9.7	61.2	47.0
26	71.70	74.23	70.33	3.90	16.1	26.8	9.0	17.3	10.2	53.2	43.0
27	72.73	73.19	71.42	1.77	17.3	24.8	10.3	12.0	9.5	69.5	47.0
28	72.70	73.37	74.14	0.77	17.5	23.4	13.3	15.2	11.4	71.3	43.0
29	74.23	73.21	71.91	1.30	18.6	23.7	7.2	23.7	11.9	70.0	45.0
30	73.41	73.90	72.71	1.19	18.6	29.3	11.9	17.4	11.9	65.4	47.0
總計	74.22	75.36	73.00	2.36	14.2	23.0	8.8	14.2	8.6	67.7	58.0

逐日氣象平均要素表

日期	時間	太陽輻射力			風		降水量		能見度	雲量	雜項	
		黑球	白球	板差	風速	風向	量	時數				
°C	0-10	°C	°C	°C	%	m.m.	h	0-9	m.m.			
163	2.8	10.0	4.40	3.25	17.5	14.5	SSW		6.0	6.2	☉ ☽	
157	3.8	10.0	4.56	3.81	4.5	14.5	SW		6.0	6.2	☉ ☽ ☼	
153	7.0	5.7	5.35	3.20	14.0	12.7	WSW		5.2	5.6	☉ ☽ ☼ ☽	
164	3.0	10.0	4.30	3.21	14.9	15.7	WSW		6.4	7.6	☉ ☽ ☼ ☽	
120	0.6	11.2	4.43	3.25	10.8	14.5	SSW		5.6	10.0	☉ ☽ ☼ ☽	
180	0.2	11.3	4.39	3.30	10.9	12.7	SSW		4.6	10.8	☉ ☽ ☼ ☽	
102	5.0	9.5	3.70	2.70	12.0	12.8	ENE		4.6	9.1	☉ ☽ ☼ ☽	
115	3.2	9.3	3.65	2.57	11.4	7.2	S		5.4	8.3	☉ ☽ ☼ ☽	
155	7.4	7.8	41.3	29.7	11.6	12.0	WSW		2.6	10.8	☉ ☽ ☼ ☽	
157	7.4	7.4	42.9	32.2	14.7	12.8	WSW		2.8	7.2	☉ ☽ ☼ ☽	
97	10.0	0.3				7.8	NE	4.7	7.2	5.0	1.1	☉ ☽ ☼ ☽
133	6.8	7.1	41.8	30.4	11.4	8.6	SSW	7.6	2.8	5.4	☉ ☽ ☼ ☽	
167	2.8	10.4	4.56	3.35	12.1	13.0	SW		8.0	6.1	☉ ☽ ☼ ☽	
168	3.2	11.8	44.8	34.2	10.6	13.1	SSW		7.4	8.3	☉ ☽ ☼ ☽	
153	3.2	10.3	50.7	33.0	1.7	11.6	SSW		7.2	7.5	☉ ☽ ☼ ☽	
158	4.2	11.4	41.5	32.5	13.0	11.7	SSW		8.0	8.1	☉ ☽ ☼ ☽	
163	3.2	8.8	46.0	35.1	12.4	2.8	SSW		7.4	9.8	☉ ☽ ☼ ☽	
173	2.4	11.9	25.6	34.1	12.5	8.6	S		7.2	8.0	☉ ☽ ☼ ☽	
105	3.0	4.5				7.9	SSW	4.4	6.0	4.2	2.7	☉ ☽ ☼ ☽
155	4.6	7.2	45.6	32.7	13.2	9.8	SSW		7.5	6.8	☉ ☽ ☼ ☽	
178	1.2	9.9	43.0	34.3	8.7	9.0	SSW		5.4	8.1	☉ ☽ ☼ ☽	
179	4.6	11.7	43.7	33.4	10.3	11.6	SW		5.0	12.6	☉ ☽ ☼ ☽	
173	7.2	11.2	45.7	34.4	11.3	10.1	SSW		5.4	10.8	☉ ☽ ☼ ☽	
184	6.2	10.9	46.0	32.3	13.2	8.7	SW		5.4	9.2	☉ ☽ ☼ ☽	
176	5.4	11.3	43.6	33.1	10.5	10.9	SW		6.4	10.3	☉ ☽ ☼ ☽	
185	4.0	10.1	43.7	32.2	17.5	13.8	SW		7.8	10.0	☉ ☽ ☼ ☽	
222	0.2	10.8	46.1	35.7	10.4	5.0	SSW		7.0	7.9	☉ ☽ ☼ ☽	
189	3.6	6.7	47.6	36.0	14.6	6.1	SSW		6.2	7.0	☉ ☽ ☼ ☽	
230	1.8	8.8	49.3	38.3	11.0	6.0	SSW		5.4	7.1	☉ ☽ ☼ ☽	
213	1.4	7.1	46.0	36.1	7.7	8.5	SSW		4.6	7.7	☉ ☽ ☼ ☽	
166	0.3	27.8	12.48	9.23	31.7	10.5	SSW	11.9	10.2	5.3	24.9	

中華民國三十二年五月

日期	氣 壓				氣 溫				草溫	濕 度	
	平均	最高	最低	較差	平均	最高	最低	較差		絕對	相對
	mmHg	mmHg	mmHg	mmHg	°C	°C	°C	°C		mm	%
1	75.44	74.60	72.94	2.36	18.0	28.8	12.9	15.9	14.5	7.14	48.0
2	74.81	75.46	74.02	1.04	18.9	30.8	13.1	17.7	14.5	6.81	43.0
3	74.48	75.85	72.66	3.19	18.7	29.5	13.8	15.7	14.3	8.76	58.0
4	75.10	76.40	73.74	2.46	15.6	28.6	13.9	14.7	14.5	9.56	72.0
5	76.97	77.42	75.22	2.20	8.7	16.0	7.0	9.0	6.5	8.32	97.0
6	78.25	77.58	74.76	3.77	11.7	22.5	6.9	15.6	6.8	8.89	87.0
7	76.46	77.10	75.29	3.14	14.2	25.2	10.9	14.3	10.2	9.49	77.0
8	76.61	77.41	73.50	3.91	16.5	27.3	11.1	16.2	9.6	9.07	67.0
9	73.24	74.37	73.42	0.95	18.5	29.1	12.8	16.3	10.9	8.53	57.0
10	73.52	74.45	72.32	2.33	17.2	30.2	13.5	16.7	11.7	8.43	53.0
11	72.34	73.02	71.01	2.01	14.9	30.1	13.7	16.4	12.3	7.40	46.0
12	71.75	72.81	70.79	4.18	17.4	29.9	13.5	16.2	12.6	8.14	49.0
13	71.07	72.64	69.18	3.46	18.6	27.2	13.8	15.4	12.3	8.31	54.0
14	71.60	71.59	69.58	2.01	17.0	27.6	12.7	16.7	12.0	8.44	53.0
15	72.05	72.98	71.10	1.88	17.5	31.0	13.7	17.7	12.3	7.05	44.0
16	72.66	72.09	71.21	2.82	19.8	30.9	14.6	16.4	12.5	7.31	44.0
17	71.18	72.80	70.16	2.84	19.1	30.9	13.1	17.8	11.6	7.59	43.0
18	72.29	72.97	72.08	1.71	14.3	25.7	10.9	14.8	10.4	8.16	73.0
19	74.60	75.43	73.23	2.21	13.4	23.7	8.0	15.7	8.0	8.21	72.0
20	73.71	75.13	72.49	2.64	15.2	25.9	11.8	14.7	10.6	10.51	82.0
21	72.07	73.95	70.90	3.05	17.9	27.7	13.2	14.5	12.9	9.92	67.0
22	71.18	72.82	70.56	1.86	18.8	25.2	13.2	14.4	12.5	9.32	61.0
23	72.00	73.87	70.26	3.61	17.4	30.0	14.3	15.5	14.1	10.77	63.0
24	71.93	72.81	71.64	1.77	17.6	27.5	15.2	12.3	14.0	11.30	72.0
25	71.76	72.60	71.50	3.40	15.8	33.3	13.6	9.5	12.6	12.04	88.0
26	71.57	72.78	71.00	1.78	15.9	28.4	14.2	11.2	14.2	11.97	89.0
27	73.40	72.59	72.63	1.76	14.2	24.5	11.9	12.6	11.1	9.38	77.0
28	73.93	74.92	73.43	1.87	10.2	18.5	6.5	12.0	6.5	8.62	93.0
29	73.21	74.58	72.12	2.46	13.7	23.4	10.8	12.6	10.1	10.84	93.0
30	73.40	74.83	72.00	2.83	16.1	24.0	11.2	15.8	11.1	10.53	78.0
31	72.83	73.93	71.63	2.25	18.1	24.0	12.8	11.2	12.0	10.07	67.0
平均	73.28	74.51	72.08	2.43	16.7	26.8	12.3	14.6	11.2	7.03	67.0

逐日氣象平均要素表

日次	雨量	日時 候數	太陽熱力			濕度		降水 量	能見 距離	雲量	方位	高度	雜質
			黑球	白球	乾差	相對	絕對						
°C	0-10	h.	°C	°C	°C	%	mm	h.	0-9	mm			
201	1.0	9.9	46.0	34.8	11.2	13.1	SW		3.2	10.4	0	三	
223	4.0	10.5	42.2	32.7	10.5	4.6	SW		6.8	5.4	0	三	
226	2.2	9.3	47.3	32.0	15.3	7.5	SSW		8.0	9.0	0	三	
195	4.4	7.1	42.5	31.0	16.3	9.1	ENE		4.8	4.9	0	三	
97	10.0					8.5	NE	2.8	1.7	3.2	0	三	
150	7.0	3.8	43.5	30.4	13.5	2.0	SSE	1.3	0.3	5.8	2.3	0	三
181	6.0	6.6	46.5	32.8	12.5	5.5	SSW		8.0	7.2	0	三	
127	3.0	10.4	46.3	33.8	12.5	7.7	SSW		8.2	7.0	0	三	
206	0.6	11.4	46.4	34.2	12.2	11.5	SSW		8.2	8.5	0	三	
239	2.0	11.1	48.1	37.1	11.0	7.2	SW		6.8	9.4	0	三	
220	3.2	10.8	41.7	35.3	10.4	11.2	SSW		7.2	10.8	0	三	
202	2.2	8.7	47.1	34.2	9.7	6.7	SSW		5.6	13.5	0	三	
211	2.4	9.8	48.1	37.7	10.9	11.7	SSW		5.2	7.4	0	三	
216	6.6	11.3	47.2	32.0	14.8	11.5	SW		7.8	13.8	0	三	
227	0.0	11.0	48.3	37.3	11.0	8.7	SSW		7.2	9.0	0	三	
223	1.0	11.2	48.3	37.7	11.1	7.8	SW		7.2	15.3	0	三	
221	1.4	11.7	48.1	32.0	15.7	10.2	SW		7.6	9.0	0	三	
190	6.4	3.5	46.5	33.2	11.3	6.2	NE	1.0	0.5	7.2	5.2	0	三
173	9.4	7.4	42.2	33.7	12.0	3.3	ENE	2.8	1.7	7.0	3.3	0	三
126	3.2	4.0	43.7	32.2	11.5	6.5	SSW	5.1	1.2	4.8	3.6	0	三
197	7.8	6.0	42.2	34.4	13.2	8.3	SSW		7.0	6.3	0	三	
203	8.2	10.4	50.4	43.8	10.7	8.2	SSW		6.8	10.3	0	三	
214	3.4	10.7	44.8	36.4	11.4	7.8	SSW		7.8	7.2	0	三	
194	9.8	2.9	42.3	35.5	12.3	7.5	SSW	0.3	0.1	9.0	3.1	0	三
167	10.0	1.0	46.5	31.7	14.6	10.5	SW	1.2	0.7	7.2	3.2	0	三
170	2.4	3.1	44.2	32.7	11.5	7.9	SSW	3.1	1.4	5.2	2.4	0	三
177	10.0	3.5	45.5	33.6	11.7	4.4	ENE		8.0	3.4	0	三	
178	10.0					3.2	ENE		6.2	1.1	0	三	
163	7.8	3.2	40.7	29.8	10.9	3.7	ENE	12.2	3.8	4.0	5.1	0	三
213	3.8	8.7	44.5	35.1	11.1	6.5	SSE		6.2	6.8	0	三	
224	4.0	5.2	53.0	40.6	12.4	4.6	SSW		8.0	7.2	0	三	
195	5.5	22.05	48.05	40.95	3.47	7.6	SSW	3.58	16.0	6.7	22.56	0	三

中華民國三十三年六月

日期	氣 壓				氣 溫				風 速		
	平均	最高	最低	較差	平均	最高	最低	較差	絕對	相對	
	mm.Hg	mm.Hg	mm.Hg	mm.Hg	°C.	°C.	°C.	°C.	m.m.	%	
1	73.00	74.17	71.30	2.87	17.7	22.2	15.5	13.7	15.8	11.28	77.0
2	72.16	73.50	70.83	2.67	19.4	23.2	15.5	13.7	15.9	12.33	75.0
3	73.53	74.73	72.69	2.24	16.6	22.4	13.5	14.9	12.6	11.51	85.0
4	73.72	74.73	73.69	2.24	16.2	23.0	11.3	11.7	11.0	10.75	71.0
5	73.76	74.53	72.97	1.56	13.3	22.1	20.0	12.1	9.8	10.63	45.8
6	72.78	73.67	71.60	2.07	15.6	22.9	12.9	11.3	12.9	11.65	88.0
7	72.91	73.63	71.89	1.74	16.0	22.1	11.5	10.6	13.2	11.78	90.0
8	72.66	73.77	71.70	2.07	16.4	23.8	10.3	15.3	11.0	9.71	71.0
9	72.22	73.27	71.82	1.45	17.9	27.3	13.7	14.9	13.0	9.27	66.0
10	73.64	75.01	72.46	1.55	17.3	25.8	13.3	12.5	12.5	10.66	73.0
11	74.13	75.04	72.97	2.07	18.5	25.8	14.7	13.1	12.5	11.14	70.0
12	74.52	75.01	73.67	1.32	15.8	24.0	13.1	10.4	12.8	11.75	90.0
13	73.29	74.77	72.10	2.67	14.7	22.1	13.3	8.8	12.6	11.93	95.0
14	72.36	72.92	71.23	1.69	13.8	23.9	17.0	9.9	12.8	12.51	93.0
15	71.96	72.71	70.32	2.39	16.2	24.5	14.6	9.9	14.6	12.72	86.0
16	71.62	72.61	70.51	2.10	17.7	26.7	13.5	13.2	13.1	11.94	77.0
17	70.89	71.63	69.22	2.41	18.3	27.8	14.8	13.0	13.8	12.30	71.0
18	70.23	70.97	69.27	1.70	18.4	27.4	15.9	12.2	14.2	11.93	77.0
19	70.34	71.16	69.10	2.06	18.9	27.3	15.3	13.0	12.5	11.83	71.0
20	71.27	72.12	70.86	1.26	17.7	21.9	7.8	11.2	11.52	10.00	100.0
21	71.54	71.75	70.94	1.01	16.0	20.3	12.7	7.6	11.8	11.66	92.0
22	71.03	71.53	70.09	1.44	16.3	23.8	14.5	9.3	14.0	13.10	91.0
23	70.73	71.74	69.79	1.95	17.8	25.7	15.0	10.7	13.0	13.27	71.0
24	70.57	71.30	69.33	1.97	17.5	26.0	14.5	11.5	11.0	12.53	84.0
25	70.28	70.79	69.40	1.39	17.8	23.1	14.6	13.5	13.0	11.99	75.0
26	71.03	72.05	70.53	1.52	18.1	26.2	13.5	10.9	14.0	13.17	83.0
27	71.13	72.01	70.22	1.79	17.4	26.0	15.7	10.3	11.9	13.36	91.0
28	70.66	71.37	69.23	1.94	13.6	22.7	14.0	8.7	14.0	12.94	82.0
29	71.55	72.27	70.63	2.24	10.7	21.2	12.8	8.4	12.1	12.21	99.0
30	72.57	73.23	71.81	1.42	16.2	24.6	12.8	9.8	12.0	12.94	94.0
總計	72.12	73.84	71.10	1.91	16.5	25.2	13.7	11.6	13.2	11.71	85.0

逐日氣象平均彙集表

日期	日平均			日最高			日最低			風向	風速	雲量	濕度	視程	其他
	氣溫	氣溫	氣溫	氣溫	氣溫	氣溫	氣溫	氣溫							
138	8.6	3.0	47.9	36.5	11.7	5.0	SSW	1.1	0.3	8.6	4.8	0	△		
139	8.2	14.0	48.1	36.8	9.6	8.8	SSW	1.1	0.3	8.8	4.8	0	△		
140	8.2	5.2	48.0	38.0	12.0	6.5	ENE	4.3	0.3	6.8	5.9	0	△		
180	10.0	0.0	48.0	38.0	12.0	5.0	ENE	7.3	3.5	4.0	2.2	0	△		
169	7.8	0.0	47.5	37.7	10.8	4.5	ENE	2.2	0.6	4.4	0.7	0	△		
184	9.6	0.5	42.5	39.1	3.2	3.2	SE	0.4	0.3	6.2	1.5	0	△		
208	8.6	6.4	42.5	39.0	3.3	4.7	E	4.0	7.2	4.8	5.2	0	△		
211	9.8	12.6	44.5	34.1	8.2	3.4	ESP	7.6	4.8	7.6	4.8	0	△		
23-0	3.2	12.1	44.1	34.1	10.0	2.5	ENE	7.0	6.3	7.0	6.3	0	△		
202	9.0	4.1	44.7	33.7	10.8	2.5	SSW	7.4	5.4	7.4	5.4	0	△		
9-21	7.0	7.1	44.2	34.6	7.8	5.9	SSW	7.6	5.4	7.6	5.4	0	△		
171	7.8	0.0	47.0	35.8	13.2	2.1	SE	8.8	2.7	5.6	1.9	0	△		
158	10.0	0.3	47.0	35.8	13.2	3.9	SSW	8.0	0.5	2.2	0.8	0	△		
189	9.6	2.6	47.1	36.2	12.9	4.9	SSW	7.3	3.7	3.6	1.4	0	△		
170	9.8	5.0	46.9	36.3	12.6	7.6	SSW	7.2	1.2	5.6	1.8	0	△		
179	7.8	7.7	47.2	35.3	13.7	8.0	SSW	8.2	4.5	8.2	4.5	0	△		
203	10.0	8.6	47.2	36.5	12.7	11.6	SW	7.0	6.3	7.0	6.3	0	△		
181	9.0	9.7	47.2	36.3	12.9	13.4	SW	8.6	6.3	8.6	6.3	0	△		
207	10.0	11.0	47.2	36.4	12.8	12.6	SW	8.6	6.4	8.6	6.4	0	△		
143	10.0	1.0	47.2	36.4	12.8	4.5	NE	21.5	12.5	4.8	0.8	0	△		
128	10.0	0.0	47.2	36.4	12.8	4.2	ENE	22.3	12.5	1.6	0.0	0	△		
182	9.6	0.7	47.1	36.4	12.7	3.4	SSW	8.8	7.9	4.4	0.5	0	△		
183	9.4	11.0	47.0	36.2	12.8	9.7	SSW	2.6	1.0	3.8	4.6	0	△		
185	9.8	4.3	47.3	37.0	11.9	12.7	SSW	8.6	6.6	6.6	4.9	0	△		
207	8.2	12.8	47.2	36.4	12.8	13.6	SSW	8.6	7.2	8.6	7.2	0	△		
204	10.0	0.1	47.2	36.1	13.1	3.9	SSW	6.8	2.3	5.8	3.9	0	△		
178	10.0	1.3	47.8	36.5	12.3	4.3	SSW	10.6	3.1	5.8	3.9	0	△		
182	10.0	1.0	47.8	36.5	12.3	1.2	ENE	6.6	7.7	3.2	0.5	0	△		
182	10.0	1.0	47.8	36.5	12.3	2.6	NE	4.6	7.3	1.0	0.0	0	△		
171	10.0	1.3	47.3	36.4	12.7	7.2	SSW	3.5	7.8	4.2	7.1	0	△		
183	8.8	12.2	47.2	36.5	12.3	6.2	SSW	27.7	26.8	5.7	10.8	0	△		

中華民國三十二年七月

日期	氣 壓				氣 溫				露 溫		濕 度	
	平均	最高	最低	較差	平均	最高	最低	較差	露溫	絕對	相對	
	mmHg	mmHg	mmHg	mmHg	°C	°C	°C	°C	°C	mm	%	
1	72.63	73.71	71.87	18.4	16.3	19.0	12.0	5.0	14.3	11.60	82.0	
2	73.81	74.73	72.67	21.8	18.8	20.1	15.5	4.6	15.0	13.04	77.0	
3	73.23	74.17	72.63	17.6	16.1	20.0	13.9	10.1	13.4	13.16	76.0	
4	72.88	73.87	70.73	21.1	17.5	26.0	12.5	11.5	13.5	12.63	86.0	
5	71.92	73.26	70.60	26.6	18.7	22.3	13.5	7.0	14.0	12.81	74.0	
6	72.17	72.73	71.60	11.3	17.4	22.5	12.5	10.0	12.4	12.10	81.0	
7	72.02	72.73	71.30	14.3	17.1	26.2	12.3	11.7	14.3	13.32	72.0	
8	72.37	73.27	71.21	20.8	17.5	26.5	15.0	11.5	14.6	13.43	87.0	
9	72.74	73.57	71.84	17.3	17.2	25.8	14.0	11.8	14.0	11.97	17.0	
10	73.43	73.59	71.70	18.9	18.1	22.7	12.9	8.7	11.6	11.17	73.0	
11	72.91	73.80	71.17	26.3	19.2	24.0	14.5	14.5	12.0	10.84	66.0	
12	73.34	74.39	72.38	22.1	19.0	24.1	14.5	9.6	14.3	11.74	75.0	
13	72.94	73.80	71.62	21.8	17.8	26.8	15.5	11.3	12.5	12.67	84.0	
14	72.90	72.86	70.62	24.4	16.8	23.2	15.3	6.7	13.0	12.32	88.0	
15	72.56	74.61	72.27	23.4	14.8	18.6	13.4	5.2	15.6	12.43	78.0	
16	72.20	73.70	69.57	44.3	15.6	22.0	12.1	7.9	12.5	11.22	65.0	
17	72.37	73.87	71.24	26.3	16.1	21.5	15.0	6.5	14.0	10.70	74.0	
18	72.76	74.49	71.34	23.5	14.5	17.9	12.0	5.9	11.5	10.15	85.0	
19	73.49	75.93	71.17	48.2	15.0	21.0	10.0	11.0	11.2	10.72	84.0	
20	73.60	74.21	72.56	16.6	18.2	23.4	17.0	11.4	11.2	11.07	72.0	
21	73.30	74.11	72.17	13.8	15.4	21.5	12.8	8.7	11.0	10.84	83.0	
22	72.92	73.68	71.94	17.2	15.7	17.5	12.9	4.6	12.2	12.61	73.0	
23	72.53	73.37	71.65	19.7	17.1	22.7	13.4	9.3	13.4	11.18	81.0	
24	73.16	74.49	72.32	21.7	18.8	23.8	12.8	11.0	15.5	11.51	76.0	
25	73.75	74.36	72.51	18.5	18.2	22.0	13.9	8.1	14.5	11.78	77.0	
26	73.26	74.80	71.76	28.4	19.8	25.0	14.8	10.2	11.6	12.24	73.0	
27	73.53	74.32	72.49	13.3	19.1	25.2	16.3	8.6	15.5	13.26	87.0	
28	72.77	73.50	71.15	17.5	20.1	25.2	15.1	10.1	13.6	11.52	67.0	
29	72.85	73.81	71.75	20.6	19.2	25.6	16.3	9.3	14.5	12.07	75.0	
30	72.53	74.06	71.42	24.4	17.9	23.8	14.4	9.2	15.0	12.20	81.0	
31	72.72	73.51	70.70	32.7	17.0	22.1	15.1	7.6	14.4	12.77	83.0	
總計	72.78	73.89	71.63	22.6	17.3	23.1	14.1	9.0	13.4	11.76	82.0	

逐日氣象平均要素表

日期	雲量	日時 照數	太陽輻射			風向	風速	降水量		能見 度	濕度	雜項
			黑球	白球	較差			mm	in			
°C	0-10	A	°C	°C	%		mm	in	0-9	mm		
17.6	92	2.1			08.0	SSW	1.6	0.4	6.2	2.0	●三△	
17.8	10.0	2.1			2.5	SSW	3.7	4.3	5.4	0.6	●三T	
17.4	10.0	0.9	59.3	36.4	12.9	SSW	34.8	9.5	4.2	1.4	●三	
20.1	9.0	0.8	49.2	36.5	12.7	SSW			6.6	5.0	●三	
17.6	8.8	1.1			2.9	S	9.5	4.2	3.0	0.5	●三T	
22.0	7.0	2.6	32.8	26.5	6.3	ENE	33.5	6.1	4.8	1.2	●三T	
22.6	8.8	4.4	47.0	33.7	13.3	ENE	1.8	1.5	4.8	2.7	●三T	
21.8	7.8	3.8	25.6	34.2	11.0	NE			7.6	4.3	●△	
15.7	6.2	9.3	25.3	34.0	11.1	ENE	6.1	1.2	7.8	5.6	●△	
24.5	5.6	10.9	51.4	47.1	4.3	SSE	7.6		7.4	5.2	●	
15.7	4.0	11.8	46.2	36.0	10.2	ESE			7.4	4.0	●△	
25.7	4.4	12.8	53.0	42.0	11.0	NNE	3.9		6.0	3.0	●三T	
21.9	8.8	12.8	50.8	43.2	11.3	SSE	1.4	2.1	6.2	4.0	●T	
20.8	9.4	1.4	43.6	36.7	6.9	SSW	10.2	2.0	4.8	2.6	●三T	
17.4	10.0				3.0	SSW	10.9	3.7	4.2		●三	
20.0	7.8	6.0	45.6	35.3	10.1	NE			7.4	3.6	●	
21.1	5.8	7.6	47.0	38.1	8.9	NE	1.4		6.6	3.7	●	
17.8	5.0	1.6	43.3	37.0	6.3	NE	2.0		6.4	2.2	●	
17.8	5.2	1.6	43.0	37.9	5.1	NE	3.0	0.7	6.8	1.8	●△	
23.4	3.8	1.5	49.7	33.6	16.1	ENE	2.5		3.4	4.8	●△	
18.7	19.0	2.1			7.4	NE	0.8	1.6	6.0		●△	
18.9	9.8	1.2			0.9	NNE	3.0	1.2	5.4		●三△	
21.6	3.8		46.5	37.5	7.0	NE	0.9		7.4	5.7	●三△	
23.7	2.0		43.4	34.5	9.1	ENE	2.0		8.0	4.5	●△	
22.3	7.0		45.8	31.1	14.4	ENE	7.5		5.8	5.3	●三△	
23.5	3.0		48.5	37.6	10.9	SE			7.8	5.6	●三△	
24.6	2.0		51.1	29.7	21.4	SSW	1.5	0.2	7.0	5.2	●三T	
24.0	3.0		48.0	26.5	21.5	SSW			8.2	6.0	●△	
23.5	3.6		45.6	34.7	10.9	SSW	1.7		7.8	5.1	●△	
20.8	9.0		47.8	34.7	13.1	SSW	1.7		8.4	6.5	●△	
18.8	9.4		44.5	34.3	10.2	SSW	2.4	0.4	5.8	2.0	●△	
21.2	7.3	7.2	117.1	97.0	27.1	SSW	17.8	37.7	6.4	10.6	6.6	

中華民國三十三年八月

日期	氣 壓				氣 溫				華溫	濕 度	
	平均	最高	最低	較差	平均	最高	最低	較差	°C	絕對	相對
	mmHg	mmHg	mmHg	mmHg	°C	°C	°C	°C	°C	mm	%
1	716.2	727.0	695.1	26.3	16.7	24.0	14.5	9.5	17.5	13.20	92.0
2	715.5	725.7	700.6	14.1	16.9	21.2	14.5	6.7	14.5	13.05	92.0
3	718.5	728.7	706.3	13.6	16.3	20.0	13.6	6.4	13.6	12.52	92.0
4	714.2	727.0	702.6	13.4	16.7	21.3	12.5	8.8	12.0	12.77	90.0
5	717.6	723.2	703.1	17.1	16.4	20.5	14.5	6.0	13.6	12.73	92.0
6	719.0	727.1	712.4	14.7	15.8	21.0	13.9	7.1	13.5	12.07	90.0
7	720.1	727.0	712.0	15.0	15.0	22.0	15.0	7.0	15.0	13.35	91.0
8	722.6	743.0	716.0	27.0	17.0	25.0	14.2	9.8	13.2	12.67	91.0
9	722.8	727.7	718.6	11.3	14.9	19.2	13.0	6.2	12.0	12.12	93.0
10	733.6	732.8	712.9	21.9	12.6	16.4	11.5	4.9	17.4	10.77	97.0
11	726.8	739.6	715.6	24.0	15.0	18.7	11.6	7.1	11.5	11.76	90.0
12	725.5	740.6	710.8	29.8	15.6	21.4	13.6	7.8	13.0	12.82	90.0
13	723.7	738.7	717.7	21.0	15.8	20.3	13.3	6.7	12.5	12.71	92.0
14	731.1	747.7	724.4	23.3	17.6	22.0	14.5	7.5	13.6	13.41	87.0
15	733.5	742.6	723.5	20.7	17.2	22.4	13.0	9.4	11.3	12.42	83.0
16	734.3	743.3	720.1	23.2	18.1	24.0	14.1	9.9	12.6	12.02	78.0
17	722.2	734.7	711.2	23.7	17.2	21.7	14.6	4.1	12.0	12.62	82.0
18	715.8	723.2	710.2	21.8	15.9	17.6	12.8	4.8	12.4	13.23	92.0
19	720.1	722.3	715.3	11.2	15.1	18.0	13.0	6.0	12.5	12.63	79.0
20	737.0	733.4	713.8	11.6	15.3	17.7	13.0	6.7	12.5	12.22	72.0
21	740.9	749.8	730.1	29.7	15.2	19.0	13.5	6.5	12.6	11.49	87.0
22	743.7	752.7	733.0	19.7	15.3	18.6	14.0	5.6	11.5	11.75	88.0
23	739.9	746.5	732.7	20.8	15.4	20.9	12.9	7.1	12.4	12.27	90.0
24	743.8	753.0	731.4	16.0	14.6	16.6	13.0	5.6	12.5	11.82	93.0
25	743.1	753.6	737.6	13.0	15.2	18.5	13.0	5.5	12.4	11.76	93.0
26	740.6	748.3	731.2	17.1	16.2	20.0	13.0	7.0	12.5	12.09	83.0
27	742.1	750.1	733.0	14.1	15.9	18.5	13.5	5.0	12.4	12.09	92.0
28	743.7	750.7	732.7	16.3	14.0	18.6	12.7	5.9	11.6	11.88	97.0
29	744.3	757.0	730.3	27.7	12.3	16.0	10.6	3.4	9.5	10.27	100.0
30	742.8	753.5	740.8	13.0	13.2	17.0	11.9	5.1	10.5	11.48	94.0
31	749.2	769.4	749.5	19.9	16.7	19.0	12.2	6.6	12.7	11.67	88.0
平均	730.3	740.5	720.4	20.1	15.8	20.0	13.2	6.7	12.6	12.23	92.0

逐日氣象平均要素表

日期	雨量	日時 數	大陽鏡			原		降雨量		風		雲	濕度	視程	其他
			黑球	白球	變量	方位	高度	量	時數	級	時數				
C.	0-10	H.	C.	C.	C.	°	m	m	mm	mm	mm				
200	9.8					21	SW	22.2	4.9	3.0	6.0	6.0	6.0	6.0	6.0
198	9.6	2.8	472	35.8	15.4	7.4	ENE	13.7	5.5	5.5	6.0	6.0	6.0	6.0	6.0
198	10.0		452	35.1	10.1	2.4	WF	8.7	1.8	1.8	6.0	6.0	6.0	6.0	6.0
218	8.6	2.4	463	37.4	8.9	2.4	ENE	19.6	4.1	4.1	6.0	6.0	6.0	6.0	6.0
208	9.2	1.3	421	31.1	11.0	2.4	ENE	8.3	2.3	2.3	5.0	5.0	5.0	5.0	5.0
138	7.6	6.1	32.0	28.2	8.8	4.6	ENE	70.2	4.7	4.7	7.8	7.8	7.8	7.8	7.8
206	8.0	3.7	42.5	36.6	9.7	7.9	E				6.4	6.4	6.4	6.4	6.4
212	7.6	2.9	47.6	36.2	13.4	3.1	ENE	3.2	3.4	3.4	6.4	6.4	6.4	6.4	6.4
177	10.0					3.0	SW	25.8	8.9	8.9	6.8	6.8	6.8	6.8	6.8
146	10.0					3.3	ENE	25.9	13.7	13.7	0.0	0.0	0.0	0.0	0.0
177	9.8	1.1				7.9	ENE	3.8	2.2	2.2	6.8	6.8	6.8	6.8	6.8
189	9.2	1.6	47.9	35.0	12.5	4.5	NE	8.9	1.7	1.7	2.6	2.6	2.6	2.6	2.6
199	7.8	3.0	43.1	35.5	12.6	4.2	ENE	2.6	1.3	1.3	2.8	2.8	2.8	2.8	2.8
281	7.2	6.7	50.0	35.5	14.8	1.4	S	2.1	0.3	0.3	6.8	6.8	6.8	6.8	6.8
210	5.4	5.0	28.0	35.5	12.5	1.3	E				8.3	8.3	8.3	8.3	8.3
205	5.0	9.0	45.5	34.0	9.5	1.7	SSW				8.4	8.4	8.4	8.4	8.4
193	9.6	3.3	47.5	34.2	12.3	1.7	SSW	0.9	0.4	0.4	7.8	7.8	7.8	7.8	7.8
193	9.8		49.7	34.6	11.1	1.0	SSW	73.7	3.0	3.0	6.2	6.2	6.2	6.2	6.2
173	10.0					1.6	ENE	27.6	7.7	7.7	7.0	7.0	7.0	7.0	7.0
191	8.8	2.9	47.1	33.5	8.6	4.2	ENE	5.6	1.5	1.5	6.8	6.8	6.8	6.8	6.8
193	3.4	2.3	47.6	32.2	10.4	2.6	ENE	0.3	0.1	0.1	6.8	6.8	6.8	6.8	6.8
183	5.4	4.8	43.4	34.5	6.4	1.6	WSW				3.4	3.4	3.4	3.4	3.4
174	9.8		42.6	37.5	7.1	2.5	SSW	0.4	0.1	0.1	6.8	6.8	6.8	6.8	6.8
166	9.8		41.6	34.2	5.2	4.1	SW	4.3	1.7	1.7	5.4	5.4	5.4	5.4	5.4
161	9.8	1.2	45.1	38.6	6.8	4.0	SSW	3.2	1.5	1.5	4.4	4.4	4.4	4.4	4.4
169	8.0		50.1	39.2	10.9	2.9	SW				6.8	6.8	6.8	6.8	6.8
166	9.8	3.8				2.5	SW	6.8	1.3	1.3	4.0	4.0	4.0	4.0	4.0
151	10.0					4.8	NNE	23.7	4.7	4.7	4.0	4.0	4.0	4.0	4.0
140	14.0					3.0	ENE	17.8	5.0	5.0	4.0	4.0	4.0	4.0	4.0
170	9.6					3.7	S	6.5	2.6	2.6	3.9	3.9	3.9	3.9	3.9
189	7.6		48.6	37.7	3.9	2.4	SSW	6.0	3.1	3.1	6.2	6.2	6.2	6.2	6.2
187	8.9	6.6	42.5	77.1	22.9	3.2	ENE	28.2	8.9	8.9	6.2	6.2	6.2	6.2	6.2

中華民國三十二年九月

日期	氣 壓				氣 溫				風 速		
	平均	最高	最低	較差	平均	最高	最低	較差	絕對	相對	
	mmHg	mmHg	mmHg	mm	°C	°C	°C	°C	°C	%	
1	75.58	76.75	74.65	2.32	16.6	20.0	13.1	6.9	11.0	117.6	84.0
2	75.10	75.75	74.40	1.75	16.5	21.0	13.5	7.5	12.0	124.5	89.0
3	74.57	75.35	73.82	1.83	16.9	22.4	13.4	9.0	12.7	128.9	83.0
4	74.53	75.23	73.45	2.05	15.5	20.0	16.2	3.8	17.2	126.7	81.0
5	73.93	74.67	73.23	1.39	13.2	19.5	13.0	7.5	9.7	103.8	85.0
6	73.61	74.56	72.53	2.03	15.4	21.5	11.0	10.5	10.0	116.0	89.0
7	72.78	74.57	73.45	3.12	14.2	18.9	9.6	5.3	10.5	124.5	100.0
8	72.03	73.75	73.67	3.06	10.1	13.8	7.6	6.2	8.7	92.9	100.0
9	74.22	75.87	74.99	2.88	13.5	16.0	10.5	5.5	8.6	103.6	100.0
10	75.08	75.29	74.74	0.75	12.2	13.4	9.6	3.8	11.2	102.0	96.0
11	75.20	76.26	74.99	1.27	9.9	16.8	8.5	8.3	8.2	91.6	100.0
12	74.85	75.69	73.27	2.40	12.7	19.2	9.7	9.5	10.2	111.8	100.0
13	74.70	75.53	73.67	1.66	12.6	18.6	8.5	10.1	9.2	98.5	91.0
14	73.16	75.66	74.33	1.33	14.1	17.5	11.0	6.5	10.2	107.7	95.0
15	73.27	74.02	72.99	1.33	14.1	17.8	11.0	6.8	10.5	114.2	95.0
16	74.58	75.36	73.51	1.85	15.2	18.0	15.0	5.0	11.2	121.1	95.0
17	74.26	74.76	73.77	1.97	15.6	19.4	12.5	6.9	11.0	120.2	91.0
18	73.96	74.61	72.70	1.91	16.8	21.5	12.5	9.0	11.2	111.7	95.0
19	73.77	75.12	72.64	2.48	17.1	21.2	13.0	9.4	11.0	111.2	95.0
20	74.77	75.77	73.64	2.13	17.4	22.0	14.5	7.5	12.5	120.9	92.0
21	73.73	76.07	73.86	2.18	16.5	21.5	13.7	7.8	11.0	116.5	83.0
22	74.07	75.53	73.20	2.35	15.7	22.0	13.5	6.5	10.8	123.1	95.0
23	73.87	74.35	73.45	1.2	16.4	19.5	13.7	5.8	12.0	113.8	85.0
24	74.31	75.18	73.31	1.87	15.9	21.2	13.0	8.2	12.0	119.6	89.0
25	73.00	76.16	74.25	1.90	15.2	19.4	13.8	5.6	12.5	116.5	83.0
26	74.43	75.35	73.51	1.84	15.5	19.4	13.8	5.6	11.6	121.2	92.0
27	74.87	75.73	74.06	1.67	13.5	18.5	11.0	7.5	12.0	112.0	96.0
28	75.32	76.53	74.53	2.00	11.4	18.4	9.2	9.2	8.6	102.0	99.0
29	75.39	76.23	74.23	2.50	14.1	16.2	9.7	6.5	3.1	110.1	92.0
30	74.28	75.26	76.70	1.56	11.8	15.0	10.5	4.5	8.4	97.5	94.0
總計	74.95	75.90	73.90	2.00	14.5	19.0	11.7	7.3	10.4	112.0	91.0

逐日氣象平均要素表

日期	雨量	日照數	太陽輻射			風		降水量		能見度	雜項	
			黑球	白球	較差	種類	方向	量	時數			
°C	0-10	A	°C	°C	°C	%	mm	h	0-9	mm		
19.6	7.0	6.3	460	323	12.7	12.0	SSW		7.0	3.5	● 三 ()	
20.8	8.4	2.0	495	360	13.5	12.4	ENE	7.0	1.1	5.8	2.7	● 三
22.8	8.4	5.1	455	358	10.0	6.1	SE			6.0	7.3	● 三
20.5	8.4	4.6	440	340	10.0	4.0	ENE			7.8	4.4	● 三
15.1	9.6					3.5	ENE	2.2	1.7	5.0		● T
22.0	6.6	3.2	260	340	12.0	5.5	NE			7.0	3.2	● 三 ()
15.3	10.0					7.8	NE	13.5	4.8	3.4		● 三
11.5	10.0					8.6	NE	6.0	6.9	0.0		● 三
17.3	10.0	2.1	410	27.0	12.0	1.0	N			7.2	1.2	● 三
15.7	10.0					4.7	S	20.7	3.8	3.0	1.4	● 三 ()
12.0	10.0					4.5	ENE	1.3	1.4	0.0		● 三 ()
10.0	10.0					2.4	S	3.3	3.3	0.6		● 三 ()
15.0	9.2					4.8	ENE	10.2	2.4	5.8	1.9	● 三 ()
13.1	9.2		478	362	11.6	4.0	ENE			3.0	2.0	● 三 ()
16.6	10.0					2.2	SSE	0.9	0.6	3.2	2.5	● 三
18.0	9.6					3.7	SW	18.3	1.5	5.6	1.2	●
19.6	6.2	1.1	483	325	15.8	5.2	E	3.6	1.5	7.0	2.6	●
23.3	3.6	9.6	482	328	9.4	5.0	NE			8.4	3.8	●
23.7	3.8	10.2	463	338	13.0	2.3	ENE			7.2	3.4	● 三 ()
22.0	6.2	8.1	483	326	15.9	3.0	ESE	0.6	0.2	7.0	4.6	● 三 ()
22.1	5.6	9.0	468	343	12.5	3.8	SE			8.4	5.2	● ()
18.5	8.2	11.9				3.1	S	1.7	0.6	5.8	2.4	● ()
19.6	9.4		466	35.7	12.9	2.8	W			8.0	2.1	●
21.5	7.0		45.7	32.9	12.8	2.9	ENE			7.2	4.3	● ()
16.0	9.6		482	358	12.8	7.5	SSW	1.9	0.7	7.6	5.7	●
15.7	10.0		415	35.1	9.4	7.7	SW			5.8	2.7	● 三 ()
15.6	10.0	0.5				2.2	NE	6.1	3.1	3.1	1.0	● 三
13.2	10.0	0.8				2.0	FNE	8.5	9.3	0.0		● 三
16.4	8.8	3.5	338	27.6	9.2	3.2	S	5.5	0.8	7.8	1.3	●
12.3	7.6	1.2	43.1	35.5	7.6	4.0	SE			5.6	2.1	● 三 ()
17.9	8.3	72.0	619.3	60.6	212.1	11.3	ENE	10.7.1	47.7	5.0	72.6	

中華民國三十二年十月

日期	氣 溫				氣 濕				草 溫		濕 度	
	平均	最高	最低	較差	平均	最高	最低	較差	草溫	絕對	相對	
	mm	mm	mm	m.m.	°C	°C	°C	°C	°C	m.m.	%	
1	73.40	119.15	77.27	1.87	9.8	13.4	7.6	5.8	8.2	9.10	77.0	
2	73.57	117.61	78.22	1.49	8.6	14.6	6.2	8.6	5.7	8.13	78.0	
3	77.86	128.83	76.37	1.60	8.9	11.3	6.0	5.3	5.9	8.17	76.0	
4	77.46	128.88	78.03	1.85	10.7	15.6	7.0	8.4	6.0	8.45	72.0	
5	76.63	117.60	78.62	2.04	10.6	13.6	8.2	7.4	8.2	7.05	79.0	
6	76.53	117.62	78.61	1.66	12.7	18.7	8.8	7.9	7.8	7.77	80.0	
7	72.62	122.55	76.62	1.49	12.2	17.4	9.5	7.9	8.0	8.88	83.0	
8	72.28	123.35	75.32	2.73	12.7	17.4	8.4	11.0	8.8	9.38	86.0	
9	76.78	127.28	78.90	1.82	15.0	21.8	7.6	14.2	7.2	9.77	78.0	
10	75.37	126.3	78.83	1.68	14.5	24.6	10.4	10.2	9.4	10.33	85.0	
11	75.68	126.66	78.83	2.03	15.0	22.0	11.8	8.2	9.7	10.38	80.0	
12	76.28	127.15	78.83	1.58	15.0	20.8	11.6	9.2	10.3	10.76	86.0	
13	76.43	127.73	78.20	2.32	14.3	18.8	11.4	7.2	8.7	10.38	80.0	
14	75.33	125.53	78.20	2.63	13.8	17.0	11.4	5.6	9.3	10.82	72.0	
15	74.91	125.77	78.81	2.16	13.0	18.8	10.5	7.8	9.2	10.11	82.0	
16	74.52	125.3	78.23	2.73	14.3	20.4	13.4	6.6	8.2	8.47	71.0	
17	74.12	124.91	78.83	1.06	15.3	23.7	10.3	9.9	8.4	9.05	78.0	
18	74.93	126.16	78.12	2.02	14.9	20.2	10.6	9.6	9.6	9.23	77.0	
19	74.33	125.34	73.71	1.63	13.8	20.6	12.0	8.0	10.15	9.42	74.0	
20	75.37	126.28	78.53	1.73	14.8	20.0	10.8	9.7	8.5	9.18	74.0	
21	74.0	125.7	78.32	1.95	16.3	22.0	11.2	8.8	8.9	9.48	74.0	
22	74.77	125.77	78.07	1.98	15.7	20.2	11.4	8.8	8.4	8.63	72.0	
23	72.25	126.06	78.66	1.60	14.8	20.5	11.0	9.6	7.6	8.13	67.0	
24	75.77	127.77	78.67	2.10	14.0	20.8	10.4	10.2	7.2	8.37	70.0	
25	76.13	127.77	78.75	1.72	14.3	20.0	10.6	9.4	6.5	8.84	72.0	
26	76.28	127.2	78.53	2.13	14.4	20.0	11.0	8.2	8.2	9.46	81.0	
27	77.47	128.76	78.58	0.88	15.3	19.2	10.2	9.2	7.6	9.23	82.0	
28	77.87	128.16	78.77	0.28	15.8	18.8	11.2	7.6	4.5	6.77	68.0	
29	77.27	128.3	78.20	0.39	13.3	20.0	9.0	12.0	6.2	4.99	55.0	
30	76.38	127.52	78.82	2.68	14.0	21.0	12.0	12.0	9.1	6.33	58.0	
31	75.59	128.63	76.62	1.96	12.7	21.2	10.8	9.4	8.2	9.11	72.0	
10月	76.32	127.77	78.73	1.35	15.3	19.7	10.7	9.0	8.0	9.50	75.0	

逐日氣象平均要素表

日期	雲量	日時 照數	太陽熱力			風		降水量		能見 度	濕度		雜項
			黑球 °C	白球 °C	較差 °C	和風 %	風向	量 mm	時數 h		0-9 mm	mm	
18-6	10-0					5.7	ENE			2.4			☉ 三
18-9	10-0					6.2	ENE	0.5	0.2	4.4	1.0		☉ 三 三
18-7	10-0					3.9	ENE	1.2	1.3	3.6	0.5		☉ 三
16-2	9.4	1.9				3.7	E	1.1	1.3	5.8	2.6		☉ ●
14-7	9.3					1.1	S	0.5	0.0	7.4	1.6		☉ ●
14-4	9.2	1.2				2.7	S			7.7	2.1		☉ Δ
13-5	6.0	7.9	45.5	34.2	11.3	5.1	E			6.6	3.7		☉ 三 Δ
17-0	2.4	7.2	45.6	34.4	11.2	2.1	SSW			6.0	6.2		☉ 三 ②
13-8	1.3	10.6	46.1	34.6	11.5	3.3	SSW			8.0	5.9		☉ Δ
16-1	6.3	2.1	42.2	35.2	7.0	4.4	SSW			7.5	5.7		☉ Δ
17-1	3.4	8.6	42.0	30.5	10.5	6.4	SW			7.4	3.7		☉ 三 Δ
15-5	7.2	8.3	42.0	30.9	10.6	5.9	SSW			6.3	4.6		☉ 三 Δ T 4
16-3	7.3	6.5	37.3	28.7	8.6	6.1	SW			8.2	4.4		☉ Δ 4
14-4	7.3	3.8				5.2	SSW	0.3	0.2	6.6	3.1		☉ 三 Δ
11-7	9.4		36.8	27.8	9.4	7.6	SW	3.8	2.1	6.2	2.6		☉ 三 Δ
16-2	0.6	10.0	45.7	34.3	9.2	7.0	SW			8.8	5.4		☉ Δ
15-6	1.1	5.3	43.1	32.6	10.5	6.3	SW			9.0	5.2		☉ Δ 4
17-5	6.6	6.2	37.4	23.4	9.0	2.9	SSW			7.9	3.7		☉ Δ
17-2	5.2	7.1	45.1	34.6	14.5	4.9	SW			8.0	6.2		☉ 三 Δ
17-8	3.9	7.3	37.6	27.6	8.0	2.7	SW			7.8	4.6		☉ Δ
16-4	2.5	3.7	42.1	31.4	7.7	6.6	SSW			7.5	2.0		☉ Δ 7
16-5	1.5	10.6	42.8	30.7	12.1	6.7	SW			8.8	2.8		☉ Δ
16-2	2.6	7.5	36.5	27.6	8.9	4.8	SW			9.0	2.1		☉ Δ
17-0	3.5	9.6	40.6	31.2	9.2	3.7	SW			8.3	2.2		☉ Δ
15-2	3.6	2.9	38.6	30.2	8.4	2.1	SSW			7.8	4.7		☉ Δ
16-7	4.3	8.6	36.9	28.8	8.1	3.5	SW			7.3	3.2		☉ Δ
17-7	6.3	5.4	38.1	28.6	7.6	4.6	ENE			6.3	4.4		☉ 三
18-7	2.0	4.0	37.6	28.5	9.1	3.9	NE			9.4	4.2		☉ Δ
18-0	2.7	10.5	42.5	29.3	13.7	2.7	SE			8.8	2.9		☉ Δ
17-1	1.8	10.8	32.0	31.2	10.8	1.7	SW			9.4	6.6		☉ Δ
17-5	3.3		42.4	31.6	10.8	2.1	SE	0.1	0.6	8.3	3.6		☉
16-4	5.5	17.4	71.4	42.2	24.7	4.5	SW	2.5	6.3	7.4	17.1		

中華民國三十二年十一月

日期	氣 壓				氣 溫				濕 度		
	平均	最高	最低	較差	平均	最高	最低	較差	絕對	相對	
	mm	mm	mm	mm	°C	°C	°C	°C	°C	%	
1	72.18	77.52	77.33	2.19	10.9	17.2	7.6	9.6	6.2	77.1	10.00
2	76.20	77.32	74.98	2.34	12.9	18.2	10.0	8.2	9.0	101.7	9.53
3	76.71	76.41	74.88	0.43	13.3	18.4	11.2	7.2	8.3	97.6	8.90
4	76.71	75.18	73.71	1.47	14.0	18.5	11.0	7.1	9.0	94.9	8.10
5	75.75	76.63	75.05	1.60	14.2	20.2	12.8	7.4	9.3	100.0	8.50
6	75.40	76.28	74.57	1.71	13.7	16.6	12.2	6.4	10.5	109.24	9.23
7	76.74	75.00	73.95	1.05	13.5	15.2	12.2	3.2	10.4	111.2	9.46
8	76.66	75.65	73.73	1.90	13.9	18.0	11.6	6.4	9.8	97.5	8.50
9	75.54	76.58	74.61	1.97	11.3	16.8	9.0	7.8	6.5	82.1	88.0
10	75.77	77.23	74.95	2.28	10.0	15.8	6.2	9.6	5.0	78.8	85.0
11	76.10	78.77	75.80	2.97	10.2	15.5	6.4	9.1	2.8	74.1	82.0
12	76.37	77.77	75.37	2.40	11.5	16.0	7.8	8.2	3.0	75.2	79.0
13	74.60	75.92	73.37	2.55	12.0	17.2	8.5	8.7	6.7	76.3	75.0
14	76.44	75.58	73.96	1.62	12.1	20.2	7.8	12.4	5.2	77.0	76.0
15	73.92	75.32	72.96	2.36	12.1	17.8	7.8	10.0	3.5	76.2	75.0
16	71.34	72.78	70.57	2.21	11.9	16.0	6.6	12.4	5.6	63.8	65.0
17	73.38	75.01	71.81	3.20	10.4	16.5	7.8	8.7	3.0	67.5	75.0
18	75.68	76.58	73.22	3.30	5.8	12.6	4.8	7.8	2.7	68.8	100.0
19	76.19	75.79	74.61	1.18	3.3	12.2	2.5	9.7	3.2	58.2	100.0
20	73.11	74.08	72.07	1.61	0.3	3.2	-2.2	3.7	2.6	4.99	93.0
21	77.35	78.08	75.78	2.30	1.1	3.6	-2.0	-5.6	-2.2	5.13	100.0
22	77.23	79.26	76.98	2.28	2.6	5.6	-0.2	3.8	-1.2	5.36	92.0
23	75.80	76.97	74.68	2.31	5.1	9.9	2.2	7.1	2.0	6.50	97.0
24	75.78	76.76	74.71	2.05	4.5	6.8	3.0	3.8	2.1	6.28	100.0
25	75.80	77.27	74.93	2.31	6.4	12.5	3.6	8.9	2.0	6.77	94.0
26	75.24	76.37	74.23	2.14	7.9	13.0	3.6	9.6	3.0	7.21	92.0
27	76.50	76.66	75.10	1.56	8.3	16.2	6.6	9.6	2.0	7.12	85.0
28	76.20	76.38	74.20	2.18	7.6	13.8	6.0	7.8	3.0	7.21	93.0
29	77.18	78.29	76.98	1.31	7.2	12.0	4.5	7.5	3.7	7.18	94.0
30	76.62	77.10	75.89	1.21	8.7	14.2	6.3	7.9	4.4	7.04	85.0
總計	75.60	76.80	74.72	2.08	9.3	14.4	6.5	7.9	4.8	7.74	88.0

逐日氣象平均要素表

日期	時間	太陽熱力		風		雲量	能見度	濕度	雜項	
		黑球	白球	較差	初速					終速
C.	0-10	H	C.	C.	C.	mm	H	0-9	mm	
12-1	10.0									
15-2	8.0		32.5	26.5	6.0	ENE	173	9.7	0	● 晴
16-0	7.5		32.5	29.8	2.7	SW	09	0.1	0.5	● 晴
18-6	5.5	9.2	37.0	28.6	8.4	SW			6.5	● 晴
15-8	7.5	9.7	37.4	29.0	8.4	SW			6.8	● 晴
									7.5	● 晴
14-3	10.0		32.2	26.7	5.5	SW	06	0.2	6.0	● 晴
14-6	9.8				4.8	SW	22	0.3	3.5	● 晴
15-5	5.0	8.9	32.2	28.6	3.6	SW			6.8	● 晴
18-0	4.8		32.8	29.2	3.6	ENE			6.5	● 晴
14-1	7.5	6.7	37.6	28.8	8.8	SW			6.3	● 晴
13-3	4.5	9.2	32.2	28.7	3.5	SW			7.3	○ 晴
13-9	6.4	9.5	32.4	28.0	4.4	SW			7.8	○ 晴
14-3	4.1	6.8	33.8	28.0	5.8	SW			6.8	○ 晴
14-6	1.3	9.7	37.0	28.0	9.0	SW			8.3	○ 晴
13-2	1.6	4.0	37.4	28.2	9.2	SW			7.5	○ 晴
14-2	0	11.3	36.5	28.0	8.5	SW			8.8	○ 晴
16-8	0.3	11.5	36.6	28.6	8.0	ENE			8.0	○ 晴
7-0	10.0				0.6	ENE	33	3.1	0	● 晴
5-1	10.0				0.6	ENE	20	3.8	0	● 晴
0-6	10.0				0.6	NE	36	2.3	3.8	● 晴
2-9	10.0				0.2	NE	7	0.8	0	● 晴
3-6	10.0				0.2	NE	10	0.5	0	● 晴
6-9	9.5				0.2	NE	11	0.5	1.1	● 晴
8-6	7.0		35.6	3.12	0.2	SW	03	0.2	0.5	● 晴
8-7	10.0				0.2	SW	03	0.2	0.5	● 晴
8-6	5.0				0.2	SW	11	0.5	0.5	● 晴
9-5	7.5	5.8	31.2	26.5	4.7	SW	8	1.4	0.5	● 晴
9-3	5.5	3.0			0.2	SW	10	0.5	0.5	● 晴
9-0	9.8	1.0			0.2	SW	12	1.5	0.3	● 晴
9-5	8.6	6.9	27.8	1.1	0.2	SW	09	0.9	0.9	● 晴
11-4	7.0	13.0	36.7	3.52	0.2	SW	42	3.7	3.7	● 晴

中華民國三十二年十二月

日期	氣 壓				氣 溫				草 溫		濕 度		
	平均	最高	最低	較差	平均	最高	最低	較差			絕對	相對	
	mm	mm	mm	mm	°C	°C	°C	°C	°C	mm	%		
1	754.0	762.0	747.1	1.69	9.3	15.0	6.2	8.8	4.7	6.54	72.0		
2	754.6	767.6	746.2	2.14	9.7	17.0	4.5	12.5	4.0	5.57	63.0		
3	759.0	777.9	753.9	2.20	4.5	10.7	3.8	7.9	3.4	5.07	89.0		
4	756.5	773.7	748.0	2.97	3.8	7.6	0.2	7.4	-1.1	5.40	91.0		
5	759.7	766.1	753.3	1.28	6.2	12.6	3.2	9.4	2.6	6.30	91.0		
6	755.2	780.7	760.3	1.74	6.3	11.6	0.2	11.4	-2.0	5.28	75.0		
7	757.4	785.8	760.3	3.35	3.7	12.0	4.0	13.0	-1.7	4.70	68.0		
8	755.1	784.3	766.0	1.83	3.9	9.7	3.5	6.2	1.6	5.22	75.0		
9	759.0	789.9	775.0	1.69	6.7	13.6	1.8	11.8	-1.8	3.94	82.0		
10	755.0	815.3	783.8	3.15	3.5	13.5	0.8	12.7	-2.4	3.79	72.0		
11	753.6	784.8	771.8	2.25	3.2	11.0	1.0	10.0	-3.8	4.33	67.0		
12	753.8	783.7	765.9	1.70	4.6	12.0	-0.4	12.4	-0.8	5.14	68.0		
13	751.6	782.0	761.1	2.39	4.7	16.0	6.0	10.0	-0.2	4.43	75.0		
14	753.2	767.9	753.6	2.65	7.0	15.0	1.4	13.6	3.0	5.48	76.0		
15	763.5	776.7	758.2	2.85	7.3	15.2	2.2	13.0	-0.5	5.47	74.0		
16	768.2	776.0	763.2	1.38	7.1	12.4	3.3	9.1	1.2	5.70	77.0		
17	765.0	783.8	771.1	1.77	7.8	13.7	5.2	8.5	3.6	5.73	74.0		
18	789.2	798.1	783.0	2.51	6.2	13.8	2.0	11.8	-0.7	5.35	73.0		
19	783.1	775.3	763.5	2.13	7.4	13.8	4.0	9.8	2.4	6.48	81.0		
20	766.9	773.2	758.0	1.43	3.4	15.4	4.4	11.0	1.8	6.42	76.0		
21	747.4	758.4	743.3	2.29	7.8	15.0	3.6	11.2	0.8	5.89	76.0		
22	731.2	738.8	728.5	1.00	9.7	17.3	3.8	13.5	1.7	4.43	53.0		
23	747.2	753.3	740.4	1.29	13.4	14.7	3.3	13.7	3.0	5.33	34.0		
24	744.3	748.1	738.4	1.28	8.9	16.3	4.8	11.5	0.7	6.21	70.0		
25	737.4	746.9	728.8	1.67	7.9	13.2	3.6	12.6	3.2	5.63	74.0		
26	740.5	744.8	737.5	1.73	2.6	13.8	4.2	9.6	2.6	5.73	75.0		
27	736.8	745.0	733.6	1.18	7.1	14.7	3.3	10.9	1.2	5.88	81.9		
28	759.2	762.7	752.0	2.09	7.0	13.0	3.9	12.1	5.2	5.42	73.0		
29	759.2	762.7	752.0	2.09	7.0	13.0	3.9	12.1	5.2	5.42	73.0		
30	759.2	762.7	752.0	2.09	7.0	13.0	3.9	12.1	5.2	5.42	73.0		
31	753.0	764.7	744.3	2.26	7.4	13.8	0.3	13.5	0.8	5.47	74.0		
合計	762.4	773.2	763.4	1.78	7.1	14.0	3.0	11.4	0.8	5.46	74.4		

逐日氣象平均要素表

時間	雲量	可視距離	太陽熱力			風		降水量		能見度	濕度	雜項
			黑球	白球	乾差	利風	風向	mm	mm			
°C	0-10	h	°C	°C	°C	階		mm	mm	0-9	mm	
10.5	5.5	6.3	3.65	2.52	7.4	6.7	SW			5.5	4.0	☉ ☼ ☽ ☿
12.0	2.3	10.3	3.47	2.56	7.1	7.0	SW			8.3	4.5	☉ ☽ ☿
6.8	9.5		3.56	2.71	8.5	7.5	ENE			6.8	1.9	☉ ☽ ☿
5.7	10.0					2.7	ENE			4.3	1.0	☉ ☽ ☿
6.3	10.0	1.9				6.3	SW			5.3	1.4	☉ ☽ ☿
11.7	4.3	8.0	3.48	2.57	7.1	3.4	ENE			6.0	4.6	☉ ☽
7.4	5.5	4.8	3.67	2.64	9.1	2.7	SW			6.3	4.1	☉ ☽
7.4	10.0		3.54	2.65	8.7	2.9	SE			5.0	2.2	☉ ☽ ☿
11.2	0.3	9.2	3.57	2.67	10.8	2.9	S			6.0	2.6	☉ ☽ ☿ ☼
9.0	0.1	9.7	3.57	2.57	12.5	3.3	E			5.8	2.7	☉ ☽ ☿
9.0	0	10.4	3.52	2.64	9.8	2.2	S			6.5	3.0	☉ ☽ ☿
9.5	0	9.6	3.50	2.55	8.5	3.6	SSW			6.3	5.2	☉ ☽ ☿ ☼
7.0	2.8	9.7	3.60	2.67	7.5	7.2	SSW			4.5	4.5	☉ ☽ ☿ ☼
10.2	0.8	10.1	3.28	2.64	4.2	5.2	SSW			6.0	4.2	☉ ☽ ☿ ☼
9.7	0.4	10.2	3.58	2.65	7.3	6.5	SW			6.8	2.8	☉ ☽ ☿
2.9	4.7	5.4	3.38	2.42	9.6	6.2	SSW			6.3	4.1	☉ ☽ ☿
9.7	9.0	4.2	3.48	2.57	9.1	3.0	SW			8.0	3.9	☉ ☽ ☿
9.7	2.0	9.0	3.48	2.52	9.6	1.2	ENE			6.3	2.2	☉ ☽ ☿ ☼
9.0	7.8	6.5	3.66	2.68	7.8	7.6	SW			4.0	2.7	☉ ☽ ☿ ☼ ☽
13.1	0.5	8.0	3.58	2.85	7.5	2.5	SW			6.8	2.3	☉ ☽ ☿ ☼
8.9	0.0	10.0	3.70	2.67	10.5	6.6	SW			7.5	3.6	☉ ☽ ☿
10.5	0	10.1	3.88	2.68	12.0	7.6	SW			8.8	4.8	☉ ☽ ☿
13.1	0	7.5	3.79	2.58	10.1	7.7	SSW			7.0	4.9	☉ ☽ ☿ ☼
11.8	0.3	9.7	3.68	2.60	8.8	6.5	SSW			7.5	3.7	☉ ☽ ☿ ☼
10.1	3.0	8.6	3.68	2.64	9.4	8.5	SSW			7.3	3.8	☉ ☽ ☿ ☼
10.1	5.3	8.5	3.72	2.66	12.6	9.2	SSW			7.5	3.9	☉ ☽ ☿
4.3	10.3	8.1	3.57	2.59	13.5	9.5	SSW			7.0	4.0	☉ ☽ ☿ ☼
9.3	5.5	8.5	4.55	3.29	5.4	7.0	SW			2.5	2.6	☉ ☽ ☿
7.0	5.5	7.1	3.72	2.67	12.3	5.2	SW			7.0	3.5	☉ ☽ ☿ ☼
8.5	3.4	5.8	4.06	2.78	10.8	7.7	SSW			6.8	4.6	☉ ☽ ☿ ☼
7.4	7.5	9.7	3.65	2.69	11.6	6.7	SW			6.8	4.2	☉ ☽ ☿ ☼
9.5	3.8	22.9	10.87	7.70	27.1	5.5	SW	0.0	0.0	6.5	107.5	

中華民國三十二年十二月

日期	氣 壓				氣 溫				單 濕		濕 度	
	平均	最高	最低	較差	平均	最高	最低	較差	單	濕	絕對	相對
	mm	mm	mm	mm	°C	°C	°C	°C	°C	°C	mm	%
1	752.0	762.0	740.7	1.69	9.3	15.0	6.2	8.8	4.7	65.2	7.0	77.0
2	752.0	767.6	746.8	2.14	9.7	17.0	4.5	12.5	4.0	53.7	6.0	63.0
3	747.0	777.9	753.9	2.20	4.5	10.7	2.8	7.9	3.4	56.7	8.0	89.0
4	747.5	793.7	762.0	3.97	3.8	7.6	0.8	7.4	-1.1	54.0	9.0	91.0
5	752.1	766.1	753.8	1.28	6.2	12.6	3.2	9.4	2.6	61.0	9.0	94.0
6	752.2	780.7	768.3	1.72	6.3	11.6	0.2	11.2	-2.0	52.8	7.0	75.0
7	751.4	781.1	753.3	3.35	5.7	12.0	2.0	13.0	2.7	47.0	6.0	68.0
8	753.6	786.3	766.0	1.83	5.4	9.7	3.5	6.2	1.6	52.2	7.0	73.0
9	759.0	787.9	773.0	1.69	6.7	13.0	1.8	11.8	-1.8	59.4	8.0	82.0
10	745.8	815.3	783.8	3.25	5.5	12.8	0.8	12.7	-2.4	47.4	7.0	72.0
11	751.6	786.8	774.6	3.25	5.2	11.0	1.0	10.4	-3.8	43.3	6.0	67.0
12	753.6	787.7	775.9	1.70	4.6	12.0	-0.4	12.4	2.8	51.4	6.0	65.0
13	761.6	782.0	764.1	2.59	4.7	15.0	6.0	12.0	2.2	42.3	7.0	75.0
14	763.2	787.7	763.6	2.65	7.0	15.0	2.2	13.6	3.0	52.8	7.0	74.0
15	763.0	787.7	768.2	2.88	7.5	15.0	2.2	15.0	0.0	54.7	7.0	74.0
16	768.2	776.0	763.2	1.21	7.1	12.4	3.3	9.1	1.2	57.0	7.0	77.0
17	772.0	787.1	771.1	1.77	7.8	13.0	5.2	10.5	3.4	57.8	7.0	78.0
18	782.0	798.1	773.0	3.51	6.9	13.0	2.0	10.8	-0.2	53.8	7.0	73.0
19	782.2	775.3	763.5	2.78	7.2	13.8	2.0	9.8	2.4	60.8	8.0	81.0
20	782.2	775.2	758.0	1.43	8.4	15.4	4.4	11.0	0.8	60.2	7.0	76.0
21	782.2	775.2	758.0	1.43	8.4	15.4	4.4	11.0	0.8	60.2	7.0	76.0
22	782.2	775.2	758.0	1.43	8.4	15.4	4.4	11.0	0.8	60.2	7.0	76.0
23	782.2	775.2	758.0	1.43	8.4	15.4	4.4	11.0	0.8	60.2	7.0	76.0
24	782.2	775.2	758.0	1.43	8.4	15.4	4.4	11.0	0.8	60.2	7.0	76.0
25	782.2	775.2	758.0	1.43	8.4	15.4	4.4	11.0	0.8	60.2	7.0	76.0
26	782.2	775.2	758.0	1.43	8.4	15.4	4.4	11.0	0.8	60.2	7.0	76.0
27	782.2	775.2	758.0	1.43	8.4	15.4	4.4	11.0	0.8	60.2	7.0	76.0
28	782.2	775.2	758.0	1.43	8.4	15.4	4.4	11.0	0.8	60.2	7.0	76.0
29	782.2	775.2	758.0	1.43	8.4	15.4	4.4	11.0	0.8	60.2	7.0	76.0
30	782.2	775.2	758.0	1.43	8.4	15.4	4.4	11.0	0.8	60.2	7.0	76.0
31	782.2	775.2	758.0	1.43	8.4	15.4	4.4	11.0	0.8	60.2	7.0	76.0
合計	762.0	782.2	768.4	1.69	7.6	14.2	3.8	11.2	2.8	54.6	7.0	76.0

逐日氣象平均要素表

日期	雲量	日照 時數	太陽熱力			風		降水量		能見 度	濕度	雜項
			黑球	白球	較差	平均	風向	量	時數			
°C.	0-10	h.	°C.	°C.	°C.	°C.		mm.	h.	0-9	mm.	
10.8	5.5	6.3	34.6	27.7	7.4	6.7	SW			5.5	6.0	☉ ☉ ☉ ☉ ☉
12.0	2.7	10.3	34.7	25.6	9.1	7.0	SW			8.3	4.5	☉ ☉ ☉ ☉ ☉
6.8	7.5		35.6	27.1	8.5	7.5	ESE			4.8	1.7	☉ ☉ ☉ ☉ ☉
5.9	10.0					2.7	ESE			4.3	1.0	☉ ☉ ☉ ☉ ☉
6.3	10.0	1.7				4.3	SW			5.3	1.4	☉ ☉ ☉ ☉ ☉
11.7	4.3	8.0	34.8	25.7	7.1	3.4	ENE			6.0	4.6	☉ ☉ ☉ ☉ ☉
7.9	5.5	4.8	34.7	25.6	9.1	2.7	SW			6.3	4.1	☉ ☉ ☉ ☉ ☉
7.2	10.0		35.4	26.5	8.9	2.9	SE			5.0	2.2	☉ ☉ ☉ ☉ ☉
11.2	7.5	9.2	35.7	24.7	10.8	2.9	S			6.0	2.6	☉ ☉ ☉ ☉ ☉
9.0	0.1	9.7	37.2	25.7	12.5	5.3	E			5.8	2.7	☉ ☉ ☉ ☉ ☉
9.5	0	10.0	39.2	25.4	9.8	2.2	S			6.5	3.0	☉ ☉ ☉ ☉ ☉
9.4	0	9.6	36.0	27.5	8.5	3.6	SSW			6.3	5.2	☉ ☉ ☉ ☉ ☉
7.0	2.8	9.9	36.4	26.9	9.5	7.2	SSW			6.5	4.5	☉ ☉ ☉ ☉ ☉
10.2	0.8	10.1	32.8	28.6	4.2	5.2	SSW			6.0	4.2	☉ ☉ ☉ ☉ ☉
9.7	0.4	10.2	33.8	26.5	7.3	6.5	SW			6.8	2.8	☉ ☉ ☉ ☉ ☉
8.9	4.7	5.4	33.8	24.2	9.6	4.2	SSW			6.3	4.1	☉ ☉ ☉ ☉ ☉
9.7	9.0	4.2	34.8	25.7	9.1	3.0	SW			8.0	3.9	☉ ☉ ☉ ☉ ☉
4.7	2.0	9.0	34.8	25.2	9.6	1.2	ENE			6.3	2.2	☉ ☉ ☉ ☉ ☉
9.0	7.8	6.5	32.6	26.8	7.8	7.6	SW			4.0	2.7	☉ ☉ ☉ ☉ ☉
13.1	0.5	8.0	35.8	28.5	7.5	2.5	SW			6.8	2.3	☉ ☉ ☉ ☉ ☉
8.9	0.4	10.0	37.4	26.7	10.5	6.6	SW			7.5	3.6	☉ ☉ ☉ ☉ ☉
10.5	0	10.1	38.8	26.8	12.0	9.6	SW			8.8	4.8	☉ ☉ ☉ ☉ ☉
13.1	0	9.5	37.9	27.8	10.1	7.7	SSW			9.0	4.9	☉ ☉ ☉ ☉ ☉
11.8	0.3	9.7	34.8	26.0	8.8	4.5	SW			7.3	3.7	☉ ☉ ☉ ☉ ☉
10.1	3.4	8.6	36.8	27.4	9.4	8.9	SSW			7.3	3.8	☉ ☉ ☉ ☉ ☉
10.1	5.3	8.5	37.2	24.6	12.6	9.2	SSW			7.5	3.9	☉ ☉ ☉ ☉ ☉
7.3	4.3	8.7	38.7	25.4	13.3	9.5	SSW			7.0	4.0	☉ ☉ ☉ ☉ ☉
9.3	5.5	8.5	43.5	37.7	5.6	7.6	SW			7.3	2.6	☉ ☉ ☉ ☉ ☉
7.0	5.5	7.1	39.2	26.7	12.5	5.2	SW			7.0	3.5	☉ ☉ ☉ ☉ ☉
9.5	3.8	5.8	44.6	29.8	14.8	7.7	SSW			6.8	4.6	☉ ☉ ☉ ☉ ☉
9.4	1.5	9.9	36.3	24.7	11.6	6.7	SW			6.8	4.2	☉ ☉ ☉ ☉ ☉
9.5	3.8	22.9	48.9	27.0	27.1	5.3	SW	0.0	0.0	6.5	10.7	☉ ☉ ☉ ☉ ☉

1946

年

11卷5

期

贈閱

(102)

208

雲南省立昆明科學館氣象測候所

氣象月報

第十一卷 第五期 中華民國三十五年五月份

目次

本月天氣概況	1
氣象綱要	2
氣壓	3-4
氣溫	5-6
地面濕度	7-8
絕對濕度	9-10
相對濕度	11-12
雲狀與雲向	13-14
雲量	15-16
風向與風速	17-18
降水量	19-20
地內濕度	21
能見度	22
氣象要素圖	23-24
氣象要素變遷圖	25
風向頻率圖	26
凡例	27



114
227

內政部雜誌登記証警字第 X036 號

本月天氣概況

本月昆明天氣，變化頗巨，風雨靡常，騎跨失序，其造因，乃在季節之交替，因乾季欲終未終，而雨季始屆方屆，故雖雲霧特夥，而雨澤不豐，氣溫有加，並氣強，致形乾旱，實亦物理之當然，殆無足怪。

總計全月降水總量為74.5公厘，雖較以前各月總和為多，但較常年同月為少，其衡以蒸發更耗不足，附郭州縣，固皆缺水，無法插秧，農村叫苦，未獲播種，則秋收似難看好，無容疑矣。

全月均溫為15.9°C，較前月高兩度，平均最高與低亦皆上昇，而單位極端最高則達26.9°C，較上月者，上增一度，微強，極端最低，反較前月，不如下跌一度，為8.0°C，故極端之差，懸殊特甚，則無怪乎天氣之多變，此亦可見其一斑。

天空狀況，亦頗複雜，忽陰忽雨，向夕明朗，尤以旬為最，或雨水之將盛，而須托乎滂沱也。

中華民國三十五年五月氣象綱要

氣 壓

極高	576.26	m. Hg.	在24日9時
極低	569.12	m. Hg.	在20日3時
平均	572.13	m. Hg.	

氣 溫

極高	26.9	°C
極低	8.0	°C
最高	22.2	°C
最低	11.5	°C
平均	15.9	°C

風

最大	17.5	m/s	在7日21時
合成	S 21° 15' 52" W		

降 水

西一月	74.5	mm	
前一月	30.5	mm	在29日
前一月	13.7	mm	在29日16-17時

雜 項

晴	2
晴	5
晴	4
晴	14
晴	1
晴	10
晴	2
晴	5
晴	9
晴	2
晴	1
晴	1
晴	5
晴	2

中華民國三十五年

月份	1	2	3	4	5	6	7	8	9	10	11	12
1	72.12	71.72	71.21	71.27	71.30	71.58	71.30	72.74	73.27	73.89	73.60	73.20
2	72.16	73.07	73.18	73.28	73.57	73.97	73.77	73.27	74.72	74.59	74.33	73.73
3	73.44	73.06	74.61	74.28	74.50	74.72	75.15	75.06	75.72	75.67	75.04	74.16
4	74.34	74.67	74.98	74.23	74.32	74.29	74.92	74.33	74.99	74.63	74.92	74.83
5	74.33	74.15	74.61	74.77	74.28	74.46	74.77	74.73	74.97	74.81	74.79	74.60
6	73.14	74.61	74.43	74.59	74.61	74.95	75.74	75.90	74.03	74.92	75.77	75.43
7	74.55	74.16	74.44	74.85	73.89	74.48	74.24	74.22	74.44	74.14	73.97	73.61
8	72.37	72.15	72.4	72.69	72.63	72.37	72.45	72.63	73.03	73.00	72.52	72.76
9	73.75	72.18	72.27	72.50	72.79	74.33	74.21	73.67	73.53	73.52	73.58	72.87
10	73.37	72.48	73.62	73.57	73.63	72.72	74.64	73.27	73.52	74.73	73.57	72.27
11	72.64	72.29	72.11	72.40	72.27	72.24	72.28	72.26	73.19	72.11	72.83	72.60
12	73.77	72.63	72.67	72.87	72.61	72.75	72.63	71.63	74.73	74.79	74.27	73.10
13	74.34	73.34	72.09	72.72	72.27	72.73	72.23	72.74	72.94	73.24	72.91	72.38
14	72.77	72.81	74.12	74.82	74.00	73.42	73.73	72.92	72.86	74.59	72.63	72.42
15	72.74	73.15	72.37	72.97	73.11	72.57	72.53	74.20	74.37	74.43	74.04	73.26
16	73.47	74.13	72.94	73.4	73.00	72.24	72.11	72.74	74.01	73.77	73.37	73.26
17	73.21	72.78	72.44	72.21	72.24	72.77	72.33	72.29	73.27	73.23	72.20	72.09
18	73.47	72.34	72.50	72.37	72.64	72.73	73.37	73.24	74.01	74.17	74.00	74.62
19	72.60	74.40	72.70	72.60	72.11	72.73	74.77	74.01	74.01	72.11	72.90	71.54
20	74.61	74.11	73.42	73.52	74.10	74.10	74.17	74.37	74.52	74.27	74.77	74.33
21	74.71	74.17	74.02	73.20	72.03	72.34	72.84	73.47	73.81	73.77	73.67	73.67
22	73.54	72.77	74.40	74.44	73.53	72.67	73.00	73.57	74.33	74.17	73.53	74.22
23	72.97	72.11	72.72	72.52	72.03	72.77	72.37	72.74	73.01	72.97	74.07	73.07
24	74.28	74.12	74.10	74.00	73.71	73.22	73.37	74.64	74.34	74.22	74.03	73.74
25	73.74	73.11	73.11	72.50	72.49	72.43	72.67	72.71	74.13	74.24	74.21	74.43
26	74.15	74.17	74.00	73.11	74.01	74.28	74.37	74.55	74.73	74.77	74.57	74.56
27	73.44	73.20	73.11	72.50	72.74	72.77	73.20	74.77	73.73	74.63	74.71	73.13
28	74.14	72.11	72.77	72.43	72.72	72.74	74.07	74.75	74.73	74.44	73.76	73.77
29	73.24	74.14	74.00	73.11	73.74	73.62	73.77	73.20	74.27	74.23	74.21	73.83
30	73.33	73.27	73.33	73.11	74.77	74.51	74.47	75.00	75.35	73.61	74.52	73.10
31	74.00	74.40	73.71	73.57	73.61	73.54	73.07	73.92	73.84	73.86	73.58	73.41
平均	73.92	73.25	73.08	72.71	73.16	73.33	73.31	73.78	74.08	74.05	73.87	73.60

五月 逐日 氣壓 (500 mb +)												
13	14	15	16	17	18	19	20	21	22	23	24	平均
78.54	78.57	78.49	78.92	78.72	78.72	78.33	78.70	78.34	78.51	78.95	78.16	77.94
78.08	78.07	78.37	78.31	78.11	78.33	78.11	78.97	78.78	78.01	78.13	78.16	78.53
78.53	78.12	78.88	78.33	78.55	78.66	78.03	78.38	78.85	78.94	78.15	78.93	78.71
78.89	78.57	78.97	78.27	78.28	78.28	78.68	78.07	78.70	78.74	78.58	78.13	78.27
78.15	78.82	78.68	78.48	78.60	78.60	78.97	78.05	78.17	78.57	78.74	78.06	78.23
78.11	78.50	78.14	78.10	78.17	78.27	78.30	78.46	78.56	78.67	78.71	78.36	78.87
78.30	78.11	78.38	78.38	78.88	78.78	78.85	78.08	78.34	78.43	78.61	78.78	78.87
78.18	78.18	78.25	78.78	78.69	78.60	78.82	78.25	78.98	78.11	78.31	78.63	78.91
78.31	78.51	78.97	78.12	78.90	78.43	78.16	78.56	78.14	78.23	78.68	78.68	78.58
78.98	78.80	78.08	78.26	78.71	78.73	78.18	78.95	78.12	78.13	78.88	78.91	78.53
78.16	78.70	78.71	78.06	78.30	78.96	78.53	78.77	78.66	78.06	78.16	78.77	78.51
78.41	78.62	78.73	78.16	78.97	78.54	78.73	78.30	78.42	78.02	78.13	78.18	78.81
78.48	78.06	78.33	78.32	78.08	78.06	78.68	78.97	78.68	78.84	78.50	78.21	78.23
78.49	78.16	78.25	78.94	78.75	78.87	78.46	78.56	78.41	78.87	78.30	78.30	78.32
78.77	78.55	78.08	78.82	78.76	78.88	78.35	78.87	78.80	78.04	78.28	78.06	78.14
78.51	78.51	78.28	78.06	78.08	78.38	78.68	78.00	78.49	78.12	78.58	78.18	78.07
78.07	78.13	78.70	78.67	78.68	78.66	78.56	78.11	78.35	78.97	78.13	78.00	78.77
78.37	78.86	78.21	78.70	78.67	78.49	78.67	78.48	78.49	78.72	78.74	78.77	78.45
78.32	78.31	78.33	78.42	78.58	78.30	78.43	78.69	78.92	78.32	78.30	78.64	78.12
78.08	78.71	78.81	78.50	78.09	78.34	78.05	78.49	78.12	78.19	78.91	78.50	78.83
78.69	78.12	78.68	78.74	78.46	78.88	78.08	78.88	78.07	78.50	78.31	78.07	78.67
78.90	78.70	78.16	78.37	78.17	78.38	78.19	78.19	78.25	78.34	78.59	78.87	78.82
78.96	78.47	78.11	78.34	78.19	78.71	78.04	78.54	78.47	78.81	78.47	78.33	78.74
78.73	78.23	78.33	78.72	78.63	78.14	78.71	78.19	78.44	78.83	78.51	78.70	78.21
78.13	78.00	78.58	78.14	78.41	78.47	78.00	78.77	78.87	78.34	78.47	78.31	78.43
78.31	78.62	78.09	78.76	78.58	78.68	78.11	78.30	78.62	78.60	78.72	78.64	78.14
78.00	78.33	78.90	78.77	78.47	78.71	78.25	78.50	78.53	78.28	78.71	78.97	78.81
78.54	78.78	78.44	78.44	78.26	78.87	78.40	78.59	78.51	78.63	78.10	78.75	78.24
78.15	78.42	78.44	78.58	78.44	78.44	78.14	78.02	78.13	78.15	78.40	78.14	78.65
78.61	78.13	78.70	78.43	78.48	78.74	78.87	78.00	78.12	78.37	78.74	78.07	78.94
78.16	78.83	78.20	78.97	78.41	78.41	78.12	78.24	78.68	78.91	78.93	78.16	78.05
78.30	78.87	78.41	78.11	78.06	78.08	78.45	78.86	78.21	78.49	78.63	78.89	78.18

中華民國三十三年

期	1	2	3	4	5	6	7	8	9	10	11	12
1	15.0	14.3	16.3	13.7	13.5	15.3	14.8	13.5	13.4	20.3	22.0	23.8
2	15.3	15.3	14.7	14.2	13.8	15.3	14.8	15.8	17.3	20.1	19.5	20.4
3	12.1	12.1	15.1	13.1	13.9	13.5	13.8	14.1	13.5	16.4	16.8	17.3
4	14.5	14.2	13.7	13.2	12.3	12.2	12.7	13.3	13.7	14.7	15.1	15.4
5	12.5	12.7	12.7	12.7	12.6	12.6	12.8	13.4	13.8	14.7	14.8	15.0
6	13.3	13.3	13.3	13.3	13.0	13.0	13.0	13.2	13.3	12.3	12.4	20.6
7	14.7	14.1	13.1	13.2	13.0	13.2	14.8	14.2	13.5	12.9	20.8	23.8
8	15.7	15.0	15.7	13.3	13.5	12.9	13.2	13.2	13.0	20.8	21.8	23.0
9	14.4	14.1	13.4	13.2	13.1	13.5	13.4	13.9	13.1	20.4	21.4	22.3
10	13.6	13.5	13.3	13.0	12.9	12.9	13.6	13.7	13.8	13.4	13.5	19.5
11	12.9	13.5	13.2	12.7	12.3	12.2	13.6	13.4	13.3	13.8	21.2	22.0
12	10.3	10.6	10.3	9.7	9.0	8.9	7.7	8.6	10.7	13.2	16.1	17.0
13	13.2	14.2	17.0	15.4	15.2	14.9	13.5	13.0	13.8	13.5	13.0	13.0
14	14.6	14.3	14.3	14.1	14.1	13.8	14.6	13.8	14.5	13.6	21.0	15.9
15	10.3	10.3	9.7	9.4	9.2	9.1	9.3	8.9	10.5	12.2	14.8	16.3
16	10.7	10.5	10.2	10.2	10.3	10.4	11.2	11.6	11.7	13.1	13.1	15.2
17	13.7	13.2	13.1	13.1	13.0	13.0	11.0	9.6	9.5	9.8	10.0	10.3
18	10.3	11.0	11.1	11.1	11.1	11.0	13.0	12.4	13.7	13.5	14.8	15.7
19	13.3	13.7	13.7	13.5	13.5	13.4	13.7	13.1	13.7	13.8	13.2	13.2
20	14.2	13.5	13.5	14.9	12.5	12.4	13.2	13.0	13.7	13.1	12.2	21.3
21	14.7	14.7	13.9	13.8	13.1	13.2	14.3	14.1	13.2	13.1	20.8	20.4
22	13.0	13.0	13.1	13.4	13.0	13.3	14.4	13.2	13.7	13.0	17.4	21.4
23	12.4	13.1	13.0	13.0	12.9	12.8	13.3	13.3	13.6	13.0	14.6	21.2
24	12.6	12.8	12.5	9.9	9.8	9.0	8.8	8.6	8.8	7.2	10.9	12.3
25	11.6	11.5	11.4	11.4	11.4	11.4	11.8	12.0	12.3	13.0	13.2	12.3
26	13.4	13.5	13.6	13.5	13.6	13.6	13.6	14.5	14.9	13.9	17.0	17.0
27	14.3	14.0	13.7	13.7	13.7	13.7	14.4	13.9	13.9	13.1	20.2	22.0
28	14.5	14.0	13.6	13.5	13.4	13.8	14.4	13.4	13.2	13.3	20.8	20.1
29	13.4	13.0	13.1	13.1	14.7	14.7	13.6	13.5	13.8	13.4	13.6	17.6
30	13.3	13.1	12.8	12.3	12.7	12.3	12.8	14.5	13.3	13.3	13.6	13.6
31	14.2	13.5	13.2	13.1	12.8	12.8	13.7	14.8	13.6	13.2	20.3	21.4
平均	13.6	13.3	13.1	12.7	12.7	12.7	13.3	14.4	13.4	13.8	18.0	18.7

年五月逐日氣溫 (°C)												
13	14	15	16	17	18	19	20	21	22	23	24	平均
24.7	24.6	22.4	23.4	21.6	20.8	19.0	17.7	17.1	16.4	15.7	15.4	18.3
21.4	21.6	23.0	21.6	21.9	20.2	18.3	17.5	15.2	14.4	12.9	12.5	17.2
18.0	18.8	18.1	17.9	17.2	17.5	16.3	16.2	16.0	15.5	15.3	15.0	15.5
16.7	17.7	18.7	18.2	17.0	15.2	15.1	14.3	14.1	13.7	13.1	12.7	14.1
15.7	15.6	14.3	15.5	14.8	14.8	14.4	13.6	13.6	13.5	13.4	13.4	13.7
21.4	21.7	22.6	22.4	20.9	19.3	18.0	17.2	16.4	15.6	15.2	15.0	16.9
23.0	24.2	25.3	24.6	23.8	21.5	19.6	18.4	17.6	17.1	16.4	15.9	18.4
24.3	25.0	25.0	24.8	24.7	22.6	19.5	19.1	18.0	17.4	16.5	15.6	18.8
23.8	24.4	23.4	24.0	24.0	17.0	15.2	14.8	15.1	14.7	14.0	13.0	18.1
12.4	19.6	21.6	21.8	20.8	19.9	18.6	16.2	15.6	15.0	14.2	14.0	16.1
22.4	22.9	25.6	24.0	19.4	18.2	16.5	15.7	14.8	14.0	12.8	12.5	16.9
18.2	20.6	21.9	20.8	20.2	17.2	17.1	16.4	16.3	15.5	15.3	15.0	16.6
19.8	22.0	19.2	18.6	17.4	16.0	15.5	15.3	15.1	14.9	14.8	14.7	16.3
13.6	13.6	14.9	13.6	13.4	13.6	13.6	13.6	12.8	11.9	10.3	10.4	14.4
16.0	16.4	17.1	16.2	15.6	15.0	13.6	13.0	12.3	12.3	11.8	10.9	12.6
16.7	15.6	16.2	16.1	16.2	13.0	14.2	13.8	13.4	12.2	13.1	12.2	17.3
11.0	12.1	11.6	11.4	11.6	11.5	10.2	10.4	11.0	11.0	10.9	10.5	11.4
17.7	18.6	16.2	17.2	17.2	17.2	16.3	15.1	15.4	14.7	14.5	14.2	14.4
19.6	20.3	20.0	19.6	21.3	18.3	17.2	16.5	15.8	15.4	15.2	14.3	16.3
22.7	24.1	27.0	21.6	22.3	20.6	18.2	17.4	16.7	16.4	15.3	15.0	17.4
20.9	22.0	20.8	17.7	18.7	16.6	14.1	14.7	14.9	13.7	13.3	13.2	16.3
21.6	20.9	20.0	18.0	20.8	19.1	17.0	16.5	15.3	14.9	14.5	14.2	16.3
22.2	23.4	24.0	23.0	23.5	21.4	20.0	18.6	17.7	14.8	12.7	13.1	17.3
12.5	14.8	15.3	14.0	13.3	12.8	12.2	12.2	12.2	12.0	11.7	11.6	14.4
14.3	14.8	17.5	14.4	18.4	17.4	16.1	15.2	14.1	14.1	13.9	13.3	14.1
19.0	17.8	20.9	20.1	21.0	19.0	17.7	16.2	16.4	15.7	15.2	14.8	16.3
21.2	21.8	21.7	22.6	21.9	21.2	17.4	18.4	17.3	15.0	15.3	15.2	17.2
20.6	21.3	20.4	20.6	20.3	21.1	18.7	17.8	17.2	14.4	14.0	14.5	17.6
14.8	15.9	18.1	16.1	18.2	15.1	14.6	14.7	13.0	14.0	13.6	13.5	15.9
20.1	20.5	21.3	22.0	21.0	19.5	18.2	17.6	17.4	16.5	16.3	14.9	16.7
14.6	21.7	22.2	23.6	20.4	20.6	18.4	17.8	17.4	17.0	16.3	16.4	17.4
19.2	20.0	20.2	19.2	19.3	18.0	14.6	15.9	15.5	14.8	14.4	13.7	15.1

中華民國三十五年

日	6	7	8	9	10	11	12	13
1	12.4	15.0	23.6	21.4	25.5	31.5	34.1	37.0
2	12.5	15.1	19.6	22.2	27.1	23.7	24.0	26.4
3	13.3	15.6	16.2	18.7	17.8	21.4	20.6	20.8
4	13.3	17.5	13.5	15.3	17.4	15.6	17.4	22.9
5	12.7	12.7	13.3	15.6	14.7	13.7	15.0	15.6
6	12.8	18.2	14.9	17.0	22.5	26.4	31.5	26.3
7	12.5	15.5	14.3	20.5	23.2	31.0	31.4	28.0
8	15.8	16.5	23.4	23.0	24.4	23.0	31.4	37.4
9	13.4	21.1	27.3	25.0	32.4	32.4	37.0	35.5
10	13.1	15.6	18.0	17.8	27.4	20.3	26.4	23.8
11	11.6	14.2	20.8	22.4	25.7	20.2	36.6	34.4
12	2.0	2.4	2.4	11.1	17.6	24.4	33.2	37.6
13	12.1	15.3	20.4	21.6	27.1	30.2	30.6	29.3
14	13.6	13.8	20.5	21.4	27.6	30.6	17.0	14.7
15	9.6	9.8	11.8	12.6	13.6	27.6	22.4	25.8
16	11.6	12.0	13.4	15.4	18.0	27.1	24.8	20.1
17	13.0	12.0	10.4	10.5	10.2	10.3	11.6	13.5
18	12.3	13.3	17.5	17.7	17.3	22.7	21.7	24.5
19	13.4	15.2	17.6	20.6	19.0	21.7	22.3	23.0
20	12.3	13.5	15.4	22.8	23.2	24.7	24.3	30.2
21	2.6	17.2	20.7	23.7	28.5	35.1	34.2	37.5
22	12.9	14.6	21.4	24.6	27.8	23.5	31.3	30.6
23	13.7	13.7	20.2	20.6	25.9	24.2	27.4	24.8
24	11.0	9.6	9.5	10.6	10.3	10.4	17.5	17.0
25	11.8	12.0	10.8	15.6	16.0	14.6	18.0	16.7
26	13.6	10.5	15.8	16.3	18.7	18.6	17.4	21.8
27	14.0	15.5	18.2	22.5	21.8	27.2	30.6	26.3
28	13.6	15.6	19.1	25.5	25.2	30.2	35.7	32.3
29	15.0	15.2	24.8	25.0	29.1	17.0	20.6	5.15
30	13.5	16.5	20.2	27.8	31.4	36.4	36.2	35.7
31	12.2	17.4	22.4	31.2	27.4	33.6	33.0	30.0
平均	12.5	14.7	18.0	20.3	22.7	25.4	26.2	26.8

五月逐日地温 (°C)								
14	15	16	17	18	19	20	21	平均
23.3	27.2	29.4	21.6	20.5	18.0	16.8	16.4	24.1
25.7	31.0	22.5	21.8	19.6	18.1	16.2	15.8	21.4
22.8	20.1	18.2	17.4	16.5	16.0	15.8	15.5	18.3
23.0	22.5	20.0	17.3	16.0	14.7	13.8	13.8	15.8
15.4	14.4	15.7	15.0	15.1	14.0	13.0	13.2	14.4
28.4	30.4	27.6	20.0	18.6	16.8	16.6	15.6	21.3
30.4	32.7	30.4	25.7	20.8	18.5	17.8	17.0	22.3
31.9	30.1	29.7	26.2	20.2	18.6	18.0	17.2	24.7
25.2	26.6	24.0	24.6	16.5	15.0	14.4	13.6	24.1
26.4	23.6	23.6	21.0	17.5	17.2	15.1	14.8	20.7
29.4	41.2	37.2	19.6	17.4	16.0	15.1	14.6	24.5
36.4	36.2	27.2	23.5	17.8	17.2	17.0	15.8	21.7
35.5	25.3	22.5	17.4	16.1	14.4	14.1	14.6	21.4
15.9	14.6	13.7	13.6	13.2	12.9	13.2	12.3	21.4
27.8	26.4	20.6	17.6	16.2	13.5	12.6	12.4	18.3
17.2	18.1	19.4	15.8	15.0	13.4	13.2	13.2	16.4
15.2	12.8	13.4	13.7	13.2	11.0	10.6	11.1	12.1
26.8	13.7	19.2	18.6	17.6	15.3	15.4	14.8	18.7
26.2	32.1	19.9	28.7	18.4	16.2	15.8	15.0	14.5
31.5	31.3	22.8	22.2	20.0	19.3	18.1	16.4	22.4
28.0	22.2	20.1	17.5	14.8	14.4	14.6	14.4	22.4
23.4	20.6	13.4	20.7	18.0	15.7	15.2	15.0	21.0
32.2	32.4	27.4	24.6	20.5	18.5	17.8	16.7	22.8
22.4	21.6	15.2	14.2	13.4	12.2	12.2	12.2	17.1
26.7	24.0	27.4	20.7	17.2	15.2	14.4	13.8	17.7
23.8	22.9	21.7	21.8	15.4	16.6	15.6	15.4	18.3
33.6	23.4	24.9	21.5	20.2	18.4	17.6	16.7	22.0
25.7	27.7	22.2	21.4	20.7	17.6	17.2	16.6	23.1
21.8	26.6	23.8	20.5	16.2	14.4	14.3	15.0	20.0
37.4	37.0	34.6	34.4	18.1	15.8	15.9	15.6	26.2
26.8	24.0	32.3	21.2	20.4	17.4	16.8	16.6	23.9
26.8	25.4	23.5	20.1	17.6	16.0	15.3	15.0	20.4

中華民國三十五年

日	1	2	3	4	5	6	7	8	9	10	12	13
1	7.91	8.67	8.01	8.13	7.11	7.65	8.81	9.27	8.03	8.77	9.38	9.04
2	9.42	10.01	10.54	10.73	11.01	11.65	11.73	11.14	10.20	10.23	9.64	8.84
3	8.61	9.29	9.77	10.37	11.37	10.97	10.22	10.04	10.57	11.71	10.21	9.55
4	10.85	10.90	10.57	10.27	11.20	10.00	10.25	11.01	11.12	11.93	11.57	11.67
5	10.43	10.55	10.57	10.84	11.34	10.33	11.10	11.54	11.67	11.53	12.39	12.07
6	11.31	11.44	11.47	11.44	11.37	11.24	11.57	11.69	11.44	10.90	10.71	10.36
7	10.37	10.59	10.82	10.54	10.67	10.75	11.62	11.84	11.97	10.37	10.32	10.70
8	10.12	9.54	9.11	11.73	11.11	10.21	10.27	10.37	10.17	9.35	9.23	9.71
9	10.42	10.50	10.47	10.54	10.59	10.41	10.34	11.04	11.50	11.20	12.20	10.30
10	10.12	10.14	10.17	10.21	10.34	10.73	10.77	9.31	10.61	11.73	12.18	11.06
11	5.64	9.20	9.52	9.41	9.60	10.05	10.27	10.40	10.40	10.52	10.13	10.97
12	5.69	9.24	9.52	9.81	9.94	9.53	9.70	9.12	7.02	9.42	10.03	7.98
13	7.34	10.57	10.14	10.71	10.54	10.23	11.23	11.93	11.66	12.06	11.69	12.12
14	11.02	11.05	11.02	11.01	11.02	11.01	12.01	12.01	12.01	12.01	12.22	11.03
15	8.92	9.60	9.67	9.71	9.63	9.57	9.45	9.09	9.09	7.12	8.18	9.65
16	8.55	8.71	8.70	8.79	8.80	9.43	9.07	9.62	10.01	10.10	10.56	10.52
17	11.37	11.37	11.32	11.20	11.14	11.20	9.88	9.27	9.97	9.49	9.21	9.40
18	8.70	8.32	8.22	8.30	8.97	9.34	10.46	10.21	11.71	11.24	11.45	11.80
19	11.44	11.50	11.52	11.43	11.22	11.54	11.20	11.80	11.02	11.22	11.21	11.82
20	11.45	10.43	10.23	10.22	9.84	9.55	9.14	9.37	9.25	9.33	9.53	9.42
21	8.67	8.75	8.52	8.56	8.54	8.25	8.67	7.17	9.74	9.49	10.66	10.71
22	11.24	11.24	11.22	11.23	11.24	11.33	11.07	11.23	11.30	10.73	11.23	11.06
23	11.31	11.17	12.01	10.71	10.73	11.22	11.52	11.73	11.52	10.42	10.54	9.92
24	8.92	11.11	9.30	9.74	9.20	9.61	9.49	8.30	8.49	8.73	9.30	8.80
25	9.53	7.84	9.37	9.81	10.11	10.12	10.37	10.52	10.87	11.02	11.60	12.11
26	11.43	11.30	11.36	11.28	11.36	11.36	11.36	11.69	11.64	11.76	11.07	11.78
27	10.63	10.50	10.72	10.74	10.75	11.50	11.61	11.97	11.97	11.63	10.53	11.08
28	10.55	10.52	10.52	10.37	10.32	11.28	11.61	11.97	11.33	11.67	12.04	11.80
29	11.45	11.72	11.90	11.72	12.28	12.08	12.47	12.81	12.45	12.84	12.90	13.54
30	11.13	10.76	10.62	10.74	10.50	12.00	11.74	11.00	11.46	10.12	11.28	10.78
31	10.11	10.05	10.27	10.37	10.53	10.66	11.12	11.63	10.98	10.70	11.94	10.95
平均	10.14	10.16	10.17	10.18	10.20	10.34	10.58	10.72	10.81	10.71	10.84	10.64

五月 逐日 絕對 濕度 (mm)												
13	14	15	16	17	18	19	20	21	22	23	24	平均
9.65	9.45	9.45	9.31	8.95	8.98	8.27	8.71	9.45	9.72	9.71	9.81	9.72
8.65	9.06	8.56	8.22	8.27	8.15	8.14	8.94	8.77	8.77	10.02	9.77	9.56
9.43	8.79	8.50	7.53	8.32	8.00	8.22	8.27	9.51	10.22	10.79	10.65	9.71
11.73	10.34	9.43	9.56	9.70	9.30	10.62	9.51	10.54	10.22	10.11	10.07	10.51
12.05	12.05	11.54	12.73	12.37	12.16	11.84	11.26	11.76	11.20	11.54	11.54	11.54
10.29	10.38	10.76	10.32	10.00	9.69	9.77	9.72	10.72	10.47	10.37	10.37	10.70
10.29	9.79	9.56	8.97	9.04	8.95	9.05	8.61	10.50	9.85	9.72	10.16	10.21
9.94	9.05	9.53	9.81	8.56	8.71	9.19	9.02	9.54	9.61	9.77	9.73	9.63
11.60	10.92	9.30	9.31	9.75	10.15	10.12	10.32	10.12	10.13	10.52	10.61	10.48
11.59	11.51	9.33	9.70	8.92	9.72	9.79	10.58	10.02	9.81	9.55	9.55	10.39
10.12	10.72	12.54	10.56	9.91	10.22	11.02	9.29	8.65	9.64	8.25	7.61	9.92
8.99	7.79	10.57	10.68	10.40	11.26	10.76	10.65	10.70	10.17	10.37	10.42	9.64
15.19	12.60	11.79	12.71	12.79	11.67	11.16	11.16	11.57	11.55	11.56	11.57	11.53
11.24	11.67	11.66	11.01	10.59	10.55	10.12	10.36	9.37	9.79	9.72	8.72	11.09
9.10	9.20	8.67	8.69	8.81	9.15	9.27	9.71	9.15	8.79	8.36	7.59	9.00
11.14	11.16	11.32	11.12	11.14	11.01	11.23	11.40	11.05	11.39	11.31	11.32	10.35
7.85	10.59	10.23	10.12	10.25	10.12	9.72	9.59	8.28	9.55	9.79	9.57	10.15
12.00	11.65	12.09	11.71	11.54	10.76	11.27	11.35	12.16	11.82	12.00	11.97	10.92
14.56	10.77	10.86	10.43	10.73	10.73	10.12	9.70	9.55	9.05	9.73	9.53	10.81
7.51	7.77	9.31	9.66	9.50	9.22	8.24	8.78	8.92	8.32	8.59	8.93	9.57
10.52	10.47	10.52	11.71	11.13	10.98	11.42	12.15	11.65	11.75	11.61	11.38	10.22
10.99	9.79	9.57	10.95	9.92	10.50	11.07	11.03	11.66	11.56	11.56	11.56	11.09
10.23	10.59	10.19	10.20	10.25	9.61	8.70	9.79	10.66	9.78	9.24	8.94	10.97
9.70	10.33	9.85	10.05	9.71	9.89	9.57	9.20	9.80	9.57	9.57	9.40	9.77
11.94	12.68	12.06	12.57	11.92	11.75	10.92	11.88	11.72	11.73	11.52	11.53	11.53
11.25	11.07	11.75	12.07	10.97	11.01	10.81	10.77	10.36	10.82	10.96	10.66	11.24
10.87	10.53	10.12	9.39	9.56	9.45	9.69	9.16	11.43	11.11	11.00	10.74	10.63
11.43	11.02	11.05	11.75	11.37	11.19	11.01	11.00	11.11	11.19	11.22	11.22	11.21
12.37	12.21	12.71	12.36	12.29	11.51	12.23	11.71	12.61	11.92	11.36	11.23	12.24
9.62	8.79	8.89	9.38	8.62	9.12	9.02	8.76	9.29	9.57	10.09	10.17	10.16
9.19	9.51	9.30	10.72	10.76	11.50	11.00	11.00	10.46	10.70	10.29	10.16	10.58
10.55	10.62	10.36	10.35	10.15	10.70	10.20	10.25	10.41	10.35	10.31	10.21	10.39

中華民國三十五年

日	1	2	3	4	5	6	7	8	9	10	11	12
1	62	74	74	68	70	71	70	67	56	49	47	41
2	77	88	88	89	94	95	94	94	86	80	81	89
3	83	97	98	89	93	94	92	95	80	80	76	89
4	87	96	95	90	95	94	93	90	78	72	70	76
5	97	95	90	90	97	100	100	100	79	94	98	94
6	95	100	100	100	100	100	100	78	85	87	72	57
7	83	95	95	92	95	92	92	81	80	82	56	52
8	75	83	84	80	80	80	80	75	62	62	56	46
9	74	70	75	77	75	75	72	65	61	63	54	50
10	87	81	88	82	77	76	72	66	62	74	61	65
11	74	80	82	85	85	82	83	83	74	65	54	55
12	70	75	79	75	75	71	67	68	73	63	53	53
13	87	85	89	86	81	71	67	62	65	76	71	78
14	85	80	80	80	86	80	80	87	80	83	65	81
15	77	84	83	89	77	99	100	99	93	80	65	69
16	89	81	90	80	81	87	75	84	94	89	80	82
17	100	100	100	100	100	100	100	100	100	100	100	100
18	90	91	90	90	91	91	90	90	90	90	91	87
19	93	93	93	90	91	90	94	90	81	74	72	85
20	94	93	93	92	91	90	86	80	65	60	65	50
21	68	72	72	72	75	73	71	67	66	61	58	60
22	100	100	100	99	100	99	98	92	83	74	67	58
23	93	98	98	97	96	97	93	90	82	63	62	53
24	80	97	93	96	97	100	100	100	100	99	99	89
25	93	95	97	97	99	100	100	100	98	78	98	79
26	97	99	97	97	97	97	97	94	91	84	76	81
27	87	91	90	92	90	90	84	80	79	71	54	56
28	85	82	90	90	90	90	74	91	80	74	65	59
29	87	82	83	93	94	94	85	81	81	75	80	70
30	87	85	84	100	98	100	100	87	82	72	70	63
31	83	87	90	92	95	96	93	93	78	70	67	57
平均	87.7	87.1	87.8	91.1	92.3	93.7	71.1	87.1	82.0	75.7	70.5	67.5

五月逐日相對濕度 (%)												
13	14	15	16	17	18	19	20	21	22	23	24	平均
42	42	47	43	46	42	50	58	65	70	73	75	58.3
45	47	40	43	42	46	54	60	71	74	81	82	67.5
48	54	55	50	56	58	59	60	70	60	82	83	74.3
83	68	59	66	67	72	81	81	83	84	91	93	84.5
90	71	92	96	98	96	96	97	97	99	100	100	96.7
54	53	50	50	56	57	63	67	74	79	80	81	73.6
49	43	48	39	41	46	53	61	67	68	71	76	61.5
44	38	39	40	38	45	54	53	62	58	52	63	61.8
51	48	45	44	44	70	82	85	79	80	85	83	69.5
68	67	49	44	48	56	62	77	75	77	76	73	74.4
49	52	51	47	59	68	78	71	68	80	74	75	67.8
45	42	51	59	52	74	72	74	76	80	80	82	62.6
76	64	71	77	82	86	85	85	90	91	94	94	84.0
96	100	97	94	92	90	87	87	85	84	80	90	90.1
67	64	59	61	65	72	77	86	83	83	95	98	83.6
80	84	82	81	80	86	92	96	94	100	100	100	90.2
100	100	100	100	100	100	100	100	100	100	100	100	99.9
79	73	88	77	74	79	77	87	93	94	97	98	88.9
62	61	62	61	53	64	67	70	72	74	77	78	76.3
48	43	44	50	47	51	54	60	63	61	64	69	66.1
57	53	56	77	69	73	91	100	99	100	100	100	74.6
57	54	53	67	65	63	76	78	82	92	93	94	80.7
51	49	46	48	47	50	53	62	70	77	79	79	72.4
29	32	31	34	25	37	40	42	42	41	41	42	32.0
98	88	81	74	72	79	83	92	93	97	97	94	92.7
68	64	63	63	59	67	71	76	77	81	85	84	82.0
58	58	51	46	49	50	57	68	77	78	79	83	72.0
56	55	51	45	44	40	48	52	75	80	82	85	75.8
98	90	82	79	77	81	98	95	99	94	97	97	90.2
53	49	48	47	46	54	58	54	62	68	77	81	73.3
48	47	46	47	61	63	69	72	70	74	71	72	62.6
65.2	61.8	60.9	61.8	62.4	67.4	73.2	76.6	79.6	82.5	84.6	86.0	78.4

中華民國三十五年

日期	6 狀	7 狀	8 狀	9 狀	10 狀	11 狀
1	AC	AC	AC	AC	AC	AC
2	CS	CS	CS	CS	CS	CS
3	NS	NS	NS	NS	NS	NS
4	NS	NS	NS	NS	NS	NS
5	NS	NS	NS	NS	NS	NS
6	St	St	St	St	St	St
7	St	St	St	St	St	St
8	St	St	St	St	St	St
9	St	St	St	St	St	St
10	St	St	St	St	St	St
11	St	St	St	St	St	St
12	NS	NS	NS	NS	NS	NS
13	AS	AS	AS	AS	AS	AS
14	AS	AS	AS	AS	AS	AS
15	AS	AS	AS	AS	AS	AS
16	AS	AS	AS	AS	AS	AS
17	AS	AS	AS	AS	AS	AS
18	AS	AS	AS	AS	AS	AS
19	AS	AS	AS	AS	AS	AS
20	CU	CU	CU	CU	CU	CU
21	CI	CI	CI	CI	CI	CI
22	St	St	St	St	St	St
23	CI	CI	CI	CI	CI	CI
24	NS	NS	NS	NS	NS	NS
25	NS	NS	NS	NS	NS	NS
26	AS	AS	AS	AS	AS	AS
27	St	St	St	St	St	St
28	AS	AS	AS	AS	AS	AS
29	AC	AC	AC	AC	AC	AC
30	AC	AC	AC	AC	AC	AC
31	CS	CS	CS	CS	CS	CS

中華民國三十五年

時	6	7	8	9	10	11	12	13
1	4	5	5	6	4	6	6	9
2	7	9	8	9	5	7	7	8
3	10	10	10	10	10	10	10	10
4	10	10	10	10	10	10	10	10
5	10	10	10	10	10	10	10	10
6	10	10	6	4	4	4	3	3
7	1	2	7	2	2	3	5	5
8	1	1	1	4	4	3	4	3
9	10	5	10	5	3	4	8	6
10	10	9	10	10	9	8	8	9
11	1	1	2	3	3	3	5	6
12	10	10	10	10	10	10	3	5
13	10	10	10	10	10	10	10	9
14	10	8	7	10	10	8	10	10
15	10	10	10	10	10	10	10	10
16	10	10	10	10	10	10	10	10
17	10	10	10	10	10	10	10	10
18	10	10	10	10	10	10	9	8
19	10	10	5	10	5	8	8	8
20	1	1	1	1	1	1	2	4
21	2	3	6	7	7	7	8	8
22	10	10	10	9	10	10	10	9
23	5	4	3	6	6	7	6	7
24	10	10	10	10	10	10	10	10
25	10	10	10	10	10	10	10	10
26	10	9	10	10	10	10	10	10
27	10	10	10	9	8	6	6	8
28	10	10	10	8	7	8	9	8
29	10	9	4	10	9	10	10	10
30	10	10	5	8	3	2	2	2
31	10	10	10	8	9	7	7	9
平均	7.8	7.7	7.8	8.0	7.5	7.5	7.6	7.9

年 五 月 逐 日 雲 量

(5-10)

14	15	16	17	18	17	20	21	平均
8	8	7	5	7	3	1	2	5.3
8	6	7	6	5	3	3	3	6.4
10	10	10	10	10	10	10	10	10.0
10	10	10	10	10	10	10	10	10.0
10	10	10	10	10	10	10	10	10.0
2	2	4	3	3	4	3	2	4.2
4	2	2	2	1	0	1	0	2.9
5	4	3	2	2	1	1	1	2.5
6	5	5	4	9	9	7	9	5.0
7	7	6	8	8	6	3	2	7.4
7	6	7	6	5	7	4	8	5.1
3	6	9	5	7	8	2	8	7.2
10	10	10	10	9	8	5	8	9.7
10	10	10	10	10	10	10	10	9.9
10	10	10	10	10	10	10	10	10.0
10	10	10	10	10	10	10	10	10.0
7	10	8	9	5	1	1	4	8.9
8	7	9	6	2	1	0	0	6.4
5	7	9	4	2	1	0	0	2.5
9	9	10	10	10	10	10	10	7.9
9	10	10	6	8	9	5	3	8.6
5	5	7	5	2	4	1	5	4.9
7	10	10	10	10	10	8	1	9.5
8	9	5	6	7	5	1	1	7.6
7	7	7	6	3	2	1	1	7.1
10	6	5	5	3	2	1	1	5.0
7	9	10	10	9	7	1	6	8.1
9	5	9	9	10	10	9	10	9.0
7	9	9	4	1	3	1	3	6.3
9	9	10	4	9	7	4	3	8.2
3.7	7	7.8	7	10	5.4	5.0	5.2	7.2

中華民國三十五年五月

日期	5日		7日		8日		9日		10日		11日		12日		13日	
	向	速	向	速	向	速	向	速	向	速	向	速	向	速	向	速
1	SW	7.1	SW	0.5	SW	7.6	WSW	5.1	WSW	8.9	SSW	6.5	SW	6.7	SW	7.1
2	SSW	8.4	SSW	7.6	SSW	2.3	WSW	3.1	SW	4.0	SE	4.4	WSW	5.1	SW	3.2
3	S	7.7	S	0.9	SSW	4.3	SSW	7.7	SW	3.2	SW	4.8	SW	4.3	SW	5.9
4	SSW	6.5	SSW	6.4	SSW	6.0	SSW	2.7	SW	0.8	SW	0.7	SSW	0.7	SSW	0.6
5	S	7.3	S	0.8	SSW	0.9	SSW	0.9	SSW	1.0	SSW	2.2	SW	4.0	SSW	5.0
6	SW	4.9	SW	3.6	SW	4.8	SW	4.6	SW	8.7	SW	11.1	SW	11.1	SW	11.5
7	SW	2.7	SSW	7.5	SW	8.6	SW	7.2	SW	9.1	SSW	2.3	S	7.5	SW	8.5
8	SSW	6.3	SW	2.8	SSW	3.1	SSW	3.1	WSW	6.9	SW	5.0	SW	4.2	WSW	1.6
9	S	1.7	S	0.5	S	0.4	WSW	0.6	SW	0.6	E	0.9	SE	2.8	SE	5.1
10	NE	2.0	NE	1.5	NE	1.1	SSW	0.9	SSW	9.6	NW	0.6	SE	5.2	ESE	3.2
11	SW	3.4	SW	5.7	SW	6.2	SE	7.5	SW	6.3	SSW	3.2	SW	4.4	NW	3.7
12	N	0.3	NE	0.7	NE	1.2	ESE	1.8	SE	0.7	SW	0.5	NE	1.7	NW	1.9
13	SSW	5.5	SSW	6.3	SSW	0.7	SW	0.7	WSW	0.7	WNW	0.3	SE	0.6	SE	0.7
14	SEW	5.7	SSW	0.9	S	0.0	S	0.0	NE	0.5	ESE	7.6	NE	9.9	NE	11.5
15	ESE	4.7	ENE	7.4	ENE	3.1	NE	2.6	ENE	6.1	ESE	5.0	ENE	7.3	ENE	4.2
16	ESE	0.4	SE	6.6	SE	0.7	SSW	1.1	SSW	0.9	SSW	0.5	SSW	0.7	SE	2.4
17	SSW	3.0	NE	5.6	NE	5.0	ENE	10.1	ENE	11.5	NE	10.3	NE	10.8	NE	2.5
18	ESE	0.8	ESE	1.1	ENE	0.3	ENE	2.1	ENE	0.7	WSW	0.6	SSW	2.3	WSW	3.1
19	SW	5.3	SW	9.9	SW	8.4	WSW	1.0	WSW	7.6	WSW	7.7	SW	10.0	SW	12.0
20	WSW	8.1	WSW	11.5	WSW	11.3	WSW	10.1	SW	8.1	SW	8.0	SW	12.3	SW	8.7
21	SE	0.8	SE	0.5	SE	0.7	SE	0.5	SE	0.4	SE	0.2	SE	1.0	SE	1.5
22	SSW	3.6	SSW	0.9	SSW	0.7	SSW	4.3	SW	6.4	WSW	2.7	SW	5.2	SW	9.8
23	SSW	4.7	SSW	7.1	SSW	5.0	SW	7.8	SW	6.0	SW	6.1	SW	5.2	SW	6.4
24	ESE	6.1	ENE	7.1	ENE	3.6	ENE	2.6	NE	7.2	NE	6.2	NE	3.1	NE	4.5
25	S	3.3	ENE	4.2	ESE	1.7	S	2.8	S	1.2	SSW	2.3	SSW	5.2	SSW	7.1
26	SSW	5.1	SW	4.7	SSW	3.4	SW	5.7	SSW	6.1	SW	6.5	SW	5.0	SW	3.7
27	SSW	2.7	SSW	3.5	SSW	5.7	SW	4.9	WSW	6.7	SW	3.2	SSW	12.8	SSW	9.8
28	SSW	2.7	SW	3.7	SW	4.5	SW	4.2	SW	3.6	WSW	5.7	SW	5.4	SW	5.0
29	SSW	4.1	SW	3.1	SW	1.1	SW	5.5	SSW	3.1	SW	1.8	NE	3.1	ESE	1.5
30	NNE	1.1	NNE	0.8	ENE	0.1	ENE	2.6	ENE	1.2	ENE	1.3	ENE	1.5	ENE	1.3
31	S	3.3	SE	1.6	SSW	1.1	WSW	0.8	SSW	1.1	WNW	0.9	WNW	0.6	SW	0.5
平均		5.6		5.7		3.8		3.8		4.2		4.4		5.2		4.7

月逐日風向與風速 (ノ/ミ)

14	15	16	17	18	19	20	21	平均								
向	速	向	速	向	速	向	速	年								
SSW	9.4	WSW	9.7	SW	11.1	SW	6.4	SW	7.9	SSW	7.1	SSW	7.8	SSW	12.0	6.4
SSW	3.3	WSW	6.2	SW	4.4	WSW	8.9	SSW	7.5	SSW	6.1	SSW	7.8	SSW	2.1	6.4
SSW	7.9	SW	6.9	SW	4.7	SSW	5.4	SSW	6.9	SSW	6.2	SSW	4.2	SSW	5.7	4.8
SSW	0.5	SW	1.6	SW	0.8	SSW	0.3	SSW	0.1	SSW	1.2	SSW	12.0	SSW	12.4	4.1
SSW	5.7	SSW	4.8	SSW	5.1	SSW	6.1	S	3.1	SSW	4.1	SSW	3.1	SSW	7.1	3.6
SSW	3.7	SW	11.3	SW	9.4	SW	9.6	SW	7.3	SW	8.6	SW	9.2	SW	11.1	5.2
SSW	6.3	WSW	9.5	SW	8.8	SW	9.2	SW	10.8	SSW	12.3	SW	14.1	SW	11.5	6.3
SSW	2.8	SW	1.9	SW	1.4	SW	1.7	SW	0.9	SW	7.5	SW	3.4	SW	9.2	6.3
SSW	1.6	SW	7.6	SW	4.8	SW	3.6	NE	13.1	NE	14.1	NE	3.4	NE	7.1	4.9
SSW	0.0	SW	3.8	SSW	7.4	SW	7.7	SW	7.5	SW	9.2	SW	7.0	SW	7.2	6.3
ENE	4.7	ENE	2.1	SE	1.7	SW	5.6	NE	4.7	NE	3.2	NE	4.1	ENE	5.7	4.1
WSW	1.6	SW	2.1	SSE	3.2	SSW	2.5	SSW	2.1	SSW	5.0	SSW	2.8	SSW	3.1	2.1
WSW	0.5	WSW	0.6	SE	0.7	NE	0.6	S	6.3	S	6.7	S	0.4	SSW	0.8	0.1
NE	2.4	NE	10.0	NE	12.2	NE	11.5	ENE	12.3	NE	11.6	NE	11.4	ENE	12.7	7.7
ENE	3.8	NE	2.6	ENE	3.6	ENE	2.2	ENE	1.9	SE	4.7	SE	4.3	SE	3.7	3.6
SE	0.4	S	7.7	SW	8.2	S	4.2	S	3.1	S	4.2	S	5.7	S	5.6	2.0
ENE	0.6	ENE	0.5	ENE	6.5	NE	3.0	ENE	4.1	ENE	1.2	ENE	0.7	ENE	4.5	3.2
WSW	2.0	SSW	2.9	SSW	4.1	SW	3.7	WSW	4.3	WSW	5.4	SW	12.3	SW	12.2	3.3
SW	1.0	WSW	11.9	WSW	11.8	WSW	12.5	SW	12.0	SW	12.4	SW	12.3	SW	12.6	7.2
WSW	3.1	WSW	7.9	SW	9.3	SW	8.3	SW	11.2	SW	12.3	SW	10.8	SW	13.7	2.1
SW	2.7	SW	7.0	SSE	4.1	SW	3.7	SW	6.1	SW	5.9	NE	3.7	NE	2.6	3.0
SSW	1.3	WSW	10.1	WSW	11.2	SW	11.4	SSW	11.7	SW	7.8	SW	10.5	SW	12.3	2.1
SSW	6.5	SW	6.5	SSW	4.1	SW	4.3	SW	5.1	SW	7.0	SSW	8.2	ENE	2.9	5.7
E	3.2	ENE	2.3	ENE	3.1	ENE	3.9	ENE	4.3	ENE	3.7	ENE	4.1	ENE	3.1	4.1
SW	3.0	WSW	2.4	SW	2.5	WSW	4.5	S	5.1	S	5.6	S	5.5	S	7.7	4.0
SW	4.5	SSW	6.3	SSW	3.3	SW	6.7	SW	8.0	SSW	8.1	SSW	5.0	SSW	8.5	6.1
SW	3.5	SW	7.1	WSW	9.0	SW	5.4	SW	7.8	SSW	7.5	SW	9.0	SW	11.3	7.7
SSW	3.8	SW	6.1	SSE	8.2	SSW	5.4	SSW	6.0	SSW	5.7	SW	8.1	SSW	6.7	6.1
ENE	2.8	E	4.7	E	4.8	ENE	3.7	ENE	4.0	ENE	3.1	ENE	6.3	ENE	1.9	4.0
ENE	2.1	E	4.0	ENE	0.3	E	2.1	SE	1.0	S	1.4	ESE	2.3	SSE	2.0	1.7
SSW	1.4	SSW	5.0	SSW	2.1	SW	5.1	SSW	3.3	SSW	4.1	SSW	2.0	SSW	4.2	2.3
4.4	5.4	5.4	5.7	6.3	6.7	6.8	7.2	5.7	9							

中華民國三十五年

日	0-1	1-2	2-3	3-4	4-5	5-6	6-7	7-8	8-9	9-10	10-11	11-12
1												
2												
3				0.4	0.7	1	1	1	1	2.5	1.2	0.1
4				0.3	0.7	0.5	0.7		0.1	0.5	1.3	
5												
6												
7												
8												
9												
10												
11												
12												
13												
14												
15			0.5	0.7								
16												
17	0.1	0.3						2.7	0.7	0.7	0.8	1.6
18												
19												
20												
21												
22												
23												
24		0.7	0.8		0.8	2.4	0.5	0.9	1.1			
25					1.2	0.5	0.5	0.3			0.5	0.1
26												
27												
28												
29												
30												7.0
31												
總計	0.1	0.7	1.1	1.6	0.8	2.4	0.9	3.9	1.9	3.9	6.5	8.9

中華民國三十三年五月遼西地內溫度(°C)

日期	0.6 m	1.2 m	1.6 m	2.5 m	3.0 m	15.0 m	100.0 m
1	23.0	18.8	17.6	16.5	15.0	15.8	15.0
2	25.4	17.0	16.5	16.6	16.1	15.5	14.9
3	20.6	17.1	17.3	17.1	15.4	15.5	15.1
4	17.9	16.8	16.9	17.2	15.5	15.7	15.1
5	17.1	15.9	16.3	17.0	15.6	15.8	15.2
6	24.3	17.7	16.3	16.7	16.4	15.8	15.3
7	30.2	19.0	17.8	16.3	16.4	15.9	15.3
8	27.5	19.2	18.6	17.0	16.5	15.8	15.5
9	27.3	20.3	19.4	17.3	16.6	16.0	15.4
10	23.4	18.8	17.1	17.6	17.0	16.0	15.5
11	27.6	19.7	18.5	17.7	17.1	16.2	15.6
12	23.8	18.3	17.8	17.7	17.2	16.3	15.7
13	21.0	19.1	18.7	17.7	17.2	16.7	16.2
14	18.4	18.3	18.2	17.7	17.2	16.4	16.2
15	21.6	16.3	16.7	17.6	17.2	16.6	16.2
16	20.5	15.3	16.6	17.2	17.1	16.5	16.0
17	15.1	14.5	15.0	17.0	17.0	16.5	16.0
18	20.9	16.3	15.9	16.1	15.8	16.5	16.0
19	22.9	17.4	16.3	16.5	16.6	16.5	16.0
20	30.4	18.0	17.1	16.6	16.5	16.4	16.0
21	22.9	19.4	17.9	16.7	16.6	16.3	16.0
22	27.9	19.2	18.0	16.7	16.5	16.3	16.0
23	24.1	17.3	18.3	16.5	16.4	16.0	16.0
24	15.3	17.7	17.9	17.3	16.9	16.4	16.0
25	18.9	16.7	16.9	17.0	16.9	16.5	16.0
26	17.7	16.9	17.1	16.2	16.8	16.5	16.0
27	28.9	18.7	17.3	16.2	16.7	16.4	16.0
28	31.5	19.2	18.5	16.9	16.7	16.5	16.1
29	14.6	18.5	16.0	17.2	16.8	16.0	16.1
30	27.0	18.1	19.2	17.3	17.0	16.0	16.1
31	29.3	19.7	19.7	17.4	17.0	16.6	16.1
平均	24.0	18.1	17.6	17.1	16.7	16.3	15.8

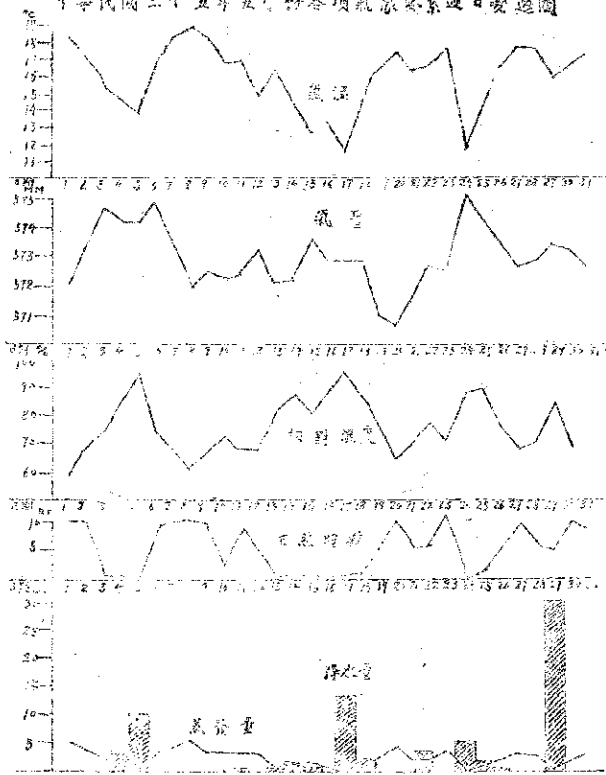
中華民國三十五年五月

日期	氣 壓			氣 溫			濕 度			
	最高	最低	平均	最高	最低	平均	最高	最低	平均	
1	75.08	73.82	74.72	3.10	1.83	2.47	11.6	13.1	8.93	58.5
2	75.35	75.16	75.11	3.05	1.73	2.41	12.2	11.7	9.66	67.5
3	75.74	75.53	75.53	2.15	1.55	2.21	14.9	10.3	7.71	74.3
4	74.86	74.79	74.28	1.71	1.47	1.70	12.2	6.8	10.81	64.5
5	74.85	75.06	75.38	1.48	1.35	1.40	12.1	5.7	11.54	75.7
6	74.87	74.05	74.10	1.55	1.49	2.28	12.4	10.4	10.70	75.6
7	73.29	74.55	71.73	2.82	1.84	25.6	12.7	12.4	10.21	76.5
8	71.97	73.03	72.60	2.43	1.88	25.8	12.5	13.3	9.63	61.8
9	72.55	73.68	76.73	2.75	1.81	24.7	11.4	13.5	10.68	61.3
10	72.33	73.75	70.71	3.01	1.67	24.7	11.7	13.0	10.37	75.4
11	72.59	74.16	71.36	2.80	1.69	25.9	10.8	16.1	9.18	69.8
12	73.27	74.72	71.49	3.23	1.44	23.8	8.0	13.8	8.54	69.0
13	72.22	72.74	74.05	1.89	1.63	23.4	13.1	10.3	11.58	84.0
14	72.32	73.2	71.62	2.10	1.44	21.2	2.1	13.4	11.67	90.1
15	73.74	74.13	72.74	1.87	1.24	18.3	20.3	10.3	9.00	82.6
16	73.09	74.01	72.05	19.3	18.3	17.4	10.0	7.4	10.35	90.2
17	72.99	74.13	72.17	19.6	11.4	13.2	7.0	4.2	10.11	99.2
18	73.05	74.17	71.40	21.9	14.4	17.2	8.8	10.4	10.72	88.9
19	74.12	73.20	69.30	39.0	16.5	21.3	12.7	8.6	10.51	78.3
20	70.85	71.87	59.12	27.7	17.4	25.3	11.6	13.7	7.74	26.7
21	73.07	74.34	71.62	2.72	15.5	24.0	11.9	12.1	10.22	71.1
22	72.74	74.35	71.17	3.28	16.5	22.5	13.0	2.4	10.20	71.1
23	72.77	74.37	74.54	2.74	17.5	24.7	12.4	12.5	10.20	71.1
24	75.27	76.26	74.78	1.08	11.4	15.2	6.4	6.8	12.7	72.0
25	74.45	75.74	72.67	3.05	14.1	20.4	11.0	9.4	11.15	92.2
26	73.34	74.35	72.55	2.40	16.3	21.5	13.2	8.2	11.24	82.0
27	72.81	73.72	71.47	2.24	17.4	24.0	13.5	10.5	10.62	72.0
28	73.24	74.44	71.87	2.57	17.6	23.6	13.2	10.4	11.71	75.8
29	73.65	74.74	72.44	2.32	15.9	20.5	13.5	6.8	12.74	70.2
30	74.74	75.41	71.87	1.72	16.7	23.1	11.6	11.5	10.14	73.3
31	73.05	74.05	71.41	2.65	17.4	24.3	12.4	11.7	10.54	72.6
全年平均	73.18	74.17	71.43	2.55	15.7	22.2	11.5	10.7	10.37	78.4

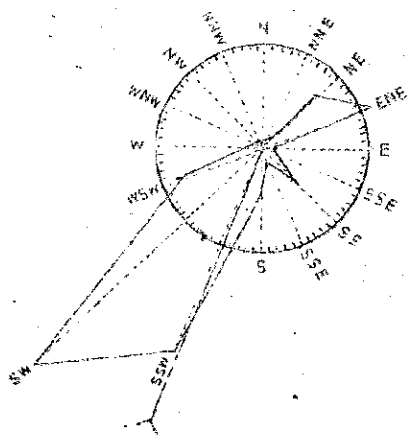
逐日氣象平均表

日期	氣溫 °C	雨量 mm	日照 h	風		停水		濕度 %	雲量 %	項目
				風向	風速	停水 時間	停水 次數			
24.1	5.3	10.7	6.6	SW			2.8	5.4	☉ ☉ ☉	
21.9	6.4	10.6	7.6	SSW			7.7	4.1	☉ ☉ ☉	
18.3	10.0	0.2	4.5	SW			6.2	2.5	☉ ☉ ☉	
14.8	10.0	0.8	4.0	SSW	3.0	2.4	7.5	1.4	☉ ☉ ☉	
14.4	9.5	0.0	3.8	SSW	10.3	1.3	4.1	0.7	☉ ☉ ☉	
21.3	5.2	9.1	8.3	SW			7.0	3.4	☉ ☉ ☉	
23.3	2.9	13.4	9.9	SW			7.5	4.6	☉ ☉ ☉	
24.1	2.5	12.0	4.5	SW			7.4	5.4	☉ ☉ ☉	
24.1	5.0	10.2	4.8	SW			7.0	3.8	☉ ☉ ☉	
20.7	7.4	3.9	4.3	SW			6.0	3.5	☉ ☉ ☉	
24.5	5.1	9.1	4.7	SW	0.1	0.3	8.0	3.5	☉ ☉ ☉	
22.7	7.8	5.9	2.2	SSW			7.5	3.4	☉ ☉ ☉	
21.9	7.4	1.1	0.4	SSW	0.2	0.5	7.9	1.5	☉ ☉ ☉	
18.4	9.7	1.7	7.8	NE	1.5	2.9	5.7	1.5	☉ ☉ ☉	
18.3	7.9	1.2	4.8	ENE	1.2	0.9	6.5	2.0	☉ ☉ ☉	
16.4	10.0	0.1	2.0	S	0.4	0.7	7.7	1.0	☉ ☉ ☉	
12.1	7.9	0.0	5.2	ENE	13.5	8.0	0.5	0.0	☉ ☉ ☉	
13.7	8.9	2.1	3.8	WSW	2.2	0.2	6.4	1.3	☉ ☉ ☉	
19.5	6.6	7.8	9.2	SW			7.2	3.2	☉ ☉ ☉	
22.4	2.5	11.4	9.7	SW			7.9	4.1	☉ ☉ ☉	
22.4	7.9	6.9	3.0	SE	3.6	1.1	7.1	2.5	☉ ☉ ☉	
21.0	7.6	8.0	2.1	SW	T		6.2	2.6	☉ ☉ ☉	
22.8	6.9	12.4	5.7	SW			8.0	4.1	☉ ☉ ☉	
14.1	9.5	0.0	4.9	ENE	5.3	3.8	5.0	0.7	☉ ☉ ☉	
17.7	7.5	3.5	4.0	S	1.0	1.2	3.5	1.1	☉ ☉ ☉	
18.8	7.1	5.2	6.1	SW	0.7	0.2	8.0	2.4	☉ ☉ ☉	
22.0	6.0	10.6	7.7	SW			8.3	3.6	☉ ☉ ☉	
23.1	8.1	7.7	4.9	SW			8.4	3.3	☉ ☉ ☉	
20.0	7.0	5.1	4.0	ENE	30.5	2.6	6.4	7.7	☉ ☉ ☉	
26.2	4.3	11.7	1.7	ENE			5.5	2.9	☉ ☉ ☉	
23.7	8.3	9.2	1.3	SSW			3.2	1.4	☉ ☉ ☉	
20.4	7.2	190.6	5.7	SW	74.5	26.1	6.5	20.5		

中華民國三十五年五月各項氣象要素逐日變遷圖



中華民國三十五年五月份風向頻率圖



風向次數 ———— 合成風向

方向	N	NNE	NE	ENE	E	ESE	SE	SSE	S	SSW	SW	WSW	W	WNW	NW	NNW	V	C
次數	1	5	3	5	7	5	25	7	26	17	16	4	1	6	2			3
百分比	0.2	1.6	0.9	1.5	2.1	1.6	8.1	2.3	8.7	5.5	5.2	1.3	0.3	1.9	0.7			0.6

觀測記錄尺則

- (1) 主尺以特製水筆山鋼其長度為尺2'3"其端之鋼質約1'2"其重量水尺重量出淨重約230公克。
- (2) 副尺以尺總二十四時，其尺每十分度準時六時至二十一時直標視測十六時至二十二時至翌日五時之氣溫氣濕溫度為五等紀錄，其律自氣濕器變換管狀，其管標尺以公厘為單位每時溫度標尺刻畫，總尺總度尺打正。
- (3) 副尺以特製鋼尺標准，其尺每十分度準時六時至二十一時直標視測十六時至二十二時至翌日五時之氣溫氣濕溫度為五等紀錄，其律自氣濕器變換管狀，其管標尺以公厘為單位每時溫度標尺刻畫，總尺總度尺打正。
- (4) 副尺以特製鋼尺標准，其尺每十分度準時六時至二十一時直標視測十六時至二十二時至翌日五時之氣溫氣濕溫度為五等紀錄，其律自氣濕器變換管狀，其管標尺以公厘為單位每時溫度標尺刻畫，總尺總度尺打正。
- (5) 副尺以特製鋼尺標准，其尺每十分度準時六時至二十一時直標視測十六時至二十二時至翌日五時之氣溫氣濕溫度為五等紀錄，其律自氣濕器變換管狀，其管標尺以公厘為單位每時溫度標尺刻畫，總尺總度尺打正。
- (6) 副尺以特製鋼尺標准，其尺每十分度準時六時至二十一時直標視測十六時至二十二時至翌日五時之氣溫氣濕溫度為五等紀錄，其律自氣濕器變換管狀，其管標尺以公厘為單位每時溫度標尺刻畫，總尺總度尺打正。
- (7) 副尺以特製鋼尺標准，其尺每十分度準時六時至二十一時直標視測十六時至二十二時至翌日五時之氣溫氣濕溫度為五等紀錄，其律自氣濕器變換管狀，其管標尺以公厘為單位每時溫度標尺刻畫，總尺總度尺打正。
- (8) 副尺以特製鋼尺標准，其尺每十分度準時六時至二十一時直標視測十六時至二十二時至翌日五時之氣溫氣濕溫度為五等紀錄，其律自氣濕器變換管狀，其管標尺以公厘為單位每時溫度標尺刻畫，總尺總度尺打正。
- (9) 副尺以特製鋼尺標准，其尺每十分度準時六時至二十一時直標視測十六時至二十二時至翌日五時之氣溫氣濕溫度為五等紀錄，其律自氣濕器變換管狀，其管標尺以公厘為單位每時溫度標尺刻畫，總尺總度尺打正。
- (10) 副尺以特製鋼尺標准，其尺每十分度準時六時至二十一時直標視測十六時至二十二時至翌日五時之氣溫氣濕溫度為五等紀錄，其律自氣濕器變換管狀，其管標尺以公厘為單位每時溫度標尺刻畫，總尺總度尺打正。
- (11) 副尺以特製鋼尺標准，其尺每十分度準時六時至二十一時直標視測十六時至二十二時至翌日五時之氣溫氣濕溫度為五等紀錄，其律自氣濕器變換管狀，其管標尺以公厘為單位每時溫度標尺刻畫，總尺總度尺打正。
- (12) 副尺以特製鋼尺標准，其尺每十分度準時六時至二十一時直標視測十六時至二十二時至翌日五時之氣溫氣濕溫度為五等紀錄，其律自氣濕器變換管狀，其管標尺以公厘為單位每時溫度標尺刻畫，總尺總度尺打正。
- (13) 副尺以特製鋼尺標准，其尺每十分度準時六時至二十一時直標視測十六時至二十二時至翌日五時之氣溫氣濕溫度為五等紀錄，其律自氣濕器變換管狀，其管標尺以公厘為單位每時溫度標尺刻畫，總尺總度尺打正。

氣 度			元 氣 符 號		
等 級	氣 度	氣 度	元 氣 符 號	元 氣 符 號	元 氣 符 號
0	—	0.0 公厘	○	晴	日
1	0.1 公厘	0.1 公厘	○	晴	日
2	0.2 公厘	0.2 公厘	○	晴	日
3	0.3 公厘	0.3 公厘	○	晴	日
4	0.4 公厘	0.4 公厘	○	晴	日
5	0.5 公厘	0.5 公厘	○	晴	日
6	0.6 公厘	0.6 公厘	○	晴	日
7	0.7 公厘	0.7 公厘	○	晴	日
8	0.8 公厘	0.8 公厘	○	晴	日
9	0.9 公厘	0.9 公厘	○	晴	日

雲南省立昆明測候所氣象月報

1

本片卷自 1936 年 1 卷 1 期
至 1946 年 11 卷 5 期