

403998



EDITED BY

DIONYSIUS LARDNER, D.C.L.

Formerly Professor of Natural Philosophy and Astronomy in University College, London

ILLUSTRATED BY ENGRAVINGS ON WOOD

VOL. VII.

LONDON:

WALTON AND MABERLY,

UPPER GOWER STREET, AND IVY LANE, PATERNOSTER ROW.

1855.

LONDON ·
BRADBURY AND EVANS, PRINTERS, WHITEFRIARS

CONTENTS.

COMMON THINGS—THE ALMANACK.

	PAGE
CHAP. I.—1. The Almanack.—2. The Calendar.—3. The contents of an Almanack — Predictions. — 4. Its prophetic character abused.—5. Saints' Days.—6. Date of the year.—7. Christian era.—8. Discrepancy between the reckoning of Astronomers and Chronologists.—9. When a century begins and ends.—10. Commencement and duration of the Seasons.—11. Beginning of the year.—12. Fixed and moveable Feasts.—13. Easter.—14. Not dependent on the phases of the Moon.—15. By what rule determined.—16. Rule not generally understood.—17. Equinox.—18. Ecclesiastical Moon.—19. Age of the Moon.—20. Full Moon.—21. Error in the expression of the rule.—22. Lunar cycle.—23. Average length of civil and astronomical cycles agree.—24. Fictitious moon never far distant from real moon.—25. Golden Number.—26. Epact.—27. Used to determine the date of Easter.—28. Amount of separation of fictitious from real moon.—29. Limits of variation of date of Easter.—30. Earliest possible.—31. Latest possible.—32. Paschal Moon 1	
CHAP. II.—33. Paschal moon sometimes gives a different Easter from real moon.—34. Occasion of public controversies.—35. Professor De Morgan points out error in Act of Parliament.—36. Other moveable Feasts. — 37. Extract from De Morgan's Book of Almanacks.—38. Whit-Sunday.—39. The Indiction.—40. Solar Cycle.—41. To find the year of the current solar cycle.—42. Dominical or Sunday Letter.—43. How affected by Leap-year.—44. Sunday Letter of the year 1 A. D.—45. To find Sunday Letter for any year.—46. Eras.—47. Julian Period.—48. Its commencement determined.—49. Its use in chronology.—50. Contents of the Calendar.—51. Aspect of the Heavens.—52. Times of rising and setting of celestial bodies.—53. Distortion produced by the atmosphere.—54. Other effects.—55. True and apparent sunrise.—56. The sun seen before it rises.—57. Conventional meaning of the terms sunrise and sunset.—58. Refraction.—59. The Equinoxes —60. Day and night rarely of the same length.—61. How modified by refraction 17	
CHAP. III.—62. Noon.—63. Clock time and sun time.—64. Declination of sun.—65. Tropics.—66. Solstices.—67. Dog days.—68. Why Midsummer is not the hottest season.—69. Unequal intervals between the equinoxes.—70. Signs of the Zodiac.—71. Their designations.—72. Tropics of Cancer and Capricorn.	

	PAGE
—73. Change of position of constellations.—74. Zodiac.—75. Ecliptic.—76. Other contents of Almanack.—77. Astronomical terms.—78. Conjunction.—79. Opposition.—80. Quadratures.—81. Morning and evening star.—82. Further illustrations.—83. Lunar changes.—84. When said to be gibbous	33
CHAP. IV.—85. Full moon.—86. Last quarter.—87. Moon's age.—88. Rate of motion variable.—89. Causes thereof.—90. "May moon," "March moon," &c.—91. Confusion arising from this form of expression.—92. The epochs of chronology.—93. Anno Mundi. *	
—94. Era of Nabonassar.—95. The Hegira	49

COMMON THINGS—COLOUR.

CHAP. I.—1. Colours depend upon reflected lights.—2. Bodies luminous and non-luminous.—3. Luminaries.—4. Non-luminous bodies.—5. Transparency and opacity.—6. Transparency never perfect.—7. Opacity never perfect.—8. Bodies rendered visible by reflected light.—9. Irregular reflection.—10. Reflecting powers vary.—11. The blackest body reflects some light.—12. Irregular reflection necessary to vision.—13. Use of the atmosphere in diffusing light	57
CHAP. II.—14. Diffusion of light by all visible objects.—15. Decomposition of light by visible objects.—16. Experimental proof of the composition of light.—17. The prismatic spectrum.—18. The composition of solar light.—19. The recomposition of light by prism and concave reflector.—20. The same by prism and lens.—21. The same with artificial colours.—22. Light of the same colour may have different refrangibilities.—23. Colours produced by combining different rays of the spectrum.—24. Complementary colours.—25. Colours of natural bodies generally compound.—26. Method of observing the spectrum by direct vision.—27. Why objects seen through prism are fringed with colours.—28. The prismatic colours, not all simple.—29. Sir D. Brewster's analysis of the spectrum	65

OPTICAL IMAGES.

CHAP. I.—1. Great importance of the subject in relation to all the effects of vision.—2. Explanation of how an object is seen with the naked eye.—3. Images produced by plane reflectors.—4. How rays are reflected from such surfaces.—5. Experimental verifications of this.—6. Image of a point in a plane reflecting surface.—7. Image of an object in the same.—8. Real and imaginary images.—9. Images produced by spherical reflectors.—10. By a concave reflector.—11. Experimental verification.—12. Variation of position, and magnitude of image.—13. Images in convex reflectors.—14. Images produced by transparent bodies.—15. Refraction.—16. Cases in which light will not enter a transparent body.—17. Reflection of objects in water.—18. The	
--	--

	PAGE	
fallacy of the fable of "the Dog and the Shadow."—19. Objects seen at the bottom of a transparent body.—20. Case of water and glass.—21. Broken appearance of a rod immersed in water.—22. Cases in which rays cannot emerge from a transparent body.—23. Experimental verification.—24. Reflection by a rectangular Prism.—25. Images produced by lenses.—26. Six kinds of lenses.—27. The axis of a lens.—28. Example of each kind of lens.—29. Optical image produced by a convex lens.—30. Relative position of the object and image	81	
CHAP. II.—31. Experimental verification.—32. Variation of the magnitude of the image.—33. Principal focus and focal length.—34. Variation of position, and magnitude of image.—35. When images real, and when imaginary.—36. Images produced by concave lenses.—37. Focal length varies with refracting power.—38. Refracting power depends on material of lens.—39. Spherical aberration.—40. Images produced by lenses not absolutely clear and distinct.—41. Series of images.—42. Nebulous and confused effect.—43. Spherical aberration greater near the borders.—44. Increases with the curvature.—45. And with the magnifying power.—46. Spherical distortion.—47. Curved images.—48. How to diminish spherical aberration.—49. Lenses made from diamonds and other precious stones.—50. Ineffectual attempts at improvement by this means.—51. Methods of diminishing spherical aberration by proper adaptation of curvatures.—52. Aplanatic lenses.—53. Chromatic aberration.—54. White light compound.—55. Coloured lights sometimes compound.—56. Images produced by homogeneous lights.—57. Images produced by compound light.—58. Lenses always produce several images of a natural object.—59. Why they are not always so confused as to be useless for vision.—60. Dispersion.—61. Dispersion increases with refraction.—62. Dispersion different with different material		97
CHAP. III.—63. Experimental illustration.—64. Dispersive powers.—65. Dispersive power does not necessarily increase with refractive power.—66. Example of the diamond.—67. Achromatic lens.—68. Achromatic combination of flint and crown-glass.—69. Form of the compound lens		113

COMMON THINGS—THE LOOKING-GLASS.

- 1.—Though common and familiar, little understood.—2. Image of an object produced by it vertically erect, but laterally inverted.—3. Image of an object parallel to the looking-glass.—4. Image of an object inclined to the reflector.—5. Series of images formed by two reflectors.—6. Example in rooms furnished with several mirrors.—7. Reflection by a looking-glass takes place at the posterior surface—silvering.—8. Analysis of the effect of a looking-glass upon the light falling on it.—9. Conditions on which the goodness of a looking-glass depends.—10. Effect of mirrors flush with the floor.—11. Best method of cleaning

	PAGE
mirrors.—12. Light reflected from the silvered surface.—13. How a double image is produced.—14. Why one image is much more faint than the other.—15. Positions in which the two images are visible.—16. The image usually seen produced by the posterior surface.—17. Effect of light absorbed by the glass.—18. Glasses rendered unfaithful in their tints.—19. A good glass must have its surface parallel.—20. Defects of low-priced glasses	120

THE TIDES.

Their correspondence with the lunar phases known at an early period.—2. Erroneous notions prevalent as to their causes.—3. Not caused by the moon's attraction.—4. But by the inequality of its attraction.—5. Calculation of this inequality.—6. Solar tides.—7. Difference between the power of the sun and moon to produce a tide.—8. Spring and neap tides.—9. Why the tides are not directly under the moon.—10. Establishment of the port.—11. Effects of the form of the coasts upon the local tides.—12. Dr. Whewell's analysis of the progress of the tidal wave.—13. Age of the tide.—14. Velocity of the tide.—15. Undulations.—16. Motion of the crest of a wave.—17. Range of the tide.—18. How affected by the weather

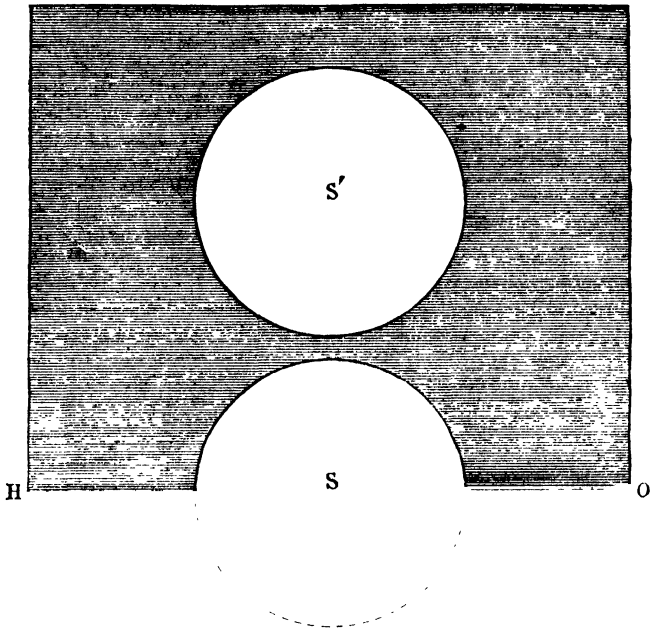
HOW TO OBSERVE THE HEAVENS.

<p>CHAP. I.—1. Spectacle presented by the firmament.—2. Useful observations can be made without astronomical instruments.—3. Apparent motion of the firmament.—4. The meridian.—5. View of the circumpolar region.—6. Permanency of the form of the stellar groups.—7. The celestial sphere.—8. The celestial poles.—9. Orders of magnitude of the stars.—10. Number of stars of each order.—11. Constellations.—12. Ursa major.—13. Antiquity of the name.—14. Sometimes called Waggon, Wain, or Chariot.—15. Number of stars in it.—16. Proper names of stars.—17. Use of the imaginary figure to express the position of the stars.—18. Ursa minor: the pole star.—19. How it makes a nocturnal clock.—20. Arctic circle: origin of the name.—21. Cassiopeia's chair.—22. Pegasus and Andromeda.—23. Perseus.—24. Auriga.—25. General view of the region of these constellations: Capella, Vega, Adrided, and Altair.—26. Orion.</p>	145
<p>CHAP. II.—27. Antiquity of the name of Orion.—28. Nebulæ in the constellation Orion.—29. General view of this region of the heavens.—30. Procyon and Sirius.—31. Aldebaran: the Hyades and the Pleiades.—32. The constellations of the zodiac.—33. Use of celestial maps.—34. Use of a celestial globe.—35. To find the place of an object in the heavens</p>	161

THE STELLAR UNIVERSE.

	PAGE
CHAP. I.—1. Retrospect of the solar system.—2. Inquiries beyond its limits.—3. This system surrounded by an extensive void.—4. This proved by the absence of external perturbations.—5. And by comets, which are feelers of the system.—6. Where then is the vast multitude of stars which appear in the firmament?—7. Absence of apparent parallax.—8. Illustration of the effects of parallax.—9. Its apparent absence favoured the Ptolemaic system.—10. Effects of parallax explained.—11. Parallax of the planets visible	169
CHAP. II.—12. Absence of parallax obstructed the acceptance of the Copernican system.—13. Immense distance of stars inferred from its minuteness or absence.—14. Its greatest possible magnitude.—15. Distances of stars inferred.—16. Use of the motion of light as a modulus of this distance.—17. Methods of ascertaining the parallax.—18. Parallax of α Centauri.—19. Parallax of nine principal stars.—20. The vacuum surrounding the solar system necessary to cosmical order.—21. Classification of stars by magnitude arbitrary.—22. Fractional magnitudes.—23. Number of stars of each magnitude.—24. Total number of stars in the firmament.—25. Varieties of magnitude chiefly caused by difference of distance.—26. Stars as distant from each other as from the sun.—27. Telescopes do not magnify them.—28. Absence of a disc proved by their occultations.—29. Meaning of the term magnitude as applied to the stars.—30. Why the stars may be rendered imperceptible by their distance.—31. Real magnitudes of the stars.—32. Application of photometers or astrometers.—33. Comparison of the sun's light with that of a star.—34. Relative real magnitudes of the sun and a star estimated.—35. Comparative magnitude of the sun and the dog-star.—36. Vast use of the telescope in stellar observations.—37. Its power to increase the apparent splendour of a star explained	177
CHAP. III.—38. Telescopic stars.—39. Space-penetrating power of the telescope.—40. Vast distances of small telescopic stars.—PERIODIC STARS : 41. Stars of variable lustre.—42. Remarkable stars of this kind in Cetus and Perseus.—43. Table of periodic stars.—44. Hypothesis to explain periodic stars. TEMPORARY STARS : 45. Such stars seen in ancient times.—46. Star discovered by Mr. Hind.—47. Missing stars. DOUBLE STARS : 48. Researches of Sir W. and Sir J. Herschel.—49. Stars optically double.—50. This supposition not admissible.—51. Refuted by the proper motion.—52. Classification of double stars.—53. Table of double stars.—54. Coloured double stars.—55. Triple and other multiple stars.—56. Attempt to discover parallax by double stars.—57. Observations of Sir W. Herschel	193

Fig. 1.



COMMON THINGS.

THE ALMANACK.



CHAPTER I.

- The Almanack.—2. The Calendar.—3. The contents of an Almanack —Predictions.—4. Its prophetic character abused.—5. Saints' Days.—6. Date of the year.—7. Christian era.—8. Discrepancy between the reckoning of Astronomers and Chronologists.—9 When a century begins and ends.—10. Commencement and duration of the Seasons.—11. Beginning of the year.—12. Fixed and moveable Feasts.—13. Easter.—14. Not dependent on the phases of the Moon.—15. By what rule determined.—16. Rule not generally understood.—17. Equinox.—18. Ecclesiastical Moon.—19. Age of the Moon.—20. Full Moon.—21. Error in the expression of the rule.—22. Lunar cycle.—23. Average length of civil and astronomical cycles agree.—24. Fictitious moon never far distant from real moon.—25. Golden

COMMON THINGS—THE ALMANACK.

Number.—26. Epact.—27. Used to determine the date of Easter.—28. Amount of separation of fictitious from real moon.—29. Limits of variation of date of Easter.—30. Earliest possible.—31. Latest possible.—32. Paschal Moon.

1. Of all books the Almanack is the most indispensable. So constant is the need for it, that, unlike other books, it is not deposited on the shelf, but lies ready at hand on the table. This general and constant utility, which ought to have exempted it from fiscal restriction, was precisely the circumstance which marked it out for the fatal visitation of the Stamp Office, and raised, thereby, for many years a barrier against its improvement. The moment of its emancipation from the Chancellor of the Exchequer having, however, at length arrived, it was indefinitely multiplied, assumed a thousand shapes, was offered at prices suiting all pockets, in dresses suiting all tastes, with accessories and appendages adapted to the exigencies of all avocations, and was sometimes even given gratuitously as a convenient vehicle for the commercial announcements which accompanied it.

One might imagine that a book thus so universally necessary would be as universally understood; nevertheless it may be fairly questioned whether one in ten thousand of those who daily consult it have any clear or definite notions of the import of even those parts of it to which they refer, and it is beyond all doubt that of many other parts they have no notion whatever. It has, therefore, appeared to us that some explanatory notice of its contents will not be unacceptable to our numerous readers.

ALMANACK, or ALMANACH, is an Arabic term derived from the word MANAH, *to reckon*.

2. In the almanack the CALENDAR holds a prominent place, so prominent indeed that the terms are sometimes used interchangeably. Nevertheless, *Calendar* has a more special and limited application. The first day of the Roman months was called CALENDAS, and hence a table showing the successive days of each month, and indicating the festivals and anniversaries civil or religious, which fell upon them, came to be called THE CALENDAR.

It has been already explained in our Tract on "Time," that the word MONTH has various senses. It may mean the moon's periodic time, that is, the time it takes to make a complete revolution round the earth. It also expresses the time which elapses between two successive new moons. This is called a LUNAR MONTH, and sometimes a SYNODIC MONTH. In low, four weeks are taken to be a month. The year consists of twelve unequal parts, which are called CALENDAR MONTHS. These are the months which have received the names with which every one is familiar.

ORIGIN OF THE NAME.

3. The almanack is a year-book, and is published before the commencement of the year whose date it bears, and to which its contents are related.

The contents of the almanack are, therefore, necessarily predictions.

The prediction of fixed anniversaries, whether civil, religious or natural, requires no calculation, since they fall from year to year upon the same days. The recurrence of many celestial phenomena, which are of great popular and civil interest, varies from year to year; and some religious and civil festivals and observances which are conventionally regulated by them, are subject to a like variation, and the prediction of the days of their recurrence depends on similar calculations.

4. The people of all classes in all countries seeing the precision with which so many and such various phenomena were foretold, were not slow to manifest a craving after like predictions of events of quite another order; and almanack makers were not—and are not even now—wanting who pander to this demand. We have, accordingly, almanacks including predictions of the vicissitudes of weather, of the occurrence of great political events, and in short of everything which can be imagined to gratify the spurious appetite of the credulous. It must be admitted, to the discredit of certain of our public bodies, that they have long condescended to traffic in this sort of charlatanism, and to derive a revenue from thus imposing on public credulity. If precedent, however, can be admitted as any extenuation of this practice, they may claim to have sinned in good company, for Arago relates that he had the following anecdote from Lagrange.

“The Berlin Academy, so celebrated for the vastness of physical discoveries and researches which were consigned to its transactions, formerly derived its chief revenue from the circulation of its almanack. This publication from an early period included a mass of pretended predictions of meteorological phenomena and political events, like those which figure in some of our own almanacks of much more recent date. Ashamed of sanctioning the publication of such absurdities, the Academy, upon the proposition of one of its leading members, resolved at one time upon suppressing them and supplying their place with more rational and useful matter.

“The immediate consequence of the reform was the almost total suspension of the revenues of the Academy by the great decrease of the sale of the almanack, so that the learned body was literally starved into compliance with the public demand, and compelled to reissue annually a collection of pretended predictions which were a subject of ridicule to those who invented and compiled them.”

COMMON THINGS—THE ALMANACK.

A similar circumstance occurred with respect to Moore's Almanack, of which the sale was reduced in amount by the omission of the column which assigned the effects produced by the signs of the zodiac on human members.

Another of the early almanacks which owed its immense circulation to the same cause, was one published at Liège, under the name of Matthew Laensberg, a canon of that city. "When we speculate on human credulity," observes Arago, speaking of this almanack, "we may be confident of success. It is in vain that, from year to year, the events are in flat contradiction to the predictions. The public does not the less resort to the famous almanack, so true is the saying of La Fontaine:—

L'homme est de glace aux vérités,
Il est de feu pour le mensonge."

Arago relates a curious accidental coincidence which gave the Laensberg Almanack prodigiously increased vogue. In the Almanack for 1774, there appeared a prediction that "one of the most favoured ladies would play her last part in the month of April." Now, it so happened, that in the month of April, Louis XV. was attacked at Versailles with the small-pox, and the notorious Madame Dubarry was expelled from the palace.*

5. The religious anniversaries indicated in the calendar, consisting principally of the days consecrated by the Church to the commemoration of saints and martyrs, necessarily vary in different Christian countries, according to the varying forms of the faith. The personages recognised as saints in the Roman Church are at least six times as numerous as the days of the year; and although the Greek Church does not recognise exactly the same collection, their list is equally abundant. A selection has been made by each branch of the Church, and the name of a saint or martyr is appropriated to each of the three hundred and sixty-five days; and to such an extreme is this carried, that a saint is even given to the intercalary day in bissextile years. Thus, in the Roman Church, the intercalary day is appropriated to St. Damien, and in the Greek branch to St. Cassian.

The identification of the days of the year severally with the names of canonised personages, will explain the familiar allusions to the "Saints of the Calendar."

In Protestant States, and more especially in England, this long list of saints is greatly curtailed, all those whose canonisation took place subsequently to the imputed corruption of the Church being rejected. In Catholic countries, however, the names regis-

* For a more recent specimen of the effect of such an accidental coincidence occurring among ourselves, see our Tract on "Weather Prognostics."

“SAINTS OF THE CALENDAR.”

tered in the calendar have become so closely interwoven with the national manners and customs, that it is unlikely that any reformation should efface them. It is the general practice to celebrate the anniversary of each individual, not, as with us, upon that of his or her birth, but upon the day consecrated to the memory of the saint whose name he or she bears. By this usage each day in the calendar becomes as it were the peculiar property of certain individuals, and to efface the saints would be practically to rob all the world of their festivals. In certain times and among certain people such a measure would excite an insurrection.

6. The very first date indicated in the Almanack, that from which it takes its title, and which is marked upon its back, the number designating the year, may require some brief explanation. What is meant, for example, by the year 1855? What is its beginning? what its end? From what point of departure are its units reckoned? 1855 since when? These are questions to which the answers are not quite so obvious as they may seem.

7. During the first five centuries after the birth of Christ, the Christians, comparatively few in number, and scattered among different and distant peoples, used in their records no other mode of expressing dates than those which prevailed among the nations of which they severally formed a part. In 532 A.D., when their numbers and importance had augmented, Dionysius Exiguus, a monk of Scythian birth, proposed that all Christians should adopt the epoch of the birth of Christ as their point of departure in counting time and in the expression of dates. This rendered necessary an investigation into the question of the date of that event. Dionysius made historical researches, the result of which assigned the birth of Christ to the 25th day of December, in the 753rd year from the foundation of Rome.

It might have been expected, therefore, that the first Christian year would commence on that day, and that its anniversary would be the first day of each succeeding year. It was, however, found inconvenient to change the commencement of the year, and it was resolved to adhere to that of the Roman year theretofore used by the Church—that is, to the 1st January, and that the first year of the Christian era should be the 754th year from the foundation of Rome. According to the mode of reckoning finally adopted, therefore, the year 1 A.D. was that which commenced at the moment of the midnight between the 31st December in the 753rd, and the 1st January in the 754th year of Rome.

The uncertainty which must necessarily attend the exact date of an event so remote as the birth of Christ, occurring moreover in an obscure corner of a remote Roman colony, and though

COMMON THINGS—THE ALMANACK.

attended with future consequences so important, invested with no circumstances which could lead to its having been recorded in the public annals, does not at all affect chronology; since whatever may have been the actual day of Christ's birth, that which connects the Christian with the ancient chronology is the first day of the year 754 of Rome.

To convert any year A.D. into the corresponding year of Rome, it is only necessary therefore to add 753 to it. Thus the year 1 A.D. was the year 754 of Rome, the year 20 A.D. was the year 773 of Rome, and so on.

It will be observed that the first year of the Christian era is not, as might be imagined, that of the birth of Christ, but the following year. It is the year in which, according to the researches of Dionysius Exiguus, Christ completed his first year.

8. Since, according to the Christian chronology, time is counted thus prospectively forward from the birth of Christ, the *year after* that event being taken as the first year of the series, it might by analogy be presumed that in counting time retrospectively the *year before* the same event would be taken as the first year of the backward series. Thus while the year after that of the birth of Christ is 1 A.D., the year before that of the birth of Christ would be the year 1 B.C., and consequently that the year itself in which Christ was born would be either 0 A.D. or 0 B.C. indifferently. By such a mode of expressing dates, the interval between any day in any year A.D., and the corresponding day in another year B.C., would be found by adding together the numbers expressing the years. Thus the interval between 1st July, 1 A.D., and 1st July, 0 B.C., was 1 year; the interval between 1st July, 1 A.D., and 1st July, 1 B.C., was 2 years; the interval between 1st July, 15 A.D. and 1st July, 14 B.C. was 29 years, and so on.

And this is, accordingly, the method of expressing dates which astronomers use. It is, however, unfortunately, not that adopted by historians and chronologists. According to these the year 753 of Rome, in which Christ is supposed to have been born, is the year 1 B.C., and consequently all their dates B.C. exceed the corresponding dates of astronomers by 1. Thus the year which astronomers call 500 B.C., historians call 501 B.C.

To find, therefore, the interval between any day in a year A.D. and the corresponding day in any year B.C. when the historical dates are used, it will be necessary to add together the two dates and subtract 1 from their sum.

9. Historical events are often referred to by stating that they occurred in such or such a century. Now one might well suppose that there could arise no obscurity or confusion in the use of such a term, yet it is notorious that after the year 1800, questions were

ANNO DOMINI.

constantly raised in society as to whether such or such a day or month belonged to the eighteenth century or to the nineteenth.

The first day and the starting point or zero of the Christian chronological scale was the midnight with which the 1st January, 1 A.D. commenced. This was the moment, therefore, at which the *first century* began, and it ended evidently when, dating from that moment, 100 complete years had elapsed. The first century, therefore, terminated and the second began at the midnight between the 31st December, 100 A.D. and the 1st January, 101 A.D. In like manner the second century terminated and the third began at the midnight between the 31st December, 200 A.D., and the 1st January, 201 A.D. It is evident, therefore, that the entire year 100 A.D. belonged to the first century, and the entire year 200 A.D. to the second century; and, in the same manner, it follows that the entire year 1800 A.D. belonged to the eighteenth century. The eighteenth century therefore commenced with the 1st January, 1701 A.D., and terminated with the 31st December, 1800 A.D., both these days belonging to that century. In like manner the first day of the nineteenth century was 1st Jan., 1801 A.D., and its last day will be 31st December, 1900 A.D.

10. One of the series of dates predicted in the almanack are those which mark the commencement of the seasons. The winter terminates and the spring commences at the moment of the vernal equinox; the spring terminates and the summer commences at the moment of the summer solstice; the summer terminates and the autumn commences at the moment of the autumnal equinox, and the autumn terminates and the winter commences at the moment of the winter solstice. The conditions which determine the equinoxes and solstices have been explained in our Tract on "Time."

Owing to a certain small variation in the rate at which the sun moves annually round the firmament—the cause of which has been explained in the same Tract—the seasons are not equal in length. The following are their lengths respectively:—

	D.	H	M.
Spring	92	20	50
Summer	93	14	7
Autumn	89	17	49
Winter	89	1	2

48

If the civil year, that is the year of the almanack, were identical with the equinoctial year, the seasons would commence respectively always upon the same days of the year. But although the civil year in the long run does not vary to any

perceptible extent from the equinoctial year, this coincidence is not continual and results from the compensation produced by the device of bissextile or leap years, for a full explanation of the origin and purpose of which, see our Tract on "Time." By this expedient the civil years form a quadrennial cycle, consisting of three years of 365 days, and one year of 366 days. Now it will be easy to see that the consequence of this is, that the commencement of spring oscillates forward and backward alternately, being for the first three years of the cycle continually $5^h 48^m$ later, and in the last year $18^h 12^m$ earlier. On this account the first day of spring sometimes falls upon the 20th and sometimes on the 21st March.

As the length of the seasons respectively remains the same, it follows that the commencement of them severally is subject to a like variation. The commencement of summer oscillates between the 21st and 22nd June, that of autumn between the 22nd and 23rd September, and that of winter between the 21st and 22nd December.

To make this more evident let us take for example the quadrennial cycle, which commenced with the year 1853. The commencement of spring in the year 1853 was at $4^h 40^m$ in the afternoon of the 20th March. The year 1853, having only 365 days, while the interval between the two successive equinoxes is $365^d 5^h 48^m$, it follows that the commencement of spring in 1854 was $5^h 48^m$ later, and consequently took place on the 20th March, at $10^h 28^m$ in the evening. In the same manner, 1855 having only 365 days, the next commencement of spring is again $5^h 48^m$ later, and consequently takes place at 16 minutes past 4 o'clock in the morning of the 21st March. The following year, 1856, is, however, leap year, and has 366 days, while the interval between the equinoxes being only $365^d 5^h 48^m$, is $18^h 12^m$ less, and consequently the commencement of spring will be $18^h 12^m$ earlier in 1856 than it was in 1855, and, therefore, will take place at 4 minutes past 10 o'clock in the morning of the 20th March.

Thus the commencement of spring alternately advances and retrogrades; but the Julian cycle of four years, modified by the Gregorian cycle of 400 years, produces such a compensation, that for many thousands of years it cannot be earlier than the 20th or later than the 21st March, and the variation of the commencement of the other seasons is subject to similar limits.*

11. It will be evident, therefore, that although the year, in respect to its length, has a relation to the course of the seasons, it has no such relation in respect to its beginning and end. It

* See Tract on "Time."

LEAP YEAR—MOVEABLE FEASTS.

might have been supposed that, as all civilised people have concurred in adopting the course of the seasons as the great unit of time, they would have also fixed the limits of these units as they succeed each other, by making them correspond with the natural limits of the seasons. It is a very remarkable fact, nevertheless, that, although various beginnings and endings of the year have been adopted at different ages and in different nations, not one that we know of was determined by the natural limits of the seasons.

12. Some religious observances, such, for example, as Christmas, the Assumption, the Annunciation, always return upon the same days of the same month. Others, such, for example, as Easter, Trinity Sunday, Whitsunday, Corpus Christi, return on different days in each successive year, and are hence called **MOVEABLE FEASTS**.

To assign from year to year the dates of these moveable feasts is one of the chief religious uses of the calendar.

The principal of the moveable feasts, and that upon which the dates of all the others depend, is Easter,* or the festival of the Resurrection.

13. The Resurrection took place at or near the full of the moon which followed the equinox. This was also the time when the Jews were accustomed to celebrate their festival of the Passover. The celebration of that feast was regulated not only by the sun, but also by the moon, and as the period of the lunar phases is not commensurable with that of the seasons, the Passover was necessarily a moveable feast, in reference to an equinoctial year. The Christian festival was celebrated at the Paschal full moon, because its origin was connected with the *time* of the Passover. Many of the early Christians held Easter to be the Jewish Passover continued as a Christian rite, and celebrated it on the day of the Passover instead of the Sunday after. The Nicene Council put a stop to this notion and practice; and means were taken at the reformation of the calendar to prevent the Christian festival from falling actually upon the same day as that of the Jewish Passover.

14. It is a great error, though a very common one, to suppose that

* The Saxons had a goddess to whom they sacrificed in the month of April, called *Eoster* (known in Greek as *Astarte*, and in the Hebrew as *Ashthoreth*). To this goddess, according to Bede, they sacrificed in April, which they called *Eoster-monath*. Some have thought that the word *East* in Saxon referred to rising, and that the point of the compass thus gets its name from the rising of the sun, and the festival from the rising of the Saviour. But the former is the most probable derivation. Christian rites and usages sometimes acquired the names of their heathen predecessors.

the date of the festival of Easter has a strict dependence upon the periodical phases of the moon. As our knowledge of astronomy has been for ages progressive, and as the tables of the lunar motions more especially have been subject to continual improvement, being rendered more and more exactly in accordance with the phenomena as science has advanced, it would follow that, if Easter were strictly regulated by the moon, the ecclesiastical authorities, from whom the calendar has always emanated, would be dependent on the astronomers of the time being for the means of predicting from year to year the days to be appointed for the celebration of Easter; inasmuch as a rule prescribed by the astronomers of the 14th century would fail before the improved knowledge of those of the 15th; as the rule prescribed by the latter would be rendered erroneous by the still more exact knowledge obtained by those of the 16th, 17th, 18th, and 19th.

Now, any person who will refer to the prefatory matter prefixed to the Book of Common Prayer, will see that the means of predicting the days upon which the Feast of the Resurrection will fall for centuries to come, are given entirely irrespective of the contingent discoveries of astronomers, and of the possible errors which might have prevailed in times past as to the lunar motions.

That approximate coincidence between the epoch of the celebration of the Resurrection and the astronomical dates of the vernal equinox and the full moon was designed, is undoubtedly true, and that the technical rules laid down for calculating from year to year the day of the celebration of the Resurrection, does lead to a certain rough correspondence with the lunar phases, may be admitted. But the determination of Easter-day has no necessary dependence on, and is not meant to be defined by, the actual lunar phenomena as seen in the heavens.

15. According to the rule established by the Roman branch of the Catholic Church, and which has been followed by the Church of England, the day of the celebration of the Feast of the Resurrection is determined, according to the explanation of the English Church, in the following manner:—

Find the day of the first full moon which occurs on or after the day of the spring equinox. The festival of Easter will be celebrated on the Sunday next following that day.

16. Now it is most necessary to the clear comprehension of the calendar, and for the prevention of numerous errors into which even well-informed persons frequently fall, to observe emphatically that not one of the principal terms used in this rule is to be understood in its usual and obvious meaning. The "spring equinox" does not mean the real spring equinox of the astronomers, the "moon" does not mean the moon which shines in the

EASTER.

firmament, nor does "full" moon mean a moon with a complete circular phase.

It often happens, accordingly, that the day appointed in the calendar for Easter Sunday is altogether different from the day on which that festival would fall, if the terms of the rule were used in their usual sense, and in such cases we find the newspapers filled with indignant imputations of error in the calendar, and visiting the public wrath upon those under whose direction it was compiled and computed.

17. We have shown that the commencement of spring, or what is the same, the moment of the spring equinox, is subject to variation in relation to the civil year, falling sometimes on the 20th and sometimes on the 21st March. The spring equinox of the calendar is, however, an imaginary equinox, which is supposed never to vary from the 21st March. Thus, even when the real equinox falls on the 20th March, the fictitious equinox of the calendar, by reference to which Easter is determined, still falls upon the 21st March.

18. The term "moon" in the rule signifies also a fictitious object, created or imagined expressly to suit the purposes of the calendar. Nor is the adoption of such a fiction, where it serves convenient purposes, unwarranted or unusual. Astronomers themselves have found their computations of the celestial phenomena materially facilitated and simplified by creating fictitious suns, moons, and planets, to which imaginary motions are imputed; and it may, therefore, be fairly contended that the creation of a fictitious moon for ecclesiastical purposes is not less justifiable.

The ecclesiastical moon is an object whose motions are governed by certain numbers, called the "golden numbers" and the "epacts." These numbers have a relation to the periodical changes of the real moon, in virtue of which the place of the ecclesiastical moon can never vary from that of the real moon beyond a certain limit. Thus the full of the one may differ by as much as two days from the full of the other, but not more.

A "full" moon, whether real or fictitious, is that which is presented at the middle of the interval between two successive new moons. Thus, if this interval be $29\frac{1}{2}$ days, the full moon will take place in $14\frac{3}{4}$ times 24 hours after the moment of new moon. Now this is not the sense in which "full" moon is to be understood in the rule. To define exactly the sense of "full" moon in the rule, it will be necessary first to explain how the "age" of the moon is expressed in the language of the calendar.

19. The day upon which the moon is in conjunction with the sun, or, what is the same, upon which new moon takes place, is, properly speaking, shared between the old and the new moons.

If, for example, the conjunction take place at 3 o'clock in the afternoon, the interval of 15 hours since midnight belongs to the old, and the remaining 9 hours, until the next midnight, to the new moon. It is the custom, nevertheless, to call this the "first day of the new moon," and not the "last day of the old moon." Consequently, the "second day of the moon" is the day upon which it completes the first twenty-four hours of its age and commences the second twenty-four hours, and so on.

It may be objected that this mode of expressing the moon's age would lead to certain absurd consequences. It may happen, for example, that the moment of new moon may be only a second before midnight, in which case only *one second* of the entire day will belong to the new moon, and the day will, nevertheless, be called the "first of the moon."

Notwithstanding this, the first day of the moon is the day upon which the conjunction takes place, or the day upon which the new moon commences, no matter how late in the day, no matter how near its close the moment of such commencement may happen to be.

20. By the day of "full" moon in the rule, is then to be understood, not, as might be expected, the day upon which the middle of the interval between new moon and new moon falls, but the 14th day of the (ecclesiastical) moon's age; that is, according to what has been just explained, the day upon which that moon terminates its 13th and begins its 14th, twenty-four hours.

21. Thus it appears that the day of the full moon, by which the date of Easter-day is fixed, is not only not that of the full moon visible in the heavens, nor of the fictitious moon imagined by astronomers to define the average place of the real moon, but it is not even the day on which the fictitious ecclesiastical moon itself is full. In fine, the use of the term "full" in the rule given in the Book of Common Prayer is altogether incorrect, whatever sense may be attached to the term moon, and the rule ought to be expressed as follows:—

Find the day on or next after the 21st March upon which the ecclesiastical moon attains the 14th day of its age. The Sunday which next follows that day will be Easter-day.

Now, provided that the ecclesiastical moon be understood, this rule (after the explanation given above of the mode of expressing the age of the moon) is clear and definite.

It will be observed, that, according to the terms of the rule, if the 14th day be Sunday, Easter-day must be the following Sunday; but the 21st of March may itself be the 14th day.

It remains, therefore, only to explain the conditions which define the fictitious object which we have here called the ECCLESIASTICAL MOON.

HOW TO PREDICT EASTER.

22. Let it be remembered that the astronomical year consists of 365 days, 5 hours, 48 minutes, and 48 seconds, and that a lunar month varies in length from about $29\frac{1}{4}$ days to $29\frac{3}{4}$ days, its average length being exactly 29 days, 12 hours, 44 minutes, and 3 seconds.

It will appear from these numbers that 19 astronomical years consist of about

D.	H.	M.	S.
6939	14	27	12,

while 235 average lunar months consist of about

D.	H.	M.	S.
6939	16	31	45.

It appears, therefore, that 235 average lunar months exceed 19 astronomical years by only 2 hours, 4 minutes, and 33 seconds.

It follows from this, that if the course of time be resolved into a succession of periods, or *cycles*, of 19 astronomical years, the same phases of the moon which are presented in any year of one cycle will be reproduced in the corresponding year of the next cycle, on the same days, but 2 hours, 4 minutes, and 33 seconds later. If, therefore, the dates of the phases, those of the new moons for example, in each successive year of any one such cycle be ascertained, either by immediate observation or by calculation, their dates in the successive years of the next cycle will be on the same days, but 2 hours, 4 minutes, and 33 seconds later.

If, therefore, time were counted by astronomical years, and if the period of the lunar changes were always equal to the average lunar month, the days of new moons of any one cycle of 19 years being ascertained, the days of the new moons of every succeeding, and of every preceding cycle, would be known.

23. But time is not counted by astronomical years, and the period of the lunar phases is not always the same, and therefore this reproduction of the series of lunar phases, or corresponding days, will not take place.

Unlike the astronomical year, the civil year is not constantly of the same length. It consists, as has been already explained, sometimes of 365, and sometimes of 366 days. Neither is a cycle of 19 successive civil years always of the same length. Such a cycle contains sometimes only five, and sometimes four, leap years, and consists, therefore, sometimes of 6940, and sometimes of 6939 days. It, therefore, sometimes exceeds a cycle of 19 astronomical years by nearly a quarter of a day, and sometimes falls short of such a cycle by more than three-quarters of a day. If four successive cycles of 19 civil years be taken, three of them will exceed one astronomical year by something less than a quarter of a day, and the fourth will fall short of an astronomical year by something more

than three-quarters of a day. The total length of the four successive cycles of 19 civil years will be as nearly as possible equal to four cycles of 19 astronomical years.

Thus it is evident that the civil year, though variable in length, oscillates alternately on one side and the other of the astronomical year; and, in like manner, the cycle of 19 civil years, which is also variable by one day, oscillates at each side of the cycle of 19 astronomical years. The civil year and the civil cycle are alternately overtaking and overtaken by the astronomical year and cycle, and their average lengths are respectively equal in the long run to the average length of the latter.

In like manner, the lunar month is subject to a certain limited variation, so that the phases of the real moon are alternately overtaking and overtaken by those of the average moon.

24. Now let us imagine a fictitious moon to move round the heavens in the path of the real moon, but with such a motion that its periodical phases shall take place in exact accordance with the civil years, and with the cycles of 19 civil years, in the same manner as the phases of the real moon recur in the succession of astronomical years, and in the cycles of 19 astronomical years. Such a fictitious moon is then the ecclesiastical moon, and is the moon whose phases are predicted in the calendar.

It will be evident from all that has been explained, that this ecclesiastical moon will alternately pursue, overtake, and outstrip the real moon, and be pursued, overtaken, and outstripped by it; that they will thus make together their successive revolutions of the heavens, and that they will never part company, nor either outstrip or fall behind the other beyond a certain distance, which is limited by the extent of the departure of the civil from the astronomical year, and by that of the real from the average lunar month.

25. For the purposes of the calendar, therefore, the course of time is supposed to consist of a succession of cycles of 19 civil years, and it has been agreed that each such cycle shall commence with a year the first day of which shall be the last day of the moon's age, or, what is the same, the day on which the age of the succeeding moon is 0.

The number which marks the place of any year in the cycle to which it belongs is called the GOLDEN NUMBER of the year. Thus when we say that the Golden Number of the year 1855 is 13, we mean that the year 1855 is the 13th year of the cycle to which it belongs, and it may be thence inferred that the first year of the cycle was 1843.

26. The age of the ecclesiastical moon on the first day of the first year of the cycle being known, its age upon the first day of

GOLDEN NUMBER—EPACT.

each succeeding year of the cycle may be determined. The number which expresses the age of the moon on the first day of any year of the cycle is called the **EPACT** of that year.

The series of **EPACTS** corresponding to the **GOLDEN** Numbers of the years of a cycle are given in the following table:—

Golden Number .	1	2	3	4	5	6	7	8	9	10	11	12	13	14	15	16	17	18	19
Epaect	0	11	22	3	14	25	6	17	28	9	20	1	12	23	4	15	26	7	18

27. The age of the ecclesiastical moon on the first day of any year being thus known by the **EPACT**, which, as well as the **GOLDEN NUMBER**, is given in the Almanack, the age of the moon for every day of the same year can be ascertained, and by this means the date of Easter, according to the conditions of the rule, may be determined.

28. To show the application of the Golden Numbers and Epacts, and the departure of the ecclesiastical moon from the real moon, let us take for example the year 1855. The Golden Number being 13, the Epact, as appears by the above table, will be 12, and consequently, on the 1st of January the ecclesiastical moon will be in its 12th day. Its first day was, therefore, the 21st of December. Now, by referring to the lunar tables given in the almanacks, it will be found that the age of the real moon at the midnight which commenced the 1st of January, was 12 days $2\frac{1}{4}$ hours, and consequently the real moon was new on the evening of the 19th of December, at three-quarters of an hour past 9 o'clock.

It appears, therefore, that in this case there is a difference of two days between the real and ecclesiastical moons.

29. It is the ecclesiastical moon which alone figures in the calendar, and by the phases of which the date of Easter is governed: let us now see within what limits the variation of that festival, and consequently of all the other moveable feasts which depend on it, are confined.

30. It appears by the rule, rightly interpreted, that Easter will be the first Sunday after the 14th day of the ecclesiastical moon which occurs next after the 20th of March.

The earliest date of Easter compatible with these conditions would be when the 14th day of the ecclesiastical moon would fall on the 21st of March, and that the 21st of March itself should fall on a Saturday. In that case the following day, that is, the 22nd of March, would be Easter Day. Earlier than this the festival of Easter cannot fall, consistently with the rule laid down by the Church.

This contingency actually occurred in the year 1818. Its occur-

COMMON THINGS—THE ALMANACK.

rence is, however, as may be imagined, very rare. Thus for three centuries, before 1818, it only happened three times, viz., in 1598, in 1693, and in 1761, and it will not happen again until 2285.

31. That Easter should be celebrated on the latest day which is permitted by the rule, it would be necessary that the 14th day of the ecclesiastical moon should be as late as possible after the 20th March, and that it should fall upon Sunday. To be as late as possible, it would be necessary that the 20th March should be itself the 14th of the moon. In that case the 14th of the next moon would fall upon the 18th April, which being by the supposition Sunday, Easter-day will by the rule be the following Sunday, that is the 25th April. Later than this Easter cannot fall, consistently with the rule laid down by the Church.

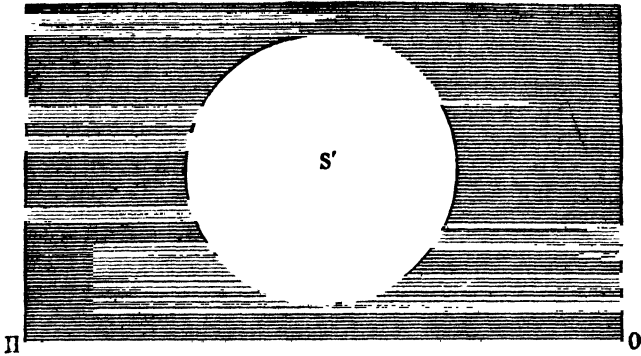
This contingency last occurred in 1734, and will next happen in 1886. It occurred in 1666 and will occur in 1943, in 2038, in 2190, &c.

Thus it appears that Easter-day may fall upon any of the 35 days, which are included between the 21st March and the 26th April, but that it cannot be earlier than the 22nd March, nor later than the 25th April.

32. The moon, the phases of which determine Easter, is called the PASCHAL MOON, and it is most important to bear in recollection that it is not the real visible moon of the heavens, but is the fictitious or imaginary moon called the Ecclesiastical Moon.

As the 14th day of the paschal moon cannot be earlier than the 21st March, nor later than the 18th April, it follows that the first day of that moon cannot be earlier than the 8th March, nor later than the 5th April.

Fig. 2.



COMMON THINGS.

THE ALMANACK.



CHAPTER II.

33. Paschal moon sometimes gives a different Easter from real moon.—34. Occasion of public controversies.—35. Professor De Morgan points out error in Act of Parliament.—36. Other moveable Feasts.—37. Extract from De Morgan's Book of Almanacks.—38. Whit-Sunday.—39. The Indiction.—40. Solar Cycle.—41. To find the year of the current solar cycle.—42. Dominical or Sunday Letter.—43. How affected by Leap-year.—44. Sunday Letter of the year 1 A.D.—45. To find Sunday Letter for any year.—46. Eras.—47. Julian Period.—48. Its commencement determined.—49. Its use in chronology.—50. Contents of the Calendar.—51. Aspect of the Heavens.—52. Times of rising and

COMMON THINGS—THE ALMANACK.

setting of celestial bodies.—53. Distortion produced by the atmosphere.—54. Other effects.—55. True and apparent sunrise.—56. The sun seen before it rises.—57. Conventional meaning of the terms sunrise and sunset.—58. Refraction.—59. The Equinoxes—60. Day and night rarely of the same length.—61. How modified by refraction.

33. SINCE the dates of the corresponding phases of the real and ecclesiastical moons never differ one from the other by more than two days, and generally by still less, it happens most commonly that the 14th of the paschal moon and the full of the real moon fall in the same week, and in all such cases the date of Easter-day would be the same, whether it be determined by the one moon or the other. But they may and sometimes do fall in different weeks. Thus the full of the real moon may fall on a Friday or Saturday, while the 14th of the paschal moon falls on Sunday or Monday. In that case the date of Easter determined by the paschal moon will be a week later than if it were determined by the real moon.

On the other hand the 14th of the paschal moon may fall on Friday or Saturday, while the full of the real moon falls on Sunday or Monday. In that case the date of Easter, as determined by the paschal moon, would be a week earlier than its date determined by the real moon.

34. Whenever this discordance arises between the dates of Easter, as it would be determined if the real moon presided over it, and as it is determined by the ecclesiastical moon, the public press teems with diatribes either against the astronomers for misdirection of the computers of the almanacs, or against the computers for running counter to the lunar tables of the astronomers. As examples of this may be mentioned the year 1798, in which by the dictates of the real moon Easter should have fallen on the 1st April, but the ecclesiastical moon postponed it to the 8th; the year 1818, in which the real moon would have assigned it to the 29th March, but the ecclesiastical moon threw it back to the 22nd March, and the year 1845, in which the ecclesiastical moon placed Easter on the 23rd March, while the real moon would have postponed it to the 30th.

35. It was on the last mentioned occasion that the questions raised, and the disputes which prevailed, produced two remarkable essays on the subject of the Calendar and its history, by Professor De Morgan, which were published in the "Companion to the British Almanack for the years 1845 and 1846." In these articles were for the first time exposed some glaring errors committed by the British Legislature in the Act of Parliament (24 Geo. II., cap. 25, A.D. 1751), which at the time of the change of style

PASCHAL MOON.

regulated the calendar, and supplied those rules and explanations which are still prefixed to the Book of Common Prayer of the Established Church. Professor De Morgan showed that the Legislature committed the error of taking the real moon of the heavens, as that by the phases of which Easter was to be determined, although the authorities from which they borrowed their rules, and which it was their intention to follow, most expressly disclaimed the celestial moon, and even showed the objections against taking it for the determination of the date of Easter. But the blunders did not end here. The professor further showed that not only the British Parliament, but astronomers themselves, and even many authors who had written expressly on the calendar, were altogether ignorant of the fact that it was not the day of the full, even of the ecclesiastical moon, but the 14th day of that moon's age, by which Easter was to be determined. Nevertheless, as the terms of the rule for determining Easter, properly understood, were correct, although the explanations and commentaries appended to them by the Legislature were erroneous; and as it was the evident intention of the Act to adopt the same method of determining the date of Easter as was used in the Roman Catholic Church; the computers of the almanacks were not misled by the wrong explanations, but continued to fix Easter as it was fixed in the Roman Church, and as in fact it was intended to be fixed in the Church of England.

36. The conditions which determine from year to year the date of Easter being well understood, the dates of other moveable feasts, all of which have fixed relations to Easter, will be determined. Some of these come before, others follow, Easter. As Easter, therefore, advances or recedes in date, it pushes forward the latter, and draws after it the former.

37. The following short explanation of the moveable feasts of the Church, and their dependance on Easter, which we borrow from Professor De Morgan's "Book of Almanacks," cannot be improved:—

"In the English nomenclature Easter Sunday has always the six Sundays in Lent immediately preceding, and the five Sundays after Easter immediately following. Of these the nearest to Easter before and after are *Palm Sunday* and *Low Sunday*; the farthest before and after are *Quadragesima* (first in Lent), and *Rogation Sunday* (fifth after Easter). Preceding all these are, in reverse order, *Quinquagesima*, *Sexagesima*, *Septuagesima*: and following them in direct order, are the Sunday after *Ascension* (Holy Thursday, Thursday five weeks after Easter), *Whit Sunday* and *Trinity Sunday*. So that Easter Sunday, as it takes

COMMON THINGS—THE ALMANACK.

its course through the almanacks, draws after it, as it were, *nine* Sundays, and pushes *eight* before it, all at fixed denominations. Looking farther back, every Sunday preceding Septuagesima, but not preceding the fixed day of Epiphany (Jan. 6th) is named as of *Epiphany* or after *Epiphany*: the least number of Sundays after Epiphany is one, the greatest number six. Looking farther forwards, all the Sundays following Trinity are named as *after* Trinity, in succession, until we arrive at the nearest Sunday (be it before or after) to St. Andrew's Day (Nov. 30th), which is the first Sunday in *Advent*. The least number of Sundays after Trinity is twenty-two; the greatest, twenty-seven. From thence, up to Christmas Day, exclusive, the Sundays are named as in *Advent*, and from Christmas Day to Epiphany, exclusive, they are named as Christmas Day, or as the first or second Sunday after Christmas."

38. The name WHITSUNDAY, or WHITE-SUNDAY, given to the festival of the Pentecost, is taken from an old custom of candidates for baptism, or for the first communion, wearing white dresses on the occasion, a custom still observed by females in Catholic countries.

39. In all almanacks a certain number is found connected with the year, called the INDICTION.

The Indiction is a period of fifteen years, having no reference to any religious observance or commemoration, nor any correspondence with astronomical phenomena. It was a conventional division of time, which was first established in the Roman empire and its dependencies, in the time of Constantine, and the origin of the name is unknown. It has been conjectured, that Constantine, desiring to discontinue the Pagan methods of reckoning time by Olympiads, which were periods of four years, and finding besides a longer division more convenient, established the Indiction.

The Indiction, unlike the periods marked by the golden number and the epact, had no relation to religion, but was used in the courts of law and in the fiscal administration of the empire by Constantine and his successors, and was continued under the Popes.

The point of departure of the Indictions was finally fixed by Gregory VII. to be the first day of the year 313, and calculating back from that, it would follow that the first year of the Christian era was the fourth year of the current Indiction. If then it be desired to find the numerical order of any proposed year since Christ in the current Indiction, it is only necessary to add 3 to it, and divide by 15, the remainder will be the sought number, and will be the Indiction of the proposed year. Thus, to find the Indiction of the

year 1855, we add 3, which gives 1858, and dividing by 15 we find the remainder 13, which is the Indiction.

40. A common year of 365 days consists of 52 weeks and 1 day. It follows, therefore, that such a year is always followed by one which begins one day later in the week. If seven such years followed each other in uninterrupted succession, their first days would be the seven successive days of the week.

But a leap year consists of 52 weeks and 2 days; therefore, the first day of the year which succeeds it will be two days later in the week than that of the leap year. Since in seven successive years there *must* be one, and *may* be two leap years, it follows that the first days of the years included in such a period will not include all the days of the week.

To find the interval which must elapse between two years, each day of which will fall upon the same day of the week, it will be evidently necessary to find a number of years which will consist of an exact number of weeks. If there were no leap years, this number would evidently be 7, since the odd day which is contained in each year, seven times repeated, would make up a week, so that 7 years would consist of 4 times 52 weeks and 1 week, that is 209 weeks exactly. But the recurrence of a year of 366 days every fourth year prevents this.

Four years consist of 208 weeks and 5 days. It will be necessary, therefore, to find how often this interval must be repeated to make a complete number of weeks; or, what is the same, how often five days must be repeated to make a complete number of weeks. Now this is evidently 7 times, which will make up 5 complete weeks. If 4 years, therefore, be repeated 7 times, we shall obtain a number of years which will be also an exact number of weeks. But this number of years is 28, and it consists of 7 times 208 weeks, together with five weeks, making in all 1461 weeks.

After every successive period of 28 years, therefore, the same days of the year will fall upon the same days of the week.

This period of 28 years is called the SOLAR CYCLE.

41. The first year of the Christian era being taken to be the tenth of the current solar cycle, it follows, that to find the numerical order of any proposed year in the current solar cycle, we must add 9 to the year, and divide by 28; the remainder, if any, will be the order of the year. If there be no remainder, the year will be the last, or the 28th of the current cycle. Thus, for example, to find the order of the year 1855 in the solar cycle, adding 9, we have 1864, and dividing by 28, we obtain the remainder 16, showing that 1855 is the 16th year of the cycle, and the first year of the present cycle was therefore 1840.

42. The DOMINICAL, or SUNDAY LETTER, which appears prefixed to the calendar, is an expedient by which the days of the week, which fall upon the successive days of any proposed year, past or future, may be determined. This expedient has a close relation with the solar cycle just explained.

If the general calendar usually prefixed to the Book of Common Prayer of the Established Church be referred to, it will be seen, that in the column which follows that of the numbers expressing the days of the month, the first seven letters of the Alphabet, A, B, C, D, E, F, and G, are annexed, and are continually repeated, for every successive series of seven days to the end of the year; the intercalary day of the 29th of February, in the case of a leap year, being, however, past over, and the letter which succeeds that annexed to 28th February being annexed to 1st March, as it would if the year were a common year of 365 days.

Now, if these seven letters be supposed to express the seven successive days of the week upon which the first seven days of the year fall, they will express equally the days of the week upon which all the succeeding days of the year fall, when it is a common year of 365 days, which we shall for the present suppose it to be, and the same letter throughout the year will everywhere express the same day of the week. Thus, if the 1st January fall on Sunday, the letter A, which is annexed to the 1st January, being also annexed to every seventh successive day to the end of the year, all these days must be Sundays.

In the same manner, the letter B being annexed to the 2nd January, that day being Monday, the same letter B will be found after every seventh succeeding day to the end of the year, and, therefore, all such days having B annexed will be Mondays.

It will be evident that like inferences will be applicable to the days marked by the other letters, and that similar consequences would follow if the 1st January were supposed to fall upon any other day.

Whatever, therefore, be the day from the 1st to 7th January, inclusive, upon which Sunday may happen to fall, the letter found annexed to that day will be found annexed to all the succeeding Sundays in the year; and consequently, if the day of the first seven on which the Sunday falls be known, the letter annexed to it will make known without further computation all the Sundays in the year.

This letter has therefore been called the DOMINICAL, or SUNDAY LETTER.

43. But we have here supposed the year to be a common year of 365 days. If it be a leap year, the case will be different. In that case the letter which is annexed to the 1st March, will

SUNDAY LETTER.

express a day of the week one day later than that which it expressed before the 29th February, and the same will consequently be true of all the other letters. Thus, if the 22nd February, to which *D* is annexed, were Monday, all the other days, from 1st January to 28th February, to which *D* is annexed, would also be Mondays, and consequently the 28th February, to which *C* is annexed, must be Sunday, and therefore the 29th, to which no letter is annexed, must be Monday, and therefore 1st March, to which *D* is annexed, must be Tuesday, and all the succeeding days, to the end of the year, to which *D* is annexed, must be Tuesdays. Thus, in a leap year, if *D* express Mondays before the 29th February, it will express Tuesdays after that day, and, in general, each letter after the 29th February, will express the day of the week which succeeds that which is expressed before the 29th February.

It follows, therefore, that the Sunday letter in a leap year after the 29th February, is the Saturday letter before it, and is, consequently, the letter of the alphabet which precedes the Sunday letter at the beginning of the year. Thus, if the Sunday letter before 29th February be *C*, the Sunday letter after it will be *B*, if *D* it will be *C*, and so on. If the Sunday letter before 29th February be *A*, it will be *G* after it.

A leap year, therefore, has two Sunday letters, the first applicable to the part before, and the other to the part after, the 29th February.

44. It has been supposed that the birth of Christ took place on the Sabbath of the Jews, and consequently on the day now called Saturday. Since 1st January is the seventh succeeding day, it follows that the first day of the first year of the Christian era was Saturday, and consequently the Sunday letter of the year 1 A.D. was *B*.

45. Since a common year consists of 52 weeks and one day, it follows that the first and last day of such a year will fall upon the same day of the week, and that the first seven days of the next year will fall upon the week days which immediately succeed those upon which they fell in the preceding year. This will supply an easy rule, by which, when the Sunday letter of any year is known, those of all succeeding years may be at once found without calculation.

Let us suppose that the 1st January, in a certain year, is Sunday. The Sunday letter will then be *A* for that year. The year being supposed to be a common year, its last day will also be Sunday, and therefore the first day of the next year will be Monday, and the seventh, Sunday. The Sunday letter of that year will then be *G*.

COMMON THINGS—THE ALMANACK.

I like manner it may be shown that the Sunday letter of the next, being a common year, will be F, and in fine, in general, the Sunday letter of a year which succeeds a common year will be the letter which precedes the Sunday letter of the year before.

The same will be true when a leap year is succeeded by a common year, only in that case the Sunday letter of the latter will be that which precedes the Sunday letter of that part of the leap year which follows the 29th February.

These observations will be illustrated by the following table of Sunday letters of the years 1840 to 1860:—

Years.	Sunday Letters.	Years.	Sunday Letters.	Years.	Sunday Letters.
1840	E D	1847	C	1854	A
1841	C	1848	B A	1855	G
1842	B	1849	G	1856	F E
1843	A	1850	F	1857	D
1844	G F	1851	E	1858	C
1845	E	1852	D C	1859	B
1846	D	1853	B	1860	A G

46. It is known to every one that different nations count their years and refer their historical events to different epochs, or ERAS,* as the points of departure have been called.

47. As may be easily conceived, much confusion arises from this cause. To compare together historical dates which refer to different eras, it is necessary to make a calculation based upon the interval between the eras to which the dates are severally related. It has therefore been considered to be a matter of great convenience to historical students in general to have some fixed era of common reference, to which dates referred to other eras may be reduced, so as to form a common standard of historical and chronological time, as the first day of the year does in the case of civil time applied to shorter intervals. A period has been accordingly agreed upon for this purpose, derived from the combination of the three cycles, the Metonic, the Solar, and the In-

* Etymologists differ as to the origin of this word. The Latin *æra* is by some derived from the plural of *æs*, brass or money; in the plural signifying also counters. Others derive it from the Greek; others from the Arabic; and according to others, it is composed merely from the initials of the Latin sentence *Ab exordio regni Augusti*, "from the beginning of the reign of Augustus."

JULIAN PERIOD.

diction, which have just been explained. To find a certain number of years, which is at the same time an exact multiple of each of these cycles, we have only to multiply together the number of years in each of them. Thus, if we multiply 19 by 15, we shall obtain 285 years, which consists of exactly 15 cycles of Meton and 19 Indictions. Again, if this last number, 285, be multiplied by 28, we shall obtain 7980 years, which consists of exactly 285 solar cycles, or of 420 Metonic cycles, or, in fine, of 532 Indictions.

This interval of 7980 years was proposed as a common historical and chronological period, by the celebrated historian Joseph Scaliger, who gave it the name of the JULIAN PERIOD.

48. For the purposes of history and chronology, it was not, however, enough to suggest such a cycle. It was necessary to discover its natural and proper starting-point or era. Supposing that we are now at some point in such a current cycle, what is that point?—or, which is the same thing, what was the first year of the period?

Since the period proposed consists of an exact number of cycles of Meton, an exact number of Indictions, and an exact number of solar cycles, it is evident that its natural and proper commencement must be the year which was at the same time the first of a Metonic cycle, the first of a solar cycle, and the first of an Indiction. Now, as we know the first years respectively of each of these current cycles, it is only necessary to count each of the three back into past times until we find a year which is at once the first year of each of the three. That year will then be the first year of the current Julian period.

This is precisely what Scaliger did. He took, for example, the first year of the then current Metonic cycle, and counting back from 19 years to 19 years, made a table of the first years of each cycle, expressed with reference to the Christian era. He then took in like manner the first year of the current Indiction, and by counting back from 15 years to 15 years, made a like table of the dates. He then took the first year of the current solar cycle, and made a similar table. In these tables he sought and found the year before Christ which was a first year of the Metonic cycle, a first year of the Indiction, and a first year of the solar cycle. This was the year 4713 B.C.

He therefore fixed the commencement of the Julian period at the year 4713 B.C., or, to be still more precise, on the 1st of January in that year, at the moment of mean noon for the meridian of Alexandria, that being the place at which the observations of Ptolemy were made, and to which the tables of that celebrated astronomer and observer were related.

49. Ideler, in his "Handbuch der Mathematischen und Technischen Chronologie," in reference to this convention of Scaliger, says that by its employment light and order were for the first time let in upon the obscurity and confusion in which ancient history and chronology were involved.

Since the year of the birth of Christ was then the 4713th of the Julian period, the order of any later year of the Christian era in the Julian period will be found by adding 4713 to the year. Thus, for example, the year 1855 is the $1855 + 4713 = 6568$ th year of the current Julian period.

To find the order of any year before Christ in the Julian period, it will be only necessary to subtract the year from the order of the year 1 A.D. in the Julian period, that is, from 4714. Thus, knowing that the date of the invention of the Metonic cycle was 432 B.C., its date in the current Julian period was

$$4714 - 432 = 4282.$$

50. The Calendar, properly so called, is constructed differently in different almanacks. In most, if not all, it gives for each day the times at which the sun and moon rise and set, and the time at which the latter passes the meridian; the moon's age, and the sun's declination. We shall briefly notice each of these useful indications.

51. The hours at which the heavenly bodies rise and set upon the same day at different places are different. This arises either from the different places being at different distances from the pole of the earth—that is, having different latitudes, or being on different meridians of the earth, that is, having different longitudes. In either case the heavens, as seen from them, being viewed from different stations, will be seen under different aspects. Celestial objects, which will be invisible from one place, will be visible from the other. The heavens may be considered as a panorama, and the earth as a vast circular gallery or series of galleries in its centre, to which a slow motion of revolution is imparted, so as to exhibit to every spectator every part of the great canvas of the heavens in succession. The parts of the heavens seen by spectators, differently situated in these central galleries, will obviously be different. An object which will be just coming into the view of some,—that is, rising,—will be in full front of others,—that is, on their meridian,—and will be disappearing from others, that is setting. Spectators placed in the upper galleries, that is, in northern latitudes, will look down upon objects to which spectators in the lower galleries, that is, in southern latitudes, will look up, and which spectators in the middle galleries, that is, between the tropics, will see directly before them.

RISING AND SETTING OF SUN AND MOON.

52. Now all these circumstances must be taken into account if we desire to predict by calculation the portion of the heavenly panorama which will be presented to the view of spectators at any given place, at any given time, and the objects, whether they be sun, moon, or planets, which may happen to be upon that portion of the panorama. And this is precisely what astronomers do when they compute those tables of the rising and setting, and the meridional transits of these objects. Without going into the technical details upon which such computations are based, it will be evident that if the position of a place upon the earth's surface be given, the aspect under which the heavens will be seen from that place, shifting from hour to hour, can be ascertained beforehand, and the positions in which all objects upon it will be seen at any given hour, minute, and second, or the hour, minute, and second at which they will have any proposed position on the visible hemisphere, can be certainly and exactly predicted.

These, then, speaking generally, are the principles upon which the numbers given in those columns of the calendar to which we have just referred have been computed.

53. We see this vast spectacle, however, not immediately, but by the intervention of a medium which produces upon it certain optical effects. Our station is at the bottom of an ocean of transparent fluid, about fifty miles deep. This fluid is called the atmosphere, and it is by looking upwards through it that we see the heavens. Such a medium, however clear and translucent it may be, has always a certain distorting effect upon the objects seen beyond it. It is as though we saw the heavens through a thick sheet of glass, the external part of which is convex, and the internal concave. The celestial objects are by this, therefore, more or less distorted in form, and disturbed in their position in relation to the horizon. It is true that owing to the air being a very light and attenuated fluid, and especially so at great heights, this distortion and derangement are so inconsiderable, that except in particular cases they can only be perceived by astronomical observers, and by them only with the aid of good instruments, by which very small differences of direction and position can be ascertained.

Nevertheless, there are cases in which this curious atmospheric influence is palpable to the sight. Every one who has observed the fiery orb of the sun, or that of the full moon just before setting or soon after rising, when they are seen through a thick mass of air at low altitudes, will have noticed that they do not appear round as they ought to be, but oval, the longer diameter of the oval being horizontal. Now this is a distortion of their form produced by the mass of air through which they are seen.

54. Another effect of transparent media, and the air among the rest, is to change the apparent direction of objects seen through them. Every one can verify this by looking at distant objects through pieces of glass having curved or angular surfaces. They are never seen in their true directions.

The effect produced by the air is to make all objects appear at greater altitudes than they really have, or than those at which they would be seen if the air had not been interposed. The effect of this is greater at low than at high altitudes. When an object is very near the horizon, which it is just before it sets or just after it rises, its apparent altitude is greater than its true altitude by something more than half a degree: now half a degree is equal to the apparent diameter of the sun or moon.

If an object, therefore, were in such a position, that without the interposition of the atmosphere it would be seen exactly on the horizon, as when it rises or sets, the atmosphere would cause it to appear at more than half a degree above the horizon.

In the same manner, if an object were half a degree below the horizon, and therefore having already set or not yet risen, and being consequently invisible, it would by the effect of the atmosphere be seen above the horizon, and would therefore be visible.

It is evident, therefore, that the atmosphere makes all objects appear to rise sooner and to set later than they would rise or set if the atmosphere were absent; and consequently, in calculating the rising and setting of the sun and moon, this must be taken into account.

55. It may be asked whether it be really true, as would appear from what has been just explained, that the air enables us to see the sun before it has risen, and after it has set? There can be no doubt that such is the case, and that at the moment indicated in the almanack, as that of sunrise or sunset, the sun is really below the horizon and not upon it. These circumstances, which are not only interesting in themselves, but affect in a very considerable degree the calculations of the almanack, will be rendered more easily intelligible by reference to figs. 1 and 2.

The horizon is represented by the line HO , the dark part being below, and the shaded part above it. The moment of sunset or sunrise is, properly speaking, that at which the centre of the sun's disc is seen upon the horizon HO , and, when consequently, the horizon would pass across the middle of the disc, one half of which would be above it, and therefore visible, and the other half below it, and therefore invisible, as shown at s , fig. 1.

The moment at which the centre of the sun would be seen at s , fig. 1, in the absence of the atmosphere, is called the moment

SUNRISE AND SUNSET.

of TRUE SUNRISE or SUNSET, and for a long time this was the time of sunrise and sunset given in the almanacks.

The moment at which the centre of the sun's disc, seen as it is through the atmosphere, is at s , fig. 1, is called the moment of APPARENT SUNRISE or SUNSET, and is the time now given in the almanacks.

56. As we have already stated, the apparent altitude of objects on or very near the horizon is greater than their true altitude by more than half a degree. But the apparent diameter of the sun being itself about half a degree, it follows that the sun is elevated by the optical effect of the air to an altitude greater than its real altitude by more than its own apparent diameter.

If then we take a point s' , at a height above s , fig. 1, equal to that by which the atmosphere augments the apparent altitude, this height, $s's$, will be greater than the apparent diameter of the sun, and when the real centre of the sun's disc is at s , it will appear to be at s' , and the disc of the sun, instead of being seen at s , the horizon dividing it into two equal parts, will, in fact, be seen at s' , not only quite clear of the horizon, but with its lowest part more than a quarter of a degree above the horizon.

Let us take another case which is still more curious. Let the true position of the sun's disc, that is, the position it would have if there were no atmosphere, be that shown at s , in fig. 2, being that which it has the moment before it begins to rise, or the moment after it has completely set. In this position the disc just touches the horizon, and the depression of the centre of the disc below the horizon is a quarter of a degree. Now what is the effect of the atmosphere?—to make the centre of the disc appear to be more than half a degree higher, and consequently more than a quarter of a degree above the horizon. The disc, therefore, which is really altogether below the horizon, is in this case seen in fact altogether above it as shown at s' , fig. 2.

57. The terms SUNRISE and SUNSET are commonly used, as indeed most other terms are, in a loose and vague sense. The sun may be said to be in the act of rising from the moment at which the highest point of its disc begins to be seen until its lowest point just touches the horizon; that is, from the moment it has the position s , fig. 3, until it has attained the position s' . In the same manner it may be said to be in the act of setting from the moment it has the position s' , until it has sunk to the position s .

But in order to give a definite signification to the terms SUNRISE and SUNSET, it has been agreed to apply them to the moment at which the centre of the sun's disc is on the horizon, as it is shown at s , fig. 1. Thus the conventional moment of

COMMON THINGS—THE ALMANACK.

sunrise and sunset is intermediate between the actual beginning and end of the sun's appearance or disappearance.

All the observations which have been here made respecting the rising and setting of the sun are equally applicable to the rising and setting of the moon, the apparent diameter of which is equal to that of the sun.

The interval between the moment at which the sun or moon begins to rise or set, and that at which it has completely risen or set, varies in different places and at different seasons, but is generally something more than two minutes.

58. The optical property of the air, by which the effects above described are produced, is called refraction; and the displacement which is produced in the position of an object is called its refraction.

The refraction is greater or less according as the altitude is greater or less, and disappears altogether when the object is in the zenith, that is, when it is directly above our heads.

The effect, therefore, of refraction is to make the sun rise earlier and set later than it would if no atmosphere existed. The days are thus at all seasons rendered longer, and the nights shorter, than they would be if the earth were not surrounded by an atmosphere; and as the effect of refraction retards the setting and accelerates the rising by about two minutes, it increases the length of the day, and decreases that of the night by about four minutes; this, however, is subject to variation depending on the latitude of the place and the season of the year.

59. The equinoxes, as commonly understood, are those days in March and September on which the intervals of light and darkness are equal, the sun rising and setting at 6 o'clock.

Now any one may convince himself by reference to the columns of sunrise and sunset in an almanack that no such days ever exist.

Yet the very name of equinox is taken from the supposition of equal day and night. How then is the equinox to be understood, and from whence has it derived its name?

It may perhaps be supposed that although there be no case of day and night absolutely equal, the equinoxes may be those days in March and September in which the day and night are least unequal.

But if the columns of sunrise and sunset be examined in any almanack, it will be found that the day upon which the intervals of light and darkness are least unequal, precedes the day of the equinox in March and follows it in September, by one or two days.

This is so contrary to the commonly received notions that the point will require some explanation.

EQUAL DAY AND NIGHT.

The sun's disc makes a circuit of the heavens in a year. Its position from March to September is such as to render the days longer, and from September to March such as to render them shorter than the nights.

At a certain moment on some day in each of these months, the sun's disc has such a position that if it were to remain stationary in that position, and if there were no atmosphere, sunrise and sunset would take place exactly at 6 o'clock, A.M. and P.M., and consequently the days and nights would be precisely equal, each being twelve hours.

The moment at which the sun's disc has this position, is that of the equinox.

60. Before the equinox in March, the position of the sun has a tendency to render the nights longer, and after it to render them shorter than the days.

Before the equinox in September, its position has a tendency to render the days longer, and after it shorter than the nights.

If on the day of the March equinox, the equinox take place exactly at noon, the sun will have a tendency for the preceding twelve hours to render the night longer, and, for the succeeding twelve hours, shorter than the day. In that case, these effects will compensate each other, and if there were no atmosphere the day and night would be equal. But in this case sunrise and sunset would take place not at six o'clock, but a little later. The tendency of the sun for the twelve hours before noon being to render the nights longer than the days, the sun would not rise till after six, and its tendency during the twelve hours of the noon being to render the day longer than the night, the sun would not set until after six.

If the equinox of March take place in the forenoon, the tendency of the sun in the interval since the preceding midnight being to render the nights longer than the days, and its tendency in the longer interval until the next midnight being to render the days longer than the nights, the latter tendency will prevail, and the day would be longer than the night.

If the equinox of March take place in the afternoon, the contrary effects will ensue for like reasons, and the night would be longer than the day.

Similar observations will be applicable to the equinox of September, but with opposite results. If the equinox take place in the forenoon, the night will be longer than the day, and if in the afternoon, the day will be longer than the night.

It must not be forgotten, however, that these conclusions are such as would follow only on the supposition that the effect of the atmosphere is excluded.

COMMON THINGS—THE ALMANACK.

Thus it will be seen that, putting aside the consideration of atmospheric refraction, day and night could never be precisely equal, except in the rare case in which the equinox takes place at the moment of noon.

61. Let us now consider how these phenomena are modified by atmospheric refraction, which, as has been shown, increases the length of the day and decreases that of the night; and it must be observed that their effect is much more considerable than any which can arise from the moment of the equinox occurring either in the forenoon or the afternoon.

On the day of the March equinox, whether day and night be equal or unequal so far as depends on the position of the sun, the effect of refraction will be to cause the length of the day to be greater than that of the night, since its effect greatly predominates over any which the sun's change of position could produce.

On the preceding days, refraction has the same tendency, but then the tendency of the sun's position to render the night longer than the day is more considerable, and will be such as to balance or predominate over the effect of refraction either one or two days before the equinox. The consequence is, that the day upon which the intervals of light and darkness are either exactly equal or least unequal, will be either one or two days before the day of the equinox.

It may be shown precisely in the same manner that the day in September on which the intervals of light and darkness are either exactly equal or least unequal, will be one or two days after the equinox.

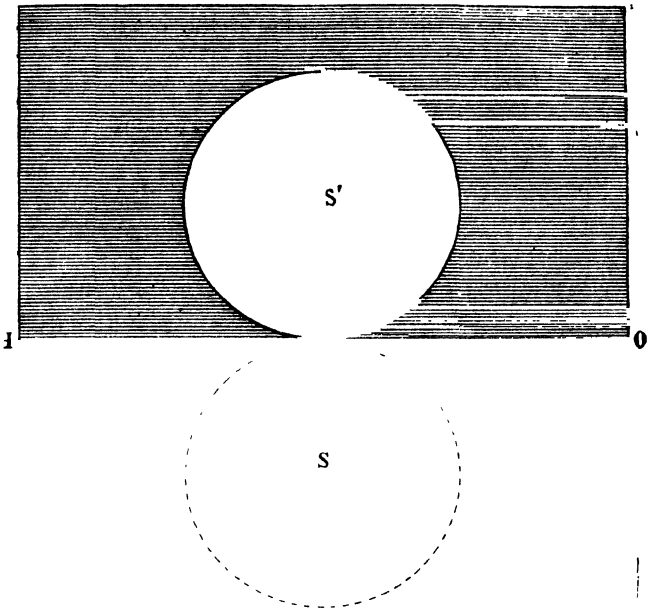
These observations may be easily verified by reference to the columns of sunrise and sunset in any almanack. Take for example that of 1854.

The March equinox took place at 20 minutes past 10 in the evening of the 20th. The day on which the intervals of light and darkness were least unequal was the 19th, upon which the sun rose at 8 minutes past 6, and set at 9 minutes past 6.

The September equinox took place at 13 minutes past 9 on the morning of the 23rd. The day and night were exactly equal on the 25th, when the sun rose at 51 minutes past 5, and set at 51 minutes past 5.

In these observations we have quoted the almanack as calculated for London, but similar consequences may be deduced from those computed for other places.

Fig. 3



COMMON THINGS.

THE ALMANACK.

CHAPTER III.

62. Neon.—63. Clock time and sun time.—64. Declination of sun.—65. Tropics.—66. Solstices.—67. Dog days.—68. Why Midsummer is not the hottest season.—69. Unequal intervals between the equinoxes.—70. Signs of the Zodiac.—71. Their designations.—72. Tropics of Cancer and Capricorn.—73. Change of position of constellations.—74. Zodiac.—75. Ecliptic.—76. Other contents of Almanack.—77. Astronomical terms.—78. Conjunction.—79. Opposition.—80. Quadratures.—81. Morning and evening star.—82. Further illustrations.—83. Lunar changes.—84. When said to be gibbous.

62. IN the daily course of the sun through the firmament, there are three important epochs, the beginning, the middle, and

COMMON THINGS—THE ALMANACK.

the end, that is, sunrise, midday or noon, and sunset. The first and last of these having been fully explained, it remains to offer some observations on the second.

The hour of noon, or midday as commonly understood, is that at which a correctly regulated clock strikes twelve, or the moment at which the centre of the sun's disc passes the meridian, or the moment which divides the interval between sunrise and sunset into two equal parts. When these conditions come to be closely examined, however, they are found to be inconsistent one with another, the times which they severally express being in fact different.

63. It has been already explained in our Tract on "Time," that the moment at which the centre of the sun's disc passes the meridian is not that at which a correctly going clock strikes 12. The former is apparent, and the latter mean or civil noon. It is to the latter that the term noon or midday is commonly applied, and to which we shall here exclusively apply it.

Since, therefore, the moment at which the centre of the sun's disc each day passes the meridian is not the moment of noon, nor any fixed and invariable time either before or after noon, it is as necessary that the almanack should indicate from day to day what this time is, as that it should show the times of sunrise and sunset. In all good almanacks, a column is therefore appropriated to this, placed as it ought naturally to be between those which indicate sunrise and sunset. This column is variously headed, "equation of time," or "sun fast," or "sun slow," or "clock before sun," or "clock after sun," as the case may be. Whatever be the words at the head of the column, the numbers which are consigned to it are the number of minutes and seconds before or after twelve by the clock (supposed of course to be perfectly correct and to show civil or mean time *) at which the centre of the sun's disc passes the meridian.

This meridional transit of the sun's centre may vary from the hour of noon to the extent of more than sixteen minutes one way or the other.

If the almanack for 1854 be referred to, it will be seen that the meridional transit of the sun's centre took place in that year—

From 1st Jan. to 15th April	in the afternoon.
„ 16th April to 14th June	in the forenoon.
„ 15th June to 31st Aug.	in the afternoon.
„ 1st Sept. to 25th Dec.	in the forenoon.
„ 25th Dec. to 31st Dec.	in the afternoon.

The meridional transit of the sun's centre took place at the

* See Tract on "Time" (36).

NOON.

moment of noon on 15th April, 14th June, 31st August, and 25th December, and this takes place every year on the same days, or nearly so.

Noon does not divide the interval between sunset and sunrise into equal parts, but the moment of the meridional transit of the sun's centre does so very nearly. Now, since this may vary to the extent of 16 minutes and 18 seconds from noon, it follows that the parts into which the day is divided by noon may differ in length to the extent of 32 minutes and 36 seconds.

61. In all almanacks a column is appropriated to the sun's declination. It is therefore necessary to elucidate this technical term.

On the days of the equinoxes the sun, at the moment of its meridional transit, has a certain altitude. But for the effect of atmospheric refraction, this altitude, subtracted from ninety degrees, would leave a remainder which would be exactly equal to the latitude of the place. Since astronomers have computed and published tables which show the refraction corresponding to each altitude, the refraction can be found in these tables, and being subtracted from the observed altitude of the sun, will leave a remainder which is its true altitude.

If the altitude of the sun after the March equinox be observed daily at the moment of its meridional transit, it will be found to exceed that which it had on the day of the equinox by a constantly increasing quantity. This excess, after the effects of refraction have been allowed for in the manner just explained, is called the **SUN'S DECLINATION**, the sun being said to **DECLINE** or fall from the position it had in passing the meridian at the equinox; and since, in this case, it declines from that position towards the visible celestial pole—that is, towards the north—it is said to have **NORTHERN DECLINATION**.

The meridional altitude will be found to increase continually until the June solstice, when it will exceed the altitude at the equinox by 23 degrees and 28 minutes. The meridional altitude of the sun having then attained its limit, begins to decrease, and with it, of course, decreases the declination, until at length, at the time of the September equinox, it becomes nothing, the meridional altitude being again what it was at the March equinox.

Now, during all this interval, from March to September, the meridional altitude of the sun is greater than it is at the equinoxes, and the declination is consequently all the time northern.

But if the same course of observation be continued, it will be found that after the September equinox the meridional altitude will become less, and will be less and less from day to day. The sun will then *decline* more and more to the *south* of its position at the equinoxes; that is, it will have **SOUTHERN DECLINATION**,

COMMON THINGS—THE ALMANACK.

and its meridional altitude will continually decrease, and consequently its southern declination will continually increase until the December solstice, when it will be 23 degrees 28 minutes, just what it was at the June solstice, only that it is now that distance south of its meridional altitude at the equinoxes, whereas in June it was north of that altitude.

After the December solstice the meridional altitude will gradually increase, and consequently the southern declination will gradually decrease until the March equinox, when the declination will become nothing.

All these periodical changes in the declination may be seen by referring to the column of the almanac appropriated to it.

65. Now there are certain circumstances connected with these changes which require especial notice.

It will be observed that the northern declination of the sun continually increasing after the March equinox until the June solstice, then ceases to increase, begins to decrease, and continues to decrease until it becomes nothing at the September equinox. The sun, therefore, continually moves from its position in March, and crosses the meridian at points more and more distant from that at which it crossed it in March, until at length at the June solstice it crosses it at a distance of 23 degrees 28 minutes from the point where it crossed it in March. After that the point where it crosses the meridian begins to go back towards the point where it crossed in March, and continues to go back until it returns at the September equinox, to the point where it crossed in March.

The same observations will be applicable to the points where it crosses the meridian from September to March, these points gradually receding southwards until the December solstice, and then returning back and resuming their position in March.

This will be more clearly understood by reference to fig. 4, where sN represents the horizon, s being the south, N the north, o the observer; sZN the celestial meridian, E the point where the sun passes it at noon on the day of the equinox. Let us suppose that the equinoxes fall on the 21st March and 23rd September, and the solstices on the 21st June and 22nd December. After the 21st March the sun passes the meridian at points farther and farther above E until the 21st June, when it passes at T . After the 21st June it passes at points nearer and nearer to E until, on the 23rd September, it passes at E . After the 23rd September it passes below E lower and lower until, on the 22nd December, it passes at T' . After the 22nd December it passes at points higher and higher until the 21st March, when it passes at E .

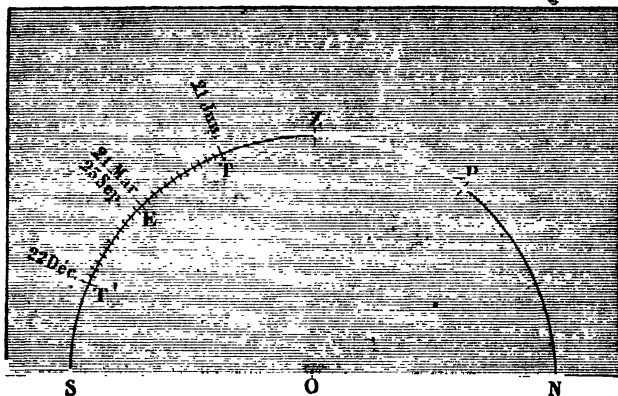
The points T and T' at which the sun attains its greatest distance from E , and at which, after having departed from E , it

TROPICS—SOLSTICES.

begins to return to E, are called the TROPICS from a Greek word *τροπή* (*tropé*), which signifies *a return*.

66. It is observed that when the sun arrives at these points T and T', it pauses for some days without changing in any considerable degree its distance from E, and under these circumstances the hours of rising and setting continue to be sensibly the same. If, for example, the almanack be examined, it will be found that from the 10th to the 24th June the hour of sunrise does not

Fig. 4.



change by more than two minutes, and that from the 13th to the 21st inclusive it does not change at all. In the same manner the hour of sunset remains the same from the 19th to the 22nd inclusive, and does not vary more than two minutes from the 17th to the 28th inclusive.

The same circumstances will be found to attend the sun when it passes the meridian at T' in December.

Owing to this stationary position of the sun, and the consequent unchanging length of the days, these epochs are called the SOLSTICES, from a Latin word SOLSTITIUM, which denotes the *standing still of the sun*.

The June solstice is called the SUMMER SOLSTICE, and the December solstice the WINTER SOLSTICE.

They are respectively the days on which the sun attains the greatest and least meridian altitude which in the place for which the almanack is calculated it can attain, since it never can rise higher than T, or descend lower than T' when on the meridian.

The days of the solstices are also respectively the longest and the shortest days of the year.

COMMON THINGS—THE ALMANACK.

67. In almanacks generally the 3rd July and the 11th August are indicated as the first and last of the DOG DAYS. This comprises an interval of 40 days, which is generally the hottest part of the summer.

In the time of the ancient astronomers of Egypt and Greece, the position of the equinoctial points and the tropics which determine the limits of the seasons was different from what it is at present, and was such, that a remarkable star called Sirius, in the constellation called CANIS MAJOR or the "great dog," rose in the mornings immediately before the sun during the month of July, of which it was considered the harbinger, and whose calorific power was imagined to be increased by its influence. The idea that this star, the Dogstar as it was called, exercised such an influence, was no doubt countenanced by its extraordinary splendour, being by far the most brilliant of the stars visible in the northern hemisphere. The days, therefore, during which this star ushered in the sun, and led, as it were, his way through the heavens, were called CANICULAR DAYS or DOG DAYS.

The prevalence of canine madness at this season may also have had something to do with the name of dog days, or even with the name of the constellation to which the star in question belongs.

68. It might naturally be supposed that the days on which the sun rises highest and remains longest above the horizon ought to be the hottest, and that consequently the hottest interval of forty days should be the forty days which comprise twenty before and twenty after the summer solstice—that is, from the 2nd June to the 10th July. But this is just a month earlier than the interval which is found by observation and experience to be on an average of years the hottest part of the season. How then, it will be asked, can this be explained?

That the calorific effect of the sun is greatest on the day of the solstice is undoubtedly true; but it is easy to show that the day on which the sun imparts most heat is not the hottest day.

To explain this, so far as it depends on the position of the sun and the length of the days and nights, we are to consider the following circumstances:—

As midsummer approaches, the gradual increase of the temperature of the weather has been explained thus: The days being considerably longer than the nights, the quantity of heat imparted by the sun during the day is greater than the quantity lost during the night; and the entire result during the twenty-four hours gives an increase of heat. As this augmentation takes place after each successive day and night, the general temperature continues to increase. On the 21st of June, when the day is longest, and the night is shortest, and the sun rises highest, this augmen-

DOG DAYS.

tation reaches its maximum ; but the temperature of the weather does not therefore cease to increase. After the 21st of June, there continues to be still a daily augmentation of heat, for the sun still continues to impart more heat during the day than is lost during the night. The temperature of the weather will therefore only cease to increase when, by the diminished length of the day, the increased length of the night, and the diminished meridional altitude of the sun, the heat imparted during the day is just balanced by the heat lost during the night. There will be, then, no further increase of temperature, and the heat of the weather will have attained its maximum.

But it might occur to a superficial observer, that this reasoning would lead to the conclusion that the weather would continue to increase in its temperature, until the length of the days would become equal to the length of the nights ; and such would be the case, if the loss of heat per hour during the night were equal to the gain of heat per hour during the day. But such is not the case ; the loss is more rapid than the gain, and the consequence is, that the hottest day usually comes within the month of July, but always long before the day of the autumnal equinox.

The same reasoning will explain why the coldest weather does not usually occur on the 21st of December, when the day is shortest and the night longest, and when the sun attains the lowest meridional altitude. The decrease of the temperature of the weather depends upon the loss of heat during the night being greater than the gain during the day ; and until, by the increased length of the day and the diminished length of the night, these effects are balanced, the coldest weather will not be attained.

These observations must be understood as applying only so far as the temperature of the weather is affected by the sun, and by the length of the days and nights. There are a variety of other local and geographical causes which interfere with these effects, and vary them at different times and places.

69. Since the sun moves through one-half of the circumference of the heavens between the 20th of March and the 23rd of September, and through the other half between the 23rd of September and the 20th of March, in each half-year moving over 180° of the ecliptic (the name given to the apparent course of the sun over the firmament), it might be inferred that these two intervals must necessarily be equal. But if we take account of the days included in them respectively, we shall find that such is not the case.

The numbers of days in the two intervals in 1854, for example, were :—

COMMON THINGS—THE ALMANACK.

20th March to 23rd Sept.	23rd Sept. to 20th March.
March 11	September 7
April 30	October 31
May 31	November 30
June 30	December 31
July 31	January 31
August 31	February 28
September 23	March 20
Total 187	Total 178


It appears, therefore, that the one exceeds the other by nine days.

Now, since in each interval the sun moves over the same space of the heavens, *i. e.* 180° , it follows, that its mean motion during the winter half-year must be faster than during the summer half-year, in the proportion of 187 to 178.

To explain this fact, it will be necessary to refer to the motion of the earth round the sun, which is the cause producing the apparent annual motion of the sun round the heavens.

The orbit or path which the earth follows in its course round the sun is not circular, but slightly oval. It may be supposed to be represented by $P_2 O P'_2$, *c.* fig. 5, *s* being the place of the sun nearer to one end, P_2 , of the oval than to the other end, P'_2 . The

Fig 5.



speed with which the earth would move if its path were a circle, with the sun in the centre, would be uniform; but in the oval, its distance from the sun varying, its speed will also vary, being greater at less, and less at greater distances. Thus, its speed at P_2 , where it is nearest the sun, is greatest, and at P'_2 , where it is most remote from the sun,

least. The speed decreases continually while the earth moves from P_2 to P'_2 , and increases continually while it moves from P'_2 to P_2 . If the oval be divided into equal parts by the line $P_2 s P'_2$, the times of moving through each half of it will be equal; and if it had so happened that the earth should be at these two points, P_2 and P'_2 , on the days of the equinoxes, then the summer and winter half-years would be exactly equal. But such is not the case. The earth, on the contrary, in

ZODIAC.

1854, was at the points *c* and *o* on the 20th of March and the 23rd of September, so that it moved from *c* through *o* to *c*, between the 20th of March and the 23rd of September, and from *o* through *c* to *o*, between the 23rd of September and the 20th of March. Now, not only is the latter segment of the oval shorter than the former, but the motion of the earth while passing over it is more rapid. On both accounts, therefore, the time of moving from *o* to *c* is less than the time of moving from *c* to *o*; and, accordingly, we find that the interval from the 20th of March to the 23rd of September is nine days longer than the interval from the 23rd of September to the 20th of March.

It may here be observed in passing as a curious fact, that the earth is nearer the sun at the winter than at the summer solstice, and it might therefore be supposed that the temperature of the seasons ought to be reversed. But the effect of this difference of distance is incomparably smaller than the effect due to the greater length of the day and the greater altitude of the sun, and these latter consequently predominate.

70. The sun moving in a year round the entire ecliptic, and therefore passing over 360° , moves over 30° per month. The ecliptic being conceived therefore to be divided into twelve equal parts of 30° , each of these parts is called a SIGN.

A certain zone of the heavens, extending to about 9° at each side of the ecliptic, is called the ZODIAC.

The zodiac, like the ecliptic, which runs along its middle, is conceived to be divided into twelve equal parts, called THE SIGNS OF THE ZODIAC.

The signs are supposed to begin at the point through which the sun passes at the March equinox, and to follow the course of the sun, so that the last in order of the signs is that through which the sun passes in the thirty days which precede the March equinox.

71. In ancient times the successive divisions of the zodiac which have been called signs, were occupied by certain conspicuous constellations or groups of stars, and each sign took its name from the constellation of which it was thus the place. It was and still is the custom to give names to constellations taken, from animals, or mythological and historical personages. They have been generally called by their Latin names, which are given in the first column of the following table; the English names are given in the second, the symbol by which they are indicated in almanacks and calendars in the third. The days of the civil year upon which the sun enters the successive signs vary with the variation of the day of the equinox, the cause of which has been already explained. In the fourth column of the annexed table,

COMMON THINGS—THE ALMANACK.

the days on which the sun enters them severally when the equinox falls on the 21st of March, are given.

Aries . . .	Ram. . . .	♈	21st March.
Taurus . . .	Bull	♉	20th April.
Gemini . . .	Twins	♊	21st May.
Cancer . . .	Crab	♋	22nd June.
Leo	Lion	♌	23rd July.
Virgo	Virgin	♍	23rd August.
Libra	Balance	♎	23rd September.
Scorpio . . .	Scorpion	♏	24th October.
Sagittarius . .	Archer	♐	22nd November.
Capricornus . .	Goat	♑	22nd December.
Aquarius . . .	Waterman	♒	20th January.
Pisces	Fishes	♓	19th February.

72. It appears therefore that the day of the spring equinox the sun enters Aries, that of the summer solstice, Cancer, that of the autumn equinox, Libra, and that of the winter solstice, Capricorn.

The points through which the sun passes at the solstices have therefore been called the TROPIC OF CANCER and the TROPIC OF CAPRICORN respectively.

73. It has been shown in our Tract on "Time," that the equinoctial points, and consequently all the signs of the zodiac, have a slow backward motion on the firmament at the rate of a degree in 72 years. They would therefore move back through 30°, or an entire sign, in 2160 years. Now it is known that in the time of an illustrious astronomer, Hipparchus, who flourished in Rhodes and Alexandria about 150 years before Christ, that is above 2000 years ago, the vernal equinoctial point was in the constellation of Aries, from which the first sign of the zodiac took its name, and consequently that all the other zodiacal constellations were at the same epoch in their proper signs. But in the interval of 2000 years, the equinoctial points having, as above stated, moved backwards through about 30°, they have severally retired from their proper constellations, which are now consequently that distance before them; so that the second sign of the zodiac is occupied by the constellation ARIES, which gave its name to the FIRST sign, the third by the constellation TAURUS, which gave its name to the SECOND sign, and so on.

ECLIPTIC.

Although the twelve divisions of the zodiac have thus deserted their proper constellations, they have nevertheless retained their names. It is therefore very necessary to know that there is a great difference between the SIGN ARIES and the CONSTELLATION ARTES. The former merely signifies the first 30° of the ecliptic or of the zodiac, counting from the place of the sun on the 21st of March. The other signifies a certain group of stars, through which at present the sun passes in the month of February; and a like observation will be applicable to the two senses attached to Taurus, Gemini, and the other zodiacal names.

74. The name ZODIAC is derived from the Greek word ζῳδιον (*Zodion*), a little animal, the fancied figures of the constellations being generally animals.

75. The circle of the heavens called the Ecliptic, along which the sun holds its annual course, lies along the middle of the celestial zone of the zodiac, and within this zone the planets are generally confined. Most of them never depart from the path of the sun, even so far as the extreme limits of the zodiac. There are, however, a few of the smaller planets, called planetoids or asteroids, discovered by the labours of modern observers, which do depart beyond the limits of the zodiac to the extent of many degrees, and which are hence often called ultra-zodiacal planets.

The ECLIPTIC derives its name from the fact that eclipses, whether of the sun or moon, can never take place except when the moon is in or very near to the ecliptic. The moon, however, like the planets, never departs beyond the limits of the zodiac, her distance from the ecliptic never exceeding five degrees, that is about ten times her own apparent diameter.

76. The apparent daily and yearly motions of the sun on the heavens are not at all the only celestial phenomena which are foretold in the almanacks. The diurnal motions, such as the rising, southing, and setting, and the monthly changes, of the moon, to say nothing of eclipses and other phenomena, is one of the chief purposes of the almanack to describe with the most minute precision, a precision which never fails to correspond with the phenomena when they take place.

But, besides the moon, all good almanacks give the positions in which the more conspicuous of the planets are presented, so as to become objects of easy and common observation. Thus, by the aid of an almanack, any person properly informed of the import of the terms in which the appearances and motions are described, can easily identify them when they present themselves.

The better class of almanacks also indicate the position in which, at each season of the year, the more remarkable constellations are seen during the night.

77. To profit by the mass of interesting and useful information thus supplied, it is not at all necessary to be a practical astronomer, but it *is* necessary to understand the meaning of a few astronomical terms, which fortunately admit of very easy and simple explanation.

The heavens are as thickly strewed with stars by day as by night, but they are rendered invisible by the overpowering splendour of the sun. It is only in the absence of that luminary, therefore, that such objects can be seen. One of the most interesting classes of predictions given in the almanacks are those which indicate the positions of the most remarkable celestial objects relatively to that of the sun, from time to time, through the year.

78. When an object is so placed that it is on the meridian at noon, it is said to be in **CONJUNCTION**. It is then in the same quarter of the heavens with the sun, and rises and sets either exactly with or very little before or after the sun. Such an object, consequently, can never be visible, at least not with the naked eye, for in some cases it may be seen by the aid of a telescope.

79. When an object is so placed that it is on the meridian at midnight, it is said to be in **OPPOSITION**, for it is then in the quarter of the heavens directly opposed to the sun. It rises either exactly at or very little before or after sunset, and sets either exactly at or very little before or after sunrise. Such a position is therefore the most favourable one an object can have for being observed, since it is above the horizon during the night, and below it during the day.

80. When an object is separated from the sun by a quarter of the entire circuit of the heavens, it is said to be in **QUADRATURE**. If in that case it be to the *East* of the sun, it follows the sun, and will arrive at the meridian six hours later than the sun, that is, at 6 P.M. If it be to the *West* of the sun, it will precede the sun, and will pass the meridian six hours before the sun, that is at 6 A.M.

81. An object which is in east quadrature will therefore rise at or a little before or after noon, and will be on the meridian at or a little before or after sunset. Such an object, therefore, will be visible towards the west from sunset to midnight, at or near which it will set.

An object which is in west quadrature will, in like manner, rise at or a little before or after midnight, and will be on or near the meridian at sunrise. Such an object will therefore be seen towards the east from midnight to sunrise.

Thus, for example, when Venus, the most splendid of the planets, is removed from the sun towards the east, it is seen towards the


MORNING AND EVENING STAR.

west after sunset and continues to be visible until its own setting. It is then called the **EVENING STAR**. When it is removed to the west of the sun, it is seen towards the east before sunrise, and continues to be visible until it is lost in the blaze of the sun after sunrise. It is then called the **MORNING STAR**.

Venus as a morning star was called by the ancients **LUCIFER** (from the Latin words *ferre lucem*, to bring light), the Harbinger of Day. As an evening star it was called **HESPERUS**.

82. The preceding paragraphs will be more clearly understood by reference to fig 6. Let the observer be supposed to stand at *c*, with his face to the south. All objects in the heavens will then

Fig. 6.



rise upon his left, *n*, and after ascending to the meridian, *o*, and descending from it, will set upon his right, *s*. They will pass

below the horizon, crossing the invisible half of the meridian at o' , and returning to R again to rise.

Thus, if we suppose the sun at o , which is its place at noon, an object in opposition will be at o' , and will therefore be invisible. At sunrise, the sun being at R , an object in opposition will be at or near s , and will therefore be setting; and at sunset, an object in opposition will be at or near R , and will therefore be rising. Between sunset and sunrise, the sun passing over $s o' R$, an object in opposition will pass over $R o s$ and will be at o at midnight, and will be visible in the heavens during the entire night.

An object in eastern quadrature will be at R when the sun is at o , at o when the sun is at s , at s when the sun is at o' , and at o' when the sun is at R ; so that from sunset to midnight it is visible in the west.

An object in western quadrature is at o when the sun is at R , at s when the sun is at o , at o' when the sun is at s , and at R when the sun is at o' ; so that from midnight to sunrise it is visible in the east.

83. It has been already shown (Museum, vol. iii. pp. 36, 37), that when the moon is in conjunction, being between the sun and the earth, and its enlightened hemisphere being presented to the sun, its dark side is turned towards the earth, so that even though it were favourably situated, it could not be seen. But from what has been just explained respecting an object in conjunction, it rises and sets with the sun, and therefore could not serve the purpose of illuminating the night even were it visible. The moon moves round the heavens from west to east at the rate of about 13° per day, while the sun moves in the same direction at the rate of about 1° per day. Therefore the moon advances eastward, departing from the sun at the rate of about 12° per day. On the 8th day, or about a week after conjunction, therefore, the moon will be 90° eastward of the sun; and, according to what was proved in vol. iii. pp. 36, 37, the moon will then be halved, the convex side of the semi-lune being presented westward towards the sun. Supposing as before, the observer to stand with his face to the south, the east will be on his left and the west on his right. In the case here supposed, therefore, the moon will appear halved as shown in fig. 7, at 90° east or to the left of the sun, and will follow the sun in its diurnal motion. The dark hemisphere of the moon indicated by the dotted semi-circle is turned eastward. The moon, therefore, in this case, moves with the straight edge of the semi-lune foremost.


This phase is called in the Almanack the FIRST QUARTER.

After conjunction, and before the moon arrives at this phase of

LUNAR CHANGES.


the first quarter, it appears as a CRESCENT, the convex side of the crescent being turned westward, and towards the sun (fig. 8).

Fig. 7.



The crescent moves with its concave edge foremost. The unlightened part of the moon is indicated by the dotted line in the figure.

In this phase the moon, not having yet arrived at the first quarter, is less than 90° east of the sun, and the less it is removed



from the sun, the thinner is the crescent; and the more near it is to 90° from the sun, the more nearly does the crescent approximate to the half moon.


The moon being thus removed more or less to the east of the sun, or, what is the same, the sun being to the west of the moon, will set just before the moon; and the more the moon is removed from the sun, the longer will be the interval between sunset and moonset. After sunset the moon will therefore, soon after conjunction, be seen as a thin crescent in the western sky, and the farther it is removed eastward of the sun, the greater will be its altitude at sunset, the broader will be the crescent, and the larger will be the interval between sunset and moonset.

At length, when 7 days have elapsed, and the 8th day has commenced from the time of conjunction, the moon having advanced to 90° eastward of the sun, and being in quadrature, as in fig. 7, it will be on the meridian about sunset, and will not set until about midnight. Between sunset and midnight it will be seen to descend from the meridian to the western horizon.


COMMON THINGS—THE ALMANACK.

84. Between the 8th and the 15th day from the time of conjunction, the moon, still advancing further and further eastward from the sun, will be seen eastward of the meridian at the time of sunset, and will then have the form represented in fig. 9, which is called the *gibbous* form, the edge presented westward and towards the sun being semi-circular, and that presented eastward and in the direction in which the moon is moving, being a semi-ellipse

Fig. 9.



convex towards the east. This is, therefore, the form and appearance of the moon between the first quarter and the full moon, and the nearer it comes to the day of full moon—that is, to the fifteenth day from conjunction, the broader will be the gibbous disc, and the nearer will the outline approach to an exact circle.



THE LUNAR PHASES.

COMMON THINGS.

THE ALMANAC.




CHAPTER IV.

85. Full moon.—86. Last quarter.—87. Moon's age.—88. Rate of motion variable.—89. Causes thereof.—90. "May moon," "March moon," &c.—91. Confusion arising from this form of expression.—92. The epochs of chronology.—93. Anno Mundi.—94. Era of Nabonassar.—95. The Hegira.

85. ON the 15th day after conjunction, the moon having receded from the sun at the rate of 12° per day, will have removed to 180° , that is, to the part of the heavens directly opposite to the place of the sun, and will be full as shown in fig. 10. According

Fig. 10.




to what has been explained, the full moon, being in this position, will rise about the hour of sunset, will culminate at midnight, and

will set at sunrise. It is a remarkable character, therefore, of this arrangement that the position in which the illuminating power of the moon is greatest is precisely that in which it is present in the visible part of the firmament during the entire night.

86. After having been full, the moon still moving round the firmament in the same direction, begins to overtake the sun, and is now at less than 180° to the west of the sun; and as it advances from west to east, it approaches the sun at the rate of 12° per day; so that on the 22nd day it is only 90° west of the sun.

Between the 15th and 22nd days from conjunction, the distance of the moon west of the sun is less than 180° , but more than 90° , and according to what has been explained in vol. iii. pp. 36, 37, it is then gibbous, as shown in fig. 11, the semicircular

Fig. 11.



edge being turned towards the sun, that is, towards the east, and the semi-elliptical edge towards the west. The moon now moves with the enlightened edge foremost, contrary to what took place before it was full. The unenlightened part, as before, is indicated in the figure by the dotted line.

Being more than 90° to the west of the sun, the moon must now be on the west of the meridian at sunrise, and must therefore have culminated before sunrise. In this position, therefore, the moon is seen during the greater part of the night, and the early morning. It is also faintly visible in the heavens after sunrise, and until it sets, the sun's light not being sufficient to overpower it altogether.


On the 22nd day, the moon is 90° west of the sun, and is halved (fig. 2, vol. iii. pp. 36, 37). This is called in the almanack the **LAST QUARTER**. The moon rises at midnight and culminates about sunrise. It is therefore visible between midnight and sunrise in the eastern quarter of the heavens. After sunrise it is still faintly visible in the western quarter until it sets, which it does about the hour of noon.

From the 22nd to the 30th day of the conjunction the moon moves constantly nearer to the sun, being now a crescent the

LUNAR PHASES.


concave side of which is turned towards the west, and the

Fig. 12.



convex side towards the sun, as shown in fig. 13, the moon still


Fig. 13.



moving with the convex side of the crescent foremost. The crescent becomes thinner and thinner as the moon approaches the sun.

During this progressive change the moon being west of the sun, rises some time before it, and can be seen in the early morning, until it approaches so near the sun and until the crescent becomes so thin, that it is lost in the blaze of his splendour. The dark hemisphere is then presented to the earth, and the moon is invisible (fig. 14).

Fig. 14.



87. A column of the almanack is usually assigned to the "age of the moon." The sense in which this term is used, however, must not be confounded with that in which it is applied to the ecclesiastical moon in the rules for ascertaining the date of Easter. We are here dealing not with the fictitious but with the real moon; and the age in question is the interval which elapses between the moment of the last conjunction, and the moment at which the age professes to be assigned. This interval is usually given for the noon of each day, and is expressed in days and tenths of a day, but with still greater precision for the principal

COMMON THINGS—THE ALMANAC.

phases, that is for conjunction, quadratures, and opposition, or as it is otherwise and more commonly expressed—for the new moon, the first quarter, the full moon, and the last quarter.

Thus, for example, when we find the moon's age on any proposed day given as 0·6, it is to be understood that at the civil or mean noon of that day, the time elapsed since the moment of conjunction was six-tenths of a day or 14 hours and 24 minutes. Again, if the age set down were 17·2, it is meant that at the noon of the day proposed an interval of 17 days and two-tenths of a day, that is 17 days 4 hours and 48 minutes, had elapsed since the moment of new moon.

88. By comparing together the dates of the successive phases of the moon as given in the almanack in each lunar month, and by comparing one with another the dates of the successive new moons, it will be found that the moon's motion during each lunar month is subject to considerable variation, and also that the length of the lunar month itself is very variable.

To render this manifest it will only be necessary to take from the almanack the dates of the phases during a lunar month, and the dates of the new moons during a year, and to compare them together.

Thus for example in the almanack for 1855 we find the following dates for the successive phases of the moon which was new on the 16th February.

		H.	M.	S.	
New Moon	February 16, at	6	47	30	p.m.
First Quarter	February 23, at	5	33	42	„
Full Moon	March 3, at	10	8	0	„
Last Quarter	March 11, at	1	59	18	„
New Moon	March 18, at	4	45	12	a.m.

From which it follows that the intervals between the successive phases were—

	D.	H.	M.	S.
From New Moon to First Quarter	6	22	46	12
From First Quarter to Full Moon	8	4	34	18
From Full Moon to Last Quarter	7	15	51	18
From Last Quarter to New Moon	6	14	45	54
	29	9	57	42

Thus it appears that so far from the rate of the moon's apparent motion relatively to that of the sun being uniform through a lunar month, it is subject to so considerable a variation that while the first quarter is made in little more than 6 days 22 $\frac{3}{4}$ hours, the second is only completed in 8 days and 4 $\frac{1}{2}$ hours.

If we compare the lengths of the successive lunar months we

VARIATION OF MOON'S MOTION.

shall find a like variation. The following are the dates of twelve successive lunar months in 1855, and their lengths severally are given in the second column:—

1855.								
NEW MOONS.					INTERVALS.			
	H.	M.	S.		D.	H.	M.	S.
Jan. 18	8	37	24 a.m.					
Feb. 16	6	47	30 p.m.	29	10	10	6
March 18	4	45	12 a.m.	29	9	57	42
April 16	3	4	30 p.m.	29	10	19	18
May 16	2	13	18 a.m.	29	11	8	48
June 14	2	28	54 p.m.	29	12	15	36
July 14	4	1	0 a.m.	29	13	32	6
Aug. 12	6	52	24 p.m.	29	14	51	24
Sept. 11	10	51	42 a.m.	29	15	59	18
Oct. 11	3	23	42 a.m.	29	16	32	0
Nov. 9	7	31	0 p.m.	29	16	7	18
Dec. 9	10	17	48 a.m.	29	14	46	48

Thus it appears that these eleven lunar months vary in length from 29^d 9^h 57^m 42^s to 29^d 16^h 32^m 0^s, and if the comparison were carried further, a still greater variation would be found.

89. The causes of this great and apparently irregular variation in the motion of the moon are very numerous and complicated, as may be imagined when it is stated, that in order to deduce the moon's true place in the heavens at any proposed time, from its place as resulting from its mean or average motion, it is necessary to apply from thirty to forty corrections, each of which represents the effect of some disturbing force, the principal of which, however, are traceable to the varying action of the sun upon the moon.

90. It appears from the preceding table, that the day of new moon may fall indifferently upon any day of the calendar month. In common popular language, and more especially upon occasions on which certain influences are imputed (however erroneously) to the moon, that luminary is associated with the month, so that we hear of this and that effect of the "May moon," or the "March moon," and so on. Now, as neither the beginning nor the end of the age of the moon, nor even its length, has any necessary correspondence with the beginning or the end or the length of the month, it may be asked, by what condition the "May moon" is connected with May, or the "March moon" with March.

It might be imagined that the moon would take its name from the month in which it passes the greater part of its life. Such, nevertheless, is not the case. According to the most generally adopted custom, the moon takes its name from the month in which its age terminates. Thus, the May moon is that moon which ends

in May, and the March moon, that which ends in March. All writers on chronology and the calendar agree in this, among whom may be cited the author of the well-known work entitled *l'Art de vérifier les Dates*.

91. Nevertheless, it must be admitted that this definition is attended with consequences which will seem rather absurd and inconsistent. Let us suppose, for example, that the moon happens to be new a little after the midnight which commences the 1st May. According to the definition, the moon which commenced its life on the 2nd April, and which finished it on the morning of the 1st May, must be called not the "April moon," but the "May moon."

But another consequence would in that case also follow, which shows in a striking manner the confusion which occasionally arises from this form of expression. In the case here supposed, the moon which was new soon after the midnight with which the 1st May commenced, would finish before the end of May, and would, therefore, according to the definition, be also called the "May moon." In fine, in such case, there would be two May moons, one whose entire age, except a few seconds, was passed in April, and the other, whose age began and ended in May.

It is easy to perceive that, the month of February in a common civil year having only 28 days, while the length of a lunar month always exceeds 29 days, it may happen that there will be no February moon. This will, in fact, occur if the moon be new on the afternoon of the 31st January.

Similar inconsistency and confusion would, however, equally ensue, if the moon took its name from the month in which it is new.

Independently of other causes of confusion arising from this custom of identifying the moon with the month in which it ends, there is the case in which the *same moon* might in one place take the name from one month, and in another place from the month preceding or following. Thus, for example, in the case of two places having a difference of longitude of 10 minutes, the hour at one place will be 10 minutes later than at the other. Now, let us suppose that the moon is new at 5 minutes before the midnight which terminates the last day of the month at one of the places. It will be new at 5 minutes after the midnight which terminates the month at the other place. Since the preceding moon ends its age in one of the places 5 minutes before the end of the month, and at the other place 5 minutes after the commencement of the next month, it will take its name at one place from the one month, and at the other from the other month. The moon which is the "May moon" of Paris may, therefore, be the "April moon" of London.

ANNO MUNDI.

92. We shall conclude this brief exposition of the principal subjects included in the almanack, with some notice of the different epochs or eras which different nations have in different ages adopted as the zeros or starting points of their chronology.

93. It is evident that when any great event, political or religious, is adopted as the era, it would in general be necessary to count from it forwards and backwards, forwards for subsequent and backwards for preceding events. One era only would be exempt from this, and that is the era of the creation of the world, in which an event is dated ANNO MUNDI. Many profound researches have been accordingly made, to determine the date of this great standard of human chronology.

Unfortunately, however, the only authorities which could throw light upon the question, are involved in much obscurity, and give inconsistent results. The Hebrew, the Samaritan, and the Septuagint texts are apparently at variance on this question.

The following are the results of the researches of different chronologists as to the age of the world:—

According to Julius Africanus, the date is	5500 B.C.
According to the monk Panodorus	5498 ”
According to the Greek researches	5509 ”
Scaliger, by a comparison of different texts	3950 ”
Father Pezron	5873 ”
Jewish estimate	3761 ”
Archbishop Usher	4004 ”

The estimates of Jewish historians are, however, very various. Josephus gives it as 4163 B.C., others give it as 6524 B.C.

The estimate most commonly adopted by chronologists is that of Archbishop Usher.

The era of the Julian period has been already explained.

94. An era, called that of Nabonassar, has acquired a certain celebrity from the circumstance of its having been adopted as the point of departure in the calculations of several ancient astronomers, and more especially of Ptolemy.

The date of this era is 747 B.C.

It does not appear what circumstance determined the selection of this epoch, as there is no recorded event, social, political, or military, with which it is connected. It has been said that it is the date of the foundation of the kingdom of Babylon, out of the wreck of the Assyrian empire, after the death of Sardanapalus. It is also said that Nabonassar was the head of a new dynasty, and that he introduced the Egyptian year into Chaldea, but none of these statements have been satisfactorily proved.

COMMON THINGS—THE ALMANAC.

95. The HEGIRA is the era of the Mohammedans. This word signifies FLIGHT, and refers to the flight of Mohammed from Mecca and his taking refuge at Medina, immediately after which his conquests commenced. The date of the Hegira is 622 A.D. But the Mohammedan year does not correspond with the Christian year, being determined by lunar months, and not by the seasons. Thus the year 1267 HEG. commenced on the 6th of November, 1850, and the year 1268 HEG. on the 26th of October, 1851, being 11 days less in length than the Christian year. The civil year of 365 days exceeds 12 mean lunar months of $29\frac{1}{2}$ days by 11 days.




Fig. 10.—NEWTON'S EXPERIMENT SHOWING THE RECOMPOSITION OF LIGHT.

COMMON THINGS.

COLOUR.

CHAPTER I.

1. Colours depend upon reflected lights.—2. Bodies luminous and non-luminous.—3. Luminaries.—4. Non-luminous bodies.—5. Transparency and opacity.—6. Transparency never perfect.—7. Opacity never perfect.—8. Bodies rendered visible by reflected light.—9. Irregular reflection.—10. Reflecting powers vary.—11. The blackest body reflects some light—12. Irregular reflection necessary to vision.—13. Use of the atmosphere in diffusing light.

1. THE colours of objects, natural and artificial, depend on the light which they have the peculiar property of reflecting. A red object is one which is capable of reflecting red light exclusively, or at least in a much larger proportion than the lights of other colours. A green object is one which has the property of reflecting a predominance of green light, and so on.

These effects, familiar as they are to every one from the moment the senses are excited by external objects, are, nevertheless, very imperfectly understood, and often altogether misunderstood. Indeed, it was not until the time of Newton that the true physical cause of the colours of visible objects was fully explained.

The phenomena depend on certain properties of light, which

must be understood before it is possible that the causes of colour can be rightly comprehended.

2. In relation to the production of light, bodies are considered as luminous and non-luminous.

3. Luminous bodies, or luminaries, are those which are original sources of light, such, for example, as the sun, the flame of a lamp or candle, metal rendered red-hot, the electric spark, lightning, and so forth.

Luminaries are necessarily always visible when present, provided the light they emit be strong enough to excite the eye.

4. Non-luminous bodies are those which themselves produce no light, but which may be rendered temporarily luminous when placed in the presence of luminous bodies. These cease, however, to be luminous, and therefore visible, the moment the luminary from which they borrow their light is removed. Thus the sun, placed in the midst of the planets, satellites, and comets, renders these bodies luminous and visible; but when any of them is removed from the solar influence by the interposition of any object not pervious by light, they cease to be visible, as is manifest in the case of lunar eclipses, when the globe of the earth is interposed between the sun and moon, and the latter object is therefore deprived of light. A candle or lamp placed in the room renders the walls, furniture, and surrounding objects temporarily luminous, and therefore visible; but if the candle be screened by any object not pervious to light, those parts of the room from which light is intercepted would become invisible, did they not receive some light from the other parts of the room still illuminated. If, however, the candle or lamp be completely covered, all the objects in the room become invisible.

5. In relation to the propagation of light, bodies are considered as transparent and opaque. Bodies through which light passes freely are called transparent, because the eye placed behind them will see such light through them. Bodies, on the contrary, which do not admit light to pass through them, are called opaque; and such bodies consequently render a luminary invisible if interposed between it and the eye.

Transparency and opacity exist in various bodies in different degrees. Glass, air, and water are examples of very transparent bodies. The metals, stone, earth, wood, &c. are examples of opaque bodies.

Correctly speaking, no body is perfectly transparent or perfectly opaque.

6. There is no substance, however transparent, which does not intercept some portion of light, however small. The light is thus intercepted in two ways; first, when the light falls upon the

TRANSPARENT AND OPAQUE BODIES.

surface of any body or medium, a portion of it is arrested, and either absorbed upon the surface, or reflected back from it; the remainder passes through the body or medium, but in so passing more or less of it is absorbed, and this increases according to the extent of the medium through which the light passes. Analogy, therefore, justifies the conclusion that there is no transparent medium which, if sufficiently extensive, would not absorb all the light which passes into it.

A very thin plate of glass is almost perfectly transparent, a thicker is less so, and according as the thickness is increased the transparency will be diminished. The distinctness with which objects are seen through the air diminishes as their distance increases, because more or less of the light transmitted from them is absorbed in its progress through the atmosphere. This is the case with the sun, moon, and other celestial objects, which when seen near the horizon are more dim, however clear the atmosphere may be, than when seen in the zenith. In the former case, the light transmitted from them passes through a greater mass of atmosphere, and more of it is absorbed. According to Bouguer, sea-water at about the depth of 700 feet would lose all its transparency, and the atmosphere would be impervious to the sun's light if it had a depth of 700 miles.

The transparency of the same substance varies according to the density of its structure, the transparency generally increasing with the density. Thus, charcoal is opaque, but if the same charcoal be converted into a diamond, which it may be, without any change of the matter of which it is composed, it will become transparent.

Bodies are said to be imperfectly transparent, or semi-transparent, when light passes through them so imperfectly, that the forms and colours of the objects behind them cannot be distinguished. Ground glass, paper, and thin tissues in general, foggy air, the clouds, horn, and various species of shell, such as tortoise-shell, are examples of this.

The degrees of this imperfect transparency are infinitely various, some substances, such as horn, being so nearly transparent as to render the form of a luminous object behind it indistinctly visible. Porous bodies, which are imperfectly transparent, usually have their transparency increased by filling their pores with some transparent liquid. Thus paper, which is imperfectly transparent, is rendered much more transparent by saturating it with oil, or by wetting it with any liquid. The variety of opal called hydrophane is white and opaque when dry, but when saturated with water it becomes transparent. Ground glass is rendered more transparent by pouring oil upon it. Two plates of ground glass placed one upon

the other are very imperfectly transparent; but if the space between them be filled with oil, and their external surfaces be rubbed with the same liquid, they will be rendered nearly transparent.

7. Bodies, however opaque, lose their perfect opacity when reduced to the form of extremely attenuated laminae. Gold, one of the most dense of metals, is, in a state of ordinary thickness, perfectly opaque; but if it be reduced to the form of leaf-gold by the process of the gold-beater, and attached to a plate of glass, light will pass partially through it, and to an eye placed behind it, it will appear of a greenish colour. Other metals, when equally attenuated, show the same imperfect opacity.

8. When rays of light encounter the surface of an opaque body, they are arrested in their progress, such surfaces not being penetrable by them. A certain part of them, more or less according to the quality of the surface and the nature of the body, is absorbed, and the remaining part is driven back into the medium from which the rays proceed. This recoil of the rays from the surface on which they strike is called *reflection*, and the light thus returning into the same medium from which it had arrived, is said to be *reflected*.

The manner in which the light is reflected from such a surface varies according as the surface is polished or unpolished, and according to the degree to which it is polished.

If light fall upon a uniformly rough surface of an opaque body, each point of such surface becomes the focus of a pencil of reflected light, the rays of such pencil diverging equally in all directions from such focus.

The pencils which thus radiate from the various points are those which render the surface visible. If the light were not thus reflected indifferently in all directions from each point of the surface, the surface would not be visible, as it is from whatever point it may be viewed.

The light which is thus reflected from the various points upon the surface of any opaque body, has the colour which is commonly imputed to the body. The conditions, however, which determine the colour of bodies will be fully explained hereafter. For the present, it will be sufficient to establish the fact, that each point of the surface of an opaque body which is illuminated is an independent focus from which light radiates, having the colour proper to such point, by which light each such point is rendered visible.

9. This mode of reflection, by which the forms and qualities of all external objects are rendered manifest to sight, has been generally denominated, though not as it should seem with strict propriety, the irregular reflection of light.

There is, nevertheless, nothing irregular in the character of the

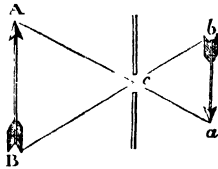
OPTICAL IMAGE.

phenomena. The direction of the reflected rays is independent of each of the incident rays; but, nevertheless, such direction obeys the common law of radiation.

The existence of these radiant pencils proceeding from the surface of any illuminated object, and their independent propagation through the surrounding space, may be rendered still more manifest by the following experiment.

Let AB , fig. 1, be an illuminated object, placed before the window-shutter of a darkened room. Let c be a small hole made in the window-shutter, opposite the centre of the object. If a screen be held parallel to the window-shutter, and the object at some distance from the hole, an inverted picture of the object will be seen upon it, in which the form and colour of the object will be preserved; the magnitude, however, of such picture will vary according to the distance of the screen from the aperture. The less such distance, the less will be the magnitude of the picture.

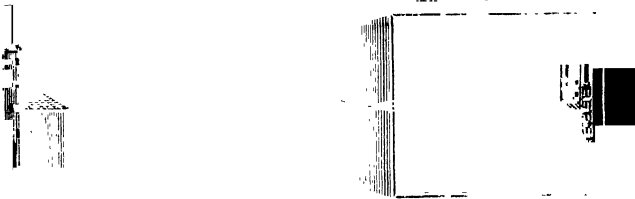
Fig. 1.



Whether the object is luminous, as in fig. 2, or one which

receives light from a luminary, as in fig. 3, the image will be equally produced and inverted, only it will be less brilliant in the

Fig. 3.



case of an object illuminated by another, as in fig. 3, than in that of a luminary, as in fig. 2.

This effect is easily explained. According to what has been already stated, each point of the surface of the illuminated object $A B$ is a focus of a pencil of rays of light having the colour peculiar to such point. Thus, each portion of the pencil of rays which radiates from the point B , and has for its base the area of the aperture c , will pass through the aperture, and will continue its rectilinear course until it arrives at the point b upon the screen, where it will produce an illuminated point corresponding in colour to the point B .

In the same manner, the pencil diverging from A , and passing through the aperture c , will produce an illuminated point on the screen at a , corresponding in colour to the point A .

Each intermediate point of the object will produce a corresponding illuminated point on the screen. It is evident, therefore, that a series of illuminated points corresponding in arrangement and colour to those of the object will be formed upon the screen between a and b , their position, however, being inverted, the points which are highest in the object will be lowest in the picture.

These effects may be witnessed in an interesting manner in any room which is exposed to a public thoroughfare frequented by moving objects. Let the window-shutters be closed and the interstices stopped so as to exclude all light except that which enters through any small hole in them, and if no hole be found in the shutters sufficiently small, a piece of paper or card may be pasted over any convenient aperture, and a hole of the required magnitude pierced in it. Coloured inverted images of all the objects passing before the window will thus be depicted on a screen conveniently placed. They will be exhibited on the opposite wall of the room; but unless the wall be white, the colours will not be distinctly perceptible. The smaller the hole admitting the light is, the more distinct but the less bright the pictures will be. As the hole is enlarged the brightness increases, but the distinctness diminishes. The want of distinctness arises from the spots of light on the screen, produced by each point of the object overlaying each other, so as to produce a confused effect.

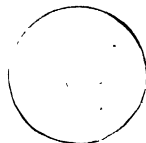
10. Surfaces differ from each other in the proportion of light which they reflect and absorb. In general, the lighter the colour, other things being the same, the more light will be reflected and the less absorbed, and the darker the colour the less will be reflected and the more absorbed; but even the most intense black reflects some light. A surface of black velvet, or one blackened with lamp-black, are among the darkest known, yet each of these

IRREGULAR REFLECTION.

reflects a certain quantity of rays. That they do so we perceive by the fact that they are visible. The eye recognises such surfaces as differing from a dark aperture not occupied by any material surface, and it can only thus recognise the appearance of the material surface by the light which it reflects. The following experiment, however, will render this more evident.

11. Blacken the inside of a tube, and fasten upon the extremity remote from the eye a plate of glass. To the centre of this plate of glass attach a circular opaque disk, somewhat less in diameter than the tube, so that in looking through the tube a transparent ring will be visible, as represented in fig. 4. In the centre of this transparent ring will appear an intensely dark circular space, being that occupied by the disk attached to the glass.

Fig. 4.



Now, let a piece of black velvet be held opposite the end of the tube, so as to be visible through the transparent ring. If the velvet reflected no light, then the transparent ring would become as dark as the disk in the centre; but that will not be the case. The velvet will appear by contrast with the disk, not black, but of a greyish colour, proving that a certain portion of light is reflected, which in this case is rendered perceptible by the removal of the brighter objects from the eye.

12. Irregular reflection, as it has been so improperly called, is one of the properties of light which is most essential to the efficiency of vision.

Without irregular reflection, light must be either absorbed by the surfaces on which it falls, or it must be regularly reflected. If the light which proceeds from luminous objects, natural or artificial, were absorbed by the surface of objects not luminous, then the only visible objects in the universe would be the sun, the stars, and artificial lights, such as flames.

These luminaries would, however, render nothing visible but themselves.

If the light radiating from luminous objects were only reflected regularly from the surface of non-luminous objects, these latter would still be invisible. They would have the effect of so many mirrors, in which the images of the luminous objects only could be seen. Thus, in the day-time, the image of the sun would be reflected from the surface of all objects around us, as if they were composed of looking-glass, but the objects themselves would be invisible. The moon would be as though it were a spherical mirror, in which the image of the sun only would be seen. A room in which artificial lights were placed would reflect these lights from the walls and other objects around as if they were

specula, and all that would be visible would be the multiplied reflections of the artificial lights.

Irregular reflection, then, alone renders the forms and qualities of objects visible. It is not, however, merely by the first irregular reflection of light proceeding from luminaries by which this is effected. Objects illuminated and reflecting irregularly the light from their surfaces, become themselves, so to speak, secondary luminaries, by which other objects not within the direct influence of any luminary, are enlightened, and these in their turn reflecting light irregularly from their surfaces, illuminate others, which again perform the same part to another series of objects. Thus light is reverberated from object to object through an infinite series of reflections, so as to render innumerable objects visible which are altogether removed from the direct influence of any natural or artificial source of light.

13. The globe of the earth is surrounded with a mass of atmosphere extending forty or fifty miles above the surface.

The mass of air which thus envelopes the hemisphere of the earth presented towards the sun, is strongly illuminated by the solar light, and, like all other bodies, reflects irregularly this light. Each particle of air thus becomes a luminous centre, from which light radiates in every direction. In this manner, the atmosphere diffuses in all directions the light of the sun by irregular reflection. Were it not for this, the sun's light could only penetrate those spaces which are directly accessible to his rays. Thus, the sun shining upon the window of an apartment would illuminate just so much of that apartment as would be exposed to his direct rays, the rest remaining in darkness. But we find, on the contrary, that although that part of the room upon which the sun directly shines is more brilliantly illuminated than the surrounding parts, these latter are nevertheless strongly illuminated. All this light proceeds from the irregular reflection of the mass of atmosphere just mentioned.




Fig. 7.—NEWTON'S CELEBRATED EXPERIMENT SHOWING THE DECOMPOSITION OF LIGHT.

COMMON THINGS.

COLOUR.

CHAPTER II.

14. Diffusion of light by all visible objects.—15. Decomposition of light by visible objects.—16. Experimental proof of the composition of light.—17. The prismatic spectrum.—18. The composition of solar light—19. The recomposition of light by prism and concave reflector.—20. The same by prism and lens.—21. The same with artificial colours.—22. Light of the same colour may have different refrangibilities.—23. Colours produced by combining different rays of the spectrum.—24. Complementary colours.—25. Colours of natural bodies generally compound.—26. Method of observing the spectrum by direct vision.—27. Why objects seen through prism are fringed with colours.—28. The prismatic colours, not all simple.—29. Sir D. Brewster's analysis of the spectrum.

14. BUT the solar light is further diffused by being again irregularly reflected from the surface of all the natural objects upon which it falls. The light thus irregularly reflected from the air falling upon all natural objects, is again reciprocally reflected from one to another of these through an indefinite series of multiplied reflections, so as to produce that diffused and general illumination which is necessary for the purposes of vision.

Light and shade are relative terms, signifying only different degrees of illumination. There is no shade so dark into which some light does not penetrate.

COMMON THINGS—COLOUR.

It is the same with artificial lights. A lamp placed in a room illuminates directly all those objects accessible to its rays. These objects reflect irregularly the light incident upon them, and illuminate thus more faintly others which are removed from the direct influence of the lamp, and thus, these again reflecting the light, illuminate a third series still more faintly; and so on. When it is desired to diffuse uniformly by reflection the light which radiates from a luminary, the object is often more effectually attained by means of an unpolished opaque reflector than by a polished one. White paper or card answers this purpose very effectually. Shades formed into conical surfaces placed over lamps are thus found to diffuse by reflection the light in particular directions, as in the case of billiard-tables or dinner-tables, where a uniformly diffused light is required. A polished reflector, in a like case, is found to diffuse light much more unequally.

In case of white paper or card, each point becomes a centre of radiation, and a general and uniform illumination is the consequence. The light obtained by reflection in such cases is always augmented by rendering the reflector perfectly opaque; for if it be in any degree transparent, as is sometimes the case with paper shades put over lamps, the light which passes through them is necessarily subtracted from that which is reflected.

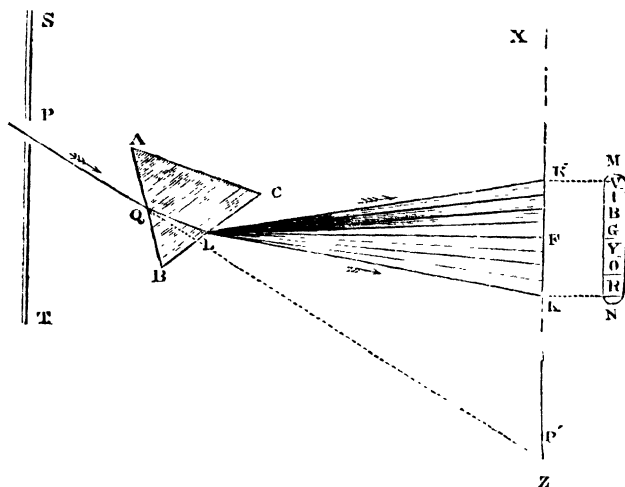
15. We have stated that the colour of objects is that of the light which they reflect. It may then be asked how it happens that objects illuminated by the white light of the sun are not all white instead of having the infinitely various tints of colour by which they are characterised. The answer is, that the white light of the sun itself is a composition of all these various hues; that some objects reflect only the component lights of particular tints, and others those of other tints; that, in fact, the solar light falling on an object is generally decomposed, a part of it being absorbed by, or transmitted through, the object, and a part only reflected, and the object appears to have the colour peculiar to this latter part.

16. That solar light is actually a compound of lights of various tints was established by Newton by means of a memorable and beautiful experiment.

Let a ray of solar light be admitted through a small hole, r (fig. 5.) in a screen or partition $s\ t$, all other light being excluded from the space into which the pencil enters. If a white screen $x\ z$ be placed parallel to $s\ t$, and at a distance from it of about 12 feet, a circular spot of light nearly equal in diameter to the hole will appear upon it at r' , the point where the direction of the pencil meets the screen. Now let a glass prism, such as is

THE PRISMATIC SPECTRUM.

shown in fig. 6, be placed at $A B C$, with the edge of its refracting angle B in a horizontal direction, and presented downwards so as



to receive the pencil upon its side $A B$ at Q . According to a well known principle in optics, the pencil would be refracted, in passing through the surface $A B$, in the direction $Q L$ towards the perpendicular; and it would be again refracted, in emerging from the surface $C B$, from the perpendicular in the direction $L K$. It might therefore be expected that the effect of the prism would be merely to move the spot of light from P' to some point, such as K , more elevated upon the screen. The phenomenon, however, will be very different. Instead of a spot of light, the screen will present an oblong coloured space, the outline of which is represented at $M N$ as it would appear when viewed in front of the screen. A perspective view of the arrangement for making this celebrated experiment is given in fig. 7, p. 65.

Fig. 6.



17. The sides of this oblong figure are parallel, straight, and vertical. Its ends are semi-circular, and its length consists of

COMMON THINGS—COLOUR.

a series of seven spaces, vividly coloured, the lowest space being red, R; the next in ascending, orange, O; and the succeeding spaces, yellow, Y; green, G; light blue, B; dark blue or indigo, I; and, in fine, violet, V.

These several coloured spaces are neither equal in magnitude nor uniform in colour. The red space R, commencing at the lowest point with a faint red, increases in brilliancy and intensity upwards. The red, losing its intensity, gradually melts into the orange, so that there is no definite line indicating where the red ends and the orange begins. In the same manner, the orange, attaining its greatest intensity near the middle of the space, gradually melts into the yellow; and in the same manner, each of the succeeding colours, having their greatest intensities near the middle of the spaces, melts towards its extremities into the adjacent colours.

The proportion of the whole length occupied by each space will depend upon the sort of glass of which the prism is composed. If it be flint-glass, and the entire length $M N$ be supposed to consist of 360 equal parts, the following will be the length of each succeeding colour, commencing from the red upwards.

Red	56
Orange	27
Yellow	27
Green	46
Blue	48
Indigo	47
Violet	109
		<hr style="width: 100%; border: 0.5px solid black;"/>
		360

It appears, therefore, that the ray of light $r q$, after passing through the prism, is not only deflected from its original course $r q r'$, but it is resolved into an infinite number of separate rays of light which diverge in a fan-like form, the extreme rays being $L K$ and $L K'$, the former being directed to the lowest point of the coloured space upon the screen, and the latter to the highest point. The coloured space thus formed upon the screen is called the *prismatic spectrum*.

18. From this experiment the following consequences are inferred:—

1°. Solar light is a compound principle, composed of several parts differing from each other in their properties.

2°. The several parts composing solar light differ from each other in refrangibility, those rays which are directed to the lowest part of the spectrum being the least refrangible, and those

ANALYSIS OF LIGHT.

directed to the highest part being the most refrangible; the rays directed to the intermediate parts having intermediate degrees of refrangibility.

3°. Rays which are differently refrangible are also differently coloured.

4°. The least refrangible rays composing solar light are the red rays, which compose the lowest division R of the spectrum. But these red rays are not all equally refrangible, nor are they precisely of the same colour. The most refrangible red rays are those which are deflected to the lowest point of the red space R , and the least refrangible are those which are directed to the point where the red melts into the orange. Between these there are an infinite number of red rays having intermediate degrees of refrangibility. The colour of the red rays varies with their refrangibility, the most intense red being that of rays whose refrangibility is intermediate between those of the extreme rays of the red space.

The same observations will be applicable to rays of all the other colours.

5°. Each of these components of solar light having a different refrangibility will have for each transparent substance a different index of refraction. Thus the index of refraction of the red rays will be less than the index of refraction of the orange rays, and that of these latter will be less than the index of refraction of the yellow rays, and so on; the index of refraction of violet rays being greater than for any other colour.

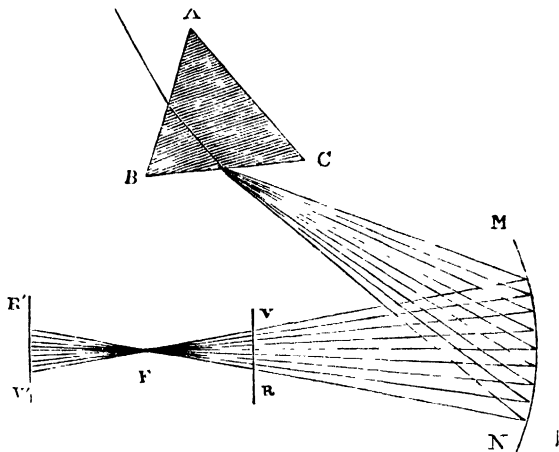
But the rays of each colour being themselves differently refrangible, according as they fall on different parts of the coloured space, they will, strictly speaking, have different indices of refraction. The index of refraction, therefore, of any particular colour must be understood as expressing the index of refraction of the middle or mean ray of that particular colour. Thus, the index of refraction of the red rays will be the index of refraction of the middle ray of the red space; the index of refraction of the orange rays will be the index of refraction of the middle ray of the orange space; and so on.

It must not, however, be supposed that a pencil of solar light consists of separate and distinct rays of different colours which form the spectrum, so that it might be possible by any mechanical division of such a pencil to resolve it into such rays. Each individual ray of such a pencil is composed of all the rays of the spectrum, just as the gases oxygen and hydrogen, which are the chemical constituents of water, enter into the composition of each particle of that liquid, no matter how minute it be.

19. As the solar light is resolved by the prism into the various

coloured lights exhibited in the spectrum, it might be expected that, these coloured lights being mixed together in the proportion in which they are found in the spectrum, white light would be reproduced. This is accordingly found to be the case. If the spectrum formed by the prism ABC (fig. 8.) instead of being thrown upon a screen, be received upon a concave reflector $M N$,

Fig. 8.



the rays which diverged from the prism and formed the spectrum will be reflected converging to the focus F ; and after intersecting each other at that point, they will again diverge, the ray $R F$ passing in the direction $F R'$, and $V F$ in the direction $F V'$.

Now, if a screen be held between F and the reflector, the spectrum will be seen upon the screen. If the screen be then moved from the reflector towards the focus F , the spectrum upon the screen will gradually diminish in length, the extreme colours R and V approaching each other. When it comes so near to F that the extreme limits of the red and violet touch each other, the central point of the spectrum will become white; and when the screen arrives at the point F , the coloured rays being all mingled together, the spectrum will be reduced to a white colourless spot.

Just before the screen arrives at F , it will present the appearance of a white spot, fringed at the top with the colours forming the upper end of the spectrum, violet, blue, and green, and at the

RECOMPOSITION OF LIGHT.

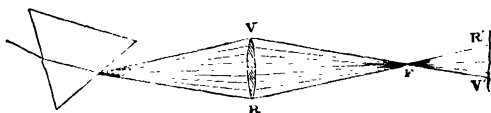
bottom with those forming the lower end of the spectrum, red, orange, and yellow. This effect is explained by the fact, that until the screen is brought to the focus F , the extreme rays at the other end of the spectrum are not combined with the other colours.

If the screen be removed beyond F , the same succession of appearances will be produced upon it as were exhibited in its approach to F , but the colours will be shown in a reversed position.

As the screen leaves F , the white spot upon it is fringed as before, but the upper fringe is composed of red, orange, and yellow, while the lower is composed of violet, blue, and green; and when the screen is removed so far from the focus F as to prevent the superposition of the colours, the spectrum will be produced upon it, with the red at the top, and the violet at the bottom, the position being inverted with respect to that which the screen exhibited at the other side of the focus. These circumstances are all explained by the fact that the rays converging to F intersect each other there.

20. Similar effects may be produced by receiving the spectrum upon a double convex lens, as represented in fig. 9. The rays

Fig. 9.



are made as before to converge to a focus F , where a white spot would be produced upon the screen. Before the screen arrives at F , and after it passes it, the same effects will be produced as with the concave reflector.

21. The proposition, that the combination of colours exhibited in the prismatic spectrum produces whiteness, may be further verified by the following experiment:—

Let a circular card be framed with a blackened circle, and its centre surrounded by a white circular band, and a black external border, as represented in fig. 11.

Let the white circular band be divided into seven spaces proportional in magnitude to the spaces occupied by the seven colours in the prismatic spectrum, these spaces being R , O , Y , G , B , I , and V . Let these spaces be respectively coloured with artificial colours resembling as near as practicable in their tints the colours of the

COMMON THINGS—COLOUR.

spectrum. If the centre of this card be placed upon a spindle, and a very rapid motion of rotation be imparted to it, the ring on

Fig. 11.



which the seven colours are painted will present the appearance of a greyish white. In this case, if all the colours except one were covered with black, the revolving card would present the appearance of a continuous ring of that colour; and, consequently, if all the coloured spaces be uncovered, seven continuous rings of the several colours would be produced; but these rings being superposed and mingled together will produce the same effect on the sight as if all the seven colours were mixed together in the proportion which they occupy on the card. If the colours were as intense and as pure as they are in the spectrum, the revolving card would exhibit a perfectly white ring; but as the colours of natural bodies are never perfectly pure, the colour produced in this case is greyish.

This experiment may be further varied by leaving uncovered any two, three, or more combinations of the colours depicted on the card. In such case the rotation of the card produces the appearance of a ring of that colour which would result from the mixture of the colours left uncovered; thus, if the red and yellow spaces remain uncovered, the card will produce the appearance of an orange ring; if the yellow and blue remain uncovered, it will produce the appearance of a green ring; and so on.

The following pretty experiment, illustrating the recomposition of light, was suggested by Newton.

The spectrum is received upon seven plane reflectors, as shown in fig. 10, p. 57, which are so suspended as to be capable of shifting their planes at pleasure. They are so adjusted as to receive the light proceeding from the prism, which correspond to the seven different colours, and to reflect it to the same point upon a screen

COMPLEMENTARY COLOURS.

conveniently placed, or upon the ceiling of the room. The spot of light thus produced will be white.

22. Although the phenomena attending the prismatic spectrum prove that rays of light which differ in refrangibility also differ in colour, the converse of this proposition must not be inferred; for it is easy to show that two lights which are of precisely the same colour, may suffer very different effects when transmitted through a prism.

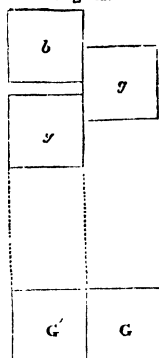
Let us suppose two holes made in the screen on which the spectrum is thrown in the middle of the space occupied by the blue and yellow colours, so that rays of these colours may be transmitted through the holes. Let these rays be received upon a double convex lens, and brought to a focus at G' , (fig. 12) upon a sheet of white paper, so as to illuminate the spot G' . The colour that it produces then will be a green. Let another spectrum be now thrown by a prism upon the screen, and let a hole be made in the screen at that part of the green space where the tint is precisely similar to the colour produced at G' on the white paper, and let the light which passes through this hole fall upon the spot G beyond G' .

The spaces G and G' will then be illuminated by lights of precisely the same colour; but it will be easy to show that these lights are not similarly refrangible.

Let them be viewed through a prism having its refracting angle presented upwards. The image of the illuminated space G will be seen in a more elevated position at g ; but two images will be produced of the space G' , one yellow and the other blue at y and b , the yellow image y being a little below g , and the blue image b a little above it. Thus it is evident that the green light on the space G' is a compound of yellow and blue, and is separable into its constituents by refraction, while the similar green light on the space G is incapable of decomposition by refraction.

23. An endless variety of tints may be produced by combining in various ways the colours composing the prismatic spectrum; indeed, there is no colour whatever which may not be produced by some combination of these tints. Thus, all the shades of red may be produced by combining some proportion of the yellow and orange with the prismatic red; all the shades of orange may be produced by combining more or less of the red and yellow with each other and with the orange; all the shades of yellow may

Fig. 12.



COMMON THINGS—COLOUR.

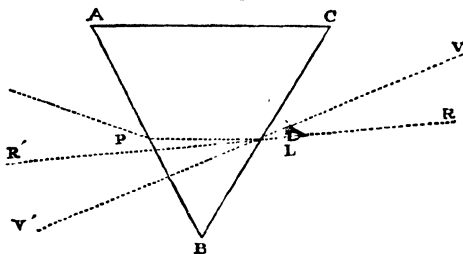
be produced by varying the proportion of green, yellow, and orange; and so on.

24. If two tints r and r' be produced, the former r by combining a certain number of prismatic colours, and the latter r' by combining the remainder together, these two tints r and r' are called *complementary*, because each of these contains just those colours which the other wants to produce complete whiteness; and, consequently, if the two be mixed together, whiteness will be the result. Thus, a colour produced by the combination of the red, orange, yellow, and green of the spectrum in their just proportions, will be complementary to another colour produced by the blue, indigo, and violet in their just proportions, and these two colours, if mixed together, would produce whiteness.

25. Almost all colours, natural or artificial, except those of the prismatic spectrum itself, are more or less compounded, and their combined character belongs to them equally when they have tints identical with the coloured spaces of the spectrum. Thus, a natural object whose colour is indistinguishable from the yellow space of the spectrum, will be found, when subjected to the action of the prism, to refract light in which there is more or less of green or orange; and an object which appears blue will be found to have in its colour more or less of green and violet.

26. Instead of receiving the spectrum on a screen, it may be viewed directly by placing the eye behind the prism $A B C$, fig. 13

Fig. 13.

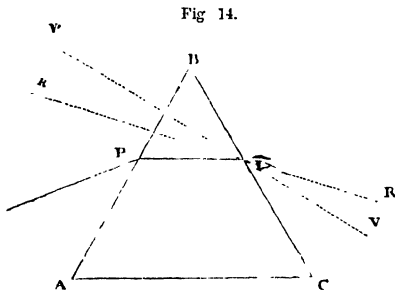


at L , so as to receive the light as it emerges. This mode of observing the prismatic effects is in many cases more convenient than by means of the screen, colours being thus rendered observable which would be too feeble to be visible after reflection from the surface of the screen. It is necessary, however, to consider that in this manner of viewing the prismatic phenomena, the colours will be seen in an order the reverse of that which they would hold on the screen; for if the eye be placed at L , it will

COLOURED FRINGES.

receive the violet ray which enters in the direction $L v$ as if such ray had proceeded from v' , and it will receive the red ray which enters it in the direction R as if it had proceeded from r' ; the red will therefore appear at the top, and the violet at the bottom of the spectrum, when the refracting angle B of the prism is turned downwards.

But if the refracting angle B be turned upwards, as represented in fig. 14, then the red will appear at the bottom, and the violet at the top of the spectrum, as will be perceived from the figure.



27. In general, when objects are viewed through a prism they appear with their proper colours, except at their boundaries, where they are fringed with the prismatic tints in directions parallel to the edge of the refracting angle of the prism.

Let $A A M M$, (fig. 15,) be a small rectangular object seen upon a black ground, the sides $A M$ being vertical, and $A A$ and $M M$ horizontal. Let us first suppose that this object has the colour of a pure homogeneous red. If this object be viewed through a prism whose refracting angle is directed upwards with its edge horizontal, it will be seen in a more elevated position, such as $a a m m$, as already explained.

Let us next suppose that the object $A A M M$ has the colour of a pure homogeneous orange. When viewed through the prism it will, as already explained, appear in a position $b b n n$, a little above $a a m m$.

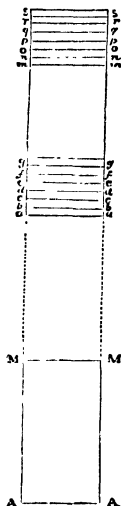
If we next suppose the object $A A M M$ to be coloured with homogeneous yellow, it will be raised by the prism to $c c o o$, a little above the orange image.

If it be next supposed to have the colour of a prismatic green, it will be seen at $d d p p$, a little above the yellow image; and if it be coloured light blue, its image will be seen at $e e q q$, above the green image; if it be dark blue or indigo,

COMMON THINGS—COLOUR.

its image will be in the position $f f r r$; if it be violet, its image will be in the position $g g s s$.

Fig. 15.



Now, if we suppose the object $A A M M$ to be white, that is to say, to have a colour which combines all the prismatic colours together, then all these several images will be seen at once through the prism in the respective positions already described. They will therefore be more or less superposed one upon the other, and the image will exhibit in its different parts those tints which correspond to the mixture of the colours thus superposed.

Hence it appears that the space between $a a$ and $b b$ from which all colour except the red is excluded, will appear red; in the space between $b b$ and $c c$, in which the orange image is superposed upon the red image, a colour will be exhibited corresponding to the mixture of these two colours; in the space between $c c$ and $d d$, the three images red, orange, and yellow are superposed, and a colour corresponding to the combination of these will be produced. In fine, the colours which are superposed between every successive division of the upper and lower edges of the combined images are as follows, where the prismatic colours are designated by the capital letters, and their mixture or superposition by the sign $+$:

Between $a a$ and $b b$	R
„ $b b$ „ $c c$	R + O
„ $c c$ „ $d d$	R + O + Y
„ $d d$ „ $e e$	R + O + Y + G
„ $e e$ „ $f f$	R + O + Y + G + B
„ $f f$ „ $g g$	R + O + Y + G + B + I
„ $g g$ „ $m m$	R + O + Y + G + B + I + V = W.

Thus it appears that the space between $g g$ the bottom of the violet image and the top $m m$ of the red image is coloured with a white light, because in this space all the seven images are superposed.

In the space between $g g$, the bottom of the violet image, and $f f$, the bottom of the dark blue image, there is a space which is illuminated by all the prismatic colours except the violet, and this space consequently approaches so near a white as to be scarcely distinguishable from it. The space between $f f$, the bottom of the dark blue image, and $e e$, the bottom of the light blue image, is illuminated by all the colours except the dark blue and indigo,

BREWSTER'S ANALYSIS OF LIGHT.

and it consequently has a yellowish tint. The succeeding divisions downwards towards *a a* become more and more red until they attain the pure prismatic red of the lowest division. The colours of the upper extremity of the image may in like manner be shown to be as follows.

Between <i>s s</i> and <i>r r</i>	V
„ <i>r r</i> „ <i>q q</i>	V + I
„ <i>q q</i> „ <i>p p</i>	V + I + B
„ <i>p p</i> „ <i>o o</i>	V + I + B + G
„ <i>o o</i> „ <i>n n</i>	V + I + B + G + Y
„ <i>n n</i> „ <i>m m</i>	V + I + B + G + Y + O
„ <i>m m</i> „ <i>g g</i>	V + I + B + G + Y + O + R = W.

Thus it appears that the highest fringe at the upper edge is violet, that those which succeed it are formed by the mixture of violet and blue, to which green and yellow are successively added, until the colours become so completely combined that the fringe is scarcely distinguishable from a pure white. It is evident, therefore, that at the lower extremity the reds, and at the upper the blues, prevail.

If the object *A A M M* viewed through the prism be not white, then the preceding conclusions must be modified according to the analysis of its colour. Thus, if its colour be a green, it may be either a pure homogeneous green, or one formed by the combination of blue and yellow or other prismatic tints. In the former case, the prism will exhibit the object without fringes, but in the latter it will be fringed according to the composition of its colour, determined by the same principles as those which have been applied to the object *A A M M*.

28. In all that precedes it has been assumed that the light composing each part of the prismatic spectrum is simple and homogeneous. This conclusion, deduced by Newton, and adopted generally by all physical investigators since his time, is based on the assumption, that light which, being refracted by transparent media, cannot be resolved into parts differently refrangible, is simple and homogeneous.

Sir David Brewster, has, however, published the results of a series of observations, from which it would follow, that a pencil of light which does not consist of parts differently refrangible, may, nevertheless, be resolved into parts which have different colours; in other words that the light of certain parts of the spectrum, such, for example, as orange and green, although simple so far as respects refraction, is compound so far as respects colour. Thus, the orange light may be resolved into two lights equally refrangible, but differing in colour, one being red and the other yellow; and the green light may in like manner be

resolved into two equally refrangible, one being yellow and the other blue.

29. In a word, the observations and experiments of Sir David Brewster have led him to the conclusion that the prismatic spectrum consists in reality of three spectra of nearly equal length, each of uniform colour, superposed one upon another; and that the colours which the actual spectrum exhibit arise from the mixture of the uniform colours of these three spectra superposed. The colours of these three elementary spectra, according to Sir David Brewster, are red, yellow, and blue. He shows that by the combination of these three, not only all the colours exhibited in the prismatic spectrum may be reproduced, but that their combination also produces white light. He contends, therefore, that the white light of the sun consists not of seven, but of three constituent lights, red, yellow, and blue.

This conclusion is established by showing that there is another method by which light may be resolved into its components, besides the method of refraction by prisms. In passing through certain coloured media, it is admitted that a portion of the light incident is intercepted at the surface upon which it is incident, and in its passage through the medium a part only is transmitted.

Now, this property of colours is taken by Sir David Brewster as another method, independently of refraction, of decomposing colours. He assumes that such a medium resolves the light incident upon it into two parts; first, the part which it transmits; and, secondly, the part which it intercepts. He concludes that these two parts are complementary, that is to say, that each contains what the other wants to make up white solar light; or, more generally, that the incident light, whatever be its nature, must be assumed to be a compound, consisting of the light transmitted and the light intercepted.

This being assumed, let a coloured medium, such as a plate of blue glass, be held between the eye and the spectrum. Certain colours of the spectrum will be transmitted and others intercepted. If the colours of the spectrum be simple and homogeneous light, such as they are assumed to be in the Newtonian theory of the decomposition of light, then the consequence would be that the appearance of the spectrum seen through the coloured medium would consist of dark and coloured spots; those simple lights intercepted by the glass appearing dark, and those transmitted by the glass having their proper colour. For if each colour of the prism be, as is assumed in the chromatic theory, simple, then the plate of glass can make no change in its colour by transmission.

BREWSTER'S ANALYSIS OF LIGHT.

It must therefore be wholly transmitted, partly transmitted, or wholly intercepted. If it be wholly transmitted, no change will be made, therefore, in its colour or intensity; if it be partly transmitted, its colour will remain the same, but its intensity will be diminished; if it be wholly intercepted, the space it occupied on the spectrum will be black. But these are not the effects, as Sir David Brewster states, which are observed. He finds, on the other hand, that the coloured spaces on the spectrum are not merely diminished in intensity, but actually changed in colour. Now, if any space of the spectrum be changed in colour, it follows from what has been stated, that the light transmitted must be a constituent of the colour of that space, to which the light intercepted being added, they would reproduce the colour of the spectrum. By such an experiment as this, Sir David Brewster found that the parts of the spectrum occupied by the orange and green lights produced yellow, from which he inferred that the glass intercepted the red, which combined with the yellow produced orange, and the blue, which combined with the yellow produced green. But if the glass have the power of thus intercepting the red and blue light, it might be expected that the red and the blue spaces of the spectrum would appear dark. He accordingly found that the light of the middle of the red space was almost entirely absorbed, as was also a considerable part of the blue space.

From experiments like these, which he made in great number, and under various conditions, Sir David Brewster deduced the conclusion to which we have adverted above.

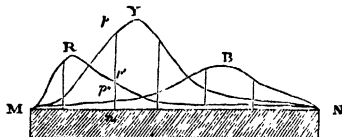
He inferred that at a point of the spectrum, red, yellow, and blue light are combined in various proportions, the colour of each part being determined by the proportional intensities of these three colours in the mixture. In the red space, the proportions of blue and yellow are exactly those necessary to produce white light, but the red is in excess; a portion of it combined with the blue and yellow produces a white light, which is reddened by the surplusage of red. In the same manner, in the yellow space, the proportion of blue and red is that which is proper to white light, but there is a greater than the just proportion of yellow.

A part of this combining with the blue and red produces white light, which is rendered yellow by the surplus. In the same manner exactly, the blue space is shown to consist of a surplusage of blue, combined with the proportion of red and yellow, and the remainder of the blue necessary for whiteness. The other colours of the spectrum, according to Sir David Brewster, are secondary, or the result of combinations of red, yellow, and blue.

COMMON THINGS—COLOUR.

The means by which these three primary colours produce the tints of the spectrum may be more clearly understood by reference

Fig. 16.



to fig. 16, wherein $M N$ represents the prismatic spectrum with its usual tints. The curve $M R N$ represents the varying intensity of the red spectrum, $M Y N$ that of the yellow, and $M B N$ that of the blue spectrum. The distance of each part of these curves respectively from $M N$ is understood to be proportional to the intensity of the colour of that part, and the relative lengths of the perpendicular included within each curve represents the proportion of the intensities of the combined colours. Thus, at the point p , the three colours are mixed in the proportion of the lengths of the perpendiculars $p n$, $p' n$, $p'' n$, the first representing the proportion of yellow, the second red, and the third blue; the red and yellow predominating, the colour at this point will be orange. ●

These observations and experiments, and the conclusions deduced from them by Sir David Brewster, have been now before the scientific world for more than twenty years. The experiments do not appear to have been repeated, nor the chromatic doctrine inferred from them to have been yet generally assented to or adopted. The chromatic analysis of Newton is the only theory advanced by physical authors.




Fig 1.

OPTICAL IMAGES.

CHAPTER I.

1. Great importance of the subject in relation to all the effects of vision.—
2. Explanation of how an object is seen with the naked eye.—3. Images produced by plane reflectors.—4. How rays are reflected from such surfaces.—5. Experimental verifications of this.—6. Image of a point in a plane reflecting surface.—7. Image of an object in the same.—8. Real and imaginary images.—9. Images produced by spherical reflectors.—10. By a concave reflector.—11. Experimental verification.—12. Variation of position, and magnitude of image.—13. Images in convex reflectors.—14. Images produced by transparent bodies.—15. Refraction.—16. Cases in which light will not enter a transparent body.—17. Reflection of objects in water.—18. The fallacy of the fable of “the Dog and the Shadow.”—19. Objects seen at the bottom of a transparent body.—20. Case of water and glass.—21. Broken appearance of a rod immersed in water.—22. Cases in which rays cannot emerge from a transparent body.—23. Experimental verification.—24. Reflection by a rectangular Prism.—25. Images produced by lenses.—26. Six kinds of lenses.—27. The axis of a lens.—28. Example of each kind of lens.—29. Optical image produced by a convex lens.—30. Relative position of the object and image.

1. THE images of visible objects produced by reflection from smooth or polished surfaces, natural and artificial, and by looking through transparent media, bounded by surfaces having certain curved shapes, play a part so important in the effects of vision, that it must be regarded as highly interesting to explain the optical principles upon which the production of such images depends, so far at least as may be necessary to render intelligible

OPTICAL IMAGES.

the natural appearances and effects which are familiar to every eye, and innumerable contrivances, from which we derive essential benefit, either in repairing defects of vision, or extending the range of that sense to objects removed beyond its natural limits, either because of their minuteness or remoteness, or in fine in producing phenomena affording at once amusement and instruction.

The landscape seen inverted in the tranquil surface of the river or lake ; the ship seen reproduced in like manner in the face of a calm sea ; our persons, and the objects which surround us, seen in a looking-glass ; the clear vision conferred on weak eyes by one sort of spectacle-glass, and the distinct vision conferred on strong but short-sighted eyes, by another ; the apparent enlargement produced by magnifying glasses ; the clear view of the scene and its personages afforded by the opera-glass ; in fine, the marvellous world of minuteness opened to our view by the microscope, and the sublime spectacle of the remote regions of space, teeming with countless systems of suns and circumvolving worlds, displayed before us by the telescope, are a few, and only a few, of the innumerable things of wonder and interest, to comprehend which is impossible without some knowledge of the manner in which optical images are produced.

As we shall, from time to time, present all these interesting subjects in the pages of the "Museum," we propose now, as an indispensable preliminary, to explain with as much brevity as may be compatible with clearness, the principles upon which the natural and artificial production of optical images depends.

2. It is, in the first place, and above all things, necessary to understand the manner in which the eye obtains the perception of any visible object, because if we can show that precisely the same means are called into operation in the case of an optical image, we shall understand how the latter produces the same sensible impression as the object itself.

To comprehend this, then, it is necessary to consider that each point of a visible object is a focus from which rays of light diverge exactly as if the point were luminous. Some of these divergent rays are received by the eye, and enter it through the circular hole called the pupil,* and there produce a perception of the point of the object from which they have radiated. Since *each* point of the object is thus a distinct focus, or centre of radiation, a perception of each point, and therefore of the whole object, is thus produced.

* See Tract on THE EYE, vol. v., pp. 54, 55.

OCULAR IMAGE.

This will be rendered more clear by reference to fig. 1. Let A, B, C, be a candle, for example, placed before the eye, E. Rays diverge from the top, A, of the flame, and enter the pupil. A cone of these rays, whose point is at A, and whose base is the pupil, enter the eye, and being collected on the retina, produce a perception of the point A.* And other cones, or PENCILS, as they are called, proceeding from the points B and C, and, in general, from all the points of the candle, radiate to the pupil in like manner, and severally produce perceptions, and so a perception of the candle is produced.

Now, if A, B, C, instead of being a real candle, were merely the optical image of a candle, the same perception of its presence would be produced, provided the same rays radiated in like manner from each point to the eye, and the observer would see it exactly as he would see the object itself, were it in the same position.

But it is not even necessary to the production of the perception that either the object or its image should be present, if the rays, no matter where they may have originated, or what route they may have followed, only enter the eye in the same lines of direction which they would have, had they come directly from the object. Thus, for example, if the pencils, instead of coming from A and C, had come from a similar point at A' and C' towards a and c, and had there by any optical agency been turned into the directions which they would have had, if they had come from A and C to the pupil, the perception produced by them would be exactly the same.

In fine, the perceptions produced depend on the directions which the rays have in entering the pupil, and are altogether independent of the route they may have followed before arriving there.

It will be most necessary that this fact be impressed on the memory, since the whole theory of vision, especially where optical agents are used, depends more or less upon it.

3. IMAGES PRODUCED BY PLANE REFLECTORS.

The most simple case of the production of optical images, and that of most frequent occurrence, is when they are produced by reflection from plane surfaces; as when a landscape and the firmament are seen reflected in the surface of water, or when objects are seen in a looking-glass.

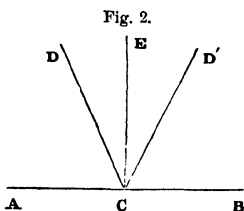
To explain this very familiar phenomenon, it is necessary first

* See Tract on THE EYE, vol. v., pp. 54, 55.

OPTICAL IMAGES.

to explain the manner in which rays of light are reflected when these fall on a plane surface.

4. The rays are reflected in this case exactly as an elastic ball is repelled when it encounters a hard and flat surface. Let c , fig. 2, be a point upon a reflecting surface AC , upon which a ray of light DC is incident. Draw the line CE perpendicular to the reflecting surface at c ; the angle formed by this perpendicular, and the incident ray DC , is called the *angle of incidence*.



From the point c , draw a line cD' in the plane of the angle of incidence DC , and forming with the perpendicular CE an angle $EC D'$, equal

to the angle of incidence, but lying on the other side of the perpendicular. This line cD' will be the direction in which the ray will be reflected from the point c . The angle $D'CE$ is called the *angle of reflection*.

The plane of the angles of incidence and reflection which passes through the two rays cD and cD' , and through the perpendicular CE , and which is therefore at right angles to the reflecting surface, is called the *plane of reflection*.

This law of reflection from perfectly polished surfaces, which is of great importance in the theory of light and vision, is expressed as follows:—

When light is reflected from a perfectly polished surface, the angle of incidence is equal to the angle of reflection, in the same plane with it, and on the opposite side of the perpendicular to the reflecting surface.

From this law it follows, that if a ray of light fall perpendicularly on a reflecting surface, it will be reflected back perpendicularly, and will return upon its path; for in this case, the angle of incidence and the angle of reflection being both nothing, the reflected and incident rays must both coincide with the perpendicular. If the point c be upon a concave or convex surface, the same conditions will prevail; the line CE , which is perpendicular to the surface, being then what is called in geometry, the normal.

5. This law of reflection may be experimentally verified as follows:—

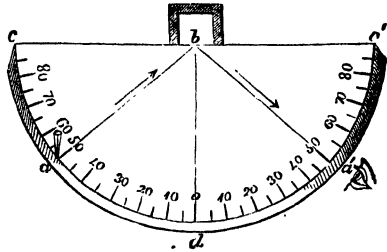
Let $cd c'$, fig. 3, be a graduated semicircle, placed with its diameter $c c'$ horizontal. Let a plumb-line bd be suspended from its centre b , and let the graduated arch be so adjusted that the plumb-line shall intersect it at the zero point of the division, the

IMAGES BY MIRRORS.

divisions being numbered from that point in each direction towards c and c' . Let a small reflector (a piece of looking-glass will answer the purpose) be placed upon the horizontal diameter at the centre with its reflecting surface downwards, and let any convenient and well-defined object be placed upon the graduated arch at any point, such as a , between d and c .

Now, if the point a' be taken upon the arch $d c'$ at a distance $d a'$ from d equal to $d a$, the eye placed at a' and directed

Fig. 3.



to b will perceive the object a as if it were placed in the direction $a' b$. It follows, therefore, that the light issuing from the point of the object a in the direction $a b$, is reflected to the eye in the direction $b a'$. In this case, the angle $a b d$ is the angle of incidence, and the angle $d b a'$ is the angle of reflection; and, whatever position may be given to the object a , it will be found that, in order to see it in the reflector b , the eye must be placed upon the arch $d c'$, at a distance from d equal to the distance at which the object is placed from d upon the arch $d c$.

The same principle may also be experimentally illustrated as follows:—

If a ray of sun-light admitted into a dark room through a small hole in a window-shutter strike upon the surface of a mirror, it will be reflected from it, and both the incident and reflected rays will be rendered visible by the particles of dust floating in the room. By comparing the direction of these two visible rays with the direction of the plane of the mirror and the position of the point of incidence, it will be found that the law of reflection which has been announced is verified.

6. This being premised, it will be easy to comprehend the manner in which images are produced by reflection from plane surfaces.


Let A , fig. 4, be any point of a visible object placed before a plane reflector, $M N$. Let $A B$ and $A C$ be two rays diverging from it, and reflected from B and c to an eye at o . After reflection, they will proceed as if they had issued from a point, a , as far behind the reflector as the point, A , is before it; that is to say, the distance $A N$ will be equal to $a N$.

It is easy to verify this, by taking into account the law of

OPTICAL IMAGES.

reflection already explained. If $B D$ be at right angles to $M N$, the angle, $D B O$, will be equal to $B a N$, and also to $D B A$, and consequently to $B A N$, from whence it follows that $B A$

Fig. 4.




is equal to $B a$, and $A N$ to $a N$: and since the same will be true of all rays which issue from A towards the reflector, it follows that, after reflection, all such rays will enter the eye, o , as if they had diverged from a .

The eye o will therefore see the point A in the reflector as if it were at a .

7. But since the same will be true of each point in an object, $A B$ (fig. 5), placed before the reflector, it follows that the rays which proceed from the

several points of the object will, after reflection, enter the eye, as if they came from corresponding points of a similar object $a b$, placed just as far *behind* the reflector, as the object itself $A B$ is *before* it.

Fig. 5.



It is evident that in this case the image $a b$ is not only similar to the object but precisely equal to it. Its position relatively to the reflector is similar to that of the object, but in an absolute sense it is different, as will be evident from observing that while the arrow $A B$ points to the left, its image $a b$ points to the right.

8. It will be perceived, that the reflected rays by which the perception of the image is produced, do not actually form the image. They enter the eye as if they actually came from the several points of such an image

as the eye sees, but they do not come from such points. In such cases, where the image is perceived, but not actually produced, it is called a *virtual* or *imaginary image*. When the rays by which the image is perceived do actually diverge from the points of the image, the image is said to be **REAL**.

SPHERICAL REFLECTORS.

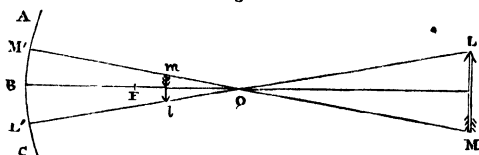
Since, in all the cases of reflection from plane mirrors, the rays diverge as if they had issued from points behind the mirror, the images are always virtual or imaginary.

9. IMAGES PRODUCED BY SPHERICAL REFLECTORS.

Curved reflecting surfaces may have various forms, but those which are most important are spherical; that is, such as consist of a part of the surface of a globe of greater or less diameter. A concave spherical reflector is a part of the surface of a globe seen from the inside, and a convex, seen from the outside.

10. Let $A C$ (fig. 6) be the section of a concave reflector, whose centre is O . The line $O B$ through the middle of the reflector

Fig. 6.



and the centre, O , is called its axis. Let F be the middle point of the radius $O B$.

If an object be placed before the reflector at any place, such as $L M$, beyond its centre O , an image of this object $m l$, will be found at a certain point between F and O . The pencils of rays which radiate from each point of the object, after encountering the surface of the reflector, will be reflected, converging to the corresponding points of the image. Thus the rays which proceed from L will be reflected, converging to l , and those which proceed from M will be reflected, converging to m .

The image $m l$ will therefore be inverted with relation to the object, the top of the one corresponding to the bottom of the other, the right to the left, and *vice versa*.

It is evident also, that the linear dimensions of the image will bear to those of the object the exact proportion of their respective distances $m O$ and $M O$ from the centre of the reflector.

11. The production of such an image can be easily verified experimentally. Let the object $L M$ be a candle, and let a small piece of card be held between O and F at right angles to $O B$. An image of the candle will be seen upon the side of the card presented to the reflector. The image will at first be nebulous and indistinct, but by moving the card alternately to and from the

OPTICAL IMAGES.

centre o , a position will be found at which the image will be distinct. The card in this case should be so small as not to intercept too much of the light radiated from the candle to the mirror.

12. If the candle be now supposed to be gradually removed to greater and greater distances from the reflector, the image will approach nearer and nearer to the middle point F of the radius oB , and when its distance attains a certain limit, the image will be formed at F . However much the distance may be further augmented, the image will remain stationary at F .

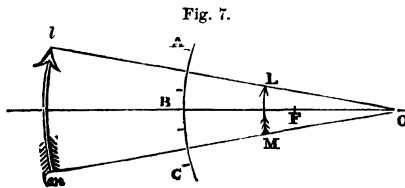
This point F being therefore the place at which the images of all very distant objects are formed, is called the **PRINCIPAL FOCUS** of the reflector.

If the object LM be supposed to be moved continually towards the centre o , its image lm will also move towards o . When the object is moved past the point o towards the reflector, its image will be found outside the centre, so that if the object were ml the image would be LM . In passing the centre o , therefore, the object and image interchange places.

So long as the object is outside the centre, it will be greater than its image, but when inside the centre it will be less. The reflector, therefore, acts as a magnifier, or the contrary, according as the object is between o and F , or outside the centre o .

All these effects can be verified experimentally by receiving the image on a card in the manner described above. It is evident that in all these cases the images are real.

If the object LM be placed between F and B , as in fig. 7, the



pencils of rays which diverge from the several points of the object will be reflected, diverging as if they had radiated from the corresponding points of an image, lm , at a certain distance be-

hind the reflector. This image will be similar in position with the object, that is erect, and it will be greater than the object in its linear dimensions, in proportion to its distance from the centre o of the reflector.

Since the image in this case is behind the reflector it will be imaginary.

If the object be moved towards B , the image will also move towards B , and if the object be moved towards F , the image will move from B , and will recede through spaces much greater than

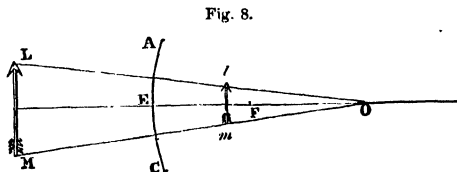
SPHERICAL REFLECTORS.

those through which the object is moved. In fine, when the object approaches to F , the image will recede indefinitely behind the reflector, and will disappear altogether when the object actually arrives at F .

All these phenomena admit of easy verification, by placing a candle in the several positions here assigned, and observing its image reflected in the mirror.

13. If the reflector be convex, the object $L M$ (fig. 8), will have its image at the points $l m$, between the reflector and the principal focus F .

The rays proceeding from the several points of the object $L M$ will, after reflection, diverge as if they had proceeded from



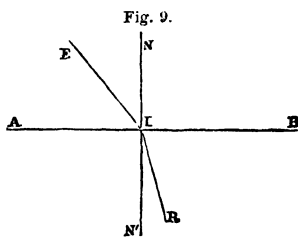
the corresponding points of $l m$, and will produce upon the vision the same effects as if an object had been actually placed at $l m$.

The image in this case, therefore, will be erect, and it will be less than the object in the proportion of $o l$ to $o L$. In this manner is explained the effect familiar to every one, that convex reflectors exhibit a diminished picture of the object placed before them.

14. IMAGES PRODUCED BY TRANSPARENT BODIES.

When light enters or issues from a transparent body its direction is deranged, its rays appearing to be broken at the points where they pass through the surface of the body. This effect is called refraction.

15. Thus, if the line $A B$ (fig. 9) be supposed to represent the surface of such a body, and that a ray, $E I$, enter it at I , this ray, instead of preserving its direction, will be broken, as it were at I , and will take the direction



$I R$. If the ray has been transmitted from R to I , it would, on issuing from the surface $A B$ at I , have been broken, and would take the direction $I E$.

Let the line $N N'$ be drawn perpendicularly to the surface $A B$. If the ray $E I$ be supposed to enter the surface at I , it will be always refracted towards the perpendicular $I N'$.

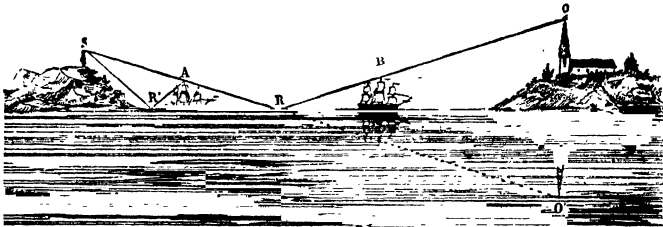
OPTICAL IMAGES.

But if, leaving the direction $R I$, it issue from the surface at I , it will be refracted *from* the perpendicular $I N$ in a direction such as $I E$. This is a law of refraction to which there is no exception.

16. Light will enter a transparent body whatever may be the obliquity with which it falls upon it; but it must be remembered that a certain proportion of it will be reflected. This proportion is very small, when the light strikes the body with very little obliquity, but it increases as the obliquity is increased, and is very considerable at great obliquities.

17. This will explain a phenomenon which is familiar to every eye. A spectator stationed on the banks of a river or lake, as at s , fig. 10, will see the opposite bank and objects such as o upon it, reflected in the surface of the water, and will see in the same way distant boats or vessels, such as B , reflected, the images being inverted according to what has been already explained (6, 7). But he will not see any reflection of a near object, such as A . In

Fig. 10.



the case of distant objects, such as o and B , the rays $o R$, $B R$, which proceed from them striking the surface of the water very obliquely, the part of the light which is reflected in the direction $R s$ is so considerable as to make a very sensible impression on the eye, although it is far from being as strong as a more complete reflection would produce, as is proved by the fact of which every one is conscious, that the images of objects thus reflected in water are far less intense and vivid than images would be reflected from the surface of a looking-glass.

As for objects, such as A , placed near the spectator, they are not seen reflected, because the rays $A R'$, which proceed from them, strike the water with but little obliquity, and consequently the part of their light which is reflected in the direction $R' s$ towards the spectator is not sufficiently considerable to produce a sensible impression on the eye.

For this reason, also, a person on board a vessel may see

IMAGES BY REFRACTION.

plainly enough the banks or shores reflected in the water ; but if he lean over the bulwark, and look down, he cannot see his own image.

18. In general, the illustrations and imagery of poetry, drawn from natural phenomena, are just and true. Yet this is not invariably the case. Every one will perceive from what has just been stated, that the fable of the Dog and the Shadow, which has been handed down through so many ages, diffused through so many languages, and taught so universally in the nursery and the school, is a most gross optical blunder.

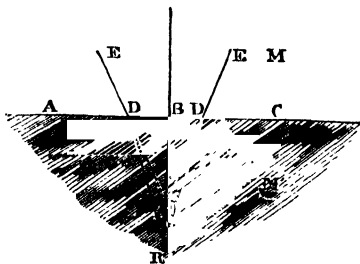
19. If a visible object be placed below a transparent body, as, for example, at the bottom of a reservoir of water, or attached to the lower surface of a plate of glass, an observer above will see, not the object itself, but an optical image of it, which will be nearer to the surface, or less deep than the object. A reservoir of water, a river, or a lake, or the sea, when not too deep to allow the bottom to be visible, will on this account always appear to be less deep than it really is, because the optical image of the bottom, which is in fact what the observer sees, is less deep than the bottom itself. After what has been stated above, this is easily explained.

Let r (fig. 11) be a point of any object below the surface $A C$ of any transparent body. The rays $r D$, which diverge from r , will, after emerging, be deflected *from* the perpendicular in the directions $D E$, and will enter the eye of an observer as if they came from r , a point less deep than r . The point r will, therefore, be seen as if it were at r , and the same being true of all the points of the object, it follows that an optical image of the object will be formed at a certain depth below the surface, less than the depth of the object.

This image will evidently be imaginary, since the rays by which it is produced diverge from the surface of the transparent body, but not from the points of the image.

The greater the refracting power of the body is the more the rays $D E$, emerging from the surface, will be deflected from the perpendicular, and consequently the nearer the point r of their divergence, or, what is the same, the image, will be to the surface.

Fig. 11.



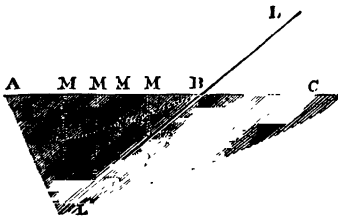
OPTICAL IMAGES.

20. Thus, for example, if the transparent medium be water, the depth of the image will be about three-fourths of the depth of the object, and consequently water, when the bottom can be seen, always appears less deep than it is in the proportion of 3 to 4. A reservoir, whose real depth is 12 feet, will appear to have a depth of only 9 feet.

If the transparent body be glass, which has a greater refracting power than water, in the proportion of about 8 to 9, an object attached to the under-surface will appear to be at the depth of about two-thirds of the thickness of the glass.

21. If a rod LB , fig. 12, be plunged obliquely in water, it will appear as if it were broken at B , the part immersed being

Fig. 12.



seen, not as it really is in the direction BL , but in the direction Bp . This will be easily understood, when it is considered that the image of such point of the rod will appear at a less depth than the point itself, in the proportion of 3 to 4. Thus the image of the several points p will be at the points p , the depths $M p$

being severally three-fourths of the depths $M p$.

22. A certain part of the light which strikes upon the surface of a transparent body will enter it, no matter what be the obliquity with which it encounters it; but there is a certain obliquity beyond which light cannot emerge from it. Thus a ray of light proceeding from any object under water, which strikes the surface at an angle less than $41^{\circ} 32'$, cannot emerge, and in that case it may be asked, what becomes of the ray? The answer is, that it will be reflected back into the water exactly as if the surface were a perfectly polished plane surface.

In the same manner, if the transparent body be glass, the ray cannot emerge from it, if the obliquity be less than $48^{\circ} 11'$, and in this case the ray will be reflected.

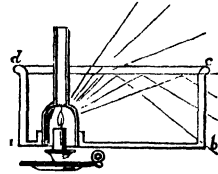
The reflection which takes place under such circumstances, is much more complete than any reflection from the surfaces of bodies, whether naturally smooth or artificially polished. It has, consequently, though somewhat improperly, been called **PERFECT REFLECTION**, for, although the reflection is incomparably more perfect than that from smooth or polished surfaces, nevertheless there is still a small part of the light lost.

The angle which limits the obliquity at which light can emerge from a transparent body, is called the limit of transmission.

RECTANGULAR PRISM.

23. This remarkable property of transparent bodies may be illustrated experimentally by the apparatus represented in fig. 13; let $a b c d$ represent a glass vessel filled with water, or any other transparent liquid. In the bottom is inserted a glass receiver, open at the bottom, and having a tube such as a lamp-chimney carried upwards and continued above the surface of the liquid. If the flame of a lamp or candle be placed in this receiver, as represented in the figure, rays from it penetrating the liquid, and proceeding towards the surface $d c$, will strike this surface with various obliquities. Rays which strike it under angles of incidence within the limits of transmission will issue into the air above the surface of the liquid, while those which strike it at greater angles of incidence will be reflected, and will penetrate the sides of the glass vessel $b c$.

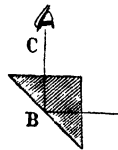
Fig. 13.



An eye placed outside $b c$ will see the candle reflected on that part of the surface $d c$, upon which the rays fall at angles of incidence exceeding the limit of transmission; and an eye placed above the surface will see the flame, in the direction of the reflected rays, striking the surface with obliquities within the limit of transmission.

24. A remarkable property of glass prisms, which proves of great use in various optical instruments, depends on this property. Let B , fig. 14, be a rectangular prism, the longest face of which is inclined at angles of 45° to the two rectangular faces. If a ray of light, $A B$, enter one of the rectangular faces perpendicularly, it will pass into the glass without suffering any change of direction, and will encounter the surface B at an angle of 45° , which being less than $48^\circ 11'$, the minor limit of possible transmission, it will be reflected on issuing through the other rectangular surface perpendicularly, will meet the eye as it would if B were the only surface it had encountered, and the object from which the ray has proceeded, and whose real direction is $B A$, will be seen in the direction $C B$ at right angles to $B A$.

Fig. 14.

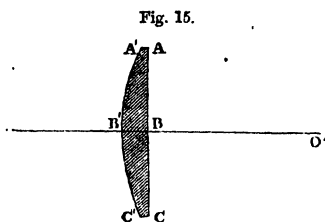


25. IMAGES PRODUCED BY LENSES.

A lens is a circular plate of glass, the surface of which is curved on one side or both.

OPTICAL IMAGES.

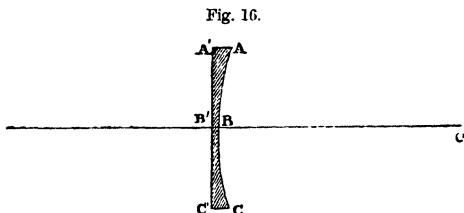
26. A plano-convex lens, fig. 15, has one side, $A C$, flat, and the other convex.



A plano-concave lens, fig. 16, has one side, $A' C'$, flat, and the other concave.

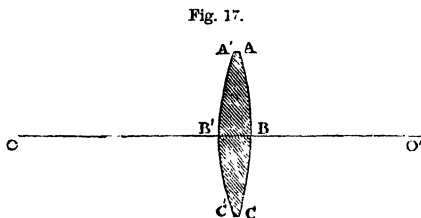
A double convex lens, fig. 17, has both sides convex, and a double concave lens, fig. 18, both sides concave.

It is not necessary that the convexities of the sides in the one, or the concavities in the other, should be equal. The degree of convexity or concavity will depend on the radius $O B$ or $O' B'$ of the sphere of which



the lenticular surface is a part. The less that radius is, the greater will be the curvature of the surface. Thus, if $O B$ be greater

than $O' B'$, the surface $A' C'$ will be more convex (fig. 17), or more concave (fig. 18), than $A C$.



A concavo-convex lens has one side, $A C$, fig. 19, concave and the other convex, the concavity, however, being greater than the convexity.

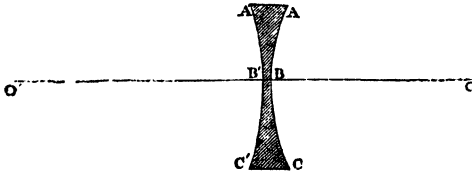
A meniscus has also one side, $A C$, fig. 20, concave, and the other convex, but, on the contrary, the convexity is greater than the concavity.

27. A line, $o o'$, which joins the centres of the two lenticular surfaces in figs. 17, 18, 19, and 20, and which passes through the centre of the lenses, and one which, in figs. 15 and 16, is drawn from the centre o at right angles to the flat surface, and passing through the centre of the lens, is called the **AXIS OF THE LENS**.

LENSES.

28. Examples of each of these forms of lenses are more or less familiar to every one. Thus the glasses of spectacles used by

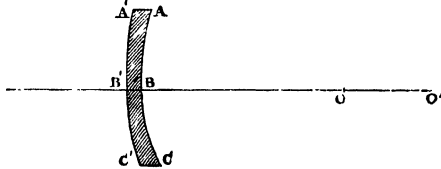
Fig. 18.



weak-sighted or aged persons, are usually double convex lenses. Those used by short-sighted persons are generally double concave lenses.

Spectacles called periscopic are sometimes used. The glasses of these, which are suited to weak sight, are meniscus, and those adapted to short sight are concavo-convex lenses.

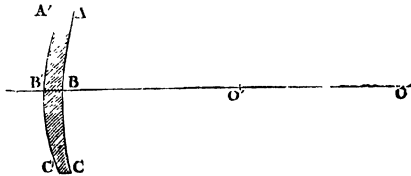
Fig. 19.



The eye-glasses of opera-glasses are usually double concave lenses. The object glasses are generally plano-convex lenses, the plane side being turned inwards.

29. If an object such as o'' , fig. 21, be placed before a convex lens, and at right angles to its axis, an image, i'' , of it will be produced behind the lens, also at right angles to the axis, inverted in position in relation to the object, that is, the top of the image corresponding with the bottom of the object, and the right side with the left, and *vice versa*.

Fig. 20.



If the object be placed near the lens, the image will be formed at a great distance from it, and will be greater than the object in its linear dimensions in the same proportion as its distance is greater than that of the object from the lens.

This will be evident by inspecting the figure. The length of the image, i'' , is evidently greater than that of the object, o'' , in

OPTICAL IMAGES.

the same proportion as that in which the distance $I'''L$ is greater than $O'''L$.

If we suppose the object O''' to be gradually removed from the lens, so as to assume successively the positions O'' , O' , &c., the

Fig. 21.

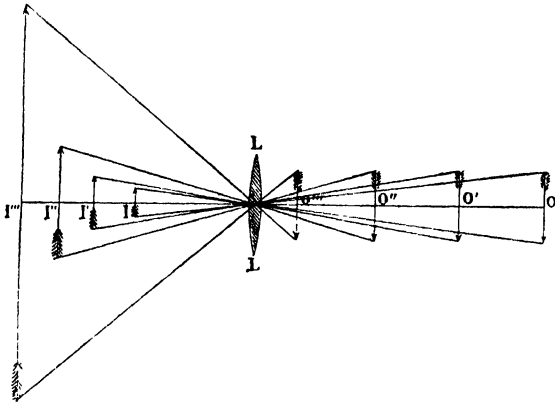


image will gradually approach the lens, assuming successively the positions I'' , I' , &c., and the linear dimensions of the object and image being still in the proportion of their distances from the lens, the image will necessarily decrease as the distance of the object from the lens increases.

30. Now, it might be imagined that by removing the object to distances increased without limit, the distance of the image from the lens would be decreased without limit. This, however, is not the case. While the object recedes through great spaces, its image approaches the lens through very small spaces, and when the object has been removed to a certain distance, the image is found to become sensibly stationary, not being capable of approaching nearer to the lens than a certain minor limit of distance, even though the distance of the object should be augmented indefinitely.



Fig. 22.

OPTICAL IMAGES.

CHAPTER II.

31. Experimental verification.—32. Variation of the magnitude of the image.—33. Principal focus and focal length.—34. Variation of position, and magnitude of image.—35. When images real, and when imaginary.—36. Images produced by concave lenses. 37. Focal length varies with refracting power.—38. Refracting power depends on material of lens.—39. Spherical aberration.—40. Images produced by lenses not absolutely clear and distinct.—41. Series of images.—42. Nebulous and confused effect.—43. Spherical aberration greater near the borders.—44. Increases with the curvature.—45. And with the magnifying power.—46. Spherical distortion.—47. Curved images.—48. How to diminish spherical aberration.—49. Lenses made from diamonds and other precious stones.—50. Ineffectual attempts at improvement by this means.—51. Methods of diminishing spherical aberration by proper adaptation of curvatures.—52. Aplanatic lenses.—53. Chromatic aberration.—54. White light compound.—55. Coloured lights sometimes compound.—56. Images produced by homogeneous lights.—57. Images produced by compound light.—58. Lenses always produce several images of a natural object.—59. Why they are not always so confused as to be useless for vision.—60. Dispersion.—61. Dispersion increases with refraction.—62. Dispersion different with different material.

31. THIS remarkable property of lenses, which is of the most extreme importance, not only in the theory and practical construction and application of microscopes, but of all optical instruments whatsoever, admits of the easiest and most simple experimental verification.

OPTICAL IMAGES.

Take any magnifying glass (the object lens unscrewed from an opera glass, or the spectacle glass, or eye-glass of a weak-sighted person will answer the purpose), and holding it with its surfaces vertical, let the flame of a candle be placed near it in its axis, and let a white card be held behind it at right angles to its axis. Let the card be moved gradually from the glass until the inverted image of the flame of the candle is seen distinctly upon it. In this position the flame may be supposed to be the object o'' , and its image on the card the image i''' . Let the candle be now removed a little farther from the glass. The image will become indistinct, but if the card be removed a little towards the glass, its distinctness will be restored. The flame will now represent o'' , and its image on the card i'' . See fig. 22, p. 97.

In the same manner, if the candle be continually removed from the glass, its image will approach continually to the glass, but at a slower and slower rate. When, however, the flame has been withdrawn to the distance of several yards from the magnifying glass, its image will become sensibly stationary, never approaching in any perceptible degree closer to the glass, however far the candle may be removed.

32. It must be observed, nevertheless, that although the *position* of the image of the flame remains thus unchanged by the increased distance of the candle from the glass, its *magnitude* undergoes a very perceptible change, decreasing in linear dimensions in exactly the same proportion as the distance of the candle from the lens increases.

It appears, then, in fine, that when a convex lens is presented to any object, whose distance from it exceeds a certain limit, the optical image of such object will be formed at a fixed distance behind the lens, which distance will be the same whatever the distance of the object may be. Thus, for example, if the lens be presented to a window looking out over a landscape, the image of this landscape will be seen depicted, but inverted in position on a card held behind the lens, at the fixed distance from it, which has just been indicated; and although the trees, buildings, and mountains, which form the view before the lens, are at extremely various distances, their images will be all depicted on the card upon a small scale, at precisely the same distance from the lens.

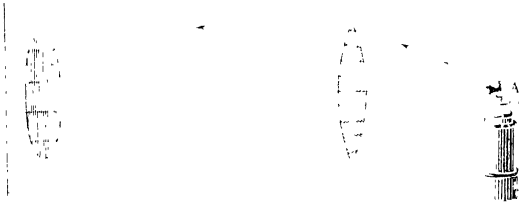
33. The point in the axis of a lens, at which a distinct picture of distant objects is thus produced, is called the **PRINCIPAL FOCUS** * of the lens, and the distance of this point measured upon the axis from the lens is called the **FOCAL LENGTH** of the lens.

* In some practical works on the microscope, this point is called the **SIDEREAL** or **SOLAR FOCUS**. This term has not, however, obtained a place in the nomenclature of scientific writers.

IMAGES BY LENSES.

If a radiant point be placed at A, fig. 23, at the principal focus of a lens, the rays diverging from it after passing through the lens will be rendered parallel, as may be shown experimentally by receiving them upon a screen as indicated in the figure. An

Fig. 23.



illuminated disc will be produced upon the screen equal in size to the lens.

34. Having explained the change of position which the image undergoes by removing the object indefinitely *from* the lens, let us now consider how its position will be affected if the object be moved indefinitely *towards* the lens.

It is evident, from what has been already explained, that when a very distant object approaches the lens, no change whatever in the *position* of its image is at first produced, the image remaining always at the principal focus, but the *magnitude* of the image will be sensibly augmented, its linear dimensions increasing in exactly the same proportion as the distance of the object from the lens decreases.

When, however, the object has approached within a certain limit of distance, the image will begin, at first very slowly, and afterwards more rapidly, to recede from the lens. It will thus continue to recede, and at the same time to increase in its dimensions, until the object is brought to a distance from the lens equal to its focal length. The image having then augmented indefinitely in magnitude and distance, will altogether disappear.

This is, therefore, an exceptional position of the object, in which no optical image is produced by the lens.

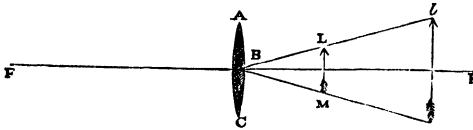
If we suppose the object to be brought still nearer to the lens than its focal distance, no actual optical image will be produced, but the rays of light which, having issued from the various points of the object, pass through the lens, will be refracted by it into directions such as they would have had if they had issued from a

OPTICAL IMAGES.

similar object at a greater distance in front of the lens, and of proportionally greater dimensions.

To render this more clear, let $A C$, fig. 24, represent a convex

Fig. 24.



lens, whose focal length is $B F$, and let $L M$ be an object placed before it at a less distance than $B F$. Now, it will be understood that from every point of the object $L M$, rays of light diverge, which, passing through the lens $A B$, have their directions changed by it, and this change is such that, instead of diverging from the various points of the object $L M$, they will diverge from a similar series of points placed at a greater distance before the lens. In fine, after passing through the lens, they will diverge as if they had issued from the points of an object $l m$ in all respects similar to the object $L M$ itself, and having a like position, but greater than the object in its linear dimensions, in the proportion of $l B$ to $L B$; that is, of its distance from the lens to the distance of the object from the lens.

In this case, then, no actual optical image is produced which, as in the former case, can be received and exhibited upon a card. But if the eye of an observer be placed behind the lens, it will receive the rays proceeding from the object $L M$, and passing through the lens exactly as if they really had proceeded from the object $l m$, without the interposition of a lens, and the eye will be affected, and vision produced exactly as if such an object as $l m$ were present.

35. When the optical image is actually formed, so that it can be received and exhibited upon a card or screen, it is said to be a **REAL IMAGE**; and when it is formed in the manner above described, so as to be seen by the eye directly receiving the rays from the lens, but not capable of being formed on a screen, it is said to be **IMAGINARY**.

An exception might be taken to the terms, inasmuch as the visual image is as real in the one case as in the other. They have, however, been generally adopted in the nomenclature of optics.

All that has been said of the optical images, real and imaginary, produced by double-convex lenses, and of their principal foci, will be equally applicable to plano-convex and meniscus lenses. In each of these the convexity being the prevalent character, their optical effects are similar to those of double-

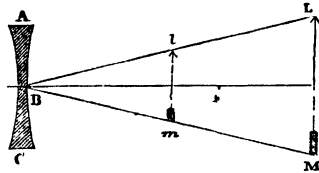
IMAGINARY IMAGES.

convex lenses, subject, nevertheless, to some qualifications which will be explained hereafter.

36. The optical effect of a concave is, as might be expected, the reverse of that of a convex lens. In no position can a concave lens produce a real optical image.

Let $A C$, fig. 25, be such a lens, and $L M$ an object placed any-

Fig. 25.



where before it. The rays which diverge from the various points of $L M$ will, after passing through the lens, diverge as if they had issued from the corresponding points of a similar object $l m$, nearer to the lens; and an eye placed behind the lens will see the object, not as it is at $L M$, but as it would be if placed at $l m$, and reduced to a lesser magnitude.

This explains a fact which must be familiar to every one who may have looked through concave glasses, such for example as the spectacles of short-sighted persons. All objects seen through them appear to be diminished.

37. The focal length of a lens depends on the degree of refraction which it is capable of producing on the rays which pass through it. The greater this refraction is the more the convergence of the rays will be increased, and the less will be the focal length.

The refracting power of a lens depends partly on its form, and partly on the material of which it is made. With a given material the refracting power will increase with the convexity. The more convex the surfaces are the greater will be the refracting power, and the less the focal length and the nearer to the lens will the image of an object at a given distance be produced, the lens being supposed to be convex.

38. But the refracting power, and therefore the focal length, also depends on the material of the lens. Two lenses having the same convexity will have different refracting powers, and therefore different focal lengths, if they are made of different transparent bodies, or even of different sorts of the same substance. A lens of water will have a longer focus than a similar one of glass; and the latter will have a longer focus than a similar one made from a diamond, because water has a less refracting power than glass, and glass less than diamond. In the same way, a

OPTICAL IMAGES.

lens of crown-glass will have a longer focus than a similar one of flint-glass, since the latter has a greater refracting power than the former.

39. SPHERICAL ABERRATION.

In all that has been stated hitherto, it has been assumed that the images produced by lenses are as perfect reproductions of the object as is the image produced by a common looking-glass.

In practice this conclusion requires considerable qualification.

In the first place, lenses, of whatever material they may be formed, though very transparent are not absolutely so, and they consequently intercept more or less of the light which falls upon them. The thicker they are the greater is the quantity of light thus intercepted. Sometimes there is a tendency to intercept light of a particular tint of colour. In such cases the brightness of the image is not only deteriorated, but it is falsely coloured, being most tinged with those colours which the material of the lens transmits most freely.

Although such imperfections cannot be totally removed, they may be and have been reduced to so very inconsiderable an amount by the proper selection and adaptation of the material of which lenses are formed, that they need not be farther noticed here.

The loss of light by reflectors, however highly polished the reflecting surface may be, greatly exceeds the amount of light intercepted by transparent media. On this, as well as some other accounts, refracting have been generally preferred to reflecting microscopes.

40. Although the image of an object produced by a convex lens in the manner already described (29), appears at first view to be an exact reproduction of the object, it is found, when submitted to rigorous examination, to be more or less confused and indistinct. This confusion is augmented in proportion as it is more magnified, and when it is viewed as in a compound microscope, with a simple microscope so as to be still further amplified, the confusion becomes so great as to deprive the observation of all utility.

This indistinctness and confusion arises from two causes, one depending on the form, and the other on the material of the lens.

That which depends on the form of the lens we shall now explain.

41. If a convex lens be presented to a visible object, the central part being covered by a disc of card, leaving uncovered a ring of surface at the borders, a distinct, but very faintly illuminated

SPHERICAL ABERRATION.

image will be produced at a certain distance from the lens. Let this distance be called d' .

If the border of the lens be now covered with a ring of card, and the central part with a card disc less in diameter than the ring, so as to leave an uncovered space between the disc and the ring, another faint but distinct image will be produced at a certain distance d'' , a little greater than d' .

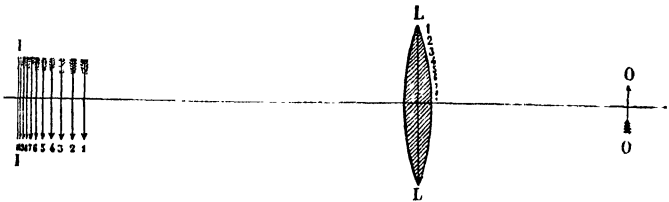
If the border be covered with a broader ring of card, and the central part by a still less disc, so as to leave an uncovered ring of surface smaller than the last, another image will be produced still faint and distinct, and at a distance d''' greater still than d'' .

In fine, by continuing this process, it will be found that if the lens be resolved into a series of annular surfaces, concentric with each other and with the lens, a series of images will be produced at distances d' , d'' , d''' , d'''' , &c., gradually increasing, that produced by the external annulus being at the least distance, and that produced by the spot surrounding the centre at the greatest distance.

On comparing the series of distances d' , d'' , d''' , d'''' at which these images are placed, a very important circumstance will be observed in their distribution. It will be found that while those produced by the central annuli are crowded very closely together, those produced by the annuli near the edge of the lens are separated one from another by much more sensible spaces.

When the entire surface of the lens is uncovered and exposed at once to the object, it is evident that this series of images will be produced simultaneously. Some idea of their distribution along the axis of the lens may be found by referring to fig. 26.

Fig. 26.



The object being $o o$, and the image produced by the small central spot of lenticular surface being at $I I$, the images formed by the rings of surface immediately contiguous to this spot will be crowded together so closely in front of a screen held at $I I$, that they will all be formed upon the screen with very little

OPTICAL IMAGES.

less distinctness than the image formed by the central spot itself, so that by their superposition upon the screen, all will contribute to augment the brightness of the image formed upon it, without producing injurious confusion or indistinctness. But not so with the much more distant and more widely separated images 1, 2, 3, 4, &c., produced by the exterior rings of the lenticular surface. These being at very sensible distances from the screen held at the place of the central image would produce a confused, cloudy, and indistinct picture on the screen, which falling upon the more distinct picture produced by the central part, would give the whole a nebulous and misty appearance, such as is shown in fig. 27, when the object is a circular disc.

Fig. 27.



42. It appears therefore that a distinct optical image of an object placed before a convex lens can only be formed when a certain limited part of the central lenticular surface is exposed to the object. The exterior part would render the image brighter by means of the increased light transmitted to it, but at the same time confused by reason of the distance of the place of the distinct image formed by the borders from that formed by the centre.

The confusion and indistinctness produced in the optical image of an object from the cause here explained and illustrated is called the SPHERICAL ABERRATION.

43. From what has been explained, it appears that the aberration produced by the central part of the lens is inconsiderable, but that it increases rapidly towards the borders. The extent of the central surface, which is thus free from any considerable aberration depends on the convexity of the lens. If it be but slightly convex, or what is the same, if the radius of the sphere of which it forms a part be great, the extent of this central surface will be considerable; but as the lens becomes more and more convex, or what is the same, as the radius of the sphere of which it forms a part is less and less, the central part exempt from injurious aberration also becomes less and less.

44. It follows from this, that in proportion as lenses are more convex, their diameters must be less, inasmuch as otherwise the aberration produced by external parts of their surfaces would destroy the clearness and distinctness of the image.

Since every increase of the magnifying powers of a lens formed of a given material requires an increase of its convexity, it will also render necessary a decrease of its diameter.

45. If while the diameter is thus decreased the focal length remained the same, the aperture and consequently the illumination of the image would be diminished. But while the increased

SPHERICAL DISTORTION.

convexity renders a diminished diameter necessary it also produces a diminished focal distance; and since the aperture (that is, the angle formed by lines drawn from the principal focus to the extremities of a diameter of the lens) increases with the decrease of the focal distance, this decrease may compensate for the decrease of the diameter, so that the aperture may not be diminished. But in fact the decrease of focal distance, much more than compensates for the decrease of the diameter, and in good lenses the aperture is much greater for small lenses of high magnifying power, than for larger ones with lower magnifying power.

It is owing to this, that great magnifying powers can be obtained without rendering the illumination of the image injuriously faint, as it would be, unless the aperture of the lens on which it depends were augmented in some degree proportionate to the increase of the power.

46. SPHERICAL DISTORTION.

Independently of the spherical aberration properly so called, there is another optical effect produced in the image, depending on the form of the lens, which requires notice.

In the preceding paragraphs it has been assumed that the *form* of the image is that of the object, and when the image is small this may be considered as practically true. But when the image is considerably amplified the form differs sensibly from that of the object.

If an object which is straight or flat be presented to a convex lens, outside its principal focus, so that a real image shall be produced on the other side of the lens, the image will not be flat but curved, with its concavity towards the lens. If the object were curved with its convexity towards the lens, its image would be also curved, but with its concavity towards the lens, and the curvature of the image would in that case be greater than that of the object.

If the object were concave towards the lens, its image would be also concave towards the lens, but with less curvature than the object.

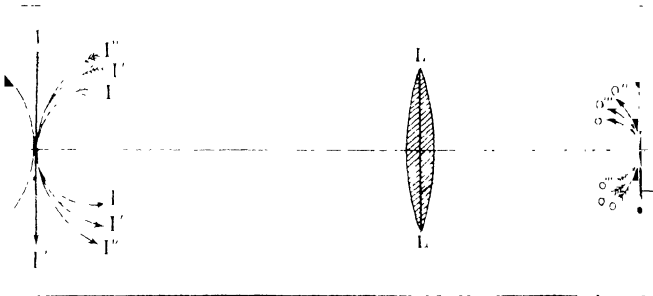
47. If the curvature of the object be supposed gradually to increase, the concavity still being presented towards the lens, the image will be also concave towards the lens, but its curvature will diminish as that of the object increases, and when the curvature of the object increases to a certain point, the image will become straight or flat.

If the curvature of the object still continue to increase, the image will become convex towards the lens, and its curvature will increase with that of the object.

OPTICAL IMAGES.

The relative forms of the object and its image in such case will be more clearly understood by reference to fig. 28, where $L L$ is

Fig. 28.



the lens, and $o o$, $o' o'$, $o'' o''$, $o''' o'''$, and $o'''' o''''$, objects having the different forms above mentioned, placed at a point beyond its principal focus. The images of these severally are indicated by the letters $I I$, $I' I'$, $I'' I''$, $I''' I'''$, and $I'''' I''''$, at the other side of the lens. Thus the image of the straight or flat object $o' o'$ is the curved image $I' I'$, concave towards the lens $L L$. In like manner, $I I$, concave towards $L L$, is the image of the object $o o$, which is convex towards $L L$; $I'' I''$, concave towards $L L$ is the image of $o'' o''$, also concave towards $L L$; while the flat image $I''' I'''$ is that of the object $o''' o'''$, which is curved and concave towards $L L$. The image $I'''' I''''$, convex towards $L L$, is that of $o'''' o''''$, concave towards $L L$.

It will be evident that none of these images could be projected with uniform distinctness upon a flat screen, except that of the curved object $o''' o'''$, the image of which is flat. If the image of a flat object $o' o'$ were projected upon a screen held at the point where its curved image $I' I'$ intersects the axis of the lens, it would only be distinct at and near the centre. The screen being behind the extremities would be out of focus with them, and consequently those parts of the image would be indistinct. If the screen were advanced, so as to render the extremities distinct, the centre would be out of focus, and consequently indistinct.

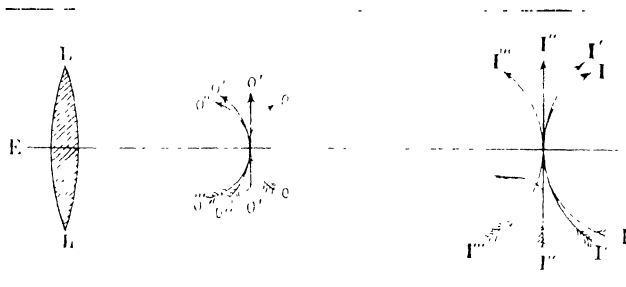
In this case, the object is assumed to be placed beyond the focus of the lens, and consequently the image is always real, whatever be its form. Let us now consider the case in which the object is placed within the focus, and its image consequently imaginary (34).

Let $L L$, fig. 29, be the lens, and let the object, placed within its

SPHERICAL DISTORTION.

focus, be viewed by an eye at E, an imaginary image will be seen at a certain distance, greater than that of the object.

Fig. 29.



If the object be straight or flat, such as $o' o'$, the image will be curved with its convexity turned towards the lens, as shown at $I' I'$, in the figure. If the object be concave towards the lens, the image will be less and less convex, until the object having a certain concavity, such as $o'' o''$, the image will be straight or flat as shown at $I'' I''$. If the concavity towards the lens be still greater, as at $o''' o'''$, the image will become concave towards the lens, but less so than the object. If the object be convex towards the lens, as at $o o$, the image $I I$ will also be convex towards it.

It follows, therefore, that a straight or flat object seen through a convex lens thus will appear curved or convex, and that a convex object will appear more convex. A concave object, provided it have a certain degree of curvature, will have a straight or flat image, and all objects more concave will have concave images.

These results will be found to have considerable importance in the practical construction of compound microscopes.

48. From what has been explained it follows, that if any expedient could be discovered, by which the focal length of a lens could be shortened without increasing its convexity, we could obtain a given magnifying power with a lens of a given diameter without increasing the aberration, a result which would be a most evident advantage. Now, there is only one way by which this could be accomplished, which is by finding some material for the lens, which without any countervailing disadvantages would have a greater refracting power than glass. A lens made of such a material would have a shorter focus, and consequently a greater magnifying power than a lens of glass with the same convexity.

OPTICAL IMAGES.

49. Several transparent substances having this important property are found among the precious stones, and more particularly in the diamond, which has a greater refracting power than any known transparent body.

This advantage, and some other optical properties, induced some scientific men, among whom Sir David Brewster held a conspicuous place, to cause lenses to be made of diamond, sapphire, ruby, and other precious stones, and sanguine hopes were entertained of vast improvements in microscopes, resulting from their substitution for glass lenses. These hopes have however proved delusive.

50. Notwithstanding all that enterprise, skill, and perseverance could accomplish, both on the part of scientific men, such as Sir David Brewster, and practical opticians, such as Pritchard and Charles Chevalier, the attempt has been abandoned. Independently of the cost of the material, difficulties almost insuperable arose from the heterogeneous nature of the gems. Their double refraction, and the imperfect transparency and colour of some of them. The improvement of simple microscopes composed of glass lenses by the invention of doublets, and by the proper combination and adaptation of their curvatures, was also such as to render their performance little, if at all inferior even to the gem lenses, while their cost is not much more than a twentieth of that of the latter.

In all cases, therefore, where objects or parts of objects of extreme minuteness are submitted to microscopic examination, requiring the application of high magnifying powers combined with extreme precision of definition, the compound microscope must be resorted to.

51. Although it is not possible to efface altogether the effects of spherical aberration, yet they have been so considerably diminished by the adaptation of the curvatures of the lenticular surfaces, that in well-constructed optical instruments they may be regarded as entirely removed for all practical purposes. This is accomplished by giving to the two sides of the lens different curvatures, so adapted that the aberration produced by one shall be more or less counteracted by the aberration produced by the other.

It has resulted from a mathematical analysis of the phenomena, that the lens which has least spherical aberration is double convex with unequal convexities, the radius of the flatter side being six times that of the more convex side. If the object to which such a lens be presented be very distant from it, and consequently the image proportionately close to it, the more convex side should be presented to the object. This, for example, is the case in all forms of telescopes and opera-glasses. But if, as is

CHROMATIC ABERRATION.

always the case in the microscope, the object be placed much nearer to the lens than its image, the flatter side of the lens should be presented to the object.

With such a lens the entire extent of the aberration, the object being distant, does not exceed its thickness by more than the 14th part. If the thickness of the lens be expressed by 1, the aberration for a distant object will be 1.07.

Such a lens is represented in fig. 30, and it will be evident in how slight a degree it differs from a plano-convex lens. It may therefore be expected that its aberration cannot differ much from that of the latter form of lens, which has the advantage of being much more easily worked. It is accordingly found by calculation that the aberration of a plano-convex exceeds that of a lens of the above form, in the proportion of 27 to 25, or something less than a twelfth.

If a plano-convex be used the flat side should be presented to the object if it be near, and the convex side if it be distant.

52. Lenses, or combinations of lens, which thus practically efface the effects of spherical aberration are said to be *APLANATIC*, from two Greek words *a* (a) and *πλάνη* (plānē), which signify *no straying*.

53. CHROMATIC ABERRATION.

It has been already shown in a former number of this "Museum," that solar light is a compound principle, consisting of several component lights differing one from another as well in colour as in their susceptibility of refraction, and that the colours of all natural objects arise from their peculiar properties of reflecting light, red objects being those which reflect red light, blue those which reflect blue light, and so on, a white object being one which reflects indifferently lights of all colours, and a black object one which reflects no light.

54. White light is composed of lights of various tints, varying from red to violet in the following order: red, orange, yellow, green, blue, indigo, and violet, each colour being less refrangible than that which follows it.

55. Coloured lights may be also more or less compounded; thus, various tints of orange may be produced by the combination of reds and yellows, tints of green by the combination of yellows and blues, and so on.*

56. This being understood, let us suppose an object illuminated

Fig. 30.

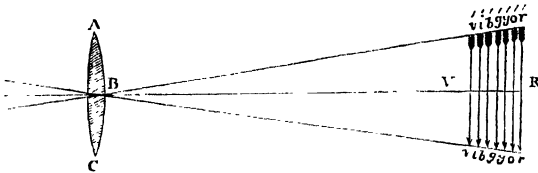


* See Tract on "Colour."

OPTICAL IMAGES.

by a simple and homogeneous red light placed before a convex lens $A C$, fig. 31, and that an image of it is produced at $r r'$. Let

Fig. 31.



the same object be now supposed to be illuminated by simple and homogeneous orange light. This light being more refrangible than red light, the lens $A C$ will produce an image $o o'$ of the object, a little nearer to it than $r r'$. If the object be next illuminated with simple and homogeneous yellow light which is still more refrangible, the image $y y'$ will be produced at a still less distance from the lens, and in fine if the object be successively illuminated with simple green, blue, indigo and violet lights, the images will be produced successively at $g g'$, $b b'$, $i i'$, and $v v'$, nearer and nearer to the lens as the light is more refrangible.

57. If the object, instead of being illuminated as we have here supposed it to be by a simple homogeneous light, be illuminated by any light compounded of two or more simple lights, then so many distinct images of it will be produced at different distances from the lens, as there are simple lights in the compound, and these images will differ in colour from the object and from each other. Thus, for example, if the object be illuminated by a compound light of a green tint, composed of simple yellow and blue lights, two images of it will be produced, the nearer blue, and the more distant yellow.

A like consequence will follow if the object be illuminated by a compound light made up of three simple lights, when three images will be formed, and so on.

If then an object reflect from its surface the white solar light, which is a compound of all the colours, it will follow that all the coloured images which have been here produced in succession, will be produced at one and the same time, and will be placed one before the other in a regular series at unequal distances from the lens, as already described.

58. It has been shown* that the colours of natural objects generally are more or less compounded. It is only in very rare

* See Tract on "Colour."

DISPERSION.

and exceptional cases that the light emitted or reflected by any body is pure homogeneous light. It follows, therefore, from what has been explained above, that as many distinct images of each object will be produced by a lens as there are distinct homogeneous colours which enter into the composition of the light it emits or reflects, and that these several images will be placed at several different distances from the lens corresponding with the different refrangibilities of the different homogeneous lights of which they are composed.

If different parts of the same object be differently coloured, different series of images of those parts will necessarily be produced at different distances from the lens, according to their several component colours.

59. From all this it might be inferred that the optical utility of lenses would be utterly destroyed in the case of all objects save such as would emit or reflect homogeneous light. For if such a multitude of variously coloured images be formed at various distances from the lens, the effect which would be produced upon a card held at any distance whatever, might be supposed to be a confused patch of coloured light, having no perceptible resemblance in form or colour to the object; and such would certainly be the case if the distances of the several images, one from another, were considerable. These distances, however, are so small, that the coloured images are so blended together that the decomposition of their colours appears principally by coloured fringes produced upon their edges, and in general upon the outlines of their parts. Nevertheless, when these false lights and fringes are magnified, as in the compound microscope they always are, by the eye-glass, the general appearance of the object under observation would be so changed as to colour, and so indistinct as to outline, as to be rendered useless for all the purposes of scientific enquiry.

The indistinctness of the image thus produced, is called chromatic aberration, from the Greek word *χρωμα* (*chroma*) signifying COLOUR.

60. The extent of the chromatic aberration produced by a lens measured by the interval vR (fig. 31) between the red and violet images, is called the DISPERSION of the lens.

The preceding observations have been applied only to the images produced by a convex lens, but they are equally applicable to concave lenses, taking into account that the images in the case of these last are imaginary. Thus, if a white object be placed before a concave lens, the light issuing from it, after passing through the lens, will proceed as if it had diverged from different objects, leaving the seven colours placed at different distances from the

OPTICAL IMAGES.

lens, but on the same side of it with the object, as explained in (36).

61. With the same lens the dispersion will increase with the refraction, and consequently the more the image is magnified the greater will be the dispersion and the aberration, and the more confused and indistinct the image.

62. It might naturally therefore be supposed that if two lenses made of different transparent substances produce images of the same object at the same distance from them, and consequently equally magnified, they would produce the same dispersion and aberration. It is found, however, that this is not the case. A lens of diamond and a lens of glass may be so formed that the same object being placed at equal distances from them, the distances at which the violet image will be produced shall be exactly equal, but the same equality will not prevail between the distances of the red image and those of the intermediate colours.



Fig. 36.




Fig. 37.

OPTICAL IMAGES.

CHAPTER III.

63. Experimental illustration.—64. Dispersive powers.—65. Dispersive power does not necessarily increase with refractive power.—66. Example of the diamond.—67. Achromatic lens.—68. Achromatic combination of flint and crown-glass.—69. Form of the compound lens.

63. To make this, which is a circumstance of the highest importance, more clear, let $L L$, fig. 32, and $L' L'$, fig. 33, be two lenses, the former of diamond, and the latter of glass, and let $o o$ and $o' o'$ be a white object placed at the same distance before them. Let v be the violet, and r the red image, produced by the lens $L L$, the images of the intermediate colours being between v and r according to what has been explained above. Now let us suppose that such a convexity is given to the lens $L' L'$, which is evidently always possible, that the distance of the violet image v' of $o' o'$ from the lens $L' L'$ shall be equal to that of the violet image v of $o o$

OPTICAL IMAGES.

from the lens $L L$. In that case, the distance of the red image R' , from $L' L'$, will be greater than that of the red image R from $L L$, and in like manner the distances of all the intermediate images of $o' o'$ from $L' L'$ will be greater than those of the corresponding images from $L L$.

Thus the coloured images of $o' o'$ produced by $L' L'$ will be spread over a greater space than those of $o o$ produced by $L L$. The dispersion of the latter is therefore greater than the dispersion of the former.

With the same amount of refraction, therefore, the lens $L' L'$ produces more dispersion than the lens $L L$.

If we suppose the convexity of the lens $L L$ to be increased, the refraction will be increased, the image v will be produced at a less distance from it, and at the same time the dispersion $v R$ will be increased. The convexity, as shown at $L' L'$ (fig. 34), may be so much increased, that the dispersion $v'' R''$ shall be equal to $v' R'$.

Thus it appears that a diamond lens, which would have a dispersion equal to that of a glass lens, would have a much greater refraction, and would produce the image of the same object much closer to it. In a word, the focal length of a diamond lens having the same dispersion as a glass lens, would be much shorter than the focal length of the latter; or, what is the same, with an equal focal length, the diamond lens would have a less dispersion.

64. It appears, therefore, in general, that lenses made of different transparent substances will have, under like conditions, different dispersions. The DISPERSIVE POWERS of any two transparent media, will be measured by the dispersions which lenses of the same focal length made from them would produce.


The actual DISPERSION produced by a lens must not be confounded with the DISPERSIVE POWER of the material of which the lens is formed.

The actual *dispersion* produced by a lens of a given material, varies with its focal length, and with the distance of the object from it, so that with the same lens there may be many different quantities of dispersion, and the quantity will also be different with different lenses of the same material. But the *dispersive power* depends on the material alone, and is altogether independent of the form of the lens, its focal length, or the position of the object relatively to it. It will be most important that this distinction should be understood and remembered.

65. It might be imagined that the dispersive power would necessarily increase with the refractive power of the transparent body. On comparing together the optical effects of different media, no such correspondence is however found to prevail; on

ACHROMATIC COMBINATIONS.

the contrary, the bodies having nearly equal refractive powers, often have very unequal dispersive powers, and *vice versa*.



66. The high refracting power of the diamond, combined with its low dispersive power, were among the circumstances which raised the hopes already mentioned, that great improvements in microscopic lenses would result from the substitution of that gem and others, having like optical properties, for glass. Happily the invention of other and better expedients for surmounting the imperfections arising from chromatic aberration, have rendered unnecessary so expensive a remedy.

67. The discovery of the fact that the dispersive powers of different transparent bodies is not proportional to their refractive powers, but on the contrary, that bodies of greater refractive powers have sometimes lower dispersive powers, has supplied a remedy, which practically speaking, may be said to be completely efficacious for the removal of all the injurious effects of chromatic aberration. The manner in which this important end has been

OPTICAL IMAGES.

attained, admits of an explanation, which after what has been stated above will be easily understood.

Let an object $o o$, fig. 35, be placed before a convex lens, $c c$, and let v be its violet, and R its red image, the dispersion being

Fig. 35.

consequently $v R$. Now, let $F F$ be a concave lens, through which the rays proceeding from $c c$ will be transmitted. This lens being concave, will have the effect of diminishing the convergency of the rays, and of throwing both the violet and red images to a greater distance; but it will have a greater effect on the violet than on the red rays, the former being more refrangible. Now, suppose that the material of which the lens $F F$ is made, be such that at a certain distance from it, at v' for example, the quantity of dispersion it would produce would be exactly equal to $v R$. In that case it is evident that the extreme images of $o o$, the violet image and the red image would be equally affected in contrary directions by the two lenses $c c$ and $F F$. By $c c$, the violet image would be brought back, and the red image thrown forward, so as to separate them by the distance $v R$; but by the lens $F F$, on the contrary, the violet image is thrown forward, and the red driven back, in exactly the same degree, so that the two images are made to coalesce at $R' v'$. As to the intermediate images, although they do not actually coalesce, their dispersion becomes so insignificant as to produce no perceptible chromatic aberration.

The production of this effect depends on the relative dispersive and refractive powers of the material of the two lenses, and on their forms.

This important principle may be further elucidated as follows:

Let $L' L'$ (fig. 36, p. 113) be a diverging lens and let it be supposed to receive rays proceeding from a white object which, if not intercepted, would produce a real image of the object at a point o , within the focal distance of the lens $L' L'$. In that case the lens $L' L'$, according to what has been explained, will produce a series of coloured images of the object at a greater distance

ACHROMATIC COMBINATIONS.

from the lens, the red image r' being nearest, the violet v' most distant from the lens, the dispersion being $r'v'$. Now this dispersion may be increased or diminished by increasing or diminishing the concavity or the diverging power of the lens $L'L'$. It is evident, therefore, that such a form may be assigned to the lens $L'L'$, as will give the dispersion $r'v'$ any desired magnitude.

Let LL and $L'L'$ (fig. 37, p. 113) be two lenses made of different materials, the former being a convergent, and the latter a divergent lens. Let o be a white object placed at such a distance from the lens LL , that its violet and red images would be formed at v and r , the distance vr being therefore its dispersion. But instead of allowing the rays transmitted through the lens LL to form this series of images, we will suppose them intercepted by the lens $L'L'$, and since the images would fall within its focal length, the effect of $L'L'$ will be to throw the images to a greater distance from it; but its effect upon the violet image v , will be so much greater than its effect upon the red image r , that the distance of v from the lens will be more increased than that of r , by a space exactly equal to vr , and consequently the two images will be made to coalesce, and the system will thus be rendered, for all practical purposes, achromatic. We say for all practical purposes, inasmuch as although the conditions here supposed will produce the coincidence of the red and violet images, they will not rigorously produce the coincidence of all those of the intermediate colours. Nevertheless, the general effect will be the production of an image sensibly exempt from chromatic confusion.

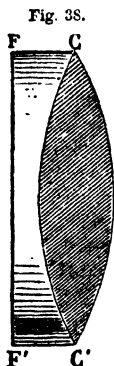
A compound lens, which produces such an effect, is called an ACHROMATIC LENS.

68. The materials which have been found most valuable for achromatic lenses, are flint and crown-glass, which differ considerably in both their refractive and dispersive powers. The refractive and dispersive powers of these sorts of glass, vary according to the proportions of their constituents, but they may always be rendered such as to fulfil the conditions necessary for an achromatic lens.

69. The forms of the lenses shown in fig. 38, are those of a plano-concave of flint, and a double convex of crown glass. It is neither necessary nor expedient that these forms should be adhered to. The crown-glass lens may be double-convex with unequal convexities, or it may be plano-convex or even meniscus. The flint-glass lens may be in like manner double-concave, with unequal concavities, or it may be plano-concave, or concavo-convex. In the same way the curves of the surfaces may be indefinitely varied, the compound lens having still the same focal

length. In the figure, the convex lens is next to the object. This is neither necessary nor usual. They are commonly placed in the contrary position.

The artist has therefore a wide latitude in the construction of achromatic lenses, of which the most eminent opticians have availed themselves with consummate skill and address, so as to efface by the happy combination of curves, not only the spherical aberration, but also the chromatic aberration of the eye-glass, and the spherical distortion of the final image in the compound microscope, as we shall show in our Tract on that instrument.



One of the forms of compound lens, which calculation shows to be most free from aberration, is a combination of a double-convex lens of crown-glass, with equal convexities, and a double-concave of flint-glass; the concavity of one face corresponding with the convexity of the crown lens, the radius of the concavity of the other face being $23\frac{1}{2}$ times that of the crown lens. But since such a concavity within the limits of the face of the lens would (fig. 30) be practically undistinguishable from a plane surface, opticians have combined a plano-concave of flint

with the double-convex of crown-glass, which gives all the achromatism that can be desired.

An achromatic lens of this kind is shown in section in fig. 38, where *c c* is the double-convex crown, and *F F* the plano-convex flint lens.

The discovery of the method of constructing achromatic object-glasses for telescopes and microscopes, constitutes a most important epoch in the history of the progress of physical science. The refraction of light without the production of coloured fringes, which was regarded by Newton, his contemporaries, and his immediate successors, as incompatible with the established properties of light, was first shown to be possible, and, as it appears, even experimentally proved by Mr. Hall, a country gentleman of Worcestershire, about the year 1730. Three years later, he caused an achromatic telescope to be constructed by one of the London makers. Nevertheless, from some cause not known, this discovery proved fruitless, and the matter was neglected and forgotten.

The practical realisation of achromatism in telescope lenses is undoubtedly due to John Dollond, who arrived at their construction through a long course of skilful and systematical experiments undertaken for the express purpose. The possibility of solving the problem had been proved theoretically previous to this by Euler, upon reasoning based upon the structure of the eye.

ACHROMATIC COMBINATIONS.

After Dollond's discovery, the subject was investigated mathematically by Euler, Clairaut, and D'Alembert, but their researches did not lead to any practical improvement, and for a long series of years the lenses produced by the Dollond family enjoyed a monopoly and a European celebrity.

The difficulty in constructing achromatic lenses arises from that of obtaining single pieces of flint glass which are pure and uniform throughout their entire dimensions. The slightest impurity, or want of homogeneity in the composition of the glass, produces a streaked and deformed image.

The method of producing pure flint glass even in pieces of moderate magnitude, long remained a secret with the Dollonds, and it formed a very considerable article of exportation. Of late years, however, the art of producing it has undergone immense improvement in Switzerland, Bavaria, and other parts of the Continent, by the successful experiments of Guinand, Fraunhofer, Cauchoix, Korner, D'Artigues, and others. The object-glasses of Dollond, excellent as they were, never could be obtained of greater diameter than about 5 inches. Fraunhofer, however, has succeeded in producing perfect lenses, having diameters measuring from 12 to 13 inches. An object-glass, manufactured by Cauchoix, which measures more than 12 inches, is mounted in the great parallax telescope of Sir James South, at Campden Hill.

The exact proportion of the ingredients composing these fine specimens is not certainly known, and the excellence of particular pieces depends on accidental circumstances not known or controlled by the makers themselves. Korner produced some of his best specimens with the following ingredients:—Quartz, previously treated with muriatic acid, 100; litharge, or red lead, 80; and bitartrate of potash, 30.




Fig. 1.

COMMON THINGS.

THE LOOKING-GLASS.

- 1.—Though common and familiar, little understood.—2. Image of an object produced by it vertically erect, but laterally inverted.—3. Image of an object parallel to the looking-glass.—4. Image of an object inclined to the reflector.—5. Series of images formed by two reflectors.—6. Example in rooms furnished with several mirrors.—7. Reflection by a looking-glass takes place at the posterior surface—silvering.—8. Analysis of the effect of a looking-glass upon the light falling on it.—9. Conditions on which the goodness of a looking-glass depends.—10. Effect of mirrors flush with the floor.—11. Best method of cleaning mirrors.—12. Light reflected from the silvered surface.—13. How a double image is produced.—14. Why one image is much more faint than the other.—15. Positions in which the two images are visible.—16. The image usually seen produced by the posterior surface.—17. Effect of light absorbed by the glass.—18. Glasses rendered unfaithful in their tints.—19. A good glass must have its surface parallel.—20. Defects of low-priced glasses.

1. How common and familiar in all countries, and all houses—from the palace to the cottage—is that useful and beautiful article the looking-glass. Its fragments presented to savages are prized above gold, excite their wildest admiration and unbounded astonishment; its uses and its abuses have, in all times, supplied a theme to the moralist, a figure to the orator, a metaphor to the poet, and fanciful allusions without number to the dramatist.

Since a very small proportion of the millions who place themselves daily before the looking-glass, and profit by its silent,

IMAGE IN THE GLASS.

obedient, and most perfect ministrations, are in the least degree aware of the admirable optical experiment which they perform, nor of the principle upon which so faithful a reproduction of their person and lineaments depends, it will neither be unprofitable nor uninteresting, to place before our readers a brief exposition of the THEORY OF THE LOOKING-GLASS.

2. It has been already shown in our Tract upon "Optical Images," that when an object is placed before a plane reflector, the rays of light which diverge from each point of its surface, after falling upon the reflector, will be thrown back, or reflected as if they had proceeded from a point as far behind the reflector as the point from which they did actually proceed, is before it. It follows from this, that an observer in front of the reflector, receiving in this manner the reflected light, as if it came from a similar object behind the reflector, will have a perception of such an object. Thus, when he stands at a certain distance before the reflector, as in fig. 1, he sees his own image standing face to face with him, just as far behind the reflector as he is before it. The head of the image will correspond in position with his head, and the feet with his feet, that is to say, the image will be erect and not turned upside down, as is the case with some other optical images, as may be seen by reference to our Tract on that subject. But an inversion will be produced when the image is considered laterally; this will be understood when it is considered that the observer and his image are looking in opposite directions since they stand face to face. If the observer, for example, look to the north, his image looks to the south, and in that case the right hand of the observer would be to the east, and his left to the west, while the right hand of his image would on the contrary be to the west, and the left to the east. Thus, the reflection of the right hand of the observer would be the left hand of his image, and the reflection of his left hand would be the right hand of the image.

This effect is rendered strikingly manifest by holding before a reflector a printed book. On the image of the book all the letters will be reversed.

3. If an object be parallel to the surface of a looking-glass, its image will also be parallel to it, for since in that case all parts of the object are equally distant from the reflecting surface, all parts of the image must be also equally distant from it.

4. It follows also, from what has been explained, that if an object be not parallel to a reflector, but forms an angle with it, the image will form a like angle with it, and will form double that angle with the direction of the object.

Let A B, fig. 2, be a plane reflector, before which an object C D

COMMON THINGS—THE LOOKING-GLASS.

is placed. From c draw the perpendicular co , and continue it from o to c' , so that oc' shall be equal to oc . In like manner,

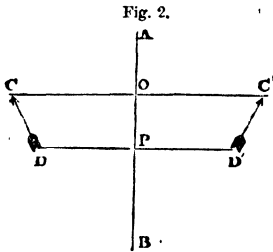


Fig. 2.

draw the perpendicular Dp , and continue it so that pD' shall be equal to pD . Then the image of c will be at c' , and the image of D at D' , and the image of all the intervening points between c and D will be at points intermediate between c' and D' , so that $c'D'$ shall be inclined to the reflector at the same angle as cD is inclined to it, and the object and the image will be inclined to

each other at twice the angle at which either is inclined to the reflector.

Hence, if an object in a horizontal position be reflected by a reflector forming an angle of 45° with the horizon, its image will be in a vertical position; and if the object being in a vertical position be reflected by such a mirror, its image will be in a horizontal position.

If a reflector be placed at an angle of 45° with a wall, the image of the wall will be at right angles with the wall itself.

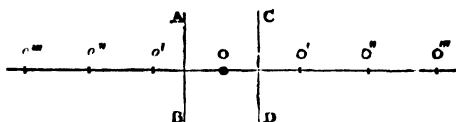
If a reflector be horizontal the image of any vertical object seen in it will be inverted. Examples of this are rendered familiar by the effect of the calm surface of water. The country on the bank of a calm river or lake is seen inverted on its surface.

5. If an object be placed between two parallel plane reflectors, a series of images will be produced lying on the straight line drawn through the object perpendicular to the reflector. This effect is seen in rooms where mirrors are placed on opposite and parallel walls, with a lustre or other object suspended between them. An interminable range of lustres is seen in each mirror, which lose themselves in the distance and by reason of their faintness. This increased faintness by multiplied reflection arises from the loss of light caused in each successive reflection, and also from the increased apparent distance of the image.

Let AB and CD , fig. 3, be two parallel reflectors; let o be an object placed midway between them. An image of o will be formed at o' as far behind CD as o is before it, and another image will be formed at o'' as far behind AB as o is before it. The image o' becoming an object to the mirror AB , will form in it another image o''' as far behind AB as o' is before it, and in like manner the image o'' becoming an object to the mirror CD will form an image o'''' as far behind CD as o'' is before it. The images o''' and o'''' will again become objects to the mirrors AB and CD respec-

tively; and two other images will be formed at equal distances beyond these latter. In the same way we shall have, by each

Fig. 3.



pair of images becoming objects to the respective mirrors, an indefinite series of equidistant images.

6. The distance between each successive pair of images will be equal to the distance of the object *o* from either of the images *o'* or *o''*, and consequently to the distance between the mirrors.

These effects may be seen in rooms where two looking-glasses are attached to opposite and parallel walls, with a lamp or chandelier suspended between them. In such cases an indefinite row of lamps will be seen in each glass, each becoming fainter and fainter as the images are more distant.

7. In the preceding explanation of the effects produced by plane mirrors, it has been assumed that the reflections by which the phenomena are produced, take place from the surface of the mirror. In the case, however, of mirrors made of glass in the usual manner, there are two surfaces, the anterior and the posterior, which ought to be, and in good glasses always are, truly parallel. The posterior surface is coated with a metallic composition called an amalgam of tin, which consists of a combination of tin and mercury, produced by diffusing mercury on the well-cleaned surface of the glass, and then laying upon it a sheet of tin foil. The mercury immediately combines with the tin, forming an amalgam which closely adheres to the glass, and forms a perfectly opaque coating upon it.

8. When the ray of light proceeding from any object placed before the glass falls upon its anterior surface, it is resolved into three parts to which severally it is necessary to give especial attention inasmuch as the quality and goodness of the looking-glass altogether depends on them.

The first and principal part enters the surface, and being refracted by the glass passes through it to the posterior surface. What happens to this part we shall presently see.

The second part is reflected from the anterior surface according to the laws of reflection already explained, and produces an image visible to an observer in front of the glass.

The third is reflected from the surface of the glass not according to the laws of reflection explained above, but in the same manner

* COMMON THINGS—THE LOOKING-GLASS.

as that in which light is reflected from the surface of ground-glass. It is this part of the reflected light which renders the anterior surface of the glass visible.

9. Since the perfection of the illusion which the looking-glass is intended to produce requires that the spectator, who directs his view to the glass, should see nothing except the optical image of the scene which is before the glass, it is evident that the last mentioned part of the incident light must necessarily have a tendency to destroy the illusion by rendering the surface of the glass itself visible. The less therefore the portion of the light is, which is reflected in this manner, the more perfect will be the glass. When a glass is highly polished, and perfectly free from scratches, the part of the light thus radiated from its surface, though not strictly speaking nothing, is nevertheless so exceedingly small as to produce no sensible effect on the eye. So great is the perfection to which the surface of plate-glass has been brought in this respect, that a plate of looking-glass brought down to the surface of the carpet in a room produces so perfect an illusion, that a person with good sight would take it for an open door and walk through it.

10. Large mirrors thus set in rooms flush with the carpet, and surrounded with framing fashioned like that of open folding-doors, have the apparent effect of converting a single room into a vast suite of rooms, and when the mirrors are of good quality the illusion is so complete, that persons are only prevented from attempting to walk from room to room by meeting their own image in the door-way, which generally excites a sensation of indescribable surprise.*

When, however, glasses have the polish of their surface more or less deteriorated by long use, and above all by constant and improper cleaning, the part of the light radiated in this manner is so much increased that their surfaces become visible, especially when they are viewed obliquely.

11. Where valuable glasses require frequent cleaning great care should be taken as to the manner in which the operation is performed, since otherwise they will soon lose their polish and be very much deteriorated in beauty and diminished in value. The dust which collects upon them should be first removed by means of a duster of feathers,† and they should then be cleaned either with wash-leather or old cambric. Nothing can be more

* I have made this optical experiment in one of the rooms of my own house, and have often observed the result above described.

† Called in France a *plumeau*. I am informed that this article of household convenience does not exist in England; nevertheless, it is of great and constant utility elsewhere as an instrument of domestic neatness.

PRECAUTIONS IN CLEANING.

injurious than whitening applied in the customary way for this purpose. The leather, however, may be impregnated with putty or crocus powder. When the value of large-sized looking-glasses, and their great durability when properly treated, are considered, such precautions for their due preservation will not be considered superfluously extreme.

12. Let us now return to that part of the light which penetrates the anterior surface, and passing through the glass encounters the posterior or silvered surface. A certain small proportion of this is absorbed by the glass in passing through it, but the chief part arrives at the silvered surface by which it is reflected according to the laws already explained, and returning through the glass, passes through the anterior surface, and issuing from it produces all the phenomena which have been explained in the preceding paragraph.

13. It follows therefore, that since both surfaces of the glass, the anterior and the posterior, reflect the rays proceeding from any object placed before it, independently of each other, two optical pictures of each object will be produced one in front of the other; but since the number of rays reflected by the anterior surface is incomparably smaller than the number reflected from the posterior surface, the picture produced by the latter will be proportionately brighter and more visible than the feebler picture produced by the latter. Nevertheless in certain positions of the observer the latter picture will be perceived.

To render this more easily intelligible let MM , fig. 4, be the anterior and $M'M'$ the posterior and silvered surface of the glass. Let s be any point of an object placed before it, and let $E E'$ be the eye of an observer viewing this object in the glass. Let us then see how his vision will be affected.

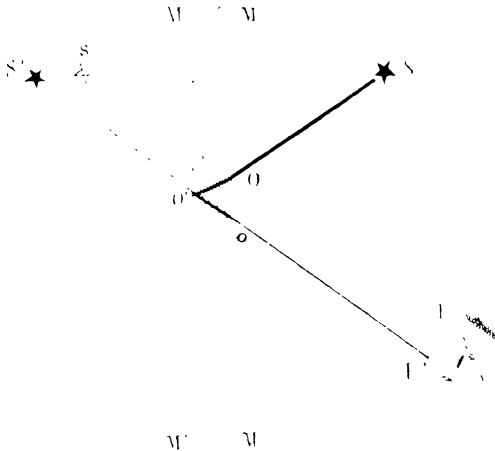
A ray of light, so , proceeding from the object, strikes the glass at o . A very small portion of it is reflected to the eye of the observer in the direction oe , so that oe and os shall make equal angles with the surface MM of the glass. This small portion of light thus reflected in the direction of the line oe causes the observer to see an image, or optical picture of the object, at s , in the direction of oe , the image s being as far *behind* the surface MM as the object s is *before* it. But since the portion of light proceeding from o to e is so very small, the image s will be proportionally feeble.

The chief part of the beam of light entering the glass is refracted in the direction oo' , making a very obtuse angle with its original direction so , and encountering the silvered surface at o' , it is reflected back through the glass in the direction $o'o$, so that the rays oo' and $o'o$ are equally inclined to the surface $M'M'$.

COMMON THINGS—THE LOOKING-GLASS.

On emerging from the anterior surface of the glass, the ray is again refracted, taking the direction $o E'$, which makes with $o o'$

Fig. 4.



the same obtuse angle as $s o$ made with $o o'$. The eye placed at E' , therefore receiving the ray of light in the direction $o E'$, sees the object s as if it were at s' .

14. The light in passing through the glass from o to o' , and from o' to o , loses more or less by the absorption of the glass. A small part also is lost by imperfect reflection, at o' , and again in emerging from the anterior surface, a small portion of the light is reflected back through the glass.

From these causes, the image seen at s' is a little more faint than the object s , of which it is the reflection. But the image s , produced by the reflection of the anterior surface, is incomparably more faint.

15. The line $s' s$, which joins the two images being at right angles to the surfaces of the glass, will be viewed more and more obliquely, the less oblique the line of vision $E o$ is to the glass, and

DOUBLE REFLECTION.

when this line is perpendicular to the glass, the image s is directly between the eye and s' , so that the one is projected on the other, and they are seen as a single image. Hence it arises that when a person looks at himself in a glass, he never in any case can see the double image, since in that case the line of vision must be always at right angles to the glass. But when he views an image of another object from a point such as E , where the line of vision is oblique to the surface of the glass, the images are separated more or less, according to the obliquity of the line of vision. The nearer the eye is to the surface of the glass, the more nearly at right angles to $s's$ will be the line of vision $E'o's'$, and the more widely will the images appear separated.

16. The image which is actually seen in the looking-glass is then chiefly that which is reflected by the posterior surface of the glass, and not as many are apt to imagine, that reflected by the anterior surface. If any further evidence of this be required, it will be readily found in the fact that an unsilvered plate of glass shows by reflection scarcely any perceptible image, although the reflection from its anterior surface is exactly the same as if it were silvered at the posterior surface. The superior brilliancy of the image reflected by the posterior silvered surface is so decided as to overpower the more feeble image produced by the anterior surface, except in the extreme cases of very great obliquity of the visual rays.

17. All translucent media have the effect of absorbing more or less of the light which is transmitted through them, and to such an extent does this absorption take place, that such media will actually absorb all the light which enters them, if their thickness exceeds a certain limit. It happens also that such a transparent body has a greater tendency to absorb lights of particular tints of colour than others. Thus, while some will absorb a greater proportion of the reddish, others will absorb a greater proportion of the bluish tints.

If the glass of which a mirror is formed have an equal tendency to absorb light of all colours, it will reflect all objects placed before it in their natural colours, but rendered somewhat more faint than the objects themselves. The less light is thus absorbed, the more nearly will the reflection correspond with the object, and the more perfect will be the mirror.

18. If, however, as happens more commonly, the glass have a tendency to absorb particular colours more than others, the object reflected in the glass will appear in false tints, more or less pronounced, according to the degree of the absorption, and the colours of the light absorbed. If the bluish tints be absorbed in excess, the objects reflected will be more of a reddish tint; and if the


COMMON THINGS—THE LOOKING-GLASS.

reddish tints be absorbed in excess, the objects reflected will have a tendency to greenish or bluish tints.

19. A good looking-glass should have its two surfaces truly parallel and truly plane. If they are not truly parallel, the separation of the images produced by the anterior and posterior surfaces will be augmented, and confusion will be produced. If the surfaces be not truly plane, the relative position of the images, and of different parts of the same image, will not correspond with that of the objects and parts of the same object, and consequently distortion will ensue.

20. A good mirror plate must also be perfectly homogeneous, since otherwise the rays would be differently refracted in passing through it, as well from front to back as from back to front, and consequently distortion would in that case also be produced.

These defects may generally be observed to prevail more or less in the more common and low-priced sorts of looking-glasses, which are often so striated as to reflect images utterly distorted.



THE TIDES.

1. Their correspondence with the lunar phases known at an early period.—
2. Erroneous notions prevalent as to their causes.—3. Not caused by the moon's attraction.—4. But by the inequality of its attraction.—
5. Calculation of this inequality.—6. Solar tides.—7. Difference between the power of the sun and moon to produce a tide.—8. Spring and neap tides.—9. Why the tides are not directly under the moon.—
10. Establishment of the port.—11. Effects of the form of the coasts upon the local tides.—12. Dr. Whewell's analysis of the progress of the tidal wave.—13. Age of the tide.—14. Velocity of the tide.—
15. Undulations.—16. Motion of the crest of a wave.—17. Range of the tide.—18. How affected by the weather.

1. THE phenomena of the tides of the ocean are too remarkable and too important to the social and commercial interests of mankind, not to have attracted notice at an early period in the progress of knowledge. The intervals between the epochs of high and low water everywhere corresponding with the intervals between the passage of the moon over the meridian above and below the horizon, suggested naturally some physical connexion between these two phenomena, and indicated the probability of the cause of the tides being found in the motion of the moon.

Kepler developed this idea, and demonstrated the close connexion of the phenomena; but it was not until the theory of

THE TIDES.

GRAVITATION was established by Newton, and its laws fully developed, that all the circumstances of the tides were clearly explained, and shown incontestably to depend on the influence of the sun and moon.

2. There are few subjects in physical science about which there prevail more erroneous notions among those who are but a little informed, than with respect to the tides. A common idea is, that the attraction of the moon draws the waters of the earth toward that side of the globe on which it happens to be placed, and that consequently they are heaped up on that side, so that the oceans and seas acquire there a greater depth than elsewhere; and thus it is attempted to be established that high water will take place under, or nearly under, the moon. But this neither corresponds with the fact, nor, if it did, would it explain it. High water is not produced merely under the moon, but is equally produced upon those parts most removed from the moon. Suppose a meridian of the earth so selected, that if its plane were continued beyond the earth, it would pass through the moon; then we find that, subject to certain modifications, a great tidal wave, or what is called *high water*, will be formed on *both sides* of this meridian; that is to say, on the side next the moon, and on the side remote from the moon. As the moon moves in her monthly course round the earth, these two great tidal waves follow her. They are, of course, separated from each other by half the circumference of the globe. As the globe revolves with its diurnal motion upon its axis, every part of its surface passes successively under these tidal waves; and at all such parts as pass under them, there is the phenomenon of high water. Hence it is that in all places there are two tides daily, having an interval of about twelve hours between them. Now if the common notion of the cause of the tides were well founded, there would be only one tide daily; viz., that which would take place when the moon is at or near the meridian.

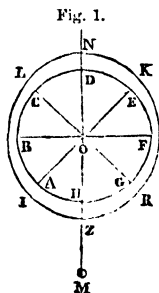
3. That the moon's attraction upon the earth simply considered would not explain the tides, is easily shown. Let us suppose that the whole mass of matter on the earth, including the waters which partially cover it, were attracted *equally* by the moon; they would then be equally drawn towards that body, and no reason would exist why they should be heaped up under the moon; for if they were drawn with the same force as that with which the solid globe of the earth under them is drawn, there would be no reason for supposing that the waters would have a greater tendency to collect towards the moon than the solid bottom of the ocean on which they rest. In short, the whole mass of the earth, solid and fluid, being drawn with the same

ERRONEOUS NOTIONS CORRECTED.

force, would equally tend towards the moon; and its parts, whether solid or fluid, would preserve among themselves the same relative position as if they were not attracted at all.

4. When we observe, however, in a mass composed of various particles of matter, that the relative arrangement of these particles is disturbed, some being driven in certain directions more than others, the inference is, that the component parts of such a mass must be placed under the operation of different forces; those which tend more than others in a certain direction being driven with a proportionally greater force. Such is, in fact, the case with the earth, placed under the attraction of the moon. Newton showed that the law of gravitation is such, that its attraction increases as the distance of the attracted object diminishes, and diminishes as the distance of the attracted object increases. The exact proportion of this change of energy of the attractive force, is technically expressed by stating that it is in the inverse proportion of the square of the distance; the meaning of which is, that the attraction which any body like the moon would exercise at any proposed distance, is four times that which it would exercise at twice the distance; nine times that which it would exert at three times the distance; one-fourth of that which it would exercise at half the distance, and one-ninth of that which it would exercise at one-third the distance, and so on. Thus we have an arithmetical rule, by which we can with certainty and precision say how the attraction of the moon will vary with any change of its distance from the attracted object. Let us see how this will be brought to bear upon the explanation of the effect of the moon's attraction upon the earth.

Let A, B, C, D, E, F, G, H, represent the globe of the earth, and, to simplify the explanation, let us first suppose the entire surface of the globe to be covered with water. Let M be the moon, and let H be the nearest, and D the most remote part of the earth. Now it will be very apparent that the various points of the earth's surface are at different distances from the moon: A and G are more remote than H; B and F still more remote; C and E more distant again, and D most remote of all. The attraction which the moon exercises at H is, therefore, greater than that which it exercises at A and G, and still greater than that which it produces at B and F; and the attraction which it exercises at D is least of all. Now this attraction equally affects matter in every state and condition. It affects the particles of fluid as well as solid matter,



THE TIDES.

but there is this difference between these effects; that where it acts upon solid matter, the component parts of which are at different distances from it, and therefore subject to different attractions, it will not disturb their relative arrangement, since such disturbances or disarrangements are prevented by the cohesion which characterises a solid body; but this is not the case with fluids, the particles of which are mobile, and which, when solicited by different forces, will have their relative arrangements disturbed in a corresponding manner.

The attraction which the moon exercises upon the shell of water which is collected immediately under it near the point Π , is greater than that which it exercises upon the solid mass of the globe between Π and D ; consequently there will be a greater tendency of this attraction to draw the fluid which rests upon the surface at Π towards the moon, than to draw the solid mass of the earth which is more distant.

As the fluid, by its nature, is free to obey this excess of attraction, it will necessarily heap itself up in a pile or wave over Π , forming a more convex protuberance between R and I , as represented in the figure. Thus high water will take place at Π , immediately under the moon. The water which thus collects at Π , will necessarily flow from the regions B and F , where, therefore, there will be a diminished quantity of water in the same proportion.

But let us now consider what happens to that part of the earth, D , most remote from the moon. Here the waters being more remote from the moon than the solid mass of the earth under them, will be less attracted; and consequently will have a less tendency to gravitate towards the moon. The solid mass of the earth, $D \Pi$, will, as it were, recede from the waters at N , in virtue of the excess of attraction, leaving these waters behind it, which will thus be heaped up at N , so as to form a convex protuberance between L and K , similar exactly to that which we have already described between R and I . As the difference between the attraction of the moon on the waters at Z and the solid earth under the waters, is nearly the same as the difference between its attraction on the latter and upon the waters at N , it follows that the height of the fluid protuberances at Z and N are nearly equal. In other words, the height of the tides on opposite sides of the earth, the one being under the moon and the other most remote from it, is nearly the same.

Now from this explanation it will be apparent, that the cause of the tides, so far as the action of the moon is concerned, is not, as is vulgarly supposed, due to the mere attraction of the moon; since, if that attraction were equal in all the component parts of

the earth, there would assuredly be no tides. We are to look for the cause, then, not in the attraction of the moon, but in the *inequality* of its attraction on different parts of the earth. The greater this inequality is, the greater will be the tides. Hence, as the moon is subject to a slight variation of distance from the earth, it will follow, that when it is at its least distance, or at the point called *perigee*, the tides will be greatest; and when it is at the greatest distance, or at the point called *apogee*, the tides will be least; not because the entire attraction of the moon in the former case is greater than in the latter, but because the diameter of the globe bearing a greater proportion to the lesser distance than the greater, there will be a greater *inequality* of attraction.

It will doubtless occur to those who bestow on these observations a little reflection, that all which we have stated in reference to the effect produced by the attraction of the moon upon the earth, will also be applicable to the attraction of the sun. This is undoubtedly true; but in the case of the sun the effects are modified, in some very important respects, as will readily be seen. The sun is at four hundred times a greater distance than the moon, and the actual amount of its attraction on the earth would, on that account, be one hundred and sixty thousand times less than that of the moon; but the mass of the sun exceeds that of the moon in a much greater ratio than that of one hundred and sixty thousand to one. It therefore possesses a much greater attracting power in virtue of its mass, compared with the moon, than it loses by its increased distance. The consequence is, that it exercises upon the earth an attraction enormously greater than the moon exercises. Now, if the simple amount of its attraction were, as is commonly supposed, the cause of the tides, the sun ought to produce a vastly greater tide than the moon. The reverse is, however, the case, and the cause is easily explained. Let it be remembered, the tides are due solely to the *inequality* of the attraction on different sides of the earth, and the greater that inequality is, the greater will be the tides, and the less that inequality is, the less will be the tides.

5. The rate at which the attraction decreases with the increase of distance being clearly understood, nothing can be more easy of solution than the question of the difference between the influences of the sun and the moon in raising a tide.

The distance, $M O$, of the moon from the earth's centre is in round numbers sixty semi-diameters of the earth. Its distance, $M H$, from the nearest part of the earth's surface is therefore fifty-nine semi-diameters of the earth. Now since its attraction upon the entire solid mass of the earth is the same as if it were collected at the centre, O , and since we may regard its attraction

THE TIDES.

on the waters to be the same as if they were collected at Π , it will be evident that the moon's attraction on the solid earth will be less than its attraction upon the waters which lie on the nearer side of the earth in the proportion of the square of 60 to the square of 59, that is, as 3600 to 3481, and consequently the *difference* of the two attractions will be to the whole attraction exerted by the moon upon the earth as 119 to 3600, or what is the same, as 1 to $30\frac{1}{4}$. Thus it appears that the moon's power to raise a tide on the nearer side of the earth is little less than a thirtieth part of its entire attraction on the earth.

By the same method of calculation, the power of the sun to raise a tide may be ascertained. The sun's distance from the centre of the earth is just twenty-four thousand semi-diameters of the earth, and its distance from the waters, on the nearer side of the earth is therefore twenty-three thousand nine hundred and ninety-nine semi-diameters. It follows, therefore, that its attraction on the waters on the nearer side exceeds the attraction on the earth, in the proportion of the square of 24000 to the square of 23999, that is, in the proportion of 576,000000 to 575,952001, and consequently the difference between its attraction on the waters, and its attraction on the solid earth, under the waters, has to its entire attraction the proportion of 47999 to 576,000000, or, what is the same, that of 1 to 12000; so that the sun's power to raise a tide is about the twelve-thousandth part of its whole attraction on the earth.

It appears, therefore, from this reasoning and calculation, that the moon's power to raise a tide is about the thirtieth part of its entire attraction, while the sun's power is the twelve-thousandth part of its attraction. If the entire attraction of the moon were equal to that of the sun, it would therefore follow very obviously that the moon's power to raise a tide would be greater than that of the sun, in the proportion of 12000 to 30, or what is the same, of 400 to 1. But the proportion in favour of the moon's influence is not nearly so great as this, because the entire attraction of the moon is much less than that of the sun. Let us consider in what proportion it is less. It is demonstrated by astronomers, that the mass of the sun is 28,394880 times greater than that of the moon. If the sun, therefore, were as near the earth as the moon is, its attraction would be 28,394880 times greater than that of the moon. But being at a distance 400 times greater than that of the moon, its attraction is diminished in the proportion of the square of 400, or 160000 to 1. Its actual attraction will, therefore, be found, relatively to that of the moon, by merely dividing 28,394880 by 160000, which gives $177\frac{1}{2}$.

6. Since, therefore, the moon's power to raise a tide would be

SOLAR AND LUNAR TIDES.

400 times greater than that of the sun, if their entire attractions on the earth were equal, it will be less than this, in the ratio of $177\frac{1}{2}$ to 1, inasmuch as the entire amount of the moon's attraction is less than that of the sun in that proportion. The moon's power to raise a tide is, therefore, greater than that of the sun in the ratio of 400 to $177\frac{1}{2}$, or of $2\frac{1}{4}$ to 1. Other calculations make it about $2\frac{1}{2}$ to 1.

7. It appears, therefore, that there is a solar as well as a lunar tide; and as the lunar tidal wave follows the diurnal motion of the moon, the solar tidal wave follows that of the sun. When the sun and moon are, therefore, either on the same or on opposite sides of the earth, which they are at the epochs of new and full moon, the two tidal waves will be superposed; but when their directions are most removed one from the other, which they are when the moon is in the quarters, the two tidal waves are most separated, being also ninety degrees of the earth's surface apart.

In the one case, a tide is produced corresponding to the sum of the effects of the actions of the moon and sun; and, in the other case, to their difference.

8. These circumstances will be better understood by referring to the illustrative diagrams. In fig. 2, *s* represents the sun, *m* the moon when new, and *m'* when full. The solar and lunar tidal waves in these cases coincide, and are heaped one upon the other, producing what are called **SPRING TIDES**.

In fig. 3, *s* represents the sun, and *m* and *m'* the moon in the quarters. In this case, the solar tidal wave is ninety degrees or a quarter of the earth's circumference from the lunar tidal wave, and the waters which form it are necessarily drawn from the side of the earth on which the lunar tide places itself. It is evident, therefore, that, in this case, the solar tide being formed at the expense of the lunar, the latter will be much less high. The tides in this case are called **NEAP TIDES**.

9. If physical effects followed immediately, without any appreciable interval of time, the operation of their causes, then the tidal wave produced by the moon would be on the meridian of the earth directly under and opposite to that luminary; and the same would be true of the solar tides. But the waters of the globe have, in common with all other matter, the property of inertia, and it takes a certain interval of time to impress upon them a certain change of position. Hence it follows that the tidal wave produced by the moon is not formed immediately under that body, but follows it at a certain distance. In consequence of this, the tide raised by the moon does not take place for two or three hours after the moon passes the meridian; and

as the action of the sun is still more feeble, there is a still greater interval between the transit of the sun and the occurrence of the solar tide.

But besides these circumstances, the tide is affected by other

Fig. 2.

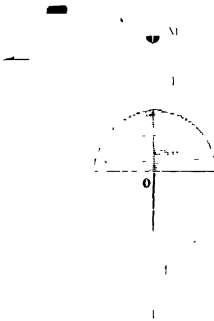


Fig. 3.



causes. It is not the separate effect of either of these bodies, but the combined effect of both, and at every period of the month, the time of actual high water is either accelerated or retarded by the sun. In the first and third quarters of the

SPRING AND NEAP TIDES.

moon, the solar tide is westward of the lunar one; and, consequently, the actual high water, which is the result of the combination of the two waves, will be to the westward of the place where it would have been if the moon acted alone, and the time of high water will therefore be accelerated. In the second and fourth quarters the general effect of the sun is, for a similar reason, to produce a retardation in the time of high water. This effect, produced by the sun and moon combined, is what is commonly called the *priming* and *lagging* of the tides.

The highest spring tides occur when the moon passes the meridian about an hour after the sun; for then the maximum effect of the two bodies coincides.

The subject of the tides has received much attention from several scientific investigators in Europe. The discussions held at the annual meetings of the British Association for the Advancement of Science, on this subject, have led to the development of much useful information. The labours of Dr. Whewell have been especially valuable on these questions. Sir John Lubbock has also published a valuable treatise upon it. To trace the results of these investigations in all the details which would render them clear and intelligible, would greatly transcend the necessary limits of this notice. We shall, however, briefly advert to a few of the most remarkable points connected with these questions.

10. The apparent time of high water at any port in the afternoon of the day of new or full moon, is what is usually called the *establishment of the port*. Dr. Whewell calls this the vulgar establishment, and he calls the *corrected establishment* the mean of all the intervals of the tides and transits of half a month. This corrected establishment is consequently the luni-tidal interval corresponding to the day on which the moon passes the meridian at noon or midnight.

The two tides immediately following another, or the tides of the day and night, vary, both in height and time of high water, at any particular place with the distance of the sun and moon from the equator. As the vertex of the tide-wave always tends to place itself vertically under the luminary which produces it, it is evident that, of two consecutive tides, that which happens when the moon is nearest the zenith, or nadir, will be greater than the other; and, consequently, when the moon's declination is of the same denomination as the latitude of the place, the tide which corresponds to the upper transit will be greater than the opposite one, and *vice versa*, the differences being greatest when the sun and moon are in opposition, and in opposite tropics. This is called the diurnal inequality, because its cycle is one day; but

THE TIDES.

it varies greatly at different places, and its laws, which appear to be governed by local circumstances, are very imperfectly known.

11. We have now described the principal phenomena that would take place were the earth a sphere, and covered entirely with a fluid of uniform depth. But the actual phenomena of the tides are infinitely more complicated. From the interruption of the land, and the irregular form and depth of the ocean, combined with many other disturbing circumstances, among which are the inertia of the waters, the friction on the bottom and sides, the narrowness and length of the channels, the action of the wind, currents, difference of atmospheric pressure, &c. &c., great variation takes place in the mean times and heights of high water at places differently situated; and the inequalities above alluded to, as depending on the parallax of the moon, her position with respect to the sun, and the declination of the two bodies, are, in many cases, altogether obliterated by the effects of the disturbing influences, or can only be detected by the calculation and comparison of long series of observations.

12. According to Dr. Whewell, the general progress of the great tide-wave may be thus described:—It is only in the Southern ocean, between the latitudes of 30° and 70° , that a zone of water exists of sufficient extent to allow of the tide-wave being formed. Suppose, then, a line of contemporary tides, or *cotidal line*, to be formed in the Indian ocean, as the theory supposes, that is to say, in the direction of the meridian, and at a certain distance to the eastward of the meridian in which the moon is. As this tide-wave passes the Cape of Good Hope, it sends off a derivative undulation, which advances northward up the Atlantic ocean, preserving always a certain proportion of its original magnitude and velocity. In travelling along this ocean the wave assumes a curved form, the convex part keeping near the middle of the ocean, and ahead of the branches, which, owing to the shallower waters, lag behind on the American and African coasts, so that the cotidal lines have always a tendency to make very oblique angles with the shore, and, in fact, run parallel to it for great distances. The main tide, Dr. Whewell conceives, after reaching the Orkneys, will move forward in the sea bounded by the shores of Norway and Siberia on one side, and those of Greenland and America on the other, will pass the pole of the earth, and finally end its course on the shores in the neighbourhood of Behring's Straits. It may even propagate its influence through the straits, and modify the tides of the North Pacific. But a branch tide is sent off from this main tide into the German ocean; and this, entering between the Orkneys and the coast of

EFFECTS OF COASTS.

Norway, brings the tide to the east coast of England and to the coasts of Holland, Denmark, and Germany. Continuing its course, part of it passes through the strait of Dover and meets in the English channel the tide from the Atlantic, which arrives on the coast of Europe twelve hours later; but in passing along the English coast, another part of it is reflected from the projecting land of Norfolk upon the north coast of Germany, and again meets the tide-wave on the shores of Denmark. Owing to this interference of different tide-waves, the tides are almost entirely obliterated on the coast of Jutland, where their place is supplied by continual high water.

In the Pacific Ocean the tides are very small; but there are not sufficient observations to determine the forms and progress of the cotidal lines. Off Cape Horn, and round the whole shore of Terra-del-Fuego, from the western extremity of Magellan's Strait to Staten Island, it is very remarkable that the tidal wave, instead of following the moon in its diurnal course, travels to the eastward. This, however, is a partial phenomenon; and a little farther to the north of the last-named places, the tides set to the north and west. In the Mediterranean and Baltic seas, the tides are inconsiderable, but exhibit irregularities for which it is difficult to account. The Indian Ocean appears to have high water on all sides at once, though not in the central parts at the same time.

13. Since the tides on our coast are derived from the oscillations produced under the direct agency of the sun and moon in the Southern Ocean, and require a certain interval of time for their transfer, it follows that, in general, the tide is not due to the moon's transit immediately preceding, but is regulated by the position which the sun and moon had when they determined the primary tide. The time elapsed between the original formation of the tide and its appearance at any place is called the *age* of the tide, and sometimes, after Bernoulli, the *retard*. On the shores of Spain and North America, the tide is a day and a half old; in the port of London, it appears to be two days and a half old when it arrives.

14. In the open ocean the crest of tide travels with enormous velocity. If the whole surface were uniformly covered with water, the summit of the tide-wave, being mainly governed by the moon, would everywhere follow the moon's transit at the same interval of time, and consequently travel round the earth in a little more than twenty-four hours. But the circumference of the earth at the equator being about 25000 miles, the velocity of propagation would therefore be about 1000 miles per hour. The actual velocity is, perhaps, nowhere equal to this, and is very

THE TIDES.

different at different places. In latitude 60° south, where there is no interruption from land (except the narrow promontory of Patagonia), the tide-wave will complete a revolution in a lunar day, and travel at the rate of five hundred miles an hour. On examining Dr. Whewell's map of cotidal lines, it will be seen that the great tide-wave from the Southern Ocean travels from the Cape of Good Hope to the Azores in about twelve hours, and from the Azores to the southernmost part of Ireland in about three hours more. In the Atlantic, the hourly velocity in some cases appears to be 10° of latitude, or near 700 miles, which is almost equal to the velocity of sound through the air. From the south point of Ireland to the north point of Scotland, the time is eight hours, and the velocity about 160 miles an hour along the shore. On the eastern coast of Britain, and in shallower water, the velocity is less. From Buchanness to Sunderland it is about sixty miles an hour; from Scarborough to Cromer, thirty-five miles; from the North Foreland to London, thirty miles; from London to Richmond, thirteen miles an hour in that part of the river. (Whewell, *Phil. Trans.* 1833 and 1836.) When we speak of the velocity of the tidal wave, it must not be imagined that the mass of water of which the wave is composed has this velocity. If such were the case, its momentum would be destructive indeed. The motion of the tidal wave is only a particular instance of undulatory motion, which is so often misunderstood, and so frequently imputed to the fluid on which the wave is formed, that it may be worth while here to explain it in general.

15. When we see the waves, produced on the surface of the deep, apparently moving in a certain direction, we are very naturally impressed, in the first instance, with the notion that the sea itself is moving in that direction. We imagine that the same wave, as it advances, is composed of the same water, and that the whole surface of the liquid is in a state of progressive motion. The least reflection, however, on the consequences of such a supposition, will soon convince us that it is unfounded. The ship which floats upon the sea, is not carried forward with the waves. They pass in succession under her, now lifting her on their summits, and then letting her sink in the intermediate abyss. Observe a sea-fowl floating on the water, and the same effect will be witnessed. If the water itself partook of the motion of the waves, the ship and the fowl would each be carried forward as if by a current, and would have the same progressive motion as the liquid. Once on the crest of a wave, there they would constantly remain, and their motion would be as smooth as if they were propelled upon the calm surface of a lake; or if once in the hollow

MOTION OF TIDE-WAVE.

between wave and wave, there likewise they would continually remain, the one wave always keeping before, and the other behind them.

The experiment may be tried upon a tub of water. Let a pebble drop into the centre of it. Rings of waves will immediately be formed round the place where it falls, and they will appear to move outwards from the place of the fall towards the edge of the tub. If a cork be placed anywhere upon the water, it will not be carried by these waves towards the edge of the tub, but will float in the same place, the waves passing successively under it, and the cork rising and sinking as the crest and hollow pass it.

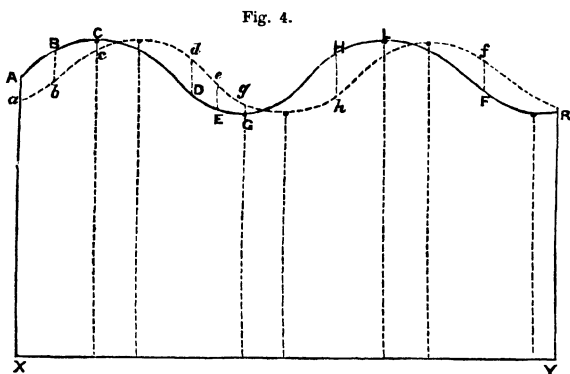
If we observe the waves of the sea breaking on a level strand, we shall soon be convinced that their apparent progressive motion does not affect the water, for if it did, the sea would soon flow in upon the shores, and inundate the adjacent country. So far, however, from the water's partaking of the apparent motion of the waves in approaching the shore, this motion of the waves continues the same even when the water is retiring. If we observe a flat strand when the tide is ebbing, we shall still find the waves moving towards the shore.

16. That this apparent motion of water in a state of undulation is a mere optical illusion we cannot therefore doubt. But we are naturally curious to learn what is the cause of this illusion. That a progressive motion takes place in *something*, we have proof from the evidence of our eyes. That no progressive motion takes place in the liquid we have also proof, from the evidence of our eyes, and from other still more unquestionable testimony. To what then does this progressive motion belong? we answer, to the *form* of the wave, and not to the liquid that composes it.

To make this apparent, let A B C D E, &c. (fig. 4), represent the surface of the sea, c and I being the crests of two successive waves, and g the hollow between them, and let x y represent the bottom of the sea. After a given interval, ten seconds for example, let the position of the waves be a b c d e, &c., the motion being directed from A towards R. Now this motion of the waves is produced in the following manner:—The water which was at A sinks, during the interval of ten seconds, to a, the water which was at B sinks to b, that which was at c to c, that which was at D rises to d, that which was at E rises to e, that which was at F to f, and so on. Thus, in the interval, all parts of the water on one side of a certain point sink, and all those at the other side rise, the extent to which they rise and sink being such, that the surface assumes the new position

THE TIDES.

a b c d e, &c. That it is actually the case may be demonstrated by placing on the surface a series of floating bodies, each of



which will be observed to rise or sink with the water in the manner here described.

It appears, therefore, that the advance of the wave from *A C E* to *c d h* is in fact produced not by any advance of the water, but by its different points rising and sinking alternately in the vertical direction. It will thus be understood how the *form* of a wave may actually have a progressive motion, while the water that composes it continues always to hold the same position over the bottom. The real motion of the particles of the liquid by which the waves are produced is an alternate vertical motion upwards and downwards through a height equal to the difference between the level of the crest and the hollow of each wave, or what is the same, through twice the height of the crest of the wave above that level at which the water would settle if it were absolutely quiescent and free from all undulation.

If a cloth were laid loosely over a number of parallel rollers placed at equal distances asunder, so that it would fall between roller and roller, it would represent the form of a series of waves. If a progressive motion were given to the rollers, the cloth being kept stationary, the progressive motion of the waves would be produced;—the cloth would seem to advance.

It is the same cause which makes a revolving cork-screw, held in a fixed position, seem to be advancing in that direction in which it would actually advance if the screw were passing

RANGE OF TIDE.

through a cork. The point which is nearest to the eye, and which corresponds to the crest of the wave in the former example, continually occupies a different point of the worm, and continually advances towards its extremity.

This property has been prettily applied and illustrated in clocks for the chimney-piece or console. A round rod of glass, twisted so that a ridge in the form of a screw is produced upon its surface, is inserted in the mouth of some figure, such as a lion or a dolphin, which being supposed to discharge water, forms a fountain. The extremity of the glass rod concealed within the mouth of the figure, is fixed on the axis of a wheel, to which a continual motion of rotation is imparted by the works of the clock, and the other end is concealed in the vessel designed to represent the basin, or reservoir, of the fountain. The constant rotation of the twisted glass rod produces the appearance of a progressive motion from the mouth of the figure to the reservoir, as already explained in the example of the cork-screw, and the rod of glass appears like a stream of water continually issuing from the fountain, and falling into the reservoir.

To return to the phenomena of the tides, it is necessary to observe that there is, nevertheless, a real progressive motion of the water directed up the course of tidal rivers, and upon the flat strands of bays and inlets. This, however, is not the progressive motion of the tide-wave, but that of the water falling from the height to which it has been raised, as it might flow down the side of a declivity.

17. The difference of level between high and low water is affected by various causes, but chiefly by the configuration of the land, and is very different at different places. In deep inbends of the shore, open in the direction of the tide-wave and gradually contracting like a funnel, the convergence of water causes a very great increase of the range. Hence the very high tides in the Bristol Channel, the bay of St. Malo, and the bay of Fundy, where the tide is said to rise sometimes to the height of one hundred feet. Promontories, under certain circumstances, exert an opposite influence, and diminish the magnitude of the tide. The observed ranges are also very anomalous. At certain places on the south-east coast of Ireland, the range is not more than three feet, while at a little distance on each side it becomes twelve or thirteen feet; and it is remarkable that these low tides occur directly opposite the Bristol Channel, where (at Chepstow) the difference between high and low water amounts to sixty feet. In the middle of the Pacific it amounts to only two or three feet. At the London Docks, the average range is about 22 feet; at

THE TIDES.

Liverpool, 15·5 feet ; at Portsmouth, 12·5 feet ; at Plymouth, also 12·5 feet ; at Bristol, 33 feet.

18. Besides the numerous causes of irregularity depending on the local circumstances, the tides are also affected by the state of the atmosphere. At Brest, the height of high water varies inversely as the height of the barometer, and rises more than eight inches for a fall of about half an inch of the barometer. At Liverpool, a fall of one-tenth of an inch in the barometer corresponds to a rise in the river Mersey of about an inch ; and at the London Docks, a fall of one-tenth of an inch corresponds to a rise in the Thames of about seven-tenths of an inch. With a low barometer, therefore, the tide may be expected to be high, and *vice versa*. The tide is also liable to be disturbed by winds. Sir John Lubbock states, that in the violent hurricane of January 8th, 1839, there was no tide at Gainsborough, which is twenty-five miles up the Trent—a circumstance unknown before. At Saltmarsh, only five miles up the Ouse from the Humber, the tide went on ebbing, and never flowed until the river was dry in some places ; while at Ostend, towards which the wind was blowing, contrary effects were observed. During strong north-westerly gales the tide marks high water earlier in the Thames than otherwise, and does not give so much water, while the ebb tide runs out late, and marks lower ; but upon the gales abating and weather moderating, the tides put in and rise much higher, while they also run longer before high water is marked, and with more velocity of current : nor do they run out so long or so low.




Fig. 2.—CONSTELLATIONS OF THE GREATER AND LESSER BEAR,
POLE STAR.

HOW TO OBSERVE THE HEAVENS.

CHAPTER I.

1. Spectacle presented by the firmament.—2. Useful observations can be made without astronomical instruments.—3. Apparent motion of the firmament.—4. The meridian.—5. View of the circumpolar region.—6. Permanency of the form of the stellar groups.—7. The celestial sphere.—8. The celestial poles.—9. Orders of magnitude of the stars.—10. Number of stars of each order.—11. Constellations.—12. Ursa major.—13. Antiquity of the name.—14. Sometimes called Waggon, Wain, or Chariot.—15. Number of stars in it.—16. Proper names of

HOW TO OBSERVE THE HEAVENS.

stars.—17. Use of the imaginary figure to express the position of the stars.—18. Ursa minor: the pole star.—19. How it makes a nocturnal clock.—20. Arctic circle: origin of the name.—21. Cassiopeia's chair.—22. Pegasus and Andromeda.—23. Perseus.—24. Auriga.—25. General view of the region of these constellations: Capella, Vega, Adridded, and Altair.—26. Orion.

1. To all persons in whose minds a taste for the study of nature has been awakened, there is no spectacle which excites an interest so intense as that which is offered by the firmament on a clear night; and to such there is no occupation more pleasing than from season to season to observe on clear nights the changes which take place in that glorious scene. But to render such contemplation still more agreeable, and to enable the intelligent spectator to turn his observations to profitable account, it is necessary that he should render himself familiar with the objects which are there presented in such countless numbers and endless variety.

2. It is a great error to suppose that all useful astronomical observations must necessarily be confined to observatories, and that no one can taste the pleasures offered by practical astronomy who is not supplied with telescopes and other optical and astronomical apparatus. Our Maker has given us, in the eye, an instrument of exquisite structure, and has supplied us with an understanding, by which that organ may be directed to the most sublime speculations. But even when it is useful that the natural limits of our organs of vision may be extended, and their aim directed with greater precision by artificial and scientific aid, much may be accomplished by the most simple and economical means. A common opera-glass will often give us a distinct view of numerous objects which would otherwise escape the naked eye. The most ordinary telescope will be still more useful. And those who occupy themselves habitually with the celestial scenery, so as to be familiarised with its general features, character, and apparent motions, will not be slow to contrive various simple expedients by which the relative position of objects can be ascertained and measured and the succession of their appearances and disappearances anticipated.

We shall therefore, on the present occasion, endeavour to give such plain and simple rules as may enable every one, by the mere use of his eyes, and still more by the occasional use of such optical aids as are almost universally accessible, to occupy himself advantageously with the contemplation of the heavens.

3. Let us then suppose a person totally ignorant of astronomy to stand with his face directed to the south, and to view the heavens on a clear starlight night. No long time will elapse before he will be rendered conscious that the splendid panorama

DIURNAL MOTION OF FIRMAMENT.

presented to him is not stationary. In the course of an hour, he will observe that various objects which were visible above the horizon on his right have disappeared; and that, on the contrary, a corresponding number of objects, which were not visible above the horizon on his left, have come into view. By further attention he will perceive that the objects which were at the mid-heavens, in the direction due south, are now no longer so, but have descended towards the right, that is, towards the west, while objects which were to the left of the mid-heavens will have risen to that region.

4. To assist our explanation, let us imagine the entire firmament divided by a line or great circle, rising from the point of the horizon towards which the observer is supposed to look, and being carried vertically upwards to pass over his head, and to descend behind him to the northern point of the horizon. This great line of division, which is called the celestial meridian, divides the whole visible firmament into two equal parts; one lying to the west, or to the right, and the other to the east, or to the left, of the observer.

By continuing his attentive observation of what goes on before him, he will soon perceive that all the objects visible upon the firmament are in motion. That they rise on the east side; that they ascend to the meridian; and then, descending to the west, pass below the horizon and disappear.

5. Let us now suppose our observer to face round and direct his view to the north. A different spectacle will be presented to him. Supposing him to be placed in these climates, he will soon ascertain that the chief part of the objects which are visible in the firmament do not appear and disappear; that is, they do not rise and set. If, for example, any such object be observed upon the celestial meridian over his head so soon after sunset as the stars become visible, he will observe it from hour to hour to descend on his left, that is, towards the west, and to depart more and more from the meridian. So far, however, this is what equally took place when he looked to the south, and had the west upon his right. But after the lapse of a certain time he will find different appearances to be manifested. At the end of about three hours from the time the object referred to began to depart from the meridian, it will be found to have attained a certain limit of distance from the meridian, which will not be exceeded. After this it will begin, on the contrary, again to approach the meridian; but, in doing so, will also approach the horizon, as though it were ultimately destined to set. Such, however, will not be the case; for, at the end of twelve hours, if the return of daylight be sufficiently retarded to enable our observer still to see

HOW TO OBSERVE THE HEAVENS.

the object, it will have returned to the meridian, without having gone below the horizon or disappeared.

In thus passing from an elevated point of the meridian to another point much lower, the object in question will appear to move over a semicircle of the heavens, of which the part of the meridian between the point from which it departed and the point at which it arrives is the diameter.

If the same object could be seen during the succeeding twelve hours, it would be observed to move over the corresponding semicircle to the east of the meridian, that is, to the right of the observer; and, at the end of this second interval of twelve hours, the object would return to that more elevated point of the meridian from which it started.

Such an object, therefore, never rises or sets; and if the presence of the sun did not render it invisible during the day, it might be seen to revolve continually in a circle of the heavens divided into two equal semicircles, east and west, by the meridian, completing its revolution in such circle, and therefore returning to the same point of the meridian, after an interval of about twenty-four hours.

What has been here stated respecting a single object, is true, with certain qualifications, of an immense number of objects visible to an observer looking to the north, as here supposed. All such objects like that described appear to revolve in circles, but not all in the same circle. Some will be found to revolve in greater, and some in lesser, circles; but all such circles are characterised by two most remarkable circumstances, the first of which is, that they all have the same centre, which is a certain point on the celestial meridian; and the second is, that all the objects which move in them, complete their revolution in precisely the same time.

Such being then the general character of the changes which the scene presented by the heavens to the observer undergoes, let us consider some other important circumstances attending it.

6. After attentively contemplating this spectacle for several nights, the observer will not fail to be struck with the fact, that the relative position and configuration of the objects upon it, remains always unchanged. This remarkable circumstance is rendered the more easily observable by the fact that the objects themselves differ greatly in apparent splendour, some being exceedingly bright and conspicuous, while others are barely distinguishable. The observer soon becomes familiar with the relative arrangement and configuration of the brighter and more conspicuous ones; and, grouping them in his imagination, retains their forms so as immediately to recognise them upon their successive reappearances.

THE AXIS AND POLE.

7. This circumstance of the unaltered configuration and relative positions of this multitude of objects scattered over the firmament, suggests irresistibly the idea, that the motion of revolution described above, in which they all participate, is not a motion proper to each separate and independent object, but one which belongs to the firmament itself, upon which they appear as if they were fixed. In short, the firmament presents the aspect of a hollow sphere of vast dimensions, in the centre of which the observer is placed, and upon the surface of which the countless multitudes of objects which he beholds are fixed. This stupendous sphere appears to have a motion of revolution on a certain diameter as an axis, making a complete revolution once in twenty-four hours. The diameter round which it revolves, or appears to revolve, is directed to a certain point of the northern quadrant of the meridian, the altitude of which above the horizon of the observer, will be always found to be exactly equal to the latitude of his station. This motion of revolution of the firmament, carrying with it the numerous objects seen upon it, will perfectly explain all the appearances above described, and many others. Thus, it is evident that all objects on the celestial sphere must be moved in circles parallel one to another round its axis; and that these circles become gradually less as the object is nearer to the pole. When the observer looks to the south, the circles described by the objects are partly above and partly below the horizon; and, consequently, all such objects alternately rise and set. But when he looks to the north, the chief part of the objects which he beholds being nearer to the extremity of the axis round which the sphere is carried, describe circles smaller and smaller, which, being entirely above the horizon, the objects in them neither rise nor set.

8. From what has been stated, it will be obvious, that an object placed precisely at that point of the meridian at which the axis round which the sphere turns terminates, would be immoveable; and would evidently be the only immoveable object in the visible firmament. It does so happen, that there actually is no star precisely at that point; but there is a rather conspicuous one so near to it, that although it moves round it in a small circle, the diameter of which is about six times that of the full moon, such motion can only be ascertained by astronomical instruments; and therefore, for all the purposes of common observation, the star in question may be regarded as stationary, and as indicating the position of the northern extremity of the axis on which the celestial sphere appears to revolve.

This point of the sphere is called its *pole*: and as there is a corresponding point at the other extremity of the axis, which is

HOW TO OBSERVE THE HEAVENS.

below the horizon, and therefore invisible, it also receives the name pole, and the two points are distinguished,—the visible one as the *North Celestial Pole*, and the invisible one as the *South Celestial Pole*.

The motion of the celestial sphere here described is apparent, not real, being merely an optical illusion produced by the diurnal rotation of the earth upon its axis. But this being a point not immediately connected with our present purpose, it will be sufficient here merely to indicate it. The readers who desire to see the explanation of the apparent diurnal motion of the heavens, will find it in the "Museum," vol. iii. pp. 55, 56.

For all the purposes of the observation of the heavens which for the present occupy our exclusive attention, the celestial sphere is to be considered as revolving on its axis once in about twenty-four hours, carrying with it all the objects seen upon it.

9. The objects scattered over this sphere in such vast numbers, differing one from another greatly in their apparent splendour, and being characterised by very various and often remarkable configurations, astronomers have invented a nomenclature to designate them, founded partly on their relative splendour, and partly on their configurations.

A catalogue of the stars being made, in which each star would hold a place determined by its relative splendour, the more splendid having the higher places; if it were required to resolve such a list into classes, according to their decreasing degrees of brightness, it would be impossible to fix upon any points where each succeeding class would end and the next begin; the gradations of brightness, when star is compared with star, being altogether imperceptible. Nevertheless, a distribution according to degrees of relative splendour being by the common consent of astronomers of all ages deemed expedient, such a conventional classification has been adopted, arbitrary as the limits of the succeeding classes must necessarily have been. In this a certain number of the most splendid stars visible in the firmament have received the denomination of *stars of the first magnitude*; others, of inferior brightness, are called *stars of the second magnitude*, and so on, the smallest stars visible to the naked eye being classed as *stars of the sixth magnitude*.

10. The number of stars of each succeeding magnitude increases rapidly as their splendour diminishes. Thus, while there are no more than 18 or 20 of the first magnitude, there are 50 or 60 of the second, about 200 of the third, and so on; the total number visible to the naked eye, up to the sixth magnitude inclusive, being from 5000 to 6000. We shall see on another occasion that this number, great as it is, is no more than an insignificant fraction

FIXED STARS—CONSTELLATIONS.

of the total number of stars, the existence of which the telescope discloses to us. But we shall, for the present, limit our observations to the stars which are visible to the naked eye.

It has been stated that the celestial objects generally maintain with relation to each other a certain invariable position, and have no other motion than that imparted to them in common by the sphere to which they are imagined to be attached. To this, however, there is a limited number of exceptions. There is a small number of objects, among which the sun and moon are the most conspicuous, which, while they participate in the diurnal motion of the celestial sphere, are observed continually to shift their position on it, just as if a number of insects were creeping slowly upon the surface of a top while the top is spinning, carrying the insects round with it. These objects, which, exclusive of the sun and moon, are called *Planets*, have occupied our attention on a former, and will again on a future, occasion; for the present, however, we must be understood to notice only those which maintain invariable relative positions, and which have therefore been denominated *fixed stars*.

11. The nomenclature of the stars, so far as it is founded upon their apparent relative positions, consists in the resolution of all the stars of the firmament into a certain limited number of groups, called *Constellations*. These groups have been from ancient times invested with the imaginary forms of men, animals, and various other objects, natural and artificial, and have been named in accordance with these. Thus, the celestial spaces are partitioned out arbitrarily and conventionally into distinct compartments, in a manner somewhat resembling the divisions of the land on the surface of the globe into empires and kingdoms. Each such compartment of the heavens contains a certain number of stars, great and small, the total assemblage of which constitutes the constellation, and is characterised by the proper name conferred upon it.

Since it is of the first necessity that the astronomical student and amateur should be so familiar with this stellar nomenclature as to be able readily to distinguish and recognise not only each principal constellation, but also each principal star in such constellation, we propose here to give such explanations as will present the greatest practicable facilities in the attainment of this object.

The stars composing each constellation are designated by the letters of the Greek alphabet, the first letters being given to the more splendid stars. When the number of stars in a constellation exceeds the number of letters in the Greek alphabet, the letters of the Roman alphabet are used; and when these are exhausted, the

HOW TO OBSERVE THE HEAVENS.

remaining stars, if any, are expressed by the numbers prefixed to them in the catalogue of Flamsteed, generally known as the British Catalogue.

It has been customary among English astronomers to designate the constellations by their Latin names; and the astronomical amateur, besides rendering himself familiar with these, will find it convenient, when he is not a Greek scholar, to make himself acquainted with the characters and names of the letters of the Greek alphabet, which are as follows:—

<p>α Alpha. β Beta. γ Gamma. δ Delta. ϵ Epsilon. ζ Zeta. η Eta. θ Theta. ι Iota. κ Kappa. λ Lambda. μ Mu.</p>	<p>ν Nu. ξ Xi. \omicron Omicron. π Pi. ρ Rho. σ Sigma. τ Tau. υ Upsilon. ϕ Phi. χ Chi. ψ Psi. ω Omega.</p>
---	---

12. To obtain an acquaintance with the several constellations and the stars composing them, so as to be able readily to recognise them on viewing the heavens on a clear night, the student should in the first instance study the form and disposition of one of the most conspicuous of the constellations, and the most suitable for this purpose is that which is called *Ursa major*, or the *great Bear*. This constellation is so near the north celestial pole, that in our latitudes it never sets, and is consequently visible at all seasons

Fig. 1.



of the year. It consists of a considerable number of stars, but seven of these, shown in fig. 1, are much more conspicuous than the others, and are consequently the only stars popularly identified

URSA MAJOR.

with the constellation. They are arranged in such a form, that lines connecting them one with another successively would have the shape of a note of interrogation, or of a reaping-hook.

13. In consequence of the proximity of this constellation to the pole, it never sets in any latitude above that of 40° , and is consequently visible at night in all seasons of the year in the greater part of the northern hemisphere. This circumstance, combined with the splendour of the stars composing it and their remarkable configuration, rendered it an object of universal observation and attention in the earliest ages; and it may therefore be regarded as one of the most ancient of the constellations. It is frequently referred to in the Hebrew Scriptures, and has at various times and in various countries received different denominations. It is referred to, for example, in the book of Job; but the name by which it is designated has been mistranslated in the English version by *Arcturus*, the name of a star in a different constellation. Bochart says that the Hebrew word in Job is derived from an Arabic one which signifies *bier*; others maintain that it signifies a *waggon*, which would be quite consistent with the names given to the constellation by various people, ancient and modern, Greeks, Romans, Italians, Germans, and English, by whom severally it has been named *Ἀμαξα* (*Amaza*), *waggon* or *wain*; *plaustrum*, cart; *triones*, a *waggon* and *oxen*; *feretrum*, *bier*; *Cataletto*, *bier*; *Wagen*, *waggon*; *David's Car*, the *Plough*, and *Charles' Wain*.

14. When the constellation was thus named, the four stars marked α β γ and δ were considered to represent the wheels, and the other three stars the shafts, poles, horses or oxen. When the name *bier* was applied to it, the four stars forming the quadrangle were considered to represent the sarcophagus, and the three remaining stars were considered to represent three mourners, or, according to some, three children of the deceased. Admiral Smyth quotes Kircher as affirming that the four stars of the quadrangle represent the bier of Lazarus, and that the three remaining stars are Mary, Martha, and Magdalen. He also maintains that the popular name of Charles' Wain is a corruption of the Gothic *Karl Wagen*, the churl or peasant's cart.

It is a fact worthy of remark, recorded by historians, that the Iroquois, a tribe of North American Indians were found at the moment of the discovery of America to be familiar with the constellation of the *great Bear*, which in their language was called *Oguoari*, the word which signifies *bear*.

15. Although the only stars of this constellation familiar to the popular eye are the seven principal ones indicated in fig. 1, the group which has received the name of *Ursa major* included from

the earliest times many others of inferior splendour, and this number has been gradually augmented as the range and accuracy of observations have been increased by the improvement of telescopes. From the era of Ptolemy, A.D. 150, to that of Copernicus, A.D. 1500, this constellation contained 35 stars. In the time of Kepler, A.D. 1600, the number was augmented to 56. In Flamsteed's Catalogue, A.D. 1700, the number was further augmented to 87, and, in fine, at the beginning of the present century, it was increased to 338.

The constellation, including the stars composing it so far as they are visible without a telescope, is shown in fig. 2, p. 145, where the position and form of the imaginary figure of the bear relatively to the stars are indicated. It will be seen that the four stars α β γ and δ are upon the side, the three others marking the tail.

16. It will be observed in fig. 2 that the principal stars of the constellation, besides being indicated by the Greek letters, are also designated by certain proper names, mostly of Arabic or Oriental origin; and it may here be stated in general that besides the method of designating stars by naming the constellation to which they belong, and the letter which distinguishes them in such constellation, most of the conspicuous stars have received proper names which probably were conferred upon them before the system of constellations was established; and many of these stars are now much more frequently designated by these proper names than by that which connects them with the constellation. Thus, for example, the most splendid star in the constellation of *Canis major* or the *greater Dog*, instead of being called α *Canis majoris*, which would be its name in the nomenclature of the constellations, is almost invariably called *Sirius*. In the same manner, the principal star of the constellation *Leo*, is always called *Regulus* and never α *Leonis*.

These observations, however, are not applicable in the same manner to the seven principal stars of *Ursa major*, which are more generally designated by the Greek letters which connect them with the constellation.

17. The position of the stars composing a constellation is also frequently indicated by naming the part of the imaginary figure designating the constellation at which the star is found. Thus, for example, the position of η *Ursæ majoris*, is indicated by stating that it is at the tip of the tail. In like manner, the position of a certain star in the constellation *Taurus*, is indicated by stating that it is in the "bull's eye." This form of expression, which is in very frequent use with astronomers, seems to render it unadvisable to efface altogether from maps of the stars the figures designating the constellations, as is sometimes done.

THE POINTERS—THE POLE STAR.

Although the proper names of the principal stars of Ursa major are not now in general use, they ought not on that account to be altogether overlooked or neglected, since they are often the means of identifying these objects with those indicated in ancient historical records.

Close to the star Mizar, in the tail of the Great Bear, is a small star called *Alcor*, which Humboldt says the Arabs called "saidak," which signifies *trial* or *test*, since they used it as a test of the sharpness of the sight of the observer.

18. If a straight line be imagined to be drawn from the star β to α , and continued beyond α to a distance equal to five times the distance between α and β , or, what is nearly the same, to the whole distance between α and η , it will arrive at the principal star of a smaller constellation called *Ursa minor* or the *lesser Bear*. This is the star already mentioned as being within a degree and a half of the pole, and which, being generally adopted as the easiest practical means of marking that important point, is called the *Pole star*. The other stars of the constellation of Ursa minor have nearly the same configuration as those of Ursa major; but the position of the figure is reversed, the tail, at the tip of which the pole star is placed, corresponding with the head of Ursa major.

The important service thus performed by the stars α and β Ursa majoris, in indicating by their direction the position of the pole star, has given them the name of the *Pointers*; they are also sometimes called the *Guards*.

This method of ascertaining the position of the principal star and the constellation generally of Ursa minor, by means of the more conspicuous and better known constellation of Ursa major, has been generalised with the greatest benefit to astronomical students and amateurs by extending the method of pointers, so as to trace one constellation from another throughout the entire firmament, as will presently appear.

19. The constellation of Ursa minor being so placed that the principal star, at the tip of the bear's tail, is close to the pole, the diurnal motion of the sphere causes the figure of the bear to swing round the pole feet foremost, as if its tail were nailed to that point. The four successive positions of the constellation at intervals of six hours, are shown in fig. 3, p. 161.

The star β of this constellation, situate on the head of the bear, and therefore more distant from the pole, is easily seen to revolve round the pole as a centre, so that this constellation was regarded as a great celestial clock, and before the advancement of science furnished mariners with other and better means, it was of great use in navigation.

HOW TO OBSERVE THE HEAVENS.


The constellation of the Great Bear being in the quarter of the heavens opposite to that in which the sun is found in the beginning of September, it will be seen on the meridian not far south of the zenith at that season in these latitudes, at midnight.

It will, on the contrary, be on the meridian a little above the horizon at midnight, in the beginning of March. The most favourable times, therefore, for observations upon it, are the months of summer and autumn.

20. A circle described round the north celestial pole, including within it a certain extent of the heavens is called the *Arctic circle*, from the Greek word *ἄρκτος*, "arktos," signifying *a bear*, that being, as it were, the region of the bears.

21. To extend the method of pointers to the discovery of the position of other constellations, let us suppose a line carried from the star δ of *Ursa major* to the pole star, and continued beyond the pole star to an equal distance; this line will then arrive at a well-known constellation called *Cassiopeia's chair*. This constellation consists of several stars, six of which being the most conspicuous are shown in fig. 4. Four of these α , β , κ , and γ , formed the legs and seat, and the two others δ and ϵ the back.

Fig. 4.



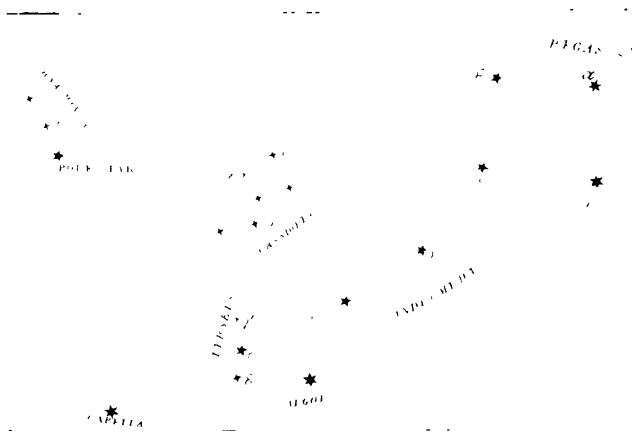
If the line drawn from α of *Ursa major* through the pole star be continued beyond the latter nearly in a direct line, it will arrive at a constellation called *Pegasus*, which will be easily recognised by four brilliant stars forming a quadrangle very similar to that already described in the constellation of *Ursa major*. This quadrangle with its position relatively to the pole star, and the line proceeding through that star from the pointers is shown in fig. 5.

22. Of these four stars, three only properly belong to the constellation called *Pegasus*; these three being β , α , and γ , forming the upper right hand corner of the quadrangle. The fourth star, marked also α , belongs to an adjacent constellation called *Andro-*

PEGASUS—ANDROMEDA—PERSEUS.

meda, three of the principal stars of which, marked α , β , and γ , are shown in the figure. By continuing the line of these stars

Fig. 5.



slightly curved, we arrive at another conspicuous star about as far from γ as γ itself is from β . This last is the principal star α of the constellation called Perseus.

23. The seven bright stars, here described, three of which belong to the constellation Pegasus; three others to Andromeda, and the fourth to Perseus, have a configuration strikingly similar to that of the seven principal stars of Ursa major, as will be easily perceived by fig. 4.

A second bright star, belonging also to the constellation of Perseus, familiarly known in stellar astronomy by the name of *Algol*, is also shown in the figure; it makes a right angle with the other star α of Perseus, and the star γ of Andromeda.


24. If a line be drawn from the star γ of Pegasus, through the star γ of Andromeda, and continued to an equal distance beyond the latter, it will arrive at a splendid star of the first magnitude called *Capella*, being the principal star of the constellation called *Auriga*. This star, and its relative position to the others, is also shown in the figure.

25. A general view of the stars included within the region of the firmament which we have now traced is exhibited in fig. 6, so as to enable the student to perceive at a single view all the stars which have been just indicated. Six of the principal stars of Ursa major appear at the upper right hand angle of the figure,

HOW TO OBSERVE THE HEAVENS.

and lines are drawn in various directions connecting the principal stars, to show the student the manner of tracing the position of those which he seeks, from those which he already knows. It is

Fig. 6.



assumed that he is already so familiar with the principal stars of Ursa major and the pole star, that he can at once distinguish them. Besides the connecting lines already mentioned, he will see that the position of Algor can be ascertained by a straight line drawn from the star η of Ursa major, and continued to nearly an

ORION.

equal distance beyond the pole star. The star Capella can also be found by following the direction of a line through γ and α of Ursa major, as shown in the figure. If a line be imagined to be drawn through γ and δ of Ursa major, and continued onwards to a distance from δ equal to the distance between the pole star and Pegasus, it will arrive at the principal star of the constellation *Lyra*, called *Vega*; and, if a line be drawn from this star at right angles to the former, it will arrive at the principal star of the constellation of *Cygnus*, generally known as α *Cygni*, but also called *Adrided*.

If a line be drawn through the stars α of Andromeda and β of Pegasus, and be continued through the latter to a distance equal to about four times the distance between these stars, it will arrive at another conspicuous star of the first magnitude, shown in the figure, called *Altair*, being the principal star of the constellation *Aquila* or *the Eagle*.

26. The most magnificent constellation of the firmament, surpassing not only in splendour, but in the almost countless number of its component stars, profusely sprinkled also with nebulae, as will hereafter appear, is Orion, the principal stars of which are shown in fig. 7, and will be immediately recognised by every eye familiar with the appearance of the firmament. This splendid stellar combination, lying across that part of the ecliptic over which the sun passes in December, will always be visible about midnight on the southern meridian in the month of June, and may indeed be viewed with great advantage and facility during the summer and the latter part of spring. The principal stars, when connected by imaginary lines, form a figure resembling that of an hour-glass. The figure from which the constellation takes its name is a mythological personage, celebrated as a giant and a hunter, who after his death was, according to Homer, elevated to the stars (Iliad, lib. xviii. 486; xxii. 29; Od.

Fig. 7.



HOW TO OBSERVE THE HEAVENS.

v. 274,) where he is represented as a giant, with a girdle or belt, a sword, a cloak of lion skin, and a club.

The stars marked α and γ in the figure, are in the shoulders, and those marked κ and β , in the feet. The three central stars, δ ϵ ζ , form the belt.

Manilius, quoted by Admiral Smyth, says of this constellation:—

“ Orion’s beams ! Orion’s beams !
His star-gemmed belt and shining blade,
His isles of light, his silvery streams,
And gloomy gulfs of mystic shade.”

No constellation, continues Admiral Smyth, was more noted among the ancients than this. As it occupies an extensive space in the heavens, this circumstance may have probably given Pindar his notion that Orion was of a monstrous size, and hence the “jugula” of Plautus, the “*Magni pars maxima cæli*,” of Manilius, and the “jebber” of the Arabians. When the rage for innovation was more prevalent than at present, it was proposed to invest this constellation with the figure and to confer upon it the name of Nelson; and in 1807, when Napoleon was in the meridian of his power, the University of Leipzig passed a resolution that the stars of the belt and sword should be erected into an independent constellation to be called Napoleon.




Fig. 3.—THE DIURNAL REVOLUTION OF THE CONSTELLATION OF THE LESSER BEAR.

HOW TO OBSERVE THE HEAVENS.

CHAPTER II.

27. Antiquity of the name of Orion.—28. Nebulæ in the constellation Orion.—29. General view of this region of the heavens.—30. Procyon and Sirius.—31. Aldebaran: the Hyades and the Pleiades.—32. The constellations of the zodiac.—33. Use of celestial maps.—34. Use of a celestial globe.—35. To find the place of an object in the heavens.

27. THE name of Orion is of high antiquity, occurring in the books of Job, Amos, Ezekiel, and Isaiah. Some commentators contend, however, that the personage figured in the constellation is no other than Nimrod. It was believed that when this constellation was in such a position as to precede the sun in rising, storms and rain ensued, and Orion is hence characterised by such epithets as "Imbrifer," (the bringer of rain;) "Nimbosus," (the cloudy;) and "Aquosus," (the watery). The Latin poets overflow

HOW TO OBSERVE THE HEAVENS.

with invectives against the *pluviosus et tristis* Orion; with Horace, he is the “*nautis infestus*,” with Propertius, the “*aquosus*,” and with Pliny, the “*horridus sideribus*.”

Two of the four principal stars, those marked α and β in the figure, are of the first magnitude, the former being generally called by the proper name, *Betelgeux*, and the latter, *Rigel*.

The three stars forming the belt are of the second magnitude, and have been popularly known by different names, such as “Jacob’s staff,” the “yard wand,” and the “three kings.”

28. The star marked θ in the figure, situate midway between the three stars of the belt and the two stars of the feet, proves to be a very remarkable object when submitted to examination with adequate telescopic power. It is not one, but five stars, combined in close juxta-position; and is moreover surrounded by one of the most remarkable nebulae in the firmament. These are points, however, which do not fall within the limits of this Tract, but to which we will return on another occasion.

29. To present to the student a collective view of the conspicuous stars and constellations which have been above described, we have given, in fig. 8, a view of a portion of the firmament within which they are included. If the student imagine himself directing his view to the heavens, with his face to the north, on any night about the middle of June, at or near the hour of midnight, he will see above him the stars and constellations indicated in the upper half of the figure; and, if he turn with his face to the south, he will see those included in the lower half. Immediately above his head, and close to the zenith, he will see the splendid star *Capella*; if he carry his eye from the pole star through *Capella*, towards the south, he will recognise at once the constellation of Orion, which we have just described. The centre star of the belt will be due south. The bright star *Betelgeux* will be to the right, and *Rigel* to the left of the meridian; that is, the former will be west and the latter east of the meridian. If he carry his eye in a direct line from the stars ϵ and δ of *Ursa major*, he will arrive at the bright star *Pollux* in the constellation *Gemini*, and beside it will see the still brighter star *Castor*, of the same constellation, the latter being of the first, and the former of the second, magnitude.

30. If the same line, directed from the stars of *Ursa major* through *Pollux*, be continued nearly in the same direction, it will arrive at *Procyon*, a star of the first magnitude in the constellation of *Canis minor*.

If an equilateral triangle be imagined to be formed upon the south side of the line joining *Procyon* with *Betelgeux*, its vertex will fall upon *Sirius*, a star of the first magnitude and the




Fig. 8.—GENERAL VIEW OF THE REGION AROUND THE STAR CAPELLA, INCLUDING THE CONSTELLATION ORION.

brightest in the firmament, being the principal star of the constellation of *Canis major*, and thence often called the *Dog Star*. Indeed, this star, from its extraordinary splendour, will be recognised at once by the eye, without the necessity of tracing its position by pointers.

31. If a line be imagined to be drawn from Sirius to the star γ , called *Bellatrix*, in the shoulder of Orion, and continued beyond that point to about half the distance between these stars, it will arrive at a conspicuous star of the first magnitude, called *Aldebaran*, in the constellation of Taurus. This star is placed in the southern eye of the bull, and the three stars of Orion's belt may be considered also as pointers to it.

The constellation of Taurus, of which Aldebaran is the principal star, is remarkable for two splendid clusters visible to the naked eye, and which, being known to the ancients, were called the Hyades and the Pleiades; the former group is in immediate juxtaposition with the eye of the bull, and the latter is in its neck. The mythological origin of these constellations is, as commonly given, as follows:—The Hyades were the daughters of Atlas and Pleione, whose brother Hyas being torn to pieces by a bull, they were overwhelmed with grief, and are said to have wept so incessantly, that the gods in compassion took them into heaven and placed them near the bull's eye, where they still continue to weep; and, accordingly, it was a popular superstition that when they rise immediately before the sun, wet weather ensues. Indeed, the name Hyades is derived immediately from a Greek word *ῥάδες*, (Hyades), which signifies the “rainers.”

The Pleiades, also daughters of Atlas and Pleione, and therefore sisters of the Hyades, were seven in number; six being visible and the seventh invisible. The seventh was called Sterope, and it was related that she became invisible because, while her sisters had all consorted themselves with gods, she alone yielded to Sisyphus, a mortal. According to other traditions, the seventh Pleiad was called Electra, and her disappearance was explained by her grief at the destruction of the house of Dardanus. The Pleiades are said to have destroyed themselves from grief at the death of their sisters the Hyades. They were afterwards placed among the stars, where they formed a cluster resembling a bunch of grapes, whence they were sometimes called *Βότρπς* (Botrus). The rising of these stars before the sun, like that of the Hyades, was considered to forebode rain.

If the line of the pointers drawn to the pole star be a little deflected to the left and continued onwards, it will arrive at a remarkable star of the first magnitude, shown in the figure, called α *Cygni*, being the principal star in the constellation of Cygnus.

THE ZODIACAL CONSTELLATIONS.

This star is sometimes called *Adrided*; it was called by the Arabians *Deneb*.

32. Every one is familiar with the fact that, in the course of a year, the sun appears to move round a great circle of the heavens called the *Ecliptic*, and in so doing passes through a series of constellations which lie in that route. The stars composing these are generally included within a zone extending to 10° or 12° on each side of the ecliptic. This zone is called the *Zodiac*, from the Greek word *Ζῳδιον* (*Zodion*), which signifies a small painted or carved figure of an animal, the zodiac being filled with a series of constellations, to which the names and forms of animals were given. The twelve well-known zodiacal constellations are:—

	Sign.		Sign.
1. Aries (the ram) . . .	♈	7. Libra (the balance) . . .	♎
2. Taurus (the bull) . . .	♉	8. Scorpio (the scorpion) . . .	♏
3. Gemini (the twins) . . .	♊	9. Sagittarius (the archer) . . .	♐
4. Cancer (the crab) . . .	♋	10. Capricornus (the goat) . . .	♑
5. Leo (the lion) . . .	♌	11. Aquarius (the waterman) . . .	♒
6. Virgo (the virgin) . . .	♍	12. Pisces (the fishes) . . .	♓

The signs here annexed to the names are abridged means of expressing not the constellations, but the successive divisions of the ecliptic to which the constellation corresponded at the time they received their names. It must here be explained, that by a peculiar change which has taken place in the annual path of the sun through the heavens, that luminary does not now follow precisely the same course which it followed in remote ages. The position of the sun on the day of the equinox is subject to a small change from year to year, which, though insignificant in short intervals of time, becomes very considerable when it accumulates for ages. Thus, when the constellations of the zodiac received their names, the sun entered the constellation Aries on the day of the spring equinox; but, owing to the cause just explained, the moment at which it entered that constellation became from year to year later and later, until, after the lapse of many centuries, it did not enter Aries till a month after the day of the equinox. During the first month after the equinox the sun is therefore at present in the constellation of Pisces, and not in that of Aries.

As there were twelve zodiacal constellations, the ecliptic in which the sun revolves was divided into twelve equal arcs of 30° each, which were called *signs*, the first 30° commencing from its position on the day of the equinox, was called the sign *Aries*, the second *Taurus*, and so on. And although, owing to the change of position of the ecliptic already indicated, the positions of the constellations from which these signs have taken their names have changed so that, in fact, the constellation Pisces is

HOW TO OBSERVE THE HEAVENS.

found in the first sign, and Aries in the second, and so on; the signs have, nevertheless, retained their names.

It is therefore important that the astronomical amateur should not confound the name of the *sign* with the name of the constellation. The *sign* Aries is the first 30° of the ecliptic, while the *constellation* Aries is a group of stars, at present situate between the 30th degree and 60th degree of the ecliptic.

The ancients recognised, besides the twelve zodiacal constellations, twenty-one constellations in the northern, and fifteen in the southern hemisphere. The progress of stellar discovery has, however, augmented considerably these somewhat arbitrary groups of stars, and the number of constellations now recognised amounts to 117, of which 62 are in the northern hemisphere.

33. From all that has been explained above, the student will be able to appreciate the benefit to be derived from having in his possession a collection of celestial maps. Many such have been published, among which may be mentioned more particularly those prepared under the superintendence of the Society for the Diffusion of Useful Knowledge. I have found, however, one of the most convenient for general purposes, "The Guide to the Stars." * In the maps there given, will be found indications of the most useful applications of the method of pointing.

34. A celestial globe may be defined to be a working model of the heavens. It is mounted like a common terrestrial globe. The visible hemisphere is bounded by the horizontal circle in which the globe rests. The brass circle at right angles to this, is the celestial meridian. The constellations, with outlines of the imaginary figures from which they take their names, are delineated upon it.

The globe will serve, not merely as an instrument of instruction, but will prove a ready and convenient aid to the amateur in astronomy, superseding the necessity of many calculations which are often discouraging and repulsive, however simple and easy they may be to those who are accustomed to such inquiries. Most of the almanacs contain tables of the principal astronomical phenomena, of the places of the sun and moon, and of the principal planets as well as the times when the most conspicuous stars are on the meridian after sunset. These data, together with a judicious use of the globe and a tolerable telescope, will enable any person to extend his acquaintance with astronomy, and even to become a useful contributor to the common stock of information which is now so fast increasing by the zeal and ability of private observers in so many quarters of the globe.

* Twelve Planispheres, forming a Guide to the Stars for every Night in the Year, with an Introduction.—Taylor and Walton, London.

USE OF THE CELESTIAL GLOBES.

To prepare the globe for use, let small marks (bits of paper gummed on will answer the purpose) be placed upon it, to indicate the positions of the sun, moon, and planets, at the time of observing the heavens. The place of the sun on the ecliptic is usually marked on the globe itself. If not, its right ascension (that is, its distance from the vernal equinoxial point, measured on the celestial equator), and its declination (that is, its distance north or south of the equator), are given in the almanac, for every day. The moon's right ascension and declination are likewise given.

35. *To find the place of an object on the globe when its right ascension and declination are known.*—Find the point on the equator where the given right ascension is marked. Turn the globe on its axis till this point be brought under the meridian. Then count off an arc of the meridian (north or south of the equator, according as the declination is given) of a length equal to the given declination, and the point of the globe immediately under the point of the meridian thus found, will be the place of the object. By this rule, the position on the globe of any object of which the right ascension and declination are known, may be immediately found, and a corresponding mark put upon it.

To adjust the globe so as to use it as a guide to the position of objects on the heavens, and as a means of identifying the stars and learning their names, let the lower clamping-screw of the meridian be loosened, and let the north pole of the globe be elevated by moving the brass meridian until the arc of this meridian between the pole and the horizon be equal to the latitude of the place of observation. Let the clamping-screw be then tightened, so as to maintain the meridian in this position. Let the globe be then so placed that the brass meridian shall be directed due north and south, the pole being turned to the north. This being done, the globe will correspond with the heavens so far as relates to the poles, the meridian, and the points of the horizon.

To ascertain the aspect of the firmament at any hour of the night, it is now only necessary to turn the globe upon its axis until the mark indicating the place of the sun shall be under the horizon in the same position as the sun itself actually is at the hour in question. To effect this, let the globe be turned until the mark indicating the position of the sun is brought under the meridian. Observe the hour marked on the point of the equator which is then under the meridian. Add to this hour the hour at which the observation is about to be taken, and turn the globe until the point of the equator on which is marked the hour resulting from this addition is brought under the meridian. The position of the globe will then correspond with that of the firmament. Every object on


HOW TO OBSERVE THE HEAVENS.

the one will correspond in its position with its representative mark or symbol on the other. If we imagine a line drawn from the centre of the globe through the mark upon its surface indicating any star, such a line, if continued outside the surface toward the heavens, would be directed to the star itself.

For example, suppose that when the mark of the sun is brought under the meridian, the hour 5h. 40m. is found to be on the equator at the meridian, and it is required to find the aspect of the heavens at half-past ten o'clock in the evening.

	H.	M.
To	5	40
Add	10	30
	—	—
	16	10

Let the globe be turned until 16h. 10m. is brought under the meridian, and the aspect given by it will be that of the heavens.



Figs. 2, 3, 4.

THE STELLAR UNIVERSE.



CHAPTER I.

1. Retrospect of the solar system.— 2. Inquiries beyond its limits.— 3. This system surrounded by an extensive void.— 4. This proved by the absence of external perturbations.— 5. And by comets, which are feelers of the system.— 6. Where then is the vast multitude of stars which appear in the firmament?— 7. Absence of apparent parallax.— 8. Illustration of the effects of parallax.— 9. Its apparent absence favoured the Ptolemaic system.— 10. Effects of parallax explained.— 11. Parallax of the planets visible.

1. IN former parts of this series, we have taken a survey of the group of globes which, in company with the earth, revolve round the sun; have reviewed their motions, compared their magnitudes and distances, and explained the numerous analogies having the force of a moral demonstration which prove that they are inhabited worlds, playing in the economy of the universe parts in all respects similar to that of the earth. Passing successively from planet to planet, we have been oppressed by the stupendous dimensions presented to our contemplation. We have seen Jupiter—a globe fourteen hundred times the bulk of the earth—revolving at a distance of five hundred millions of miles from the sun, attended by his four moons:—the Saturnian system, with its globe, a thousand times more voluminous than that of the earth, its vast rings whirling round it, concentrically with each other and with the planet, and shining upon either hemisphere, having the appearance of a

THE STELLAR UNIVERSE.

broad silver zone, and its seven moons. We have seen this complex system, sweeping round the sun in a vast orbit, at a distance of a thousand millions of miles, yet preserving such order in its movements that no one member of it overtakes or is overtaken by another,—the planet having a year thirty times the length of ours, diversified by similar seasons, having variations of temperature within limits equal to those of the earth, but varied by seven different kinds of months. Passing to still more remote distances, we encountered Uranus, attended by moons, the number of which has not been ascertained, and probably furnished with other illuminating apparatus, the discovery of which is reserved for future observers. Revolving at eighteen hundred and twenty millions of miles from the sun, we have shown that this planet has a year eighty-four times the length of ours, diversified no doubt by similar seasons, and that, by reason of its enormous distance, the sun appears to its inhabitants as a disc whose diameter is nineteen times less than that which it presents to us.

In fine, having arrived at the extreme limits of the system, we found the planet Neptune, revolving at the distance of two thousand eight hundred and fifty millions of miles from the sun, having a year a hundred and sixty-four times longer than ours. Thus, the seasons of this planet have each forty-one years' duration. By reason of its distance, the apparent diameter of the sun, as seen by its inhabitants, is thirty times less than that which it presents to us; so that the sun appears to them with the same magnitude as that which the planet Venus presents to us when seen under the most favourable aspect.

Thus it appears that the solar system, of which our earth is an individual member, is included within a circle something less than six thousand millions of miles in diameter; and the space within this circle has been surveyed with the most marvellous precision by astronomical observers.

2. This region, however, vast as it is, forms but a small portion of that part of the material universe to which scientific inquiry and research have been extended. The inquisitive spirit of man has not rested content within such limits. Taking its stand at the extremities of the system, and throwing its searching glance towards the interminable realms of space which extend beyond them, it still asks—What lies there? Has the Infinite circumscribed the exercise of his creative power within these precincts—and has He left the unfathomable depths of space that stretch beyond them a wide solitude? Has He whose dwelling is immensity, and whose presence is everywhere and eternal, remained inactive throughout regions compared with which the solar system shrinks into a point?

SPACE ROUND THE SOLAR SYSTEM.

Even though scientific research should have left us without definite information on these questions, the light which has been shed on the Divine character, as well by reason as by revelation, would have filled us with the assurance that there is no part of space, however remote, which must not teem with evidences of exalted power, inexhaustible wisdom, and untiring goodness.

But science has not so deserted us. It has, on the contrary, supplied us with much interesting information respecting regions of the universe, the extent of which is so great that even the whole dimensions of the solar system supply no modulus sufficiently great to enable us to express their magnitude.

It will not then be unprofitable or unpleasing on the present occasion to extend our inquiries into those realms of space, which stretch beyond the limits of our system, and to inquire into the condition of the physical creation there.

3. We are furnished with a variety of evidence, establishing incontestably the fact, that around the solar system, to a vast distance on every side, there exists an unoccupied space; that the solar system stands alone in the midst of a vast solitude. It has been shown that the mutual gravitation of bodies placed in the neighbourhood of each other is betrayed by its effects upon their motions. If, therefore, there exist beyond the limits of the solar system, and within a distance not so great as to render the attraction of gravitation imperceptible, any mass of matter, such as another sun like our own, such a mass would undoubtedly exercise a disturbing force upon the various bodies of the system. It would cause each of them to move in a manner different from that in which it would have moved if no such body existed.

4. Thus it appears that, even though a mass of matter in our neighbourhood should escape direct observation, its presence would be inevitably betrayed by the effects which its gravitation would produce upon the planets. No such effects, however, are discoverable. The planets move as they would move if the solar system were independent of any external disturbing attraction. These motions are such, and such only, as can be accounted for by the attraction of the sun and the reciprocal attraction of the other bodies of the system. The inference from this is, that there does not exist any mass of matter in the neighbourhood of the solar system within any distance which permits such a mass to exercise upon it any discoverable disturbing influence; and that if any body analogous to our sun exists in the universe, it must be placed at a distance so great, that the whole magnitude of our system will shrink into a point, compared with it.

5. But we have other indications of this condition of things.

THE STELLAR UNIVERSE.

The solar system is supplied with *feelers*, which it is enabled to throw out into the regions surrounding it to vast distances, and these are endowed with the highest conceivable susceptibility, which would cause them to betray to us the presence in these regions even of masses of matter of very limited dimensions. These feelers are the COMETS, and in particular one called Halley's comet. This body emerges periodically, and makes an excursion into the surrounding regions to a distance of little less than one thousand millions of miles beyond the limits of our system, and returns at regular intervals to the sun. It is a body of extreme levity and tenuity compared even with the smallest planetary masses; it is, therefore, eminently susceptible of the effects of gravitation proceeding from a body external to it.

We shall show, on another occasion, that when this body, once in seventy-five years, departs from our system to make its vast excursion through distant regions of space, the eye of science pursues it along its path, watches its movements, and follows its course. That course is calculated upon the supposition that it is subject to no attraction through the entire range of its orbit except those of the sun and planets, and the calculations of its return are thus made. The time and the place of each of its successive returns have been foretold; and we have found that they have corresponded faithfully with such predictions. It is certain, then, that in its range through space this body has not passed in the neighbourhood of any mass of matter capable of exercising an observable attraction upon it. In fact, it moves exactly as it would move if no material object existed in the creation save those of the solar system itself. It follows, therefore, that all other objects must be too distant from our system to produce any discoverable attraction even on so light a body as this.

6. Yet when, on any clear night, we contemplate the firmament, and behold the countless multitude of objects that sparkle upon it, remembering what a comparatively small number are comprised among those of the solar system, and even of these how few are visible at any one time, we are naturally impelled to the inquiry, Where in the universe are these vast numbers of objects placed?

Very little reflection and reasoning, applied to the consideration of our own position and to the appearance of the heavens, will convince us that the objects that chiefly appear on the firmament must be at almost immeasurable distances. The earth in its annual course round the sun moves in a circle, the diameter of which is about two hundred millions of miles. We, who observe the heavens, are transported upon it round that vast circle. The station from which we observe the universe at one period of the

EFFECTS OF PARALLAX IN GENERAL.

year is, then, two hundred millions of miles from the station from which we view it at another.

7. Now it is a fact, within the familiar experience of every one, that the relative position of objects will depend upon the point from which they are viewed. If we stand upon the bank of a river, along the margin of which a multitude of ships are stationed, and view the masts of the vessels, they will have among each other a certain relative arrangement. If we change our position, however, through the space of a few hundred yards, the relative position of these masts will not be the same as before. Two which before lay in line will now be seen separate; and two which before were separated are now brought into line. Two, one of which was to the right of the other, are now reversed; that which was to the right, is at the left, and *vice versa*; nor are these changes produced by any change of position of the ships themselves, for they are moored in stationary positions. The changes of appearance are the result of *our own change of position*; and the greater that change of position is, the greater will be the relative change of these appearances. Let us suppose, however, that we are moved to a much greater distance from the shipping; any change in our position will produce much less effect upon the relative position of the masts; perhaps it will require a very considerable change to produce a perceivable effect upon them. In fine, in proportion as our distance from the masts is increased, so in proportion will it require a greater change in our own position to produce the same apparent change in their position.

8. Thus it is with all visible objects. When a multitude of stationary objects are viewed from a distance, their relative position will depend upon the position of the observer; and if the station of the observer be changed, a change in the relative position of the objects must be expected; and if no perceptible change is produced, it must be inferred that the distance of the objects is incomparably greater than the change of position of the observer.

Let us now apply these reflections to the case of the earth and the stars. The stars are analogous to the masts of the ships, and the earth is the station on which the observer is placed. It might have been expected that the magnitude of the globe, being eight thousand miles in diameter, would produce a change of position of the observer sufficient to cause a change in the relative position of the stars, but we find that such is not the case. The stars, viewed from opposite sides of the globe, present exactly the same appearance; we must, therefore, infer that the diameter of the earth is absolutely nothing compared to their distance.

THE STELLAR UNIVERSE.

But the astronomer has still a much larger modulus to fall back upon. He reflects, as has been already observed, that he is enabled to view the stars from two stations separated from each other, not by eight thousand miles, the diameter of the earth, but by two hundred millions of miles, that of the earth's orbit. He, therefore, views the heavens on the 1st of January, and views them again on the 1st of July, the earth having in the meanwhile passed to the opposite side of its orbit, yet he finds, to his amazement, that the aspect is the same. He thinks that this cannot be—that so great a change of position in himself cannot fail to make some change in the apparent position of the stars;—that, although their general aspect is the same, yet when submitted to exact examination a change must assuredly be detected. He accordingly resorts to the use of instruments of observation capable of measuring the relative positions of the stars with the last conceivable precision, and he is more than ever confounded by the fact that still no discoverable change of position is found.

9. For a long period of time this result seemed inexplicable, and accordingly it formed the greatest difficulty with astronomers, in admitting the annual motion of the earth. The alternative offered was this; it was necessary, either to fall back upon the Ptolemaic system, in which the earth was stationary, or to suppose that the immense change of position of the earth in the course of half a year, could produce no discoverable change of appearance in the stars; a fact which involves the inference, that the diameter of the earth's orbit must be a mere point compared with the distance of the nearest stars. Such an idea appeared so inadmissible that for a long period of time many preferred to embrace the Ptolemaic hypothesis, beset as it was with difficulties and contradictions.

Improved means of instrumental observation and micrometrical measurement, united with the zeal and skill of observers, have at length surmounted these difficulties; and the parallax, small indeed but still capable of measurement, of several stars has been ascertained.

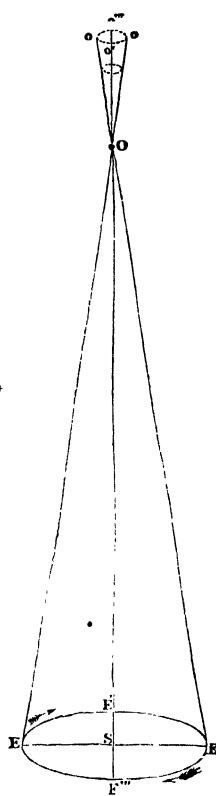
10. To render these results, and the processes by which they have been attained, intelligible, we shall here explain the general effects of annual parallax.

Since the earth moves annually round the sun, as a stationary centre in a circle whose diameter must have the vast magnitude of two hundred millions of miles, all observers placed upon the earth, seeing distant objects from points of view so extremely distant one from the other as are opposite extremities of the same diameter of such a circle, must necessarily, as might be supposed, see these objects in very different directions.

PARALLAX OF STARS.

To comprehend the effect which might be expected to be produced upon the apparent place of a distant object by such a motion, let $E E' E'' E'''$, fig. 1, represent the earth's annual course round the sun as seen in perspective, and let o be any distant object visible from the earth. The extremity E of the line $E o$, which is the visual direction of the object, being carried with the earth round the circle $E E' E'' E'''$, will annually describe a cone of which the base is the path of the earth, and the vertex is the place of the object o . While the earth moves round the circle $E E'$, the line of visual direction would therefore have a corresponding motion, and the apparent place of the object would be successively changed with the change of direction of this line. If the object be imagined to be projected by the eye upon the firmament, it would trace upon it a path $o' o'' o'''$, which would be circular or elliptical, according to the direction of the object. When the earth is at E , the object would be seen at o ; and when the earth is at E'' , it would be seen at o'' . The extent of this apparent displacement of the object would be measured by the angle $E o E''$, which the diameter $E E''$ of the earth's path or orbit would subtend at the object o .

Fig. 1.



It has been stated that, in general, the apparent displacement of a distant visible object produced by any change in the station from which it is viewed is called **PARALLAX**. That which is produced by the change of position due to the diurnal motion of the earth being called **DIURNAL PARALLAX**, the corresponding displacement due to the annual motion of the earth is called the **ANNUAL PARALLAX**.

The greatest amount, therefore, of the annual parallax for any proposed object is the angle which the semidiameter of the earth's orbit subtends at such object, as the greatest amount of the diurnal parallax is the angle which the semidiameter of the earth itself subtends at the object.

THE STELLAR UNIVERSE.

Now, as the most satisfactory evidence of the annual motion of the earth would be the discovery of this displacement, and successive changes of apparent position of all objects on the firmament consequent on such motion, the absence of any such phenomenon must be admitted to constitute, *primâ facie*, a formidable argument against the earth's motion.

11. The effects of annual parallax are observable, and indeed are of considerable amount, in the case of all the bodies composing the solar system. The apparent annual motion of the sun is altogether due to parallax. The apparent motions of the planets and other bodies composing the solar system are the effects of parallax, combined with the real motions of these various bodies.

Until the annual motion of the earth was admitted, these effects of annual parallax on the apparent motions of the solar system were ascribed to a very complicated system of real motions of these bodies, of which the earth was assumed to be the stationary centre, the sun revolving round it, while at the same time the planets severally revolved round the sun as a moveable centre. This hypothesis, proposed originally by Apollonius of Perga, a Grecian astronomer, some centuries before the birth of Christ, received the name of the **PTOLEMAIC SYSTEM**, having been developed and explained by **PTOLEMY**, an Egyptian astronomer who flourished in the second century, and whose work, entitled "*Syntaxis*," obtained great celebrity, and for many centuries continued to be received as the standard of astronomical science.

Although Pythagoras had thrown out the idea that the annual motion of the sun was merely apparent, and that it arose from a real motion of the earth, the natural repugnancy of the human mind to admit a supposition so contrary to received notions prevented this happy anticipation of future and remote discovery from receiving the attention it merited; and Aristotle, less sagacious than Pythagoras, lent the great weight of his authority to the contrary hypothesis, which was accordingly adopted universally by the learned world, and continued to prevail, until it was overturned in the middle of the sixteenth century by the celebrated Copernicus, who revived the Pythagorean hypothesis of the stability of the sun and the motion of the earth.

The hypothesis proposed by him in a work entitled "*De Revolutionibus Orbium Cœlestium*," published in 1543, at the moment of his death, is that since known as the **COPERNICAN SYSTEM**, and, being now established upon evidence sufficiently demonstrative to divest it of its hypothetical character, is admitted as the exposition of the actual movements by which that part of the universe called the solar system is affected.

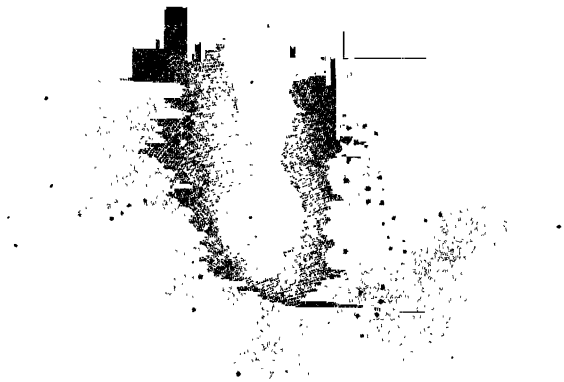


Fig. 62.—TELESCOPIC VIEW OF PART OF THE GREAT NEBULA IN THE CONSTELLATION OF ARGO.

THE STELLAR UNIVERSE.

CHAPTER II.

12. Absence of parallax obstructed the acceptance of the Copernican system.—
13. Immense distance of stars inferred from its minuteness or absence.—
14. Its greatest possible magnitude.—15. Distances of stars inferred.—
16. Use of the motion of light as a modulus of this distance.—17. Methods of ascertaining the parallax.—18. Parallax of α Centauri.—
19. Parallax of nine principal stars.—20. The vacuum surrounding the solar system necessary to cosmical order.—21. Classification of stars by magnitude arbitrary.—22. Fractional magnitudes.—23. Number of stars of each magnitude.—24. Total number of stars in the firmament.—25. Varieties of magnitude chiefly caused by difference of distance.—26. Stars as distant from each other as from the sun.—27. Telescopes do not magnify them.—28. Absence of a disc proved by their occultations.—29. Meaning of the term magnitude as applied to the stars.—30. Why the stars may be considered imperceptible by their distance.—31. Real magnitudes of the stars.—32. Application of photometers or astrometers.—33. Comparison of the sun's light with that of a star.—34. Relative real magnitudes of the sun and a star estimated.—35. Comparative magnitude of the sun and the dog-star.—36. Vast use of the telescope in stellar observations.—37. Its power to increase the apparent splendour of a star explained.

12. THE greatest difficulty against which the Copernican system has had to struggle, even among the most enlightened of its oppo-

THE STELLAR UNIVERSE.

nents, has been the absence of all apparent effects of parallax among the fixed stars, those objects which are scattered in such countless numbers over every part of the firmament. From what has been explained, it will be perceived that, supposing these bodies to be, as they evidently must be, placed at vast distances outside the limits of the solar system, and in every imaginable direction around it, the effects of annual parallax would be to give to each of them an apparent annual motion in a circle or ellipse, according to their direction in relation to the position of the earth in its orbit, the ellipse varying in its eccentricity with this position, and the diameter of the circle or major axis of the ellipse being determined by the angle which the diameter EE' (fig. 1) of the earth's orbit subtends at the star, which will be less the greater the distance of the star, and *vice versa*. The apparent position of the star in this circle or ellipse would be evidently always in the plane passing through the star and the line joining the sun and earth.

13. Since then, with a few exceptions, which will be noticed hereafter, no traces of the effects of annual parallax have been discovered among the innumerable fixed stars by which the solar system is surrounded; and since, nevertheless, the annual motion of the earth in its orbit rests upon a body of evidence, and is supported by arguments which must be regarded as conclusive, the absence of parallax can only be ascribed to the fact, that the stars generally are placed at distances from the solar system, compared with which the orbit of the earth shrinks into a point; and, therefore, that the motion of an observer round this orbit, vast as it may seem compared with all our familiar standards of magnitude, produces no more apparent displacement of a fixed star, than the motion of an animalcule round a grain of mustard-seed would produce upon the apparent direction of the moon or sun.

The visual ray by which a star is seen, and which is its apparent direction, is carried by the annual motion of the earth round the surface of a cone, of which the earth's orbit is the base, and of which the star is the apex. The line drawn from the centre of the earth's orbit to the star, is the axis of this cone; and, consequently, the parallax of the star is the angle under the latter line, and the visual ray by the motion of which the surface of the cone is formed.

The same optical effect would be produced by transferring the orbital motion of the earth to the star, the observer being supposed to be stationary, and placed at the centre of the earth's orbit; and this supposition will render all the parallactic phenomena much more easily comprehended. Let the star, then, be imagined to move in a circle equal and parallel to the

ANNUAL PARALLAX.

earth's orbit, the centre of the circle being the true place of the star. The place of the star in this circle of parallax must always be diametrically opposite to the corresponding place of the earth in its orbit. The star so moving would suffer exactly the same apparent displacement as it would appear to suffer if it were, as it is, at rest in its true place, the earth moving in its proper orbit round the sun.

14. It might be supposed, that where the character and laws of the phenomena are so clearly understood, the discovery of their existence could present no great difficulty. Nevertheless, nothing in the whole range of astronomical research has more baffled the efforts of observers than this question of the parallax. This has arisen altogether from the extreme minuteness of its magnitude. It is quite certain that the parallax does not amount to so much as 1" in the case of any of the numerous stars which have been as yet submitted to the course of observation which is necessary to discover the parallax. Now, since in the determination of the exact uranographical position of a star there are a multitude of disturbing effects to be taken into account and eliminated, such as precession, nutation, aberration, refraction, and others, besides the proper motion of the star, which will be explained hereafter; and since, besides the errors of observation, the quantities of these are subject to more or less uncertainty, it will astonish no one to be told that they may entail, upon the final result of the calculation, an error of 1"; and, if they do, it is vain to expect to discover such a residual phenomenon as parallax, the entire amount of which is less than 1".

15. If in any case the parallax could be determined, the distance of the stars could be immediately inferred. For, if this value of the parallax be expressed in seconds, or in decimals of a second, and if R denote the semidiameter of the earth's orbit, D the distance of the star, and P the parallax, we shall have

$$D = R \times \frac{206265}{P}.$$

If, therefore, $P = 1''$, the distance of the star would be 206265 times the distance of the sun, and since it may be considered satisfactorily proved, that no star which has ever yet been brought under observation has a parallax greater than this, it may be affirmed that the nearest star in the universe to the solar system is at a distance, *at least*, 206265 times greater than that of the sun.

Let us consider more attentively the import of this conclusion. The distance of the sun, expressed in round numbers (which are sufficient for our present purpose), is 95 millions of miles. If this be multiplied by 206265, we shall obtain,—not indeed the

THE STELLAR UNIVERSE.

distance of the nearest of the fixed stars,—but the *minor limit* of that distance, that is to say, a distance within which the star cannot lie. This limit, expressed in miles, is

$$D = 206265 \times 95,000000 = 19,595175,000000 \text{ miles,}$$

or nearly *twenty billions of miles*.

16. In the contemplation of such numbers the imagination is lost, and no other clear conception remains, except of the mere arithmetical expression of the result of the computation. Astronomers themselves, accustomed as they are to deal with stupendous numbers, are compelled to seek for units of proportionate magnitude to bring the arithmetical expression of the quantities within moderate limits. The motion of light supplies one of the most convenient moduli for this purpose, and has, by common consent, been adopted as the unit in all computations whose object is to gauge the universe. It is known that light moves at the rate of 192000 miles per second. If, then, the distance D above computed be divided by 192000, the quotient will be the time, expressed in seconds, which light takes to move over that distance. But since even this will be an unwieldy number, it may be reduced to minutes, hours, days, or even to years.

In this manner we find that, if any star have a parallax of 1", it must be at such a distance from our system, that light would take 3·234 years, or three years and eighty-five days, to come from it to the earth.

If the space through which light moves in a year be taken, therefore, as the unit of stellar distance, and p be the parallax expressed in seconds, or decimals of a second, we shall have

$$D = \frac{3 \cdot 234}{p}.$$

17. It will easily be imagined that astronomers have diligently directed their observations to the discovery of some change of apparent position, however small, produced upon the stars by the earth's motion. As the stars most likely to be affected by the motion of the earth are those which are nearest to the system, and therefore probably those which are brightest and largest, it has been to such chiefly that this kind of observation has been directed; and since it was certain that, if any observable effect be produced by the earth's motion at all, it must be extremely small, the nicest and most delicate means of observation were those alone from which the discovery could be expected.

One of the earlier expedients adopted for the solution of this problem, was the erection of a telescope, of great length and power, in a position permanently fixed, attached, for example, to

DISTANCE COMPUTED BY PARALLAX.

the side of a pier of solid masonry, erected upon a foundation of rock. This instrument was screwed into such a position that particular stars, as they crossed the meridian, would necessarily pass within its field of view. Micrometric wires were, in the usual manner, placed in its eye-piece, so that the exact point at which the stars passed the meridian each night, could be observed and recorded with the greatest precision. The instrument being thus fixed and immovable, the transits of the stars were noted each night, and the exact places where they passed the meridian recorded. This kind of observation was carried on through the year; and if the earth's change of position, by reason of its annual motion, should produce any effect upon the apparent position of the stars, it was anticipated that such effect would be discovered by these means. After, however, making all allowance for the usual causes which affect the apparent position of the stars, no change of position was discovered which could be assigned to the earth's motion.

18. Notwithstanding the numerous difficulties which beset the solution of this problem, by means of observations made with the ordinary instruments, Professor Henderson, during his residence, as astronomer at the Royal Observatory, at the Cape of Good Hope, succeeded in making a series of observations upon the star designated α in the constellation of the Centaur, which, being afterwards submitted by him to the proper reductions, gave a parallax of $1''$. Subsequent observations made by his successor, Mr. Maclear, at the same observatory, partly with the same instrument, and partly with an improved and more efficient one of the same class, have fully confirmed this result, giving 0.9128 , or $\frac{11}{12}$ ths of a second as the parallax.

It is worthy of remark, that this conclusion of Messrs. Henderson and Maclear is confirmed in a remarkable manner by the fact, that like observations and computations, applied to other stars in the vicinity of α Centauri, and therefore subject to like annual causes of apparent displacement, such as the mean annual variation of temperature, gave no similar result, showing thus that the displacement found in the case of α Centauri could only be ascribed to parallax.

Since the limits of error of this species of observation affecting the final result cannot exceed the tenth of a second, it may then be assumed as proved, that the parallax of α Centauri is $1''$, and, consequently, that its distance from the solar system is such that light must take 3.234 years to move over it.

19. Notwithstanding the great multitude of stars to which instruments of observation of unlooked-for perfection, in the hands of the most able and zealous observers, have been directed, the results of all such labours have hitherto been rather negative than positive. The means of observation have been so perfect, and their

THE STELLAR UNIVERSE.

application so extensive, that it may be considered as proved by the absence of all measurable displacement consequent upon the orbital motion of the earth, that, a very few individual stars excepted, the vast multitude of bodies which compose the universe, and which are nightly seen glittering in the firmament, are at distances from the solar system greater than that which would produce an apparent displacement amounting to the tenth of a second. This limit of distance is therefore, ten parallaxic units, or about two million times the space between the earth and sun.

Within this limit, or very little beyond it, nine stars have been found to be placed, the nearest of which is that already mentioned, of which Professor Henderson discovered the parallax. Those of the others are due to the observations of Messrs. Bessel, Struve, and Peters. In the following table the parallaxes of these stars are given, with their corresponding distances, expressed in parallaxic units, and also in the larger unit presented by the distance through which light moves in a year.

The parallax of the first seven of these stars may be considered as having been ascertained with tolerable certainty and precision. The very small amount of that of the last two is such as to render it more doubtful. What is certain, however, in relation to these is, that the actual amount of their parallax is less than the tenth of a second.

TABLE.

Nine stars, with their ascertained parallax and corresponding distances.

Star.	Parallax.	Distance		Observer.
		Sun's dist.=1.	Annual motion of light=1.	
α Centauri . . .	0.913"	225920	3.54217	Henderson.
61 Cygni	0.348	592715	9.29310	Bessel.
α Lyrae	0.261	790287	12.39080	Struve.
Sirius	0.230	896804	14.06087	Henderson.
1830 Groombridge	0.226	912677	14.30973	Peters.
ι Urse	0.133	1550864	24.31579	Peters.
Arcturus	0.127	1624134	25.46456	Peters.
Polaris	0.067	3078582	48.26866	Peters.
Capella	0.046	4484021	70.30435	Peters.

PARALLAX OF NINE STARS.

It appears, then, that of the vast multitudes of stars to which the labours of observers have been directed, there are not more than nine which are near enough to our system to be sensibly affected in their apparent directions by the orbital motion of the earth; and that the greatest change produced in the direction of any of these, when seen from opposite sides of the earth's orbit, does not amount to quite so much as one second; while, for those least affected, it does not amount to so much as the tenth of a second; and the necessary inference is, that the nearest of the stars which are scattered in such countless numbers over the heavens, is at a distance over which light would take three years and a-half to pass, moving during that interval through two hundred thousand miles in each second of time.

20. The solar system is, consequently, surrounded in every direction, above, below, and on every side, by a vast abyss, in which no masses of matter, bearing any analogy to the sun or planets, are found; and, indeed, the physical necessity of such a surrounding vacuum will be evident, when it is considered that the proximity of any such masses to the solar system would, by reason of their disturbing forces, throw that system into utter confusion; that it would derange the succession and limits of seasons for all the worlds composing it; would expose them to extremes of temperature incompatible with organised life; and would, ere long, bring them into destructive and fatal collision with each other, or with the masses in their neighbourhood.

We see, therefore, that if Omnipotence has withdrawn the exertion of its creative power from the realms of space which immediately surround us, it has not done so without good and beneficent reasons, and that there is as much to admire in the absence of such manifestation of power in these regions, as in its presence elsewhere.

21. The most inattentive observer of the heavens will be struck with the fact, that the multitude of stars which are presented to his view vary extremely in splendour. Some few might be imagined to shed a perceptible light, and are truly magnificent objects, even when viewed only by the naked eye; while others are so minute and faint, as to be barely perceptible. Between these extremes there are infinite gradations; and astronomers, in adopting a classification, encounter the same difficulty as is presented in every other case in which, for the purposes of science, natural objects are required to be distributed in a limited number of distinct groups. Nature has, in all cases, created them as individuals, distinguished one from another by infinitely minute and faint gradations and characters, while our limited faculties compel us to contemplate them, and reason upon them, as though

they existed in distinct classes. Such classification must, therefore, be to a great extent arbitrary, the individuals placed at the bottom of one class being just as well entitled to a place at the top of the next.

Astronomers, accordingly, in the classification of the visible stars, in the order of their relative splendour, have encountered a like difficulty. The ancient astronomers, by common consent, distributed all the stars visible to the naked eye into six orders of what they called magnitude. The most splendid stars were said to be stars of the first magnitude: the next in the order of splendour, of the second magnitude; and so on to the sixth, which included the stars barely perceptible with the naked eye. As may be expected, from what has been stated, much difference between astronomer and astronomer arose in settling this classification. It necessarily occurred, that numerous stars had such brightness as would equally entitle them to be placed at the foot of the stars of the first magnitude, or at the head of those of the second magnitude. A still greater number raised a like question as to their title to a place in the classes of the second and third magnitude, and so on. Notwithstanding these vague and uncertain conditions, the ancient classification has still maintained its place, and has been accepted by modern astronomers as the least inconvenient in principle, and, as will presently appear, they have even extended the principle, defective as it is, to the far more numerous classes of stars which the telescope has rendered visible.

22. An expedient has occasionally been adopted by observers aiming at more than usual precision to distinguish stars whose brightness renders it doubtful to which of two succeeding magnitudes they ought to be assigned, consisting of a fraction annexed to the number which designates the higher of the two orders. Thus, for example, a star whose brightness appears to give it equal titles to be placed at the foot of those of the second, or the head of those of the third magnitude, is designated as a star of the $2\frac{1}{2}$ magnitude.

Modern observers have also extended the ancient classification to seven orders of magnitude; dividing the ancient stars of the sixth magnitude into two, designated the sixth and the seventh magnitudes; so that, according to the classification received at present, the most minute stars visible to the naked eye, under the most favourable atmospheric conditions at midnight, when all interference of solar light is removed, are classed as stars of the seventh magnitude.

We must here, however, observe, that we fall again into the difficulties arising from arbitrary classification, since certain stars are visible to some eyes, which, at the same time and place, are

MAGNITUDES OF STARS.

invisible to others without telescopic aid. Strictly speaking, therefore, stars of the seventh magnitude may be considered as holding an intermediate and doubtful place between those which can and those which cannot be seen by the naked eye.

Having thus explained generally the classification of stars according to their relative apparent splendour, we are now to state the total number of each class scattered over the entire firmament.

23. According to the most accredited catalogue, that of Argelander, the total number of stars from the first to the sixth magnitude inclusive, observed in the northern hemisphere, has been as follows :—

1st Magnitude	9
2nd ditto	34
3rd ditto	96
4th ditto	214
5th ditto	550
6th ditto	1439
Total number		2342

24. Owing to the absence of an equal number of observers in southern latitudes, that hemisphere has not been so accurately surveyed ; but it has been ascertained, that it contains 914 stars, from the first to the sixth magnitude inclusive, within 36° of the celestial equator. If it be supposed, as is highly probable, that the stars are distributed in the same proportion over the remainder of the southern hemisphere, it will follow that the total number of stars of the first six orders of magnitude, distributed over the entire firmament from pole to pole, amounts to 4100. If to this be added the probable number of stars of the seventh magnitude, which cannot be so exactly ascertained by direct observation, it will appear that the total number of stars, distributed over the heavens of such a magnitude as to be seen by the best eyes, under the most favourable atmospheric circumstances, is about 6000.

The number of these objects, as they would be estimated by a mere coup d'œil of the heavens, would appear to be vastly greater than this ; and even the calculations of some astronomers, allowing a much larger number for the stars of the seventh magnitude, make the total double the number we have here assigned to it.

25. Are we to suppose, then, that this relative brightness which we perceive, really arises from any difference of intrinsic splendour between the objects themselves? or does it, as it may equally do, arise from their difference of distance? Are the stars of the seventh magnitude so much less bright and conspicuous

than those of the first magnitude, because they are really smaller orbs placed at the same distance? or because, being intrinsically equal in splendour and magnitude, the distance of those of the seventh magnitude is so much greater than the distance of those of the first magnitude that they are diminished in their apparent brightness? We know that by the laws of optics the light received from a luminous object diminishes in a very rapid proportion as the distance increases. Thus, at double the distance it will be four times less, at triple the distance it will be nine times less, at a hundred times the distance it will be ten thousand times less, and so on.

It is evident, then, that the great variety of lustre which prevails among the stars may be indifferently explained, either by supposing them objects of different intrinsic brightness and magnitude, placed at the same distance; or objects generally of the same order of magnitude, placed at a great diversity of distances.

Of these two suppositions, the latter is infinitely the more probable and natural; it has, therefore, been usually adopted: and we accordingly consider the stars to derive their variety of lustre almost entirely from their places in the universe being at various distances from us.

26. Taking the stars generally to be of intrinsically equal brightness, various theories have been proposed as to the positions which would explain their appearance; and the most natural and probable is, that their distances from each other are generally equal, or nearly so, and correspond with the distance of our sun from the nearest of them. In this way the fact that a small number of stars only appear of the first magnitude, and that the number increases very rapidly as the magnitude diminishes, is easily rendered intelligible.

If we imagine a person standing in the midst of a wood, surrounded by trees on every side and at every distance, those which immediately surround him will be few in number, and by proximity will appear large. The trunks of those which occupy a circuit beyond the former, will be more numerous, the circuit being wider, and will appear smaller, because their distance is greater. Beyond these again, occupying a still wider circuit, will appear a proportionally augmented number, whose apparent magnitude will again be diminished by increased distance; and thus the trees which occupy wider and wider circuits at greater and greater distances will be more and more numerous, and will appear continually smaller. It is the same with the stars; we are placed in the midst of an immense cluster of suns, surrounding us on every side at inconceivable distances. Those few which are placed immediately about our system, appear

DISTRIBUTION OF THE STARS.

bright and large, and we call them *stars of the first magnitude*. Those which lie in the circuit beyond, and occupy a wider range, are more numerous and less bright; and we call them stars of the second magnitude. And there is thus a progression increasing in number and distance and diminishing in brightness, until we attain a distance so great that the stars are barely visible to the naked eye. This is the limit of vision. It is the limit of the range of the eye in its natural condition; but an eye has been given us more potent still, and of infinitely wider range,—the eye of the mind. The telescope, a creature of the understanding, has conferred upon the bodily eye an infinitely augmented range, and, as we shall presently see, has enabled us to penetrate into realms of the universe, which, without its aid, would never have been known to us. But let us, however, pause for the present, and dwell for a moment upon that range of space which comes within the scope of natural vision.

27. A planet, to the naked eye, with one or two exceptions, appears like a common star. The telescope, however, immediately presents it to us with a distinct circular disc, similar to that which the moon offers to the naked eye; and in the case of some of the planets, a powerful telescope will render them apparently even larger than the moon. But the effect is very different indeed when the same instrument is directed even to the brightest star. We find that instead of magnifying, it actually diminishes. There is an optical illusion produced when we behold a star, which makes it appear to us to be surrounded with a radiation which causes it to be represented, when drawn on paper, by a dot with rays diverging on every side from it. The effect of the telescope is to cut off this radiation, and present to us the star as a mere *lucid point*, having no sensible magnitude; nor can any augmented telescopic power which has yet been resorted to, produce any other effect. Telescopic powers, amounting to 6000, were occasionally used by Sir William Herschel, and he stated that with these the apparent magnitude of the stars seemed *less*, if possible, than with lower powers.

28. We have other proofs of the fact, that the stars have no sensible discs, among which may be mentioned the remarkable effect called the occultation of a star by the dark edge of the moon. When the moon is a crescent, or in the quarters, as it moves over the firmament, its dark edge successively approaches to, or recedes from, the stars. And from time to time it happens that it passes between the stars and the eye. If a star had a sensible disc in this case, the edge of the moon would gradually cover it, and the star, instead of being instantaneously extinguished, would gradually disappear. This is found not to be the case;

THE STELLAR UNIVERSE.

the star preserves all its lustre until the moment it comes into contact with the dark edge of the moon's disc, and then it is instantly extinguished, without the slightest appearance of diminution of its brightness.

29. It may be asked then, if such be the case, and if none of the stars, great or small, have any discoverable magnitude at all, with what meaning can we speak of stars of the first, second, or other orders of magnitude? The term magnitude thus applied, was used before the invention of the telescope, when the stars, having been observed only with the naked eye, were really supposed to have different magnitudes. We must accept the term now to express, not the comparative magnitude, but the comparative brightness of the stars. Thus, a star of the first magnitude means of the greatest apparent brightness; a star of the second magnitude, means that which has the next degree of splendour, and so on. But what are we to infer from this singular fact, that no magnifying power, however great, will exhibit to us a star with any sensible magnitude? must we admit that the optical instrument loses its magnifying power when applied to the stars, while it retains it with every other visible object? Such a consequence would be eminently absurd. We are therefore driven to an inference regarding the magnitude of stars, as astonishing and almost as inconceivable as that which was forced upon us respecting their distances. We saw that the entire magnitude of the annual orbit of the earth, stupendous as it is, was nothing compared to the distance of one of those bodies, and, consequently, if that orbit were filled by a sun, whose magnitude would therefore be infinitely greater than that of ours, such a sun would not appear to an observer at the nearest star of greater magnitude than $1''$; consequently, would have no magnitude sensible to the eye, and would appear as a mere lucid point to an observer at the star! We are then prepared for the inference respecting the fixed stars which telescopic observations lead to. The telescope of Sir William Herschel, to which he applied a power of 6000, did undoubtedly magnify the stars 6000 times, but even then their apparent magnitude was inappreciable. We are then to infer that the distance of these wonderful bodies is so enormous, compared with their actual magnitude, that their apparent diameter, seen from our system, is above 6000 times less than any which the eye is capable of perceiving.

30. It appears, therefore, that stars are rendered sensible to the eye, not by subtending a sensible angle, but by the light they emit. It has been already explained,* that an illuminated or

* See Tract on "The Eye."

APPARENT MAGNITUDES OF STARS.

luminous object—such, for example, as the sun—has the same apparent brightness at all distances ; and, consequently, that the quantity of light which the eye of an observer receives from it being in the exact ratio of the apparent area of its visible disc, is inversely as the square of its distance. It remains, however, to explain how it can be that, after it ceases to have a disc of sensible diameter, it does not cease to be visible. This arises from the fact, that the luminous point constituting the image on the retina, is intrinsically as bright as when that image has a large and sensible magnitude. The eye is therefore sensible to the light, though not sensible to the magnitude of the image ; and it continues to be sensible to the light, until by increase of distance the light which enters the pupil, and is collected on the retina, though still as intense in its brilliancy as before, is so small in its *quantity*, that it is insufficient to produce sensation.

31. Since it is certain that no body shining like a planet, with borrowed light, could be visible at all, even with the aid of a telescope, at distances far less than those which intervene between the solar system and the nearest of the stars, it follows that the stars must be self-shining bodies like our sun ; or, what is the same, that our sun is only one individual unit of the vast number of stars, which are scattered through the universe. This being admitted, a question of much interest and importance arises, to determine not merely the distance of our sun from surrounding suns, and the distances of surrounding suns from each other, but also the comparative magnitude or splendour of these numerous suns, relatively to our own and to each other.

32. One of the most essential data for the solution of this problem, is a sufficiently exact numerical estimate of the comparative apparent lustre of the stars as they appear to the eye, relatively to the sun and to each other. Various instruments have accordingly been invented called *Photometers* or *Astrometers*, which have attained this object with more or less precision. Without entering into the details of the principle or construction of such instruments, we may here state that by their means, the proportion of the quantity of light transmitted to the eye by the sun or moon, or by either of these objects, and a star, or by different stars, compared together, can be ascertained.

By such means, Sir J. Herschel compared the full moon with certain fixed stars, and ascertained, by a mean of eleven observations, that its lustre bore to that of the star α Centauri, which he selected as the standard star of the first magnitude, the ratio of 27408 to 1 ; in other words, he showed that a cluster consisting of 27408 stars equal in brightness to that of α Centauri would give the same light as the full moon.

THE STELLAR UNIVERSE.

Dr. Wollaston, by certain photometric methods, which are considered to have been susceptible of great precision, compared the light of the sun with that of the full moon, and found that the ratio was 801072 to 1; or in other words, that to obtain moon-light as intense in its lustre as sun-light, it would be necessary that 801072 full moons should be stationed in the firmament together.

33. By the combination of these observations of Herschel and Wollaston, we are supplied with means of bringing into direct numerical comparison the sun and the star α Centauri. Since it appears that the light of α Centauri is 27408 times less than that of the full moon, while the light of the full moon is 801072 times less than that of the sun, it will evidently follow, that the light received by the eye from the sun, is greater than that received from the star in the proportion of 801072 times 27408 to 1. Thus, it appears that the light received from the sun, is in round numbers 21956 million times the light received from this particular star, which has been adopted as a fair average standard of stars of the first magnitude.

34. It has been demonstrated by theory, and verified by experiment, that when a luminous object is removed from the eye to increasing distances, the light which the eye receives from it will decrease in the same proportion as the square of the distance increases: that is, at twice the distance, the light is decreased to one fourth; at three times the distance, to a ninth; at four times the distance, to a sixteenth, and so on.

Now, upon this principle, it will be easy to compute the proportion in which the apparent light of the sun would be diminished by any given increase of distance; or, what increase of distance would produce any given decrease of light. Let it then, be demanded how far the sun should be removed from the observer, in order that its light should be decreased in the proportion of 21956 millions to 1, that is so that its light should be equal to that of the star α Centauri. According to what has been just explained, this increase of distance will be found by taking the square root of 21956 millions, which is 148175. It follows, therefore, that if the sun were removed to 148175 times its present distance, it would appear as a star precisely similar to the star α Centauri.

But it has been already shown that this particular star is at a distance 225920 times that of the sun, and, consequently, it follows, that if the sun were removed to that distance, its lustre would be less than that of α Centauri, in the proportion of the square of 148175 to the square of 225920, which is in the proportion of 22 to 51.

REAL MAGNITUDES OF STARS.

Since then, the sun placed beside the star α Centauri, both being at the same distance from the observer, would appear less bright than the star in the proportion of 22 to 51, or 1 to $2\frac{3}{4}$, it follows, that the star α Centauri is a sun more than twice the superficial magnitude of ours, supposing that its luminous surface has the same lustre.

35. Sir J. Herschel found that the lustre of the dog-star is four times that of α Centauri; but according to what has been given in the table in page 182, the distance of the dog-star called *Sirius*, from our system is 896087 times that of the sun. Now from these data, it will be easy to calculate the relative magnitudes of our sun and the dog-star.

Since the light received from the dog-star is four times that received from α Centauri, while the light received from the latter is 21956 million times less than that received from the sun, it follows, that the light received from the dog-star is 5489 million times less than the light received from the sun. Let us now imagine the sun removed to the distance of the dog-star, and let us consider what would then be the light received from it. The distance of the dog-star being 896087 times that of the sun, the sun removed to that distance, would shine with a light less than its present light, in the proportion of the square of 896087 to 1, which is in the proportion of 802972 millions to 1. But from what has been stated above, it appears that the dog-star at the same distance, shines with a light less than the sun in the proportion of 5489 millions to 1. It follows, therefore, that the sun and the dog-star, being placed at the same distance from the observer, the lustre of the dog-star would exceed that of the sun in the proportion of 802972 to 5489, or $146\frac{1}{4}$ to 1; * from which we arrive at the surprising conclusion, that, supposing the surface of *Sirius* to have a lustre equal to that of the surface of the sun, its surface must be $146\frac{1}{4}$ times greater than that of the sun, so that this stupendous globe of light would have a diameter 12.09 times greater than that of our sun; and, since the diameter of the latter is 882000 miles, that of *Sirius* would be 10,663380 miles.

36. Since no telescope, however great might be its power, has ever presented a fixed star with a sensible disk, it might be inferred that, for the purposes of stellar investigations, the importance of that instrument must be inferior to that which it may claim in other applications. Nevertheless it is certain, that in no department of physical science has the telescope produced such

* Sir John Herschel makes the proportion 63.02, which is certainly incorrect, that being the ratio of the brightness of *Sirius* to that of α Centauri, and not that of *Sirius* to the sun; see Herschel's *Astronomy*, p. 553, edition 1849.

wonderful results as in its application to the analysis of the starry heavens.

Two of the chief conditions necessary to distinct vision are, first, that the image on the retina shall have sufficient magnitude; or, what is equivalent to this, that the object or its image shall subtend at the eye a visual angle of sufficient magnitude; and, secondly, it must be sufficiently illuminated. When, by reason of their distance from the observer, visible objects fail to fulfil either or both of these conditions, the telescope is capable of re-establishing them. It augments the visual angle by substituting for the distant object, which the observer cannot approach, an optical image of it close to his eye, which he can approach; and it augments the illumination by collecting, on each point of such image, as many rays as can enter the aperture of the object glass, instead of the more limited number which can enter the pupil of the naked eye; allowance, nevertheless, being made for the light lost by reflection from the surfaces of the lenses, and by the imperfect transparency of their material.

37. Although no telescope hitherto constructed has ever presented to an observer the optical image of a star, so as to be seen with any sensible visual angle, such image always appearing as a mere lucid point, it is capable, nevertheless, of increasing the brilliancy of that point in an immense proportion. The way in which it accomplishes this, is easily explained. If the eye be imagined to be directed to a star, as shown in fig. 2, the number of rays diverging from that star, and consequently its apparent brightness, will be limited by, and proportional to the magnitude of the pupil. But if the pencil of rays, before arriving at the eye, be received upon the object glass of a refracting telescope, as shown in fig. 3, or upon the concave reflector of a reflecting telescope, as shown in fig. 4, they will be made to converge to a point, and by proper expedients, the eye being placed near that point, instead of receiving only so many rays, as are proportionate to the dimensions of the pupil, will receive all, or nearly all the rays which pass through the object glass, or which are reflected from the concave speculum. Thus, the intensity of the light received from the object will, by such an instrument, be augmented very nearly in the proportion of the square of the diameter of the pupil to the square of the diameter of the object glass or speculum. Taking, for example, the diameter of the object-glass at 12 inches; and that of the pupil a little less than the eighth of an inch, the former will be about 100 times the latter; and it will consequently augment the light received by the eye, in the proportion of about 10000 to 1.



Fig. 52.*

A ROUND NEBULA, OBSERVED AND DRAWN
BY SIR J. HERSCHEL.

Fig. 53.*

THE SAME OBJECT, AS SHOWN IN LORD
ROSSE'S GREAT TELESCOPE.

THE STELLAR UNIVERSE.

CHAPTER III.

38. Telescopic stars.—39. Space-penetrating power of the telescope.—40. Vast distances of small telescopic stars. PERIODIC STARS: 41. Stars of variable lustre.—42. Remarkable stars of this kind in Cetus and Perseus.—43. Table of periodic stars.—44. Hypothesis to explain Periodic stars. TEMPORARY STARS: 45. Such stars seen in ancient times.—46. Star discovered by Mr. Hind.—47. Missing stars. DOUBLE STARS: 48. Researches of Sir W. and Sir J. Herschel.—49. Stars optically double.—50. This supposition not admissible.—51. Refuted by the proper motion.—52. Classification of double stars.—53. Table of double stars.—54. Coloured double stars.—55. Triple and other multiple stars.—56. Attempt to discover parallax by double stars.—57. Observations of Sir W. Herschel.

38. IN the preceding paragraphs, our observations have been limited to those stars which are visible to the naked eye. But the power of the telescope to augment in an indefinite proportion the light received by the eye from such an object, obviously supplies the means of rendering stars visible, which, by reason of their extreme distance, transmit light of too small a quantity to affect the retina in any sensible degree. We have seen that stars

* The objects are here drawn upon a larger scale than in the original figures, in order to render their details more distinct. The same enlargement of scale has been made in figs. 17, 18, 19, 20, 29, 30, 41, 42, 43, 44, 45, 46, 57, 58.

THE STELLAR UNIVERSE.

of the seventh magnitude are only visible under the most favourable atmospheric conditions, and by the sharpest eyes; now, if we suppose these stars, or others similar to them, to be placed at twice their distance, the light they transmit will be diminished in a fourfold proportion; and since at their actual distance they were barely visible, they will be evidently invisible at the augmented distance. But if we suppose a telescope directed to them, which has the power of increasing the light transmitted to the eye in a fourfold proportion, they will, when seen through it, appear exactly as stars of the seventh magnitude; and if the telescope be capable of increasing the light in a greater proportion, they will appear as stars of a still greater magnitude.

In like manner, if we suppose stars of the seventh magnitude removed to three times their present distance, their light would be diminished in a ninefold proportion. But a telescope which would increase the light transmitted to the eye in a ninefold proportion, would make such stars appear like those of the seventh magnitude.

By following the same supposition, we may imagine stars of the seventh magnitude to be removed successively to four, five, six, &c. times their present distance, when their light would be decreased in a sixteen-fold, twenty-five-fold, and thirty-six-fold, &c. proportion, so that all would be removed far beyond the limits of visibility by the naked eye. But if telescopes be successively directed to such stars, which are capable of increasing the light received from them in a sixteen-fold, twenty-five-fold, thirty-six-fold, &c. proportion, they will be all seen as stars of the seventh magnitude.

Although it be highly probable, if not certain, that the innumerable suns, which appear to us as stars, have different real magnitudes, we may, in taking them in large collections, assume that their average magnitude is the same or nearly so, since it is in the highest degree improbable, that the small suns would be all placed at the greatest distances from the solar system, while the large suns would be placed nearest to it. Assuming, then, that the average magnitude of the stars taken in large collections is uniform, it will follow, that their succession of distances will be proportional to the square roots of the powers of the telescopes, which are capable of collecting sufficient light from them to give them the appearance of stars of a given magnitude, the seventh, for example, as seen with the naked eye.

39. Such was the principle which inspired Sir W. Herschel with the stupendous idea of gauging the universe. He contrived to vary the power of his telescopes to collect the light of the stars in such a manner as to bring into view, successively, those which filled regions of space between given limits of distance.

GAUGING THE UNIVERSE.

This is what has been called the *space-penetrating power* of the telescope.

If the light of a star of the sixth magnitude be 100 times less than that of a star of the first magnitude, a telescope which would augment the light 100 times, would exhibit it with the same apparent brightness as a star of the first magnitude.

Thus, for example, the reflecting telescope used by Sir William Herschel, in some of his principal stellar researches, had an aperture of eighteen inches, and twenty feet focal length, with a magnifying power of 180. The space-penetrating power of this instrument was found to be seventy-five, the meaning of which is, that when directed to a star of any given brightness, it would augment its brightness so as to make it appear the same as it would be if at seventy-five times less distance, or what is the same, that a star which to the naked eye would appear of the same brightness as that star does when seen in the telescope would require to be removed to seventy-five times the actual distance, so that when seen through the telescope it would have the brightness it has when seen with the naked eye. Thus a star of the sixth magnitude, if removed to seventy-five times the actual distance, would appear in such an instrument still as a star of the sixth magnitude would to the naked eye; and if we assume with Sir John Herschel, that a star of the sixth magnitude has a hundred times less light than α Centauri, and is therefore at ten times a greater distance, it will follow that α Centauri would require to be removed to 750 times its actual distance, so that when viewed through such telescope it would be seen as a star of the sixth magnitude is to the naked eye.

40. If, then, it be assumed, as it may fairly be, that among the innumerable stars which are beyond the range of unaided vision, and brought into view by the telescope, a large proportion must have the same magnitude and intrinsic brightness as the average stars of the first magnitude, it will follow that they must be at distances 750 times greater than the distance of an average star of the first magnitude, such as α Centauri. But it has been already shown that the distance of α Centauri is such that light would require 3.54217 years to come from it to the earth. It would therefore follow, that the distance of the telescopic stars just referred to, must be such that light would take to come from them to the earth

$$3.54217 \times 750 = 2656.6275 \text{ years.}$$

If it be desired to ascertain the distance of such stars, taking the earth's distance from the sun as the unit, we shall have

$$225920 \times 750 = 169,440000.$$

It appears, therefore, that the distance of such a star would be

THE STELLAR UNIVERSE.

about one hundred and seventy million times the distance of the sun; and since the distance of the sun expressed in round numbers is one hundred millions of miles, it will follow that the distance of such a star is seventeen thousand billions of miles.

We arrive, therefore, at the somewhat astonishing conclusion that the distance of these objects, the existence of which the telescope alone has disclosed to us, must be such that light, moving at the rate of 192000 miles per second, takes upwards of 2600 years to come from them to us, and consequently that the objects we now see are not those which now exist, but those which did exist 2600 years ago; and it is within the scope of physical possibility that they may have changed their conditions of existence, and consequently of appearance, or even have ceased to exist altogether, more than 2000 years ago, although we actually see them at this moment.

This incidentally shows that the actual perception of a visible object is no conclusive evidence of its present existence. It is only a proof of its existence at some anterior period.

It appears, then, that there are numerous orders of stars, which by reason of their remoteness are invisible to the naked eye, but which are rendered visible by the telescope; and these stars are, like those visible to the naked eye, of an infinite variety of degrees of magnitude and brightness, and have accordingly been classed by astronomers according to an order of magnitudes in numerical continuation of that which has been somewhat indefinitely or arbitrarily adopted for the visible stars. Thus, supposing that the last order of stars visible without telescopic aid is the seventh, the first order disclosed by the telescope will be the eighth, and from these the telescopic stars, decreasing in magnitude, have been denominated the ninth, tenth, eleventh, &c. to the sixteenth, or seventeenth magnitude, the last being the smallest stars which are capable of being rendered distinctly visible by the most powerful telescope.

Besides bringing within the range of observation objects placed beyond the sphere which limits the play of natural vision, the telescope has greatly multiplied the number of objects visible within that sphere, by enabling us to see many rendered invisible by their minuteness, or confounded with others by their apparent proximity. Among the stars also which are visible to the naked eye, there are many, respecting which the telescope has disclosed circumstances of the highest physical interest, by which they have become more closely allied to our system, and by which it is demonstrated that the same material laws which coerce the planets, and give stability, uniformity, and harmony to their motions, are also in operation in the most remote regions of the universe.

PERIODIC STARS.

We shall first notice some of the most remarkable discoveries respecting individual stars, and shall afterwards explain those which indicate the arrangement, dimensions, and form of the collective mass of stars which compose the visible firmament, and the results of those researches which the telescope has enabled astronomers to make in regions of space still more remote.

PERIODIC STARS.

41. The stars in general, as they are stationary in their apparent positions, are equally invariable in their apparent magnitudes and brightness. To this, however, there are several remarkable exceptions. Stars have been observed, sufficiently numerous to be regarded as a distinct class, which exhibit periodical changes of appearance. Some undergo gradual and alternate increase and diminution of magnitude, varying between determinate limits, and presenting these variations in equal intervals of time. Some are observed to attain a certain maximum magnitude, from which they gradually and regularly decline until they altogether disappear. After remaining for a certain time invisible, they re-appear and gradually increase till they attain their maximum splendour, and this succession of changes is regularly and periodically repeated. Such objects are called PERIODIC STARS.

42. The most remarkable of this class is the star called *Omikron*, in the neck of the Whale, which was first observed by David Fabricius, on the 13th August, 1596. This star retains its greatest brightness for about fourteen days, being then equal to a large star of the second magnitude. It then decreases continually for three months until it becomes invisible. It remains invisible for five months, when it re-appears, and increases gradually for three months until it recovers its maximum splendour. This is the general succession of its phases. Its entire period is about 332 days. This period is not always the same, and the gradations of brightness through which it passes are said to be subject to variation. Hevelius states that, in the interval between 1672 and 1676, it did not appear at all.

Some recent observations and researches of M. Argelander, render it probable that the period of this star is subject to a variation which is itself periodical, the period being alternately augmented and diminished to the extent of twenty-five days. The variations of the maximum lustre are also probably periodical.

The star called *Algol*, in the head of *Medusa*, in the constellation of *Perseus*, affords a striking example of the rapidity with which these periodical changes sometimes succeed each other. This star generally appears as one of the second magnitude; but an interval of seven hours occurs at the expiration of every sixty-

THE STELLAR UNIVERSE.

two, during the first three hours and a half of which it gradually diminishes in brightness till it is reduced to a star of the fourth magnitude, and during the remainder of the interval it again gradually increases until it recovers its original magnitude. Thus, if we suppose it to have attained its maximum splendour at midnight on the first day of the month, its changes would be as follows:—

D. H. M.	D. H. M.	
0 0 0	to 2 14 0	It appears of second magnitude.
2 14 0	to 2 17 24	It decreases gradually to fourth magnitude.
2 17 24	to 2 20 48	It increases gradually to second magnitude.
2 20 48	to 5 10 48	It appears of second magnitude.
5 10 48	to 5 14 12	It decreases to fourth magnitude.
5 14 12	to 5 17 36	It increases to second magnitude.
	&c.	&c.

This star presents an interesting example of its class, as it is constantly visible, and its period is so short that its succession of phases may be frequently and conveniently observed. It is situate near the foot of the constellation *Andromeda*, and lies a few degrees north-east of three stars of the fourth magnitude, which form a triangle.

Goodricke, who discovered the periodic phenomena of *Algol* in 1782, explained these appearances by the supposition that some opaque body revolves round it, being thus periodically interposed between the earth and the star, so as to intercept a large portion of its light.

The more recent observations on this star indicate a decrease of its period, which proceeds with accelerated rapidity. Sir J. Herschel thinks that this decrease will attain a limit, and will be followed by an increase, so that the variation of the period will prove itself to be periodic.

The stars δ in *Cepheus* and β in *Lyra* are remarkable for the regular periodicity of their lustre. The former passes from its least to its greatest lustre in thirty-eight hours, and from its greatest to its least in ninety-one hours. The changes of lustre of the latter, according to the recent observations of M. Argelander, are very complicated and curious. Its entire period is 12 days 21 hrs. 53 min. 10 sec., and in that time it first increases in lustre, then decreases, then increases again, and then decreases, so that it has two maxima and two minima. At the two maxima its lustre is that of a star of the 3·4 magnitude, and at one of the minima its lustre is that of a star of the 4·3, and at the other that of a star of the 4·5 magnitude. In this case also the period of the star is found to be periodically variable.

43. In the following Table the stars periodically variable, discovered up to 1848, are given, with their periods and extremes of lustre. This Table has been collected from various astronomical records by Sir J. Herschel.

PERIODIC STARS.

No.	Star.	Period.	Change of Magnitude.		Discovered by
			from	to	
1	β Persei (Algol)	d. dec. 2·8673	2	4	Goodricke, 1782.
2	λ Tauri	4 \pm	4	5·4	Baxendell, 1848.
3	δ Cephei	5·3664	3·4	5	Goodricke, 1784.
4	η Aquilæ	7·1763	3·4	4·5	Pigott, 1784.
5	* Cancri R.A. (1800)=8 ^h 32·5 ^m N.P.D. 70° 15'	9·015	7·8	10	Hind, 1848.
6	ζ Geminorum	10·2	4·3	4·5	Schmidt, 1847.
7	β Lyræ	12·9119	3·4	4·5	Goodricke, 1784.
8	α Herculis	63 \pm	3	4	Herschel, 1796.
9	59 B.Scuti R.A.(1801)=18 ^h 37 ^m N.P.D.=95° 57'	71·200	5	0	Pigott, 1795.
10	ϵ Aurigæ	250 \pm	3	4	Heis, 1846.
11	\circ Ceti (Mira)	331·63	2	0	Fabricius, 1596.
12	* Serpentis R. A. (1528) =15 ^h 46 ^m 45 ^s ; N.P. D. 74° 20' 30"	335 \pm	7?	0	Harding, 1826.
13	χ Cygni	396·875	6	11	Kirch, 1687.
14	υ Hydræ (B.A.C. 4501)	494 \pm	4	10	Maraldi, 1704.
15	* Cephei (B.A.C. 7582)	5 or 6 years	3	6	Herschel, 1782.
16	34 Cygni (B.A.C. 6990).	18 years \pm	6	0	Janson, 1600.
17	* Leonis (B.A.C. 3345)	Many years	6	0	Koch, 1782.
18	κ Sagittarii	Ditto	3	6	Halley, 1676.
19	ψ Leonis	Ditto	6	0	Montanari, 1667.
20	η Cygni	Ditto	4·5	5·6	Herschel, Jun., 1842?
21	* Virginis R. A. (1840)= 12 ^h 3 ^m N.P.D. 82° 8'	145 days	6·7	0	Harding, 1814.
22	* Coronæ Bor. (B.A.C. 5236)	10½ months	6	0	Pigott, 1795.
23	7 Arietis (B.A.C. 581)	5 years?	6	8	Piazzi, 1798.
24	η Argus	Irregular	1	4	Burchell, 1827.
25	α Orionis	Irregular	1	1·2	Herschel, Jun., 1836.
26	α Ursæ majoris	Some years	1·2	2	Ditto, 1846.
27	η Ursæ majoris	Ditto	1·2	2	Ditto, 1846.
28	β Ursæ minoris	2 or 3 years?	2	2·3	Struve, 1838.
29	α Cassiopeie	225 days?	2	2·3	Herschel, Jun., 1838.
30	α Hydræ	29 or 30 days?	2·3	3	Ditto, 1837.
31	* R. A. (1847)=22 ^h 58 ^m 57·9 ^s N. P. D.=80° 17' 30"	Unknown	8?	0	Hind, 1848.
32	* R. A. (1848)=7 ^h 33 ^m 55·2 ^s N. P. D.=66° 11' 56"	Ditto	9	0	Ditto, 1848.
33	* R. A. (1848)=7 ^h 40 ^m 10·3 ^s N. P. D.=65° 53' 29"	Ditto	9	0	Ditto, 1848.
34	Near * R. A. 22 ^h 21 ^m 0·4 ^s (1848) N.P.D.=100° 42' 40"	Ditto	7·8	0	Rümker.
35	* R. A. (1848) 14 ^h 44 ^m 39·6 ^s N. P. D. 101° 45' 25"	Ditto	8	9·10	Schumacher.
36	δ Ursæ majoris	Many years	2?	2·3	Matter of general remark.

THE STELLAR UNIVERSE.

N.B. In the above list the letters B. A. C. indicate the catalogue of the British Association, B. the catalogue of Bode. Numbers before the name of the constellation (as 34 Cygni) denote Flamsteed's stars. Since this Table was drawn up, four additional stars, variable from the 8th or 9th magnitude to 0, have been communicated to us by Mr. Hind, whose places are as follow: (1.) R. A. $1^{\text{h}} 38^{\text{m}} 24^{\text{s}}$; N. P. D. $81^{\circ} 9' 39''$; (2.) $4^{\text{h}} 50^{\text{m}} 42^{\text{s}}$, $80^{\circ} 6' 36''$ (1846); (3.) $8^{\text{h}} 43^{\text{m}} 8^{\text{s}}$, $86^{\circ} 11'$ (1800); (4.) $22^{\text{h}} 12^{\text{m}} 9^{\text{s}}$, $82^{\circ} 59' 24''$ (1800). Mr. Hind remarks that about several variable stars some degree of haziness is perceptible at their minimum. Have they clouds revolving round them as planetary or cometary attendants? He also draws attention to the fact that the red colour predominates among variable stars generally. The double star, No. 2718 of Struve's Catalogue, R. A. $20^{\text{h}} 34^{\text{m}}$ P. D. $77^{\circ} 54'$, is stated by Sir John Herschel to be variable. Captain Smyth (Celestial Cycle, i. 274) mentions also 3 Leonis and 18 Leonis as variable, the former from 6^{m} to 0, Period 78 days, the latter from 5^{m} to 10^{m} , Period $311^{\text{d}} 23^{\text{h}}$, but without citing any authority. Piazzi sets down 96 and 97 Virginis and 38 Herculis as variable stars.

In the case of many of the stars in the preceding Table, the variations of lustre are subject to considerable irregularities. Thus No. 13 was scarcely visible from 1698, for the interval of three years, even at the epochs when it ought to have had its greatest lustre. The extremes of lustre of No. 9 are also very variable and irregular. In general the variations of No. 22 are so inconsiderable as to be scarcely perceivable, but they become sometimes suddenly so great that the star wholly disappears. The variations of No. 25 were very conspicuous from 1836 to 1840, and again in 1849, being much less so in the intermediate time.

44. Several explanations have been proposed for these appearances.

1. Sir W. Herschel considered that the supposition of the existence of spots on the stars similar to the spots on the sun, combined with the rotation of the stars upon axes, similar to the rotation of the sun and planets, afforded so obvious and satisfactory an explanation of the phenomena, that no other need be sought.

2. Newton conjectured that the variation of brightness might be produced by comets falling into distant suns and causing temporary conflagrations. Waiving any other objection to this conjecture, it is put aside by its insufficiency to explain the periodicity of the phenomena.

3. Maupertius has suggested that some stars may have the form of thin flat disks, acquired either by extremely rapid rotation on an axis, or other physical cause. The ring of Saturn affords an example of this, within the limits of our own system, and the

PERIODIC STARS.

modern discoveries in nebular astronomy offer other examples of a like form. The axis of rotation of such a body might be subject to periodical change like the nutation of the earth's axis, so that the flat side of the luminous disk might be presented more or less towards the earth at different times, and when the edge is so presented, it might be too thin to be visible. Such a succession of phenomena are actually exhibited in the case of the rings of Saturn, though proceeding from different causes.

4. Mr. Dunn * has conjectured that a dense atmosphere surrounding the stars, in different parts more or less pervious to light, may explain the phenomena. This conjecture, otherwise vague, indefinite, and improbable, totally fails to explain the periodicity of the phenomena.

5. It has been suggested that the periodical obscuration or total disappearance of the star, may arise from *transits* of the star by its attendant planets. The transits of Venus and Mercury are the basis of this conjecture.

The transits of none of the planets of the solar system, seen from the stars, could render the sun a periodic star. The magnitudes, even of the largest of them, are altogether insufficient for such an effect. To this objection it has been answered that planets of vastly greater comparative magnitude may revolve round other suns. But if the magnitude of a planet were sufficient to produce by its transit these considerable obscurations, it must be very little inferior to the magnitude of the sun itself, or at all events, it must bear a very considerable proportion to the magnitude of the sun; in which case it may be objected that the predominance of attraction necessary to maintain the sun in the centre of its system could not be secured. To this objection it is answered, that although the planet may have a great comparative *magnitude*, it may have a very small comparative *density*, and the gravitating attraction depending on the actual mass of matter, the predominance of the solar mass may be rendered consistent with the great relative magnitude of the planet by supposing the density of the one vastly greater than that of the other. The density of the sun is much greater than the density of Saturn.

6. It has been suggested that there may be systems in which the central body is a planet attended by a lesser sun revolving round it as the moon revolves round the earth, and in that case the periodical obscuration of the sun may be produced by its passage once in each revolution behind the central planet.

Such are the various conjectures which have been proposed to explain the periodic stars; and as they are merely conjectures,

* Phil. Trans. vol. lii.

THE STELLAR UNIVERSE.

scarcely deserving the name of hypotheses or theories, we shall leave them to be taken for what they are worth.

TEMPORARY STARS.

Phenomena in most respects similar to those just described, but exhibiting no recurrence, repetition, or periodicity, have been observed in many stars. Thus, stars have from time to time appeared in various parts of the firmament, shone with extraordinary splendour for a limited time, and have then disappeared and have never again been observed.

45. The first star of this class which has been recorded, is one observed by *Hipparchus*, 125 B.C., the disappearance of which is said to have led that astronomer to make his celebrated catalogue of the fixed stars; a work which has proved in modern times of great value and interest. In the 389th year of our era, a star blazed forth near *a Aquilæ*, which shone for three weeks, appearing as splendid as the planet Venus, after which it disappeared and has never since been seen. In the years 945, 1264, and 1572, brilliant stars appeared between the constellations of *Cepheus* and *Cassiopeia*. The accounts of the positions of these objects are obscure and uncertain, but the intervals between the epochs of their appearances being nearly equal, it has been conjectured that they were successive returns of the same periodic star, the period of which is about 300 years, or possibly half that interval.

The appearance of the star of 1572 was very remarkable, and having been witnessed by the most eminent astronomers of that day, the account of it may be considered to be well entitled to confidence. Tycho Brahe, happening to be on his return on the evening of the 11th November from his laboratory to his dwelling-house, found a crowd of peasants gazing at a star which he was sure did not exist half an hour before. This was the temporary star of 1572, which was then as bright as the dog-star, and continued to increase in splendour until it surpassed Jupiter when that planet is most brilliant, and finally it attained such a lustre, that it was visible at mid-day. It began to diminish in December, and altogether disappeared in March, 1574.

On the 10th October, 1604, a splendid star suddenly burst out in the constellation of *Serpentarius*, which was as bright as that of 1572. It continued visible till October, 1605, when it vanished.

46. A star of the fifth magnitude, easily visible to the naked eye, was seen by Mr. Hind in the constellation of *Ophiuchus*, on the night of the 28th April, 1848. From the perfect acquaint-

DOUBLE STARS.

ance of that observer with the region of the firmament in which he saw it, he was quite certain that, previous to the 5th April, no star brighter than those of the ninth magnitude had been there, nor is there any star in the catalogues at all corresponding to that which he saw there on the 28th. This star continued to be seen until the advance of the season and its low altitude rendered it impossible to be observed. It, however, constantly diminished in lustre until it disappeared, and has not since been seen.

47. To the class of temporary stars may be referred the cases of numerous stars which have disappeared from the firmament. On a careful examination of the heavens, and a comparison of the objects observed with former catalogues, and of catalogues ancient and modern with each other, many stars formerly known are now ascertained to be missing; and although, as Sir John Herschel observes, there is no doubt that in many instances these apparent losses have proceeded from mistaken entries, yet it is equally certain that in numerous cases there can have been no mistake in the observation or the entry, and that the star has really existed at a former epoch, and certainly has since disappeared.

When we consider the vast length of many of the periods of astronomical phenomena, it is far from being improbable that these phenomena, which seem to be occasional, accidental, and springing from the operation of no regular physical causes, such as those indicated by the class of variable stars first considered, may after all be periodic stars of the same kind, whose appearances and disappearances are brought about by similar causes. All that can be certainly known respecting them is, that they have appeared or disappeared once in that brief period of time within which astronomical observations have been made and recorded. If they be periodic stars, the length of whose period exceeds that interval, their changes could only have been once exhibited to us, and after ages have rolled away, and time has converted the future into the past, astronomers may witness the next occurrence of their phases, and discover that to be regular, harmonious, and periodic, which appears to us accidental, occasional, and anomalous.

DOUBLE STARS.

When the stars are examined individually by telescopes of a certain power, it is found that many which to the naked eye appear to be single stars, are in reality two stars placed so close together that they appear as one. These are called *double stars*.

48. A very limited number of these objects had been discovered

THE STELLAR UNIVERSE.

before the telescope had received the vast accession of power which was given to it by the labour and genius of Sir William Herschel. That astronomer observed and catalogued 500 double stars; and subsequent observers, among whom his son, Sir John Herschel, holds the foremost place, have augmented the number to 6000.

49. The close apparent juxta-position of two stars in the firmament is a phenomenon which might be easily explained, and which could create no surprise. Such an appearance would be produced by the accidental circumstance of the lines of direction of the two stars as seen from the earth, forming a very small angle, in which case, although the two stars might in reality be as far removed from each other as any stars in the heavens, they would nevertheless *appear* close together. The fig. 5 will render this easily understood. Let a and b be the two stars seen from c . The star

Fig. 5.



a will be seen relatively to b , as if it were at d , and the two objects will seem to be in close juxta-position; and if the angle under the lines ca and cb be less than the sum of the apparent semi-diameters of the stars, they would actually appear to touch.

50. If such objects were few in number, this mode of explaining them might be admitted; and such may, in fact, be the cause of the phenomenon in some instances. The chances against such proximity of the lines of direction are however so great as to be utterly incompatible with the vast number of double stars that have been discovered, even were there not, as there is, other conclusive proof that this proximity and companionship is neither accidental nor merely apparent, but that the connection is real, and that the objects are united by a physical bond analogous to that which attaches the planets to the sun.

But apart from the proofs of real proximity which exist respecting many of the double stars, and which will presently be explained, it has been shown that the probability against mere optical juxta-position such as that described above is almost infinite. Professor Struve has shown that, taking the number of

DOUBLE STARS.

stars whose existence has been ascertained by observation down to the 7th magnitude inclusive, and supposing them to be scattered fortuitously over the entire firmament, the chances against any two of them having a position so close to each other as 4" would be 9570 to 1. But when this calculation was made, considerably more than 100 cases of such duple juxta-position were ascertained to exist. The same astronomer also calculated that the chances against a third star falling within 32" of the first two would be 173524 to 1; yet the firmament presents at least four such triple combinations.

Among the most striking examples of double stars may be mentioned the bright star *Castor*, which, when sufficiently magnified, is proved to consist of two stars between the third and fourth magnitudes, within five seconds of each other. There are many, however, which are separated by intervals less than one second; such as ϵ *Arietis*, *Atlas Pleiadum*, γ *Coronæ*, η and ζ *Herculis*, and τ and λ *Ophiuchi*.

51. Another argument against the supposition of mere fortuitous optical juxta-position, unattended by any physical connection, is derived from a circumstance which will be fully explained hereafter. Certain stars have been ascertained to have a *proper motion*, that is, a motion exclusively belonging to each individual star, in which the stars around it do not participate. Now, some of the double stars have such a motion. If one individual of the pair were affected by a proper motion, in which the other does not participate, their separation at some subsequent epoch would become inevitable, since one would necessarily move away from the other. Now, no such separation has in any instance been witnessed. It follows, therefore, that the proper motion of one equally affects the other, and consequently, that their juxta-position is real and not merely optical.

52. The systematic observation of double stars, and their reduction to a catalogue with individual descriptions, commenced by Sir W. Herschel, has been continued with great activity and success by Sir J. Herschel, Sir J. South, and Professor Struve, so that the number of these objects now known, as to character and position, amounts to several thousand, the individuals of each pair being less than 32" asunder. They have been classed by Professor Struve according to their distances asunder, the first class being separated by a distance not exceeding 1", the second between 1" and 2", the third between 2" and 4", the fourth between 4" and 8", the fifth between 8" and 12", the sixth between 12" and 16", the seventh between 16" and 24", and the eighth between 24" and 32".

53. The double stars in the following table have been selected

THE STELLAR UNIVERSE.

by Sir J. Herschel from Struve's catalogue, as remarkable examples of each class well adapted for observation by amateurs, who may be disposed to try by them the efficiency of telescopes.

0" to 1".	1" to 2".	2" to 4".	4" to 8".
<p> γ Coronæ Bor. γ Centauri. γ Lupi. ϵ Arietis. ζ Herculis. η Coronæ. η Herculis. λ Cassiopeie. λ Ophiuchi. π Lupi. η Ophiuchi. ϕ Draconis. ϕ Ursæ maj. χ Aquilæ. ω Leonis. Atlas Pleiad. 4 Aquarii. 42 Comæ. 52 Arietis. 66 Piscium. </p>	<p> γ Circini. δ Cygni. ϵ Chamaleontis. ζ Bootis. ι Cassiopeie. ι 2 Cancri. ξ Ursæ maj. π Aquilæ. σ Coro. Bor. 2 Camelopar. 32 Orionis. 52 Orionis. </p>	<p> α Piscium. β Hydræ. γ Ceti. γ Leonis. γ Cor. Aus. γ Virginis. δ Serpentis. ϵ Bootis. ϵ Draconis. ϵ Hydræ. ζ Aquarii. ζ Orionis. ι Leonis. ι Trianguli. κ Leporis. μ Draconis. μ Canis. ρ Herculis. σ Cassiopeie. 44 Bootis. </p>	<p> α Crucis. α Herculis. α Gemin. δ Gemin. ζ Cor. Bor. θ Phœnicis. κ Cephei. λ Orionis. μ Cygni. ξ Bootis. ξ Cephei. π Bootis. ρ Capricor. ν Argus. ω Aurigæ. μ Eridani. 70 Ophiuchi. 12 Eridani. 32 Eridani. 44 Herculis. </p>
8" to 12".	12" to 16".	16" to 24".	24" to 32".
<p> β Orionis. γ Arietis. γ Delphini. ζ Antliæ Pn. η Cassiopeie. θ Eridani. ι Orionis. f Eridani. 2 Can. Ven. </p>	<p> α Centauri. β Cephei. β Scorpii. γ Volantis. η Lupi. ζ Ursa maj. κ Bootis. δ Monocerotis. 61 Cygni. </p>	<p> α Can. Ven. ϵ Normæ. ζ Piscium. θ Serpentis. κ Cor. Aus. κ Tauri. 24 Comæ. 41 Draconis. 61 Ophiuchi. </p>	<p> δ Herculis. η Lyre. ι Cancri. κ Herculis. κ Cephei. ψ Draconis. κ Cygni. 23 Orionis. </p>

54. One of the characters observed among the double stars is the frequent occurrence of stars of different colours found together. Sometimes these colours are complementary; and when this occurs, it is possible that the fainter of the two may be a white star, which appears to have the colour complementary to that of the more brilliant, in consequence of a well-understood law of vision, by which the retina being highly excited by light of a particular colour is rendered insensible to less intense light of the same

TRIPLE STARS.

colour, so that the complement of the whole light of the fainter star finds the retina more sensible than that part which is identical in colour with the brighter star, and the impression of the complementary colour accordingly prevails. In many cases, however, the difference of colour of the two stars is real.

When the colours are complementary, the more brilliant star is generally of a bright red or orange colour, the smaller appearing blueish or greenish. The double stars ι Cancri and γ Andromachæ are examples of this. According to Sir J. Herschel, insulated stars of a red colour, some almost blood-red, occur in many parts of the heavens; but no example has been met with of a decidedly green or blue star unassociated with a much brighter companion.

55. When telescopes of the greatest efficiency are directed upon some stars, which to more ordinary instruments appear only double, they prove to consist of three or more stars. In some cases one of the two companions only is double, so that the entire combination is triple. In others, both are double, the whole being, therefore, a quadruple star. An example of this latter class is presented by the star ϵ Lyræ. Sometimes the third star is much smaller than the principal ones, for example, in the cases of ζ Cancri, ξ Scorpii, 11 Monocerotis, and 12 Lynceis. In others, as in θ Orionis, the four component stars are all conspicuous.

56. When the attention of astronomers was first attracted to double stars, it was thought they would afford a most promising means of determining the annual parallax, and thereby discovering the distance of the stars. If we suppose the two individuals composing a double star, being situate very nearly in the same direction as seen from the earth, to be at very different distances, it might be expected that their apparent relative position would vary at different seasons of the year, by reason of the change of position of the earth.

Let A and B, fig. 6, represent the two individuals composing a double star. Let C and D represent two positions of the earth in its annual orbit, separated by an interval of half a year, and placed therefore on opposite sides of the sun S. When viewed from C, the star B will be to the left of the star A; and when viewed from D, it will be to the right of it. During the intermediate six months the relative change of position would gradually be effected, and the one star would thus appear either to revolve annually round the other, or would oscillate semi-annually from side to side of the other. The extent of its play compared with the diameter CD of the earth's orbit, would supply the data necessary to determine the proportion which the distance of the stars would bear to that diameter.

The great problem of the stellar parallax seemed thus to be

reduced to the measurement of the small interval between the individuals of double stars; and it happened fortunately, that the

Fig. 6.

11

micrometers used in astronomical instruments were capable of measuring these minute angles with much greater relative accuracy than could be attained in the observations on greater angular distances. To these advantages were added the absence of all possible errors arising from refraction, errors incidental to the graduation of instruments, from uncertainty of levels and plumb-lines, from all estimations of aberration and precession; in a word from all effects which, equally affecting both the individual stars observed, could not interfere with the results of the observations, whatever they might be.

57. These considerations raised great hopes among astronomers, that the means were in their hands to resolve finally the great problem of the stellar parallax, and Sir William Herschel accordingly engaged, with all his characteristic ardour and sagacity, in an extensive series of observations on the numerous double stars, for the original discovery of which science was already so deeply indebted to his labours. He had not, however, proceeded far in his researches, when phenomena unfolded themselves before him, indicating a discovery of a much higher order and interest than that of the parallax which he sought. He found that the relative position of the individuals of many of the double stars which he examined were subject to a change, but that the period of this change had no relation to the period of the earth's motion. It is evident that whatever appearances can proceed from the earth's annual motion, must be not only periodic and regular, but must pass annually through the same series of phases, always showing the same phase on each return of the same epoch of the sidereal year. In the changes of position which Sir William Herschel observed in the double stars, no such series of phases presented themselves. Periods, it is true, were soon developed; but these periods were regulated by intervals which neither agreed with each other nor with the earth's annual motion.

