


UC-NRLF




B 3 105 822

GIFT OF  
Prof. John S. Tatlock



EX LIBRIS
















SELECT WORKS

OF

JOHN TYNDALL.

||



FORMS OF WATER.

LESSONS IN ELECTRICITY.

SIX LECTURES ON LIGHT.



NEW YORK:  
JOHN B. ALDEN, PUBLISHER.  
1886.

Q 171  
T 94

TO VINDI  
AUSCHLAD

Gift of Prof. John S. Tatlock



FORMS OF WATER.

BY

JOHN TYNDALL.





## CONTENTS.

SECTION.	PAGE.	SECTION.	PAGE.
1. Clouds, Rains, and Rivers.....	84	30. Longitudinal Compression of a Glacier	106
2. The Waves of Light.....	86	31. Sliding and Flowing. Hard Ice and Soft Ice.....	107
3. The Waves of Heat which produce the Vapor of our Atmosphere and melt our Glaciers.....	86	32. Winter on the Mer de Glace.....	107
4. Experiments to prove the foregoing statements.....	88	33. Winter Motion of the Mer de Glace.....	108
5. Oceanic Distillation.....	89	34. Motion of the Grindelwald and Aletsch Glacier.....	108
6. Tropical Rains.....	90	35. Motion of Morteratsch Glacier.....	109
7. Mountain Condensers.....	91	36. Birth of a Crevasse: Reflections.....	109
8. Architecture of Snow.....	92	37. Icicles.....	110
9. Atomic Poles.....	92	38. The Bergschrund.....	110
10. Architecture of Lake Ice.....	94	39. Transverse Crevasses.....	111
11. The Source of the Arveiron. Ice Pin- nacles, Towers, and Chasms of the Glacier des Bois. Passage to the Montanvert.....	94	40. Marginal Crevasses.....	111
12. The Mer de Glace and its Sources. Our First Climb to the Cleft Station.....	95	41. Longitudinal Crevasses.....	112
13. Ice-cascade and Snows of the Col du Géant.....	96	42. Crevasses in relation to Curvature of Glacier.....	112
14. Questioning the Glaciers.....	97	43. Moraine-ridges, Glacier Tables, and Sand Cones.....	113
15. Branches and Medial Moraines of the Mer de Glace from the Cleft Station.....	97	44. The Glacier Mills or Moulins.....	114
16. The Taléfre and the Jardin. Work among the Crevasses.....	98	45. The Changes of Volume of Water by Heat and Cold.....	115
17. First Questions regarding Glacier Mo- tion. Drifting of Bodies Buried in Crevasse.....	98	46. Consequences flowing from the fore- going Properties of Water. Correction of Errors.....	116
18. The Motion of Glaciers. Measurements by Hugi and Agassiz. Drifting of Huts on the Ice.....	100	47. The Molecular Mechanism of Water- Congelation.....	116
19. Precise Measurements of Agassiz and Forbes. Motion of a Glacier proved to resemble the Motion of a River.....	100	48. The Dirt Bands of the Mer de Glace.....	117
20. The Theodolite and its Use. Our own Measurements.....	101	49. Sea-ice and Icebergs.....	119
21. Motion of the Mer de Glace.....	101	50. The Eggischhorn, the Märgelin See and its icebergs.....	119
22. Unequal Motion of the two Sides of the Mer de Glace.....	103	51. The Bel Alp.....	121
23. Suggestion of a new Likeness of Glaci- er Motion to River Motion. Con- jecture tested.....	104	52. The Riffelberg and Gönner Glacier.....	121
24. New Law of Glacier Motion.....	105	53. Ancient Glaciers of Switzerland.....	122
25. Motion of Axis of Mer de Glace.....	105	54. Erratic Blocks.....	123
26. Motion of Tributary Glaciers.....	105	55. Ancient Glaciers of England, Ireland, Scotland, and Wales.....	123
27. Motion of Top and Bottom of Glacier.....	105	56. The Glacier Epoch.....	124
28. Lateral Compression of a Glacier.....	106	57. Glacial Theories.....	125
		58. Dilatation and Sliding Theories.....	125
		59. Plastic Theory.....	125
		60. Viscous Theory.....	126
		61. Regelation Theory.....	127
		62. Cause of Regelation.....	128
		63. Faraday's View of Regelation.....	129
		64. The Blue Veins of Glaciers.....	130
		65. Relation of Structure to Pressure.....	132
		66. Slate Cleavage and Glacier Lamination.....	133
		67. Conclusion.....	133





# THE FORMS OF WATER

IN

CLOUDS AND RIVERS, ICE AND GLACIERS,

BY

JOHN TYNDALL, LL.D., F.R.S.,

PROFESSOR OF NATURAL PHILOSOPHY IN THE ROYAL INSTITUTION, LONDON.

WITH NINETEEN ILLUSTRATIONS DRAWN UNDER THE DIRECTION  
OF THE AUTHOR.

---

## PREFACE TO THE FOURTH EDITION.

At a meeting of the Managers of the Royal Institution held on December 12th, 1825, "the Committee appointed to consider what lectures should be delivered in the Institution in the next session," reported "that they had consulted Mr. Faraday on the subject of engaging him to take a part in the juvenile lectures proposed to be given during the Christmas and Easter recesses, and they found his avocations were such that it would be exceedingly inconvenient for him to engage in such lectures."

At a general monthly meeting of the members of the Royal Institution, held on December 4th, 1826, the Managers reported "that they had engaged Mr. Wallis to deliver a course of lectures on Astronomy, adapted to a juvenile auditory, during the Christmas vacation."

In a report dated April 16th, 1827, the Board of Visitors express "their satisfaction at finding that the plan of juvenile courses of lectures has been resorted to. They feel sure that the influence of the Institution cannot be extended too far, and the system of instructing the younger portion of the community is one of the most effective means which the Institution possesses for the diffusion of science."

Faraday's holding aloof was but temporary, for at Christmas, 1827, we find him

giving a "Course of Six Elementary Lectures on Chemistry, adapted to a Juvenile Auditory."\*

The Easter lectures were soon abandoned; but from the date here referred to to the present time the Christmas lectures have been a marked feature of the Royal Institution.

In 1871 it fell to my lot to give one of these courses. I had been frequently invited to write on Glaciers in encyclopædias, journals, and magazines, but had always declined to do so. I had also abstained from making them the subject of a course of lectures, wishing to take no advantage of my position here, and indeed to avoid writing a line or uttering a sentence on the subject for which I could not be held personally responsible. In view of the discussions which the subject had provoked, I thought this the fairest course.

But, in 1871, the time (I imagined) had come, when, without risk of offence, I might tell our young people something about the labors of those who had unravelled for their instruction the various problems of the ice-world. My lamented friend and ever-helpful counsellor, Dr. Bence Jones, thought the subject a good one, and accordingly it was chosen. Strong in my sympathy with youth, and remembering the damage done by defective exposition to my own young mind, I sought, to the best of my ability, to confer upon these lectures clearness, thoroughness,



and life.

Wishing, moreover, to render them of permanent value, I wrote out copious Notes of the course, and had them distributed among the boys and girls. In preparing these Notes I aimed at nothing less than presenting to my youthful audience, in a concentrated but perfectly digestible form, every essential point embraced in the literature of the glaciers, and some things in addition, which, derived as they were from my own recent researches, no book previously published on the subject contained.

But my theory of education agrees with that of Emerson, according to which instruction is only half the battle, what he calls *provocation* being the other half. By this he means that power of the teacher, through the force of his character and the vitality of his thought, to bring out all the latent strength of his pupil, and to invest with interest even the driest matters of detail. In the present instance I was determined to shirk nothing essential, however dry; and, to keep my mind alive to the requirements of my pupil, I proposed a series of ideal rambles, in which he should be always at my side. Oddly enough, though I was here dealing with what might be called the abstract idea of a boy, I realized his presence so fully as to entertain for him, before our excursions ended, an affection consciously warm and real.

The Notes here referred to were at first intended for the use of my audience alone. At the urgent request of a friend I slightly expanded them, and converted them into the little book here presented to the reader.

The amount of attention bestowed upon the volume induces me to give this brief history of its origin.

A German critic, whom I have no reason to regard as specially favorable to me or it, makes the following remark on the style of the book: "This passion [for the mountains] tempts him to reveal more of his Alpine wanderings than is necessary for his demonstrations. The reader, however, will not find this a disagreeable interruption of the course of thought; for the book thereby gains wonderfully in vividness." This, I would say, was the express aim of the breaks referred to. I desired to keep my companion fresh, as well as instructed, and these interruptions were so many breathing-places where the intellectual tension was purposely relaxed and the mind of the pupil braced to fresh action.

Of other criticisms, flattering and otherwise, I forbear to speak. As regards some of them, indeed, it would be a reproach to that manliness which I have sought to encourage in my pupil to return blow for blow. If the reader be acquainted with them, this will let him know how I regard them; and if he be not acquainted with them, I would recommend him to ignore them, and to form his own judgment of this book. No fair-minded person who reads it will dream that I, in writing it, had thought of acting other-

wise than justly and generously toward my predecessors, the last of whom, to the grief of all who knew him, has recently passed away.

JOHN TYNDALL.

APRIL, 1874.

### § 1. CLOUDS, RAINS, AND RIVERS.

1. EVERY occurrence in Nature is preceded by other occurrences which are its causes, and succeeded by others which are its effects. The human mind is not satisfied with observing and studying any natural occurrence alone, but takes pleasure in connecting every natural fact with what has gone before it and with what is to come after it.

2. Thus, when we enter upon the study of rivers and glaciers, our interest will be greatly augmented by taking into account not only their actual appearances, but also their causes and effects.

3. Let us trace a river to its source. Beginning where it empties itself into the sea, and following it backward, we find it from time to time joined by tributaries which swell its waters. The river of course becomes smaller as these tributaries are passed. It shrinks first to a brook, then to a stream; this again divides itself into a number of smaller streamlets, ending in mere threads of water. These constitute the source of the river, and are usually found among hills.

4. Thus the Severn has its source in the Welsh Mountains; the Thames in the Cotswold Hills; the Danube in the hills of the Black Forest; the Rhine and the Rhone in the Alps; the Ganges in the Himalaya Mountains; the Euphrates near Mount Ararat; the Garonne in the Pyrenees; the Elbe in the Giant Mountains of Bohemia; the Missouri in the Rocky Mountains, and the Amazon in the Andes of Peru.

5. But it is quite plain that we have not yet reached the real beginning of the rivers. Whence do the earliest streams derive their water? A brief residence among the mountains would prove to you that they are fed by rains. In dry weather you would find the streams feeble, sometimes indeed quite dried up. In wet weather you would see them foaming torrents. In general these streams lose themselves as little threads of water upon the hill-sides; but sometimes you may trace a river to a definite spring. The river Albula in Switzerland, for instance, rushes at its origin in considerable volume from a mountain-side. But you very soon assure yourself that such springs are also fed by rain, which has percolated through the rocks or soil, and which, through some orifice that it has found or formed, comes to the light of day.

6. But we cannot end here. Whence comes the rain which forms the mountain streams? Observation enables you to answer the question. Rain does not come from a clear sky. It comes from clouds. But what are clouds? Is there nothing you are acquainted with which they resemble? You discover at once a likeness between them and the condensed steam of a locomotive. At



every puff of the engine a cloud is projected into the air. Watch the cloud sharply: you notice that it first forms at a little distance from the top of the funnel. Give close attention and you will sometimes see a perfectly clear space between the funnel and the cloud. Through that clear space the thing which makes the cloud must pass. What, then, is this thing which at one moment is transparent and invisible, and at the next moment visible as a dense opaque cloud?

7. It is the *steam* or *vapor of water* from the boiler. Within the boiler this steam is transparent and invisible; but to keep it in this invisible state a heat would be required as great as that within the boiler. When the vapor mingles with the cold air above the hot funnel it ceases to be vapor. Every bit of steam shrinks, when chilled, to a much more minute particle of water. The liquid particles thus produced form a kind of *water-dust* of exceeding fineness, which floats in the air, and is called a *cloud*.

8. Watch the cloud-banner from the funnel of a running locomotive; you see it growing gradually less dense. It finally melts away altogether, and if you continue your observations you will not fail to notice that the speed of its disappearance depends upon the character of the day. In humid weather the cloud hangs long and lazily in the air; in dry weather it is rapidly licked up. What has become of it? It has been reconverted into true invisible vapor.

9. The *drier* the air, and the *hotter* the air, the greater is the amount of cloud which can be thus dissolved in it. When the cloud first forms, its quantity is far greater than the air is able to maintain in an invisible state. But as the cloud mixes gradually with a larger mass of air it is more and more dissolved, and finally passes altogether from the condition of a finely-divided liquid into that of transparent vapor or gas.

10. Make the lid of a kettle air-tight, and permit the steam to issue from the pipe; a cloud is precipitated in all respects similar to that issuing from the funnel of the locomotive.

11. Permit the steam as it issues from the pipe to pass through the flame of a spirit-lamp, the cloud is instantly dissolved by the heat, and is not again precipitated. With a special boiler and a special nozzle the experiment may be made more striking, but not more instructive, than with the kettle.

12. Look to your bedroom windows when the weather is very cold outside; they sometimes stream with water derived from the condensation of the aqueous vapor from your own lungs. The windows of railway carriages in winter show this condensation in a striking manner. Pour cold water into a dry drinking-glass on a summer's day: the outside surface of the glass becomes instantly dimmed by the precipitation of moisture. On a warm day you notice no vapor in front of your mouth, but on a cold day you form there a little cloud derived from the condensation of the aqueous vapor from the lungs.

13. You may notice in a ball-room that as long as the door and windows are kept closed, and the room remains hot, the air remains clear; but when the doors or windows are opened a dimness is visible, caused by the precipitation to fog of the aqueous vapor of the ball-room. If the weather be intensely cold the entrance of fresh air may even cause *snow* to fall. This has been observed in Russian ball-rooms; and also in the subterranean stables at Erzeroom, when the doors are opened and the cold morning air is permitted to enter.

14. Even on the driest day this vapor is never absent from our atmosphere. The vapor diffused through the air of this room may be congealed to hoar frost in your presence. This is done by filling a vessel with a mixture of pounded ice and salt, which is colder than the ice itself, and which, therefore, condenses and freezes the aqueous vapor. The surface of the vessel is finally coated with a frozen fur, so thick that it may be scraped away and formed into a snow-ball.

15. To produce the cloud, in the case of the locomotive and the kettle, *heat* is necessary. By heating the water we first convert it into steam, and then, by chilling the steam we convert it into cloud. Is there any fire in nature which produces the clouds of our atmosphere? There is: the fire of the sun.

16. Thus, by tracing backward, without any break in the chain of occurrences, our river from its end to its real beginnings, we come at length to the sun.

## § 2.

17. There are, however, rivers which have sources somewhat different from those just mentioned. They do not begin by driblets on a hill-side, nor can they be traced to a spring. Go, for example, to the mouth of the river Rhone, and trace it backward to Lyons, where it turns to the east. Bending round by Chambéry, you come at length to the Lake of Geneva, from which the river rushes, and which you might be disposed to regard as the source of the Rhone. But go to the head of the lake, and you find that the Rhone there enters it, that the lake is in fact a kind of expansion of the river. Follow this upward; you find it joined by smaller rivers from the mountains right and left. Pass these, and push your journey higher still. You come at length to a huge mass of ice—the end of a glacier—which fills the Rhone valley, and from the bottom of the glacier the river rushes. In the glacier of the Rhone you thus find the source of the river Rhone.

18. But again we have not reached the real beginning of the river. You soon convince yourself that this earliest water of the Rhone is produced by the melting of the ice. You get upon the glacier and walk upward along it. After a time the ice disappears and you come upon snow. If you are a competent mountaineer you may go to the very top of this great snow-field, and if you cross the top



and descend at the other side you finally quit the snow, and get upon another glacier called the Trift, from the end of which rushes a river smaller than the Rhone.

19. You soon learn that the mountain snow feeds the glacier. By some means or other the snow is converted into ice. But whence comes the snow? Like the rain, it comes from the clouds, which, as before, can be traced to vapor raised by the sun. Without solar fire we could have no atmospheric vapor, without vapor no clouds, without clouds no snow, and without snow no glaciers. Curious then as the conclusion may be, the cold ice of the Alps has its origin in the heat of the sun.

### § 3. THE WAVES OF LIGHT.

20. But what is the sun? We know its size and its weight. We also know that it is a globe of fire far hotter than any fire upon earth. But we now enter upon another inquiry. We have to learn definitely what is the meaning of solar light and solar heat; in what way they make themselves known to our senses; by what means they get from the sun to the earth, and how, when there, they produce the clouds of our atmosphere, and thus originate our rivers and our glaciers.

21. If in a dark room you close your eyes and press the eyelid with your finger-nail, a circle of light will be seen opposite to the point pressed, while a sharp blow upon the eye produces the impression of a flash of light. There is a nerve specially devoted to the purposes of vision which comes from the brain to the back of the eye, and there divides into fine filaments, which are woven together to a kind of screen called the *retina*. The retina can be excited in various ways so as to produce the consciousness of light; it may, as we have seen, be excited by the rude mechanical action of a blow imparted to the eye.

22. There is no spontaneous creation of light by the healthy eye. To excite vision the retina must be affected by something coming from without. What is that something? In some way or other, luminous bodies have the power of affecting the retina—but *how*?

23. It was long supposed that from such bodies issued, with inconceivable rapidity, an inconceivably fine matter, which flew through space, passed through the pores supposed to exist in the humors of the eye, reached the retina behind, and by their shock against the retina, aroused the sensation of light.

24. This theory, which was supported by the greatest men, among others by Sir Isaac Newton, was found competent to explain a great number of the phenomena of light, but it was not found competent to explain *all* the phenomena. As the skill and knowledge of experimenters increased, large classes of facts were revealed which could only be explained by assuming that light was produced, not by a fine matter flying through space and hitting the retina, but by the shock of minute *waves*

against the retina.

25. Dip your finger into a basin of water, and cause it to quiver rapidly to and fro. From the point of disturbance issue small ripples which are carried forward by the water, and which finally strike the basin. Here, in the vibrating finger, you have a source of agitation; in the water you have a vehicle through which the finger's motion is transmitted, and you have finally the side of the basin which receives the shock of the little waves.

26. In like manner, according to the *wave theory* of light, you have a source of agitation in the vibrating atoms, or smallest particles, of the luminous body; you have a vehicle of transmission in a substance which is supposed to fill all space, and to be diffused through the humors of the eye; and finally, you have the retina, which receives the successive shocks of the waves. These shocks are supposed to produce the sensation of light.

27. We are here dealing, for the most part, with suppositions and assumptions merely. We have never seen the atoms of a luminous body, nor their motions. We have never seen the medium which transmits their motions, nor the waves of that medium. How, then, do we come to assume their existence?

28. Before such an idea could have taken any real root in the human mind, it must have been well disciplined and prepared by observations and calculations of ordinary wave-motion. It was necessary to know how both water-waves and sound-waves are formed and propagated. It was above all things necessary to know how waves, passing through the same medium, act upon each other. Thus disciplined, the mind was prepared to detect any resemblance presenting itself between the action of light and that of waves. Great classes of optical phenomena accordingly appeared which could be accounted for in the most complete and satisfactory manner by assuming them to be produced by waves, and which could not be otherwise accounted for. It is because of its competence to explain all the phenomena of light that the wave theory now receives universal acceptance on the part of scientific men.

Let me use an illustration. We infer from the flint implements recently found in such profusion all over England and in other countries, that they were produced by men, and also that the Pyramids of Egypt were built by men, because, as far as our experience goes, nothing but men could form such implements or build such Pyramids. In like manner, we infer from the phenomena of light the agency of waves, because, as far as our experience goes, no other agency could produce the phenomena.

### § 4. THE WAVES OF HEAT WHICH PRODUCE THE VAPOR OF OUR ATMOSPHERE AND MELT OUR GLACIERS.

29. Thus, in a general way, I have given you the conception and the grounds of the





FIG. 1.—CLOUD-BANNER OF THE AIGUILLE DU DRU (par. 84 and 227).

conception, which regards light as the product of wave-motion; but we must go farther than this, and follow the conception into some of its details. We have all seen the waves of water, and we know they are of different sizes—different in length and different in height. When, therefore, you are told that the atoms of the sun, and of almost all other luminous bodies, vibrate at different rates, and produce waves of different sizes, your experience of water-waves will enable you to form a tolerably clear notion of what is meant.

30. As observed above, we have never seen the light-waves, but we judge of their presence, their position, and their magnitude, by their effects. Their lengths have been thus determined, and found to vary from about  $\frac{1}{300000}$ th to  $\frac{1}{800000}$ th of an inch.

31. But besides those which produce light, the sun sends forth incessantly a multitude of waves which produce no light. The largest waves which the sun sends forth are of this non-luminous character, though they possess the highest heating power.

32. A common sunbeam contains waves of all kinds, but it is possible to *sift* or *filter* the beam so as to intercept all its light, and to allow its obscure heat to pass unimpeded. For substances have been discovered which, while intensely opaque to the light-waves, are almost perfectly transparent to the others. On the other hand, it is possible, by the choice of proper substances, to intercept in a great degree the pure heat-waves, and to allow the pure light-waves free transmission. This last separation is, however, not so perfect as the first.



33. We shall learn presently how to detach the one class of waves from the other class, and to prove that waves competent to light a fire, fuse metal, or burn the hand like a hot solid, may exist in a perfectly dark place.

34. Supposing, then, that we withdraw, in the first instance, the large heat-waves, and allow the light-waves alone to pass. These may be concentrated by suitable lenses and sent into water without sensibly warming it. Let the light-waves now be withdrawn, and the larger heat-waves concentrated in the same manner, they may be caused to boil the water almost instantaneously.

35. This is the point to which I wished to lead you, and which without due preparation could not be understood. You now perceive the important part played by these large darkness-waves, if I may use the term, in the work of evaporation. When they plunge into seas, lakes, and rivers, they are intercepted close to the surface, and they heat the water at the surface, thus causing it to evaporate; the light-waves at the same time entering to great depths without sensibly heating the water through which they pass. Not only, therefore, is it the sun's fire which produces evaporation, but a particular constituent of that fire, the existence of which you probably were not aware of.

36. Further, it is these self-same lightless waves which, falling upon the glaciers of the Alps, melt the ice and produce all the rivers flowing from the glaciers; for I shall prove to you presently that the light-waves, even when concentrated to the uttermost, are unable to melt the most delicate hoar-frost; much less would they be able to produce the copious liquefaction observed upon the glaciers.

37. These large lightless waves of the sun, as well as the heat-waves issuing from non-luminous hot bodies, are frequently called obscure or invisible heat.

We have here an example of the manner in which phenomena, apparently remote, are connected together in this wonderful system of things that we call Nature. You cannot study a snow-flake profoundly without being led back by it step by step to the constitution of the sun. It is thus throughout Nature. All its parts are interdependent, and the study of any one part *completely* would really involve the study of all.

#### § 5. EXPERIMENTS TO PROVE THE FOREGOING STATEMENTS.

38. Heat issuing from any source not visibly red cannot be concentrated so as to produce the intense effects just referred to. To produce these it is necessary to employ the obscure heat of a body raised to the highest possible state of incandescence. The sun is such a body, and its dark heat is therefore suitable for experiments of this nature.

39. But in the atmosphere of London, and for experiments such as ours, the heat-waves emitted by coke raised to intense whiteness by a current of electricity are much more manageable than the sun's waves. The elec-

tric light has also the advantage that its dark radiation embraces a larger proportion of the total radiation than the dark heat of the sun. In fact, the force or energy, if I may use the term, of the dark waves of the electric light is fully seven times that of its light waves. The electric light, therefore, shall be employed in our experimental demonstrations.

40. From this source a powerful beam is sent through the room, revealing its track by the motes floating in the air of the room; for were the motes entirely absent the beam would be unseen. It falls upon a concave mirror (a glass one silvered behind will answer) and is gathered up by the mirror into a cone of reflected rays; the luminous apex of the cone, which is the *focus* of the mirror, being about fifteen inches distant from its reflecting surface. Let us mark the focus accurately by a pointer.

41. And now let us place in the path of the beam a substance perfectly opaque to light. This substance is iodine dissolved in a liquid called bisulphide of carbon. The light at the focus instantly vanishes when the dark solution is introduced. But the solution is intensely transparent to the dark waves, and a focus of such waves remains in the air of the room after the light has been abolished. You may feel the heat of these waves with your hand; you may let them fall upon a thermometer, and thus prove their presence; or, best of all, you may cause them to produce a current of electricity, which deflects a large magnetic needle. The magnitude of the deflection is a measure of the heat.

42. Our subject now is, by the use of a more powerful lamp, and a better mirror (one silvered in front and with a shorter focal distance), to intensify the action here rendered so sensible. As before, the focus is rendered strikingly visible by the intense illumination of the dust particles. We will first filter the beam so as to intercept its dark waves, and then permit the purely luminous waves to exert their utmost power on a small bundle of gun-cotton placed at the focus.

43. No effect whatever is produced. The gun-cotton might remain there for a week without ignition. Let us now permit the unfiltered beam to act upon the cotton. It is instantly dissipated in an explosive flash. This experiment proves that the light-waves are incompetent to explode the cotton, while the waves of the full beam are competent to do so; hence we may conclude that the dark waves are the real agents in the explosion.

44. But this conclusion would be only probable; for it might be urged that the *mixture* of the dark waves and the light waves is necessary to produce the result. Let us then, by means of our opaque solution, isolate our dark waves and converge them on the cotton. It explodes as before.

45. Hence it is the dark waves, and they only, that are concerned in the ignition of the cotton.

46. At the same dark focus sheets of platinum are raised to vivid redness; zinc is



burned up; paper instantly blazes, magnesium wire is ignited; charcoal within a receiver containing oxygen is set burning; a diamond similarly placed is caused to glow like a star, being afterward gradually dissipated. And all this while the *air* at the focus remains as cool as in any other part of the room.

47. To obtain the light-waves we employ a clear solution of alum in water; to obtain the dark waves we employ the solution of iodine above referred to. But as before stated (32), the alum is not so perfect a filter as the iodine; for it transmits a portion of the obscure heat.

48. Though the light-waves here prove their incompetence to ignite gun-cotton, they are able to burn up black paper; or, indeed, to explode the cotton when it is blackened. The white cotton does not absorb the light, and without absorption we have no heating. The blackened cotton absorbs, is heated, and explodes.

49. Instead of a solution of alum, we will employ for our next experiment a cell of pure water, through which the light passes without sensible absorption. At the focus is placed a test-tube also containing water, the full force of the light being concentrated upon it. The water is not sensibly warmed by the concentrated waves. We now remove the cell of water; no change is visible in the beam, but the water contained in the test-tube now boils.

50. The light-waves being thus proved ineffectual, and the full beam effectual, we may infer that it is the dark waves that do the work of heating. But we clinch our inference by employing our opaque iodine filter. Placing it on the path of the beam, the light is entirely stopped, but the water boils exactly as it did when the full beam fell upon it.

51. The truth of the statement made in paragraph 34 is thus demonstrated.

52. And now with regard to the melting of ice. On the surface of a flask containing a freezing mixture we obtain a thick fur of hoarfrost (Par. 14). Sending the beam through a water-cell, its luminous waves are concentrated upon the surface of the flask. Not a spicula of the frost is dissolved. We now remove the water-cell, and in a moment a patch of the frozen fur as large as half-a-crown is melted. Hence, inasmuch as the full beam produces this effect, and the luminous part of the beam does not produce it, we fix upon the dark portion the melting of the frost.

53. As before, we clinch this inference by concentrating the dark waves alone upon the flask. The frost is dissipated exactly as it was by the full beam.

54. These effects are rendered strikingly visible by darkening with ink the freezing mixture within the flask. When the hoarfrost is removed, the blackness of the surface from which it had been melted comes out in strong contrast with the adjacent snowy whiteness. When the flask itself, instead of the freezing mixture, is blackened, the purely luminous waves being absorbed by the glass,

warm it; the glass reacts upon the frost and melts it. Hence the wisdom of darkening, instead of the flask itself, the mixture within the flask.

55. This experiment proves to demonstration the statement in paragraph 36; that it is the dark waves of the sun that melt the mountain snow and ice, and originate all the rivers derived from glaciers.

There are writers who seem to regard science as an aggregate of facts, and hence doubt its efficacy as an exercise of the reasoning powers. But all that I have here taught you is the result of reason, taking its stand, however, upon the sure basis of observation and experiment. And this is the spirit in which our further studies are to be pursued.

### § 3. OCEANIC DISTILLATION.

56. The sun, you know, is never exactly overhead in England. But at the equator, and within certain limits north and south of it, the sun at certain periods of the year is directly overhead at noon. These limits are called the Tropics of Cancer and of Capricorn. Upon the belt comprised between these two circles the sun's rays fall with their mightiest power; for here they shoot directly downward, and heat both earth and sea more than when they strike slantingly.

57. When the vertical sunbeams strike the land they heat it, and the air in contact with the hot soil becomes heated in turn. But when heated the air expands, and when it expands it becomes lighter. This lighter air rises, like wood plunged into water, through the heavier air overhead.

58. When the sunbeams fall upon the sea the water is warmed, though not so much as the land. The warmed water expands, becomes thereby lighter, and therefore continues to float upon the top. This upper layer of water warms to some extent the air in contact with it, but it also sends up a quantity of aqueous vapor which, being far lighter than air, helps the latter to rise. Thus both from the land and from the sea we have ascending currents established by the action of the sun.

59. When they reach a certain elevation in the atmosphere, these currents divide and flow, part toward the north and part toward the south; while from the north and the south a flow of heavier and colder air sets in to supply the place of the ascending warm air.

60. Incessant circulation is thus established in the atmosphere. The equatorial air and vapor flow above toward the north and south poles, while the polar air flows below toward the equator. The two currents of air thus established are called the upper and the lower trade-winds.

61. But before the air returns from the poles great changes have occurred. For the air as it quitted the equatorial regions was laden with aqueous vapor, which could not subsist in the cold polar regions. It is there precipitated, falling sometimes as rain, or more commonly as snow. The land near the pole is covered with this snow, which gives



birth to vast glaciers in a manner hereafter to be explained.

62. It is necessary that you should have a perfectly clear view of this process, for great mistakes have been made regarding the manner in which glaciers are related to the heat of the sun.

63. It was supposed that if the sun's heat were diminished, greater glaciers than those now existing would be produced. But the lessening of the sun's heat would infallibly diminish the quantity of aqueous vapor, and thus cut off the glaciers at their source. A brief illustration will complete your knowledge here.

64. In the process of ordinary distillation, the liquid to be distilled is heated and converted into vapor in one vessel, and chilled and reconverted into liquid in another. What has just been stated renders it plain that the earth and its atmosphere constitute a vast distilling apparatus in which the equatorial ocean plays the part of the boiler, and the chill regions of the poles the part of the condenser. In this process of distillation *heat* plays quite as necessary a part as *cold*, and before Bishop Heber could speak of "Greenland's icy mountains," the equatorial ocean had to be warmed by the sun. We shall have more to say upon this question afterward.

#### ILLUSTRATIVE EXPERIMENTS.

35. I have said that when heated, air expands. If you wish to verify this for yourself, proceed thus. Take an empty flask, stop it by a cork; pass through the cork a narrow glass tube. By heating the tube in a spirit-lamp you can bend it downward, so that when the flask is standing upright the open end of the narrow tube may dip into water. Now cause the flame of your spirit-lamp to play against the flask. The flame heats the glass, the glass heats the air; the air expands, is driven through the narrow tube, and issues in a storm of bubbles from the water.

66. Were the heated air unconfined, it would rise in the heavier cold air. Allow a sun-beam or any other intense light to fall upon a white wall or screen in a dark room. Bring a heated poker, a candle, or a gas-flame underneath the beam. An ascending current rises from the heated body through the beam, and the action of the air upon the light is such as to render the wreathing and waving of the current strikingly visible upon the screen. When the air is hot enough, and therefore light enough, if entrapped in a paper bag it carries the bag upward, and you have the fire balloon.

67. Fold two sheets of paper into two cones, and suspend them with their closed points upward from the end of a delicate balance. See that the cones balance each other. Then place for a moment the flame of a spirit-lamp beneath the open base of one of them; the hot air ascends from the lamp and instantly tosses upward the cone above it.

68. Into an inverted glass shade introduce

a little smoke. Let the air come to rest, and then simply place your hand at the open mouth of the shade. Mimic hurricanes are produced by the air warmed by the hand, which are strikingly visible when the smoke is illuminated by a strong light.

69. The heating of the tropical air by the sun is *indirect*. The solar beams have scarcely any power to heat the air through which they pass; but they heat the land and ocean, and these communicate their heat to the air in contact with them. The air and vapor start upward charged with the heat thus communicated.

#### § 7. TROPICAL RAINS.

70. But long before the air and vapor from the equator reach the poles, precipitation occurs. Wherever a humid warm wind mixes with a cold dry one, rain falls. Indeed the heaviest rains occur at those places where the sun is vertically overhead. We must inquire a little more closely into their origin.

71. Fill a bladder about two thirds full of air at the sea-level, and take it to the summit of Mont Blanc. As you ascend, the bladder becomes more and more distended; at the top of the mountain it is fully distended, and has evidently to bear a pressure from within. Returning to the sea-level you find that the tightness disappears, the bladder finally appearing as flaccid as at first.

72. The reason is plain. At the sea-level the air within the bladder has to bear the pressure of the whole atmosphere, being thereby squeezed into a comparatively small volume. In ascending the mountain, you leave more and more of the atmosphere behind; the pressure becomes less and less, and by its expansive force the air within the bladder swells as the outside pressure is diminished. At the top of the mountain the expansion is quite sufficient to render the bladder tight, the pressure within being then actually greater than the pressure without. By means of an air-pump we can show the expansion of a balloon partly filled with air, when the external pressure has been in part removed.

73. But why do I dwell upon this? Simply to make plain to you that the *unconfined air*, heated at the earth's surface, and ascending by its lightness, must expand more and more the higher it rises in the atmosphere.

74. And now I have to introduce to you a new fact, toward the statement of which I have been working for some time. It is this: *The ascending air is chilled by its expansion*. Indeed this chilling is one source of the coldness of the higher atmospheric regions. And now fix your eye upon those mixed currents of air and aqueous vapor which rise from the warm tropical ocean. They start with plenty of heat to preserve the vapor as vapor; but as they rise they come into regions already chilled, and they are still further chilled by their own expansion. The consequence might be foreseen. The



load of vapor is in great part precipitated, dense clouds are formed, their particles coalesce to rain-drops, which descend daily in gushes so profuse that the word "torrential" is used to express the copiousness of the rainfall. I could show you this chilling by expansion, and also the consequent precipitation of clouds.

75. Thus long before the air from the equator reaches the poles, its vapor is in great part removed from it, having descended to the earth as rain. Still a good quantity of the vapor is carried forward, which yields hail, rain, and snow in northern and southern lands.

#### ILLUSTRATIVE EXPERIMENTS.

76. I have said that the air is chilled during its expansion. Prove this, if you like, thus. With a condensing syringe, you can force air into an iron box furnished with a stopcock, to which the syringe is screwed. Do so till the density of the air within the box is doubled or trebled. Immediately after this condensation, both the box and the air within it are *warm*, and can be proved to be so by a proper thermometer. Simply turn the cock and allow the compressed air to stream into the atmosphere. The current, if allowed to strike a thermometer, visibly chills it; and with other instruments the chill may be made more evident still. Even the hand feels the chill of the expanding air.

77. Throw a strong light, a concentrated sunbeam for example, across the issuing current; if the compressed air be ordinary humid air, you see the precipitation of a little cloud by the chill accompanying the expansion. This cloud-formation may, however, be better illustrated in the following way:

78. In a darkened room send a strong beam of light through a glass tube three feet long and three inches wide, stopped at its ends by glass plates. Connect the tube by means of a stopcock with a vessel of about one fourth its capacity, from which the air has been removed by an air-pump. The exhausted cylinder of the pump itself will answer capably. Fill the glass tube with humid air; then simply turn on the stopcock which connects it with the exhausted vessel. Having more room the air expands, cold accompanies the expansion, and, as a consequence, a dense and brilliant cloud immediately fills the tube. If the experiment be made for yourself alone, you may see the cloud in ordinary daylight; indeed, the brisk exhaustion of any receiver filled with humid air is known to produce this condensation.

79. Other vapors than that of water may be thus precipitated, some of them yielding clouds of intense brilliancy, and displaying iridescences, such as are sometimes, but not frequently, seen in the clouds floating over the Alps.

80. In science, what is true for the small is true for the large. Thus by combining the conditions observed on a large scale in nature we obtain on a small scale the phenomena of atmospheric clouds.

#### § 8. MOUNTAIN CONDENSERS.

81. To complete our view of the process of atmospheric precipitation we must take into account the action of mountains. Imagine a south-west wind blowing across the Atlantic toward Ireland. In its passage it charges itself with aqueous vapor. In the south of Ireland it encounters the mountains of Kerry: the highest of these is Magillcuddy's Reeks, near Killarney. Now the lowest stratum of this Atlantic wind is that which is most fully charged with vapor. When it encounters the base of the Kerry mountains it is tilted up and flows bodily over them. Its load of vapor is therefore carried to a height, it expands on reaching the height, it is chilled in consequence of the expansion, and comes down in copious showers of rain. From this, in fact, arises the luxuriant vegetation of Killarney; to this, indeed, the lakes owe their water supply. The cold crests of the mountains also aid in the work of condensation.

82. Note the consequence. There is a town called Cahirciveen, to the south-west of Magillcuddy's Reeks, at which observations of the rainfall have been made, and a good distance farther to the north-east, right in the course of the south-west wind, there is another town, called Portarlinton, at which observations of rainfall have also been made. But before the wind reaches the latter station it has passed over the mountains of Kerry and left a great portion of its moisture behind it. What is the result? At Cahirciveen, as shown by Dr. Lloyd, the rainfall amounts to 59 inches in a year, while at Portarlinton it is only 21 inches.

83. Again, you may sometimes descend from the Alps, when the fall of rain and snow is heavy and incessant, into Italy, and find the sky over the plains of Lombardy blue and cloudless, the wind at the same time *blowing over the plain toward the Alps*. Below the wind is hot enough to keep its vapor in a perfectly transparent state; but it meets the mountains, is tilted up, expanded, and chilled. The cold of the higher summits also helps the chill. The consequence is that the vapor is precipitated as rain or snow, thus producing bad weather upon the heights, while the plains below, flooded with the same air, enjoy the aspect of the unclouded summer sun. Clouds blowing *from* the Alps are also sometimes dissolved over the plains of Lombardy.

84. In connection with the formation of clouds by mountains, one particularly instructive effect may be here noticed. You frequently see a streamer of cloud many hundred yards in length drawn out from an Alpine peak. Its steadiness appears perfect, though a strong wind may be blowing at the same time over the mountain-head. Why is the cloud not blown away? It is blown away; its permanence is only apparent. At one end it is incessantly dissolved, at the other end it is incessantly renewed: supply and consumption being thus equalized, the



cloud appears as changeless as the mountain to which it seems to cling. When the red sun of the evening shines upon these cloud-streamers they resemble vast torches with their flames blown through the air.

### § 9. ARCHITECTURE OF SNOW.

85. We now resemble persons who have climbed a difficult peak, and thereby earned the enjoyment of a wide prospect. Having made ourselves masters of the conditions necessary to the production of mountain snow, we are able to take a comprehensive and intelligent view of the phenomena of glaciers.

86. A few words are still necessary as to the formation of snow. The molecules and atoms of all substances, when allowed free play, build themselves into definite and, for the most part, beautiful forms called crystals. Iron, copper, gold, silver, lead, sulphur, when melted and permitted to cool gradually, all show this crystallizing power. The metal bismuth shows it in a particularly striking manner, and when properly fused and solidified, self-built crystals of great size and beauty are formed of this metal.

87. If you dissolve saltpetre in water, and allow the solution to evaporate slowly, you may obtain large crystals, for no portion of the salt is converted into vapor. The water of our atmosphere is fresh, though it is derived from the salt sea. Sugar dissolved in water, and permitted to evaporate, yields crystals of sugar candy. Alum readily crystallizes in the same way. Flints dissolved, as they sometimes are in nature, and permitted to crystallize, yield the prisms and pyramids of rock crystal. Chalk dissolved and crystallized yields Iceland spar. The diamond is crystallized carbon. All our precious stones, the ruby, sapphire, beryl, topaz, emerald, are all examples of this crystallizing power.

88. You have heard of the force of gravitation, and you know that it consists of an attraction of every particle of matter for every other particle. You know that planets and moons are held in their orbits by this attraction. But gravitation is a very simple affair compared to the force, or rather forces, of crystallization. For here the ultimate particles of matter, inconceivably small as they are, show themselves possessed of attractive and repellen poles, by the mutual action of which the shape and structure of the crystal are determined. In the solid condition the attracting poles are rigidly locked together; but if sufficient heat be applied the bond of union is dissolved, and in the state of fusion the poles are pushed so far asunder as to be practically out of each other's range. The natural tendency of the molecules to build themselves together is thus neutralized.

89. This is the case with water, which as a liquid is to all appearance formless. When sufficiently cooled the molecules are brought within the play of the crystallizing force, and they then arrange themselves in forms of indescribable beauty. When snow is pro-

duced in calm air, the icy particles build themselves into beautiful stellar shapes, each star possessing six rays. There is no deviation from this type, though in other respects the appearances of the snow stars are infinitely various. In the polar regions these exquisite forms were observed by Dr. Scoresby, who gave numerous drawings of them. I have observed them in midwinter filling the air, and loading the slopes of the Alps. But in England they are also to be seen, and no words of mine could convey so vivid an impression of their beauty as the annexed drawings of a few of them, executed at Greenwich by Mr. Glaisher.

90. It is worth pausing to think what wonderful work is going on in the atmosphere during the formation and descent of every snow-shower: what building power is brought into play! and how imperfect seem the productions of human minds and hands when compared with those formed by the blind forces of nature!

91. But who ventures to call the forces of nature blind? In reality, when we speak thus we are describing our own condition. The blindness is ours; and what we really ought to say, and to confess, is that our powers are absolutely unable to comprehend either the origin or the end of the operations of nature.

92. But while we thus acknowledge our limits, there is also reason for wonder at the extent to which science has mastered the system of nature. From age to age, and from generation to generation, fact has been added to fact, and law to law, the true method and order of the Universe being thereby more and more revealed. In doing this science has encountered and overthrown various forms of superstition and deceit, of credulity and imposture. But the world continually produces weak persons and wicked persons; and as long as they continue to exist side by side, as they do in this our day, very debasing beliefs will also continue to infest the world.

### § 10. ATOMIC POLES.

93. "What did I mean when, a few moments ago (88), I spoke of attracting and repellent poles?" Let me try to answer this question. You know that astronomers and geographers speak of the earth's poles, and you have also heard of magnetic poles, the poles of a magnet being the points at which the attraction and repulsion of the magnet are as it were concentrated.

94. Every magnet possesses two such poles; and if iron filings be scattered over a magnet, each particle becomes also endowed with two poles. Suppose such particles devoid of weight and floating in our atmosphere, what must occur when they come near each other? Manifestly the repellent poles will retreat from each other, while the attractive poles will approach and finally lock themselves together. And supposing the particles, instead of a single pair, to possess several pairs of poles arranged at definite






FIG. 2.—SNOW CRYSTALS.

points over their surfaces ; you can then picture them, in obedience to their mutual attractions and repulsions, building themselves together to form masses of definite shape and structure.

95. Imagine the molecules of water in calm cold air to be gifted with poles of this description, which compel the particles to lay themselves together in a definite order, and you have before your mind's eye the unseen architecture which finally produces the visi-

ble and beautiful crystals of the snow. Thus our first notions and conceptions of poles are obtained from the sight of our eyes in looking at the effects of magnetism ; and we then transfer these notions and conceptions to particles which no eye has ever seen. The power by which we thus picture to ourselves effects beyond the range of the senses is what philosophers call the Imagination, and in the effort of the mind to seize upon the unseen architecture of crystals, we



have an example of the "scientific use" of this faculty. Without imagination we might have *critical* power, but not *creative* power, in science.

#### § 11. ARCHITECTURE OF LAKE ICE.

96. We have thus made ourselves acquainted with the beautiful snow-flowers self-constructed by the molecules of water in calm cold air. Do the molecules show this architectural power when ordinary water is frozen? What, for example, is the structure of the ice over which we skate in winter? Quite as wonderful as the flowers of the snow. The observation is rare, if not new, but I have seen in water slowly freezing six-rayed ice-stars formed, and floating free on the surface. A six-rayed star, moreover, is typical of the construction of all our lake ice. It is built up of such forms wonderfully interlaced.

97. Take a slab of lake ice and place it in the path of a concentrated sunbeam. Watch the track of the beam through the ice. Part of the beam is stopped, part of it goes through; the former produces internal liquefaction, the latter has no effect whatever upon the ice. But the liquefaction is not uniformly diffused. From separate spots of the ice little shining points are seen to sparkle forth. Every one of those points is surrounded by a beautiful liquid flower with six petals.

98. Ice and water are so optically alike that unless the light fall properly upon these flowers you cannot see them. But what is the central spot? A vacuum. Ice swims on water because, bulk for bulk, it is lighter than water; so that when ice is melted it shrinks in size. Can the liquid flowers then occupy the whole space of the ice melted? Plainly no. A little empty space is formed with the flowers, and this space, or rather its surface, shines in the sun with the lustre of burnished silver.

99. In all cases the flowers are formed parallel to the surface of freezing. They are formed when the sun shines upon the ice of every lake; sometimes in myriads, and so small as to require a magnifying-glass to see them. They are always attainable, but their beauty is often marred by internal defects of the ice. Even one portion of the same piece of ice may show them exquisitely, while a second portion shows them imperfectly.

100. Annexed is a very imperfect sketch of these beautiful figures.

101. Here we have a reversal of the process of crystallization. The searching solar beam is delicate enough to take the molecules down without deranging the order of their architecture. Try the experiment for yourself with a pocket-lens on a sunny day. You will not find the flowers confused; they all lie parallel to the surface of freezing. In this exquisite way every bit of the ice over which our skaters glide in winter is put together.

102. I said, in 97, that a portion of the sunbeam was stopped by the ice and lique-

fied it. What is this portion? The dark heat of the sun. The great body of the light waves and even a portion of the dark ones pass through the ice without losing any of their heating power. When properly concentrated on combustible bodies, even after having passed through the ice, their burning power becomes manifest.

103. And the ice itself may be employed to concentrate them. With an ice-lens in the polar regions Dr. Scoresby has often concentrated the sun's rays so as to make them burn wool, fire gunpowder, and melt lead; thus proving that the heating power is retained by the rays, even after they have passed through so cold a substance.

104. By rendering the rays of the electric lamp parallel, and then sending them through a lens of ice, we obtain all the effects which Dr. Scoresby obtained with the rays of the sun.

#### § 12. THE SOURCE OF THE ARVEIRON.—ICE PINNACLES, TOWERS, AND CHASMS OF THE GLACIER DES BOIS.—PASSAGE TO THE MONTANVERT.

105. Our preparatory studies are for the present ended, and thus informed, let us approach the Alps. Through the village of Chamouni, in Savoy, a river rushes which is called the Arve. Let us trace this river backward from Chamouni. At a little distance from the village the river forks; one of its branches still continues to be called the Arve, the other is the Arveiron. Following this latter we come to what is called the "source of the Arveiron"—a short hour's walk from Chamouni. Here, as in the case of the Rhone already referred to, you are fronted by a huge mass of ice, the end of a glacier, and from an arch in the ice the Arveiron issues. Do not trust the arch in summer. Its roof falls at intervals with a startling crash, and would infallibly crush any person on whom it might fall.

106. We must now be observant. Looking about us here, we find in front of the ice curious heaps and ridges of débris, which are more or less concentric. These are the *terminal moraines* of the glacier. We shall examine them subsequently.

107. We now turn to the left, and ascend the slope beside the glacier. As we ascend we get a better view, and find that the ice here fills a narrow valley. We come upon another singular ridge, not of fresh débris, like those lower down, but covered in part with trees, and appearing to be literally as "old as the hills." It tells a wonderful tale. We soon satisfy ourselves that the ridge is an ancient moraine, and at once conclude that the glacier, at some former period of its existence, was vastly larger than it is now. This old moraine stretches right across the main valley, and abuts against the mountains at the opposite side.

108. Having passed the terminal portion of the glacier, which is covered with stones and rubbish, we find ourselves beside a very wonderful exhibition of ice. The glacier de



ascends a steep gorge, and in doing so is riven and broken in the most extraordinary manner. Here are towers, and pinnacles, and fantastic shapes wrought out by the action of the weather, which put one in mind of rude sculpture. From deep chasms in the glacier issues a delicate shimmer of blue light. At times we hear a sound like thunder, which arises either from the falling of a tower of ice or from the tumble of a huge stone into a chasm. The glacier maintains this wild and chaotic character for some time: and the best iceman would find himself defeated in any attempt to get along it.

109. We reach a place called the Chapeau, where, if we wish, we can have refreshment in a little mountain hut. We then pass the *Mauvais Pas*, a precipitous rock, on the face of which steps are hewn, and the unpractised traveller is assisted by a rope. We pursue our journey, partly along the mountain-side, and partly along a ridge of singularly artificial aspect—a *lateral moraine*. We at length face a house perched upon an eminence at the opposite side of the glacier. This is the auberge of the Montanvert, well known to all visitors to this portion of the Alps.

110. Here we cross the glacier. I should have told you that its lower part, including the broken portion we have passed, is called the Glacier des Bois; while the place that we are now about to cross is the beginning of the Mer de Glace. You feel that this term is not quite appropriate, for the glacier here is much more like a *river* of ice than a sea. The valley which it fills it about half a mile wide.

111. The ice may be riven where we enter upon it, but with the necessary care there is no difficulty in crossing this portion of the Mer de Glace. The clefts and chasms in the ice are called *crevasses*; we shall make their acquaintance on a grander scale by and by.

112. Look up and down this side of the glacier. It is considerably riven, but as we advance the crevasses will diminish, and we shall find very few of them at the other side. Note this for future use. The ice is at first dirty; but the dirt soon disappears, and you come upon the clean crisp surface of the glacier. You have already noticed that the clean ice is white, and that from a distance it resembles snow rather than ice. This is caused by the breaking up of the surface by the solar heat. When you pound transparent rock-salt into powder it is as white as table-salt, and it is the minute fissuring of the surface of the glacier by the sun's rays that causes it to appear white. *Within* the glacier the ice is transparent. After an exhilarating passage we get upon the opposite lateral moraine, and ascend the steep slope from it to the Montanvert Inn.

§ 13. THE MER DE GLACE AND ITS SOURCES.—OUR FIRST CLIMB TO THE CLEFT STATION.

113. Here the view before us is very grand. We look across the glacier at the

beautiful pyramid of the Aiguille du Dru (shown in our frontispiece); and to the right at the Aiguille des Charmoz, with its sharp pinnacles bent as if they were ductile. Looking straight up the glacier the view is bounded by the great crests called La Grande Jorasse, nearly 14,000 feet high. Our object now is to get into the very heart of the mountains, and to pursue to its origin the wonderful frozen river which we have just crossed.

114. Starting from the Montanvert with the glacier below us to our left, we soon reach some rocks resembling the Mauvais Pas; they are called *les Ponts*. We cross them and reach *l'Angle*, where we quit the land for the ice. We walk up the glacier, but before reaching the promontory called Trélaporte, we take once more to the mountain-side; for though the path here has been forsaken on account of its danger, for the sake of knowledge we are prepared to incur danger to a reasonable extent. A little glacier reposes on the slope to our right. We may see a huge boulder or two poised on the end of the glacier, and, if fortunate, also see the boulder liberated and plunging violently down the slope. Presence of mind is all that is necessary to render our safety certain; but travellers do not always show presence of mind, and hence the path which formerly led over this slope has been forsaken. The whole slope is cumbered by masses of rock which this little glacier has sent down. These I wished you to see; by and by they shall be fully accounted for.

115. Above Trélaporte to the right you see a most singular cleft in the rocks, in the middle of which stands an isolated pillar, hewn out by the weather. Our next object is to get to the tower of rock to the left of that cleft, for from that position we shall gain a most commanding and instructive view of the Mer de Glace and its sources.

116. The cleft referred to, with its pillar, may be seen to the right of the above engraving of the Mer de Glace. Below the cleft is also seen the little glacier just referred to.

117. We may reach this cleft by a steep gully, visible from our present position, and leading directly up to the cleft. But these gullies, or couloirs, are very dangerous, being the pathways of stones falling from the heights. We will therefore take the rocks to the left of the gully, by close inspection ascertain their assailable points, and there attack them. In the Alps as elsewhere wonderful things may be done by looking steadfastly at difficulties, and testing them wherever they appear assailable. We thus reach our station, where the glory of the prospect, and the insight that we gain as to the formation of the Mer de Glace, far more than repay us for the labor of our ascent.

118. For we see, the glacier below us, stretching its frozen tongue downward past the Montanvert. And we now find this single glacier branching out into three others, some of them wider than itself. Regard the



FIG. 4.—THE MER DE GLACE SHOWING MONT TACUL AND THE GRANDE JORASSE, WITH OUR CLEFT ABOVE TÉLLAPORTE TO THE RIGHT.



branch to the right, the Glacier du Géant. It stretches smoothly up for a long distance, then becomes disturbed, and then changes to a great frozen cascade, down which the ice appears to tumble in wild confusion. Above the cascade you see an expanse of shining snow, occupying an area of some square miles.

#### § 14. ICE-CASCADE AND SNOWS OF THE COL DU GÉANT.

119. Instead of climbing to the height where we now stand, we might have continued our walk upon the Mer de Glace turned round

the promontory of Téllaporte, and walked right up the Glacier du Géant. We should have found ice under our feet up to the bottom of the cascade. It is not so compact as the ice lower down, but you would not think of refusing to call it ice.

120. As we approach the fall, the smooth and unbroken character of the glacier changes more and more. We encounter transverse ridges succeeding each other with augmenting steepness. The ice becomes more and more fissured and confused. We wind through tortuous ravines, climb huge ice-mounds, and creep cautiously along



crumbling crests, with crevasses right and left. The confusion increases until further advance along the centre of the glacier is impossible.

121. But with the aid of an axe to cut steps in the steeper ice-walls and slopes we might, by swerving to either side of the glacier, work our way to the top of the cascade. If we ascended to the right, we should have to take care of the ice avalanches which sometimes thunder down the slopes; if to the left, we should have to take care of the stones let loose from the Aiguille Noire. After we had cleared the cascade, we should have to beware for a time of the crevasses, which for some distance above the fall yawn terribly. But by caution we could get round them, and sometimes cross them by bridges of snow. Here the skill and knowledge to be acquired only by long practice come into play; and here also the use of the Alpine rope suggests itself. For not only are the snow-bridges often frail, but whole crevasses are sometimes covered, the unhappy traveller being first made aware of their existence by the snow breaking under his feet. Many lives have thus been lost, and some quite recently.

122. Once upon the plateau above the ice-fall we find the surface totally changed. Below the fall we walked upon ice; here we are upon snow. After a gentle but long ascent we reach a depression of the ridge which bounds the snow-field at the top, and now look over Italy. We stand upon the famous Col du Géant.

123. They were no idle scampers on the mountains that made these wild recesses first known; it was not the desire for health which now brings some, or the desire for grandeur and beauty which brings others, or the wish to be able to say that they have climbed a mountain or crossed a col, which I fear brings a good many more; it was a desire for *knowledge* that brought the first explorers here, and on this col the celebrated De Saussure lived for seventeen days, making scientific observations.

#### § 15. QUESTIONING THE GLACIERS.

124. I would now ask you to consider for a moment the facts which such an excursion places in our possession. The snow through which we have in idea trudged is the snow of last winter and spring. Had we placed last August a proper mark upon the surface of the snow, we should find it this August at a certain depth beneath the surface. A good deal has been melted by the summer sun, but a good deal of it remains, and it will continue until the snows of the coming winter fall and cover it. This again will be in part preserved till next August, a good deal of it remaining until it is covered by the snow of the subsequent winter. We thus arrive at the certain conclusion that on the plateau of the Col du Géant *the quantity of snow that falls annually exceeds the quantity melted.*

125. Had we come in the month of April

or May, we should have found the glacier below the ice fall also covered with snow, which is now entirely cleared away by the heat of summer. Nay, more, the ice there is obviously melting, forming running brooks which cut channels in the ice, and expand here and there into small blue-green lakes. Hence you conclude with certainty that below the ice-fall *the quantity of frozen material falling upon the glacier is less than the quantity melted.*

126. And this forces upon us another conclusion; between the glacier below the ice-fall and the plateau above it there must exist a line where the quantity of snow which falls is *exactly equal* to the quantity annually melted. This is the *snow-line*. On some glaciers it is quite distinct, and it would be distinct here were the ice less broken and confused than it actually is.

127. The French term *névé* is applied to the glacial region above the snow-line, while the word *glacier* is restricted to the ice below it. Thus the snows of the Col du Géant constitute the *névé* of the Glacier du Géant, and in part, the *névé* of the Mer de Glace.

128. But if every year thus leaves a residue of snow upon the plateau of the Col du Géant, it necessarily follows that the plateau must get annually higher, *provided the snow remain upon it*. Equally certain is the conclusion that the whole length of the glacier below the cascade must sink gradually lower, *if the waste of annual melting be not made good*. Supposing two feet of snow a year to remain upon the Col, this would raise it to a height far surpassing that of Mont Blanc in five thousand years. Such accumulation must take place if the snow remain upon the Col; but the accumulation does *not* take place, hence the snow does not remain on the Col. The question then is, Whither does it go?

#### § 16. BRANCHES AND MEDIAL MORAINES OF THE MER DE GLACE FROM THE CLEFT STATION.

129. We shall grapple with this question immediately. Meanwhile look at that ice-valley in front of us, stretching up between Mont Tacul and the Aiguille de Léchaud, to the base of the great ridge called the Grande Jorasse. This is called the Glacier de Léchaud. It receives at its head the snows of the Jorasse and of Mont Mallet, and joins the Glacier du Géant at the promontory of the Tacul. The glaciers seem welded together where they join, but they continue distinct. Between them you clearly trace a stripe of *débris* (*c* on the annexed sketch-plan); you trace a similar though smaller stripe (*a* on the sketch) from the junction of the Glacier du Géant with the Glacier des Périades at the foot of the Aiguille Noire, which you also follow along the Mer de Glace.

130. We also see another glacier, or a portion of it, to the left, falling apparently in broken fragments through a narrow gorge (Cascade du Talèfre on the sketch) and joining the



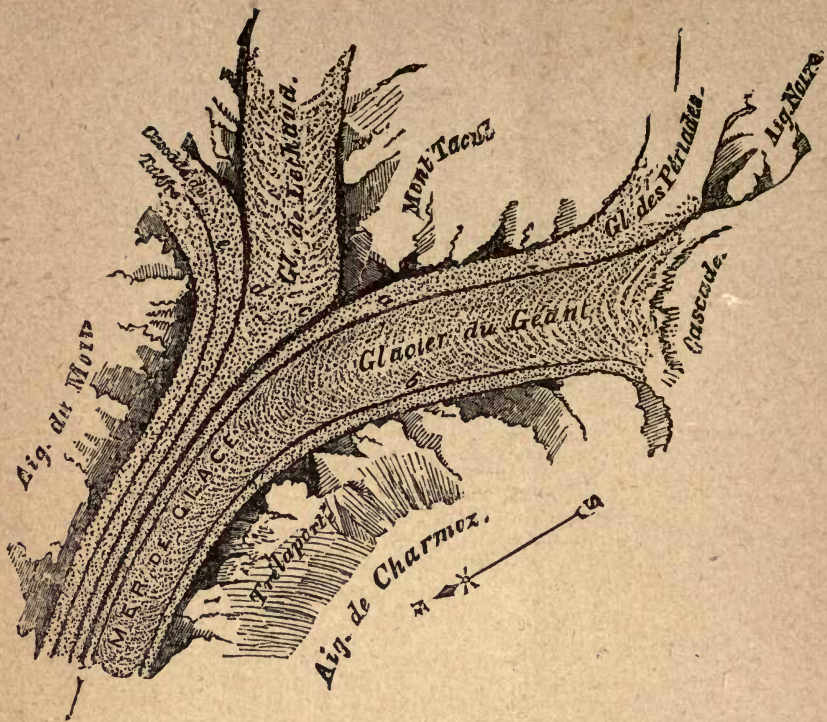


FIG. 5.—SKETCH-PLAN, SHOWING THE MORAINES a, b, c, d, e, OF THE MER DE GLACE.

Léchaud, and from their point of junction also a stripe of *débris* (*d*) runs downward along the Mer de Glace. Beyond this again we notice another stripe (*e*), which seems to begin at the bottom of the ice-fall, rising as it were from the body of the glacier. Beyond all of these we can notice the lateral moraine of the Mer de Glace.

131. These stripes are the *medial moraines* of the Mer de Glace. We shall learn more about them immediately.

132. And now, having informed our minds by these observations, let our eyes wander over the whole glorious scene, the splintered peaks and the hacked and jagged crests, the far-stretching snow-fields, the smaller glaciers which nestle on the heights, the deep blue heaven and the sailing clouds. Is it not worth some labor to gain command of such a scene? But the delight it imparts is heightened by the fact that we did not come expressly to see it; we came to instruct ourselves about the glacier, and this high enjoyment is an incident of our labor. You will find it thus through life; without honest labor there can be no deep joy.

§ 17. THE TALÈFRE AND THE JARDIN.—  
WORK AMONG THE CREVASSES.

133. And now let us descend to the Mer de Glace, for I want to take you across the glacier to that broken ice-fall, the origin of

which we have not yet seen. We aim at the farther side of the glacier, and to reach it we must cross those dark stripes of *débris* which we observed from the heights. Looked at from above, these moraines seemed flat, but now we find them to be ridges of stones and rubbish, from twenty to thirty feet high.

134. We quit the ice at a place called the Couvercle, and wind round this promontory, ascending all the time. We squeeze ourselves through the *Égratelets*, a kind of natural staircase in the rock, and soon afterward obtain a full view of the ice-fall, the origin of which we wish to find. The ice upon the fall is much broken; we have pinnacles and towers, some erect, some leaning, and some, if we are fortunate, falling like those upon the Glacier des Bois; and we have chasms from which issues a delicate blue light. With the ice-fall to our right we continue to ascend, until at length we command a view of a huge glacier basin, almost level, and on the middle of which stands a solitary island, entirely surrounded by ice. We stand at the edge of the *Glacier du Talèfre*, and connect it with the ice-fall we have passed. The glacier is bounded by rocky ridges, hacked and torn at the top into teeth and edges, and buttressed by snow fluted by the descending stones.

135. We cross the basin to the central island, and find grass and flowers at the



place where we enter upon it. This is the celebrated *Jardin*, of which you have often heard. The upper part of the *Jardin* is bare rock. Close at hand is one of the noblest peaks in this portion of the Alps, the *Aiguille Verte*. It is between thirteen and fourteen thousand feet high, and down its sides, after freshly-fallen snow, avalanches incessantly thunder. From one of its projections a streak of moraine starts down the *Talèfre*; from the *Jardin* also a similar streak of moraine issues. Both continue side by side to the top of the ice-fall, where they are engulfed in the chasms. But at the bottom of the fall they reappear, as if newly emerging from the body of the glacier, and afterward they continue along the *Mer de Glace*.

136. Walk with me now alongside the moraine from the *Jardin* down toward the ice-fall. For a time our work is easy, such fissures as appear offering no impediment to our march. But the crevasses become gradually wider and wilder, following each other at length so rapidly as to leave merely walls of ice between them. Here perfect steadiness of foot is necessary—a slip would be death. We look toward the fall, and observe the confusion of walls and blocks and chasms below us increasing. At length prudence and reason cry "Halt!" We may swerve to the right or to the left, and making our way along crests of ice, with chasms on both hands, reach either the right lateral moraine or the left lateral moraine of the glacier.

#### § 18. FIRST QUESTIONS REGARDING GLACIER MOTION.—DRIFTING OF BODIES BURIED IN A CREVASSE.

137. But what are these lateral moraines? As you and I go from day to day along the glaciers, their origin is gradually made plain. We see at intervals the stones and rubbish descending from the mountain-sides and arrested by the ice. All along the fringe of the glacier the stones and rubbish fall, and it soon becomes evident that we have here the source of the lateral moraines.

138. But how are the medial moraines to be accounted for? How does the *débris* range itself upon the glacier in stripes some hundreds of yards from its edge, leaving the space between them and the edge clear of rubbish? Some have supposed the stones to have rolled over the glacier from the sides, but the supposition will not bear examination. Call to mind now our reasoning regarding the excess of snow which falls above the snow-line, and our subsequent question, How is the snow disposed of? Can it be that the entire mass is moving slowly downward? If so, the lateral moraines would be carried along by the ice on which they rest, and when two branch glaciers unite they would lay their adjacent lateral moraines together to form a medial moraine upon the trunk glacier.

139. There is, in fact, no way that we can see of disposing of the excess of snow above the snow-line; there is no way of making

good the constant waste of the ice below the snow-line; there is no way of accounting for the medial moraines of the glacier, but by supposing that from the highest snow-fields of the *Col du Géant*, the *Léchaud*, and the *Talèfre*, to the extreme end of the *Glacier des Bois*, the whole mass of frozen matter is moving downward.

140. If you were older, it would give me pleasure to take you up *Mont Blanc*. Starting from *Chamouni*, we should first pass through woods and pastures, then up the steep hill-face with the *Glacier des Bossons* to our right, to a rock known as the *Pierre Pointue*; thence to a higher rock called the *Pierre l'Échelle*, because here a ladder is usually placed to assist in crossing the chasms of the glacier. At the *Pierre l'Échelle* we should strike the ice, and passing under the *Aiguille du Midi*, which towers to the left, and which sometimes sweeps a portion of the track with stone avalanches, we should cross the *Glacier des Bossons*; amid heaped-up mounds and broken towers of ice; up steep slopes; over chasms so deep that their bottoms are hid in darkness.

141. We reach the rocks of the *Grands Mulets*, which form a kind of barren islet in the icy sea; thence to the higher-snow-fields, crossing the *Petit Plateau*, which we should find cumbered by blocks of ice. Looking to the right, we should see whence they came, for rising here with threatening aspect high above us are the broken ice-crags of the *Dôme du Gouffé*. The guides wish to pass this place in silence, and it is just as well to humor them, however much you may doubt the competence of the human voice to bring the ice-crags down. From the *Petit Plateau* a steep snow-slope would carry us to the *Grand Plateau*, and at day-dawn I know nothing in the whole Alps more grand and solemn than this place.

142. One object of our ascent would be now attained; for here at the head of the *Grand Plateau*, and at the foot of the final slope of *Mont Blanc*, I should show you a great crevasse, into which three guides were poured by an avalanche in the year 1820.

143. Is this language correct? A crevasse hardly to be distinguished from the present one undoubtedly existed here in 1820. But was it the identical crevasse now existing? Is the ice riven here to-day the same as that riven fifty-one years ago? By no means. How is this proved? By the fact that more than forty years after their interment, the remains of those three guides were found near the end of the *Glacier des Bossons*, many miles below the existing crevasse.

144. The same observation proves to demonstration that it is the ice near the *bottom* of the higher *névé* that becomes the *surface-ice* of the glacier near its end. The waste of the surface below the snow-line brings the deeper portions of the ice more and more to the light of day.

145. There are numerous obvious indications of the existence of glacier motion, though it is too slow to catch the eye at



once. The crevasses change within certain limits from year to year, and sometimes from month to month; and this could not be if the ice did not move. Rocks and stones also are observed, which have been plainly torn from the mountain-sides. Blocks seen to fall from particular points are afterward observed lower down. On the moraines rocks are found of a totally different mineralogical character from those composing the mountains right and left; and in all such cases strata of the same character are found bordering the glacier higher up. Hence the conclusion that the foreign boulders have been floated down by the ice. Further, the ends or "snouts" of many glaciers act like ploughshares on the land in front of them, overturning with slow but merciless energy huts and châteaux that stand in their way. Facts like these have been long known to the inhabitants of the High Alps, who were thus made acquainted in a vague and general way with the motion of the glaciers.

§ 19. THE MOTION OF GLACIERS.—MEASUREMENTS BY HUGI AND AGASSIZ.—DRIFTING OF HUTS ON THE ICE.

146. But the growth of knowledge is from vagueness toward precision, and exact determinations of the rate of glacier motion were soon desired. With reference to such measurements, one glacier in the Bernese Oberland will remain forever memorable. From the little town of Meyringen in Switzerland you proceed up the valley of Hasli, past the celebrated waterfall of Haudeck, where the river Aar plunges into a chasm more than 200 feet deep. You approach the Grimsel Pass, but instead of crossing it you turn to the right and follow the course of the Aar upward. Like the Rhone and the Arveiron, you find the Aar issuing from a glacier.

147. Get upon the ice, or rather upon the deep moraine shingle which covers the ice, and walk upward. It is hard walking, but after some time you get clear of the rubbish, and on to a wide glacier with a great medial moraine running along its back. This moraine is formed by the junction of two branch glaciers, the Lauteraar and the Finsteraar, which unite at a promontory called the Abschwingung to form the trunk glacier of the Unteraar.

148. On this great medial moraine in 1827 an intrepid and enthusiastic Swiss professor, Hugi, of Solothurn (French Soleure), built a hut with a view to observations upon the glacier. His hut moved, and he measured its motion. In the three years—from 1827 to 1830—it had moved 330 feet downward. In 1833 it had moved 2354 feet; and in 1841 M. Agassiz found it 4712 feet below its first position.

149. In 1840, M. Agassiz himself and some bold companions took shelter under a great overhanging slab of rock on the same moraine, to which they added side-walls and other means of protection. And because he and his comrades came from Neufchatel, the

hut was called long afterward the "Hôtel des Neuchâtelois." Two years subsequent to its erection M. Agassiz found that the "hotel" had moved 486 feet downward.

§ 20. PRECISE MEASUREMENTS OF AGASSIZ AND FORBES.—MOTION OF A GLACIER PROVED TO RESEMBLE THE MOTION OF A RIVER.

150. We now approach an epoch in the scientific history of glaciers. Had the first observers been practically acquainted with the instruments of precision used in surveying, accurate measurements of the motion of glaciers would probably have been earlier executed. We are now on the point of seeing such instruments introduced almost simultaneously by M. Agassiz on the glacier of the Unteraar, and by Professor Forbes on the Mer de Glace. Attempts had been made by M. Escher de la Linth to determine the motion of a series of wooden stakes driven into the Aletsch glacier, but the melting was so rapid that the stakes soon fell. To remedy this, M. Agassiz in 1841 undertook the great labor of carrying boring tools to his "hotel," and piercing the Unteraar glacier at six different places to a depth of ten feet, in a straight line across the glacier. Into the holes six piles were so firmly driven that they remained in the glacier for a year, and in 1842 the displacements of all six were determined. They were found to be 160 feet, 225 feet, 269 feet, 245 feet, 210 feet, and 125 feet, respectively.

151. A great step is here gained. You notice that the middle numbers are the largest. They correspond to the central portion of the glacier. Hence, these measurements conclusively establish, not only the fact of glacier motion, but that *the centre of the glacier, like that of a river, moves more rapidly than the sides.*

152. With the aid of trained engineers M. Agassiz followed up these measurements in subsequent years. His researches are recorded in a work entitled "Système glaciaire," which is accompanied by a very noble atlas of the Glacier of the Unteraar, published in 1847.

153. These determinations were made by means of a theodolite, of which I will give you some notion immediately. The same instrument was employed the same year by the late Principal Forbes upon the Mer de Glace. He established independently the greater central motion. He showed, moreover, that it is not necessary to wait a year, or even a week to determine the motion of a glacier; with a correctly-adjusted theodolite he was able to determine the motion of various points of the Mer de Glace from day to day. He affirmed, and with truth, that the motion of the glacier might be determined from hour to hour. We shall prove this farther on (162). Professor Forbes also triangulated the Mer de Glace, and laid down an excellent map of it. His first observations and his survey are recorded in a celebrated book published in 1843, and entitled



“Travels in the Alps.”

154. These observations were also followed up in subsequent years, the results being recorded in a series of detached letters and essays of great interest. These were subsequently collected in a volume entitled “Occasional Papers on the Theory of Glaciers,” published in 1859. The labors of Agassiz and Forbes are the two chief sources of our knowledge of glacier phenomena.

§ 21. THE THEODOLITE AND ITS USE.—OUR OWN MEASUREMENTS.

155. My object thus far is attained. I have given you proofs of glacier motion, and a historic account of its measurement. And now we must try to add a little to the knowledge of glaciers by our own labors on the ice. Resolution must not be wanting at the commencement of our work, nor steadfast patience during its prosecution. Look then at this theodolite; it consists mainly of a telescope and a graduated circle, the telescope capable of motion up and down, and the circle, carrying the telescope along with it, capable of motion right and left. When desired to make the motion exceedingly fine and minute, suitable screws, called tangent screws, are employed. The instrument is supported by three legs, movable, but firm when properly planted.

156. Two spirit-levels are fixed at right angles to each other on the circle just referred to. Practice enables one to take hold of the legs of the instrument, and so to fix them that the circle shall be nearly horizontal. By means of four levelling screws we render it accurately horizontal. Exactly under the centre of the instrument is a small hook from which a plummet is suspended; the point of the bob just touches a rock on which we make a mark; or if the earth be soft underneath, we drive a stake into it exactly under the plummet. By re-suspending the plummet at any future time we can find to a hairbreadth the position occupied by the instrument to-day.

157. Look through the telescope; you see it crossed by two fibres of the finest spider's thread. In actual work we first direct the telescope across the glacier, until the intersection of the two fibres accurately covers some well-defined point of rock or tree at the other side of the valley. This, our fixed standard, we sketch with its surroundings in a note-book, so as to be able immediately to recognize it on our return to this place. Imagine a straight line drawn from the centre of the telescope to this point, and that this line is permitted to drop straight down upon the glacier, every point of it falling as a stone would fall; along such a line we have now to fix a series of stakes.

158. A trained assistant is already upon the glacier. He erects his staff and stands behind it; the telescope is lowered without swerving to the right or to the left; in mathematical language it remains in the same vertical plane. The crossed fibres of the telescope probably strike the ice a little away

from the staff of the assistant; by a wave of the arm he moves right or left; he may move too much, so we wave him back again. After a trial or two he knows whether he is near the proper point, and if so makes his motions small. He soon exactly strikes the point covered by the intersection of the fibres. A signal is made which tells him that he is right; he pierces the ice with an auger and drives in a stake. He then goes forward, and in precisely the same manner takes up another point. After one or two stakes have been driven in, the assistant is able to take up the other points very rapidly. Any requisite number of stakes may thus be fixed in a straight line across the glacier.

159. Next morning we measure the motion of all the stakes. The theodolite is mounted in its former position and carefully levelled. The telescope is directed first upon the standard point at the opposite side of the valley, being moved by a tangent screw until the intersection of the spider's threads accurately covers the point. The telescope is then lowered to the first stake, beside which our trained assistant is already standing. He is provided with a staff with feet and inches marked on it. A glance shows us that the stake has moved down. By our signals the assistant recovers the point from which we started yesterday, and then determines the distance from this point to the stake. It is, say, 6 inches; through this distance, therefore, the stake has moved.

160. We are careful to note the hour and minute at which each stake is driven in, and the hour and the minute when its distance from its first position is measured; this enables us to calculate the accurate *daily motion* of the point in question. The distances through which all the other points have moved are determined in precisely the same way.

161. Thus we shall proceed to work, first making clear to our minds what is to be done, and then making sure that it shall be accurately done. To give our work reality, I will here record the actual measurements executed, and the actual thought suggested, on the Mer de Glace in 1857. The only unreality that I would ask you to allow, is that you and I are supposed to be making the observations together. The labor of measuring was undertaken for the most part by Mr. Hirst.

§ 22. MOTION OF THE MER DE GLACE.

162. On July 14, then, we find ourselves at the end of the Glacier des Bois, not far from the source of the Arveiron. We direct our telescope across the glacier, and fix the intersection of its spider's threads accurately upon the edge of a pinnacle of ice. We leave the instrument untouched, looking through it from hour to hour. The edge of ice moves slowly, but plainly, past the fibres, and at the end of three hours we assure ourselves that the motion has amounted to several inches. While standing near the vault

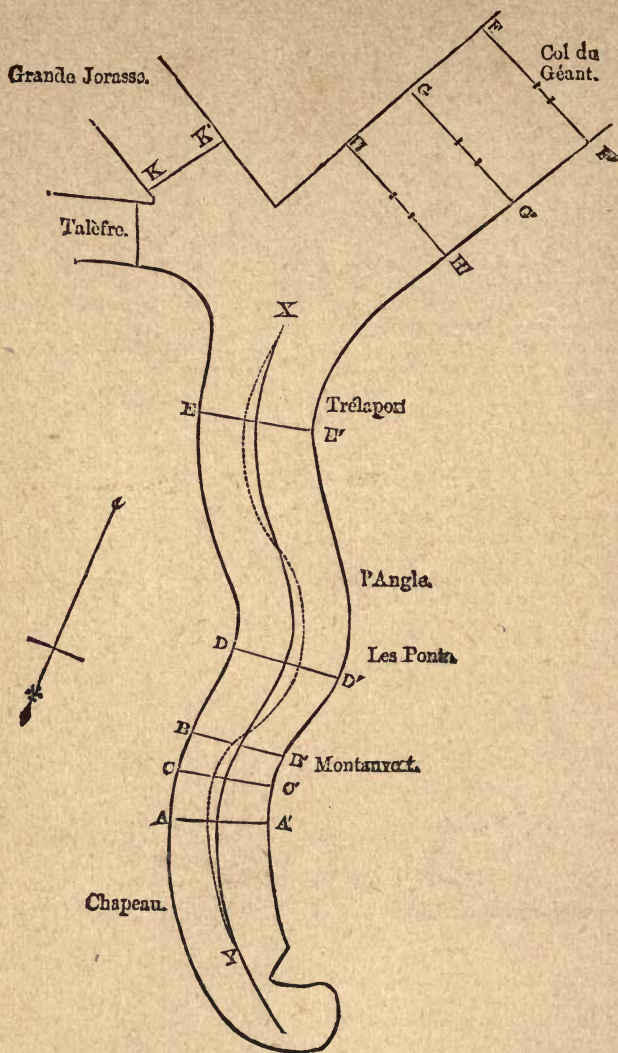


FIG. 6.—OUTLINE-PLAN, SHOWING THE MEASURED LINES OF THE MER DE GLACE AND ITS TRIBUTARIES.

of the Arveiron, and talking about going into it, its roof gives way and falls with the sound of thunder. It is not, therefore, without reason that I warned you against entering these vaults in summer.

163. We ascend to the Montanvert Inn, fix on it as a residence, and then descend to the lateral moraine of the glacier a little below the inn. Here we erect our theodolite, and mark its exact position by a plummet. We must first make sure that our line is perpendicular, or nearly so, to the axis or middle line of the glacier. Our instructed assistant lays down a long staff in the direction of the axis, assuring himself, by looking up and down, that it is the true direction. With another staff in his hand, pointed

toward our theodolite, he shifts his position until the second staff is perpendicular to the first. Here he gives us a signal. We direct our telescope upon him, and then gradually raising its end in a vertical plane we find, and note by sketching, a standard point at the other side of the glacier. This point known, and our plummet mark known, we can on any future day find our line. (To render the measurements more intelligible, I append an outline diagram of the Mer de Glace, and of its tributaries.)

164. Along the line just described ten stakes were set on July 1<sup>st</sup>, 1857. Their displacements were measured on the following day. Two of them had fallen, but here are the distances passed over by the eight re-



maining ones in twenty-four hours.

DAILY MOTION OF THE MER DE GLACE.

FIRST LINE : AA' UPON THE SKETCH.

	East									West
Stake.....	1	2	3	4	5	7	9	10		
Inches.....	12	17	23	26	25	26	27	33		

165. You have already assured yourself by actual contact that the body of the glacier is real ice, and you may have read that glaciers move : but the actual observation of the motion of a body apparently so rigid is strangely interesting. And not only does the ice move bodily, but one part of it moves past another ; the rate of motion augmenting gradually from 12 inches a day at the side to 33 inches a day at a distance from the side. This quicker movement of the central ice of glaciers had been already observed by Agassiz and Forbes ; we verify their results, and now proceed to something new. Crossing the Glacier du Géant, which occupies more than half the valley, we find that our line of stakes is not yet at an end. The 10th stake stands on the part of the ice which comes from the Talôfre.

166. Now the motion of the sides is slow, because of the friction of the ice against its boundaries ; but then one would think that midway between the boundaries, where the friction of the sides is least, the motion ought to be greatest. This is clearly not the case ; for though the 10th stake is nearer than the 9th to the eastern or *Chapeau* side of the valley, the 10th stake surpasses the 9th by 6 inches a day.

167. Here we have something to think of ; but before a natural philosopher can think with comfort he must be perfectly sure of his facts. The foregoing line ran across the glacier a little below the Montanvert. We will run another line across a little way above the hotel. On July 18th we set out this line, and to multiply our chances of discovery we place along it 31 stakes. On the subsequent day five of these were found unfit for use ; but here are the distances passed over by the remaining six-and-twenty in 24 hours.

SECOND LINE : BB' UPON THE SKETCH.

	West											East	
Stake.....	2	3	4	5	6	7	8	9	10	11	12	13	
Inches.....	11	12	15	15	16	17	18	19	20	20	21	21	
Stake.....	15	16	17	18	19	20	21	22	23	24	25	26	
Inches.....	23	23	23	21	25	21	25	22	22	23	25	26	

168. Look at these numbers. The first broad fact they reveal is the advance in the rate of motion from first to last. There are, however, small irregularities ; from 23 inches at the 17th stake we fall to 21 inches at the 18th ; from 23 inches at the 19th we fall to 21 inches at the 20th ; from 25 inches at the 21st we fall to 23 inches at the 22d and 23d ; but notwithstanding these small ups and downs, the general advance of the rate of motion is manifest. Now there may have been some slight displacement of the stakes by melting, sufficient to account for these small deviations from uniformity in the increase of the motion. But another solution is also possible. We shall afterward learn

that the glacier is retarded not only by its sides but by its bed ; that the upper portions of the ice slide over the lower ones. Now if the bed of the Mer de Glace should have eminences here and there rising sufficiently near to the surface to retard the motion of the surface, they might produce the small irregularities noticed above.

169. We note particularly, while upon the ice, that the 26th stake, like the 10th stake in our last line, stands much nearer to the eastern than to the western side of the glacier ; the measurements, therefore, offer a further proof that the centre of this portion of the glacier is *not* the place of swiftest motion.

§ 23. UNEQUAL MOTION OF THE TWO SIDES OF THE MER DE GLACE.

170. But in neither the first line nor the second were we able to push our measurements quite across the glacier. Why ? In attempting to do one thing we are often taught another, and thus in science, if we are only steadfast in our work, our very defeats are converted into means of instruction. We at first planted our theodolite on the lateral moraine of the Mer de Glace, expecting to be able to command the glacier from side to side. But we are now undeceived ; the centre of the glacier proves to be higher than its sides, and from our last two positions the view of the ice near the opposite side of the glacier was intercepted by the elevation at the centre. The mountain-slopes, in fact, are warm in summer, and they melt the ice nearest to them, thus causing a fall from the centre to the sides.

171. But yonder on the heights at the other side of the glacier we see a likely place for our theodolite. We cross the glacier and plant our instrument in a position from which we sweep the glacier from side to side. Our first line was below the Montanvert, our second line above it ; this third line is exactly opposite the Montanvert ; in fact, the mark on which we have fixed the fibre-cross of the theodolite is a corner of one of the windows of the little inn. Along this line we fix twelve stakes on July 20th. On the 21st one of them had fallen : but the velocities of the remaining eleven in 24 hours were found to be as follows :

THIRD LINE : CC' UPON THE SKETCH.

	East										West
Stake.....	1	2	3	4	5	6	7	8	9	10	11
Inches.....	20	23	29	30	34	23	25	25	25	18	9

172. Both the first stake and the eleventh in this series stood near the sides of the glacier. On the eastern side the motion is 20 inches, while on the western side it is only 9. It rises on the eastern side from 20 to 34 inches at the 5th stake, which we, standing upon the glacier, can see to be much nearer to the eastern than to the western side. *The united evidence of these three lines places the fact beyond doubt, that opposite the Montanvert, and for some distance above it and below it, the whole eastern side of the glacier is moving more*



quickly than the western side.

§ 24. SUGGESTION OF A NEW LIKENESS OF GLACIER MOTION TO RIVER MOTION.— CONJECTURE TESTED.

173. Here we have cause for reflection, and facts are comparatively worthless if they do not provoke this exercise of the mind. It is because facts of nature are not isolated but connected, that science, to follow them, must also form a connected whole. The mind of the natural philosopher must, as it were, be a web of *thought* corresponding in all its fibres with the web of *fact* in nature.

174. Let us, then ascend to a point which commands a good view of this portion of the Mer de Glace. The ice-river we see is not straight but curved, and its curvature is from the Montanvert; that is to say, its convex side is east, and its concave side is west (look to the sketch). You have already pondered the fact that a glacier, in some respects, moves like a river. How would a river move through a curved channel? This is known. Were the ice of the Mer de Glace displaced by water, the point of swiftest motion at the Montanvert would not be the centre, but a point east of the centre. Can it be then that this "water rock," as ice is sometimes called, acts in this respect also like water?

175. This is a thought suggested on the spot; it may or it may not be true, but the means of testing it are at hand. Looking up the glacier, we see that at *les Ponts* it also bends, but that there its convex curvature is toward the western side of the valley (look again to the sketch). If our surmise be true, the point of swiftest motion opposite *les Ponts* ought to lie west of the axis of the glacier.

176. Let us test this conjecture. On July 25th we fix in a line across this portion of the glacier seventeen stakes; every one of them has remained firm, and on the 26th we find the motion for 24 hours to be follows:

FOURTH LINE: D D' UPON THE SKETCH.

	East																West
Stake....	1	2	3	4	5	6	7	8	9	10	11	12	13	14	15		
Inches....	7	8	13	15	16	19	20	21	21	23	21	22	17	15			

177. Inspected by the naked eye alone, the stakes 10 and 11, where the glacier reaches its greatest motion, are seen to be considerably to the west of the axis of the glacier. Thus far we have a perfect verification of the *guess* which prompted us to make these measurements. You will here observe that the "guesses" of science are not the work of chance, but of thoughtful pondering over antecedent facts. The guess is the "induction" from the facts, to be ratified or exploded by the test of subsequent experiment.

178. And though even now we have exceedingly strong reason for holding that the point of maximum velocity obeys the law of liquid motion, the strength of our conclusion will be doubled if we can show that the point shifts back to the eastern side of the axis at another place of flexure. Fortunately such a place exists opposite Trélaporte.

Here the convex curvature of the valley turns again to the east. Across this portion of the glacier a line was set out on July 28th, and from measurements on the 31st, the rate of motion per 24 hours was determined.

FIFTH LINE: E E' UPON THE SKETCH.—

	West															East	
Stake....	1	2	3	4	5	6	7	8	9	10	11	12	13	14	15	16	
Inches....	11	14	13	15	15	16	17	19	20	19	20	18	16	15	19		

179. Here, again, the mere estimate of distances by the eye would show us that the three stakes which moved fastest, viz. the 9th, 10th, and 11th, were all to the east of the middle line of the glacier. The demonstration that the point of swiftest motion wanders to and fro across the axis, as the flexure of the valley changes, is, therefore—shall I say complete?

180. Not yet. For if surer means are open to us we must not rest content with estimates by the eye. We have with us a surveying chain: let us shake it out and measure these lines, noting the distance of every stake from the side of the glacier. This is no easy work among the crevasses, but I confide it confidently to Mr. Hirst and you. We can afterward compare a number of stakes on the eastern side with the same number of stakes taken at the same distances from the western side. For example, a pair of stakes, one ten yards from the eastern side and the other ten yards from the western side; another pair, one fifty yards from the eastern side and the other fifty yards from the western side, and so on, can be compared together. For the sake of easy reference, let us call the points thus compared in pairs, *equivalent points*.

181. There were five pairs of such points upon our fourth line, D D', and here are their velocities:

Eastern points: motion in inches....	13	15	16	18	20
Western points " " " " " "	"	"	"	15	17
	22	23	23		

In every case here the stake at the western side moved more rapidly than the equivalent stake at the eastern side.

182. Applying the same analysis to our fifth line, E E', we have the following series of velocities of three pairs of equivalent points:

Eastern points: motion in inches.....	15	18	19
Western points " " " " " "	"	"	13
	15	17	

183. Here the three points on the eastern side move more rapidly than the equivalent points on the western side.

184. It is thus proved:

1. That opposite the Montanvert the eastern half of the Mer de Glace moves more rapidly than the western half.

2. That opposite *les Ponts* the western half of the glacier moves more rapidly than the eastern half.

3. That opposite Trélaporte the eastern half of the glacier again moves more rapidly than the western half.

4. That these changes in the place of greatest motion are determined by the flexures of the valley through which the Mer de Glace moves.



§ 25. NEW LAW OF GLACIER MOTION.

185. Let us express these facts in another way. Supposing the points of swiftest motion or a very great number of lines crossing the Mer de Glace to be determined; the line joining all those points together is what mathematicians would call the *locus* of the point of swiftest motion.

186. At Trélaporte this line would lie east of the centre; at the *Ponts* it would lie west of the centre; hence in passing from Trélaporte to the *Ponts* it would cross the centre. But at the Montanvert it would again lie east of the centre; hence between the *Ponts* and the Montanvert the centre must be crossed a second time. If there were further sinuosities upon the Mer de Glace there would be further crossings of the axis of the glacier.

187. The points on the axis which mark the transition from eastern to western bending, and the reverse, may be called *points of contrary flexure*.

188. Now what is true of the Mer de Glace is true of all other glaciers moving through sinuous valleys; so that the facts established in the Mer de Glace may be expanded into the following general law of glacier motion:

When a glacier moves through a sinuous valley, the locus of the point of maximum motion does not coincide with the centre of the glacier, but, on the contrary, always lies on the convex side of the central line. The locus is therefore a curved line more deeply sinuous than the valley itself, and crosses the axis of the glacier at each point of contrary flexure.

189. The dotted line on the Outline Plan (Fig. 6) represents the locus of the point of maximum motion, the firm line marking the centre of the glacier.

190. Substituting the word *river* for *glacier*, this law is also true. The motion of the water is ruled by precisely the same conditions as the motion of the ice.

191. Let us now apply our law to the explanation of a difficulty. Turning to the careful measurements executed by M. Agassiz on the glacier of the Unteraar, we notice in the discussion of these measurements a section of the "Système glaciaire" devoted to the "Migrations of the Centre." It is here shown that the middle of the Unteraar glacier is not always the point of swiftest motion. This fact has hitherto remained without explanation; but a glance at the Unteraar valley, or at the map of the valley, shows the enigma to be an illustration of the law which we have just established on the Mer de Glace.

§ 26. MOTION OF AXIS OF MER DE GLACE.

192. We have now measured the rate of motion of five different lines across the trunk of the Mer de Glace. Do they all move alike? No. Like a river, a glacier at different places moves at different rates. Com-

paring together the points of maximum motion of all five lines, we have this result:

MOTION OF MER DE GLACE.

At Trélaporte.....	20	inches a day
At les <i>Ponts</i> .....	23	" "
Above the Montanvert.....	26	" "
At the Montanvert.....	31	" "
Below the Montanvert.....	33	" "

193. There is thus an increase of rapidity as we descend the glacier from Trélaporte to the Montanvert; the maximum motion at the Montanvert being fourteen inches a day greater than at Trélaporte.

§ 27. MOTION OF TRIBUTARY GLACIERS.

194. So much for the trunk glacier; let us now investigate the branches, permitting, as we have hitherto done, reflection on known facts to precede our attempts to discover unknown ones.

195. As we stood upon our "cleft station," whence we had so capital a view of the Mer de Glace, we were struck by the fact that some of the tributaries of the glacier were wider than the glacier itself. Supposing water to be substituted for the ice, how do you suppose it would behave? You would doubtless conclude that the motion down the broad and slightly inclined valleys of the Géant and the Léchaud would be comparatively slow, but that the water would force itself with increased rapidity through the "narrows" of Trélaporte. Let us test this notion as applied to the ice.

196. Planting our theodolite in the shadow of Mont Tacul, and choosing a suitable point at the opposite side of the Glacier du Géant, we fix on July 29th a series of ten stakes across the glacier. The motion of this line in twenty-four hours was as follows:

MOTION OF GLACIER DU GEANT.

SIXTH LINE: III' UPON SKETCH.

Stake.....	1	2	3	4	5	6	7	8	9	10
Inches.....	11	10	12	11	12	13	11	10	9	5

197. Our conjecture is fully verified. The maximum motion here is seven inches a day less than that of the Mer de Glace at Trélaporte (192).

198. And now for the Léchaud branch. On August 1st we fix ten stakes across this glacier above the point where it is joined by the Talèfre. Measured on August 3d, and reduced to twenty-four hours, the motion was found to be:

MOTION OF GLACIER DE LECHAUD.

SEVENTH LINE: KK' UPON SKETCH.

Stake.....	1	2	3	4	5	6	7	8	9	10
Inches.....	5	8	10	9	9	8	6	9	7	6

199. Here our conjecture is still further verified, the rate of motion being even less than that of the Glacier du Géant.

§ 28. MOTION OF TOP AND BOTTOM OF GLACIER.

200. We have here the most ample and varied evidence that the sides of a glacier, like those of a river, are retarded by friction against its boundaries. But the likeness does



not end here. The motion of a river is retarded by the friction against its bed. Two observers, viz., Professor Forbes and M. Charles Martins, concur in showing the same to be the case with a glacier. The observations of both have been objected to; hence it is all the more incumbent on us to seek for decisive evidence.

201. At the Tacul (near the point *a* upon the sketch plan, Fig. 5) a wall of ice about 150 feet high has already attracted our attention. Bending round to join the Léchaud the Glacier du Géant is here drawn away from the mountain-side and exposes a fine section. We try to measure it top, bottom, and middle, and are defeated twice over. We try it a third time and succeed. A stake is fixed at the summit of the ice-precipice, another at 4 feet from the bottom, and a third at 35 feet above the bottom. These lower stakes are fixed at some risk of boulders falling upon us from above; but by skill and caution we succeed in measuring the motions of all three. For 24 hours the motions are:

Top stake . . . . .	6	inches.
Middle stake . . . . .	4 $\frac{1}{2}$	"
Bottom stake . . . . .	2 $\frac{3}{4}$	"

202. The retarding influence of the bed of the glacier is reduced to demonstration by these measurements. The bottom does not move with half the velocity of the surface.

### § 29. LATERAL COMPRESSION OF A GLACIER.

203. Furnished with the knowledge which these labors and measurements have given us, let us once more climb to our station beside the Cleft, under the Aiguille de Charmoz. At our first visit we saw the medial moraines of the glacier, but we knew nothing about their cause. We now know that they mark upon the trunk its tributary glaciers. Cast your eye, then, first upon the Glacier du Géant; realize its width in its own valley, and see how much it is narrowed at Trélaporte. The broad ice-stream of the Léchaud is still more surprising, being squeezed upon the Mer de Glace to a narrow white band between its bounding moraines. The Talèfre undergoes similar compression. Let us now descend, shake out our chain, measure, and express in numbers the width of the tributaries, and the actual amount of compression suffered at Trélaporte.

204. We find the width of the Glacier du Géant to be 5155 links, or 1134 yards.

205. The width of the Glacier de Léchaud we find to be 3725 links, or 825 yards.

206. The width of the Talèfre we find to be 2900 links, or 638 yards.

207. The sum of the widths of the three branch glaciers is therefore 2597 yards.

208. At Trélaporte these three branches are forced through a gorge 893 yards wide, or one third of their previous width, at the rate of twenty inches a day.

209. If we limit our view to the Glacier de Léchaud, the facts are still more astonishing. Previous to its junction with the Talèfre, this glacier has a width of 825 yards; in passing through the jaws of the granite vise

at Trélaporte, its width is reduced to eighty-eight yards, or in round numbers to one tenth of its previous width. (Look to the sketch on page 9.)

210. Are we to understand by this that the ice of the Léchaud is squeezed to one tenth of its former volume? By no means. It is mainly a change of form, not of volume, that occurs at Trélaporte. Previous to its compression, the glacier resembles a plate of ice lying flat upon its bed. After its compression, it resembles a plate fixed upon its edge. The squeezing, doubtless, has deepened the ice.

### § 30. LONGITUDINAL COMPRESSION OF A GLACIER.

211. The ice is forced through the gorge at Trélaporte by a pressure from behind; in fact the Glacier du Géant, immediately above Trélaporte, represents a piston or a plug which drives the ice through the gorge. What effect must this pressure have upon the plug itself? Reasoning alone renders it probable that the pressure will shorten the plug; that the lower part of the Glacier du Géant will to some extent yield to the pressure from behind.

212. Let us test this notion. About three quarters of a mile above the Tacul, and on the mountain-slope to the left as we ascend, we observe a patch of verdure. Thither we climb; there we plant our theodolite, and set out across the Glacier du Géant, a line, which we will call line No. 1 (F F' upon sketch, Fig. 6.)

213. About a quarter of a mile lower down we find a practicable couloir on the mountain-side; we ascend it, reach a suitable platform, plant our instrument, and set out a second line, No. 2 (G G' upon sketch). We must hasten our work here, for along this couloir stones are discharged from a small glacier which rests upon the slope of Mont Tacul.

214. Still lower down by another quarter of a mile, which brings us near the Tacul, we set out a third line, No. 3 (H H' upon sketch), across the glacier.

215. The daily motion of the centres of these three lines is as follows:

	Inches.	Distances asunder.
No. 1 . . . . .	20-55	} . . . . . 545 yards.
No. 2 . . . . .	15-43	
No. 3 . . . . .	12-75	} . . . . . 487 "

216. The first line here moves five inches a day more than the second; and the second nearly three inches a day more than the third. The reasoning is therefore confirmed. The ice-plug, which is in round numbers one thousand yards long, is shortened by the pressure exerted on its front at the rate of about eight inches a day.

217. A river descending the Valley du Géant would behave in substantially the same fashion. It would have its motion on approaching Trélaporte diminished, and it would pour through the defile with a velocity greater than that of the water behind.



### § 31. SLIDING AND FLOWING.—HARD ICE AND SOFT ICE.

218. We have thus far confined ourselves to the measurement and discussion of glacier motion; but in our excursions we have noticed many things besides. Here and there, where the ice has retreated from the mountain side, we have seen the rocks fluted, scored, and polished; thus proving that the ice had slid over them and ground them down. At the source of the Arveiron we noticed the water rushing from beneath the glacier charged with fine matter. All glacier rivers are similarly charged. The Rhone carries its load of matter into the Lake of Geneva; the rush of the river is here arrested, the matter subsides, and the Rhone quits the lake clear and blue. The Lake of Geneva, and many other Swiss lakes, are in part filled up with this matter, and will, in all probability, finally be obliterated by it.

219. One portion of the motion of a glacier is due to this bodily sliding of the mass over its bed.

220. We have seen in our journeys over the glacier streams formed by the melting of the ice, and escaping through cracks and *crevasses* to the bed of the glacier. The fine matter ground down is thus washed away; the bed is kept lubricated, and the sliding of the ice rendered more easy than it would otherwise be.

221. As a skater also you know how much ice is weakened by a thaw. Before it actually melts it becomes rotten and unsafe. Test such ice with your penknife: you can dig the blade readily into it, or cut the ice with ease. Try good sound ice in the same way: you find it much more resistant. The one, indeed, resembles soft chalk; the other hard stone.

222. Now the Mer de Glace in summer is in this thawing condition. Its ice is rendered soft and yielding by the sun; its motion is thereby facilitated. We have seen that not only does the glacier slide over its bed, but that the upper layers slide over the under ones, and that the centre slides past the sides. The softer and more yielding the ice is, the more free will be this motion, and the more readily also will it be forced through a defile like Trélaporte.

223. But in winter the thaw ceases; the quantity of water reaching the bed of the glacier is diminished or entirely cut off. The ice also, to a certain depth at least, is frozen hard. These considerations would justify the opinion that in winter the glacier, if it moves at all, must move more slowly than in summer. At all events, the summer measurements give no clue to the winter motion.

224. This point merits examination. I will not, however, ask you to visit the Alps in midwinter; but, if you allow me, I will be your deputy to the mountains, and report to you faithfully the aspect of the region and the behavior of the ice.

### § 32. WINTER ON THE MER DE GLACE.

225. The winter chosen is an inclement one. There is snow in London, snow in Paris, snow in Geneva; snow near Chamouni so deep that the road fences are entirely effaced. On Christmas night—nearly at midnight—1859, your deputy reaches Chamouni.

226. The snow fell heavily on December 26th; but on the 27th, during a lull in the storm, we turn out. There are with me four good guides and a porter. They tie planks to their feet to prevent them from sinking in the snow; I neglect this precaution and sink often to the waist. Four or five times during our ascent the slope cracks with an explosive sound, and the snow threatens to come down in avalanches.

The freshly-fallen snow was in that particular condition which causes its granules to adhere, and hence every flake falling on the trees had been retained there. The laden pines presented beautiful and often fantastic forms.

227. After five hours and a half of arduous work the Montanvert was attained. We unlocked the forsaken auberge, round which the snow was reared in buttresses. I have already spoken of the complex play of crystallizing forces. The frost-figures on the window-panes of the auberge were wonderful: mimic shrubs and ferns wrought by the building power while hampered by the adhesion between the glass and the film in which it worked. The appearance of the glacier was very impressive; all sounds were stilled. The cascades which in summer fill the air with their music were silent, hanging from the ledges of the rocks in fluted columns of ice. The surface of the glacier was obviously higher than it had been in summer; suggesting the thought that while the winter cold maintained the lower end of the glacier jammed between its boundaries, the upper portions still moved downward and thickened the ice. The peak of the Aiguille du Dru shook out a cloud-banner, the origin and nature of which have been already explained (34).

228. On the morning of the 28th this banner was strikingly large and grand, and reddened by the light of the rising sun it glowed like a flame. Roses of cloud also clustered round the crests of the Grande Jorasse and hung upon the pinnacles of Charmoz. Four men, well roped together, descended to the glacier. I had trained one of them in 1857, and he was now to fix the stakes. The storm had so distributed the snow as to leave alternate lengths of the glacier bare and thickly covered. Where much snow lay, great caution was required, for hidden crevasses were underneath. The men sounded with their staffs at every step. Once while looking at the party through my telescope the leader suddenly disappeared; the roof of a crevasse had given way beneath him; but the other three men promptly gathered round and lifted him out of the fissure. The true line was soon picked up by the theodo-



lite ; one by one the stakes were fixed until a series of eleven of them stood across the glacier.

229. To get higher up the valley was impracticable ; the snow was too deep, and the aspect of the weather too threatening ; so the theodolite was planted amid the pines a little way below the Montanvert, whence through a vista I could see across the glacier. The men were wrapped at intervals by whirling snow-wreaths, which quite hid them, and we had to take advantage of the lulls in the wind. Fitfully it came up the valley, darkening the air, catching the snow upon the glacier, and tossing it throughout its entire length into high and violently agitated clouds, separated from each other by cloudless spaces corresponding to the naked portions of the ice. In the midst of this turmoil the men continued to work. Bravely and steadfastly stake after stake was set, until at length a series of ten of them was fixed across the glacier.

230. Many of the stakes were fixed in the snow. They were four feet in length, and were driven in to a depth of about three feet. But that night, while listening to the wild onset of the storm, I thought it possible that the stakes and the snow which held them might be carried bodily away before the morning. The wind, however, lulled. We rose with the dawn, but the air was thick with descending snow. It was all composed of those exquisite six-petalled flowers, or six-rayed stars, which have been already figured and described (§ 9). The weather brightening, the theodolite was planted at the end of the first line. The men descended, and, trained by their previous experience, rapidly executed the measurements. The first line was completed before 11 A.M. Again the snow began to fall, filling all the air. Spangles innumerable were showered upon the heights. Contrary to expectation, the men could be seen and directed through the shower.

231. To reach the position occupied by the theodolite at the end of our second line, I had to wade breast-deep through snow which seemed as dry and soft as flour. The toil of the men upon the glacier in breaking through the snow was prodigious. But they did not flinch, and after a time the leader stood behind the farther stake, and cried, *Nous avons fini*. I was surprised to hear him so distinctly, for falling snow had been thought very deadening to sound. The work was finished, and I struck my theodolite with the feeling of a general who had won a small battle.

232. We put the house in order, packed up, and shot by gissade down the steep slopes of *La Filia* to the vault of the Arveiron. We found the river feeble, but not dried up. Many weeks must have elapsed since any water had been sent down from the surface of the glacier. But at the setting in of winter the fissures were in a great measure charged with water ; and the Arveiron of to-day was probably due to the gradual drainage of the glacier. There was now no

danger of entering the vault, for the ice seemed as firm as marble. In the cavern we were bathed by blue light. The strange beauty of the place suggested magic, and put me in mind of stories about fairy caves which I had read when a boy. At the source of the Arveiron our winter visit to the Mer de Glace ends ; next morning your deputy was on his way to London.

### § 33. WINTER MOTION OF THE MER DE GLACE.

233 Here are the measurements executed in the winter of 1859 :

		LINE NO. I.									
Stake.....	1	2	3	4	5	6	7	8	9	10	11
Inches.....	7	11	14	13	14	11	16	13	12	13	7

		LINE NO. II.									
Stake.....	1	2	3	4	5	6	7	8	9	10	
Inches.....	8	10	14	16	16	13	13	17	13	14	

234. Thus the winter motion of the Mer de Glace near the Montanvert is, in round numbers, half the summer motion.

235. As in summer, the eastern side of the glacier at this place moved quicker than the western.

### § 34. MOTION OF THE GRINDELWALD AND ALETSCII GLACIERS.

236. As regards the question of motion, to no other glacier have we devoted ourselves with such thoroughness as to the Mer de Glace ; we are, however, able to add a few measurements of other celebrated glaciers. Near the village of Grindelwald in the Bernese Oberland, there are two great ice-streams called respectively the Upper and the Lower Grindelwald glaciers, the second of which is frequently visited by travellers in the Alps. Across it on August 6th, 1860, a series of twelve stakes was fixed by Mr. Vaughan Hawkins and myself. Measured on the 8th and reduced to its daily rate, the motion of these stakes was as follows :

#### MOTION OF LOWER GRINDELWALD GLACIER.

		East						West					
Stake..	1	2	3	5	6	7	8	9	10	11	12		
Inches..	13	19	20	21	21	22	20	19	18	17	14		

237. The theodolite was here planted a little below the footway leading to the higher glacier region, and at about a mile above the end of the glacier. The measurement was rendered difficult by crevasses.

238. The largest glacier in Switzerland is the Great Aletsch, to which further reference shall subsequently be made. Across it on August 14th, 1860, a series of thirty-four stakes was planted by Mr. Hawkins and me. Measured on the 16th and reduced to their daily rate, the velocities were found to be as follows :

#### MOTION OF GREAT ALETSCII GLACIER.

		East													
Stake.....	1	2	3	4	5	6	7	8	9	10	11	12	13	14	
Inches.....	2	3	4	6	8	11	13	14	16	17	17	13	13	13	
Stake.....	13	14	15	16	17	18	19	20	21	22	23	23	23	23	
Inches.....	19	18	18	17	19	19	19	19	19	17	17	17	17	17	
Stake.....	24	25	25	27	28	29	30	31	32	33	34	34	34	34	
Inches.....	16	17	17	17	17	17	17	17	17	16	12	12	12	12	

West



239. The maximum motion here is nineteen inches a day. Probably the eastern side of the glacier is shallow, the retardation of the bed making the motion of the eastern stakes inconsiderable. The width of the glacier here is 9030 links, or about a mile and a furlong. The theodolite was planted high among the rocks on the western flank of the mountain, about half a mile above the Märgelin See.

§ 35. MOTION OF MORTERATSCH GLACIER.

240. Far to the east of the Oberland, and in that interesting part of Switzerland known as the Ober Engadin, stands a noble group of mountains, less in height than those of the Oberland, but still of commanding elevation. The group derives its name from its most dominant peak, the Piz Bernina. To reach the place we travel by railway from Basel to Zürich, and from Zürich to Chur (French Coire), whence we pass by diligence over either the Albula pass or the Juliar pass to the village of Pontresina. Here we are in the immediate neighborhood of the Bernina mountains.

241. From Pontresina we may walk or drive along a good coach road over the Bernina pass into Italy. At about an hour above the village you would look from the road into the heart of the mountains, the line of vision passing through a valley, in which is couched a glacier of considerable size. Along its back you would trace a medial moraine, and you could hardly fail to notice how the moraine, from a mere narrow streak at first, widens gradually as it descends, until finally it quite covers the lower end of the glacier. Nor is this an effect of perspective; for were you to stand upon the mountain slopes which nourish the glacier, you would see thence also the widening of the streak of rubbish, though the perspective here would tend to narrow the moraine as it retreats downward.

242. The ice-stream here referred to is the Morteratsch glacier, the end of which is a short hour's walk from the village of Pontresina. We have now to determine its rate of motion and to account for the widening of its medial moraine.

243. In the summer of 1864 Mr. Hirst and myself set out three lines of stakes across the glacier. The first line crossed the ice high up; the second a good distance lower down, and the third lower still. Even the third line, however, was at a considerable distance above the actual snout of the glacier. The daily motion of these three lines was as follows:

		FIRST LINE.									
Stake.....	1	2	3	4	5	6	7	8	9	10	11
Inches.....	8	12	13	13	14	13	12	12	11	7	5
		SECOND LINE.									
Stake.....	1	2	3	4	5	6	7	8	9	10	11
Inches.....	1	4	6	8	10	11	11	11	11	11	11
		THIRD LINE.									
Stake.....	1	2	3	4	5	6	7	8	9	10	11
Inches.....	1	2	4	5	6	6	7	7	5	5	4

244. Compare these lines together. You

notice the velocity of the first is greater than that of the second, and the velocity of the second greater than that of the third.

245. The lines were permitted to move downward for 100 hours, at the end of which time the spaces passed over by the points of swiftest motion of the three lines were as follows:

MAXIMUM MOTION IN 100 HOURS.	
First line.....	56 inches.
Second line .....	43 "
Third line.....	30 "

246. Here then is a demonstration that the upper portions of the Morteratsch glacier are advancing on the lower ones. In 1871 the motion of a point on the middle of the glacier near its snout was found to be less than two inches a day!

247. What, then, is the consequence of this swifter march of the upper glacier? Obviously to squeeze this medial moraine longitudinally, and to cause it to spread out laterally. We have here distinctly revealed the cause of the widening of the medial moraine.

248. It has been a question much discussed, whether a glacier is competent to scoop out or deepen the valley through which it moves, and this very Morteratsch glacier has been cited to prove that such is not the case. Observers went to the snout of the glacier, and finding it sensibly quiescent, they concluded that no scooping occurred. But those who contended for the power of glaciers to excavate valleys never stated, or meant to state, that it was the snout of the glacier which did the work. In the Morteratsch glacier the work of excavation, which certainly goes on to a greater or less extent, must be far more effectual high up the valley than at the end of the glacier.

§ 36. BIRTH OF A CREVASSE: REFLECTIONS.

249. Preserving the notion that we are working together, we will now enter upon a new field of inquiry. We have wrapped up our chain and are turning homeward after a hard day's work upon the Glacier du Géant, when under our feet, as if coming from the body of the glacier, an explosion is heard. Somewhat startled, we look inquiringly over the ice. The sound is repeated, several shots being fired in quick succession. They seem sometimes to our right, sometimes to our left, giving the impression that the glacier is breaking all round us. Still nothing is to be seen.

250. We closely scan the ice, and after an hour's strict search we discover the cause of the reports. They announce the birth of a crevasse. Through a pool upon the glacier we notice air-bubbles ascending, and find the bottom of the pool crossed by a narrow crack, from which the bubbles issue. Right and left from this pool we trace the young fissure through long distances. It is sometimes almost too feeble to be seen, and at no place is it wide enough to admit a knife-blade.



251. It is difficult to believe that the formidable fissures, among which you and I have so often trodden with awe, could commence in this small way. Such, however, is the case. The great and gaping chasms on and above the ice-falls of the Géant and the Talèfre begin as narrow cracks, which open gradually to crevasses. We are thus taught in an instructive and impressive way that appearances suggestive of very violent action may really be produced by processes so slow as to require refined observations to detect them. In the production of natural phenomena two things always come into play, the *intensity* of the acting force, and the *time* during which it acts. Make the intensity great and the time small, and you have sudden convulsion; but precisely the same apparent effect may be produced by making the intensity small and the time great. This truth is strikingly illustrated by the Alpine ice-falls and crevasses; and many geological phenomena, which at first sight suggest violent convulsion, may be really produced in the self-same almost imperceptible way.

### § 37. ICICLES.

252. The crevasses are grandest on the higher névés, where they sometimes appear as long yawning fissures, and sometimes as chasms of irregular outline. A delicate blue light shimmers from them, but this is gradually lost in the darkness of their profounder portions. Over the edges of the chasms, and mostly over the southern edges, hangs a coping of snow, and from this depend like stalactites rows of transparent icicles, 10, 20, 30 feet long. These pendent spears constitute one of the most beautiful features of the higher crevasses.

253. How are they produced? Evidently by the thawing of the snow. But why, when once thawed, should the water freeze again to solid spears? You have seen icicles pendent from a house-eave, which have been manifestly produced by the thawing of the snow upon the roof. If we understand these we shall also understand the vaster stalactites of the Alpine crevasses.

254. Gathering up such knowledge as we possess, and reflecting upon it patiently, let us found on it, if we can, a theory of icicles.

255. First, then, you are to know that the *air* of our atmosphere is hardly heated at all by the rays of the sun, whether visible or invisible. The air is highly transparent to all kinds of rays, and it is only the scanty fraction to which it is *not* transparent that expend their force in warming it.

256. Not so, however, with the snow on which the sunbeams fall. It absorbs the solar heat, and on a sunny day you may see the summits of the high Alps glistening with the water of liquefaction. The *air* above and around the mountains may at the same time be many degrees below the freezing point in temperature.

257. You have only to pass from sunshine into shade to prove this. A single step suffices to carry you from a place where the

thermometer stands high to one where it stands low; the change being due, not to any difference in the temperature of the *air*, but simply to the withdrawal of the thermometer from the direct action of the solar rays. Nay, without shifting the thermometer at all, by interposing a suitable screen, which cuts off the sun's rays, the coldness of the air may be demonstrated.

258. Look now to the snow upon your house-roof. The sun plays upon it and melts it; the water trickles to the eave and then drops down. If the eave face the sun the water remains water; but if the eave do not face the sun, the drop, before it quits its parent snow, is *already in shadow*. Now the shaded space, as we have learned, may be below the freezing temperature. If so, the drop, instead of falling, congeals, and the rudiment of an icicle is formed. Other drops and dribbles succeed, which trickle over the rudiment, congeal upon it in part and *thicken* it at the root. But a portion of the water reaches the free end of the icicle, hangs from it, and is there congealed before it escapes. The icicle is thus *lengthened*. In the Alps, where the liquefaction is copious and the cold of the shaded crevasse intense, the icicles, though produced in the same way, naturally grow to a greater size. The drainage of the snow after the sun's power is withdrawn also produces icicles.

259. It is interesting and important that you should be able to explain the formation of an icicle; but it is far more important that you should realize the way in which the various threads of what we call Nature are woven together. You cannot fully understand an icicle without first knowing that solar beams powerful enough to fuse the snows and blister the human skin, nay, it might be added, powerful enough, when concentrated, to burn up the human body itself, may pass through the air and still leave it at an icy temperature.

### § 38. THE BERGSCHRUND.

260. Having cleared away this difficulty, let us turn once more to the crevasses, taking them in the order of their formation. First then above the névé we have the final Alpine peaks and crests, against which the snow is often reared as a steep buttress. We have already learned that both névés and glaciers are moving slowly downward; but it usually happens that the attachment of the highest portion of the buttress to the rocks is great enough to enable it to hold on while the lower portion breaks away. A very characteristic crevasse is thus formed, called in the German-speaking portion of the Alps a *Bergschrund*. It often surrounds a peak like a fosse, as if to defend it against the assaults of climbers.

261. Look more closely into its formation. Imagine the snow as yet unbroken. Its higher portions cling to the rocks and move downward with extreme slowness. But its lower portions, whether from their greater depth and weight or their less perfect at-



tachment, are compelled to move more quickly. A *pull* is therefore exerted, tending to separate the lower from the upper snow. For a time this pull is resisted by the cohesion of the névé; but this at length gives way, and a crack is formed exactly *across* the line in which the pull is exerted. In other words, a *crevasse* is formed at right angles to the line of tension.

### § 39. TRANSVERSE CREVASSES.

262. Both on the névé and on the glacier the origin of the crevasses is the same. Through some cause or other, the ice is thrown into a state of strain, and as it cannot stretch it breaks across the line of tension. Take, for example, the ice-fall of the Géant, or of the Taléfre, above which you know the crevasses yawn terribly. Imagine the névé and the glacier entirely peeled away, so as to expose the surface over which they move. From the Col du Géant we should see this surface falling gently to the place now occupied by the brow of the cascade. Here the surface would fall steeply down to the bed of the present Glacier du Géant, where the slope would become gentle once more.

263. Think of the névé moving over such a surface. It descends from the Col till it reaches the brow just referred to. It crosses the brow, and must bend down to keep upon its bed. Realize clearly what must occur. The surface of the névé is evidently thrown to a state of strain: it breaks and forms a crevasse. Each fresh portion of the névé as it passes the brow is similarly broken, and thus a succession of crevasses is sent down the fall. Between every two chasms is a great transverse ridge. Through local strains upon the fall those ridges are also frequently broken across, towers of ice—*séracs*—being the result. Down the fall both ridges and séracs are borne, the dislocation being augmented during the descent.

264. What must occur at the foot of the fall? Here the slope suddenly lessens in steepness. It is plain that the crevasses must not only cease to open here, but that they must in whole or in part close up. At the summit of the fall, the bending was such as to make the surface convex; at the bottom of the fall, the bending renders the surface concave. In the one case we have *strain*, in the other *pressure*. In the one case, therefore, we have the *opening*, and in the other the *closing* of crevasses. This reasoning corresponds exactly with the facts of observation.

265. Lay bare your arm and stretch it straight. Make two ink dots half an inch or an inch apart, exactly opposite the elbow. Bend your arm, the dots approach each other, and are finally brought together. Let the two dots represent the two sides of a crevasse at the bottom of an ice-fall; the bending of the arm resembles the bending of the ice, and the closing up of the dots resembles the closing of the fissures.

266. The same remarks apply to various portions of the Mer de Glace. At certain

places the inclination changes from a gentler to a steeper slope, and on crossing the brow between both the glacier breaks its back. *Transverse crevasses* are thus formed. There is such a change of inclination opposite to the Angle, and a still greater but similar change at the head of the Glacier des Bois. The consequence is that the Mer de Glace at the former point is impassable, and at the latter the rending and dislocation are such as we have seen and described. Below the Angle, and at the bottom of the Glacier des Bois, the steepness relaxes, the crevasses heal up, and the glacier becomes once more continuous and compact.

### § 40. MARGINAL CREVASSES.

267. Supposing, then, that we had no changes of inclination, should we have no crevasses? We should certainly have less of them, but they would not wholly disappear. For other circumstances exist to throw the ice into a state of strain, and to determine its fracture. The principal of these is the more rapid movement of the centre of the glacier.

268. Helped by the labors of an eminent man, now dead, the late Mr. Wm. Hopkins, of Cambridge, let us master the explanation of this point together. But the pleasure of mastering it would be enhanced if we could see beforehand the perplexing and delusive appearances accounted for by the explanation. Could my wishes be followed out, I would at this point of our researches carry you off with me to Basel, thence to Thun, thence to Interlaken, thence to Grindelwald, where you would find yourself in the actual presence of the Wetterhorn and the Eiger, with all the greatest peaks of the Bernese Oberland, the Finsteraarhorn, the Schreckhorn, the Monch, the Jungfrau, at hand. At Grindelwald, as we have already learned, there are two well-known glaciers—the Ober Grindelwald and the Unter Grindelwald glaciers—on the latter of which our observations should commence.

269. Dropping down from the village to the bottom of the valley, we should breast the opposite mountain, and with the great limestone precipices of the Wetterhorn to our left, we should get upon a path which commands a view of the glacier. Here we should see beautiful examples of the opening of crevasses at the summit of a brow, and their closing at the bottom. But the chief point of interest would be the crevasses formed at the *side* of this glacier—the *marginal crevasses*, as they may be called.

270. We should find the side copiously fissured, even at those places where the centre is compact; and we should particularly notice that the fissures would neither run in the direction of the glacier nor straight across it, but that they would be *oblique* to it, inclosing an angle of about 45 degrees with the sides. Starting from the side of the glacier the crevasses would be seen to point *upward*; that is to say, the ends of the fissures abutting against the bounding mountain would appear to be *dragged down*. Were



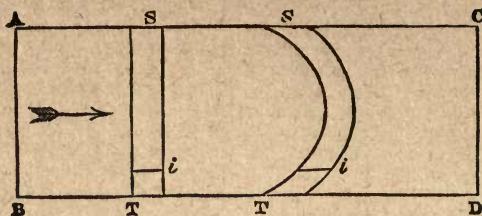


FIG. 7.

you less instructed than you now are, I might lay a wager that the aspect of these fissures would cause you to conclude that the centre of the glacier is left behind by the quicker motion of the sides.

271. This indeed was the conclusion drawn by M. Agassiz from this very appearance, before he had measured the motion of the sides and centre of the glacier of the Unteraar. Intimately versed with the treatment of mechanical problems, Mr. Hopkins immediately deduced the obliquity of the lateral crevasses from the quicker flow of the centre. Standing beside the glacier with pencil and note-book in hand, I would at once make the matter clear to you thus.

272. Let  $A C$ , in the annexed figure, be one side of the glacier, and  $B D$  the other; and let the direction of motion be that indicated by the arrow. Let  $s T$  be a transverse slice of the glacier, taken straight across it, say to-day. A few days or weeks hence this slice will have been carried down, and because the centre moves more quickly than the sides it will not remain straight, but will bend into the form  $s' T'$ .

273. Supposing  $T i$  to be a small square of the original slice near the side of the glacier. In its new position the square will be distorted to the lozenge-shaped figure  $T' i'$ . Fix your attention upon the diagonal  $T i$  of the square; in the lower position this diagonal, if the ice could stretch, would be lengthened to  $T' i'$ . But the ice does not stretch; it breaks, and we have a crevasse formed at right angles to  $T' i'$ . The mere inspection of the diagram will assure you that the crevasse will point obliquely upward.

274. Along the whole side of the glacier the quicker movement of the centre produces a similar state of strain; and the consequence is that the sides are copiously cut by those oblique crevasses, even at places where the centre is free from them.

275. It is curious to see at other places the transverse fissures of the centre uniting with those at the sides, so as to form great curved crevasses which stretch across the glacier from side to side. The convexity of the curve is turned upward, as mechanical principles declare it ought to be. But if you were ignorant of those principles, you would never infer from the aspect of these curves the quicker motion of the centre. In sand-slips, and in the motion of partially indurated mud, you may sometimes notice appearances similar to those exhibited by the ice.

#### § 41. LONGITUDINAL CREVASSES

276. We have thus unravelled the origin of both transverse and marginal crevasses. But where a glacier issues from a steep and narrow defile upon a comparatively level plain which allows it room to expand laterally, its motion is in part arrested, and the level portion has to bear the thrust of the steeper portions behind. Here the line of thrust is in the direction of the glacier, while the direction at right angles to this is one of tension. Across this latter the glacier breaks, and longitudinal crevasses are formed.

277. Examples of this kind of crevasse are furnished by the lower part of the Glacier of the Rhone, when looked down upon from the Grimsel Pass, or from any commanding point on the flanking mountains.

#### § 42. CREVASSES IN RELATION TO CURVATURE OF GLACIER.

278. One point in addition remains to be discussed, and your present knowledge will enable you to master it in a moment. You remember at an early period of our researches that we crossed the Mer de Glace from the Chapeau side to the Montanvert side. I then desired you to notice that the Chapeau side of the glacier was more fissured than either the centre or the Montanvert side (75). Why should this be so? Knowing as we now do that the Chapeau side of the glacier moves more quickly than the other, that the point of maximum motion does not lie on the centre but far east of it, we are prepared to answer this question in a perfectly satisfactory manner.

279. Let  $A B$  and  $C D$ , in the following diagram, represent the two curved sides of the Mer de Glace at the Montanvert, and let  $m n$  be a straight line across the glacier. Let  $o$  be the point of maximum motion. The mechanical state of the two sides of the glacier may be thus made plain. Supposing the line  $m n$  to be a straight elastic string with its ends fixed; let it be grasped firmly at the point  $o$  by the finger and thumb, and drawn to  $o'$ , keeping the distance between  $o'$  and the side  $C D$  constant. Here the length,  $n o$  of the string would have stretched to  $n o'$ , and the length  $m o$  to  $m o'$ , and you see plainly that the stretching of the short line, in comparison with its length, is greater than that of the long line in comparison with its length.



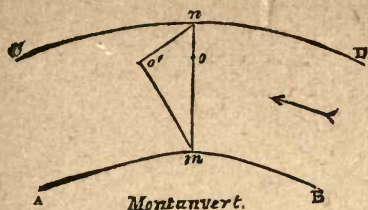


FIG. 8.

In other words, the strain upon  $n o'$  is greater than that upon  $n o''$ ; so that if one of them were to break under the strain, it would be the short one.

280. These two lines represent the conditions of strain upon the two sides of the glacier. The sides are held back, and the centre tries to move on, a strain being thus set up between the centre and sides. But the displacement of the point of maximum motion through the curvature of the valley makes the strain upon the eastern ice greater than that upon the western. The eastern side of the glacier is therefore more crevassed than the western.

281. Here indeed resides the difficulty of getting along the eastern side of the Mer de Glace: a difficulty which was one reason for our crossing the glacier opposite to the Montanvert. There are two convex sweeps on the eastern side to one on the western side, hence on the whole the eastern side of the Mer de Glace is most riven.

#### § 43. MORAINÉ-RIDGES, GLACIER TABLES, AND SAND CONES.

282. When you and I first crossed the Mer de Glace from Trelaporte to the Couvercle, we found that the stripes of rocks and rubbish which constituted the medial moraines were ridges raised above the general level of the glacier to a height at some places of twenty or thirty feet. On examining these ridges we found the rubbish to be superficial, and that it rested upon a great spine of ice which ran along the back of the glacier. By what means has this ridge of ice been raised?

283. Most boys have read the story of Dr. Franklin's placing bits of cloth of various colors upon snow on a sunny day. The bits of cloth sank in the snow, the dark ones most.

284. Consider this experiment. The sun's rays first of all fall upon the upper surface of the cloth and warm it. The heat is then conducted through the cloth to the under surface, and the under surface passes it on to the snow, which is finally liquefied by the heat. It is quite manifest that the quantity of snow melted will altogether depend upon the amount of heat sent from the upper to the under surface of the cloth.

285. Now cloth is what is called a bad conductor. It does not permit heat to travel freely through it. B. where it has merely to pass through the thickness of a single bit of cloth, a good quantity of the heat gets

through. But if you double or treble or quintuple the thickness of the cloth; or, what is easier, if you put several pieces one upon the other, you come at length to a point where no sensible amount of heat could get through from the upper to the under surface.

286. What must occur if such a thick piece, or such a series of pieces of cloth, were placed upon snow on which a strong sun is falling? The snow round the cloth is melted, but that underneath the cloth is protected. If the action continues long enough the inevitable result will be that the level of the snow all round the cloth will sink, and the cloth will be left behind perched upon an eminence of snow.

287. If you understand this, you have already mastered the cause of the moraine-ridges. They are not produced by any swelling of the ice upward. But the ice underneath the rocks and rubbish being protected from the sun, the glacier right and left melts away and leaves a ridge behind.

288. Various other appearances upon the glacier are accounted for in the same way. Here upon the Mer de Glace we have flat slabs of rock sometimes lifted up on pillars of ice. These are the so-called *Glacier Tables*. They are produced, not by the growth of a stalk of ice out of the glacier, but by the melting of the glacier all round the ice protected by the stone. Here is a sketch of one of the Tables of the Mer de Glace.

289. Notice moreover that a glacier table is hardly ever set square upon its pillar. It generally leans to one side, and repeated observation teaches you that it so leans as to enable you always to draw the north and south line upon the glacier. For the sun being south of the zenith at noon pours its rays against the southern end of the table, while the northern end remains in shadow. The southern end, therefore, being most warmed does not protect the ice underneath it so effectually as the northern end. The table becomes inclined, and ends by sliding bodily off its pedestal.

290. In the figure opposite we have what may be called an ideal table. The oblique lines represent the direction of the sunbeams, and the consequent tilting of the table here shown resembles that observed upon the glaciers.

291. A pebble will not rise thus: like Franklin's single bit of cloth, a dark-colored pebble sinks in the ice. A spot of black mould will not rest upon the surface, but will sink; and various parts of the Glacier du Géant are honeycombed by the sinking of such spots of dirt into the ice.

292. But when the dirt is of a thickness sufficient to protect the ice the case is different. Sand is often washed away by a stream from the mountains, or from the moraines, and strewn over certain spaces of the glacier. A most curious action follows. The sanded surface rises, the part on which the sand lies thickest rising highest. Little peaks and eminences jut forth, and when the distribu-





FIG. 9.

tion of the sand is favorable, and the action sufficiently prolonged, you have little mountains formed, sometimes singly, and sometimes grouped so as to mimic the Alps themselves. The *Sand Cones* of the Mer de Glace are not striking; but on the G6rner, the Aletsch, the Morteratsch, and other glaciers, they form singly and in groups, reaching sometimes a height of ten or twenty feet.

#### § 44. THE GLACIER MILLS OR MOULINS.

293 You and I have learned by long experience the character of the Mer de Glace. We have marched over it daily, with a definite object in view, but we have not closed our eyes to other objects. It is from side glimpses of things which are not at the moment occupying our attention that fresh subjects of inquiry arise in scientific investigation.

294. Thus in marching over the ice near Trelaporte we were often struck by a sound resembling low rumbling thunder. We subsequently sought out the origin of this sound, and found it.

295. A large area of this portion of the glacier is unbroken. Dribbles of water have room to form rills, rills to unite and form streams, streams to combine to form rushing brooks, which sometimes cut deep channels in the ice. Sooner or later these streams reach a strained portion of the glacier, where a crack is formed across the stream. A way is thus opened for the water to the bottom of the glacier. By long action the stream hollows out a shaft, the crack thus becoming the starting-point of a funnel of unseen depth, into which the water leaps with the sound of thunder.

296. This funnel and its cataract form a glacier Mill or *Moulin*.

297. Let me grasp your hand firmly while you stand upon the edge of this shaft and look into it. The hole, with its pure blue shimmer, is beautiful, but it is terrible. In-




FIG. 10.

cautious persons have fallen into these shafts, a second or two of bewilderment being followed by sudden death. But caution upon the glaciers and mountains ought, by habit, to be made a second nature to explorers like you and me.

298. The crack into which the stream first descended to form the moulin, moves down with the glacier. A succeeding portion of the ice reaches the place where the breaking strain is exerted. A new crack is then formed above the moulin, which is thenceforth forsaken by the stream, and moves downward as an empty shaft. Here upon the Mer de Glace, in advance of the *Grand Moulin* we see no less than six of these forsaken holes. Some of them we sound to a depth of 90 feet.

299. But you and I both wish to determine, if possible, the entire depth of the Mer de Glace. The Grand Moulin offers a chance of doing this which we must not neglect.



Our first effort to sound the moulin fails through the breaking of our cord by the impetuous plunge of the water. A lump of grease in the hollow of a weight enables a mariner to judge of a sea bottom. We employ such a weight, but cannot reach the bed of the glacier. A depth of 163 feet is the utmost reached by our plummet.

300. From July 28th to August 8th we have watched the progress of the Grand Moulin. On the former date the position of the moulin was fixed. On the 31st it had moved down 50 inches; a little more than a day afterward it had moved 74 inches. On August 8th it had moved 193 inches, which gives an average of about 18 inches in twenty-four hours. No doubt next summer upon the Mer de Glace a Grand Moulin will be found thundering near Trélaporte; but like the crevasse of the Grand Plateau, already referred to (§ 16), it will not be our moulin. This, or rather the ice which it penetrated, is now probably more than a mile lower down than it was in 1857.

#### § 45. THE CHANGES OF VOLUME OF WATER BY HEAT AND COLD.

301. We have noticed upon the glacier shafts and pits filled with water of the most delicate blue. In some cases these have been the shafts of extinct moulins closed at the bottom. A theory has been advanced to account for them, which, though it may be untenable, opens out considerations regarding the properties of water that ought to be familiar to inquirers like you and me.

302. In our dissection of lake ice by a beam of heat (§ 11) we noticed little vacuous spots at the centres of the liquid flowers formed by the beam. These spots we referred to the fact that when ice is melted the water produced is less in volume than the ice, and that hence the water of the flower was not able to occupy the whole space covered by the flower.

303. Let us more fully illustrate this subject. Stop a small flask water-tight with a cork, and through the cork introduce a narrow glass tube also water-tight. It is easy to fill the flask with water so that the liquid shall stand at a certain height in the glass tube.

304. Let us now warm the flask with the flame of a spirit-lamp. On first applying the flame you notice a momentary sinking of the liquid in the glass tube. This is due to the momentary expansion of the flask by heat; it becomes suddenly larger when the flame is first applied.

305. But the expansion of the water soon overtakes that of the flask and surpasses it. We immediately see the rise of the liquid column in the glass tube, exactly as mercury rises in the tube of a warmed thermometer.

306. Our glass tube is ten inches long, and at starting the water stood in it at a height of five inches. We will apply the spirit-lamp flame until the water rises quite to the top of the tube and trickles over. This experiment suffices to show the expansion of the water

by heat.

307. We now take a common finger-glass and put into it a little pounded ice and salt. On this we place the flask, and then build round it the freezing mixture. The liquid column retreats down the tube, proving the contraction of the liquid by cold. We allow the shrinking to continue for some minutes, noticing that the downward retreat of the liquid becomes gradually slower, and that it finally ceases altogether.

308. Keep your eye upon the liquid column; it remains quiescent for a fraction of a minute, and then moves once more. But its motion is now upward instead of downward. *The freezing mixture now acts exactly like the flame.*

309. It would not be difficult to pass a thermometer through the cork into the flask, and it would tell us the exact temperature at which the liquid ceased to contract and began to expand. At that moment we should find the temperature of the liquid a shade over 39° Fahr.

310. At this temperature, then, water attains its maximum density.

311. Seven degrees below this temperature, or at 32° Fahr., the liquid begins to turn into solid crystals of ice, which you know swims upon water because it is bulkier for a given weight. In fact, this halt of the approaching molecules at the temperature of 39°, is but the preparation for the subsequent act of crystallization, in which the expansion by cold culminates. Up to the point of solidification the increase of volume is slow and gradual; while in the act of solidification it is sudden, and of overwhelming strength.

312. By this force of expansion the Florentine Academicians long ago burst a sphere of copper nearly three quarters of an inch in thickness. By the same force the celebrated astronomer Huyghens burst in 1667 iron cannons a finger breadth thick. Such experiments have been frequently made since. Major Williams during a severe Quebec winter filled a mortar with water, and closed it by driving into its muzzle a plug of wood. Exposed to a temperature 50° Fahr. below the freezing point of water, the metal resisted the strain, but the plug gave way, being projected to a distance of 400 feet. At Warsaw howitzer shells have been thus exploded; and you and I have shivered thick bomb-shells to fragments by placing them for half an hour in a freezing mixture.

313. The theory of the shafts and pits referred to at the beginning of this section is this: The water at the surface of the shaft is warmed by the sun, say to a temperature of 39° Fahr. The water at the bottom, in contact with the ice, must be at 32° or near it. The heavier water is therefore at the top; it will descend to the bottom, melt the ice there, and thus deepen the shaft.

314. The circulation here referred to undoubtedly goes on, and some curious effects are due to it; but not, I think, the one here ascribed to it. The *deepening* of a shaft implies a quicker melting of its bottom than of



the surface of the glacier. It is not easy to see how the fact of the solar heat being first absorbed by water, and then conveyed by it to the bottom of the shaft, should make the melting of the bottom more rapid than that of the ice which receives the direct impact of the solar rays. The surface of the glacier must sink *at least* as rapidly as the bottom of the pit, so that the circulation, though actually existing, cannot produce the effect ascribed to it.

§ 46. CONSEQUENCES FLOWING FROM THE FOREGOING PROPERTIES OF WATER.—CORRECTION OF ERRORS.

315. I was not much above your age when the property of water ceasing to contract by cold at a temperature of 39° Fahr. was made known to me, and I still remember the impression it made upon me. For I was asked to consider what would occur in case this solitary exception to an otherwise universal law ceased to exist.

316. I was asked to reflect upon the condition of a lake stored with fish and offering its surface to very cold air. It was made clear to me that the water on being first chilled would shrink in volume and become heavier, that it would therefore sink and have its place supplied by the warmer and lighter water from the deeper portions of the lake.

317. It was pointed out to me that without the law referred to this process of circulation would go on until the whole water of the lake had been lowered to the freezing temperature. Congelation would then begin, and would continue as long as any water remained to be solidified. One consequence of this would be to destroy every living thing contained in the lake. Other calamities were added, all of which were said to be prevented by the perfectly exceptional arrangement, that after a certain time the *colder* water becomes the *lighter*, floats on the surface of the lake, is there congealed, thus throwing a protecting roof over the life below.

318. Count Rumford, one of the most solid of scientific men, writes in the following strain about this question: "It does not appear to me that there is anything which human sagacity can fathom, within the wide-extended bounds of the visible creation, which affords a more striking or more palpable proof of the wisdom of the Creator, and of the special care He has taken, in the general arrangement of the universe, to preserve animal life, than this wonderful contrivance.

319. "Let me beg the attention of my readers while I endeavor to investigate this most interesting subject; and let me at the same time bespeak his candor and indulgence. I feel the danger to which a mortal exposes himself who has the temerity to explain the designs of Infinite Wisdom. The enterprise is adventurous, but it surely cannot be improper.

320. "Had not Providence interfered on this occasion in a manner which may well

be considered as *miraculous*, all the fresh water within the polar circle must inevitably have been frozen to a very great depth in winter, and every plant and tree destroyed."

321. Through many pages of his book Count Rumford continues in this strain to expound the ways and intentions of the Almighty, and he does not hesitate to apply very harsh words to those who cannot share his notions. He calls them hardened and degraded. We are here warned of the fact, which is too often forgotten, that the pleasure or comfort of a belief, or the warmth or exaltation of feeling which it produces, is no guarantee of its truth. For the whole of Count Rumford's delight and enthusiasm in connection with this subject, and the whole of his ire against those who did not share his opinions, were founded upon an erroneous notion.

322. Water is *not* a solitary exception to an otherwise general law. There are other molecules than those of this liquid which require more room in the solid crystalline condition than in the adjacent molten condition. Iron is a case in point. Solid iron floats upon molten iron exactly as ice floats upon water. Bismuth is a still more impressive case, and we could shiver a bomb as certainly by the solidification of bismuth as by that of water. There is no fish to be taken care of here, still the "contrivance" is the same.

323. I am reluctant to mention them in the same breath with Count Rumford, but I am told that in our own day there are people who profess to find the comforts of a religion in a superstition lower than any that has hitherto degraded the civilized human mind. So that the *happiness* of a faith and the *truth* of a faith are two totally different things.

324. Life and the conditions of life are in necessary harmony. This is a truism, for without the suitable conditions life could not exist. But both life and its conditions set forth the operations of inscrutable Power. We know not its origin; we know not its end. And the presumption, if not the degradation, rests with those who place upon the throne of the universe a magnified image of themselves, and make its doings a mere colossal imitation of their own.

§ 47. THE MOLECULAR MECHANISM OF WATER-CONGELATION.

325. But let us return to our science. How are we to picture this act of expansion on the part of freezing water? By what operation do the molecules demand with such irresistible emphasis more room in the solid than in the adjacent liquid condition? In all cases of this kind we must derive our conceptions from the world of the senses, and transfer them afterward to a world transcending the range of the senses.

326. You have not forgotten our conversation regarding "atomic poles" (§ 10), and how the notion of polar force came to be applied to crystals. With this fresh in your memory, you will have no great difficulty



In understanding how expansion of volume may accompany the act of crystallization.

327. I place a number of magnets before you. They, as matter, are affected by gravity, and, if perfectly free, they would move toward each other in obedience to the attraction of gravity.

328. But they are not only matter, but magnetic matter. They not only act upon each other by the simple force of gravity, but by the polar force of magnetism. Imagine them placed at a distance from each other, and perfectly free to move. Gravity first makes itself felt and draws them together. For a time the magnetic force issuing from the poles is insensible; but when a certain nearness is attained, the polar force comes into play. The mutually attracting points close up, the mutually repellent points retreat, and it is easy to see that this action may produce an arrangement of the magnets which requires more room. Suppose them surrounded by a box which exactly incloses them at the moment the polar force first comes into play. It is easy to see that in arranging themselves subsequently the repelled corners and ends of the magnets may be caused to press against the sides of the box, and even to burst it, if the forces be sufficiently strong.

329. Here then we have a conception which may be applied to the molecules of water. They, like the magnets, are acted upon by two distinct forces. For a time, while the

nating from special points of the molecules, come into play. The attracted points close up, the repelled points retreat. Thus the molecules turn and rearrange themselves, demanding, as they do so, more space, and overcoming all ordinary resistance by the energy of their demand. This, in general terms, is an explanation of the expansion of water in solidifying: it would be easy to construct an apparatus for its illustration.

§ 43. THE DIRT BANDS OF THE MER DE GLACE.

330. Pass from bright sunshine into a moderately lighted room; for a time all appears so dark that the objects in the room are not to be clearly distinguished. Hit violently by the waves of light (§ 3) the optic nerve is numbed, and requires time to recover its sensitiveness.

331. It is for this reason that I choose the present hour for a special observation on the Mer de Glace. The sun has sunk behind the ridge of Charmoz, and the surface of the glacier is in sober shade. The main portion of our day's work is finished, but we have still sufficient energy to climb the slopes adjacent to the Montanvert to a height of a thousand feet or thereabout above the ice.

332. We now look fairly down upon the glacier, and see it less foreshortened than from the Montanvert. We notice the dirt overspreading its eastern side, due to the crowding together of its medial moraines. We see the comparatively clean surface of the Glacier du Géant; but we notice upon this surface an appearance which we have not hitherto seen. It is crossed by a series of gray bent bands, which follow each other in succession, from Tréapporte downward. We count eighteen of these from our present position. (See sketch, Fig. 12.)

333. These are the *Dirt Bands* of the Mer de Glace; they were first observed by Professor Forbes in 1842.

334. They extend down the glacier further than we can see: and if we cross the valley of Chamouni, and climb the mountains at the opposite side, to a point near the little auberge, called La Flégère, we shall command a view of the end of the glacier and observe the completion of the series of bands. We notice that they are confined throughout to the portion of the glacier derived from the Col du Géant. (See sketch, Fig. 11.)

335. We must trace them to their source. You know how noble and complete a view is obtained of the glacier and Col de Géant from the Cleft Station above Tréapporte. Thither we must once more climb: and thence we can see the succession of lands stretching downward to the Montanvert, and upward to the base of the ice-cascade upon the Glacier du Géant. The cascade is evidently concerned in their formation. (See sketch, Fig. 13.)

336. And how? Simply enough. The glacier, as we know, is broken transversely at the summit of the ice-fall, and descends the de-



Fig. 11.

liquid is being cooled they approach each other, in obedience to their general attraction for each other. But at a certain point new forces, some attractive, some repulsive, ena-



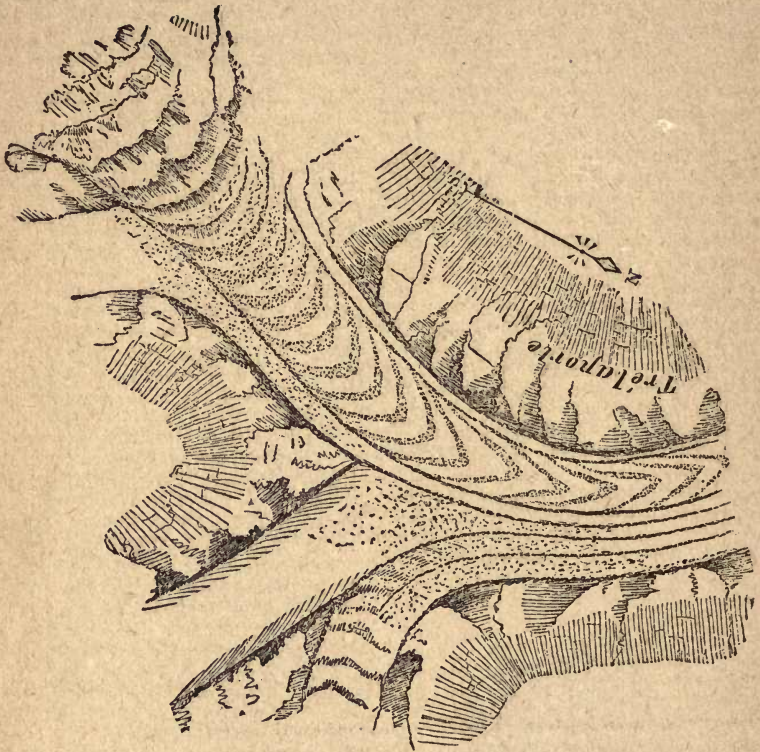


Fig. 12.

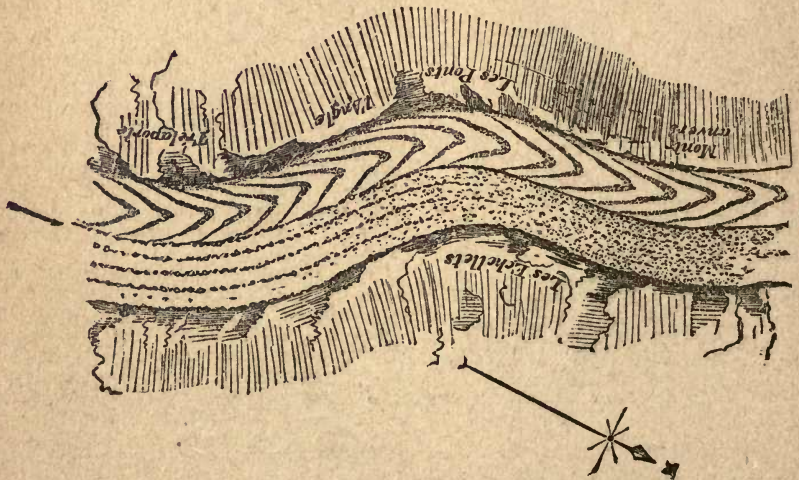


Fig. 13.



clivity in a series of great transverse ridges. At the base of the fall, the chasms are closed, but the ridges in part remain, forming protuberances, which run like vast wrinkles across the glacier. These protuberances are more and more bent because of the quicker motion of the centre, and the depressions between them form receptacles for the fine mud and débris washed by the little rills from the adjacent slopes.

337. The protuberances sink gradually through the wasting action of the sun, so that long before Trélaporte is reached they have wholly disappeared. Not so the dirt of which they were the collectors: it continues to occupy, in transverse bands, the flat surface of the glacier. At Trélaporte, moreover, where the valley becomes narrow, the bands are much sharpened, obtaining there the character which they afterward preserve throughout the Mer de Glace. Other glaciers with cascades also exhibit similar bands.

#### § 49. SEA ICE AND ICEBERGS.

338. We are now equipped intellectually for a campaign into another territory. Water becomes heavier and more difficult to freeze when salt is dissolved in it. Sea water is therefore heavier than fresh, and the Greenland Ocean requires to freeze at a temperature  $3\frac{1}{2}$  degrees lower than fresh water. When concentrated till its specific gravity reaches 1.1045, sea water requires for its congelation a temperature  $18\frac{1}{2}$  degrees lower than the ordinary freezing-point.

339. But even when the water is saturated with salt, the crystallizing force studiously rejects the salt, and devotes itself to the congelation of the water alone. Hence the ice of sea water, when melted, produces fresh water. The only saline particles existing in such ice are those entangled mechanically in its pores. They have no part or lot in the structure of the crystal.

340. This *exclusiveness*, if I may use the term, of the water molecules; this entire rejection of all foreign elements from the edifices which they build, is enforced to a surprising degree. Sulphuric acid has so strong an affinity for water that it is one of the most powerful agents known to the chemist for the removal of humidity from air. Still, as shown by Faraday, when a mixture of sulphuric acid and water is frozen, the crystal formed is perfectly sweet and free from acidity. The water alone has lent itself to the crystallizing force.

341. Every winter in the Arctic regions the sea freezes, roofing itself with ice of enormous thickness and vast extent. By the summer heat, and the tossing of the waves, this is broken up; the fragments are drifted by winds and borne by currents. They clash, they crush each other, they pile themselves into heaps, thus constituting the chief danger encountered by mariners in the polar seas.

342. But among the drifting masses of flat sea-ice, vaster masses sail, which spring from a totally different source. These are the *Ice-*

*bergs* of the Arctic seas. They rise sometimes to an elevation of hundreds of feet above the water, while the weight of ice submerged is about seven times that seen above.

343. The first observers of striking natural phenomena generally allow wonder and imagination more than their due place. But to exclude all error arising from this cause, I will refer to the journal of a cool and intrepid Arctic navigator, Sir Leopold McClintock. He describes an iceberg 250 feet high, which was aground in 500 feet of water. This would make the entire height of the berg 750 feet, not an unusual altitude for the greater icebergs.

344. From Baffin's Bay these mighty masses come sailing down through Davis' Straits into the broad Atlantic. A vast amount of heat is demanded for the simple liquefaction of ice (§ 48); and the melting of icebergs is on this account so slow, that when large they sometimes maintain themselves till they have been drifted 2000 miles from their place of birth.

345. What is their origin? The Arctic glaciers. From the mountains in the interior the indurated snows slide into the valleys and fill them with ice. The glaciers thus formed move like the Swiss ones, incessantly downward. But the Arctic glaciers reach the sea, enter it, often ploughing up its bottom into submarine moraines. Undermined by the lapping of the waves, and unable to resist the strain imposed by their own weight, they break across, and discharge vast masses into the ocean. Some of these run aground on the adjacent shores, and often maintain themselves for years. Others escape southward, to be finally dissolved in the warm waters of the Atlantic. The first engraving on this page is copied from a photograph taken by Mr. Bradford during a recent expedition to the Northern seas. The second represents a mass of ice upon the Glacier des Bossons. Their likeness suggests their common origin.

#### § 50. THE ÆGGISCHHORN, THE MARGELN SEE AND ITS ICEBERGS.

346. I am, however, unwilling that you should quit Switzerland without seeing such icebergs as it can show, and indeed there are other still nobler glaciers than the Mer de Glace with which you ought to be acquainted. In tracing the Rhone to its source, you have already ascended the valley of the Rhone. Let us visit it again together; halt at the little town of Viesch, and go from it straight up to the excellent hostelry on the slope of the Æggischhorn. This we shall make our headquarters while we explore that monarch of European ice-streams—the great Aletsch glacier.

347. Including the longest of its branches, this noble ice-river is about twenty miles long, while at the middle of its trunk it measures nearly a mile and a quarter from side to side. The grandest mountains of the Bernese Oberland, the Jungfrau, the Monch, the Trugberg, the Aletschhorn, the Breithorn, the Gletscherhorn, and many another noble



peak and ridge, are the collectors of its neves. From three great valleys formed in the heart of the mountains these névés are poured, uniting together to form the trunk of the Aletsch at a place named by a witty mountaineer, the "Place de la Concorde of Nature." If the phrase be meant to convey the ideas of tranquil grandeur, beauty of form, and purity of hue, it is well bestowed.

348. Our hotel is not upon the peak of the *Æggischhorn*, but a brisk morning walk soon places us upon the top. Thence we see the glacier like a broad river stretching upward to the roots of the *Jungfrau*, and downward past the *Bel Alp* toward its end. Prolonging the vision downward, we strike the noblest mountain group in all the Alps—the *Dom* and its attendant peaks, the *Matter-*

horn and the *Weisshorn*. The scene indeed is one of impressive grandeur, a multitude of peaks and crests here unnamed contributing to its glory.

349. But low down to our right, and surrounded by the sheltering mountains, is an object the beauty of which startles those who are unprepared for it. Yonder we see the naked side of the glacier, exposing glistening ice-cliffs sixty or seventy feet high. It would seem as if the Aletsch here were engaged in the vain attempt to thrust an arm through a lateral valley. It once did so; but the arm is now incessantly broken off close to the body of the glacier, a great space formerly covered by the ice being occupied by its water of liquefaction. A lake of the loveliest blue is thus formed, which reaches quite




FIG. 14.



FIG. 15.



to the base of the ice-cliffs, saps them, as the Arctic waves sap the Greenland glaciers, and receives from them the broken masses which it has undermined. As we look down upon the lake, small icebergs sail over the tranquil surface, each resembling a snowy swan accompanied by its shadow.

350. This is the beautiful little lake of Märgelin, or, as the Swiss here call it, the Märgelin See. You see that splash, and immediately afterward hear the sound of the plunging ice. The glacier has broken before our eyes, and dropped an iceberg into the lake. All over the lake the water is set in commotion, thus illustrating on a small scale the swamping waves produced by the descent of vast islands of ice from the Arctic glaciers. Look to the end of the lake. It is cumbered with the remnants of icebergs now aground, which have been in part wafted thither by the wind, but in part slowly borne by the water which moves gently in this direction.

351. Imagine us below upon the margin of the lake, as I happened to be on one occasion. There is one large and lonely iceberg about the middle. Suddenly a sound like that of a cataract is heard; we look toward the iceberg and see water teeming from its sides. Whence comes the water? the berg has become top-heavy through the melting underneath; it is in the act of performing a somersault, and in rolling over carries with it a vast quantity of water, which rushes like a waterfall down its sides. And notice that the iceberg, which a moment ago was snowy-white, now exhibits the delicate blue color characteristic of compact ice. It will soon, however, be rendered white again by the action of the sun. The vaster icebergs of the Northern seas sometimes roll over in the same fashion. A week may be spent with delight and profit at the Äggischhorn.

#### § 51. THE BEL ALP.

352. From the Äggischhorn I might lead you along the mountain ridge by the Betten See, the fish of which we have already tasted, to the Rieder Alp, and thence across the Aletsch to the Bel Alp. This is a fine mountain ramble, but you and I prefer making the glacier our highway downward. Easy at some places, it is by no means child's play at others to unravel its crevasses. But the steady constancy and close observation which we have hitherto found availing in difficult places do not forsake us here. We clear the fissures; and, after four hours of exhilarating work, we find ourselves upon the slope leading up to the Bel Alp hotel.

353. This is one of the finest halting-places in the Alps. Stretching before us up to the Äggischhorn and Märgelin See is the long last reach of the Aletsch, with its great medial moraine running along its back. At hand is the wild gorge of the Mussa, in which the snout of the glacier lies couched like the head of a serpent. The beautiful system of the Oberaletsch glaciers is within easy reach. Above us is a peak called the Sparenhorn, accessible to the most moderate climber, and

on the summit of which little more than an hour's exertion will place you and me. Below us now is the Oberaletsch glacier, exhibiting the most perfect of medial moraines. Near us is the great mass of the Aletschhorn, clasped by its névés, and culminating in brown rock. It is supported by other peaks almost as noble as itself. The Nesthorn is at hand; while sweeping round to the west we strike the glorious trail already referred to, the Weisshorn, the Matterhorn, and the Dom. Take one glance at the crevasses of the glacier immediately below us. It tumbles at its end down a steep incline, and is greatly riven. But the crevasses open before the steep part is reached, and you notice the coalescence of marginal and transverse crevasses, producing a system of curved fissures with the convexities of the curves pointing upward. The mechanical reason of this is now known to you. The glacier-tables are also numerous and fine. I should like to linger with you here for a week, exploring the existing glaciers, and tracing out the evidences of others that have passed away.

#### § 52. THE RIFFELBERG AND GÖRNER GLACIER.

354. And though our measurements and observations on the Mer de Glace are more or less representative of all that can be made or solved elsewhere, I am unwilling to leave you unacquainted with the great system of glaciers which stream from the northern slopes of Monte Rosa and the adjacent mountains. From the Bel Alp we can descend to Brieg, and thence drive to Visp; but you and I prefer the breezy heights, so we sweep round the promontory of the Nessel, until we stand over the Rhone valley, in front of Visp. From this village an hour's walking carries us to Stalden, where the valley divides into two branches: the one leading through Saas over the Monte Moro, and the other through St. Nicholas to Zermatt. The latter is our route.

355. We reach Zermatt, but do not halt there. On the mountain ridge, 4000 feet above the valley, we discern the Riffelberg hotel. This we reach. Right in front of us is the pinnacle of the Matterhorn, upon the top of which it must appear incredible to you that a human foot could ever tread. Constancy and skill, however, accomplished this, but in the first instance at a terrible price. In the little churchyard of Zermatt we have seen the graves of two of the greatest mountaineers that Savoy and England have produced; and who, with two gallant young companions, fell from the Matterhorn in 1865.

356. At the Riffelberg we are within an hour's walk of the famous Görner Grat, which commands so grand a view of the glaciers of Monte Rosa. But yonder huge knob of perfectly bare rock, which is called the Riffelhorn, must be our station. What the Cleft Station is to the Mer de Glace, the Riffelhorn is to the Görner glacier and its tributaries. From its lower side the rock, easy as it may seem, is inaccessible. Here



indeed, in 1865, a fifth good man met his end, and he also lies beside his fellow-countrymen in the churchyard of Zermatt. Passing a little tarn, or lake, called the Riffel See, we assail the Riffelhorn on its upper side. It is capital rock-practice to reach the summit; and from it we command a most extraordinary scene.

357. The huge and many-peaked mass of Monte Rosa faces us, and we scan its snows from bottom to top. To the right is the mighty ridge of the Lyskamm, also laden with snow; and between both lies the Western Glacier of Monte Rosa. This glacier meets another from the vast snow-fields of the Cima di Jazzi; they join to form the Gorner glacier, and from their place of junction stretches the customary medial moraine. On this side of the Lyskamm rise two beautiful snowy eminences, the Twins Castor and Pollux; then come the brown crags of the Breithorn, then the Little Matterhorn, and then the broad snow-field of the Théodule, out of which springs the Great Matterhorn, and which you and I will cross subsequently into Italy.

358. The valleys and depressions between these mountains are filled with glaciers. Down the flanks of the Twin Castor comes the Glacier des Jumeaux, from Pollux comes the Schwartz glacier, from the Breithorn the Trift glacier, then come the Little Matterhorn glacier and the Théodule glacier, each, as it welds itself to the trunk, carrying with it its medial moraine. We can count nine such moraines from our present position. And to a still more surprising degree than on the Mer de Glace, we notice the power of the ice to yield to pressure; the broad névés being squeezed on the trunk of the Görner into white stripes, which become ever narrower between their bounding moraines, and finally disappear under their own shingle.

359. On the two main tributaries we also notice moraines which seem in each case to rise from the body of the glacier, appearing in the middle of the ice without any apparent origin higher up. These at their sources are sub-glacial moraines, which have been rubbed away from rocky promontories entirely covered with ice. They lie hidden for a time in the body of the glacier, and appear at the surface where the ice above them has been melted away by the sun.

360. This is the place to mention a notion long entertained by the inhabitants of the high Alps, that glaciers possess the power of thrusting out all impurities from them. On the Mer de Glace you and I have noticed large patches of clay and black mud which evidently came from the body of the glacier, and we can therefore understand how natural was this notion of extrusion to people unaccustomed to close observation. But the power of the glacier in this respect is in reality the power of the sun, which fuses the ice above concealed impurities, and, like the bodies of the guides on the Glacier des Bosses (143) brings them to the light of day.

361. On no other glacier will you find more objects of interest than on the Görner. Sand cones, glacier-tables, deep ice-gorges cut by streams and bridged fantastically by boulders, moulins, sometimes arched ice-caverns of extraordinary size and beauty. On the lower part of the glacier we notice the partial disappearance of the medial moraine in the crevasses, and its reappearance at the foot of the incline. For many years this glacier was steadily advancing on the meadow in front of it, ploughing up the soil and overturning the chalets in its way. It now shares in the general retreat exhibited during the last fifteen years among the glaciers of the Alps. As usual, a river, the Visp, rushes from a vault at the extremity of the Görner glacier.

#### § 53. ANCIENT GLACIERS OF SWITZERLAND.

362. You have not lost the memory of the old moraine, which interested us so much in our first ascent from the source of the Arveiron: for it opened our minds to the fact that at one period of its history the Mer de Glace attained far greater dimensions than it now exhibits. Our experience since that time has enabled us to pursue these evidences of ice action to an extent of which we had then no notion.

363. Close to the existing glacier, for example, we have repeatedly seen the mountain-side laid bare by the retreat of the ice. This is especially conspicuous just now, because for the last fifteen or sixteen years the glaciers of the Alps have been steadily shrinking; so that it is no uncommon thing to see the marginal rocks laid bare for a height of fifty, sixty, eighty, or even one hundred feet above the present glacier. On the rocks thus exposed we see the evident marks of the sliding; and our eyes and minds have been so educated in the observation of these appearances that we are now able to detect, with certainty, icemarks, or moraines, ancient or modern, wherever they appear.

364. But the elevations at which we have found such evidence might well shake belief in the conclusions to which they point. Beside the Massa Gorge, at 1000 feet above the present Aletsch, we found a great old moraine. Descending the meadows between the Bel Alp and Platten, we found another, now clothed with grass, and bearing a village on its back. But I wish to carry you to a region which exhibits these evidences on a still grander and more impressive scale. We have already taken a brief flight to the valley of Hasli and the Glacier of the Aar. Let us make that glacier our starting-point. Walking from it downward toward the Grimsel, we pass everywhere over rocks singularly rounded, and fluted, and scarred. These appearances are manifestly the work of the glacier in recent times. But we approach the Grimsel, and at the turning of the valley stand before the precipitous granite flank of the mountain. The traces of the ancient ice are here as plain as they are amazing. The rocks are so hard that not only the fluting



and polishing, but even the fine scratches which date back unnamable thousands of years are as evident as if they had been made yesterday. We may trace these evidences to a height of two thousand feet above the present valley bed. It is indubitable that an ice-river of this astounding depth once flowed through the vale of Hasli.

365. Yonder is the summit of the Siedelhorn; and if we gain it the Unteraar glacier will lie like a map below us. From this commanding point we plainly see marked upon the mountain-sides the height to which the ancient ice extended. The ice ground part of the mountains is clearly distinguished from the splintered crests which in those distant days rose above the surface of the glacier, and which must have then appeared as island peaks and crests in the midst of an ocean of ice.

366. We now scamper down the Siedelhorn, get once more into the valley of Hasli, along which we follow for more than twenty miles the traces of the ice. Fluted precipices, polished slabs, and beautifully-rounded granite domes. Right and left upon the mountain flanks, at great elevations, the evidences appear. We follow the footsteps of the glacier to the Lake of Brienz; and if we prolonged our inquiries, we should learn that all the lake beds of this region, at the time now referred to, bore the burden of immense masses of ice.

367. Instead of the vale of Hasli, we might take the valley of the Rhone. The traces of a mighty glacier, which formerly filled it, may be followed all the way to Martigny, which is 60 miles distant from the present ice. At Martigny the Rhone glacier was reinforced by another from Mont Blanc, and the welded masses moved onward, planing the mountains right and left, to the lake of Geneva, the basin of which they entirely filled. Other evidences prove that the glacier did not end here, but pushed across the low country until it encountered the limestone barrier of the Jura Mountains.

#### § 54. ERRATIC BLOCKS.

368. What are these other evidences? We have seen mighty rocks poised on the moraines of the Mer de Glace, and we now know that, unless they are split and shattered by the frost, these rocks will, at some distant day, be landed bodily by the Glacier des Bois in the valley of Chamouni. You have already learned that these boulders often reveal the mineralogical nature of the mountains among which the glacier has passed; that specimens are thus brought down of a character totally different from the rocks among which they are finally landed; this is strikingly the case with the *erratic blocks* stranded along the Jura.

369. For the Jura itself, as already stated, is limestone; there is no trace of native granite to be found among these hills. Still along the breast of the mountain above the town of Neufchâtel, and at about 800 feet above the lake of Neufchâtel, we find

stranded a belt of granite boulders from Mont Blanc. And when we clear the soil away from the adjacent mountain-side, we find upon the limestone rocks the scarrings of the ancient glacier which brought the boulders here.

370. The most famous of these rocks, called the Pierre à Bôt, measures 50 feet in length, 40 in height, and 20 in width. Multiplying these three numbers together, we obtain 40,000 cubic feet as the volume of the boulder.

371. But this is small compared to some of the rocks which constitute the freight of even recent glaciers. Let us visit another of them. We have already been to Stalden, where the valley divides into two branches, the right branch running to St. Nicholas and Zermatt, and the left one to Saas and the Monte Moro. Three hours above Saas we come upon the end of the Allelein glacier, not filling the main valley, but thrown athwart it so as to stop its drainage like a dam. Above this ice-dam we have the Mattmark Lake, and at the head of the lake a small inn well known to travellers over the Monte Moro.

372. Close to this inn is the greatest boulder that we have ever seen. It measures 240,000 cubic feet. Looking across the valley we notice a glacier with its present end half a mile from the boulder. The stone, I believe, is serpentine, and were you and I to explore the Schwartzberg glacier to its upper fastnesses, we should find among them the birthplace of this gigantic stone. Four-and-forty years ago, when the glacier reached the place now occupied by the boulder, it landed there its mighty freight, and then retreated. There is a second ice-borne rock at hand, which would be considered vast were it not dwarfed by the aspect of its huger neighbor.

373. Evidence of this kind might be multiplied to any extent. In fact, at this moment, distinguished men, like Professor Favre of Geneva, are determining from the distribution of the erratic blocks the extent of the ancient glaciers of Switzerland. It was, however, an engineer named Venetz that first brought these evidences to light, and announced to an incredulous world the vast extension of the ancient ice. M. Agassiz afterward developed and wonderfully expanded the discovery. Perhaps the most interesting observation regarding ancient glaciers is that of Dr. Hooker, who, during a recent visit to Palestine, found the celebrated Cedars of Lebanon growing upon ancient moraines.

#### § 55. ANCIENT GLACIERS OF ENGLAND, IRELAND, SCOTLAND, AND WALES.

374. At the time the ice attained this extraordinary development in the Alps, many other portions of Europe, where no glaciers now exist, were covered with them. In the Highlands of Scotland, among the mountains of England, Ireland, and Wales, the ancient glaciers have written their story as plainly as in the Alps themselves. I should like to wander with you through Borrowdale in Cum-



berland, or through the valleys near Bethgellert in Wales. Under all the beauty of the present scenery we should discover the memorials of a time when the whole region was locked in the embrace of ice. Professor Ramsay is especially distinguished by his writings on the ancient glaciers of Wales.

375. We have made the acquaintance of the Reeks of Magillicuddy as the great condensers of Atlantic vapor. At the time now referred to, this moisture did not fall as soft and fructifying rain, but as snow, which formed the nutriment of great glaciers. A chain of lakes now constitutes the chief attraction of Killarney, the Lower, the Middle, and the Upper Lake. Let us suppose ourselves rowing toward the head of the Upper Lake with the Purple Mountain to our left. Remembering our travels in the Alps, you would infallibly call my attention to the planing of the rocks, and declare the action to be unmistakably that of glaciers. With our attention thus sharpened, we land at the head of the lake, and walk up the Black Valley to the base of Magillicuddy's Reeks. Your conclusion would be, that this valley tells a tale as wonderful as that of Hasli.

376. We reach our boat and row homeward along the Upper Lake. Its islands now possess a new interest for us. Some of them are bare, others are covered wholly or in part with luxuriant vegetation; but both the naked and clothed islands are glaciated. The weathering of ages has not altered their forms; there are the Cannon Rock, the Giant's Collin, the Man-of-War, all sculptured as if the chisel had passed over them in our own lifetime. These lakes, now fringed with tender woodland beauty, were all occupied by the ancient ice. It has disappeared, and seeds from other regions have been wafted thither to sow the trees, the shrubs, the ferns, and the grasses which now beautify Killarney. Man himself, they say, has made his appearance in the world since that time of ice; but of the real period and manner of man's introduction little is professed to be known since, to make them square with science, new meanings have been found for the beautiful myths and stories of the Bible.

377. It is the nature and tendency of the human mind to look backward and forward; to endeavor to restore the past and predict the future. Thus endowed, from data patiently and painfully won, we recover in idea a state of things which existed thousands, it may be millions, of years before the history of the human race began.

#### § 56. THE GLACIAL EPOCH.

378. This period of ice-extension has been named the *Glacial Epoch*. In accounting for it great minds have fallen into grave errors, as we shall presently see.

379. The substance on which we have thus far been working exists in three different states: as a solid in ice; as a liquid in water; as a gas in vapor. To cause it to pass from one of these states to the next following one, *heat* is necessary.

380. Dig a hole in the ice of the Mer de Glace in summer, and place a thermometer in the hole; it will stand at 32° Fahr. Dip your thermometer into one of the glacier streams; it will still mark 32°. *The water is therefore as cold as ice.*

381. Hence the whole of the heat poured by the sun upon the glacier, and which has been absorbed by the glacier, is expended in simply liquefying the ice, and not in rendering either ice or water a single degree warmer.

382. Expose water to a fire; it becomes hotter for a time. It boils, and from that moment it ceases to get hotter. After it has begun to boil, all the heat communicated by the fire is carried away by the steam, *though the steam itself is not the least fraction of a degree hotter than the water.*

383. In fact, simply to liquefy ice a large quantity of heat is necessary, and to vaporize water a still larger quantity is necessary. And inasmuch as this heat does not render the water warmer than the ice, nor the steam warmer than the water, it was at one time supposed to be *hidden* in the water and in the steam. And it was therefore called *latent heat*.

384. Let us ask how much heat must the sun expend in order to convert a pound weight of the tropical ocean into vapor? This problem has been accurately solved by experiment. It would require in round numbers 1000 times the amount of heat necessary to raise one pound of water one degree in temperature.

385. But the quantity of heat which would raise the temperature of a pound of water one degree would raise the temperature of a pound of iron *ten* degrees. This has been also proved by experiment. Hence to convert one pound of the tropical ocean into vapor the sun must expend 10,000 times as much heat as would raise one pound of iron one degree in temperature.

386. This quantity of heat would raise the temperature of 5 lbs. of iron 2000 degrees, which is the fusing point of cast iron; at this temperature the metal would not only be *white hot*, but would be passing into the molten condition.

387. Consider the conclusions at which we have now arrived. For every pound of tropical vapor, or for every pound of Alpine ice produced by the congelation of that vapor, an amount of heat has been expended by the sun sufficient to raise 5 lbs. of cast-iron to its melting-point.

388. It would not be difficult to calculate approximately the weight of the Mer de Glace and its tributaries—to say, for example, that they contained so many millions of millions of tons of ice and snow. Let the place of the ice be taken by a mass of white-hot iron of quintuple the weight; with such a picture before your mind you get some notion of the enormous amount of heat paid out by the sun to produce the present glacier.

389. You must think over this, until it is as clear as sunshine. For you must never henceforth fall into the error already referred



to, and which has entangled so many. So natural was the association of ice and cold, that even celebrated men assumed that all that is needed to produce a great extension of our glaciers is a diminution of the sun's temperature. Had they gone through the foregoing reflections and calculations, they would probably have demanded *more* heat instead of less for the production of a "glacial epoch." What they really needed were *condensers* sufficiently powerful to congeal the vapor generated by the heat of the sun.

#### § 57. GLACIER THEORIES.

390. You have not forgotten, and hardly ever can forget, our climbs to the Cleft Station. Thoughts were then suggested which we have not yet discussed. We saw the branch glaciers coming down from their névés, welding themselves together, pushing through Trélaporte, and afterward moving through the sinuous valley of the Mer de Glace. These appearances alone, without taking into account subsequent observations, were sufficient to suggest the idea that glacier ice, however hard and brittle it may appear, is really a viscous substance, resembling treacle, or honey, or tar, or lava.

#### § 58. DILATATION AND SLIDING THEORIES.

391. Still this was not the notion expressed by the majority of writers upon glaciers. Scheuchzer of Zurich, a great naturalist, visited the glaciers in 1705, and propounded a theory of their motion. Water, he knew, expands in freezing, and the force of expansion is so great that thick bomb-shells filled with water, and permitted to freeze, are, as we know (312), shattered to pieces by the ice within. Scheuchzer supposed that the water in the fissures of the glaciers, freezing there and expanding with resistless force, was the power which urged the glacier downward. He added to this theory other notions of a less scientific kind.

392. Many years subsequently, De Charpentier of Bex renewed and developed this theory with such ability and completeness that it was long known as Charpentier's Theory of Dilatation. M. Agassiz for a time espoused this theory, and it was also more or less distinctly held by other writers. The glacier, in fact, was considered to be a magazine of cold, capable of freezing all water percolating through it. The theory was abandoned when this notion of glacier cold was proved by M. Agassiz to be untenable.

393. In 1760, Altmann and Grüner propounded the view that glaciers moved by sliding over their beds. Nearly forty years subsequently, this notion was revived by De Saussure, and it has therefore been called "De Saussure's Theory," or the "Sliding Theory," of glacier motion.

394. There was, however, but little reason to connect the name of De Saussure with this or any other theory of glaciers. Incessantly occupied in observations of another kind, this celebrated man devoted very little time or thought to the question of glacier motion.

What he has written upon the subject reads less like the elaboration of a theory than the expression of an opinion.

#### § 59. PLASTIC THEORY.

395. By none of these writers is the property of viscosity or plasticity ascribed to glacier ice; the appearances of many glaciers are, however, so suggestive of this idea that we may be sure it would have found more frequent expression, were it not in such apparent contradiction with our every-day experience of ice.

396. Still the idea found its advocates. In a little book, published in 1773, and entitled "Picturesque Journey to the Glaciers of Savoy," Bordier of Geneva wrote thus: "It is now time to look at all these objects with the eyes of reason; to study, in the first place, the position and the progression of glaciers, and to seek the solution of their principal phenomena. At the first aspect of the ice-mountains an observation presents itself, which appears sufficient to explain all. It is that the entire mass of ice is connected together, and presses from above downward after the manner of fluids. Let us then regard the ice, not as a mass entirely rigid and immobile, but as a heap of coagulated matter, or as softened wax, flexible and ductile to a certain point." Here probably for the first time the quality of plasticity is ascribed to the ice of glaciers.

397. To us, familiar with the aspect of the glaciers, it must seem strange that this idea once expressed did not at once receive recognition and development. But in those early days explorers were few, and the "Picturesque Journey" probably but little known, so that the notion of plasticity lay dormant for more than half a century. But Bordier was at length succeeded by a man of far greater scientific grasp and insight than himself. This was Rendu, a Catholic priest and canon when he wrote, and afterward Bishop of Annecy. In 1841 Rendu laid before the Royal Academy of Sciences of Savoy his "Theory of the Glaciers of Savoy," a contribution forever memorable in relation to this subject.

398. Rendu seized the idea of glacier plasticity with great power and clearness, and followed it resolutely to its consequences. It is not known that he had ever seen the work of Bordier; probably not, as he never mentions it. Let me quote for you some of Rendu's expressions, which, however, fail to give an adequate idea of his insight and precision of thought: "Between the Mer de Glace and a river there is a resemblance so complete that it is impossible to find in the glacier a circumstance which does not exist in the river. In currents of water the motion is not uniform either throughout their width or throughout their depth. The friction of the bottom and of the sides, with the action of local hindrances, causes the motion to vary, and only toward the middle of the surface do we obtain the full motion."

399. This reads like a prediction of what



has since been established by measurement. Looking at the glacier of Mont Dolent, which resembles a sheaf in form, wide at both ends and narrow in the middle, and reflecting that the upper wide part had become narrow, and the narrow middle part again wide, Rendu observes, "There is a multitude of facts which seem to necessitate the belief that glacier ice enjoys a kind of ductility which enables it to mould itself to its locality, to thin out, to swell, and to contract as if it were a soft paste."

400. To fully test his conclusions, Rendu required the accurate measurement of glacier motion. Had he added to his other endowments the practical skill of a land-surveyor, he would now be regarded as the prince of glacialists. As it was he was obliged to be content with imperfect measurements. In one of his excursions he examined the guides regarding the successive positions of a vast rock which he found upon the ice close to the side of the glacier. The mean of five years gave him a motion for this block of 40 feet a year.

401. Another block, the transport of which he subsequently measured more accurately, gave him a velocity of 400 feet a year. Note his explanation of this discrepancy: "The enormous difference of these two observations arises from the fact that one block stood near the centre of the glacier, which moves most rapidly, while the other stood near the side, where the ice is held back by friction." So clear and definite were Rendu's ideas of the plastic motion of glaciers, that had the question of curvature occurred to him, I entertain no doubt that he would have enunciated beforehand the shifting of the point of maximum motion from side to side across the axis of the glacier (§ 25).

402. It is right that you should know that scientific men do not always agree in their estimates of the comparative value of facts and ideas; and it is especially right that you should know that your present tutor attaches a very high value to ideas when they spring from the profound and persistent pondering of superior minds, and are not, as is too often the case, thrown out without the warrant of either deep thought or natural capacity. It is because I believe Rendu's labors fulfil this condition that I ascribe to them so high a value. But when you become older and better informed, you may differ from me; and I write these words lest you should too readily accept my opinion of Rendu. Judge me, if you care to do so, when your knowledge is matured. I certainly shall not tear your verdict.

403. But, much as I prize the prompting idea, and thoroughly as I believe that often in the force of genius mainly lies, it would, in my opinion, be an error of omission of the gravest kind, and which, if habitual, would insure the ultimate decay of natural knowledge, to neglect verifying our ideas, and giving them outward reality and substance when the means of doing so are at hand. In science, thought, as far as possible, ought to be

wedded to fact. This was attempted by Rendu, and in great part accomplished by Agassiz and Forbes.

#### § 60. VISCOUS THEORY.

404. Here indeed the merits of the distinguished glacialist last named rise conspicuously to view. From the able and earnest advocacy of Professor Forbes, the public knowledge of this doctrine of glacial plasticity is almost wholly derived. He gave the doctrine a more distinctive form; he first applied the term *viscous* to glacier ice, and sought to found upon precise measurements a "Viscous Theory" of glacier motion.

405. I am here obliged to state facts in their historic sequence. Professor Forbes when he began his investigations was acquainted with the labors of Rendu. In his earliest work upon the Alps he refers to those labors in terms of flattering recognition. But though as a matter of fact Rendu's ideas were there to prompt him, it would be too much to say that he needed their inspiration. Had Rendu not preceded him, he might none the less have grasped the idea of viscosity, executing his measurements and applying his knowledge to maintain it. Be that as it may, the appearance of Professor Forbes on the Unterar glacier in 1841, and on the Mer de Glace in 1842, and his labors then and subsequently, have given him a name not to be forgotten in the scientific history of glaciers.

406. The theory advocated by Professor Forbes was enunciated by himself in these words: "A glacier is an imperfect fluid, or viscous body, which is urged down slopes of certain inclination by the natural pressure of its parts." In 1773 Bordier wrote thus: "As the glaciers always advance upon the plain, and never disappear, it is absolutely essential that new ice shall perpetually take the place of that which is melted: it must therefore be pressed forward from above. One can hardly refuse then to accept the astonishing truth, that this vast extent of hard and solid ice moves as a single piece downward." In the passage already quoted he speaks of the ice being pressed as a fluid from above. These constitute, I believe, Bordier's contributions to this subject. The quotations show his sagacity at an early date; but, in point of completeness, his views are not to be compared with those of Rendu and Forbes.

407. I must not omit to state here that though the idea of viscosity has not been espoused by M. Agassiz, his measurements, and maps of measurements, on the Unterar glacier have been recently cited as the most clear and conclusive illustrations of a quality which, at all events, closely resembles viscosity.

408. But why, with proofs before him more copious and characteristic than those of any other observer, does M. Agassiz hesitate to accept the idea of viscosity as applied to ice? Doubtless because he believes the notion to be contradicted by our every-day ex-



perience of the substance.

409. Take a mass of ice ten or even fifteen cubic feet in volume; draw a saw across it to a depth of half an inch or an inch; and strike a pointed pricker, not thicker than a very small round file, into the groove; the substance will split from top to bottom with a clean crystalline fracture. How is this brittleness to be reconciled with the notion of viscosity?

410. We have, moreover, been upon the glacier and have witnessed the birth of crevasses. We have seen them beginning as narrow cracks suddenly formed, days being required to open them a single inch. In many glaciers fissures may be traced narrow and profound for hundreds of yards through the ice. What does this prove? Did the ice possess even a very small modicum of that power of stretching, which is characteristic of a viscous substance, such crevasses could not be formed.

411. Still it is undoubted that the glacier moves like a viscous body. The centre flows past the sides, the top flows over the bottom, and the motion through a curved valley corresponds to fluid motion. Mr. Mathews, Mr. Froude, and above all Signor Bianconi, have, moreover, recently made experiments on ice which strikingly illustrate the flexibility of the substance. These experiments merit, and will doubtless receive, full attention at a future time.

### § 61. REGELATION THEORY.

412. I will now describe to you an attempt that has been made of late years to reconcile the brittleness of ice with its motion in glaciers. It is founded on the observation, made by Mr. Faraday in 1850, that when two pieces of thawing ice are placed together they freeze together at the place of contact.

413. This fact may not surprise you; still it surprised Mr. Faraday and others, and men of very great distinction in science have differed in their interpretation of the fact. The difficulty is to explain where, or how, in ice already thawing the cold is to be found requisite to freeze the film of water between the two touching surfaces.

414. The word *Regelation* was proposed by Dr. Hooker to express the freezing together of two pieces of thawing ice observed by Faraday; and the memoir in which the term was first used was published by Mr. Huxley and Mr. Tyndall in the *Philosophical Transactions* for 1857.

415. The *fact* of regelation, and its application irrespective of the *cause* of regelation, may be thus illustrated: Saw two slabs from a block of ice, and bring their flat surfaces into contact; they immediately freeze together. Two plates of ice, laid one upon the other, with flannel round them over night, are sometimes so firmly frozen in the morning that they will rather break elsewhere than along their surface of junction. If you enter one of the dripping ice-caves of Switzerland, you have only to press for a

moment a slab of ice against the roof of the cave to cause it to freeze there and stick to the roof.

416. Place a number of fragments of ice in a basin of water, and cause them to touch each other; they freeze together where they touch. You can form a chain of such fragments; and then, by taking hold of one end of the chain, you can draw the whole series after it. Chains of icebergs are sometimes formed in this way in the Arctic seas.

417. Consider what follows from these observations. Snow consists of small particles of ice. Now if by pressure we squeeze out the air entangled in thawing snow, and bring the little ice-granules into close contact, they may be expected to freeze together; and if the expulsion of the air be complete, the squeezed snow may be expected to assume the appearance of compact ice.

418. We arrive at this conclusion by reasoning; let us now test it by experiment, employing a suitable hydraulic press, and a mould to hold the snow. In exact accordance with our expectation, we convert by pressure the snow into ice.

419. Place a compact mass of ice in a proper mould, and subject it to pressure. It breaks in pieces; squeeze the pieces forcibly together; they reunite by regelation, and a compact piece of ice, totally different in shape from the first one, is taken from the press. To produce this effect the ice must be in a thawing condition. When its temperature is much below the melting-point it is crushed by pressure, not into a pellucid mass of another shape, but into a white powder.

420. By means of suitable moulds you may in this way change the shape of ice to any extent, turning out spheres, and cups, and rings, and twisted ropes of the substance; the change of form in these cases being effected through rude fracture and regelation.

421. By applying the pressure carefully, rude fracture may be avoided, and the ice compelled slowly to change its form as if it were a plastic body.

422. Now our first experiment illustrates the consolidation of the snows of the higher Alpine regions. The deeper layers of the neve have to bear the weight of all above them, and are thereby converted into more or less perfect ice. And our last experiment illustrates the changes of form observed upon the glacier, where, by the slow and constant application of pressure, the ice gradually moulds itself to the valley which it fills.

423. In glaciers, however, we have also ample illustrations of rude fracture and regelation. The opening and closing of crevasses illustrate this. The glacier is broken on the cascades and mended at their bases. When two branch glaciers lay their sides together, the regelation is so firm that they begin immediately to flow in the trunk glacier as a single stream. The medial moraine gives no indication by its slowness of motion that it is derived from the sluggish ice of the sides of



the branch glaciers.

424. The gist of the Regelation Theory is that the ice of glaciers changes its form and preserves its continuity under *pressure* which keeps its particles together. But when subjected to *tension*, sooner than stretch it *breaks*, and behaves no longer as a viscous body.

#### § 62. CAUSE OF REGELATION.

425. Here the fact of regelation is applied to explain the plasticity of glacier ice, no attempt being made to assign the cause of regelation itself. They are two entirely distinct questions. But a little time will be well spent in looking more closely into the cause of regelation. You may feel some surprise that eminent men should devote their attention to so small a point, but we must not forget that in nature nothing is small. Laws and principles interest the scientific student most, and these may be as well illustrated by small things as by large ones.

426. The question of regelation immediately connects itself with that of "latent heat," already referred to (383), but which we must now subject to further examination. To melt ice, as already stated, a large amount of heat is necessary, and in the case of the glaciers this heat is furnished by the sun. Neither the ice so melted nor the water which results from its liquefaction can fall below 32° Fahrenheit. The freezing-point of water and the melting-point of ice touch each other, as it were, at this temperature. A hair's-breadth lower water freezes; a hair's-breadth higher ice melts.

427. But if the ice could be caused to melt without this supply of solar heat, a temperature lower than that of ordinary thawing ice would result. When snow and salt, or pounded ice and salt, are mixed together, the salt causes the ice to melt, and in this way a cold of 20 or 30 degrees below the freezing-point may be produced. Here, in fact, the ice consumes *its own warmth* in the work of liquefaction. Such a mixture of ice and salt is called "a freezing mixture."

428. And if by any other means ice at the temperature of 32° Fahrenheit could be liquefied without access of heat from without, the water produced would be colder than the ice. Now Professor James Thomson has proved that ice may be liquefied by mere *pressure*, and his brother, Sir William Thomson, has also shown that water under pressure requires a lower temperature to freeze it than when the pressure is removed. Professor Mousson subsequently liquefied large masses of ice by a hydraulic press; and by a beautiful experiment Professor Helmholtz has proved that water in a vessel from which the air has been removed, and which is therefore relieved from the pressure of the atmosphere, freezes and forms ice-crystals when surrounded by melting ice. All these facts are summed up in the brief statement *that the freezing-point of water is lowered by pressure.*

429. For our own instruction we may produce the liquefaction of ice by pressure in

the following way: You remember the beautiful flowers obtained when a sunbeam is sent through lake ice (§ 11), and you have not forgotten that the flowers always form parallel to the surface of freezing. Let us cut a prism, or small column of ice with the planes of freezing running across it at right angles; we place that prism between two slabs of wood, and bring carefully to bear upon it the squeezing force of a small hydraulic press.

430. It is well to converge by means of a concave mirror a good light upon the ice, and to view it through a magnifying lens. You already see the result. Hazy surfaces are formed in the very body of the ice, which gradually expand as the pressure is slowly augmented. Here and there you notice something resembling crystallization; fern-shaped figures run with considerable rapidity through the ice, and when you look carefully at their points and edges you find them in visible motion. These hazy surfaces are spaces of liquefaction, and the motion you see is that of the ice falling to water under the pressure. That water is colder than the ice was before the pressure was applied, and if the pressure be relieved, not only does the liquefaction cease, but the water re-freezes. The cold produced by its liquefaction under pressure is sufficient to re-congeal it when the pressure is removed.

431. If instead of diffusing the pressure over surfaces of considerable extent, we concentrate it on a small surface, the liquefaction will of course be more rapid, and this is what Mr. Bottomley has recently done in an experiment of singular beauty and interest. Let us support on blocks of wood the two ends of a bar of ice 10 inches long, 4 inches deep, and 3 wide, and let us loop over its middle a copper wire one twentieth, or even one tenth, of an inch in thickness. Connecting the two ends of the wire together, and suspending from it a weight of 13 or 14 pounds, the whole pressure of this weight is concentrated on the ice which supports the wire. What is the consequence? The ice underneath the wire liquefies; the water of liquefaction escapes round the wire, but the moment it is relieved from the pressure it freezes, and round about the wire, even before it has entered the ice, you have a frozen casing. The wire continues to sink in the ice; the water incessantly escapes, freezing as it does so behind the wire. In half an hour the weight falls; the wire has gone clean through the ice. You can plainly see where it has passed, but the two severed pieces of ice are so firmly frozen together that they will break elsewhere as soon as along the surface of regelation.

432. Another beautiful experiment bearing upon this point has recently been made by M. Boussingault. He filled a hollow steel cylinder with water and chilled it. In passing to ice, water, as you know, expands (§ 45); in fact, room for expansion is a necessary condition of solidification. But in the present case the strong steel resisted the ex-



ansion, the water in consequence remaining liquid at a temperature of more than 30° Fahr. below the ordinary freezing-point. A bullet within the cylinder rattled about at this temperature showing that the water was still liquid. On opening the tap the liquid, relieved of the pressure, was instantly converted into ice.

433. It is only substances which *expand* on solidifying that behave in this manner. The metal bismuth, as we know, is an example similar to water; while lead, wax, or sulphur, all of which contract on solidifying, have their point of fusion *heightened* by pressure.

434. And now you are prepared to understand Professor James Thomson's theory of regelation. When two pieces of ice are pressed together, liquefaction, he contends, results. The water spreads out around the points of pressure, and when released refreezes, thus forming a kind of cement between the pieces of ice.

### § 63. FARADAY'S VIEW OF REGELATION.

435. Faraday's view of regelation is not so easily expressed, still I will try to give you some notion of it, dealing in the first place with admitted facts. Water, even in open vessels, may be lowered many degrees below its freezing temperature, and still remain liquid; it may also be raised to a temperature far higher than its boiling-point, and still resist boiling. This is due to the mutual cohesion of the water particles, which resists the change of the liquid either into the solid or the vaporous condition.

436. But if into the over-chilled water you throw a particle of ice, the cohesion is ruptured, and congelation immediately sets in. And if into the superheated water you introduce a bubble of air or of steam, cohesion is likewise ruptured, and ebullition immediately commences.

437. Faraday concluded that *in the interior* of any body, whether solid or liquid, where every particle is grasped, so to speak, by the surrounding particles, and grasps them in turn, the bond of cohesion is so strong as to require a higher temperature to change the state of aggregation than is necessary *at the surface*. At the surface of a piece of ice, for example, the molecules are free on one side from the control of other molecules; and they therefore yield to heat more readily than in the interior. The bubble of air or steam in overheated water also frees the molecules on one side; hence the ebullition consequent upon its introduction. Practically speaking, then, the point of liquefaction of the interior ice is higher than that of the superficial ice. Faraday also refers to the special solidifying power which bodies exert upon their own molecules. Camphor in a glass bottle fills the bottle with an atmosphere of camphor. In such an atmosphere large crystals of the substance may grow by the incessant deposition of camphor molecules upon camphor, at a temperature too high to permit of the slightest deposit *upon the adjacent glass*. A similar remark applies to sulphur, phospho-

rus, and the metals in a state of fusion. They are deposited upon solid portions of their own substance at temperatures not low enough to cause them to solidify against other substances.

438. Water furnishes an eminent example of this special solidifying power. It may be cooled ten degrees and more below its freezing-point without freezing. But this is not possible if the smallest fragment of ice be floating in the water. It then freezes accurately at 32° Fahr., depositing itself, however, not upon the sides of the containing vessel, but *upon the ice*. Faraday observed in a freezing apparatus thin crystals of ice growing in ice-cold water to a length of six, eight, or ten inches, at a temperature incompetent to produce their deposition upon the sides of the containing vessel.

439. And now we are prepared for Faraday's view of regelation. When the surfaces of two pieces of ice, covered with a film of the water of liquefaction, are brought together, the covering film is transferred from the surface to the centre of the ice, where the point of liquefaction, as before shown, is higher than at the surface. The special solidifying power of ice upon water is now brought into play *on both sides of the film*. Under these circumstances, Faraday held that the film would congeal, and freeze the two surfaces together.

440. The lowering of the freezing-point by pressure amounts to no more than one seventieth of a degree Fahrenheit for a whole atmosphere. Considering the infinitesimal fraction of this pressure which is brought into play in some cases of regelation, Faraday thought its effect insensible. He suspended pieces of ice, and brought them into contact without sensible pressure, still they froze together. Professor James Thomson, however, considered that even the capillary attraction exerted between two such masses would be sufficient to produce regelation. You may make the following experiments, in further illustration of this subject:

441. Place a small piece of ice on water, and press it underneath the surface by a second piece. The submerged piece may be so small as to render the pressure infinitesimal; still it will freeze to the under surface of the superior piece.

442. Place two pieces of ice in a basin of warm water, and allow them to come together; they freeze together when they touch. The parts surrounding the place of contact melt away, but the pieces continue for a time united by a narrow bridge of ice. The bridge finally melts, and the pieces for a moment are separated. But capillary attraction immediately draws them together, and regelation sets in once more. A new bridge is formed, which in its turn is dissolved, the separated pieces again closing up. A kind of pulsation is thus established between the two pieces of ice. They touch, they freeze, a bridge is formed and melted; and thus the rhythmic action continues until the ice disappears.



443. According to Professor James Thomson's theory, pressure is necessary to liquefy the ice. The heat necessary for liquefaction must be drawn from the ice itself, and the cold water must escape from the pressure to be re-frozen. Now in the foregoing experiments the cold water, instead of being allowed to freeze, *issues into the warm water*, still the floating fragments regelate in a moment. The touching surfaces may, moreover, be convex; they may be reduced practically to *points*, clasped all round by the warm water, which indeed rapidly dissolves them as they approach each other; still they freeze immediately when they touch.

444. You may learn from this discussion that in scientific matters, as in all others, there is room for differences of opinion. The frame of mind to be cultivated here is a suspension of judgment as long as the meaning remains in doubt. It may be that Faraday's action and Thomson's action come both into play. I cannot do better than finish these remarks by quoting Faraday's own concluding words, which show how in his mind scientific conviction dwelt apart from dogmatism: "No doubt," he says, "nice experiments will enable us hereafter to criticise such results as these, and separating the true from the untrue will establish the correct theory of regelation."

#### § 64. THE BLUE VEINS OF GLACIERS.

445. We now approach the end, one important question only remaining to be discussed. Hitherto we have kept it back, for a wide acquaintance with the glaciers was necessary to its solution. We had also to make ourselves familiar by actual experiment with the power of ice, softened by thaw, to yield to pressure, and to liquefy under such pressure.

446. Snow is white. But if you examine its individual particles you would call them *transparent*, not white. The whiteness arises from the mixture of the ice particles with small spaces of air. In the case of all transparent bodies, whiteness results from such a mixture. The clearest glass or crystal when crushed becomes a white powder. The foam of champagne is white through the intimate admixture of a transparent liquid with transparent carbonic acid gas. The whitest paper, moreover, is composed of fibres which are individually transparent.

447. It is not, however, the air or the gas, but the *optical severance* of the particles, giving rise to a multitude of reflections of the white solar light at their surfaces, that produces the whiteness.

448. The whiteness of the surface of a clean glacier (112), and of the icebergs of the Mærgelin See (357), has been already referred to a similar cause. The surface is broken into innumerable fissures by the solar heat, the reflection of solar light from the sides of the little fissures producing the observed appearance.

449. In like manner if you freeze water in a test-tube by plunging it into a freezing

mixture, the ice produced is white. For the most part also the ice formed in freezing machines is white. Examine such ice, and you will find it filled with small air-bubbles. When the freezing is extremely slow the crystallizing force pushes the air effectually aside, and the resulting ice is transparent; when the freezing is rapid, the air is entangled before it can escape, and the ice is *translucent*. But even in the case of quick freezing Mr. Faraday obtained transparent ice by skilfully removing the air-bubbles, as fast as they appeared, with a feather.

450. In the case of lake ice the freezing is not uniform, but intermittent. It is sometimes slow, sometimes rapid. When slow the air dissolved in the water is effectually squeezed out and forms a layer of bubbles on the under surface of the ice. An act of sudden freezing entangles this air, and hence we find lake ice usually composed of layers alternately clear, and filled with bubbles. Such layers render it easy to detect the planes of freezing in lake ice.

451. And now for the bearing of these facts. Under the fall of the Geant, at the base of the Talèfre cascade, and lower down the Mer de Glace; in the higher regions of the Grindelwald, the Aar, the Aletsch and the Gönner glaciers, the ice does not possess the transparency which it exhibits near the ends of the glaciers. It is white, or whitish. Why? Examination shows it to be filled with small air-bubbles; and these, as we now learn, are the cause of its whiteness.

452. They are the residue of the air originally entangled in the snow, and connected, as before stated, with the whiteness of the snow. During the descent of the glacier, the bubbles are gradually expelled by the enormous pressures brought to bear upon the ice. Not only is the expulsion caused by the mechanical yielding of the soft thawing ice, but the liquefaction of the substance at places of violent pressure, opening, as it does, fissures for the escape of the air, must play an important part in the consolidation of the glacier.

453. The expulsion of the bubbles is, however, not uniform; for neither ice nor any other substance offers an absolutely uniform resistance to pressure. At the base of every cascade that we have visited, and on the walls of the crevasses there formed, we have noticed innumerable blue streaks drawn through the white translucent ice, and giving the whole mass the appearance of lamination. These blue veins turned out upon examination to be spaces from which the air-bubbles had been almost wholly expelled, translucency being thus converted into transparency.

454. This is the *veined* or *ribboned structure* of glaciers, regarding the origin of which diverse opinions are now entertained.

455. It is now our duty to take up the problem, and to solve it if we can. On the névés of the Col du Géant, and other glaciers, we have found great cracks, and faults, and *Bergschrunds*, exposing deep sec-



tions of the neve; and on these sections we have found marked the edges of half-consolidated strata evidently produced by successive falls of snow. The névé is stratified because its supply of material from the atmosphere is intermittent, and when we first observed the blue veins we were disposed to regard them as due to this stratification.

456. But observation and reflection soon dispelled this notion. Indeed, it could hardly stand in the presence of the single fact that at the bases of the ice falls the veins are always *vertical*, or nearly so. We saw no way of explaining how the horizontal strata of the névé could be so tilted up at the base of the fall as to be set on edge. Nor is the aspect of the veins that of stratification.

457. On the central portions of the cascades, moreover, there are no signs of the veins. At the bases they first appear, reaching in each case their maximum development a little below the base. As you and I stood upon the heights above the Zäsenberg and scrutinized the cascade of the Strahleck

meeting that here, and not on the leve, the veined structure was manufactured.

458. This, however, is, at bottom, the language of strong *opinion* merely, not that of *demonstration*; and in science opinion ought to content us only so long as positive proof is unattainable. The love of repose must not prevent us from seeking this proof. There is no sterner conscience than the scientific conscience, and it demands, in every possible case, the substitution for private conviction of demonstration which shall be conclusive to all.

459. Let us, for example, be shown a case in which the stratification of the névé is prolonged into the glacier; let us see the planes of bedding and the planes of lamination existing side by side, and still indubitably distinct. Such an observation would effectually exclude stratification from the problem of the veined structure, and through the removal of this tempting source of error we should be rendered more free to pursue the truth.

460. We sought for this conclusive test upon the Mer de Glace, but did not find it. We sought it on the Grindelwald, and the Aar glaciers, with an equal want of success. On the Aletsch glacier, for the first time, we observed the apparent coexistence of bedding and structure, the one *cutting* the other upon the walls of the same crevasse. Still the case was not sufficiently pronounced to produce entire conviction, and we visited the Gôrner glacier with the view of following up our quest.

461. Here day after day added to the conviction that the bedding and the structure were two different things. Still day after day passed without revealing to us the final proof. Surely we have not let our own ease stand in the way of its attainment, and if we retire baffled we shall do so with the consciousness of having done our best. Yonder, however, at the base of the Matterhorn, is the Furgge glacier that we have not yet explored. Upon it our final attempt must be made.

462. We get upon the glacier near its end, and ascend it. We are soon fronted by a barrier composed of three successive walls of névé, the one rising above the other, and each retreating behind the other. The bottom of each wall is separated from the top of the succeeding one by a ledge, on which threatening masses of broken névé now rest. We stand amid blocks and rubbish which have been evidently discharged from these ledges, on which other masses, ready apparently to tumble, are now poised.

463. On the vertical walls of this barrier we see, marked with the utmost plainness, the horizontal lines of stratification, while something exceedingly like the veined structure appears to cross the lines of bedding at nearly a right angle. The vertical surface is, however, weathered, and the lines of structure, if they be such, are indistinct. The problem now is to remove the surface, and expose the ice underneath. It is one of the

FIG. 10.—SECTION OF ICEFALL, AND GLACIER BELOW IT, SHOWING ORIGIN OF VEINED STRUCTURE.



branch of the Grindelwald glacier, we could not doubt that the base of the fall was the birthplace of the veins. We called this portion of the glacier a "Structure Mill," inti-



FIG. 17.—STRUCTURE AND BEDDING ON ALETSCHEE GLACIER.

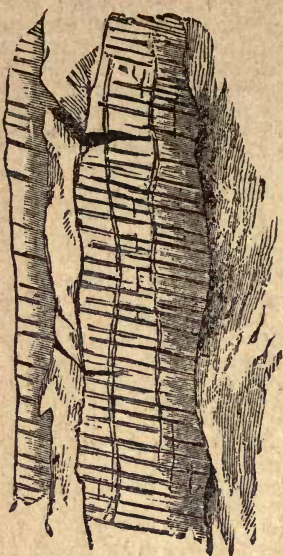
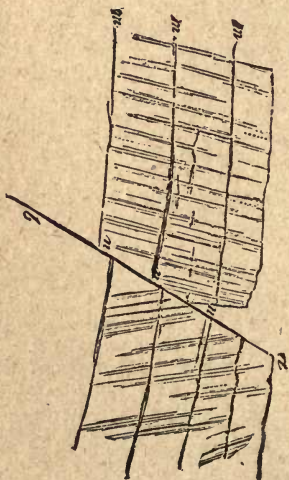


FIG. 18.—STRUCTURE AND BEDDING ON FURGEE GLACIER.



many cases that have come before us, where the value of an observation is to be balanced against the danger which it involves.

464. We do nothing rashly; but scanning the ledges and selecting a point of attack, we conclude that the danger is not too great to be incurred. We advance to the wall, remove the surface, and are rewarded by the discovery underneath it of the true blue veins. They, moreover, are vertical, while the bedding is horizontal. Bruce, as you know, was defeated in many a battle, but he persisted and won at last. Here, upon the Furgée glacier, you also have fought and won your little Bannockburn.

465. But let us not use the language of victory too soon. The stratification theory has been removed out of the field of explanation, but nothing has as yet been offered in its place.

#### § 65. RELATION OF STRUCTURE TO PRESSURE.

466. This veined structure was first described by the distinguished Swiss naturalist, Guyot, now a resident in the United States. From the Grimsel Pass I have already pointed out to you the Gries glacier overspreading the mountains at the opposite side of the valley of the Rhone. It was on this glacier that M. Guyot made his observation.

467. "I saw," he said, "under my feet the surface of the entire glacier covered with regular furrows, from one to two inches wide, hollowed out in a half-snowy mass, and separated by protruding plates of harder and more transparent ice. It was evident that the glacier here was composed of two kinds of ice, one that of the furrows, snowy and more easily melted; the other of the plates, more perfect, crystalline, glassy, and resistant; and that the unequal resistance which the two kinds of ice presented to the atmosphere was the cause of the ridges.

468. "After having followed them for several hundred yards, I reached a crevasse twenty or thirty feet wide, which, as it cut the plates and furrows at right angles, exposed the interior of the glacier to a depth of thirty or forty feet, and gave a beautiful transverse section of the structure. As far as my eyes could reach, I saw the mass of the glacier composed of layers of snowy ice, each two of which were separated by one of the hard plates of which I have spoken, the whole forming a regularly laminated mass, which resembled certain calcareous slates."

469. I have not failed to point out to you upon all the glaciers that we have visited the little superficial furrows here described; and you have, moreover, noticed that in the furrows mainly is lodged the finer dirt which is scattered over the glacier. They suggest the passage of a rake over the ice. And whenever these furrows were interrupted by a crevasse, the veined structure invariably revealed itself upon the walls of the fissure. The surface grooving is indeed an infallible indication of the interior lamination of the ice.



470. We have tracked the structure through the various parts of the glaciers at which its appearance was most distinct; and we have paid particular attention to the condition of the ice at these places. The very fact of its cutting the crevasses at right angles is significant. We know the mechanical origin of the crevasses; that they are cracks formed at right angles to lines of tension. But since the crevasses are also perpendicular to the planes of structure, these planes must be parallel to the lines of tension.

471. On the glaciers, however, tension rarely occurs alone. At the sides of the glacier, for example, where marginal crevasses are formed, the tension is always accompanied by pressure; the one force acting at right angles to the other. Here, therefore, the veined structure, which is parallel to the lines of tension, is perpendicular to the lines of pressure.

472. That this is so will be evident to you in a moment. Let the adjacent figure represent

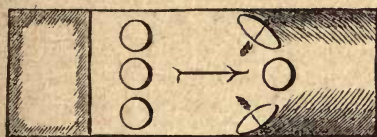


FIG. 19.

the channel of the glacier moving in the direction of the arrow. Suppose three circles to be marked upon the ice, one at the centre and the two others at the sides. In a glacier of uniform inclination all these circles would move downward, the central one only remaining a circle. By the retardation of the sides the marginal circles would be drawn out to ovals. The two circles would be elongated in one direction, and compressed in another. Across the long diameter, which is the direction of strain, we have the marginal crevasses; across the short diameter *m n*, which is the direction of pressure, we have the marginal veined structure.

473. This association of pressure and structure is invariable. At the bases of the cascades, where the inclination of the bed of the glacier suddenly changes, the pressure in many cases suffices not only to close the crevasses but to violently squeeze the ice. At such places the structure always appears, sweeping quite across the glacier. When two branch glaciers unite, their mutual thrust intensifies the pre-existing marginal structure of the branches, and develops new planes of lamination. Under the medial moraines, therefore, we have usually a good development of the structure. It is finely displayed, for example, under the great medial moraine of the glacier of the Aar.

474. Upon this glacier, indeed, the blue veins were observed independently three years after M. Guyot had first described them. I say independently, because M. Guyot's description, though written in 1838, remained unprinted, and was unknown in

1841 to the observers on the Aar. These were M. Agassiz and Professor Forbes. To the question of structure Professor Forbes subsequently devoted much attention, and it was mainly his observations and reasonings that gave it the important position now assigned to it in the phenomena of glaciers.

475. Thus without quitting the glaciers themselves, we establish the connection between pressure and structure. Is there anything in our previous scientific experience with which these facts may be connected? The new knowledge of nature must always strike its roots into the old, and spring from it as an organic growth.

§ 66. SLATE CLEAVAGE AND GLACIER LAMINATION.

476. M. Guyot threw out an exceedingly sagacious hint, when he compared the veined structure to the cleavage of slate rocks. We must learn something of this cleavage, for it really furnishes the key to the problem which now occupies us. Let us go then to the quarries of Bangor or Cumberland, and observe the quarrymen in their sheds splitting the rocks. With a sharp point struck skilfully into the edge of the slate, they cause it to divide into thin plates, fit for roofing or ciphering, as the case may be. The surfaces along which the rock cleaves are called its *planes of cleavage*.

477. All through the quarry you notice the direction of these planes to be perfectly constant. How is this laminated structure to be accounted for?

478. You might be disposed to consider that cleavage is a case of stratification or bedding; for it is true that in various parts of England there are rocks which can be cloven into thin flags along the planes of bedding. But when we examine these slate rocks we verify the observation, first I believe made by the eminent and venerable Professor Sedgwick, that the planes of bedding usually run across the planes of cleavage.

479. We have here, as you observe, a case exactly similar to that of glacier lamination, which we were at first disposed to regard as due to stratification. We afterward, however, found planes of lamination crossing the layers of the névé, exactly as the planes of cleavage cross the beds of slate rocks.

480. But the analogy extends further. Slate cleavage continued to be a puzzle to geologists till the late Mr. Daniel Sharpe made the discovery that shells and other fossils and bodies found in slate rocks are invariably flattened out in the planes of cleavage.

481. Turn into any well-arranged museum—for example, into the School of Mines in Jermyn Street, and observe the evidence there collected. Look particularly to the fossil trilobites taken from the slate rock. They are in some cases squeezed to one third of their primitive thickness. Numerous other specimens show in the most striking manner the flattening out of shells.

482. To the evidence adduced by Mr.



Sharpe, Mr. Sorby added other powerful evidence, founded upon the microscopic examination of slate rock. Taking both into account, the conclusion is irresistible that such rocks have suffered enormous pressure at right angles to the planes of cleavage, exactly as the glacier has demonstrably suffered great pressure at right angles to its planes of lamination.

483. The association of pressure and cleavage is thus demonstrated; but the question arises, Do they stand to each other in the relation of cause and effect? The only way of replying to this question is to combine artificially the conditions of nature, and see whether we cannot produce her results.

484. The substance of slate rocks was once a plastic mud, in which fossils were imbedded. Let us imitate the action of pressure upon such mud by employing, instead of it, softened white wax. Placing a ball of the wax between two glass plates, wetted to prevent it from sticking, we apply pressure and flatten out the wax.

485. The flattened mass is at first too soft to cleave sharply; but you can see, by tearing, that it is laminated. Let us chill it with ice. We find afterward that no slate rock ever exhibited so fine a cleavage. The laminæ, it need hardly be said, are perpendicular to the pressure.

486. One cause of this lamination is that the wax is an aggregate of granules the surfaces of which are places of weak cohesion; and that by the pressure these granules are squeezed flat, thus producing planes of weakness at right angles to the pressure.

487. But the main cause of the cleavage I take to be the lateral sliding of the particles of wax over each other. Old attachments are thereby severed, which the new ones fail to make good. Thus the tangential sliding produces lamination, as the rails near a station are caused to exfoliate by the gliding of the wheel.

488. Instead of wax we may take the slate itself, grind it to fine powder, add water, and thus reproduce the pristine mud. By the proper compression of such mud, in one direction, the cleavage is restored.

489. Call now to mind the evidences we have had of the power of thawing ice to yield to pressure. Recollect the shortening of the Glacier du Géant, and the squeezing of the Glacier de Léchaud, at Trélaporte. Such a substance, slowly acted upon by pressure,

will yield laterally. Its particles will slide over each other, the severed attachments being immediately made good by regelation. It will not yield uniformly, but along special planes. It will also liquefy, not uniformly, but along special surfaces. Both the sliding and the liquefaction will take place principally at right angles to the pressure, and glacier lamination is the result.

490. As long as it is sound the laminated glacier ice resists cleavage. Regelation, as I have said, makes the severed attachments good. But when such ice is exposed to the weather the structure is revealed, and the ice can then be cloven into tablets a square foot, or even a square yard in area.

#### § 67. CONCLUSION.

491. Here, my friend, our labors close. It has been a true pleasure to me to have you at my side so long. In the sweat of our brows we have often reached the heights where our work lay, but you have been steadfast and industrious throughout, using in all possible cases your own muscles instead of relying upon mine. Here and there I have stretched an arm and helped you to a ledge, but the work of climbing has been almost exclusively your own. It is thus that I should like to teach you all things; showing you the way to profitable exertion, but leaving the exertion to you—more anxious to bring out your manliness in the presence of difficulty than to make your way smooth by toning difficulties down.

492. Steadfast, prudent, without terror, though not at all times without awe, I have found you on rock and ice, and you have shown the still rarer quality of steadfastness in intellectual effort. As here set forth, our task seems plain enough, but you and I know how often we have had to wrangle resolutely with the facts to bring out their meaning. The work, however, is now done, and you are master of a fragment of that sure and certain knowledge which is founded on the faithful study of nature. Is it not worth the price paid for it? Or rather, was not the paying of the price—the healthful, if some times hard, exercise of mind and body, upon alp and glacier—a portion of our delight?

493. Here then we part. And should we not meet again, the memory of these days will still unite us. Give me your hand. Good-by.




LESSONS IN ELECTRICITY.

BY

JOHN TYNDALL.







# LESSONS ON ELECTRICITY.

## CONTENTS :

Preface, - - - - -	287
Introduction. - - - - -	288
Historic Notes, - - - - -	288
The Art of Experiment, - - - - -	289
Materials for Experiment, - - - - -	289
Electric Attractions, - - - - -	290
Discovery of Conduction and Insulation, - - - - -	292
The Electroscope—Further Inquiries on Conduction and Insulation, - - - - -	293
Electrics and Non-Electrics, - - - - -	295
Electric Repulsions.—Discovery of Two Electricities, - - - - -	296
Fundamental Law of Electric Action, - - - - -	297
Electricity of the Rubber.—Double or “ Polar ” Character of Electric Force, - - - - -	299
What is Electricity? - - - - -	301
Electric Induction, Definition of the Term, - - - - -	302
Experimental Researches on Electric Induction, - - - - -	303
The Electrophorus, - - - - -	307
Action of Points and Flames, - - - - -	308
The Electrical Machine, - - - - -	309
Further Experiments on the Action of Points.—The Electric Mill:—The Golden Fish.—Lightening Conductors, - - - - -	311
History of the Leyden Jar.—The Leyden Battery, - - - - -	314
Explanation of the Leyden Jar, - - - - -	315
Franklin's Cascade Battery, - - - - -	317
Novel Leyden Jars of the Simplest Form, - - - - -	318
Seat of Charge in the Leyden Jar, - - - - -	319
Ignition by Electric Spark.—Cottrel's Rubber.—The Tube Machine, - - - - -	320
Duration of the Electric Spark, - - - - -	323
Electric Light in Vacum, - - - - -	324
Lichtenberg's Figures, - - - - -	326
Surface Compared with Mass.—Distribution of Electricity in Hollow Conductors, - - - - -	326
Physiological Effects of Electric Discharges, - - - - -	328
Atmospheric Electricity, - - - - -	328
Returning Stroke, - - - - -	330
The Leyden Battery, Its Currents, and some of their Effects, - - - - -	333
Conclusion, - - - - -	334
Appendix.—An Elementary Lecture on Magnetism, - - - - -	334







LESSONS IN ELECTRICITY;  
TO WHICH IS ADDED  
AN ELEMENTARY LECTURE ON MAGNETISM.

BY

JOHN TYNDALL, D.C.L., LL.D., F.R.S.,

PROFESSOR OF NATURAL PHILOSOPHY IN THE ROYAL INSTITUTION OF GREAT BRITAIN.

---

WITH SIXTY ILLUSTRATIONS.

---

PREFACE.

MORE than fifty years ago the Board of Managers of the Royal Institution resolved to extend its usefulness, as a centre of scientific instruction, by giving, during the Christmas and Easter holidays of each year, two courses of Lectures suited to the intelligence of boys and girls.

On December 12th, 1825, a Committee appointed by the Managers reported "that they had consulted Mr. Faraday on the subject of engaging him to take a part in the juvenile lectures proposed to be given during the Christmas and Easter recesses, and they found his occupations were such that it would be exceedingly inconvenient for him to engage in such lectures."

Faraday's holding aloof was, however, but temporary, for at Christmas 1827 we find him giving a "Course of Six Elementary Lectures on Chemistry, adapted to a Juvenile Auditory."

The Easter lectures were soon abandoned, but from the date mentioned to the present time the Christmas lectures have been a marked feature of the Royal Institution.\*

Last Christmas it fell to my lot to give one of these courses. I had heard doubts expressed as to the value of science-teaching in schools, and I had heard objections urged on the score of the expensiveness of apparatus. Both doubts and

---

\* These brief historic references have already appeared in the preface to the "Forum of Water."



objections would, I considered, be most practically met by showing what could be done, in the way of discipline and instruction, by experimental lessons involving the use of apparatus so simple and inexpensive as to be within everybody's reach.

With some amplification, the substance of our Christmas Lessons is given in the present little volume.

## LESSONS IN ELECTRICITY.

### § 1. *Introduction.*

MANY centuries before Christ, it had been observed that yellow amber (*elektron*), when rubbed, possessed the power of attracting light bodies.

Thales, the founder of the Ionic philosophy (B.C. 580), imagined the amber to be endowed with a kind of life.

This is the germ out of which has grown the science of *electricity*, a name derived from the substance in which this power of attraction was first observed.

It will be my aim, during six hours of these Christmas holidays, to make you, to some extent, acquainted with the history, facts, and principles of this science, and to teach you how to work at it.

The science has two great divisions: the one called "Frictional Electricity," the other "Voltaic Electricity." For the present, our studies will be confined to the first, or older portion of the science, which is called "Frictional Electricity," because in it the electrical power is obtained from the rubbing of bodies together.

### § 2. *Historic Notes.*

The attraction of light bodies by rubbed amber was the sum of the world's knowledge of electricity for more than 2000 years. In 1600 Dr. Gilbert, physician to Queen Elizabeth, whose attention had been previously directed with great success to magnetism, vastly expanded the domain of electricity. He showed that not only amber, but various spars, gems, fossils, stones, glasses, and resins, exhibited, when rubbed, the same power as amber.

Robert Boyle (1675) proved that a suspended piece of rubbed amber, which

attracted other bodies to itself, was in turn attracted by a body brought near it. He also observed the *light* of electricity, a diamond, with which he experimented, being found to emit light when rubbed in the dark.

Boyle imagined that the electrified body threw out an invisible, glutinous substance, which laid hold of light bodies, and, returning to the source from which it emanated, carried them along with it.

Otto von Guericke, Burgomaster of Magdeburg, contemporary of Boyle, and inventor of the air-pump, intensified the electric power previously obtained. He devised what may be called the first electrical machine, which was a ball of sulphur, about the size of a child's head. Turned by a handle, and rubbed by the dry hand, the sulphur sphere emitted light in the dark.

Von Guericke also noticed, and this is important, that a feather, having been first attracted to his sulphur globe, was afterward repelled, and kept at a distance from it, until, having touched another body, it was again attracted. He heard the hissing of the "electric fire," and also observed that an un electrified body, when brought near his excited sphere, became electrical and capable of being attracted.

The members of the Academy del Cimento examined various substances electrically. They proved smoke to be attracted, but not flame, which, they found, deprived an electrified body of its power.

They also proved liquids to be sensible to the electric attraction, showing that when rubbed amber was held over the surface of a liquid, a little eminence was formed, from which the liquid was finally discharged against the amber.

Sir Isaac Newton, by rubbing a flat glass, caused light bodies to jump between it and a table. He also noticed the influence of the rubber in electric excitation. His gown, for example, was found to be much more effective than a napkin.

Newton imagined that the excited body emitted an elastic fluid which penetrated glass.

In the efforts of Thales, Boyle, and Newton to form a mental picture of electricity we have an illustration of the ten-



gency of the human mind, not to rest satisfied with the facts of observation, but to pass beyond the facts to their invisible causes.

Dr. Wall (1708) experimented with large, elongated pieces of amber. He found wool to be the best rubber of amber. "A prodigious number of little cracklings" was produced by the friction, every one of them being accompanied by a flash of light. "This light and crackling," says Dr. Wall, "seem in some degree to represent thunder and lightning." This is the first published allusion to thunder and lightning in connection with electricity.

Stephen Gray (1729) also observed the electric brush, snappings, and sparks. He made the prophetic remark that "though these effects are at present only minute, it is probable that in time there may be found out a way to collect a greater quantity of the electric fire, and, consequently, to increase the force of that power which by several of those experiments, if we are permitted to compare great things with small, seems to be of the same nature with that of thunder and lightning." This, you will observe, is far more definite than the remark of Dr. Wall.

### § 3. *The Art of Experiment.*

We have thus broken ground with a few historic notes, intended to show the gradual growth of electrical science. Our next step must be to get some knowledge of the facts referred to, and to learn how they may be produced and extended. The art of producing and extending such facts, and of inquiring into them by proper instruments, is the *art of experiment*. It is an art of extreme importance, for by its means we can, as it were, converse with Nature, asking her questions and receiving from her replies.

It was the neglect of experiment, and of the reasoning based upon it, which kept the knowledge of the ancient world confined to the single fact of attraction by amber for more than 2000 years.

Skill in the art of experimenting does not come of itself; it is only to be acquired by labor. When you first take a billiard cue in your hand, your strokes are awkward and ill-directed. When

you learn to dance, your first movements are neither graceful nor pleasant. By *practice* alone, you learn to dance and to play. This also is the only way of learning the art of experiment. You must not, therefore, be daunted by your clumsiness at first; you must overcome it, and acquire skill in the art *by repetition*.

In this way you will come into direct contact with natural truth—you will think and reason not on what has been said to you in books, but on what has been said to you by Nature. Thought springing from this source has a vitality not derivable from mere book-knowledge.

### § 4. *Materials for Experiment.*

At this stage of our labors we are to provide ourselves with the following materials:

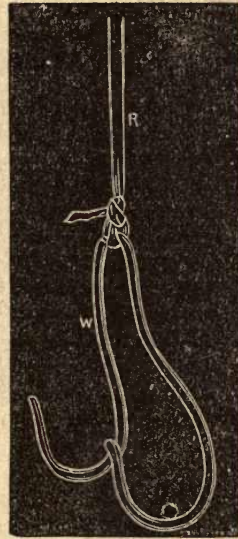


FIG. 1.

- a. Some sticks of sealing-wax;
- b. Two pieces of gutta-percha tubing, about 18 inches long and  $\frac{3}{4}$  of an inch outside diameter;
- c. Two or three glass tubes, about 18 inches long and  $\frac{3}{4}$  of an inch wide, closed at one end, and not too thin, lest they should break in your hand and cut it;
- d. Two or three pieces of clean flannel, capable of being folded into pads of two or three layers, about eight or ten inches square;



e. A couple of pads, composed of three or four layers of silk, about eight or ten inches square ;

f. A board about 18 inches square, and a piece of india-rubber ;

g. Some very narrow silk ribbon, r, and a wire loop, w, like that shown in fig. 1, in which sticks of sealing-wax, tubes of gutta-percha, rods of glass, or a walking-stick, may be suspended. I choose a narrow ribbon because it is convenient to have a suspending cord that will neither twist nor untwist of itself.

(I usually employ a loop with the two ends, which are here shown free, soldered together. The loop would thus be unbroken. But you may not be skilled in the art of soldering, and I therefore choose the free loop, which is very easily constructed. For the purpose of suspension an arrangement resembling a towel-horse, with a single horizontal rail, will be found convenient).

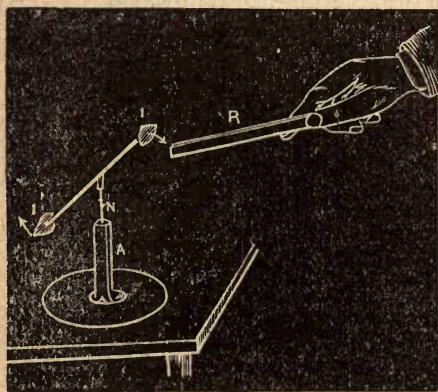


FIG. 2.

h. A straw, *rr'*, fig. 2, delicately supported on the point of a sewing needle *n*. This is inserted in a stick of sealing-wax *a*, attached below to a little circular plate of tin, the whole forming a stand. In fig. 3 the straw is shown on a larger scale, and separate from its needle. The short bit of straw in the middle, which serves as a cap, is stuck on by sealing-wax.

i. The name "amalgam" is given to a mixture of mercury with other metals. Experience has shown that the efficacy of a silk rubber is vastly increased when it is smeared over with an amalgam formed of 1 part by weight of tin, 2 of zinc, and 6 of mercury. A little lard is to be first

smeared on the silk, and the amalgam is to be applied to the lard. The amalgam, if hard, must be pounded or bruised with a pestle or a hammer until it is soft. You can purchase sixpenny-worth of it at a philosophical instrument maker's. It is to be added to your materials.

k. I should like to make these pages suitable for boys without much pocket-money, and, therefore, aim at economy in my list of materials. But provide by all means, if you can, a fox's brush, such




FIG. 3.

as those usually employed in dusting furniture.

### § 5. Electric Attractions.


Place your sealing-wax, gutta-percha tubing, and flannel and silk rubbers before a fire, to insure their dryness. Be specially careful to make your glass tubes and silk rubbers not only warm, but hot. Pass the dried flannel briskly once or twice over a stick of sealing-wax or over a gutta-percha tube. A very small amount of friction will excite the power of attracting the suspended straw as shown in fig. 2. Repeat the experiment several times and cause the straw to follow the attracting body round and round. Do the same with a glass tube rubbed with silk.

I lay particular stress on the heating of the glass tube, because glass has the



power, which it exercises, of condensing upon its surface into a liquid film, the aqueous vapor of the surrounding air. This film must be removed.

I would also insist on practice, in order to render you expert. You will therefore



attract bran, scraps of paper, gold leaf, soap bubbles, and other light bodies by rubbed glass, sealing-wax, and gutta-percha. Faraday was fond of making empty egg shells, hoops of paper, and other light objects roll after his excited tubes.

It is only when the electric power is very weak, that you require your delicately suspended straw. With the sticks of wax, tubes, and rubbers here mentioned, even heavy bodies, when properly suspended, may be attracted. Place, for instance, a common walking stick in the wire loop attached to the narrow ribbon, fig. 1, and let it swing horizontally. The glass, rubbed with its silk, or the sealing-wax, or gutta-percha, rubbed with its flannel, will pull the stick quite round.

Abandon the wire loop; place an egg in an egg-cup, and balance a long lath upon the egg, as shown in fig. 4. The lath, though it may be almost a plank,

will obediently follow the rubbed glass, gutta-percha, or sealing-wax.

Nothing can be simpler than this lath and egg arrangement, and hardly anything could be more impressive. The more you work with it, the better you will like it.

Pass an ebonite comb through the hair. In dry weather it produces a crackling noise; but its action upon the lath may be made plain in any weather. It is rendered electrical by friction against the hair, and with it you can pull the lath quite round.

If you moisten the hair with oil, the comb will still be excited and exert attraction; but if you moisten it with water, the excitement ceases; a comb passed through wetted hair has no power over the lath. You will understand the meaning of this subsequently.

After its passage through dry or oiled hair, balance the comb itself upon the egg: it is attracted by the lath. You thus prove the attraction to be *mutual*: the comb attracts the lath, and the lath attracts the comb. Suspend your rubbed glass, rubbed gutta-percha, and rubbed sealing-wax in your wire loop. They are all just as much attracted by the lath as the lath was attracted by them. This is an extension of Boyle's experiment with the suspended amber (§ 2).

How it is that any unelectricified body attracts, and is attracted by the excited glass, sealing-wax, and gutta-percha, we shall learn by and by.

A very striking illustration of electric attraction may be obtained with the board and india-rubber mentioned in our list of materials (§ 4). Place the board before the fire and make it *hot*; heat also a sheet of foolscap paper and place it on the board. There is no attraction between them. Pass the india-rubber briskly over the paper. It now clings firmly to the board. Tear it away, and hold it at arm's length, for it will move to your body if it can. Bring it near a door or wall, it will cling tenaciously to either. The electrified paper also powerfully attracts the balanced lath from a great distance.

The friction of the hand, of a cambric handkerchief, or of wash-leather fails to electrify the paper in any high degree. It requires friction by a



special substance to make the excitement strong. This we learn by experience. It is also experience that has taught us that resinous bodies are best excited by flannel, and vitreous bodies by silk.

Take nothing for granted in this inquiry, and neglect no effort to render your knowledge complete and sure. Try various rubbers, and satisfy yourself that differences like that first observed by Newton exist between them.

Vary also the body rubbed. Excite by friction paraffine and composite candles, resin, sulphur, beeswax, ebonite, and shellac. Also rock-crystal and other vitreous substances, and attract with all of them the balanced lath. A film of collodion, a sheet of vulcanized india-rubber, or brown paper heated before the fire, rubbed briskly with the dry hand, attracts and is attracted by the lath.

Lay bare also the true influence of heat in the case of our rubbed paper. Spread a cold sheet of foolscap on a cold board—on a table, for example. If the air be not very dry, rubbing, even with the india-rubber, will not make them cling together. But is it because they were *hot* that they attracted each other in the first instance? No, for you may heat your board by plunging it into boiling water, and your paper by holding it in a cloud of steam. Thus heated they cannot be made to cling together. The heat really acts by expelling the moisture. Cold weather, if it be only dry, is highly favorable to electric excitation. During frost the whisking of the hand over silk or flannel, or over a cat's back, renders it electrical.

The experiment of the Florentine academicians, whereby they proved the electric attraction of a liquid, is pretty, and worthy of repetition. Fill a very small watch-glass with oil, until the liquid forms a round curved surface, rising a little over the rim of the glass. A strongly excited glass tube, held over the oil, raises not one eminence only, but several, each of which finally discharges a shower of drops against the attracting glass. The effect is shown in fig. 5, where *g* is the watch-glass on the stand *t*, and *r* the excited glass tube.\*

Cause the excited glass tube to pass




FIG. 5.

close by your face, without touching it. You feel, like Hauksbee, as if a cobweb were drawn over the face. You also sometimes smell a peculiar odor, due to a substance developed by the electricity, and called ozone.

Long ere this, while rubbing your tubes, you will have heard the "hissing" and "crackling" so often referred to by the earlier electricians; and if you have rubbed your glass tube briskly in the dark, you will have seen what they called the "electric fire." Using, instead of a tube, a tall glass jar, rendered hot, a good warm rubber, and vigorous friction, the streams of electric fire are very surprising in the dark.

#### § 6. *Discovery of Conduction and Insulation.*

Here I must again refer to that most meritorious philosopher, Stephen Gray. In 1729 he experimented with a glass tube stopped by a cork. When the tube was rubbed, the cork attracted light bodies. Gray states that he was "much surprised" at this, and he "concluded that there was certainly an attractive virtue communicated to the cork." This was the starting point of our knowledge of electric Conduction.

A fir stick 4 inches long, stuck into the cork, was also found by Gray to attract light bodies. He made his sticks

\* As a practical measure the watch-glass ought to rest upon a small stand, and not upon a surface of large area. The experiment is particularly well suited for projection on a screen.



longer, but still found a power of attraction at their ends. He then passed on to pack-thread and wire. Hanging a thread *s*, fig. 6, from the top window of a house, so that the lower end nearly touched the ground, and twisting the upper end of the thread round his glass tube *r*, on briskly rubbing the tube, light bodies were attracted by the lower end *b* of the thread.

But Gray's most remarkable experiment was this: He suspended a long hempen line horizontally by loops of pack-thread, but failed to transmit through it the electric power. He then suspended it by loops of silk and succeeded in




FIG. 6.

sending the "attractive virtue" through 765 feet of thread. He at first thought the silk was effectual because it was thin; but on replacing a broken silk loop by a still thinner wire, he obtained no action. Finally, he came to the conclusion that his loops were effectual, not because they were thin but because they were *silk*. This was the starting-point of our knowledge of Insulation.

It is interesting to notice the devotion of some men of science to their work. Dr. Wells, who wrote a beautiful essay, wherein he explained the origin of dew,

finished it when he was on the brink of the grave. Stephen Gray was so near dying when his last experiments were made, that he was unable to write out an account of them. On his death-bed, and, indeed, the very day before his death, his description of them was taken from his lips by Dr. Mortimer, Secretary of the Royal Society, and afterward printed in the "Philosophical Transactions."

One word of definition will be useful here. Some substances, as proved by Stephen Gray, possess in a very high degree the power of permitting electricity to pass through them; other substances stop the passage of the electricity. Bodies of the first class are called *conductors*; bodies of the second class are called *insulators*.

You cannot do better than repeat here the experiments of Gray. Push a cork into the open end of your glass tube; rub the tube, carrying the friction up to the end holding the cork. The cork will attract the balanced lath, shown in fig. 4, with which you have already worked so much.

But the excited glass is here so near the end of the cork that you may not feel certain that the observed attraction is that of the cork. You can, however, prove that the cork attracts by its action upon light bodies which cling to it. Stick a pen-holder into the cork and rub the glass tube as before. The free end of the holder will attract the lath. Stick a deal rod three or four feet long into the cork; its free end will attract the lath when the glass tube is excited. In this way you prove to demonstration that the electric power is conveyed along the rod.

### § 7. *The Electroscope.—Further Inquiries on Conduction and Insulation.*

A little addition to our apparatus will now be desirable. You can buy a book of "Dutch metal" for fourpence; and a globular flask like that shown in fig. 7, for sixpence, or at the most a shilling. Find a cork, *c*, which fits the flask; pass a wire, *w*, through the cork and bend it near one end at a right angle. Attach by means of wax to the bent arm, which ought to be about three quarters of an inch long, two strips, *i*, of the Dutch






FIG. 7.

metal, about three inches long and from half an inch to three quarters of an inch wide. The strips will hang down face to face, in contact with each other. Stick by sealing-wax upon the other end of the wire a little plate of tin or sheet-zinc, *t*, about two inches in diameter. In all cases you must be careful so to use your wax as not to interrupt the metallic connection of the various parts of your apparatus, which we will name an *electroscope*. Gold-leaf, instead of Dutch metal, is usually employed for electroscopes. I recommend the "metal" because it is cheaper, and will stand rougher usage.

See that your globular flask is dry and free from dust. Bring your rubbed sealing-wax, *r*, or your rubbed glass, *n*, near the little plate of tin, the leaves of Dutch metal open out; withdraw the excited body, the leaves fall together. We shall inquire into the cause of this action immediately. Practise the approach and withdrawal for a little time. Now draw your rubbed sealing-wax or glass along the edge of the tin plate, *t*. The leaves diverge, and after the sealing-wax or glass is withdrawn they remain divergent. In the first experiment you communicated no electricity to the electroscope; in the second experiment you did. At present I will only ask you to take the opening out of the leaves as a proof that electricity has been communicated to them.

And now we are ready for Gray's experiments in a form different from his. Connect the end of a long wire with the tin plate of the electroscope; coil the other end round your glass tube. Rub the tube briskly, carrying the friction close to the coiled wire. A single stroke of your rubber, if skilfully given, will cause the leaves to diverge. The electricity has obviously passed through the wire to the electroscope.

Substitute for the wire a string of common twine, rub briskly and you will cause the leaves to diverge; but there is a notable difference as regards the promptness of the divergence. You soon satisfy yourself that the electricity passes with greater facility through the wire than through the string. Substitute for the twine a string of silk. No matter how vigorously you rub, you can now produce no divergence. The electricity cannot get through the silk at all.

This is the place to demonstrate in a manner never to be forgotten the influence of moisture. Wet your dry silk string throughout, and squeeze it a little so that the water from it may not trickle over your glass tube. Coil it round the tube as before, and excite the tube. The leaves of the electroscope immediately diverge. The *water* is here the conductor. The influence of moisture was first demonstrated by Du Fay (1733 to 1737), who succeeded in sending electricity through 1256 feet of moist pack-thread.

It is hardly necessary to point out the meaning of Gray's experiment where he found that, with loops of wire or of pack-thread, he could not send the electricity from end to end of his suspended string. Obviously the electricity escaped in each of these cases through the conducting support to the earth.

My assistant, Mr. Cottrell, who has been working very hard for you and me, has devised an electroscope which we shall frequently employ in our lessons. *m*, fig. 8, is a little plate of metal, or of wood covered with tin-foil, supported on a rod, *g*, of glass or of sealing-wax. *n* is another plate of Dutch metal paper, separated about an inch from *m*, and attached by sealing wax to the long straw *i i'* (broken off in the figure); *a a'* is a horizontal pivot formed by a sewing



*Insulators.*

Fatty oils.	Silk.
Chalk.	Glass.
India-rubber.	Wax.
Dry paper.	Sulphur.
Hair.	Shellac.

A little reflection will enable you to vary these experiments indefinitely. Rub your excited sealing-wax or glass against the tin plate of your electroscope, and cause the leaves to diverge. Touch the plate with any one of the conductors mentioned in the list; the electroscope is immediately discharged. Touch it with a semi-conductor; the leaves fall as before, but less promptly. Touch the plate finally with an insulator, the electricity cannot pass, and the leaves remain unchanged.

§ 8. *Electrics and Non-Electrics.*

For a long period, bodies were divided into *electrics* and *non-electrics*, the former deemed capable of being electrified, the latter not. Thus the amber of the ancients, and the spars, gems, fossils, stones, glasses, and resins, operated on by Dr. Gilbert, were called electrics, while all the metals were called non-electrics. We must now determine the true meaning of this distinction.

needle, and supported on a bent strip of metal, as shown in the figure. By weighting the straw with a little wire near *r*, you so balance it that the plate *n* shall be just lifted away from *m*. The wire *w*, which may be 100 feet long, proceeds from *m* to your glass tube, round which it is coiled. A single vigorous stroke of the tube, by the rubber, sends electricity along *w* to *m*; *n* is attracted downward, the other end of the long straw being lifted through a considerable distance. In subsequent figures you will see the complete straw-index, and its modes of application.

A few experiments with either of these instruments will enable you to classify bodies as conductors, semi-conductors, and insulators. Here is a list of a few of each, which, however, differ much among themselves.


*Conductors.*

The common metals.  
Well-burned charcoal.  
Concentrated acids.  
Solutions of salts.  
Rain water.  
Linen.  
Living vegetables and animals.

*Semi-conductors.*

Alcohol and ether. Paper.  
Dry wood. Straw.  
Marble.

FIG. 8.



Take in succession a piece of brass, of wood coated with tin-foil, a lead bullet, apples, pears, turnips, carrots, cucumbers—uncoated wood not very dry will also answer—in the hand, and strike them briskly with flannel, or the fox's brush; none of them will attract the balanced lath, fig. 4, or show any other symptom of electric excitement. All of them therefore would have been once called non-electrics.

But suspend them in succession by a string of silk held in the hand, and strike them again; every one of them will now attract the lath.

Reflect upon the meaning of this experiment. We have introduced an insulator—the silk string—between the hand and the body struck, and we find that by its introduction the non-electric has been converted into an electric.

The meaning is obvious. When held in the hand, though electricity was developed in each case by the friction, it passed immediately through the hand and body to the earth. This transfer being prevented by the silk, the electricity,



once excited, is retained, and the attraction of the lath is the consequence.

In like manner, a brass tube, held in the hand and struck with a fox's brush, shows no attractive power; but when a stick of sealing-wax, ebonite, or gutta-percha is thrust into the tube as a handle, the striking of the tube at once develops the power of attraction.

And now you see more clearly than you did at first the meaning of the experiment with the heated foolscap and india-rubber. Paper and wood always imbibe a certain amount of moisture from the air. When the rubber was passed over the cold paper electricity was excited, but the paper, being rendered a conductor by its moisture, allowed the electricity to pass away.

Prove all things. Lay your cold foolscap on a cold board supported by dry tumblers; pass your india-rubber over the paper; lift it by a loop of silk which has been previously attached to it, for if you touch it it will discharge itself. You will find it electric; and with it you can charge your electroscope, or attract from a distance your balanced lath.

The human body was ranked among the non-electrics. Make plain to yourself the reason. Stand upon the floor and permit a friend to strike you briskly with the fox's brush. Present your knuckle to the balanced lath, you will find no attraction. Here, however, you stand upon the earth, so that even if electricity had been developed, there is nothing to hinder it from passing away.

But, place upon the ground four warm glass tumblers, and upon the tumblers a board.\* Stand upon the board and present your knuckle to the lath. A single stroke of the fox's fur, if skilfully given, will produce attraction. If you stand upon a cake of resin, of ebonite, or upon a sheet of good india-rubber, the effect will be the same. You can also charge your electroscope with this electricity.

Throw a mackintosh over your shoulders and let a friend strike it with the fox's brush, the attractive force is greatly augmented.

After brisk striking, present your

\* Some caution is necessary here. A large class of cheap glass tumblers conduct so freely that they are unfit for this and similar experiments. See § 19.

knuckle to the knuckle of your friend. A spark will pass between you.

This experiment with the mackintosh further illustrates what you have already frequently observed—namely, that it is not friction alone, but the friction of special substances against each other, that produces electricity.

Thus we prove that non-electrics, like electrics, can be excited, the condition of success being, that an insulator shall be interposed between the non-electric and the earth. It is obvious that the old division into electrics and non-electrics, really meant a division into insulators and conductors.

### § 9. *Electric Repulsions.—Discovery of two Electricities.*

We have hitherto dealt almost exclusively with electric attractions, but in an experiment already referred to (§ 2), Otto von Guericke observed the *repulsion* of a feather by his sulphur globe. I also anticipated matters in the use of our Dutch metal electroscope (§ 7), where the repulsion of the leaves informed us of the arrival of the electricity.

Du Fay, who was the real discoverer here, found a gold-leaf floating in the air to be first attracted and then repelled by the same excited body. He afterward proved that when the floating leaf was repelled by rubbed glass, it was attracted by rubbed resin—and that when it was repelled by rubbed resin it was attracted by rubbed glass. Hence the important announcement, by Du Fay, that there are two kinds of electricity.

The electricity excited on glass was for a time called *vitreous* electricity, while that excited on sealing-wax was called *resinous* electricity. These terms are however improper; because, by changing the rubber, we can obtain the electricity of sealing-wax upon glass, and the electricity of glass upon sealing-wax.

Roughen, for example, the surface of your glass tube with a grindstone, and rub it with flannel, the electricity of sealing-wax will be found upon the vitreous surface. Rub your sealing-wax with vulcanized india-rubber, the electricity of glass will be found upon the resinous surface. You will be able to prove this immediately.



We now use the term *positive* or *plus* electricity to denote that developed on glass by the friction of silk; and *negative* or *minus* electricity to denote that developed on sealing-wax by the friction of flannel. These terms are adopted purely for the sake of convenience. There is no reason in nature why the resinous electricity should not be called positive, and the vitreous electricity negative. Once agreed, however, to apply the terms as here fixed, we must adhere to this agreement throughout.

### § 10. *Fundamental Law of Electric Action.*

In all the experiments which we have hitherto made, one of the substances operated on has been electrified by friction, and the other not. But once engaged in inquiries of this description, questions incessantly occur to the mind, the answering of which extends our knowledge and suggests other questions. Suppose, instead of exciting only one of the bodies presented to each other, we were to excite both of them, what would occur? This is the question which was asked and answered by Du Fay, and which we must now answer for ourselves.

Here your wire loop, fig. 1, comes again into play. Place an unrubbed gutta-percha tube, or a stick of sealing-wax, in the loop, and be sure that it is unrubbed—that no electricity adheres to it from former experiments. If it fail to attract light bodies, it is unexcited; if it attract them, pass your hand over it several times, or, better still, pass it over or through the flame of a spirit lamp. This will remove every trace of electricity. Satisfy yourself that the unrubbed gutta-percha tube is attracted by a rubbed one.

Remove the unrubbed tube from the loop, and excite it with its flannel rubber. One end of the tube is held in your hand and is therefore unexcited. Return the tube to the loop, keeping your eye upon the excited end. Bring a second rubbed tube near the excited end of the suspended one: strong repulsion is the consequence. Drive the suspended tube round and round by this force of repulsion.

Bring a rubbed glass tube near the excited end of the gutta-percha tube: strong attraction is the result.

Repeat this experiment step by step with two glass tubes. Prove that the rubbed glass tube attracts the unrubbed one. Remove the unrubbed tube from the loop, excite it by its rubber, return it to the loop, and establish the repulsion of glass by glass. Bring rubbed gutta-percha or sealing-wax near the rubbed glass: strong attraction is the consequence.

These experiments lead you directly to the fundamental law of electric action, which is this: *Bodies charged with the same electricity repel each other, while bodies charged with opposite electricities attract each other. Positive repels positive, and attracts negative. Negative repels negative and attracts positive.*

Devise experiments which shall still further illustrate this law. Repeat, for example, Otto von Guericke's experiment. Hang a feather by a silk thread and bring your rubbed glass tube near it: the feather is attracted, touches the tube, charges itself with the electricity of the tube, and is then repelled. Cause it to retreat from the tube in various directions. Du Fay's experiment with the gold-leaf will be repeated and explained further on. See § 18.

Hang your feather by a common thread; if no insulating substance intervenes between the feather and the earth, you can get no repulsion. Why? Obviously because the charge of positive electricity communicated by the rod is not retained by the feather, but passes away to the earth. Hence, you have not positive acting against positive at all. Why the neutral body is attracted by the electrified one, will, as already stated, appear by and by.

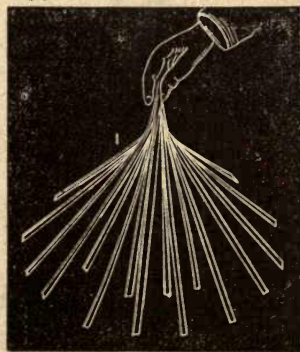


FIG. 11.



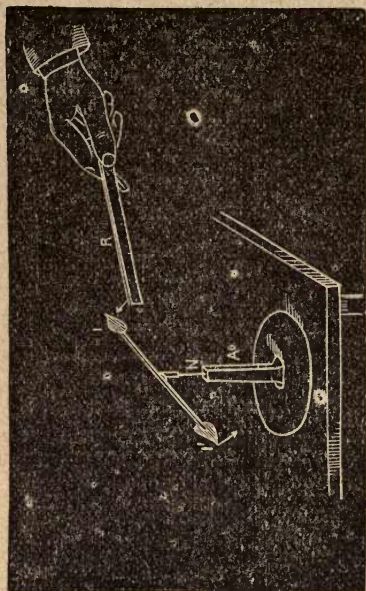


FIG. 9.

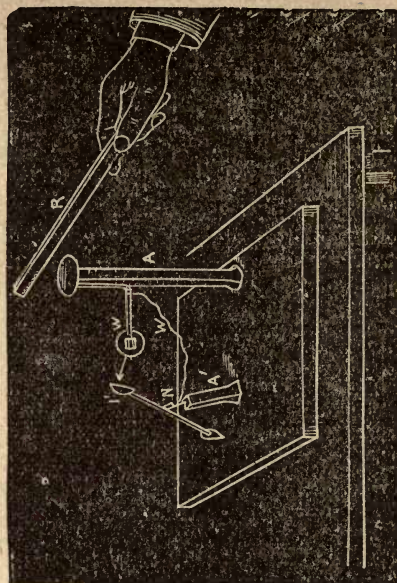


FIG. 10.

Attract your straw needle by your rubbed glass tube. Let the straw strike the tube, so that the one shall rub against the other. The straw accepts the electricity of the tube, and repulsion immediately follows attraction, as shown in fig. 9.

Mr. Cottrell has devised the simple electroscope represented in fig. 10 to show repulsion. A is a stem of sealing-wax with a small circle of tin, T, at the top. W is a bent wire proceeding from T, with a small disk attached to it by wax. I I' is a little straw index, supported by the needle N, as shown in fig. 10. The stem A', also of sealing-wax, is not quite vertical, the object being to cause the bit of paper, I', to rest close to W when the apparatus is not electrified. When electricity is imparted to T, it flows through the wires W and W, over both disk and index: immediate repulsion of the straw is the consequence.

No better experiment can be made to illustrate the self-repulsive character of electricity than the following one. Heat your square board (§ 5), and warm, as before, your sheet of foolscap. Spread the paper upon the board, and excite it by the friction of india-rubber. Cut from the sheet two long strips with your

penknife. Hold the strips together at one end. Separate them from the board, and lift them into the air: they forcibly drive each other apart, producing a wide divergence.

Cut several strips, so as to form a kind of tassel. Hold them together at one end. Separate them from the board, and lift them into the air: they are driven asunder by the self-repellent electricity, presenting an appearance which may remind you of the hair of Medusa. The effect is represented in fig. 11.\*

Another very beautiful experiment fits in here. Let fine silver sand, S, fig. 12, issue in a stream from a glass funnel, through an aperture one eighth of an inch in diameter. Connect the sand in the funnel by a fine wire W, fig. 13, with your warm glass tube. Unelectrified, the

\* In one of my earliest lectures at the Royal Institution, having rubbed a sheet of foolscap, I was about to lift it bodily from the hot board, and to place it against the wall, when the thought of cutting it into strips, and allowing them to act upon each other, occurred to me. The result, of course, was that above described. Simple and obvious as it was, it gave Faraday, who was present at the time, the most lively pleasure. The simplest experiment, if only suited to its object, delighted him.



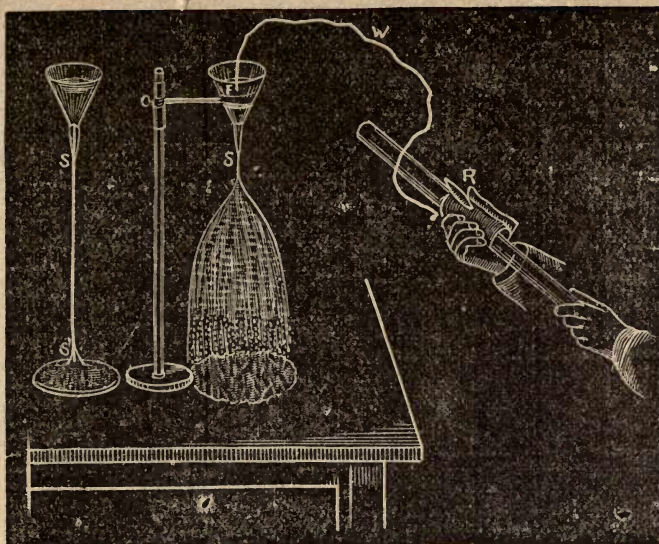


FIG. 12.

FIG. 13.

sand particles descend as a continuous stream,  $s s'$ , fig. 12, but at every stroke of the rubber they fly asunder, as in fig. 13, through self-repulsion.†

Or let three or four fine fillets of water issue from three or four pin-holes in the bottom of a vessel close to each other. Connect the water of the vessel with your glass tube, and rub as before. The liquid veins are scattered into spray by every stroke of the rubber.

These experiments are best made with "Cottrell's rubber," described in § 24.

And now you must learn to determine with certainty the quality of the electricity with which any body presented to you may be charged. You see immediately that attraction is no sure test, because unelectrified bodies are attracted. Further on (§ 14) you will be able to grapple with another possible source of error in the employment of attraction.

In determining quality, you must ascertain, by trial, the kind of electricity by which the charged body is repelled; if, for example, any electrified body repel, or is repelled by, sealing-wax rubbed with flannel, the electricity of the body

† For these, and also for experiments with the electroscope, the teacher of a large class will find the lime light shadows upon a white screen (or better still, those of the electric light) exceedingly useful. The effects are thus rendered visible to all at once.

is negative; if it repel, or is repelled by, glass, rubbed with silk, its electricity is positive. Du Fay had the sagacity to propose this mode of testing quality.

Apply this test to the strips of foolscap paper excited by the india-rubber. Bring a rubbed gutta-percha tube near the electrified strips, you have strong attraction. Bring a rubbed glass tube between the strips, you have strong repulsion and augmented divergence. Hence, the electricity, being repelled by the positive glass, is itself positive.

§ 11. *Electricity of the Rubber.—Double or "Polar" Character of the Electric Force.*

We have examined the action of each kind of electricity upon itself, and upon the other kind; but hitherto we have kept the rubber out of view. One of the questions which inevitably occur to the inquiring scientific mind would be, How is the rubber affected by the act of friction? Here, as elsewhere, you must examine the subject for yourself, and base your conclusions on the facts you establish.

Test your rubber, then, by your balanced lath. The lath is attracted by the flannel which has rubbed against gutta-percha; and it is attracted by the silk, which has rubbed against glass.



Regarding the quality of the electricity of the flannel or of the silk rubber, the attraction of the lath teaches you nothing. But, suspend your rubbed glass tube, and bring the flannel rubber near it: repulsion follows. The silk rubber, on the contrary, attracts the glass tube. Suspend your rubbed gutta-percha tube, and bring the silk rubber near it: repulsion follows. The flannel, on the contrary, attracts the tube.

The conclusion is obvious: the electricity of the flannel is positive, that of the silk is negative.

But the flannel is the rubber of the gutta-percha, whose electricity is negative; and the silk is the rubber of the glass, whose electricity is positive. Consequently, we have not only proved the rubber to be electrified by the friction, but also proved the electricity of the rubber to be opposite in quality to that of the body rubbed.

All your subsequent experience will verify the statement that the two electricities always go together; that you cannot excite one of them without at the same time exciting the other, and that the electricity of the rubber, though opposite in quality, is in all cases precisely equal in quantity to that of the body rubbed.

And now we will test these principles by a new experiment. In § 5 we learned that an ebonite comb is electrified by its passage through dry hair. You can readily prove the electricity of the comb to be negative. But the hair is here the rubber, and, in accordance with the principle just laid down, an equal quantity of positive electricity has been excited in the hair. If you stand on the ground uninsulated, the electricity of the hair passes freely through your body to the earth.

But stand upon an insulating stool\*—on your board, for example, supported by four warm tumblers—while I, standing on the ground, pass the comb briskly through your hair. I pass it ten, twenty, thirty times, and then ask you to attract

your balanced lath. You present your knuckle, but there is no attraction.

Here the comb and the hair soon reach their maximum excitement, beyond which no further development of electricity occurs. Now, though the comb, as shown in § 5, is competent to attract the lath, while your body is here incompetent to do so, this may be because the small quantity of electricity existing in a concentrated form upon the comb becomes, when diffused over the body, too feeble to produce attraction.

Can we not exalt the electricity of your body? Guided by the principles laid down, let us try to do so. First I pass the unelectricized comb through your hair; it comes away electrified. After discharging the comb by passing my hand closely over it, I pass it again through the hair. As before, it quits the hair electrified, and I again discharge it. I do this ten or twenty times, always depriving the comb of its electricity after it has quitted the hair. Now present your knuckle to the balanced lath. It is powerfully attracted.

Here, as I have said, the unelectricized comb carried in each case electricity away with it; but, in accordance with the foregoing principles, it left an equal quantity of the opposite electricity behind it. And though the amount of electricity corresponding to a single charge of the comb, when diffused over the body, proved insensible to our tests, that amount ten or twenty times multiplied became not only sensible, but strong. Indeed, by discharging the comb, and passing it in each case unelectricized through the hair, the insulated human body can be rendered highly electrical.

Near the beginning of this section I said, in rather an off-hand way, that rubbed flannel repels rubbed glass, while rubbed silk repels rubbed gutta-percha. Now, while it is generally easy to obtain the repulsion by the flannel, it is by no means always easy to obtain the repulsion by the silk. Over and over again I have been foiled in my attempts to show this repulsion. I wish you, therefore, to be aware of an infallible method of obtaining it.

Stand on your insulating stool, and rub your glass tube briskly with the amalgamated silk; hand me the tube. I pass

\* A stool with glass legs which, to protect them from the moisture of the air, are usually coated with a solution of shellac. Regarding the attraction of glass for atmospheric humidity, you will call to mind what has been said in § 5.



my hand closely over its surface, removing from that surface nearly the whole of its electricity. I hand you the tube again, and you again excite it. You hand it to me, and I again discharge it. In each case, therefore, you excite an un-electrified glass tube, and in each case the tube leaves behind upon the rubber an amount of negative electricity equal in quantity to the positive carried away. By thus adding charge to charge, the rubber is rendered highly electrical; and even should its insulating power be impaired by the amalgam, it can now afford to yield a portion of its electricity to your hand and body, and still powerfully repel rubbed gutta-percha. The principle, which might be further illustrated, is obviously the same as that applied in the case of the comb.

### § 12. *What is Electricity?*

Thus far we have proceeded from fact to fact, acquiring knowledge of a very valuable kind. But facts alone cannot satisfy us. We seek a knowledge of the *principles* which lie behind the facts, and which are to be discerned by the mind alone. Thus, having spoken as we have done, of electricity passing hither and thither, and of its being prevented from passing, hardly any thoughtful boy or girl can avoid asking what is it that thus passes?—what is electricity? Boyle and Newton betrayed their need of an answer to this question when the one imagined his unctuous threads issuing from and returning to the electrified body; and when the other imagined that an elastic fluid existed which penetrated his rubbed glass.

When I say “imagined” I do not intend to represent the notions of these great men as vain fancies. Without imagination we can do nothing here. By imagination I mean the power of picturing mentally things which, though they have an existence as real as that of the world around us, cannot be touched directly by the organs of sense. I mean the purified scientific imagination, without the exercise of which we cannot take a single step into the region of causes and principles.

It was by the exercise of the scientific imagination that Franklin devised the theory of a single electric fluid to explain electrical phenomena. This fluid he sup-

posed to be self-repulsive, and diffused in definite quantities through all bodies. He supposed that when a body has more than its proper share it is positively, when less than its proper share it is negatively electrified. It was by the exercise of the same faculty that Symmer devised the theory of two electric fluids, each self-repulsive, but both mutually attractive.

At first sight Franklin's theory seems by far the simpler of the two. But its simplicity is only apparent. For though Franklin assumed only one fluid, he was obliged to assume three distinct actions. Firstly, he had the self-repulsion of the electric particles. Secondly, the mutual attraction of the electric particles and the ponderable particles of the body through which the electricity was diffused. Thirdly, these two assumptions when strictly followed out lead to the unavoidable conclusion that the material particles also mutually repel each other. Thus the theory is by no means so simple as it appears.

The theory of Symmer, though at first sight the most complicated, is in reality by far the simpler of the two. According to it electrical actions are produced by two fluids, each self-repulsive, but both mutually attractive. These fluids cling to the atoms of matter, and carry the matter to which they cling along with them. Every body, in its natural condition, possesses both fluids in equal quantities. As long as the fluids are mixed together they neutralize each other, the body in which they are thus mixed being in its natural or unelectrical condition.

By friction (and by various other means) these two fluids may be torn asunder, the one clinging by preference to the rubber, the other to the body rubbed.

According to this theory there must always be attraction between the rubber and the body rubbed, because, as we have proved, they are oppositely electrified. This is in fact the case. And mark what I now say. Over and above the common friction, this electrical attraction has to be overcome whenever we rub glass with silk, or *sealing-wax with flannel*.

You are too young to fully grasp this subject yet; and indeed it would lead us too far away to enter fully into it. But






FIG. 14.



FIG. 15.

I will throw out for future reflection the remark, that the overcoming of the ordinary friction produces heat then and there upon the surfaces rubbed, while the force expended in overcoming the electric attraction may be converted into heat which shall appear a thousand miles away from the place where it was generated.

Theoretic conceptions are incessantly checked and corrected by the advance of knowledge, and this theory of electric fluids is doubted by many eminent scientific men. It will, at all events, have to be translated into a form which shall connect it with heat and light, before it can be accepted as complete. Nevertheless, keeping ourselves unpledged to the theory, we shall find it of exceeding service both in unravelling and in connecting together electrical phenomena.

### § 13. *Electric Induction. Definition of the Term.*

We have now to apply the theory of electric fluids to the important subject of electric *induction*.

It was noticed by early observers that *contact* was not necessary to electrical excitement. Otto von Guericke, as we have already seen (§ 2), found that a body brought near his sulphur globe became electrical. By bringing his excited glass tube near one end of a conductor, Stephen Gray attracted light bodies at the other end. He also obtained attraction through the human body. From

the human body also Du Fay, to his astonishment, obtained a spark. Canton, in 1753, suspended pith-balls by thread, and holding an excited glass tube, at a considerable distance from them, caused them to diverge. On removing the tube the balls fell together, no permanent charge being imparted to them. Such phenomena were further studied and developed by Wileke and Apinus, Coulomb and Poisson.

These and all similar results are embraced by the law, that when an electrified body is brought near an unelectrified conductor, the neutral fluid of the latter is decomposed; one of its constituents being attracted, the other repelled. When the electrified body is withdrawn, the separated electricities flow again together and render the conductor unelectric.

This decomposition of the neutral fluid by the mere presence of an electrified body is called *induction*. It is also called electrification by *influence*.

If, while it is under the influence of the electrified body, the body influenced be touched, the free electricity (which is always of the same kind as that of the influencing body) passes away, the opposite electricity being held captive.

On removing the electrified body the captive electricity is set free, the conductor being charged with electricity opposite in kind to that of the body which



electrified it.

You cannot do better here than repeat Stephen Gray's experiment. Support a small plank or lath,  $L L'$ , Fig. 14, upon a warm tumbler,  $c$ , and bring under one of its ends,  $L$ , and within four or five inches of that end, scraps of light paper or of gold leaf. Excite your glass tube,  $\kappa$ , vigorously, and bring it over the other end of the plank, without touching it. The ends may be six or eight feet apart; the light bodies will be attracted. The experiment is easily made, and you are not to rest satisfied till you can make it with ease and certainty.

This is a fit place to repeat that you must keep a close eye upon the tumblers you employ for insulation. Some of them, made of common glass, are hardly to be accounted insulators at all.

#### § 14. *Experimental Researches on Electric Induction.*

Our mastery over this subject of induction must be complete; for it underlies all our subsequent inquiries. Without reference to it nothing is to be explained; possessed of it you will enjoy not only a wonderful power of explanation, but of prediction. We will attack it, therefore, with the determination to exhaust it.

And here a slight addition must be made to our apparatus. We must be in a condition to take samples of electricity, and to convey them, with the view of testing them, from place to place. For this purpose the little "carrier," shown in fig. 15, will be found convenient.  $\tau$  is a bit of tin-foil, two or three inches square. A straw stem is stuck on to it by sealing-wax, the lower end of the stem being covered by sealing-wax. To make the insulation sure, the part between  $\kappa$  and  $\kappa'$  is wholly of sealing-wax. You can have stems of ebonite, which are stronger, for a few pence; but you can have this one for a fraction of a penny. The end  $\kappa'$  is to be held in the hand; the electrified body is to be touched by  $\tau$ , and the electricity conveyed to an electroscope to be tested.

Touch your rubbed glass rod with  $\tau$ , and then touch your electroscope: the leaves diverge with positive electricity. Touch your rubbed gutta-percha or sealing-wax with  $\tau$ , and then touch your elec-

troscope: the leaves diverge with negative electricity. If the electricity of any body augment the divergence produced by the glass, the electricity of that body is positive. If it augment the divergence produced by the gutta-percha, the electricity is negative. And now we are ready for further work.

Place an egg,  $E$ , fig. 16, on its side

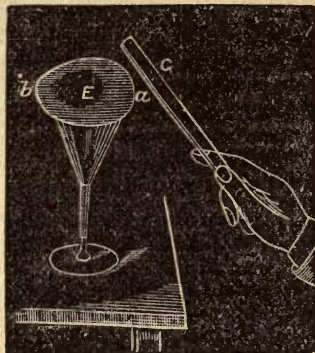


FIG. 16.

upon a dry wine-glass; bring your excited glass tube,  $\alpha$ , within an inch or so of the end of the egg. What is the condition of the egg? Its electricity is decomposed; the negative fluid covering the end  $a$  adjacent to the glass, the positive covering the other end  $b$ . Remove the glass tube: what occurs? The two electricities flow together and neutrality is restored. Prove this neutrality. Neither a carrier touching the egg, nor the egg itself, has any power to affect your electroscope, or to attract your balanced lath.

Again, bring the excited tube near the egg. Touch its distant part  $b$  with your carrier. The carrier now attracts the straw (fig. 2) or the balanced lath (fig. 4). It also causes the leaves of your electroscope to diverge. What is the quality of the electricity? It repels and is repelled by rubbed glass; the electricity at  $b$  is therefore positive. Discharge the carrier by touching it, and bring it into contact with the end  $a$  of the egg nearest to the glass tube. The electricity you take away repels and is repelled by gutta-percha. It is therefore negative. Test the quality also by the electroscope.

While the tube  $\alpha$  is near the egg touch the end  $b$  with your finger; now try to charge the carrier by touching  $b$ : you cannot do so—the positive electricity has disappeared. Has the negative disap-



peared also? No. Remove the glass tube, and once more touch the egg at *b* by the carrier. It is charged, not with positive, but with negative electricity. Clearly understand this experiment. The neutral electricity of the egg is first decomposed into negative and positive; the former attracted, the latter repelled by the excited glass. The repelled electricity is free to escape, and it has escaped on your touching the egg with your finger. But the attracted electricity cannot escape as long as the influencing tube is held near. On removing the tube which holds the negative fluid in bondage, that fluid immediately diffuses itself over the whole egg. An apple, or a turnip, will answer for these experiments at least as well as an egg.

Discharge the egg by touching it. Re-excite the glass tube and bring it again near. Touch the egg with a wire or with your finger at *a*. Is it the negative at *a*, into which you plunge your finger, that escapes? No such thing. The free positive fluid passes through the negative, and through your finger to the earth. Prove this by removing, first, your finger, and then the glass tube. The egg is charged negatively.

Again; place two eggs, *E E*, fig. 17,




FIG. 17.

lengthwise on two dry wine-glasses, *g g*, and cause two of their ends to touch each other, as at *c*. Bring your rubbed glass rod near the end *a*, and while it is there separate the eggs by moving one glass away from the other. Withdraw the rod and test both eggs. *a* repels rubbed sealing-wax, and *b* repels rubbed glass; *a* is therefore negative, *b* is posi-

tive. The two charges, moreover, exactly neutralize each other in the electroscope. Again bring the eggs together and restore the rubbed tube to its place near *a*. Touch *a* and then separate the eggs. Remove the glass rod and test the eggs. *a* is negative, *b* is neutral. Its electricity has escaped through the finger, though placed at *a*.

Equally good, if not indeed more handy, for these experiments are two apples *A A*, fig. 18, supported on stems of sealing-wax. A needle is heated and sunk in each case into the tick of wax at the top, and on to the needle the apple is pushed. The sealing-wax stems are stuck on by melting to little foot-boards. By arrangements of this kind you make experiments which are more instructive than those usually made with instruments twenty times more expensive.

Push your researches still farther, and instead of bringing the eggs or apples together place them six feet or so apart,

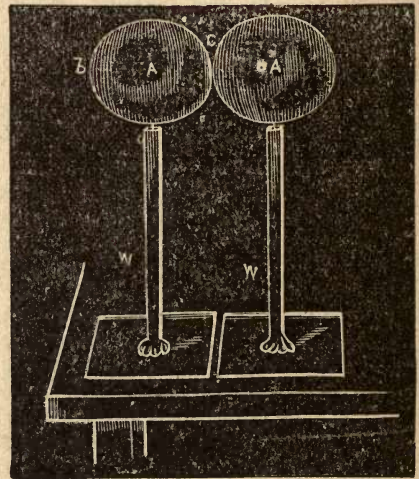


FIG. 18.

and let a light chain, *c*, fig. 19, or a wire, stretch from one to the other. Two brass balls, or wooden balls covered with tin-foil, supported by tall drinking glasses, *ga'*, will be better than the eggs for this experiment, for they will bear better the strain of the chain; but you can make the experiment with the eggs, or very readily with the two apples or two turnips. For the present we will suppose the straw-index *i i'* not to be there. Rub



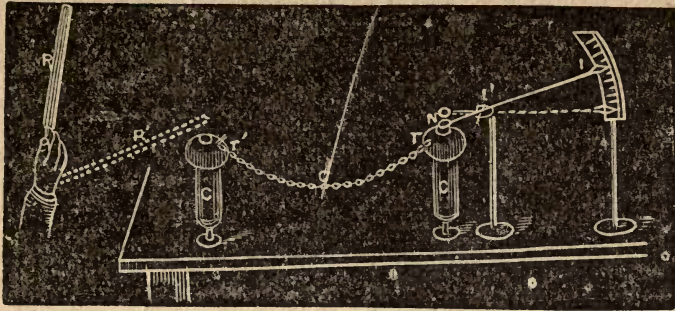


FIG. 19.

your glass tube  $\kappa$ , and bring it near one of the balls; test both: the near one,  $\tau'$ , is negative, the distant one,  $\tau$ , positive. Touch the near one, the positive electricity, which had been driven along the chain to the remotest part of the system, returns along the chain, passes through the negative, which is held captive by the tube, and escapes to the earth. When the tube  $\kappa$  is removed, negative electricity overspreads both chain and balls.

In fig. 8 you made the acquaintance of the plate  $\kappa$ , and the straw-index  $\iota \iota'$ , shown on a smaller scale in fig. 19. By their means you immediately see both the effect of the first induction, and the consequence of touching any part of the system with the finger. The plate  $\kappa$  rests over the ball or turnip  $\tau$ , the position of the straw-index being that shown by the dots. Bring the rubbed tube near  $\tau'$ : the end  $\kappa$  of the index immediately descends and the other end rises along the graduated scale. Remove the glass rod; the index  $\iota \iota'$  immediately falls. Practice this approach and withdrawal, and observe how promptly the index declares the separation and recombination of the fluids.

While the tube is near  $\tau'$ , and the end  $\kappa$  of the index is attracted, let  $\tau'$  be touched by the finger. The end  $\kappa$  is immediately liberated, for the electricity which pulled it down escapes along the chain and through the finger to the earth. Now remove your excited tube. The captive negative electricity diffuses itself over both balls, and the index is again attracted.

Instead of the chain you may interpose between the balls 100 feet of wire sup-

ported by silk loops. This is done in fig. 20, which shows the wire  $w$  supported by the silk strings  $s s s$ . For the ball or turnip  $\tau'$ , fig. 19, the cylinder  $c$ , on a glass support  $g$ , is substituted, the little table  $m$  taking the place of the ball  $\tau$ . Every approach and withdrawal of the rubbed glass tube  $\kappa$  is followed obediently by the attraction and liberation of  $\kappa$ , and the corresponding motion of the index  $\iota \iota'$ .

Repeat here an experiment, first made

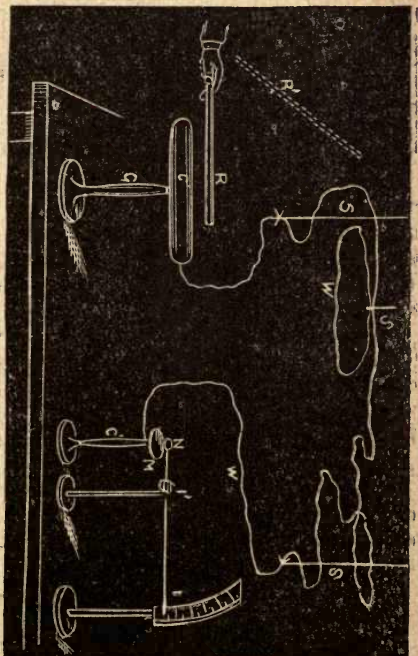


FIG. 20.



by a great electrician named *Æpinus*. I wish you to make these historic experiments. Insulate an elongated metal conductor, *c c'*, fig. 21, or one formed of wood coated with tin-foil—even a carrot, cucumber, or parsnip, so that it be insulated, will answer. Let a small weight, *w*, suspended from a silk string, *s*, rest on one end of the conductor, and hold




FIG. 21.

your rubbed glass tube, *R*, over the other end. You can predict beforehand what will occur when you remove the weight. It carries away with it electricity, which repels rubbed glass, and attracts your balanced lath.

Stand on an insulating stool; or make one by placing a board on four warm tumblers. Present the knuckles of your right hand to the end of the balanced lath, and stretch forth your left arm. There is no attraction. But let a friend or an assistant bring the rubbed glass tube over the left arm; the lath immediately follows the right hand.

Touch the lath, or any other uninsulated body; the "attractive virtue," as it was called by Gray, disappears. After this, as long as the excited tube is held

over the arm there is no attraction. But when the tube is removed the attractive power of the hand is restored. Here the first attraction was by positive electricity driven to the right hand from the left, and the second attraction by negative electricity, liberated by the removal of the glass rod. Experiment proves the logic of theory to be without a flaw.

Stand on an insulating stool, and place your right hand on the electroscope; there is no action. Stretch forth the left arm and permit an assistant alternately to bring near, and to withdraw, an excited glass tube. The gold leaves open and collapse in similar alternation. At every approach, positive electricity is driven over the gold leaves; at every withdrawal, the equilibrium is restored.

We are now in a condition to repeat, with ease, the experiment of Du Fay mentioned in § 13. A board is supported by four silk ropes, and on the board is stretched a boy. Bring his forehead, or better still his nose, under the end of your straw-index *ii'*, fig. 22. Then bring down over his legs your rubbed glass tube; instantly the end *i'* is attracted and the end *i* rises along the graduated scale. Before the end *i'* comes into contact with the nose or forehead a spark passes between it and the boy.



FIG. 22.



I will now ask you to charge your Dutch metal electroscope (fig. 7) positively by rubbed gutta-percha, and to charge it negatively by rubbed glass. A moment's reflection will enable you to do it. You bring your excited body near: the same electricity as that of the excited body is driven over the leaves, and they diverge by repulsion. Touch the electroscope, the leaves collapse. Withdraw your finger, and withdraw afterwards the excited body: the leaves then diverge with the opposite electricity.

The simplest way of testing the quality of electricity is to charge the electroscope with electricity of a known kind. If, on the *approach* of the body to be tested, the leaves diverge still wider, the leaves and the body are similarly electrified. The reason is obvious.

Omitting the last experiment, the wealth of knowledge which these researches involve might be placed within any intelligent boy's reach by the wise expenditure of half-a-crown.

Once firmly possessed of the principle of induction and versed in its application, the difficulties of our subject will melt away before us. In fact our subsequent work will consist mainly in unravelling phenomena by the aid of this principle.

Without a knowledge of this principle we could render no account of the attraction of neutral bodies by our excited tubes. In reality the attracted bodies are *not* neutral: they are first electrified by influence, and it is because they are thus electrified that they are attracted.

This is the place to refer more fully to a point already alluded to. Neutral bodies, as just stated, are attracted, because they are really converted into electrified bodies by induction. Suppose a body to be feebly electrified positively, and that you bring your rubbed glass tube to bear upon the body. You clearly see that the induced negative electricity may be strong enough to mask and overcome the weak positive charge possessed by the body. We should thus have two bodies electrified alike, attracting each other. This is the danger against which I promised to warn you in § 10, where the test of attraction was rejected.

We will now apply the principle of induction to explain a very beautiful invention, made known by the celebrated

Volta in 1775.

### § 15. *The Electrophorus.*

Cut a circle, *r*, fig. 23, 6 inches in diameter out of sheet zinc, or out of common tin. Heat it at its centre by the




FIG. 23.

flame of a spirit-lamp or of a candle. Attach to it there a stick of sealing-wax, *n*, which, when the metal cools, is to serve as an insulating handle.—You have now the *lid* of the electrophorus. A resinous surface, or what is simpler a sheet of vulcanized india-rubber, *p*, or even of hot brown paper, will answer for the *plate* of the electrophorus.

Rub your “plate” with flannel, or whisk it briskly with a fox’s brush. It is thereby negatively electrified. Place the “lid” of your electrophorus on the excited surface: it touches it at a few points only. For the most part lid and plate are separated by a film of air.

The excited surface acts by induction across this film upon the lid, attracting its positive and repelling its negative electricity. You have in fact in the lid two layers of electricity, the lower one, which is “bound,” positive; the upper one, which is “free,” negative. Lift the lid: the electricities flow again together; neutrality is restored, and your lid fails to attract your balanced latin.

Once more place the lid upon the excited surface: touch it with the finger. What occurs? You ought to know. The free electricity, which is negative, will escape through your body to the earth, leaving the chained positive behind.

Now lift the lid by the handle: what is its condition? Again I say you ought






FIG. 24.

to know. It is covered with free positive electricity. If it be presented to the lath it will strongly attract it: if it be presented to the knuckle it will yield a spark.

A smooth half-crown, or a penny, will answer for this experiment. Stick to the coin an inch of sealing-wax as an insulating handle: bring it down upon the excited india-rubber: touch it, lift it, and present it to your lath. The lath may be six or eight feet long, three inches wide and half an inch thick; the little electrophorus lid, formed by the half crown, will pull it round and round. The experiment is a very impressive one.

Scrutinize your instrument still further. Let the end of a thin wire rest upon the lid of your electrophorus, under a little weight if necessary; and connect the other end of the wire with the electroscope. As you lower the lid down toward the excited plate of the electrophorus, what must occur? The power of prevision now belongs to you and you must exercise it. The repelled electricity will flow over the leaves of the electroscope, causing them to diverge. Lift the lid, they collapse. Lower and raise the lid several times, and observe the corresponding rhythmic action of the electroscope leaves.

A little knob of sealing-wax, B, coated with tin-foil, or indeed any knob with a conducting surface, stuck to the lid of the electrophorus, will enable you to obtain a better spark. The reason of this will immediately appear.

More than half the value of your present labor consists in arranging each experiment in thought before it is realized in fact; and more than half the delight of your work will consist in observing the verification of what you have foreseen and predicted.

### § 16. Action of Points and Flames.

The course of exposition proceeds naturally from the electrophorus to the electrical machine. But before we take up the machine we must make our minds clear regarding the manner in which electricity diffuses itself over conductors, and more especially over elongated and pointed conductors.

Rub your glass tube and draw it over an insulated sphere of metal—of wood covered with tin-foil, or indeed any other insulated spherical conductor. Repeat the process several times, so as to impart a good charge to the sphere. Touch the charged sphere with your carrier, and transfer the charge to the electroscope. Note the divergence of the leaves. Discharge the electroscope, and repeat the experiment, touching, however, some other point of the sphere. The electroscope shows sensibly the same amount of divergence. Even when the greatest exactness of the most practised experimenter is brought into play, the spherical conductor is found to be equally charged at all points of its surface. You may figure the electric fluid as a little ocean encompassing the sphere, and of the same depth everywhere.

But supposing the conductor, instead of being a sphere, to be a cube, an elongated cylinder, a cone, or a disk. The depth, or as it is sometimes called the *density*, of the electricity, will not be everywhere the same. The corners of the cube will impart a stronger charge to your carrier than the sides. The end of the cylinder will impart a stronger charge than its middle. The edge of the disk will impart a stronger charge than its flat surface. The apex or point of the cone will impart a stronger charge than its curved surface or its base.

You can satisfy yourself of the truth of all this in a rough, but certain way, by charging, after the sphere, a turnip cut into the



form of a cube ; or a cigar-box coated with tin-foil ; a metal cylinder, or a wooden one coated with tin-foil ; a disk of tin or of sheet zinc ; a carrot or parsnip with its natural shape improved so as to make it a sharp cone. You will find the charge imparted to the carrier by the sharp corners and points of such bodies, when electrified, to be greater than that communicated by the gently rounded or flat surfaces. The difference may not be great, but it will be distinct. Indeed an egg laid on its side, as we have already used it in our experiments on induction (fig. 16), yields a stronger charge from its ends than from its middle.




FIG. 25.

Let me place before you an example of this distribution, taken from the excellent work on "Frictional Electricity" by Professor Riess of Berlin. Two cones, fig. 24, are placed together base to base. Calling the strength of the charge along the circular edge where the two bases join each other 100, the charge at the apex of the blunter cone is 133 ; and at the apex of the sharper one 202. The other numbers give the charges taken from the points where they are placed. Fig. 25, moreover, represents a cube with a cone placed upon it. The charge on the face of the cube being 1, the charges at the corners of the cube and at the apex of the cone are given by the other numbers ; they are all far in excess of the electricity on the flat surface.

Riess found that he could deduce with great accuracy the *sharpness* of a point, from the charge which it imparted. He compared in this way the sharpness of various thorns, with that of a fine English sewing needle. The following is the result :—Euphorbia thorn was sharper than the needle ; gooseberry thorn of the same

sharpness as the needle ; while cactus, blackthorn, and rose, fell more and more behind the needle in sharpness. Calling, for example, the charge obtained from euphorbia 90 ; that obtained from the needle was 80, and from the rose only 53.

Considering that each electricity is self-repulsive, and that it heaps itself up upon a point, in the manner here shown, you will have little difficulty in conceiving that when the charge of a conductor carrying a point is sufficiently strong, the electricity will finally disperse itself by streaming from the point.

The following experiments are theoretically important : Attach a stick of sealing-wax to a small plate of tin or of wood, so that the stick may stand upright. Heat a needle and insert it into the top of the stick of wax ; on this needle mount horizontally a carrot. You have thus an insulated conductor. Stick into your carrot at one of its ends a sewing needle ; and hold for an instant your rubbed glass tube in front of this needle without touching it. What occurs ? The negative electricity of the carrot is immediately discharged from the point against the glass tube. Remove the tube, test the carrot : it is positively electrified.

And now for another experiment, not so easily made, but still certain to succeed if you are careful. Excite your glass rod, turn your needle away from it, and bring the rod near the other end of the carrot. What occurs ? The positive electricity is now repelled to the point, from which it will stream into the air. Remove the rod and test the carrot : it is negatively electrified.

Again turn the point toward you, and place in front of it a plate of dry glass, wax, resin, shellac, paraffin, gutta-percha or any other insulator. Pass your rubbed glass tube once downwards or upwards, the insulating plate being between the excited tube and the point. The point will discharge its electricity against the insulating plate, which on trial will be found negatively electrified.

### § 17. The Electrical Machine.

An electrical machine consists of two principal parts : the insulator which is






FIG. 26.

excited by friction, and the "prime conductor."

The sulphur sphere of Otto von Guericke was, as already stated, the first electrical machine. The hand was the rubber, and indeed it long continued to be so. For the sulphur sphere, Hauksbee and Winckler substituted globes of glass. Boze of Wittenberg (1741) added the prime conductor, which was at first a tin tube supported by resin, or suspended by silk. Soon afterward Gordon substituted a glass cylinder for the globe. It was sometimes mounted vertically, sometimes horizontally. Gordon so intensified his discharges as to be able to kill small birds with them. In 1760 Planta introduced the plate machine now commonly in use.

Mr. Cottrell has constructed for these Lessons the small cylinder machine shown in fig. 26. The glass cylinder is about 7 inches long and  $\frac{1}{2}$  inches in diameter; its cost is eighteen pence. Through the cylinder passes tightly, as an axis, a piece of lath, rendered secure by sealing-wax where it enters and where it quits the cylinder. *c* is a glass rod supporting the conductor *c'*, which is a piece of lath coated with tin-foil. Into the lath is driven the series of pin points, *r, r'*. The rubber *n*, is seen at the further side of the cylinder, supported by the upright lath *n'*, and caused to press against the glass. *s'* is a flap of silk attached to the rubber. When the handle is turned

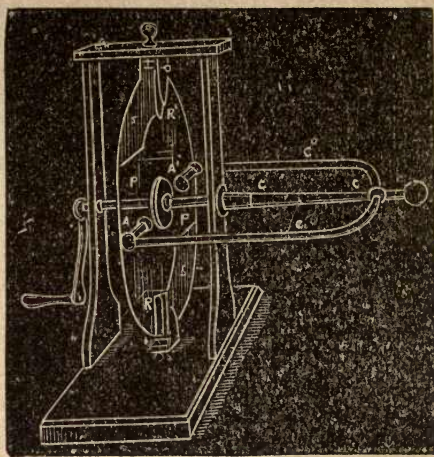


FIG. 27.

sparks may be taken, or a Leyden jar charged at the knob *c*.

A plate machine is shown in fig. 27. *p* is the plate, which turns on an axis passing through its centre; *n* and *n'* are two rubbers which clasp the plate, with the flaps of silk *s s'* attached to them. *A* and *A'* are rows of points forming part of the prime conductor, *c*. *c c'* is an insulating rod of glass, which cuts off the connection between the conductor and the handle of the machine.

The prime conductor is charged in the following manner. When the glass plate is turned, as it passes each rubber it is positively electrified. Facing the electrified glass is the row of points, placed midway between the two rubbers. On these points the glass acts by induction, attracting the negative and repelling the positive. In accordance with the principles already explained in § 16, the negative electricity streams from the points against the excited glass, which then passes on neutralized to the next rubber, where it is again excited.

Thus the prime conductor is charged, not by the direct communication to it of positive electricity, but by depriving it of its negative.

If when the conductor is charged you bring the knuckle near it, the electricity passes from the conductor to the knuckle in the form of a spark.

Take this spark with the blunt knuckle while the machine is being turned; and





FIG. 28.

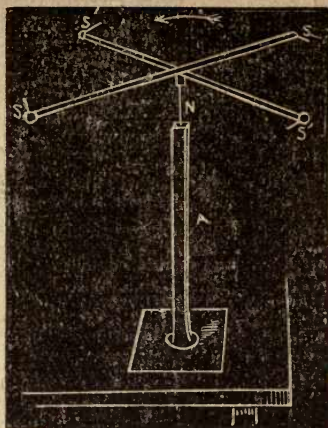


FIG. 29.

then try the effect of presenting the finger ends, instead of the knuckle, to the conductor. The spark falls exceedingly in brilliancy. Substitute for the finger ends a needle point: you fail to get a spark at all. To obtain a good spark the electricity upon the prime conductor must reach a sufficient density (or tension as it is sometimes called); and to secure this no points from which the electricity can stream out must exist on the conductor, or be presented to it. All parts of the conductor are therefore carefully rounded off, sharp points and edges being avoided.

It is usual to attach to the conductor an electroscope consisting of an upright metal stem, *A C*, fig. 28, to which a straw with a pith ball, *B*, at its free end, is attached. The straw turns loosely upon a pivot at *C*. The electricity passing from the conductor is diffused over the whole electroscope, and the straw and stem being both positively electrified, repel each other. The straw, being the movable body, flies away. The amount of the divergence is measured upon a graduated arc.

§ 18. *Further Experiments on the Action of Points.*—*The Electric Mill.*—*The Golden Fish.*—*Lightning Conductors.*

If no point exist on the conductor, a single turn of the handle of the machine usually suffices to cause the straw to stand out at a large angle to the stem. If, on the contrary, a point be attached to the conductor, you cannot produce a large divergence, because the electricity, as

fast as it is generated, is dispersed by the point. The same effect is observed when you present a point to the conductor. The conductor acts by induction upon the point, causing the negative electricity to stream from it against the conductor, which is thus neutralized almost as fast as it is charged. Flames and glowing embers act like points; they also rapidly discharge electricity.

The electricity escaping from a point or flame into the air renders the air self repulsive. The consequence is that when the hand is placed over a point mounted on the prime conductor of a machine in good action, a cold blast is distinctly felt. Dr. Watson noticed this blast from a flame placed on an electrified conductor; while Wilson noticed the blast from a point. Jallabert and the Abbé Nollet also observed and described the influence of points and flames. The blast is called the "electric wind." Wilson moved bodies by its action: Faraday caused it to depress the surface of a liquid: Hamilton employed the *reaction* of the electric wind to make pointed wires rotate. The "wind" was also found to promote evaporation.

Hamilton's apparatus is called the "electric mill." Make one for yourself thus: Place two straws *s s'*, *s s'*, fig. 29, about eight inches long, across each other at a right angle. Stick them together at their centres by a bit of sealing-wax. Pass a fine wire through each straw, and bend it where it issues from the straw, so as to form a little pointed arm perpen-



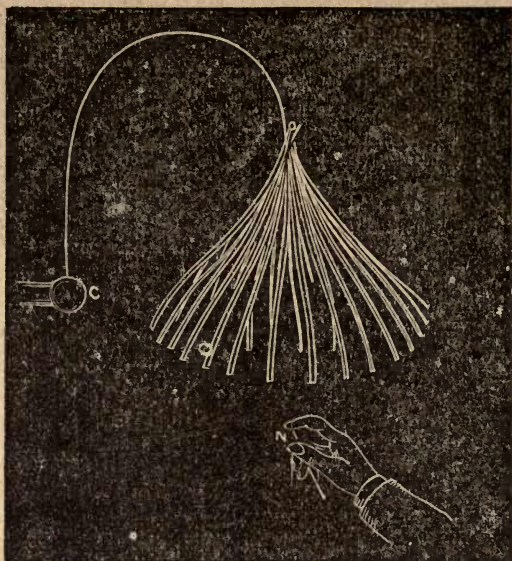


FIG. 30.

dicular to the straw, and from half an inch to three quarters of an inch long. It is easy, by means of a bit of cork or sealing-wax, to fix the wire so that the little bent arms shall point not upward or downward, but sideways, when the cross is horizontal. The points of sewing needles may also be employed for the bent arms. A little bit of straw stuck into the cross at the centre forms a cap. This slips over a sewing needle, *N*, supported by a stick of sealing-wax, *A*. Connect the sewing needle with the electric machine, and turn. A wind of a certain force is discharged from every point, and the cross is urged round with the same force in the opposite direction.

You might easily, of course, so arrange the points that the wind from some of them would neutralize the wind from others. But the little pointed arms are to be so bent that the reaction in every case shall not oppose but add itself to the others.

The following experiments will yield you important information regarding the action of points. Stand, as you have so often done before, upon a board supported by four warm tumblers. Hold a small sewing needle, with its point defended by the forefinger of your right hand, toward your Dutch metal electroscope.

Place your left hand on the prime conductor of your machine. Let the handle

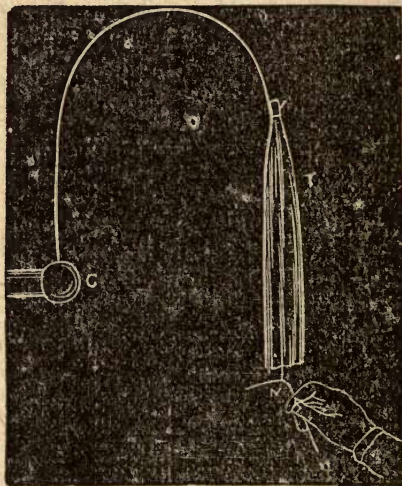


FIG. 31.

be turned by a friend or an assistant : the leaves of the electroscope open out a little. Uncover the needle point by the removal of your finger ; the leaves at once fly violently apart.

Mount a stout wire upright on the conductor, *c*, fig. 30, of your machine ; or support the wire by sealing-wax, gutta-



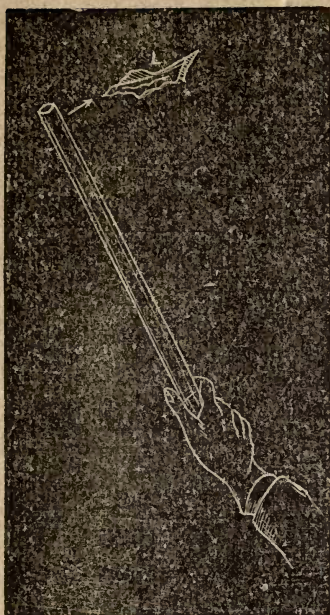


FIG. 32.

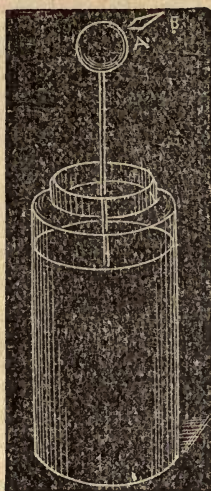


FIG. 33.

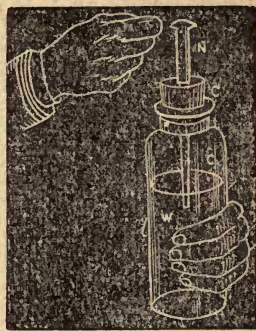


FIG. 34.

percha or glass, at a distance from the conductor, and connect both by a fine wire. Bend your stout wire into a hook, and hang from it a tassel, *t*, composed of many strips of light tissue paper. Work the machine. Electricity from the conductor flows over the tassel, and the strips diverge. Hold your closed fist toward the tassel, the strips of paper stretch toward it. Hold the needle, defended by the finger, toward the tassel: attraction also ensues. Uncover the needle without moving the hand; the strips retreat as if blown away by a wind. Holding the needle, *n*, fig. 31, upright underneath the tassel, its strips discharge themselves and collapse utterly.

And now repeat Du Fay's experiment which led to the discovery of two electricities. Excite your glass tube, and hold it in readiness while a friend or an assistant liberates a real gold or silver leaf in the air. Bring the tube near the leaf: it plunges toward the tube, stops suddenly, and then flies away. You may chase it round the room for hours without permitting it to reach the ground. The leaf is first acted upon inductively by the tube. It is powerfully attracted

for a moment, and rushes toward the tube. But from its thin edges and corners the negative electricity streams forth, leaving the leaf positively electrified. Repulsion then sets in, because tube and leaf are electrified alike, as shown in fig. 32. The retreat of the tassel in the last experiment is due to a similar cause.

There is also a discharge of positive electricity into the air from the more distant portions of the gold-leaf, to which that electricity is repelled. Both discharges are accompanied by an electric wind. It is possible to give the gold-leaf a shape which shall enable it to float securely in the air, by the reaction of the two winds issuing from its opposite ends. This is Franklin's experiment of the Golden Fish. It was first made with the charged conductor of an electrical machine. M. Srtsezek revived it in a more convenient form, using instead of the conductor the knob of a charged Leyden jar. You may walk round a room with the jar in your hand; the "fish" will obediently follow in the air an inch or two, or even three inches, from the knob. See *A B*, fig. 33. Even a hasty motion of the jar will not shake it away.



Well-pointed lightning conductors, when acted on by a thunder cloud, discharge their induced electricity against the cloud. Franklin saw this with great clearness, and illustrated it with great ingenuity. The under side of a thunder cloud, when viewed horizontally, he observed to be ragged, composed, in fact, of fragments one below the other, sometimes reaching near the earth. These he regarded as so many stepping-stones which assist in conducting the stroke of the cloud. To represent these by experiment he took two or three locks of fine loose cotton, tied them in a row, and hung them from his prime conductor. When this was excited the locks stretched downward toward the earth; but by presenting a sharp point erect under the lowest bunch of cotton, it shrunk upward to that above it, nor did the shrinking cease till all the locks had retreated to the prime conductor itself. "May not," says Franklin, "the small electrified cloud, whose equilibrium with the earth is so soon restored by the point, rise up to the main body, and by that means occasion so large a vacancy that the grand cloud cannot strike in that place?"

### § 19. *History of the Leyden Jar.—The Leyden Battery.*

The next discovery which we have to master throws all former ones into the shade. It was first announced in a letter addressed on the 4th of November, 1745, to Dr. Lieberkühn, of Berlin, by Kleist, a clergyman of Cammin, in Pomerania. By means of a cork, *c*, fig. 34, he fixed a nail, *n*, in a phial, *a*, into which he had poured a little mercury, spirits, or water, *w*. On electrifying the nail he was able to pass from one room into another with the phial in his hand and to ignite spirits of wine with it. "If," said he, "while it is electrifying I put my finger, or a piece of gold which I hold in my hand, to the nail, I receive a shock which stuns my arms and shoulders."

In the following year Cunæus of Leyden made substantially the same discovery. It caused great wonder and dread, which arose chiefly from the excited imagination. Musschenbroek felt the shock, and declared in a letter to a friend that

he would not take a second one for the crown of France. Bleeding at the nose, ardent fever, a heaviness of head which endured for days, were all ascribed to the shock. Boze wished that he might die of it, so that he might enjoy the honor of having his death chronicled in the Paris "Academy of Sciences." Kleist missed the explanation of the phenomenon; while the Leyden philosophers correctly stated the conditions necessary to the success of the experiment. Hence the phial received the name of the Leyden phial, or Leyden jar.

The discovery of Kleist and Cunæus excited the most profound interest, and the subject was explored in all directions. Wilson in 1746 filled a phial partially with water, and plunged it into water, so as to bring the water surfaces, within and without the phial, to the same level. On charging such a phial the strength of the shock was found greater than had been observed before.

Two years subsequently Dr. Watson and Dr. Bevis noticed how the charge grew stronger as the area of the conductor in contact with the outer surface of the phial increased. They substituted shot for water inside the jar, and obtained substantially the same effect. Dr. Bevis then coated a plate of glass on both sides with silver foil, to within about an inch of the edge, and obtained from it discharges as strong as those obtained from a phial containing half a pint of water. Finally Dr. Watson coated his phial inside and out with silver foil. By these steps the Leyden jar reached the form which it possesses to-day.

It is easy to repeat the experiment of Dr. Bevis. Procure a glass plate nine inches square; cover it on both sides, as he did, with tin-foil seven inches square, leaving the rim uncovered. Connect one side with the earth, and the other with the machine. Charge and discharge: you obtain a brilliant spark.

In our experiment with the Golden Fish (fig. 33), we employed a common form of the Leyden jar, only with the difference that to get to a sufficient distance from the glass, so as to avoid the attraction of the fish by the jar itself, the knob was placed higher than usual. But with a good flint-glass tumbler, a piece of tin-foil, and a bit of stout wire, you can



make a jar for yourself. Bad glass, remember, is not rare. In fig. 35 you have such a jar.  $\tau$  is the outer,  $\tau'$  the inner coating, reaching to within an inch of the edge of the tumbler  $g$ .  $w$  is the



FIG. 35.

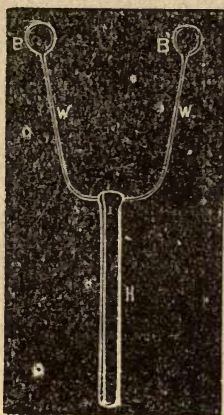


FIG. 36.

wire fastened below by wax, and surmounted by a knob, which may be of metal, or of wax or wood, coated with tin-foil. In charging the jar you connect the outer coating with the earth—say with a gas-pipe or a water-pipe—and present the knob to the conductor of your machine. A few turns will charge the jar. It is discharged by laying one knob of a “discharger” against the outer coating, and causing the other knob

to approach the knob of the jar. Before contact, the electricity flies from knob to knob in the form of a spark.

A “discharger” suited to our means and purposes is shown in fig. 36.  $\eta$  is a stick of sealing-wax, or, better still, of ebonite;  $w w$  a stout wire bent as in the figure, and ending in the knobs  $b b'$ . These may be of wax coated with tin-foil. Any other light conducting knobs would of course answer. The insulating handle  $\eta$  protects you effectually from the shock.

You must render yourself expert in the use of the discharger. The mode of using it is shown in fig. 37.

By augmenting the size of a Leyden jar we render it capable of accepting a larger charge of electricity. But there is a limit to the size of a jar. When therefore, larger charges are required than a single jar can furnish, we make use of a number of jars. In fig. 38 nine of them are shown. All their interior coatings are united together by brass rods, while all the outer coatings rest upon a metal surface in free communication with the earth.

This combination of Leyden jars constitutes the *Leyden Battery*, the effect of which is equal to that of a single jar of nine times the size of one of the jars.

§. 20. *Explanation of the Leyden Jar.*

The principles of electrical induction

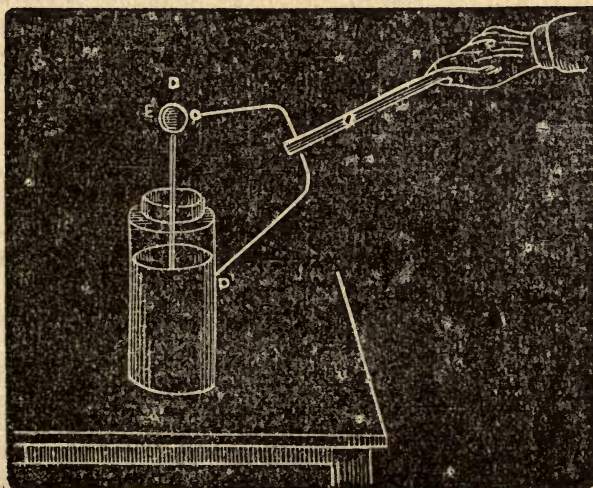


FIG. 37.



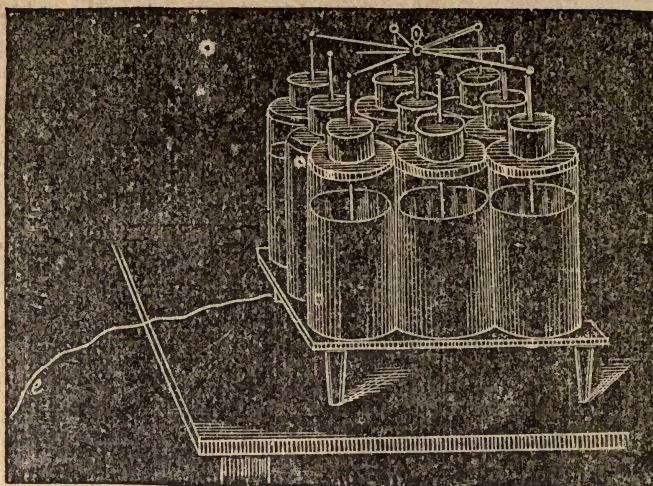


FIG. 38.

with which you are now so familiar will enable you to thoroughly analyze and understand the action of the Leyden jar. In charging the jar the outer coating is connected with the earth, and the inner coating with the electrical machine. Let the machine, as usual, be of glass yielding positive electricity. When it is worked the electricity poured into the jar acts inductively across the glass upon the outer coating, attracting its negative and repelling its positive to the earth. Two mutually attractive electric layers are thus in presence of each other, being separated merely by the glass. When the machine is in good order and the glass of the jar is thin, the attraction may be rendered strong enough to perforate the jar. By means of the discharger the opposite electricities are enabled to unite in the form of a spark.

Franklin saw and announced with clearness the escape of the electricity from the outer coating of the jar. His statement is that whatever be the quantity of the "electric fire" thrown into the jar, an equal quantity was dislodged from the outside. We have now to prove by actual experiment that this explanation is correct.

Place your Leyden jar upon a table, and connect the outer coating with your electroscopie. There is no divergence of the leaves when electricity is poured into the jar.

But here the outer coating is connect-

ed through the table with the earth. Let us cut off this communication by an insulator. Place the jar upon a board supported by warm tumblers, or upon a piece of vulcanized india-rubber cloth, and again connect the outer coating with the electroscopie. The moment electricity is communicated to the knob of the jar the leaves of Dutch metal diverge. Detach the wire by your discharger and test the quality of the electricity—it is positive, as theory declares it must be.

Consider now the experiment of Kleist and Cunæus (fig. 34). You will, I doubt not, penetrate its meaning. You will see that in their case the *hand* formed the outer coating of the jar. When electricity was communicated through the nail to the water within, that electricity acted across the glass inductively upon the hand, attracting the one fluid and repelling the other to the earth.

Again, I say, prove all things; and what is here affirmed may be proved by the following beautiful and conclusive experiment: Stand on your board, *r r'* fig. 39, insulated by its four tumblers; or upon a sheet of gutta-percha, or vulcanized india-rubber. Seize the old Leyden phial, *J*, with your left hand, and present the knuckle of your right hand to your balanced lath, *L' L*. When electricity is communicated to the nail, the lath is immediately attracted by the knuckle. Or touch your electroscopie with your right hand; when the phial is charged






FIG. 39.

the leaves immediately diverge, by the electricity driven from your left hand to the electroscope.

Here the nail may be electrified either by connecting it with the prime conductor of the machine, or by rubbing it with an excited glass rod. Indeed, I should prefer your resorting to the simplest and cheapest means in making these experiments.

§ 21. *Franklin's Cascade Battery.*

As a thoughtful and reflective boy or girl you cannot, I think, help wondering at the power which your thorough mastery of the principles of induction gives you over these wonderful and complicated phenomena. By those principles the various facts of our science are bound together into an organic whole. But we have not yet exhausted the fruitfulness of this principle.

Consider the following problem. Usually we allow the electricity of the outer coating to escape to the earth. Suppose we try to utilize it. Place, then, your jar, A B, fig. 40, upon vulcanized india-rubber, and connect by a wire B C its outer coating with the knob or inner coating of a second jar C D. What will occur when the first jar is charged? Why, the second one will be charged also

by the electricity which has escaped from the outer coating of the first. And suppose you connect the outer coating of the second insulated jar with the inner

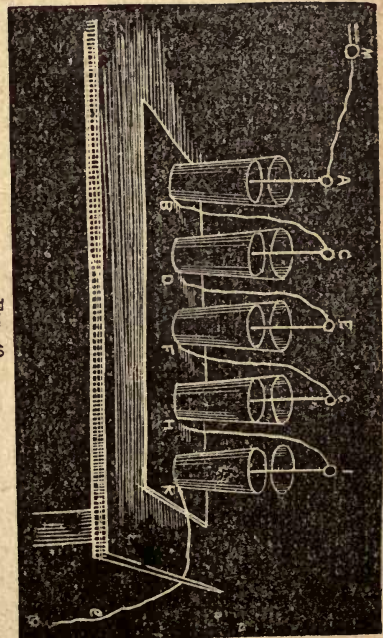


FIG. 40.



coating of a third, EF; what occurs? The third jar will obviously be charged with the electricity repelled from the outer coating of the second. Of course we need not stop here. We may have a long series of insulated jars, the outer coating of each being connected with the inner coating of the next succeeding one. Connect the outer coating of the last jar  $\Gamma K$  by a wire  $c$  with the earth, and charge the first jar. You charge thereby the entire series of jars. In this simple way you master practically, and grasp the theory of Franklin's celebrated "*cascade battery*."

You must see that before making this important experiment you could really have predicted what would occur. This power of prevision is one of the most striking characteristics of science.

### § 22. *Novel Leyden Jars of the Simplest Form.*

Possessed of its principles, we can reduce the Leyden jar to far simpler forms than any hitherto dealt with. Spread a sheet of tin-foil smoothly upon a table, and lay upon the foil a pane of glass. Remember that the glass, as usual, must be dry. Stick on to the glass by sealing-wax two loops of narrow silk ribbon, by which the pane may be lifted; and then lay smoothly upon the glass a second sheet of tin-foil, less than the pane in size, leaving a rim of uncoated glass all round. Carry a fine wire from the upper sheet of tin-foil to your electro-scope. A little weight will keep the end of the wire attached to the tin-foil.

Rub this weight with your excited glass tube, two or three times if necessary, until you see a slight divergence of the Dutch metal leaves. Or connecting the weight with the conductor of your machine, turn very carefully until the slight divergence is observed. What is the condition of things here? You have poured, say positive electricity on to the upper sheet of metal. It acts inductively across the glass upon the under sheet, the positive fluid of which escapes to the earth, leaving the negative behind. You see before your mind's eye two layers holding each other in bondage. Now take hold of your loops and lift the glass plate, so as to separate the upper tin-foil from the lower. What would you ex-

pect to occur? Freed from the grasp of the lower layer, the electricity of the upper one will diffuse itself over the electro-scope so promptly and powerfully, that if you are not careful you will destroy the instrument by the mutual repulsion of its leaves.

Practise this experiment, which is a very old one of mine, by lowering and lifting the glass plate, and observing the corresponding rhythmic action of the leaves of the electro-scope.

Common tin-plate may be used in this experiment instead of tin-foil, and a sheet of vulcanized india-rubber instead of the pane of glass. Or simpler still, for the tin-foil a sheet of common unwarmed foolscap may be employed. Satisfy yourself of this. Spread a sheet of foolscap on a table; lay the plate of glass upon it, and spread a leaf of foolscap, less than the glass in size, on the plate of glass. Connect the leaf with the electro-scope, and charge it, exactly as you charged the tin-foil. On lifting the glass with its leaf of foolscap, the leaves of the electro-scope instantly fly apart; on lowering the glass they again fall together. Abandon the under sheet altogether, and make the table the outer coating; if it be not of very dry wood, or covered by an insulating varnish, you will obtain with it the results obtained with the tin-foil, tin, and foolscap. Thus by the simplest means we illustrate great principles.

The withdrawal of the electricity from the electro-scope, by lowering the plate of glass, so as to bring the electricity of the upper coating within the grasp of the

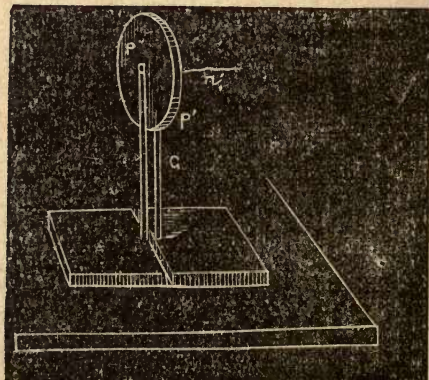


Fig. 41.



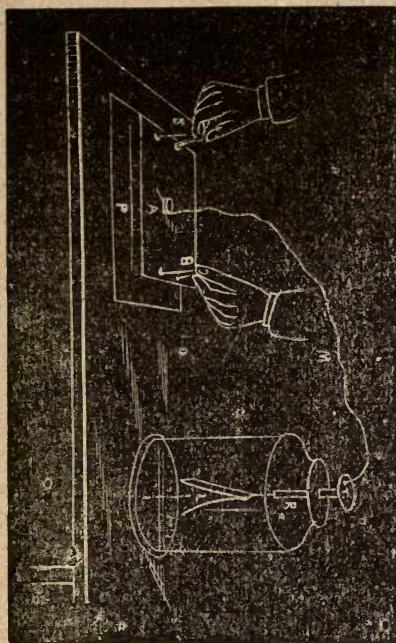


FIG. 42.

lower one, is sometimes called "condensation." The electricity on one plate or sheet was figured as squeezed together, or condensed, by the attraction of the other. A special instrument called a *condenser* is constructed by instrument makers to illustrate the action here explained.

You may readily make a condenser for yourself. Take two circles,  $r$   $r'$ , fig. 41, of tin or of sheet zinc, and support the one,  $r'$ , by a stick of sealing-wax or glass,  $g$ : the other,  $r$ , by a metal stem, connected with the earth. The insulated plate,  $r'$ , is called the collecting plate; the uninsulated one,  $r$ , the condensing plate. Connect the collecting plate with your electroscope by the wire  $w$ , and bring the condensing plate near it, leaving, however, a thin space of air between them. Charge the collector,  $r'$ , or the wire,  $w$ , with your glass rod, until the leaves of the electroscope *begin* to diverge. Withdraw the condensing plate, the leaves fly asunder; bring the condensing plate near, the leaves again collapse.

Or vary your construction, and make your condenser thus. Employing the table, or a sheet of foolscap if the table be an insulator, as one plate of the condenser, spread upon it the sheet of india-

rubber,  $r$ , fig. 42, and lay upon the rubber the sheet of block-tin,  $A$   $B$ . Connect the tin by the wire,  $w$ , with the electroscope,  $r$ . Impart electricity to the little weight,  $\lambda$ , till the leaves,  $L$ , begin to diverge; then lift the tin plate by its two silk loops; the leaves at once fly asunder.

Finally, show your complete knowledge of the Leyden jar, and your freedom from the routine of the instrument makers, by making a "jar" in the following novel way. Stand upon a board supported by warm tumblers. Hold in your right hand a sheet of vulcanized india-rubber, and clasp, with it between you, the left hand of a friend in connection with the earth. Place your left hand on the conductor of the machine, and let it be worked. You and your friend soon feel a crackling and a tickling of the hands, due to the heightening attraction of the opposite electricities across the india-rubber. The "hand-jar" is then charged. To discharge it you have only to bring your other hands together: the shock of the Leyden jar is then felt and its spark seen and heard.

By the discharge of the hand-jar you can fire gunpowder. But this will be referred to more particularly further on. (See § 25.)

### § 23. Seat of Charge in the Leyden Jar.

Franklin sought to determine how the charge was hidden in the Leyden jar. He charged with electricity a bottle half filled with water and coated on the outside with tin-foil; dipping the finger of one hand into the water, and touching the outside coating with the other, he received a shock. He was thus led to inquire, Is the electricity in the water? He poured the water into a second bottle, examined it, and found that it had carried no electricity along with it.

His conclusion was "that the electric fire must either have been lost in the decanting, or must have remained in the bottle. The latter he found to be true; for, filling the charged bottle with fresh water, he obtained the shock, and was therefore satisfied that the power of giving it resided in the glass itself."\*

\* Priestley's "History of Electricity," 2d edition, p. 149



(An account of Franklin's discoveries was given by him in a series of letters addressed to Peter Collinson, Esq., F.R.S., from 1747 to 1754).

So much for history ; but you are to verify the history by repeating Franklin's experiments. Place water in a wide glass vessel ; place a second glass vessel within the first, and fill it to the same height with water. Connect the outer water by a wire with the earth, and the inner water by a wire with the electric machine. One or two turns furnish a sufficient charge. Removing the inner wire, and dipping one finger into the outside and the other into the inside water, a smart shock is felt. This was Franklin's first experiment.

Pass on to the second. Coat a glass jar with tin-foil (not too high) ; fill it to the same height with water, and place it on india-rubber cloth. Charge it by connecting the outside coating with the earth, and the water inside (by means of a stem cemented to the bottom of the jar and ending above in a knob) with an electric machine. You obtain a bright spark on discharging. This proves your apparatus to be in good order.

Recharge. Take hold of the charged jar with the india-rubber, and pour the water into a second similar jar. No sensible charge is imparted to the latter. Pour fresh un electrified water into the first jar, and discharge it. The retention of the charge is shown by a brilliant spark. Be careful in these experiments, or you will fail, as I did at first. The edge of the jar out of which the water is poured has to be surrounded by a band of bibulous paper to catch the final drop, which, trickling down, would discharge the jar.

Experiments like those of Franklin are now made by rendering the coatings of the Leyden jar movable. Such a jar being charged, the interior coating may be lifted out and proved unelectric. The glass may then be removed from the outer coating and the latter proved unelectric. Restoring the jar and coatings, on connecting the two latter, the discharge passes in a brilliant spark.

Make a jar with movable coatings thus : Roll cartridge paper round a good flint-glass tumbler, *c*, fig. 43, to within about an inch of the top. Paste down the lower edge of the paper, and put a

paper bottom to it corresponding to the bottom of the glass. Coat the paper, *r*, inside and out with tin-foil. Make a similar coating, *r'*, for the inside of the tumbler, attaching to it an upright wire,

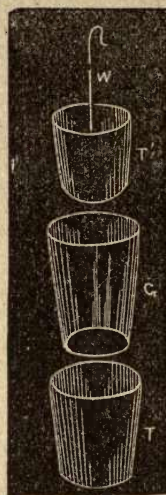


FIG. 43.

*w*, ending in a hook. You have then to all intents and purposes a Leyden jar.

Put the pieces together and charge the jar. By means of a rod of glass, sealing-wax, or gutta-percha, lift out the interior coating. It will carry a little electricity away with it. Place it upon a table and discharge it wholly. Then by the hand lift the glass out of the outer coating. Neither of the coatings now shows the slightest symptom of electricity. Restore the tumbler to its outer coating, and by means of the hook and insulating rod, restore the inner coating to its place. Discharge the jar : you obtain a brilliant spark. The electricity which produces this spark must have been resident in and on the glass.

Here, as in all other cases, you can charge your jar with a rubbed glass tube, though a machine in good working order will do it more rapidly. With "Cottrell's rubber," described in the next section, you may greatly exalt the performance of your glass tube.

§ 24. *Ignition by the Electric Spark.*  
—Cottrell's Rubber.—The Tube-machine.

Various attempts had been vainly made by Nollet and others to ignite inflam-



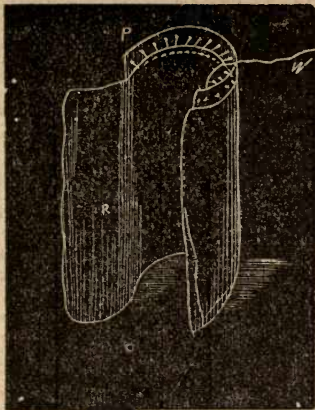


FIG. 44.

mable substances by the electric spark. This was first effected by Ludolf, at the opening of the Academy of Sciences by Frederick the Great at Berlin, on the 23d of January, 1744. With a spark from the sword of one of the court cavaliers present on the occasion, Ludolf ignited sulphuric ether.

Dr. Watson also made numerous experiments on the ignition of bodies by the electric spark. He fired gunpowder and discharged guns. Causing, moreover, a spoon containing ether to be held by an electrified person, he ignited the ether by the finger of an unelectrified person. He also noticed that the spark varied in color when the substances between which it passed varied.

These, and numerous other experiments may be made with a far simpler "machine" than any hitherto described. It was devised for your benefit by Mr. Cottrell. In the electric machine, as we have learned, the prime conductor is flooded with positive electricity through the discharge of the negative from the points against the excited glass. Your glass tube and rubber may be similarly turned to account. A strip of sheet-brass or copper, P, fig. 44, is sewn on to the edge of the silk pad, R, employed as a rubber. Through apertures in the strip about twenty pin-points are introduced, and soldered to the metal. When the tube is clasped by the rubber, the metal strip and points quite encircle the tube.

When a fine wire, W, connects the strip of metal with the knob of a Leyden jar, by every downward stroke of the rubber the glass tube is powerfully excited, and

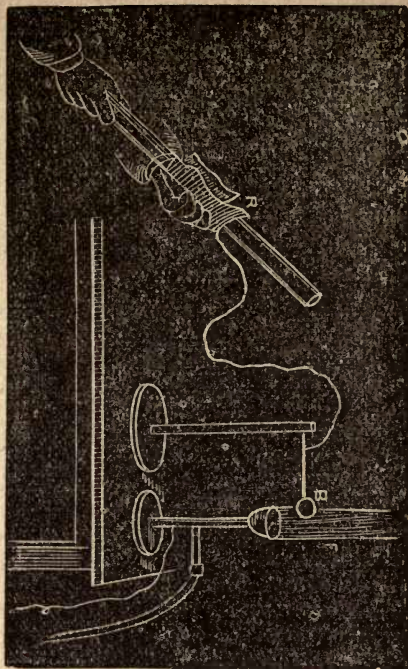


FIG. 45.

hotly following the exciting rubber is the circle of points. From these, against the rod, negative electricity is discharged, the free positive electricity escaping along the wire to the jar, which is thus rapidly charged.

The ignition of gas is readily effected by Cottrell's rubber. Connecting the strip of metal, R, fig. 45, with an insulated metallic knob, B, placed within a quarter or an eighth of an inch of an uninsulated argand burner connected with the earth, at every downward stroke of the rubber a stream of sparks passes between the knob and burner. If gas be turned on, it is immediately ignited by the stream of sparks. Blowing out the flame and repeating the experiment, every stroke of the rubber infallibly ignites the gas.

Sulphuric ether, in a spoon which has been previously warmed, is thus ignited; but the ether soon cools by evaporation; its vapor is diminished by the cold, and it is then less easy to ignite. Bisulphide of carbon may be substituted for the ether, with the certainty that every stroke of the rubber will set it ablaze. The spark thus obtained also fires a mixture of oxygen and hydrogen. The two gases



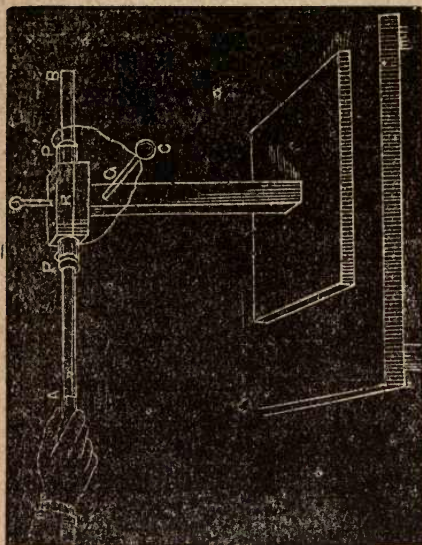


Fig. 46.

unite with explosion to form water, when an electric spark is passed through them.

Mr. Cottrell has also mounted his glass tube so as to render friction in both directions available. The *tube-machine* is represented in fig. 46. *A B* is the glass tube, clasped by the rubber, *R*. *P P'* are two strips of metal furnished with rows of points. From *P P'* wires proceed to the knob *c*, which is insulated by the horizontal stem, *G*. This insulating stem may be abolished with advantage, the wires from *P* and *P'* being rendered strong enough to support the ball *c*. At *c* sparks may be taken, a Leyden jar charged, the electric mill turned, while wires carried from it may be employed in experiments on ignition. I however strongly recommend to your attention the more simple rubber shown in fig. 44.

"Seldom," says Riess, "has an experiment done so much to develop the science to which it belongs as this of the ignition of bodies by the electric sparks." It aroused universal interest; and was repeated in all Royal houses. Money was ready for the further prosecution of electrical research. The experiment afterward spread among the people. Riess considers it probable that the general interest thus excited led to the discovery of the Leyden jar, which was made soon afterward.

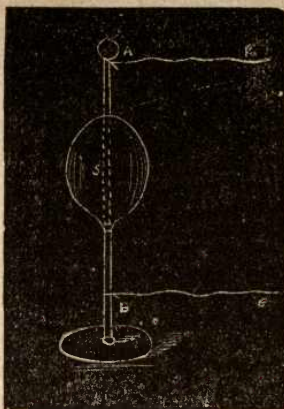


Fig. 47.

Klingenstierna astonished King Frederick of Sweden by igniting a spoon of alcohol with a piece of ice. With Cottrell's rubber and bisulphide of carbon this striking experiment is easily made, and you ought to render your knowledge complete by repeating it. At every stroke of the rubber the spark from the end of a pointed rod of ice infallibly sets the bisulphide on fire.

Cadogan Morgan, in 1785, sought to produce the electric spark in the interior of solid bodies. He inserted two wires into wood, and caused the spark to pass between them: the wood was illuminated with blood-red light, or with yellow light, according as the depth at which the spark was produced was greater or less. The spark of the Leyden jar produced within an ivory ball, an orange, an apple, or under the thumb, illuminates these bodies throughout. A lemon is especially suited to this




Fig. 48.



experiment, flashing forth at every spark as a spheroid of brilliant golden light. The manner in which the lemon is mounted on the brass stem B is shown in fig. 47. The spark occurs at *s*, in the interval between the stems A and B. A row of eggs in a glass cylinder is also brilliantly illuminated at the passage of every spark from a Leyden jar.

### § 25. Duration of the Electric Spark.

The duration of the electric spark is very brief; in a special case Sir Charles Wheatstone found it to be  $\frac{1}{210000}$ th of a second. This, however, was the maximum duration. In other cases it was less than the millionth of a second.

When a body is illuminated for an instant, the image of the body remains upon the retina of the eye for about one-fifth of a second. If, then, a body in swift motion be illuminated by an *instantaneous* flash, it will be seen to stand motionless for one-fifth of a second at the point where the flash falls upon it. A rifle bullet passing through the air, and illuminated by an electric flash, would be seen thus motionless; a circle like *D* *D'*, fig. 48, divided into black and white sectors, and rotating so quickly as to cause the sectors to blend to a uniform gray, appears, when illuminated by the spark of a Leyden jar, perfectly motionless, with all its sectors revealed. A falling jet of water, which appears contin-

uous, is resolved by the electric flash into its constituent drops. Lightning, as shown by Professor Dove, is similarly rapid in its discharge.

For a long time it was found almost impossible to ignite gunpowder by the electric spark. Its duration is so brief that the powder, when the discharge occurred in its midst, was simply scattered violently about. In 1787 Wolff introduced into the circuit through which the discharge passed a glass tube wetted on the inside. He thereby rendered the ignition certain. This was owing to the retardation of the spark by the imperfect conductor. Gun-cotton, phosphorus, and amadou, which are torn asunder by the unretarded sparks are ignited when the discharge is retarded by a tube of water. A wetted string is the usual means resorted to for retardation when gunpowder is to be discharged.

The instrument usually employed for the ignition of powder is the universal discharger. We make our own discharger thus: *r* and *r'* (fig. 49) are insulating rods of glass or sealing-wax, supporting two metal arms, the ends of which can be brought down upon the little central table *s*. One of the metal arms of the discharger being connected by a wire *e* with the earth, the separated ends of the two arms are surrounded with powder *s*. Sending through it the unretarded charge, the powder is scatter-

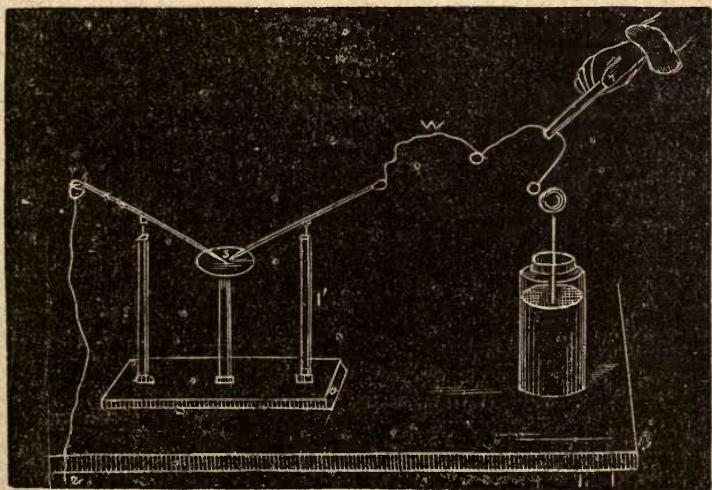


FIG. 49.






FIG. 50.

ed mechanically. Introducing the wet string *w* into the circuit, ignition infallibly occurs when the spark passes.

This is the place to fulfil our promise to ignite gunpowder by the "hand-jar." Fig. 50 explains the arrangement. *H* *H'* are the hands of the insulated person. *F* the hand of the uninsulated friend, *I* the india-rubber between both hands. The lead ball *B* is suspended by a wet string *s*. On the little stand *P*, connected with the earth, is placed the powder. The charging of the hand-jar is described in § 22. When charged, it is only necessary to bring the ball *B* down upon the powder to cause it to explode.

### § 26. *Electric Light in Vacuo.*

The electric light in vacuo was first observed by Picard in 1675. While carrying a barometer from the Observatory to the Porte St. Michel in Paris, he saw light in the upper portion of the tube. Sebastien and Cassini observed it afterwards in other barometers. John Bernouilli devised a "mercurial phosphorus," by shaking mercury in a tube which had been exhausted by an air-pump. This was handed to the King of Prussia—Frederick I.—who awarded for it a medal of forty ducats value. The great mathematician wrote a poem in honor of the occasion.




FIG. 51.

Bernouilli failed to explain the effect. The explanation was reserved for Hauksbee, who in 1705 took up the subject and experimented upon it before the Royal Society. On the plate of an air-pump he placed two bell-jars, one over the other. The outer and larger jar was open at the top. Into the opening Hauksbee fixed, air-tight, a funnel, which he stopped with a plug of wood and filled with mercury. He exhausted the space between the two jars, withdrew the wooden plug and allowed the mercury to stream against the outer surface of the inner jar. He thus obtained a shower of fire. This is a truly beautiful experiment when witnessed by an observer close at hand.

A copy of Hauksbee's own figure illustrating this experiment is annexed, fig. 51. *M* is the funnel containing the mercury, *P* the plug of wood, *S* the outer and *S'* the inner bell-jar. Instead of the plug *P*, an india-rubber tube, held by a clip, may be employed with advantage to connect the funnel with the exhausted jar. By gradually relaxing the clip the mercury may be made to fall at a rate corresponding to the maximum luminous effect. The streams of light produced are very beautiful, but they are more continuous than they are shown to be by Hauksbee.

In 1706 Hauksbee referred the phe-



nomenon to its true cause, namely, the friction between mercury and glass in the highly rarefied air. John Bernouilli ridiculed Hauksbee's explanation. But truth outlives ridicule, and it is now universally admitted that Hauksbee was right.

Hauksbee also made the following experiment, which, as shown by Riess, is explained by reference to the principle of induction. A hollow glass globe was mounted so as to be capable of quick rotation. It was exhausted, and while it rotated the hand was placed against it in the dark. It was positively electrified by the hand. This positive electricity acted inductively on the glass itself, attracting its negative, but discharging its positive as a luminous glow through the rarefied air within. Hauksbee was able to read by the light thus produced.

By such experiments it was shown that rarefied air favored the passage of electricity. Dry air is in fact an insulator, which must be broken through to produce the electric spark. Through an exhausted glass tube six feet long a discharge freely passes which would be incompetent to leap over the fiftieth part of this interval in air. But whereas the spark in air is dense and brilliant, the discharge in vacuo fills the exhausted tube with a diffuse light.

(It is here worthy of remark that at a very early period Grummert, a Pole, proposed the employment of this diffuse electric light to illuminate coal mines—a notion which has been revived in our day. The light in this form is not competent to ignite the explosive gases which produce such terrible disasters in mines.)

Priestley, in his "History of Electricity," thus describes the light in vacuo. "Take a tall receiver, very dry, and in the top of it insert with cement a wire not very acutely pointed, then exhaust the receiver and present the knob of the wire to the conductor, and every spark will pass through the vacuum in a broad stream of light, visible through the whole length of the receiver, be it ever so tall. This stream often divides itself into a variety of beautiful rivulets, which are continually changing their course, uniting and dividing again in the most pleasing manner. If a jar be discharged through

this vacuum, it gives the appearance of a very dense body of fire, darting directly through the centre of the vacuum without ever touching the sides."

Cavendish employed a double barometer-tube, bent into a form of a horseshoe, with its curved portion empty, to show the passage of electricity through a vacuum. It is really not the vacuum which conducts the electricity, but the highly attenuated air and vapor which fill the space above the barometric columns. When the mercury employed is carefully purged of air and moisture by previous boiling, the space above the mercury, as proved by Walsh, De Luc, Morgan, and Davy, is wholly incapable of conducting electricity. Similar experiments have been made in the laboratory of Mr. Gassiot, to whom we are indebted for so many beautiful electrical experiments. Professor Dewar has also brought his experimental skill to bear with success upon this subject.

Electricity, therefore, does not pass through a true vacuum; it requires ponderable matter to carry it. If a gold-leaf electroscope be kept at a distance from all conductors, it may be kept charged for an almost indefinite period in a good air-pump vacuum.

The matter rendered thus luminous by the electrical discharge is attracted and repelled like other electrified matter. "A finger," says Priestley, "put on the outside of the glass will draw it [the luminous stream] wherever a person pleases. If the vessel be grasped with both hands, every spark is felt like the pulsation of a great artery, and all the fire makes towards the hands. This pulsation is felt at some distance from the receiver; and in the dark a light is seen betwixt the hands and glass."

"All this," continues the historian of electricity, "while the pointed wire is supposed to be electrified positively; if it be electrified negatively the appearance is remarkably different. Instead of streams of fire, nothing is seen but one uniform luminous appearance, like a white cloud, or the milky-way on a clear starlight night. It seldom reaches the whole length of the vessel, but is generally only like a lucid ball at the end of the wire."

Of the two appearances here described



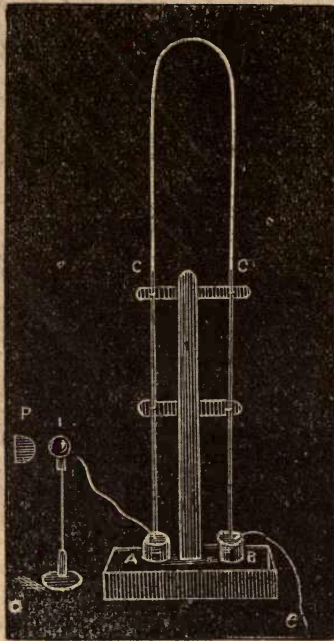


FIG. 52.

the former is now known as the *electric brush*, and the latter as the *electric glow*. Both can be produced in unconfined air. The glow is sometimes seen on the masts of ships, and it is mentioned by the ancients as appearing on the points of lances. It is called St. Ermo's or St. Elmo's fire, after the sailors' saint, Erasmus, who suffered martyrdom at Gaeta, at the beginning of the fourth century.

The purple color of the diffused light in attenuated air was noticed by Hauksbee. The color depends upon the residue of attenuated gas, or vapor, through which the discharge passes. If it be an oxygen-residue the light is whitish, if it be a hydrogen-residue the light is red, if a nitrogen-residue the light is purple, exactly resembling that displayed at times by the aurora borealis—a color doubtless due to the discharge of electricity through the attenuated nitrogen of the air.

Electric light in vacuo is readily produced by the friction of an amalgamated rubber against the outside of an exhausted tube. The light is also produced by the friction of mercury within a barometric vacuum. The discharges through tubes

many feet in length and exhausted by an air-pump are very fine. The double barometer tube of Cavendish also yields a truly splendid bow of light, when a strong electric discharge is sent through it. For this experiment fig. 52 shows the best arrangement. *P* is the prime conductor of an electrical machine, *i* an insulated metal ball, connected by a wire with the mercury trough *A*. The trough *B* is connected by a wire with the earth. *c* and *c'* mark the height of the mercurial columns. When the machine is worked sparks pass from *P* to *i*, a vivid bow of light at each passage stretching from *c* to *c'*. By causing *i* to approach *P*, the discharges become more frequent, but more feeble; by augmenting the distance *P i*, the sparks become rarer, but more strong. When very strong, a bow of dazzling brilliancy accompanies every spark.\*

Small tubes for these experiments are best obtained from philosophical instrument makers

### § 27. *Lichtenberg's Figures.*

Lichtenberg devised a means of revealing the condition of an electrified surface by dusting it with powder. Red lead, in passing through meslin, is positively electrified; flower of sulphur is negatively electrified. Whisking a fox's brush over a cake of resin, and drawing over the surface the knob of a Leyden jar, positively charged, the resin is rendered in part negative and in part positive. Dusting the mixed powder over the surface, the sulphur arranges itself over the positive places, and the red lead over the negative places, a very beautiful pattern being the result.

This experiment of Lichtenberg's constituted the germ of Chladni's important acoustical researches. "Chladni's figures" were the direct offspring of "Lichtenberg's figures."

### § 28. *Surface Compared with Mass. Distribution of Electricity in Hollow Conductors.*

Monnier proved that the charge of a

\* It is well to have the interval *P i* at some distance from the bow, so that the light of the spark shall not impair the effect of the discharge upon the eye.






FIG. 52.

conductor depended upon its surface, and not upon its solid contents. An anvil weighing 200 pounds gave a smaller spark than a speaking trumpet weighing 10 pounds. A solid ball of lead gave a spark only of the same force as that obtained from a piece of thin lead of the same superficies, bent into the form of a hoop. Finally Mounier obtained a strong spark from a long strip of sheet lead, but a very small one when it was rolled into a lamp.

Le Roi and D'Arcy showed that a hollow sphere accepted the same charge when empty as when filled with mercury, which augmented its weight sixty-fold. And this proves the influence of *surface* as distinguished from *mass*.

The distribution of electricity is well illustrated by the department of hollow bodies. Impart by your carrier (fig. 15) successive measures of electricity to the interior of an insulated ice-pail, or a pewter pot. On testing the interior of the vessel with the carrier and an electroscope no electricity is found there; but it is found on the external surface. A hat suspended by silk strings answers as well as the ice-pail.

This experiment with the hat is a very instructive one. The hat may be charged either with Cottrell's rubber or with your rubbed glass tube.

Notice, when testing, that you take your strongest charges from the edges and not from the round or flat surface of the hat. The strongest charge of all is communicated to the carrier by the leaf of the hat.

The successive charges may be communicated to the hat by a metal ball suspended by silk. The charged ball, on touching the interior surface, becomes completely unelectric.

Franklin placed a long chain in a silver tea-pot which he electrified. Connecting his teapot with a pith-ball electroscope he produced a divergence. Then lifting the chain by a silk string he found that over the portion outside the teapot the electricity diffused itself, this withdrawal of the electricity from the electroscope being announced by the partial collapse of the divergent pith-balls.

The mode of repeating this experiment is shown in fig. 53, where *t* is the teapot, supported on a good glass tumbler *g*, and connected by the wire *w* with the



electroscope *E*. The effect is small, but distinct.

The greatest experiment with hollow conductors was made by Faraday, who placed himself in a cubical chamber built of laths and covered with paper and wire gauze. It was suspended by silk ropes. Within this chamber he could not detect the slightest sign of electricity, however delicate his electroscope, and however strongly the sides of the chamber might be electrified.

§ 29. *Physiological Effects of the Electric Discharge.*

The physiological effect of the electric shock has been studied in various ways. Graham caused a number of persons to lay hold of the same metal plate, which was connected with the outer coating of a charged Leyden jar, and also to lay hold of a rod by which the jar was discharged. The shock divided itself equally among them.

The Abbé Nollet formed a line of one hundred and eighty guardsmen, and sent the discharge through them all. He also killed sparrows and fishes by the shock. The analogy of these effects with those produced by thunder and lightning could not escape attention, nor fail to stimulate inquiry.

Indeed, as experimental knowledge increased, men's thoughts became more definite and exact as regards the relation of electrical effects to thunder and lightning. The Abbé Nollet thus quaintly expresses himself: "If any one should take upon him to prove, from a well-connected comparison of phenomena, that thunder is, in the hands of Nature, what electricity is in ours, and that the wonders which we now exhibit at our pleasure are little imitations of those great effects which frighten us; I avow that this idea, if it was well supported, would give me a great deal of pleasure." He then points out the analogies between both, and continues thus: "All those points of analogy, which I have been some time meditating, begin to make me believe that one might, by taking electricity as the model, form to one's self in relation to thunder and lightning, more perfect and more probable ideas than what have been offered hitherto."\*

\* Priestley's "History of Electricity," pp. 151-52.

These views were prevalent at the time now referred to, and out of them grew the experimental proof by the great physical philosopher, Franklin, of the substantial identity of the lightning flash and the electric spark.

Franklin was twice struck senseless by the electric shock. He afterwards sent the discharge of two large jars through six robust men; they fell to the ground and got up again without knowing what had happened; they neither heard nor felt the discharge. Priestley, who made many valuable contributions to electricity, received the charge of two jars, but did not find it painful.

This experience agrees with mine. Some time ago I stood in this room with a charged battery of fifteen large Leyden jars beside me. Through some awkwardness on my part I touched the wire leading from the battery, and the discharge went through me. For a sensible interval life was absolutely blotted out, but there was no trace of pain. After a little time consciousness returned; I saw confusedly both the audience and the apparatus, and concluded from this, and from my own condition, that I had received the discharge. To prevent the audience from being alarmed, I made the remark that it had often been my desire to receive such a shock accidentally, and that my wish had at length been fulfilled. But though the *intellectual* consciousness of my position returned with exceeding rapidity, it was not so with the *optical* consciousness. For, while making the foregoing remark, my body presented to my eyes the appearance of a number of separate pieces. The arms, for example, were detached from the trunk and suspended in the air. In fact, memory and the power of reasoning appeared to be complete, long before the restoration of the optic nerve to healthy action.

This may be regarded as an experimental proof that people killed by lightning suffer no pain.

§ 30. *Atmospheric Electricity.*

The air at all times can be proved to be a reservoir of electricity, which undergoes periodic variation. We have seen that ingenious men began soon to suspect a common origin for the crack-





FIG. 54.

ling and light of the electric spark, and thunder and lightning. The greatest investigator in this field is the celebrated Dr. Franklin. He made an exhaustive comparison of the effects of electricity and those of lightning. The lightning flash he saw was of the same shape as the elongated electric spark; like electricity, lightning strikes pointed objects in preference to others; lightning pursues the path of least resistance; it burns, dissolves metals, rends bodies asunder, and strikes men blind. Franklin imitated all these effects, striking a pigeon blind, and killing a hen and turkey by the electrical discharge. I place before you in fig. 54, with a view to its comparison with a discharge of forked lightning, the long spark obtained from an effective ebonite machine, furnished with a conductor of a special construction, which favors length of spark.

Having completely satisfied his mind by this comparison of the identity of both agents, Franklin proposed to draw electricity from the clouds by a pointed rod erected on a high tower. But before the tower could be built he succeeded in his object by means of a kite with a pointed wire attached to it. The electricity descended by the hempen string which held the kite, to a key at the end of it, the key being separated from the observer by a silken string held in the hand. Franklin thus obtained sparks, and charged a Leyden phial with atmospheric electricity.

But, spurred by Franklin's researches, an observer in France had previously proved the electrical character of lightning. A translation of Franklin's writings on the subject fell into the hands of the naturalist Buffon, who requested his friend D'Alibard to revise the translation. D'Alibard was thus induced to erect an iron rod 40 feet long, supported by silk strings, and ending in a sentry-

box. It was watched by an old dragoon named Coiffier, who on the 10th of May, 1752, heard a clap of thunder, and immediately afterwards drew sparks from the end of the iron rod.

The danger of experiments with metal rods was soon illustrated. Professor Richmann of St. Petersburg had a rod raised three or four feet above the tiles of his house. It was connected by a chain with another rod in his room; the latter rod resting in a glass vessel, and being therefore insulated from the earth. On the 6th of August, 1753, a thunder cloud discharged itself against the external rod; the electricity passed downwards along the chain; on reaching the rod below, it was stopped by the glass vessel, darted to Richmann's head, which was about a foot distant, and killed him on the spot. Had a perfect communication existed between the lower rod and the earth, the lightning in this case would have expended itself harmlessly.

In 1749 Franklin proposed lightning conductors. He repeated his recommendation in 1753. He was opposed on two grounds. The Abbé Nollet, and those who thought with him, considered it as impious to ward off heaven's lightnings, as for a child to ward off the chastening of its father. Others thought that the conductors would "invite" the lightning to break upon them. A long discussion was also carried on as to whether the conductors should be blunt or pointed. Wilson advocated blunt conductors against Franklin, Cavendish, and Watson. He so influenced George III., hinting that the points were a republican device to injure his Majesty, that the pointed conductors on Buckingham House were changed for others ending in balls. Experience of the most varied kind has justified the employment of pointed conductors. In 1769 St.






FIG. 55.

Paul's Cathedral was first protected.

The most decisive evidence in favor of conductors was obtained from ships; and such evidence was needed, to overcome the obstinate prejudice of seamen. Case after case occurred in which ships unprotected by conductors were singled out from protected ships, and shattered or destroyed by lightning. The conductors were at first made movable, being hoisted on the approach of a thunderstorm; but these were finally abandoned for the fixed lightning conductors devised by the late Sir Snow Harris. The saving of property and life by this obvious outgrowth of electrical research is incalculable.

### § 31. *The Returning Stroke.*

In the year 1779 Charles, Viscount Mahon, afterward Earl Stanhope, published his "Principles of Electricity." On the title-page of the book stands the following remark:—"This treatise comprehends an explanation of an electrical *returning stroke*, by which fatal effects may be produced even at a vast distance from the place where the lightning falls."

Lord Mahon's experiments, which are models of scientific clearness and precision, will be readily understood by ref-

erence to the principles of electric induction, with which you are now so familiar. It need only be noted here that whenever he speaks of a body being plunged in an "electrical atmosphere," he means that the body is exposed to the inductive action of a second electrified body, which latter he supposed to be surrounded by such an atmosphere.

A few extracts from his work will give a clear notion of the nature of his discovery:

"I placed an insulated metallic cylinder, *A B*, fig. 55, within the electrical atmosphere of the prime conductor [*P C*] when charged, but beyond the striking distance. The distance between the near end *A* of the insulated metallic body and the side of the prime conductor was 20 inches. The body *A B* was of brass, of a cylindrical form, 18 inches long, by two inches in diameter. I then placed another insulated brass body *E F*, 40 inches long by about  $3\frac{1}{2}$  inches in diameter, with its end *E* at the distance of about one-tenth of an inch from the end *B* of the other metallic body *A B*. I electrified the prime conductor. All the time that it was receiving its *plus* charge of electricity there passed a great number of weak (red or






FIG. 53.

purple) sparks from the end *B* of the near body *A B* into the end *E* of the remote body *E F*."

Make clear to your mind the origin of this stream of weak red or purple sparks. It is obviously due to the inductive action of the prime conductor *P C* upon the body *A B*. The positive electricity of *A B* being repelled by the prime conductor, passed as a stream of sparks to *E F*.

"When the prime conductor, having received its full charge, came suddenly to discharge, with an explosion, its superabundant electricity on a large brass ball *L*, which was made to communicate with the earth, it always happened that the electrical fluid, which had been gradually expelled from the body *A B* and driven into the body *E F*, did suddenly return from the body *E F* into the body *A B*, in a strong and bright spark, at the very instant that the explosion took place upon the ball *L*.

"This I call the electrical *returning stroke*."

For the two conductors Lord Mahon then substituted his own body and that of another person, both of them standing upon insulating stools. He continues thus :

"I placed myself upon an insulating stool *E* (fig. 56), so as to have my right arm *A* at the distance of about 20 inches from a large prime conductor ; another person, standing upon another insulating

stool *K*, brought his right hand *F* within one-quarter of an inch of my left hand *B*.

"When the prime conductor began to receive its plus charge of electricity, we felt the electrical fluid running out of my hand *B* into his hand *F*.

"When we separated our hands *B* and *F* a little, the electricity passed between us in small sparks, which sparks increased in sharpness the farther we removed our hands *B* and *F* asunder, until we had brought them quite out of a striking distance. The intervals of time between these *departing sparks* increased also the more the distance between our hands *B* and *F* was increased, as must necessarily be the case.

"As soon as the prime conductor came suddenly to discharge its electricity upon the ball *L*, the superabundant electricity which the other person had received from my body did then return from him to me in a sharp spark, which issued from his hand *F* at the very instant that the explosion of the prime conductor took place upon the ball *L*.

"I still continued upon the insulating stool *K*, and I desired the other person to stand upon the floor. The returning stroke between us was *still stronger* than it had yet been. The reason of it was this : The other person being no longer insulated, transmitted his superabundant electricity freely into the earth. I consequently became still more negative than before.

"Now, when the returning stroke



came to take place, not only the electricity which had passed from my body into the body of the other person, but also the electricity which had passed from my body into the earth (through the other person), did suddenly return upon me from his hand *r* to my hand *b*, at the same instant that the discharge of the prime conductor took place upon the ball *l*. This caused the returning stroke to be stronger than before."

Lord Mahon fused metals, and produced strong physiological effects by the return stroke.

In nature disastrous effects may be produced by the return stroke. The earth's surface, and animals or men upon it, may be powerfully influenced by one end of an electrified cloud. Discharge may occur at the other end, possibly miles away. The restoration of the electric equilibrium by the return shock may be so violent as to cause death.

This was clearly seen and illustrated by Lord Mahon. Fig. 57 is a reduced copy of his illustration. *A B C* is the electrified cloud, the two ends of which, *A* and *C*, come near the earth. The discharge occurs at *C*. A man at *r* is killed by the returning stroke, while the people at *D*, nearer to the place of discharge, and farther from the cloud, are uninjured.

With the view of still further testing your knowledge of induction, I have here copied a portion of this admirable essay; but the entire memoir of Lord Mahon would constitute a most useful and interesting lesson in electricity.

For our own instruction we can illustrate the return shock thus:—Connect one arm of your universal discharger, fig. 49, with a conductor like *c*, fig. 20, and the other arm with the earth. Bring *c* within a few inches of your prime conductor, but not within striking distance; on working the machine a stream of feeble sparks will pass from point to point of the discharger. Let the prime conductor be discharged from time to time by an assistant; at every discharge the returning stroke is announced by a flash between the points of the discharger at *s*. If gun-cotton with a little fulminating powder scattered on it, or a fine silver wire, be introduced between the points of the discharger, the one is exploded and the other deflagrated.

The stream of repelled sparks first seem may be entirely abolished by establishing an *imperfect* connection between the conductor *c* and the earth: a chain resting upon the dry table on which the conductor stands will do. The chain permits the feebler sparks to pass through it in



FIG. 57.



FIG. 58.



preference to crossing the space  $s$ ; but the returning stroke is too strong and sudden to find a sufficiently open channel through the table and chain, and on the discharge of the prime conductor the spark is seen.

It was the action of the return shock upon a dead frog's limbs, observed in the laboratory of Professor Galvani, that led to Galvani's experiments on animal electricity; and led further to the discovery, by Volta, of the electricity which bears his name.

§ 32. *The Leyden Battery, its Currents, and some of their Effects.*

In the ordinary Leyden battery described in § 19 all the inner coatings are connected together, and all the outer coatings are also connected together. Such a battery acts as a single large jar of extraordinary dimensions.

Wires are warmed by a moderate electric discharge; by augmenting the charge they are caused to glow; with a strengthened charge the metal is torn to pieces; fusion follows; and by still stronger charges the wires are reduced to metallic dust and vapor.

For such experiments the wire must be thin. Without resistance we can have no heat, and when the wire is thick we have little resistance. The mechanism of the discharge, as shown by the figures produced, is different in different wires. The figure produced by the dust of a deflagrated silver wire on white paper is shown in fig. 58.

When the discharge of a powerful battery is sent through a long steel chain with the ends of its links unsoldered, the sparks between the unsoldered links carry the incandescent particles of the steel along with them. These are consumed in the air, a momentary blaze occurring along the entire chain. Chain cables have been fused by being made the channels of a flash of lightning.

Retaining our conception of an electric fluid, at this point we naturally add to it the conception of a *current*. It is the electric current which produces the effects just described. In many of our former experiments we had electricity at rest (static electricity), here we have electricity in motion (dynamic electricity).

Sending the current from a battery

through a flat spiral (the primary) formed of fifty or sixty feet of copper wire, and placing within a little distance of it a second similar spiral (the secondary) with its ends connected; the passage of the current in the first spiral excites in the second a current, which is competent to deflagrate wires, and to produce all the other effects of the electrical discharge. Even when the spirals are some feet asunder, the shock produced by the secondary current is still manifest.

The current from the secondary spiral may be carried round a third; and this third spiral may be allowed to act upon a fourth, exactly as the primary did upon the secondary. A tertiary current is thus evoked by the secondary in the fourth spiral.

Carrying this tertiary current round a fifth spiral, and causing it to act inductively upon a sixth, we obtain in the latter a current of the fourth order. In this way we generate a long progeny of currents, all of them having the current sent from the battery through the first spiral for a common progenitor. To Prof. Henry of the United States, and to Prof. Riess of Berlin, we are indebted for the investigation of the laws of these currents. These researches, however, were subsequent to, and were indeed suggested by, experiments of a similar character previously made by Faraday with Voltaic electricity.

Besides the electricity of friction and induction we have the following sources and forms of this power.

The contact of dissimilar metals produces electricity.

The contact of metals with liquids produces electricity.

A mere variation of the character of the contact of two bodies produces electricity.

Chemical action produces a continuous flow of electricity (Voltaic electricity).

Heat, suitably applied to dissimilar metals, produces a continuous flow of electricity (thermo-electricity).

The heating and cooling of certain crystals produce electricity (pyro-electricity).

The motion of magnets, and of bodies carrying electric currents, produces electricity (magneto-electricity).

The friction of sand against a metal



plate produces electricity.

The friction of condensed water-particles against a safety valve, or better still against a box-wood nozzle through which steam is driven, produces electricity (Armstrong's hydro-electric machine).

These are different manifestations of one and the same power; and they are all evoked by an equivalent expenditure of some other power.

#### *Conclusion.*

Our experimental researches end here. I would now bespeak your attention for five minutes longer. The expensiveness of apparatus is sometimes urged as an obstacle to the introduction of science into schools. I hope it has been shown that the obstacle is not a real one. Leaving out of account the few larger experiments, which have contributed but little to our knowledge, it is manifest that the wise expenditure of a couple of guineas would enable any competent teacher to place the leading facts and principles of frictional electricity completely at the command of his pupils; giving them thereby precious knowledge, and still more precious intellectual discipline—a discipline which invokes observation, reflection, provision by the exercise of reason, and experimental verification.

And here, if I might venture to do so, I would urge upon the science teachers of our public and other schools that the immediate future of science as a factor in English education depends mainly upon them. I would respectfully submit to them whether it would not be a mistake to direct their attention at present to the collection of costly apparatus. Their principal function just now is to arouse a love for scientific study. This is best done by the exhibition of the needful facts and principles with the simplest possible appliances, and by bringing their pupils into contact with actual experimental work.

The very time and thought spent in devising such simple instruments will give the teacher himself a grasp and mastery of his subject which he could not otherwise obtain; but it ought to be known by the head masters of our schools that time is needed, not only for devising such instruments, but also for preparing the experiments to be made with them after

they have been devised. No science teacher is fit to meet his class without this distinct and special preparation before every lesson. His experiments are part and parcel of his language, and they ought to be as strict in logic, and as free from stammering, as his spoken words. To make them so may imply an expenditure of time which few head masters now contemplate, but it is a necessary expenditure, and they will act wisely in making provision for it.

To them, moreover, in words of friendly warning, I would say, make room for science by your own healthy and spontaneous action, and do not wait until it is forced upon you by revolutionary pressure from without. The condition of things now existing cannot continue. Its simple statement suffices to call down upon it the condemnation of every thoughtful mind. With reference to the report of a Commission appointed last year to inquire into the scientific instruction of this country, Sir John Lubbock writes as follows:—"The Commissioners have published returns from more than a hundred and twenty of the larger endowed schools. In more than half of these no science whatever is taught; only thirteen have a laboratory, and only eighteen possess any scientific apparatus. Out of the whole number, less than twenty schools devote as much as four hours a week to science, and only thirteen attach any weight at all to scientific subjects in the examinations."

Well may the Commissioners pronounce such a state of things to be nothing less than a national calamity! If persisted in, it will assuredly be followed by a reaction which the truest friends of classical culture in England will have the greatest reason to deplore.

---

## APPENDIX.

---

### AN ELEMENTARY LECTURE ON MAGNETISM.\*

WE have no reason to believe that the sheep or the dog, or, indeed, any of the lower animals, feel an interest in the laws

\* From the author's volume, "Fragments of Science."



by which natural phenomena are regulated. A bird may be terrified by a thunder-storm; birds may go to roost, and a file return to their stalls during a solar eclipse; but neither birds nor cattle, as far as we know, ever think of inquiring into the causes of these things. It is otherwise with man. The presence of natural objects, the occurrence of natural events, the varied appearances of the universe in which he dwells, penetrate beyond his organs of sense, and appeal to an inner power of which the senses are the mere instruments and excitants. No fact is to him either final or original. He cannot limit himself to the contemplation of it alone, but endeavors to ascertain its position in a series to which the constitution of his mind assures him it must belong. He regards all that he witnesses in the present as the efflux and sequence of something that has gone before, and as the source of a system of events which is to follow. The notion of spontaneity, by which in his ruder state he accounted for natural events, is abandoned; the idea that Nature is an aggregate of independent parts also disappears, as the connection and mutual dependence of physical powers become more and more manifest; until he is finally led, and that chiefly by the science of which I happen this evening to be the exponent, to regard Nature as an organic whole, as a body each of whose members sympathizes with the rest, changing, it is true, from ages to ages, but without one real break of continuity, or a single interruption of the fixed relations of cause and effect.

The system of things which we call Nature is, however, too vast and various to be studied first-hand by any single mind. As knowledge extends there is always a tendency to subdivide the field of investigation, its various parts being taken up by different individuals, and thus receiving a greater amount of attention than could possibly be bestowed on them if each investigator aimed at the mastery of the whole. East, west, north, and south, the human mind pushes its conquests; but the centripetal form in which knowledge, as a whole, advances, spreading ever wider on all sides, is due in reality to the exertions of individuals, each of whom directs his efforts, more or less, along a single line. Accepting, in many respects, his culture from his fellow-men, taking it from spoken words and from written books, in some one direction, the student of nature must actually touch his work. He may otherwise be a distributor of knowledge, but not a creator, and fails to attain that vitality of thought and correctness of judgment which direct and habitual contact with natural truth can alone impart.

One large department of the system of Nature which forms the chief subject of my own studies, and to which it is my duty to call your attention this evening, is that of physics, or natural philosophy. This term is large enough to cover the study of Nature generally, but it is usually restricted to a department which, perhaps, lies closer to our perceptions than any other. It deals with the

phenomena and laws of light and heat—with the phenomena and laws of magnetism and electricity—with those of sound—with the pressures and motions of liquids and gases, whether in a state of translation or of undulation. The science of mechanics is a portion of natural philosophy, though at present so large as to need the exclusive attention of him who would cultivate it profoundly. Astronomy is the application of physics to the motions of the heavenly bodies, the vastness of the field causing it, however, to be regarded as a department in itself. In chemistry physical agents play important parts. By heat and light we cause bodies to combine, and by heat and light we decompose them. Electricity tears asunder the locked atoms of compounds, through their power of separating carbonic acid into its constituents; the solar beams build up the whole vegetable world, and by it the animal, while the touch of the self-same beams causes hydrogen and chlorine to unite with sudden explosion and form by their combination a powerful acid. Thus physics and chemistry intermingle, physical agents being employed by the chemist as a means to an end; while in physics proper the laws and phenomena of the agents themselves, both qualitative and quantitative, are the primary objects of attention.

My duty here to-night is to spend an hour in telling how this subject is to be studied, and how a knowledge of it is to be imparted to others. When first invited to do this, I hesitated before accepting the responsibility. It would be easy to entertain you with an account of what natural philosophy has accomplished. I might point to those applications of science regarding which we hear so much in the newspapers, and which we often find mistaken for science itself. I might, of course, ring changes on the steam-engine and the telegraph, the electrotype and the photograph, the medical applications of physics, and the million other inlets by which scientific thought filters into practical life. That would be easy compared with the task of informing you how you are to make the study of physics the instrument of your own culture, how you are to possess its facts and make them living seeds which shall take root and grow in the mind, and not lie like dead lumber in the storehouse of memory. This is a task much heavier than the mere cataloguing of scientific achievements; and it is one which, feeling my own want of time and power to execute it aright, I might well hesitate to accept.

But let me sink excuses, and attack the work to the best of my ability. First and foremost, then, I would advise you to get a knowledge of facts from actual observation. Facts looked at directly are vital; when they pass into words half the sap is taken out of them. You wish, for example, to get a knowledge of magnetism; well, provide yourself with a good book on the subject, if you can, but do not be content with what the book tells you; do not be satisfied with its descriptive wood-cuts; see the actual thing



yourself. Half of our book-writers describe experiments which they never made, and their descriptions often lack both force and truth; but no matter how clever or conscientious they may be, their written words cannot supply the place of actual observation. Every fact has numerous radiations, which are shorn off by the man who describes it. Go, then, to a philosophical instrument-maker, and give, according to your means, for a straight bar-magnet, say, half a crown, or, if you can afford it, five shillings for a pair of them; or get a smith to cut a length of ten inches from a bar of steel an inch wide and half an inch thick; file its ends decently, harden it, and get somebody like myself to magnetize it. Two bar-magnets are better than one. Procure some darning-needles such as these. Provide yourself also with a little unspun silk; which will give you a suspending fibre void of torsion; make a little loop of paper or of wire, thus, and attach your fibre to it. Do it neatly. In the loop place your darning-needle, and bring the two ends or poles, as they are called, of your magnet successively up to either end of the needle. Both the poles, you find, attract both ends of the needle. Replace the needle by a bit of annealed iron wire, the same effects ensue. Suspend successively little rods of lead, copper, silver, or brass, of wood, glass, ivory, or whalebone; the magnet produces no sensible effect upon any of these substances. You thence infer a special property in the case of steel and iron. Multiply your experiments, however, and you will find that some other substances besides iron are acted upon by your magnet. A rod of the metal nickel, or of the metal cobalt, from which the blue color used by painters is derived, exhibits powers similar to those observed with the iron and steel.

In studying the character of the force you may, however, confine yourself to iron and steel, which are always at hand. Make your experiments with the darning-needle over and over again; operate on both ends of the needle; try both ends of the magnet. Do not think the work stupid; you are conversing with Nature, and must acquire a certain grace and mastery over her language; and these practice can alone impart. Let every movement be made with care, and avoid slovenliness from the outset. In every one of your experiments endeavor to feel the responsibility of a moral agent. Experiment, as I have said, is the language by which we address Nature, and through which she sends her replies; in the use of this language a lack of straightforwardness is as possible and as prejudicial as in the spoken language of the tongue. If you wish to become acquainted with the truth of Nature, you must from the first resolve to deal with her sincerely.

Now remove your needle from its loop, and draw it from end to end along one of the ends of the magnet; re-suspend it, and repeat your former experiment. You find the result different. You now find that each extremity of the magnet attracts one end of the needle

and repels the other. The simple attraction observed in the first instance is now replaced by a *dual* force. Repeat the experiment till you have thoroughly observed the ends which attract and those which repel each other.

Withdraw the magnet entirely from the vicinity of your needle, and leave the latter freely suspended by its fibre. Shelter it as well as you can from currents of air, and if you have iron buttons on your coat, or a steel penknife in your pocket, beware of their action. If you work at night, beware of iron candlesticks, or of brass ones with iron rods inside. Freed from such disturbances, the needle takes up a certain determinate position. It sets its length nearly north and south. Draw it aside from this position and let it go. After several oscillations it will again come to it. If you have obtained your magnet from a philosophical instrument-maker, you will see a mark on one of its ends. Supposing, then, that you drew your needle along the end thus marked, and that the eye-end of your needle was the last to quit the magnet, you will find that the eye turns to the south, the point of the needle turning toward the north. Make sure of this, and do not take this statement on my authority.

Now take a second darning-needle like the first, and magnetize it in precisely the same manner: freely suspended it also will turn its point to the north and its eye to the south. Your next step is to examine the action of the two needles which you have thus magnetized upon each other.

Take one of them in your hand, and leave the other suspended; bring the eye-end of the former near the eye-end of the latter; the suspended needle retreats: it is repelled. Make the same experiment with the two points, you obtain the same result, the suspended needle is repelled. Now cause the dissimilar ends to act on each other—you have attraction—point attracts eye and eye attracts point. Prove the reciprocity of this action by removing the suspended needle, and putting the other in its place. You obtain the same result. The attraction, then, is mutual, and the repulsion is mutual, and you have thus demonstrated in the clearest manner the fundamental law of magnetism, that like poles repel, and that unlike poles attract each other. You may say that this is all easily understood without doing; but *do it*, and your knowledge will not be confined to what I have uttered here.

I have said that one end of your magnet has a mark upon it; lay several silk fibres together, so as to get sufficient strength, or employ a thin silk ribbon, and form a loop large enough to hold your magnet. Suspend it; it turns its marked end toward the north. This marked end is that which in England is called the north pole. If a common smith has made your magnet, it will be convenient to determine its north pole yourself, and to mark it with a file. You vary your experiments by causing your magnetized darning-needle to attract and repel your large magnet; it is quite competent to do so. In mag-



netting the needle I have supposed the eye-end to be the last to quit the marked end of the magnet; that end of the needle is a south pole. The end which last quits the magnet is always opposed in polarity to the end of the magnet with which it has been in contact. Brought near each other they mutually attract, and thus demonstrate that they are unlike poles.

You may perhaps learn all this in a single hour; but spend several at it, if necessary; and remember, understanding it is not sufficient: you must obtain a manual aptitude in addressing Nature. If you speak to your fellow-man, you are not entitled to use jargon. Bad experiments are jargon addressed to Nature, and just as much to be deprecated. A manual dexterity in illustrating the interaction of magnetic poles is of the utmost importance at this stage of your progress, and you must not neglect attaining this power over your implements. As you proceed, moreover, you will be tempted to do more than I can possibly suggest. Thoughts will occur to you which you will endeavor to follow out; questions will arise which you will try to answer. The same experiment may be twenty things to twenty people. Having witnessed the action of pole on pole through the air, you will perhaps try whether the magnetic power is not to be screened off. You use plates of glass, wood, slate, pasteboard, or gutta-percha, but find them all pervious to this wondrous force. One magnetic pole acts upon another through these bodies as if they were not present. And should you become a patentee for the regulation of ships' compasses, you will not fall, as some projectors have done, into the error of screening off the magnetism of the ship by the interposition of such substances.

If you wish to teach a class you must contrive that the effects which you have thus far witnessed for yourself shall be witnessed by twenty or thirty pupils. And here your private ingenuity must come into play. You will attach bits of paper to your needles, so as to render their movements visible at a distance, denoting the north and south poles by different colors, say green and red. You may also improve upon your darning-needle. Take a strip of sheet-steel, the rib of a lady's stays will answer, heat it to vivid redness and plunge it into cold water. It is thereby hardened—rendered, in fact, almost as brittle as glass. Six inches of this, magnetized in the manner of the darning-needle, will be better able to carry your paper indexes. Having secured such a strip, you proceed thus:

Magnetize a small sewing-needle and determine its poles; or, break half an inch or an inch off your magnetized darning-needle, and suspend it by a fine silk fibre. The sewing-needle or the fragment of the darning-needle is now to be used as a test-needle to examine the distribution of the magnetism in your strip of steel. Hold the strip upright in your left hand, and cause the test-needle to approach the lower end of your strip; one end is attracted the other is repelled. Raise your

needle along the strip; its oscillations, which at first were quick, become slower; opposite the middle of the strip they cease entirely; neither end of the needle is attracted; above the middle the test-needle turns suddenly round, its other end being now attracted. Go through the experiment thoroughly; you thus learn that the entire lower half of the strip attracts one end of the needle, while the entire upper half attracts the opposite end. Supposing the north end of your little needle to be that attracted below, you infer that the entire lower half of your magnetized strip exhibits south magnetism, while the entire upper half exhibits north magnetism. So far, then, you have determined the distribution of magnetism in your strip of steel.

You look at this fact, you think of it; in its suggestiveness the value of the experiment chiefly consists. The thought arises, "What will occur if I break my strip of steel across in the middle? Shall I obtain two magnets, each possessing a single pole?" Try the experiment; break your strip of steel, and test each half as you tested the whole. The mere presentation of its two ends in succession to your test-needle suffices to show you that you have *not* a magnet with a single pole, that each half possesses two poles with a neutral point between them. And if you again break the half into two other halves, you will find that each quarter of the original strip exhibits precisely the same magnetic distribution as the strip itself. You may continue the breaking process; no matter how small your fragment may be, it still possesses two opposite poles and a neutral point between them. Well, your hand craves to break where breaking becomes a mechanical impossibility: but does the mind stop there? No; you follow the breaking process in idea when you can no longer realize it in fact; your thoughts wander amid the very atoms of your steel, and you conclude that each atom is a magnet, and that the force exerted by the strip of steel is the mere summation or resultant of the forces of its ultimate particles.

Here, then, is an exhibition of power which we can call forth or cause to disappear at pleasure. We magnetize our strip of steel by drawing it along the pole of a magnet; we can demagnetize it, or reverse its magnetism, by properly drawing it along the same pole in the opposite direction. What, then, is the real nature of this wondrous change? What is it that takes place among the atoms of the steel when the substance is magnetized? The question leads us beyond the region of sense, and into that of imagination. This faculty, indeed, is the divining-rod of the man of science. Not, however, an imagination which catches its creations from the air, but one informed and inspired by facts, capable of seizing firmly on a physical image as a principle, of discerning its consequences, and of devising means whereby these forecasts of thought may be brought to an experimental test. If such a principle be adequate to account for all the phenomena, if from an assumed cause the observed facts necessarily follow, we call the as-



sumption a theory, and, once possessing it, we can not only revive at pleasure facts already known, but we can predict others which we have never seen. Thus, then, in the prosecution of physical science, our powers of observation, memory, imagination, and inference, are all drawn upon. We observe facts and store them up; imagination broods upon these memories, and by the aid of reason tries to discern their interdependence. The theoretic principle flashes, or slowly dawns upon the mind, and then the deductive faculty interposes to carry out the principle to its logical consequences. A perfect theory gives dominion over natural facts; and even an assumption which can only partially stand the test of a comparison with facts, may be of eminent use in enabling us to connect and classify groups of phenomena. The theory of magnetic fluids is of this latter character, and with it we must now make ourselves familiar.

With the view of stamping the thing more firmly on your minds, I will make use of a strong and vivid image. In optics, red and green are called complementary colors; their mixture produces *white*. Now I ask you to imagine each of these colors to possess a self-repulsive power; that red repels red, and that green repels green; but that red attracts green and green attracts red, the attraction of the dissimilar colors being equal to the repulsion of the similar ones. Imagine the two colors mixed so as to produce white, and suppose two strips of wood painted with this white; what will be their action upon each other? Suspend one of them freely as we suspended our darning-needle, and bring the other near it; what will occur? The red component of the strip you hold in your hand will repel the red component of your suspended strip, but then it will attract the green; and the forces being equal they neutralize each other. In fact, the least reflection shows you that the strips will be as indifferent to each other as two unmagnetized darning-needles would be under the same circumstances.

But suppose, instead of mixing the colors, we painted one half of each strip from centre to end red, and the other half green, it is perfectly manifest that the two strips would now behave toward each other exactly as our two magnetized darning-needles—the red end would repel the red and attract the green, the green would repel the green and attract the red; so that, assuming two colors thus related to each other, we could by their mixture produce the neutrality of an unmagnetized body, while by their separation we could produce the duality of action of magnetized bodies.

But you have already anticipated a defect in my conception; for if we break one of our strips of wood in the middle we have one half entirely red and the other entirely green, and with these it would be impossible to imitate the action of our broken magnet. How, then, must we modify our conception? We must evidently suppose *each atom of wood painted*

green on one face and red on the opposite one. If this were done the resultant action of all the atoms would exactly resemble the action of a magnet. Here, also, if the two opposite colors of each atom could be caused to mix so as to produce white, we should have, as before, perfect neutrality.

Substitute in your minds for these two self-repellant and mutually attractive colors two invisible self-repellant and mutually attractive fluids, which in ordinary steel are mixed to form a neutral compound, but which the act of magnetization separates from each other, placing the opposite fluids on the opposite faces of each atom, and you have a perfectly distinct conception of the celebrated theory of magnetic fluids. The strength of the magnetism excited is supposed to be proportional to the quantity of neutral fluid decomposed. According to this theory nothing is actually transferred from the exciting magnet to the excited steel. The act of magnetization consists in the forcible separation of two powers which existed in the steel before it was magnetized, but which then neutralized each other by their coalescence. And if you test your magnet after it has excited a hundred pieces of steel, you will find that it has lost no force—no more, indeed, than I should lose had my words such a magnetic influence on your minds as to excite in them a strong resolve to study natural philosophy. I should, in fact, be the gainer by my own utterance and by the reaction of your strength; and so also the magnet is the gainer by the reaction of the body which it magnetizes.

Look now to your excited piece of steel; figure each atom to your minds with its opposed fluids spread over its opposite faces. How can this state of things be permanent? The fluids, by hypothesis, attract each other; what, then, keeps them apart? Why do they not instantly rush together across the equator of the atom, and thus neutralize each other? To meet this question, philosophers have been obliged to infer the existence of a special force which holds the fluids asunder. They call it *coercive force*; and it is found that those kinds of steel which offer most resistance to being magnetized, which require the greatest amount of coercion to tear their fluids asunder, are the very ones which offer the greatest resistance to the reunion of the fluids after they have been once separated. Such kinds of steel are most suited to the formation of *permanent magnets*. It is manifest, indeed, that without coercive force a permanent magnet would not be at all possible.

You have not forgotten that, previous to magnetizing your darning-needle, *both* its ends were attracted by your magnet; and that both ends of your bit of iron wire were acted upon in the same way. Probably also long before this you will have dipped the end of your magnet among iron filings, and observed how they cling to it, or into a nail-box, and found how it drags the nails after it. I know very well that if you are not the slaves of routine, you will have by this time



done many things that I have not told you to do, and thus multiplied your experience beyond what I have indicated. You are almost sure to have caused a bit of iron to hang from the end of your magnet, and you have probably succeeded in causing a second piece to attach itself to the first, a third to the second; until finally the force has become too feeble to bear the weight of more. If you have operated with nails, you may have observed that the points and edges hold together with the greatest tenacity; and that a bit of iron clings more firmly to the corner of your magnet than to one of its flat surfaces. In short, you will, in all likelihood, have enriched your experience in many ways without any special direction from me.

Well, the magnet attracts the nail, and that nail attracts a second one. This proves that the nail in contact with the magnet has had the magnetic quality developed in it by that contact. If it be withdrawn from the magnet, its power to attract its fellow-nail ceases. Contact, however, is not necessary. A sheet of glass or paper, or a space of air, may exist between the magnet and the nail; the latter is still magnetized, though not so forcibly as when in actual contact. The nail then presented to the magnet is itself a temporary magnet. That end which is turned toward the magnetic pole has the opposite magnetism of the pole which excites it; the end most remote from the pole has the same magnetism as the pole itself, and between the two poles the nail, like the magnet, possesses a magnetic equator.

Conversant as you now are with the theory of magnetic fluids, you have already, I doubt not, anticipated me in imagining the exact condition of the iron under the influence of the magnet. You picture the iron as possessing the neutral fluid in abundance; you picture the magnetic pole, when brought near, decomposing the fluid; repelling the fluid of a like kind with itself, and attracting the unlike fluid; thus exciting in the parts of the iron nearest to itself the opposite polarity. But the iron is incapable of becoming a permanent magnet. It only shows its virtue as long as the magnet acts upon it. What, then, does the iron lack which the steel possesses? It lacks coercive force. Its fluids are separated with ease, but, once the separating cause is removed, they flow together again, and neutrality is restored. Your imagination must be quite nimble in picturing these changes. You must be able to see the fluids dividing and reuniting according as the magnet is brought near or withdrawn. Fixing a definite pole in your imagination, you must picture the precise arrangement of the two fluids with reference to this pole. And you must not only be well drilled in the use of this mental imagery yourself, but you must be able to arouse the same pictures in the minds of your pupils, and satisfy yourself that they possess this power of placing actually before themselves magnets and iron in various positions, and describing the exact magnetic state of the iron in each particular

case. The mere facts of magnetism will have their interest immensely augmented by an acquaintance with those hidden principles whereon the facts depend. Still, while you use this theory of magnetic fluids to track out the phenomena and link them together, be sure to tell your pupils that it is to be regarded as a symbol merely—a symbol, moreover, which is incompetent to cover all the facts,\* but which does good practical service while we are waiting for the actual truth.

This state of excitement into which the soft iron is thrown by the influence of the magnet, is sometimes called "magnetization by influence." More commonly, however, the magnetism is said to be "induced" in the soft iron, and hence this way of magnetizing is called "magnetic induction." Now, there is nothing theoretically perfect in Nature: there is no iron so soft as not to possess a certain amount of coercive force, and no steel so hard as not to be capable, in some degree, of magnetic induction. The quality of steel is in some measure possessed by iron, and the quality of iron is shared in some degree by steel. It is in virtue of this latter fact that the unmagnetized darning needle was attracted in your first experiment; and from this you may at once deduce the consequence that, after the steel has been magnetized, the repulsive action of a magnet must be always less than its attractive action. For the repulsion is opposed by the inductive action of the magnet on the steel, while the attraction is assisted by the same inductive action. Make this clear to your minds, and verify it by your experiments. In some cases you can actually make the attraction due to the temporary magnetism overbalance the repulsion due to the permanent magnetism, and thus cause two poles of the same kind apparently to attract each other. When, however, good hard magnets act on each other from a sufficient distance, the inductive action practically vanishes, and the repulsion of like poles is sensibly equal to the attraction of unlike ones.

I dwell thus long on elementary principles, because they are of the first importance, and it is the temptation of this age of unhealthy cramming to neglect them. Now follow me a little further. In examining the distribution of magnetism in your strip of steel, you raised the needle slowly from bottom to top, and found what we called a neutral point at the centre. Now does the magnet really exert no influence on the pole presented to its centre? Let us see.

Let S N, Fig. 1, be your magnet, and let *n* represent a particle of north magnetism placed exactly opposite the middle of the magnet. Of course this is an imaginary case, as you can never in reality thus detach your north magnetism from its neighbor. What is

\* This theory breaks down when applied to diamagnetic bodies, which are repelled by magnets. Like soft iron, such bodies are thrown into a state of temporary excitement in virtue of which they are repelled, but any attempt to explain such a repulsion by the decomposition of a fluid will demonstrate its own futility.



the action of the two poles of the magnet on  $n$ ? Your reply will of course be that the pole S attracts  $n$  while the pole N repels it. Let the magnitude and direction of the attraction be expressed by the line  $mn$ , and the magnitude and direction of the repulsion by the line  $no$ . Now the particle  $n$  being equally distant from S and N, the line  $no$ , expressing the repulsion, will be equal to  $mn$ , which expresses the attraction, and the particle  $n$ , acted upon by two such forces, must evidently move in the direction  $pn$ , exactly midway between  $mn$  and  $no$ . Hence you see that, although there is no tendency of the particle  $n$  to move toward the magnetic equator, there is a tendency on its part to move parallel to the magnet. If instead of a particle of north magnetism we placed a particle of south magnetism opposite to the mag-

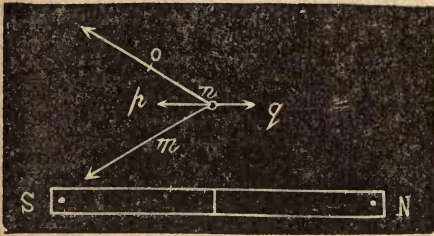


FIG. 1.

netic equator, it would evidently be urged along the line  $nq$ ; and if instead of two separate particles of magnetism we place a little magnetic needle, containing both north and south magnetism, opposite the magnetic equator, its south pole being urged along  $nq$ , and its north along  $np$ , the little needle will be compelled to set itself parallel to the magnet S N. Make the experiment, and satisfy yourselves that this is the case.

Substitute for your magnetic needle a bit of iron wire, devoid of permanent magnetism, and it will set itself exactly as the needle does. Acted upon by the magnet, the wire, as you know, becomes a magnet and behaves as such; it will, of course, turn its north pole toward  $p$ , and south pole toward  $q$ , just like the needle.

But supposing you shift the position of your particle of north magnetism, and bring it nearer to one end of your magnet than to the other, the forces acting on the particle are no longer equal; the nearest pole of the magnet will act more powerfully on the par-

ticle than the more distant one. Let S N, Fig. 2, be the magnet and  $n$  the particle of north magnetism in its new position. Well, it is repelled by N, and attracted by S. Let the repulsion be represented in magnitude and direction by the line  $no$ , and the attraction by the shorter line  $nm$ . The resultant of these two forces will be found by completing the parallelogram  $mno$ , and drawing its diagonal  $np$ . Along  $np$ , then, a particle of north magnetism would be urged by the simultaneous action of S and N. Substituting a particle of south magnetism for  $n$ , the same reasoning would lead to the conclusion that the particle would be urged along  $nq$ , and if we place at  $n$  a short magnetic needle, its north pole will be urged along  $np$ , its south pole along  $nq$ , and the only position possible to the needle, thus acted on, is along the line  $p q$ , which, as you see, is no longer parallel to the magnet. Verify this by actual experiment.

In this way we might go round the entire magnet, and considering its two poles as two centres from which the force emanates, we could, in accordance with ordinary mechanical principles, assign a definite direction to the magnetic needle at every particular place. And substituting, as before, a bit of iron wire for the magnetic needle, the positions of both will be the same.

Now, I think, without further preface, you will be able to comprehend for yourselves, and explain to others, one of the most interesting effects in the whole domain of magnetism. Iron filings you know are particles of iron, irregular in shape, being longer in some directions than in others. For the present experiment, moreover, instead of the iron filings, very small scraps of thin iron wire might be employed. I place a sheet of paper over the magnet; it is all the better if the paper be stretched on a wooden frame, as this enables us to keep it quite level. I scatter the filings, or the scraps of wire, from a sieve upon the paper, and tap the latter gently, so as to liberate the particles for a moment from its friction. The magnet acts on the filings through the paper, and see how it arranges them! They embrace the magnet in a series of beautiful curves, which are technically called magnetic curves, or lines of magnetic force. Does the meaning of these lines yet flash upon you? Set your magnetic needle or your suspended bit of wire at any point of one of the curves, and you will find the direction of the needle or of the wire to be exactly that of the particle of iron, or of the magnetic curve at the point. Go round and round the magnet; the direction of your needle always coincides with the direction of the curve on which it is placed. These, then, are the lines along which a particle of south magnetism, if you could detach it, would move to the north pole, and a bit of north magnetism to the south pole; they are the lines along which the decomposition of the neutral fluid takes place, and in the case of the magnetic needle, one of its poles being urged in one direction, and the other

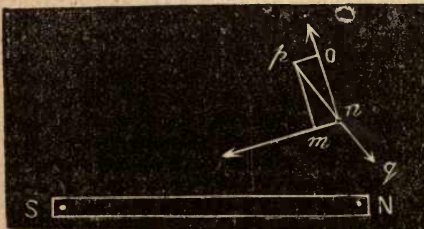


FIG. 2.



pole in the opposite direction, the needle must necessarily set itself as a *tangent* to the curve. I will not seek to simplify this subject further. If there be anything obscure or confused or incomplete in my statement, you ought now, by patient thought, to be able to clear away the obscurity, to reduce the confusion to order, and to supply what is needed to render the explanation complete. Do not quit the subject until you thoroughly understand it; and if you are able to look with your mind's eye at the play of forces around a magnet, and see distinctly the operation of those forces in the production of the magnetic curves, the time which we have spent together has not been spent in vain.

In this thorough manner we must master our materials, reason upon them, and, by determined study, attain to clearness of conception. Facts thus dealt with exercise an expansive force upon the boundaries of thought; they widen the mind to generalization. We soon recognize a brotherhood between the larger phenomena of Nature and the minute effects which we have observed in our private chambers. Why, we inquire, does the magnetic needle set north and south? Evidently it is compelled to do so by the earth; the great globe which we inherit is itself a magnet. Let us learn a little more about it. By means of a bit of wax or otherwise, attach your silk fibre to your magnetic needle by a single point at its middle, the needle will thus be uninterfered with by the paper loop, and will enjoy to some extent a power of dipping its point or its eye below the horizon. Lay your magnet on a table, and hold the needle over the equator of the magnet. The needle sets horizontal. Move it toward the north end of the magnet; the south end of the needle dips, the dip augmenting as you approach the north pole, over which the needle if free to move, will set itself exactly vertical. Move it back to the centre, it resumes its horizontality; pass it on toward the south pole, its north end now dips, and directly over the south pole the needle becomes vertical, its north end being now turned downward. Thus we learn that on the one side of the magnetic equator the north end of the needle dips; on the other side the south end dips, the dip varying from nothing to ninety degrees. If we go to the equatorial regions of the earth with a suitably suspended needle, we shall find there the position of the needle horizontal. If we sail north, one end of the needle dips; if we sail south, the opposite end dips; and over the north or south terrestrial magnetic pole the needle sets vertical. The south magnetic pole has not yet been found, but Sir James Ross discovered the north magnetic pole on the 1st of June, 1831. In this manner we establish a complete parallelism between the action of the earth and that of an ordinary magnet.

The terrestrial magnetic poles do not coincide with the geographical ones; nor does the earth's magnetic equator quite coincide with the geographical equator. The direction of the magnetic needle in London, which is

called the magnetic meridian, incloses an angle of 24 degrees with the true astronomical meridian, this angle being called the declination of the needle for London. The north pole of the needle now lies to the west of the true meridian; the declination is westerly. In the year 1660, however, the declination was nothing, while before that time it was easterly. All this proves that the earth's magnetic constituents are gradually changing their distribution. This change is very slow; it is technically called the *secular change*, and the observation of it has not yet extended over a sufficient period of time to enable us to guess, even approximately, at its laws.

Having thus discovered, to some extent, the secret of the earth's power, we can turn it to account. I hold in my hand a poker formed of good soft iron; it is now in the line of dip, a tangent, in fact, to the earth's line of magnetic force. The earth, acting as a magnet, is at this moment constraining the two fluids of the poker to separate, making the lower end of the poker a north pole, and the upper end a south pole. Mark the experiment: I hold the knob uppermost, and it attracts the north end of a magnetic needle. I now reverse the poker, bringing its knob undermost; the knob is now a north pole and attracts the south end of a magnetic needle. Get such a poker and carefully repeat this experiment; satisfy yourselves that the fluids shift their position according to the manner in which the poker is presented to the earth. It has already been stated that the softest iron possesses a certain amount of coercive force. The earth, at this moment, finds in this force an antagonist which opposes the full decomposition of the neutral fluid. The component fluids may be figured as meeting an amount of friction, or possessing an amount of adhesion, which prevents them from gliding over the atoms of the poker. Can we assist the earth in this case? If we wish to remove the residue of a powder from the interior surface of a glass to which the powder clings, we invert the glass, tap it, loosen the hold of the powder, and thus enable the force of gravity to pull it down. So also by tapping the end of the poker we loosen the adhesion of the fluid to the atoms and enable the earth to pull them apart. But what is the consequence? The portion of fluid which has been thus forcibly dragged over the atoms refuses to return when the poker has been removed from the line of dip; the iron, as you see, has become a permanent magnet. By reversing its position and tapping it again we reverse its magnetism. A thoughtful and competent teacher will well know how to place these remarkable facts before his pupils in a manner which will excite their interest; he will know, and if not, will try to learn, how, by the use of sensible images, more or less gross, to give those he teaches definite conceptions, purifying these conceptions more and more as the minds of his pupils become more capable of abstraction. He will cause his logic to run like a line of light through these images, and by thus act-



ing he will cause his boys to march at his side with a profit and a joy, which the mere exhibition of facts without principles, or the appeal to the bodily senses and the power of memory alone, could never inspire.

As an expansion of the note at page 339 the following extract may find a place here :

"It is well known that a voltaic current exerts an attractive force upon a second current, flowing in the same direction ; and that when the directions are opposed to each other the force exerted is a repulsive one. By coiling wires into spirals, Ampère was enabled to make them produce all the phenomena of attraction and repulsion exhibited by magnets, and from this it was but a step to his celebrated theory of molecular currents. He supposed the molecules of a magnetic body to be surrounded by such currents, which, however, in the natural state of the body mutually neutralized each other, on account of their confused grouping. The act of magnetization he supposed to consist in setting these molecular currents parallel to each other ; and, starting from this principle, he reduced all the phenomena of magnetism to the mutual action of electric currents.

"If we reflect upon the experiments recorded in the foregoing pages from first to last, we can hardly fail to be convinced that diamagnetic bodies operated on by magnetic forces possess a polarity 'the same in kind as, but the reverse in direction of, that acquired by magnetic bodies.' But, if this be the case, how are we to conceive the *physical mechanism* of this polarity? According to Coulcomb's and Poisson's theory, the act of magnetization consists in the decomposition of a neutral magnetic fluid ; the north pole of a magnet, for example, possesses an attraction for the south fluid of a piece of soft iron sub-

mitted to its influence, draws the said fluid toward it, and with it the material particles with which the fluid is associated. To account for diamagnetic phenomena this theory seems to fail altogether ; according to it, indeed, the oft used phrase, 'a north pole exciting a north pole, and a south pole a south pole,' involves a contradiction. For if the north fluid be supposed to be *attracted* toward the influencing north pole, it is absurd to suppose that its presence there could produce *repulsion*. The theory of Ampère is equally at a loss to explain diamagnetic action ; for if we suppose the particles of bismuth surrounded by molecular currents, then, according to all that is known of electro-dynamic laws, these currents would set themselves parallel to, and in the same direction as those of the magnet, and hence attraction, and not repulsion, would be the result. The fact, however, of this not being the case proves that these molecular currents are not the mechanism by which diamagnetic induction is effected. The consciousness of this, I doubt not, drove M. Weber to the assumption that the phenomena of diamagnetism are produced by molecular currents, not *directed*, but actually *excited* in the bismuth by the magnet. Such induced currents would, according to known laws, have a direction *opposed* to those of the inducing magnet, and hence would produce the phenomena of repulsion. To carry out the assumption here made, M. Weber is obliged to suppose that the molecules of diamagnetic bodies are surrounded by channels, in which the induced molecular currents, once excited, continue to flow without resistance."—*Diamagnetism and Magneto-crystalline Action*, pp. 136, 137.

THE END.

## CONTENTS.

PAGE	PAGE		
Introduction.....	288	The Electrical Machine.....	309
Historic Notes.....	288	The Leyden Jar.....	314
The Art of Experiment.....	289	Franklin's Cascade Battery.....	317
Electric Attractions.....	290	Leyden Jars of the Simplest Form.....	318
Discovery of Conduction and Insulation.....	292	Ignition by the Electric Spark.....	320
The Electroscope.....	293	Duration of the Electric Spark.....	323
Electrics and Non-Electrics.....	295	Electric Light in Vacuo.....	324
Electric Repulsions.....	296	Lichtenberg's Figures.....	326
Fundamental Law of Electric Action.....	297	Surface Compared with Mass.....	326
Double or "Polar" Character of the Electric Force.....	299	Physiological Effects of the Electrical Discharge.....	328
What is Electricity?.....	301	Atmospheric Electricity.....	328
Electric Induction.....	302	The Returning Stroke.....	330
The Electrophorus.....	307	The Leyden Battery.....	332
Action of Points and Flames.....	308	Appendix: An Elementary Lectures on Magnetism.....	334



SIX LECTURES ON LIGHT.

BY

JOHN TYNDALL.







# LECTURES ON LIGHT.

---

## CONTENTS :

	LECTURE I.	
Introduction, - - - - -		2
	LECTURE II.	
Origin of Physical Theories, - - - - -		8
	LECTURE III.	
Relation of Theories to Experience, - - - - -		18
	LECTURE IV.	
Chromatic Phenomena produced by Crystals, - - - - -		27
	LECTURE V.	
Range of Vision and Range of Radiation, - - - - -		34
	LECTURE VI.	
Spectrum Analyses, - - - - -		41







# SIX LECTURES ON LIGHT,

By Prof. JOHN TYNDALL, F.R.S.

---

## PREFACE.

---

MY eminent friend, Prof. Joseph Henry, of Washington, did me the honor of taking these lectures under his personal direction, and of arranging the times and places at which they were to be delivered.

Deeming that my home-duties could not, with propriety, be suspended for a longer period, I did not, at the outset, expect to be able to prolong my visit to the United States beyond the end of 1872.

Thus limited as to time, Prof. Henry began in the North, and, proceeding southwards, arranged for the successive delivery of the lectures in Boston, New York, Philadelphia, Baltimore, and Washington.

By this arrangement, which circumstances at the time rendered unavoidable, the lectures in New York were rendered coincident with the period of the presidential election. This was deemed unsatisfactory, and when the fact was represented to me I at once offered to extend the time of my visit so as to make the lectures in New York succeed those in Washington. The proposition was cordially accepted by my friends.

To me personally this modified arrangement has proved in the highest degree satisfactory. It gave me a much-needed holiday at Niagara Falls; it, moreover, rendered the successive stages of my work a kind of *growth*, which reached its most impressive development in New York and Brooklyn.

In every city that I have visited, my reception has been that of a friend; and, now that my visit has become virtually a thing of the past, I can look back upon it with unqualified pleasure. It is a memory without a stain—an experience of deep and genuine kindness on the part of the American people never, on my part, to be forgotten.

This relates to what may be called the *positive* side of my visit—to the circumstances attending the work actually done. My only drawback relates to work *undone*; for I carry home with me the consciousness of having been unable to respond to the invitations of the great cities of the West; thus, I fear, causing, in many cases, disappointment. Would that this could have been averted! But the character of the lectures, and the weight of instrumental appliances which they involved, entailed loss of time and heavy labor. The need of rest alone would be a sufficient admonition to me to pause here; but, besides this, each successive mail from London brings me intelligence of work suspended and duties postponed through my absence. These are the considerations which prevent me from responding, with a warmth commensurate with their own, to the wishes of my friends in the West.

On quitting England, I had no intention of publishing these lectures, and, except a fragment or two, not a line of them was written



when I reached this city. They have been begun, continued, and ended in New York, and bear only too evident marks of the rapidity of their production. I thought it, however, due, both to those who heard them with such marked attention, and to those who wished to hear them, but were unable to do so, to leave them behind me in an authentic form. The execution of this work has cut me off from many social pleasures; it has also prevented me from making myself acquainted with institutions in the working of which I feel a deep interest. But human power is finite, and mine has been expended in the way which I deemed most agreeable, not to my more intimate friends, but to the people of the United States.

In the opening lecture are mentioned the names of gentlemen to whom I am under lasting obligations for their friendly and often laborious aid. The list might readily be extended, for in every city I have visited willing

helpers were at hand. I must not, however, omit the name of Mr. Rheas, Professor Henry's private secretary, who, not only in Washington, but in Boston, gave me most important assistance. To the trustees of the Cooper Institute my acknowledgments are due; also to the directors of the Mercantile Library at Brooklyn. I would add to these a brief but grateful reference to my high-minded friend and kinsman, General Hector Tynedale, for his long-continued care of me, and for the thoughtful tenderness by which he and his family softened, both to me and to the parents of the youth, the pain occasioned by the death of my junior assistant in Philadelphia.

Finally, I have to mention with warm commendation the integrity, ability, and devotion, with which, from first to last, I have been aided by my principal assistant, Mr. John Cottrell.

NEW YORK, *February*, 1873.

### LECTURE I.

INTRODUCTORY: Uses of Experiment: Early Scientific Notions: Sciences of Observation: Knowledge of the Ancients Regarding Light: Nature judged from Theory defective: Defects of the Eye: Our Instruments: Rectilineal Propagation of Light: Law of Incidence and Reflection: Sterility of the Middle Ages: Refraction: Discovery of Snell; Descartes and the Rainbow: Newton's Experiments on the Composition of Solar Light: His Mistake as regards Achromatism: Synthesis of White Light: Yellow and Blue Lights proved to produce White by their Mixture: Colors of Natural Bodies: Absorption: Mixture of Pigments contrasted with Mixture of Lights.

SOME twelve years ago I published, in England, a little book entitled the "Glaciers of the Alps," and, a couple of years subsequently, a second volume, entitled "Heat as a Mode of Motion." These volumes were followed by others, written with equal plainness, and with a similar aim, that aim being to develop and deepen sympathy between science and the world outside of science. I agreed with thoughtful men\* who deemed it good for neither world to be isolated from the other, or unsympathetic towards the other, and, to lessen this isolation, at least in one department of science, I swerved aside from those original researches which had previously been the pursuit and pleasure of my life.

These books were, for the most part, republished by the Messrs. Appleton, under

\*Among whom may be mentioned, specially, the late Sir Edmund Head, Bart.

the auspices of a man who is untiring in his efforts to diffuse sound scientific knowledge among the people of this country; whose energy, ability, and single-mindedness, in the prosecution of an arduous task, have won for him the sympathy and support of many of us in "the old country." I allude to Professor Youmans, of this city. Quite as rapidly as in England, the aim of these works was understood and appreciated in the United States, and they brought me from this side of the Atlantic innumerable evidences of good-will. Year after year, invitations reached me\* to visit America, and last year I was honored with a request so cordial, and signed by five-and-twenty names so distinguished in science, in literature, and in administrative position, that I at once resolved to respond to it by braving, not only the disquieting oscillations of the Atlantic, but the far more disquieting ordeal of appearing in person before the people of the United States.

This request, conveyed to me by my accomplished friend, Professor Lesley, of Philadelphia, and preceded by a letter of the same purport from your scientific Nestor, Professor Joseph Henry, of Washington, desired that I would lecture in some of the principal cities of the Union. This I agreed to do, though much in the dark as to what form such lectures ought to take. In

\*One of the earliest came from Mr. John Amory Lowell, of Boston.



answer to my inquiries, however, I was given to understand (by Professor Youmans principally) that a course of experimental lectures would materially promote scientific education in this country, and I at once resolved to meet this desire, as far as my time allowed.

Experiments have two uses—a use in discovery, and a use in tuition. They are the investigator's language addressed to Nature, to which she sends intelligible replies. These replies, however, are, for the most part, at first too feeble for the public ear; for the investigator cares little for the loudness of Nature's voice if he can only unravel its meaning. But after the discoverer comes the teacher, whose function it is so to exalt and modify the results of the discoverer as to render them fit for public presentation. This secondary function I shall endeavor, in the present instance, to fulfil.

I propose to take a single department of natural philosophy, and illustrate, by means of it, the growth of scientific knowledge under the guidance of experiment. I wish, in this first lecture, to make you acquainted with certain elementary phenomena; then to point out to you how those theoretic principles by which phenomena are explained, take root, and flourish in the human mind, and afterwards to apply these principles to the whole body of knowledge covered by the lectures. The science of optics lends itself to this mode of treatment, and on it, therefore, I propose to draw for the materials of the present course. It will be best to begin with the few simple facts regarding light which were known to the ancients, and to pass from them in historic gradation to the more abstruse discoveries of modern times.

All our notions of Nature, however exalted or however grotesque, have some foundation in experience. The notion of personal volition in Nature had this basis. In the fury and the serenity of natural phenomena the savage saw the transcript of his own varying moods, and he accordingly ascribed these phenomena to beings of like passions with himself, but vastly transcending him in power. Thus the notion of *causality*—the assumption that natural things did not come of themselves, but had unseen antecedents—lay at the root of even the savage's interpretation of Nature. Out of this bias of the human mind to seek for the antecedents of phenomena all science has sprung.

The development of man, indeed, is ultimately due to his interaction with Nature. Natural phenomena arrest his attention and excite his questionings, the intellectual activity thus provoked reacting on the intellect itself, and adding to its strength. The quantity of power added by any single effort of the intellect may be indefinitely small; but the integration of innumerable increments of this kind has raised intellectual power from its rudiments to the magnitude it possesses today. In fact, the indefinite smallness of the

single increment is made good by the indefinite number of such increments, summed up in what may be regarded as practically infinite time.

We will not now go back to man's first intellectual gropings; much less shall we enter upon the thorny discussion as to how the groping man arose. We will take him at a certain stage of his development, when, by evolution or sudden endowment, he became possessed of the apparatus of thought and the power of using it. For a time—and that historically a long one—he was limited to mere observation, accepting what Nature offered, and confining intellectual action to it. The apparent motions of sun and stars first drew towards them the questionings of the intellect, and accordingly astronomy was the first science developed. Slowly, and with difficulty, the notion of natural forces took root in the mind, the seedling of this notion being the actual observation of electric and magnetic attractions. Slowly, and with difficulty, the science of mechanics had to grow out of this notion; and slowly at last came the full application of mechanical principles to the motions of the heavenly bodies. We trace the progress of astronomy through Hipparchus and Ptolemy; and, after a long halt, through Copernicus, Galileo, Tycho Brahe, and Kepler; raised, from the high table-land of thought raised by these men, Newton, shoots upward like a peak, overlooking all others from his dominant elevation.

But other objects than the motions of the stars attracted the attention of the ancient world. Light was a familiar phenomenon, and from the earliest times we find men's minds busy with the attempt to render some account of it. But, without experiment, which belongs to a later stage of scientific development, little progress could be made in this subject. The ancients, accordingly, were far less successful in dealing with light than in dealing with solar and stellar motions. Still, they did make some progress. They satisfied themselves that light moved in straight lines; they knew, also, that these lines or *rays* of light were reflected from polished surfaces, and that the angle of incidence was equal to the angle of reflection. These two results of ancient scientific curiosity constitute the starting-point of our present course of lectures.

But, in the first place, it may be useful to say a few words regarding the source of light to be employed in our experiments. The rusting of iron is, to all intents and purposes, the slow burning of iron. It develops heat, and, if the heat be preserved, a high temperature may be thus attained. The destruction of the first Atlantic cable was probably due to heat developed in this way. Other metals are still more combustible than iron. You may light strips of zinc in a candle-flame, and cause them to burn almost like strips of paper. But, besides combustion in



the air, we may also have combustion in a liquid. Water, for example, contains a store of oxygen which may unite with and consume a metal immersed in it. It is from this kind of combustion that we are to derive the heat and light employed in the present course.

Their generation merits a moment's attention. Before you is an instrument—a small voltaic battery—in which zinc is immersed in a suitable liquid. Matters are so arranged that an attraction is set up between the metal and the oxygen, actual union, however, being in the first instance avoided. Uniting the two ends of the battery by a thick wire, the attraction is satisfied, the oxygen unites with the metal, the zinc is consumed, and heat, as usual, is the result of the combustion. A power, which, for want of a better name, we call an electric current, passes at the same time through the wire.

Cutting the thick wire in two, I unite the severed ends by a thin one. It glows with a white heat. Whence comes that heat? The question is well worthy of an answer. Suppose in the first instance, when the thick wire was employed, that we had permitted the action to continue until 100 grains of zinc were consumed, the amount of heat generated in the battery would be capable of accurate numerical expression. Let the action now continue, with this thin wire glowing, until 100 grains of zinc are consumed. Will the amount of heat generated in the battery be the same as before? No, it will be less by the precise amount generated in the thin wire outside the battery. In fact, by adding the internal heat to the external, we obtain for the combustion of 100 grains of zinc a total which never varies. By this arrangement, then, we are able to burn our zinc at one place, and to exhibit the heat and light of its combustion at a distant place. In New York, for example, we have our grate and fuel; but the heat and light of our fire may be made to appear at San Francisco.

I now remove the thin wire and attach to the severed ends of the thick one two thin rods of coke. On bringing the rods together we obtain a small star of light. Now, the light to be employed in our lectures is a simple exaggeration of this star. Instead of being produced by ten cells, it is produced by fifty. Placed in a suitable camera, provided with a suitable lens, this light will give us all the beams necessary for our experiments.

And here, in passing, let me refer to the common delusion that the works of Nature, the human eye included, are theoretically perfect. The degree of perfection of any organ is determined by what it has to do. Looking at the dazzling light from our large battery, you see a globe of light, but entirely fail to see the shape of the coke-points whence the light issues. The cause may be thus made clear: On the screen before you is projected an image of the carbon-points, the *whole* of the lens in front of the camera being employed

to form the image. It is not sharp, but surrounded by a halo which nearly obliterates it. This arises from an imperfection of the lens, called its *spherical aberration*, due to the fact that the circumferential and central rays have not the same focus. The human eye labors under a similar defect, and, when you looked at the naked light from fifty cells, the blur of light upon the retina was sufficient to destroy the definition of the retinal image of the carbons. A long list of indictments might indeed be brought against the eye—its opacity, its want of symmetry, its lack of achromatism, its absolute blindness, in part. All these taken together caused an eminent German philosopher to say that, if any optician sent him an instrument so full of defects, he would send it back to him with the severest censure. But the eye is not to be judged from the standpoint of theory. As a practical instrument, and taking the adjustments by which its defects are neutralized into account, it must ever remain a marvel to the reflecting mind.

The ancients, as I have said, were aware of the rectilinear propagation of light. They knew that an opaque body, placed between the eye and a point of light, intercepted the light of the point. Possibly the terms "ray" and "beam" may have been suggested by those straight spokes of light which, in certain states of the atmosphere, dart from the sun at his rising and his setting. The rectilinear propagation of light may be illustrated at home in this way: Make a small hole in a closed window-shutter, before which stands a house or a tree, and place within the darkened room a white screen at some distance from the orifice. Every straight ray proceeding from the house or tree stamps its color upon the screen, and the sum of all the rays forms an image of the object. But, as the rays cross each other at the orifice, the image is inverted. Here we may illustrate the subject thus: In front of our camera is a large opening, closed at present by a sheet of tin-foil. Pricking by means of a common sewing-needle a small aperture in the tin-foil, an inverted image of the carbon-points starts forth upon the screen. A dozen apertures will give a dozen images, a hundred a hundred, a thousand a thousand. But, as the apertures come closer to each other, that is to say, as the tin-foil between the apertures vanishes, the images overlap more and more. Removing the tin-foil altogether, the screen becomes uniformly illuminated. Hence the light upon the screen may be regarded as the overlapping of innumerable images of the carbon-points. In like manner the light upon every white wall on a cloudless day may be regarded as produced by the superposition of innumerable images of the sun.

The law that the angle of incidence is equal to the angle of reflection is illustrated in this simple way: A straight lath is placed as an index perpendicular to a small looking-



glass capable of rotation. A beam of light is received upon the glass and reflected back upon the line of its incidence. Though the incident and the reflected beams pass in opposite directions, they do not jostle or displace each other. The index being turned, the mirror turns along with it, and at each side of the index the incident and the reflected beams are seen tracking themselves through the dust of the room. The mere inspection of the two angles enclosed between the index and the two beams suffices to show their equality. The same simple apparatus enables us to illustrate a law of great practical importance, namely, that, when a mirror rotates, the angular velocity of a beam reflected from it is twice that of the reflecting mirror. One experiment will make this plain to you. The mirror is now vertical, and both the incident and the reflected beams are horizontal. Turning the mirror through an angle of  $45^\circ$  the reflected beam is vertical; that is to say, it has moved  $90^\circ$ , or through twice the angle of the mirror.

One of the problems of science, on which scientific progress mainly depends, is to help the senses of man by carrying them into regions which could never be attained without such help. Thus we arm the eye with the telescope when we want to sound the depths of space, and with the microscope when we want to explore motion and structure in their infinitesimal dimensions. Now, this law of angular reflection, coupled with the fact that a beam of light possesses no weight, gives us the means of magnifying small motions to an extraordinary degree. Thus, by attaching mirrors to his suspended magnets, and by watching the images of scales reflected from the mirrors, the celebrated Gauss was able to detect the slightest thrill or variation on the part of the earth's magnetic force. The minute elongation of a bar of metal by the mere warmth of the hand may be so magnified by this method as to cause the index-beam to move from the ceiling to the floor of this room. The elongation of a bar of iron when it is magnetized may be thus demonstrated. By a similar arrangement the feeble attractions and repulsions of the diamagnetic force have been made manifest; while in Sir William Thompson's reflecting galvanometer the principle receives one of its latest applications.

For more than 1,000 years no step was taken in optics beyond this law of reflection. The men of the Middle Ages, in fact, endeavored on the one hand to develop the laws of the universe out of their own consciousness, while many of them were so occupied with the concerns of a future world that they looked with a lofty scorn on all things pertaining to this one. Notwithstanding its demonstrated failure during 1,500 years of trial, there are still men among us who think the riddle of the universe is to be solved by this appeal to consciousness. And, like most people who support a delusion, they maintain

theirs warmly, and show scant respect for those who dissent from their views.\* As regards the refraction of light, the course of real inquiry was resumed in 1100 by an Arabian philosopher named Alhazen. Then it was taken up in succession by Roger Bacon, Vitellio, and Kepler. One of the most important occupations of science is the determination, by precise measurements, of the quantitative relations of phenomena. The value of such measurements depends upon the skill and conscientiousness of the man who makes them. Vitellio appears to have been both skilful and conscientious, while Kepler's habit was to rummage through the observations of his predecessors, look at them in all lights, and thus distill from them the principles which united them. He had done this with the astronomical measurements of Tycho Brahe, and had extracted from them the celebrated "laws of Kepler." He did it also with the measurements of Vitellio. But in the case of refraction he was not successful. The principle, though a simple one, escaped him. It was first discovered by Willebrod Snell, about the year 1621.

Less with the view of dwelling upon the phenomenon itself than of introducing it to you in a form which will render intelligible the play of theoretic thought in Newton's mind, I will show you the fact of refraction. The dust of the air and the turbidity of a liquid may here be turned to account. A shallow circular vessel with a glass face, half filled with water, rendered barely turbid by the precipitation of a little mastic, is placed upon its edge with its glass face vertical. Through a slit in the hoop surrounding the vessel a beam of light is admitted. It impinges upon the water, enters it, and tracks itself through the liquid in a sharp, bright band. Meanwhile the beam passes unseen through the air above the water, for the air is not competent to scatter the light. A puff of tobacco smoke into this space at once reveals the track of the incident-beam. If the incidence be vertical, the beam is unrefracted. If oblique, its refraction at the common surface of air and water is rendered clearly visible. It is also seen that *reflection* accompanies refraction, the beam dividing itself at the point of incidence into a refracted and a reflected portion.

The law by which Snell connected together all the measurements executed up to his time, is this: Let  $A B C D$  represent the outline of our circular vessel (Fig. 1),  $A C$  being the water-line. When the beam is incident along  $B E$ , which is perpendicular to  $A C$ , there is no refraction. When it is incident along  $m E$ , there is refraction: it is bent at  $E$  and strikes the circle at  $n$ . When it is incident

\* Schelling thus expresses his contempt for experimental knowledge: "Newton's Optics is the greatest illustration of a whole structure of fallacies, which in all its parts is founded on observation and experiment." There are some small imitators of Schelling still in Germany.



along  $m'E$ , there is also refraction at E, the beam striking the point  $n'$ . From the ends of the incident beams, let the perpendiculars  $mo, m'o'$  be drawn upon BD, and from the ends of the refracted beams let the perpendiculars  $pn, p'n'$  be also drawn. Measure the lengths of  $om$  and of  $pn$ , and divide the

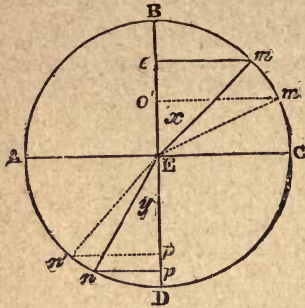


FIG. I.

one by the other. You obtain a certain quotient. In like manner divide  $m'o'$  by the corresponding perpendicular  $p'n'$ ; you obtain in each case *the same quotient*. Snell, in fact, found this quotient to be a *constant quantity* for each particular substance, though it varied in amount from substance to substance. He called the quotient the *index of refraction*.

This law is one of the corner-stones of optical science, and its applications to-day are million-fold. Immediately after its discovery, Descartes applied it to the explanation of the rainbow. The bow is seen when the back is turned to the sun. Draw a straight line through the spectator's eye and the sun, the bow is always seen at the same angular distance from this line. This was the great difficulty. Why should the bow be always and at all its parts, forty-one degrees from this line? Taking a pen and calculating the track of every ray through a rain-drop, Descartes found that, at one particular angle, the rays emerged from the drop almost parallel to each other; being thus enabled to preserve their intensity through long atmospheric distances; at all other angles the rays quitted the drop *divergent*, and through this divergence became so feeble as to be practically lost to the eye. The particular angle here referred to was the foregoing angle of forty-one degrees, which observation had proved to be invariably that of the rainbow.

But in the rainbow a new phenomenon was introduced—the phenomenon of color. And here we arrive at one of those points in the history of science, when men's labors so intermingle, that it is difficult to assign to each worker his precise meed of honor. Descartes was at the threshold of the discovery of the composition of solar light. But he failed to attain perfect clearness, and it is

certain that he did not enunciate the true law. This was reserved for Newton, who went to work in this way: Through the closed window-shutter of a room he pierced an orifice, and allowed a thin sunbeam to pass through it. The beam stamped a round image of the sun on the opposite white wall of the room. In the path of this beam Newton placed a prism, expecting to see the beam refracted, but also expecting to see the image of the sun, after refraction, round; to his astonishment, it was drawn out to an image whose length was five times its breadth; and this image was divided into bands of different colors. Newton saw immediately that solar light was *composite*, not simple. His image revealed to him the fact that some constituents of the solar light were more deflected by the prism than others, and he concluded, therefore, that white solar light was a mixture of lights of different colors and of different degrees of refrangibility.

Let us reproduce this celebrated experiment. On the screen is now stamped a luminous disk, which may stand for Newton's image of the sun. Causing the beam which produces the disk to pass through a prism, we obtain Newton's elongated colored image, which he called a *spectrum*. Newton divided the spectrum into seven parts—red, orange, yellow, green, blue, indigo, violet—which are commonly called the seven primary or prismatic colors. This drawing out of the white light into its constituent colors is called *dispersion*.

This was the first analysis of solar light by Newton; but the scientific mind is fond of verification, and never neglects it where it is possible. It is this stern conscientiousness in testing its conclusions that gives adamantine strength to science, and renders all assaults on it unavailing. Newton completed his proof by synthesis in this way: The spectrum now before you is produced by a glass prism. Causing the decomposed beam to pass through a second similar prism, but so placed that the colors are refracted back and reblended, the perfectly white image of the slit is restored. Here, then, refraction and dispersion are simultaneously abolished. Are they always so? Can we have the one without the other? It was Newton's conclusion that we could not. Here he erred, and his error, which he maintained to the end of his life, retarded the progress of optical discovery. Dolland subsequently proved that, by combining two different kinds of glass, the colors could be extinguished, still leaving a residue of refraction, and he employed this residue in the construction of achromatic lenses—lenses which yield no color—which Newton thought an impossibility. By setting a water-prism—water contained in a wedge-shaped vessel with glass sides—in opposition to a prism of glass, this point can be illustrated before you. We have first the position of the unrefracted beam marked upon the screen;



then we produce the water-spectrum ; finally, by introducing a flint glass prism, we refract the beam back, until the color disappears. The image of the slit is now *white* ; but you see that, though the dispersion is abolished, the refraction is not.

This is the place to illustrate another point bearing upon the instrumental means employed in these lectures. Note the position of the water-spectrum upon the screen. Altering, in no particular, the wedge-shaped vessel, but simply substituting for the water the transparent bisulphide of carbon, you notice how much higher the beam is thrown, and how much richer is the display of color. This will explain to you the use of this substance in our subsequent experiments.

The synthesis of white light may be effected in three ways, which are now worthy of special attention: Here, in the first instance, we have a rich spectrum produced by a prism of bisulphide of carbon. One face of the prism is protected by a diaphragm with a longitudinal slit, through which the beam passes into the prism. It emerges decomposed at the other side. I permit the colors to pass through a cylindrical lens, which so squeezes them together as to produce upon the screen a sharply-defined rectangular image of the longitudinal slit. In that image the colors are re-blended, and you see it perfectly white. Between the prism and the cylindrical lens may be seen the colors tracking themselves through the dust of the room. Cutting off the more refrangible fringe by a card, the rectangle is seen red ; cutting off the less refrangible fringe, the rectangle is seen blue. By means of a thin glass prism, I deflect one portion of the colors, and leave the residual portion. On the screen are now two colored rectangles produced in this way. These are *complementary* colors—colors which, by their union, produce white. Note that, by judicious management, one of these colors is rendered *yellow*, and the other *blue*. I withdraw the thin prism ; yellow falls upon blue, and we have *white* as the result of their union. On our way, we thus abolish the fallacy first exposed by Helmholtz, that the mixture of blue and yellow lights produces green.

Again, restoring the circular aperture, we obtain once more a spectrum like that of Newton. By means of a lens, we gather up these colors, and build them together not to an image of the aperture, but to an image of the carbon points themselves. Finally, in virtue of the persistence of impressions upon the retina, by means of a rotating disk, on which are spread in sectors the colors of the spectrum, we blend together the prismatic colors *in the eye itself*, and thus produce the impression of whiteness.

Having unravelled the interwoven constituents of white light, we have next to inquire, What part the constitution so revealed enables this agent to play in Nature ?

To it we owe all the phenomena of color ; and yet not to it alone, for there must be a certain relationship between the ultimate particles of natural bodies and light to enable them to extract from it the luxuries of color. But the function of natural bodies is here *selective*, not *creative*. There is no color generated by any natural body whatever. Natural bodies have showered upon them, in the white light of the sun, the sum total of all possible colors, and their action is limited to the sifting of that total, the appropriating from it of the colors which really belong to them, and the rejecting of those which do not. It will fix this subject in your minds if I say that it is the portion of light which they reject, and not that which belongs to them, that gives bodies their colors.

Let us begin our experimental inquiries here by asking, What is the meaning of blackness ? Pass a black ribbon in succession through the colors of the spectrum ; it quenches all. This is the meaning of blackness—it is the result of the absorption of *all* the constituents of solar light. Pass a red ribbon through the spectrum. In the red light the ribbon is a vivid red. Why ? Because the light that enters the ribbon is not quenched or absorbed, but sent back to the eye. Place the same ribbon in the green or blue of the spectrum ; it is black as jet. It absorbs the green and blue light, and leaves the space on which they fall a space of intense darkness. Place a green ribbon in the green of the spectrum. It shines vividly with its proper color ; transfer it to the red, it is black as jet. Here it absorbs all the light that falls upon it, and offers mere darkness to the eye. When white light is employed, the red sifts it by quenching the green, and the green sifts it by quenching the red, both exhibiting the residual color. Thus the process through which natural bodies acquire their colors is a *negative* one. The colors are produced by subtraction, not by addition. This red glass is red because it destroys all the more refrangible rays of the spectrum. This blue liquid is blue because it destroys all the less refrangible rays. Both together are opaque because the light transmitted by the one is quenched by the other. In this way by the union of two transparent substances we obtain a combination as dark as pitch to solar light. This other liquid finally is purple because it destroys the green and the yellow, and allows the terminal colors of the spectrum to pass unimpeded. From the blending of the blue and the red this gorgeous color is produced.

These experiments prepare us for the further consideration of a point already adverted to, and regarding which error has found currency for ages. You will find it stated in books that blue and yellow lights mixed together produce green. But blue and yellow have been just proved to be complementary colors, producing white by their mixture. The mixture of blue and yellow pigments un-



doubtedly produces green, but the mixture of pigments is totally different from the mixture of lights. Helmholtz, who first proved yellow and blue to complementary colors, has revealed the cause of the green in the case of the pigments. No natural color is *pure*. A blue liquid or a blue powder permits not only the blue to pass through it, but a portion of the adjacent green. A yellow powder is transparent not only to the yellow light, but also in part transparent to the adjacent green. Now, when blue and yellow are mixed together, the blue cuts off the yellow, the orange, and the red; the yellow, on the other hand, cuts off the violet, the indigo, and the blue. Green is the only color to which both are transparent, and the consequence is that, when white light falls upon a mixture of yellow and blue powders, the green alone is sent back to the eye. I have already shown you that the fine blue ammonia-sulphate of copper transmits a large portion of green, while cutting off all the less refrangible light. A yellow solution of picric acid also allows the green to pass, but quenches all the more refrangible light. What must occur when we send a beam through both liquids? The green band of the spectrum alone remains upon the screen.

This question of absorption is one of the most subtle and difficult in molecular physics. We are not yet in a condition to grapple with it, but we shall be by-and-by. Meanwhile, we may profitably glance back on the web of relations which these experiments reveal to us. We have, in the first place, in solar light an agent of exceeding complexity, composed of innumerable constituents, refrangible in different degrees. We find, secondly, the atoms and molecules of bodies gifted with the power of sifting solar light in the most various ways, and producing by this sifting the colors observed in nature and art. To do this they must possess a molecular structure commensurate in complexity with that of light itself. Thirdly, we have the human eye and brain so organized as to be able to take in and distinguish the multitude of impressions thus generated. Thus, the light at starting is complex; to sift and select it as they do natural bodies must be complex. Finally, to take in the impressions thus generated, the human eye and brain must be highly complex. Whence this triple complexity? If what are called material purposes were the only end to be served, a much simpler mechanism would be sufficient. But, instead of simplicity—instead of the principle of parsimony—we have prodigality of relation and adaptation, and this apparently for the sole purpose of enabling us to see things robed in the splendor of color. Would it not seem that Nature harbored the intention of educating us for other enjoyments than those derivable from meat and drink? At all events, whatever Nature meant—and it would be mere presumption to dogmatize

as to what she meant—we find ourselves here as the issue and upshot of her operations, endowed with capacities to enjoy not only the materially useful, but endowed with others of indefinite scope and application, which deal alone with the beautiful and the true.

## LECTURE II.

Origin of Physical Theories: Scope of the Imagination: Newton and the Emission Theory: Verification of Physical Theories: The Luminiferous; Ether: Wave-Theory of Light: Thomas Young: Fresnel and Arago: Conceptions of Wave-Motion: Interference of Waves: Constitution of Sound-Waves: Analogies of Sound and Light: Illustrations of Wave-Motion: Interference of Sound-Waves: Optical Illustrations: Pitch and Color: Lengths of the Waves of Light and Rates of Vibration of the Ether-Particles: Interference of Light: Phenomena which first suggested the Undulatory Theory: Hooke and the Colors of Thin Plates: The Soap-Bubble: Newton's Rings: Theory of "Fits": Its Explanation of the Kings: Overthrow of the Theory: Colors of Mother-of-Pearl.

WE might vary and extend our experiments on light indefinitely, and they certainly would prove us to possess a wonderful mastery over the phenomena. But the venture of the agent only would thus be revealed, not the agent itself. The human mind, however, is so constituted and so educated as regards natural things, that it can never rest satisfied with this outward view of them. Brightness and freshness take possession of the mind when it is crossed by the light of principles, which show the facts of Nature to be organically connected.

Let us, then, inquire what this thing is that we have been generating, reflecting, refracting, and analyzing.

In doing this, we shall learn that the life of the experimental philosopher is twofold. He lives, in his vocation, a life of the senses, using his hands, eyes, and ears in his experiments, but such a question as that now before us carries him beyond the margin of the senses. He cannot consider, much less answer, the question, "What is light?" without transporting himself to a world which undelies the sensible one, and out of which, in accordance with rigid law, all optical phenomena spring. To realize this subsensible world, if I may use the term, the mind must possess a certain pictorial power. It has to visualize the invisible. It must be able to form definite images of the things which that subsensible world contains; and to say that, if such or such a state of things exist in that world, then the phenomena which appear in ours must, of necessity, grow out of this state of things. If the picture be correct, the phenomena are accounted for; a physical theory has been enunciated which unites and explains them all.

This conception of physical theory implies, as you perceive, the exercise of the imagination. Do not be afraid of this word, which seems to render so many respectable people,



both in the ranks of science and out of them, uncomfortable. That men in the ranks of science should feel thus is, I think, a proof that they have suffered themselves to be misled by the popular definition of a great faculty instead of observing its operation in their own minds. Without imagination we cannot take a step beyond the bourne of the mere animal world, perhaps not even to the edge of this. But, in speaking thus of imagination, I do not mean a riotous power which deals capriciously with facts, but a well-ordered and disciplined power, whose sole function is to form conceptions which the intellect imperatively demands. Imagination thus exercised never really severs itself from the world of fact. This is the storehouse from which all its pictures are drawn; and the magic of its art consists, not in creating things anew, but in so changing the magnitude, position, and other relations of sensible things, as to render them fit for the requirements of the intellect in the subsensible world.\*

I will take, as an illustration of this subject, the case of Newton. Before he began to deal with light, he was intimately acquainted with the laws of elastic collision, which all of you have seen more or less perfectly illustrated on a billiard-table. As regards the collision of sensible masses, Newton knew the angle of incidence to be equal to the angle of reflection, and he also knew that experiment, as shown in our last lecture, had established the same law with regard to light. He thus found in his previous knowledge the material for theoretic images. He had only to change the magnitude of conceptions already in his mind to arrive at the Emission Theory of Light. He supposed light to consist of elastic particles of inconceivable minuteness shot out with inconceivable rapidity by luminous bodies. Such particles impinging upon smooth surfaces were reflected in accordance with the ordinary law

\* The following charming extract, bearing upon this point, was discovered and written out for me by my friend, Dr. Bence Jones, Hon. Secretary to the Royal Institution.

"In every kind of magnitude there is a degree or sort to which our sense is proportioned, the perception and knowledge of which is of the greatest use to mankind. The same is the groundwork of philosophy: for, though all sorts and degrees are equally the object of philosophical speculation, yet it is from those which are proportioned to sense that a philosopher must set out in his inquiries, ascending or descending afterwards, as his pursuits may require. He does well indeed to take his views from many points of sight, and supply the defects of sense by a well-regulated imagination; nor is he to be confined by any limit in space or time; but, as his knowledge of Nature is founded on the observation of sensible things, he must begin with these, and must often return to them to examine his progress by them. Here is his secure hold; and as he sets out from thence, so if he likewise trace not often his steps backwards with caution, he will be in hazard of losing his way in the labyrinths of Nature."—(Maclaurin: *An Account of Sir I. Newton's Philosophical Discoveries*. Written 1728; second edition, 1750; pp. 18, 19.

of elastic collision. The fact of optical reflection certainly occurred as if light consisted of elastic particles, and this was Newton's sole justification for introducing them.

But this is not all. In another important particular, also, Newton's conceptions regarding the nature of light were influenced by his previous knowledge. He had been working at the phenomena of gravitation and had made himself at home amid the operations of this universal power. Perhaps his mind at this time was too freshly and too deeply imbued with these notions to permit of his forming an unfettered judgment regarding the nature of light. Be that as it may, Newton saw in *refraction* the action of an attractive force exerted on the light-particles. He carried his conception out with the most severe consistency. Dropping vertically downwards towards the earth's surface, the motion of a body is accelerated as it approaches the earth. Dropping in the same manner downwards on a horizontal surface, say through air on glass or water, the velocity of the light-particles, when they come close to the surface, was, according to Newton, also accelerated. Approaching such a surface obliquely, he supposed the particles, when close to it, to be drawn down upon it, as a projectile is drawn by gravity to the surface of the earth. This deflection was, according to Newton, the refraction seen in our last lecture. Finally, it was supposed that differences of color might be due to differences in the sizes of the particles. This was the physical theory of light enunciated and defended by Newton; and you will observe that it simply consists in the transference of conceptions born in the world of the senses to a subsensible world.

But, though the region of physical theory lies thus behind the world of senses, the verifications of theory occur in that world. Laying the theoretic conception at the root of matters, we determine by rigid deduction what are the phenomena which must of necessity grow out of this root. If the phenomena thus deduced agree with those of the actual world, it is a presumption in favor of the theory. If as new classes of phenomena arise they also are found to harmonize with theoretic deduction, the presumption becomes still stronger. If, finally, the theory confers prophetic vision upon the investigator, enabling him to predict the existence of phenomena which have never yet been seen, and if those predictions be found on trial to be rigidly correct, the persuasion of the truth of the theory becomes overpowering. Thus working backwards from a limited number of phenomena, genius, by its own expansive force, reaches a conception which covers all the phenomena. There is no more wonderful performance of the intellect than this. And we can render no account of it. Like the scriptural gift of the Spirit, no man can tell whence it cometh. The passage from fact to principle is some-



times slow, sometimes rapid, and at all times a source of intellectual joy. When rapid, the pleasure is concentrated and becomes a kind of ecstasy or intoxication. To any one who has experienced this pleasure, even in a moderate degree, the action of Archimedes when he quitted the bath, and ran naked, crying "Eureka!" through the streets of Syracuse, becomes intelligible.

How, then, did it fare with the theory of Newton, when the deductions from it were brought face to face with natural phenomena? To the mind's eye, Newton's elastic particles present themselves like particles of sensible magnitude. The same reasoning applies to both; the same experimental checks exist for both. Tested by experiment, then, Newton's theory was found competent to explain many facts, and with transcendent ingenuity its author sought to make it account for all. He so far succeeded, that men so celebrated as Laplace and Malus, who lived till 1812, and Biot and Brewster, who lived till our own time, were found among his disciples.

Still, even at an early period of the existence of the Emission Theory, one or two great names were found recording a protest against it; and they furnish another illustration of the law that, in forming theories, the scientific imagination must draw its materials from the world of fact and experience. It was known long ago that sound is conveyed in waves or pulses through the air; and no sooner was this truth well housed in the mind than it was transformed into a theoretic conception. It was supposed that light, like sound, might also be the product of wave-motion. But what, in this case, could be the material forming the waves? For the waves of sound we have the air of our atmosphere; but the stretch of imagination which filled all space with a *luminiferous ether* trembling with the waves of light was so bold as to shock cautious minds. In one of my latest conversations with Sir David Brewster he said to me that his chief objection to the undulatory theory of light was that he could not think the Creator guilty of so clumsy a contrivance as the filling of space with ether in order to produce light. This, I may say, is very dangerous ground, and the quarrel of science with Sir David, on this point, as with many other persons on other points, is, that they profess to know too much about the mind of the Creator.

This conception of an ether was advocated and indeed applied to various phenomena of optics by the celebrated astronomer, Huyghens. It was espoused and defended by the celebrated mathematician, Euler. They were, however, opposed by Newton, whose authority at the time bore them down. Or shall I say it was authority merely? Not quite so. Newton's preponderance was in some degree due to the fact that, though Huyghens and Euler were right in the main, they did not possess sufficient data to *prove* themselves right. No human authority, however high,

can maintain itself against the voice of Nature speaking through experiment. But the voice of Nature may be an uncertain voice, through the scantiness of data. This was the case at the period now referred to, and at such a period by the authority of Newton all antagonists were naturally overborne.

Still, this great Emission Theory, which held its ground so long, resembled one of those circles which, according to your countryman Emerson, the force of genius periodically draws round the operations of the intellect, but which are eventually broken through by pressure from behind. In the year 1773 was born, at Milverton, in Somersetshire, one of the most remarkable men that England ever produced. He was educated for the profession of a physician, but was too strong to be tied down to professional routine. He devoted himself to the study of natural philosophy, and became in all its departments a master. He was also a master of letters. Languages, ancient and modern, were housed within his brain, and, to use the words of his epitaph, "he first penetrated the obscurity which had veiled for ages the hieroglyphics of Egypt." It fell to the lot of this man to discover facts in optics which Newton's theory was incompetent to explain, and his mind roamed in search of a sufficient theory. He had made himself acquainted with all the phenomena of wave-motion; with all the phenomena of sound; working successfully in this domain as an original discoverer. Thus informed and disciplined, he was prepared to detect any resemblance which might reveal itself between the phenomena of light and those of wave-motion. Such resemblances he did detect; and, spurred on by the discovery, he pursued his speculations and his experiments, until he finally succeeded in placing on an immovable basis the Undulatory Theory of Light.

The founder of this great theory was Thomas Young, a name, perhaps, unfamiliar to many of you. Permit me, by a kind of geometrical construction which I once employed in London, to give you a notion of the magnitude of this man. Let Newton stand erect in his age, and Young in his. Draw a straight line from Newton to Young, which shall form a tangent to the heads of both. This line would slope downwards from Newton to Young, because Newton was certainly the taller man of the two. But the slope would not be steep, for the difference of stature was not excessive. The line would form what engineers call a gentle gradient from Newton to Young. Place underneath this line the biggest man born in the interval between both. He would not, in my opinion, reach the line; for if he did he would be taller intellectually than Young, and there was, I believe, none taller. But I do not want you to rest on English estimates of Young; the German, Helmholtz, a kindred genius, thus speaks of him: "His was one



of the most profound minds that the world has ever seen; but he had the misfortune to be too much in advance of his age. He excited the wonder of his contemporaries, who, however, were unable to follow him to the heights at which his daring intellect was accustomed to soar. His most important ideas lay, therefore, buried and forgotten in the folios of the Royal Society, until a new generation gradually and painfully made the same discoveries, and proved the exactness of his assertions and the truth of his demonstrations."

It is quite true, as Helmholtz says, that Young was in advance of his age; but something is to be added which illustrates the responsibility of our public writers. For twenty years this man of genius was quenched—hidden from the appreciative intellect of his countrymen—deemed in fact a creamer, through the vigorous audacity of a writer who had then possession of the public ear, and who in the *Edinburgh Review* poured ridicule upon Young and his speculations. To the celebrated Frenchmen, Fresnel and Arago, he was first indebted for the restitution of his rights, for they, especially Fresnel, remade independently, as Helmholtz says, and vastly extended his discoveries. To the students of his works Young has long since appeared in his true light, but these twenty blank years pushed him from the public mind, which became in turn filled with the fame of Young's colleague at the Royal Institution, Davy, and afterwards with the fame of Faraday. Carlyle refers to the remark of Novalis, that a man's self-trust is enormously increased the moment he finds that others believe him. If the opposite remark be true—if it be a fact that public disbelief weakens a man's force—there is no calculating the amount of damage these twenty years of neglect may have done to Young's productiveness as an investigator. It remains to be stated that his assailant was Mr. Henry Brougham, afterwards Lord Chancellor of England.

Our hardest work is now before us. And, as I have often had occasion to notice that capacity for hard work depends in a great measure on the antecedent winding up of the will and determination, I would call upon you to gird up your loins for our coming labors. If we succeed in climbing the hill which faces us to-night, our future efforts will be comparatively light.

In the earliest writings of the ancients we find the notion that sound is conveyed by the air. Aristotle gives expression to this notion, and the great architect Vitruvius compares the waves of sound to waves of water. But the real mechanism of wave-motion was hidden from the ancients, and indeed was not made clear until the time of Newton. The central difficulty of the subject was, to distinguish between the motion of the wave itself and the motion of the particles

which at any moment constitute the wave.

Stand upon the sea-shore and observe the advancing rollers before they are distorted by the friction of the bottom. Every wave has a back and a front, and, if you clearly seize the image of the moving wave, you will see that every particle of water along the front of the wave is in the act of rising, while every particle along its back is in the act of sinking. The particles in front reach in succession the crest of the wave, and as soon as the crest is passed they begin to fall. They then reach the furrow or *sinus* of the wave, and can sink no farther. Immediately afterwards they become the front of the succeeding wave, rise again until they reach the crest, and then sink as before. Thus, while the waves pass onward horizontally, the individual particles are simply lifted up and down vertically. Observe a sea-fowl, or, if you are a swimmer, abandon yourself to the action of the waves; you are not carried forward, but simply rocked up and down. The propagation of a wave is the propagation of a *form*, and not the transference of the substance which constitutes the wave.

The *length* of the wave is the distance from crest to crest, while the distance through which the individual particles oscillate is called the *amplitude* of the oscillation. You will notice that in this description the particles of water are made to vibrate *across* the line of propagation.\*

And now we have to take a step forward, and it is the most important step of all. You can picture two series of waves proceeding from different origins through the same water. When, for example, you throw two stones into still water, the ring-waves proceeding from the two centres of disturbance intersect each other. Now, no matter how numerous these waves may be, the law holds good that the motion of every particle of the water is the algebraic sum of all the motions imparted to it. If crest coincide with crest, the wave is lifted to a double height; if furrow coincide with crest, the motions are in opposition, and their sum is zero. We have then still water, which we shall learn presently corresponds to what we call *darkness* in reference to our present subject. This action of wave upon wave is technically called *interference*, a term to be remembered.

Thomas Young's fundamental discovery in optics was that the principle of Interference applied to light. Long prior to his time, an Italian philosopher, Grimaldi, had stated that, under certain circumstances, two thin beams of light, each of which, acting singly, produced a luminous spot upon a white wall, when caused to act together, partially

\* I do not wish to encumber the conception here with the details of the motion, but I may draw attention to the beautiful model of Professor Lyman, wherein waves are shown to be produced by the *circular* motion of the particles. This, as proved by the brothers Weber, is the real motion in the case of water-waves.



quenched each other and darkened the spot. This was a statement of fundamental significance, but it required the discoveries and the genius of Young to give it meaning. How he did so, I will now try to make clear to you. You know that air is compressible; that by pressure it can be rendered more dense, and that by dilatation it can be rendered more rare. Properly agitated, a tuning-fork now sounds in a manner audible to you all, and most of you know that the air through which the sound is passing is parcelled out into spaces in which the air is condensed, followed by other spaces in which the air is rarefied. These condensations and rarefactions constitute what we call *waves* of sound. You can imagine the air of a room traversed by a series of such waves, and you can imagine a second series sent through the same air, and so related to the first that condensation coincides with condensation and rarefaction with rarefaction. The consequence of this coincidence would be a louder sound than that produced by either system of waves taken singly. But you can also imagine a state of things where the condensations of the one system fall upon the rarefactions of the other system. In this case the two systems would completely neutralize each other. Each of them, taken singly, produces sound; both of them, taken together, produce no sound. Thus, by adding sound to sound we produce silence, as Grimaldi in his experiment produced darkness by adding light to light.

The analogy between sound and light here at once flashes upon the mind. Young generalized this observation. He discovered a multitude of similar cases, and determined their precise conditions. On the assumption that light was wave-motion, all his experiments on interference were explained; on the assumption that light was flying particles, nothing was explained. In the time of Huyghens and Euler a medium had been assumed for the transmission of the waves of light; but Newton raised the objection that, if light consisted of the waves of such a medium, shadows could not exist. The waves, he contended, would bend round opaque bodies and produce the motion of light behind them, as sound turns a corner, or as waves of water wash round a rock. It was proved that the bending round referred to by Newton actually occurs, but that the inflected waves abolish each other by their mutual interference. Young also discerned a fundamental difference between the waves of light and those of sound. Could you see the air through which sound-waves are passing, you would observe every individual particle of air oscillating to and fro in the direction of propagation. Could you see the ether, you would also find every individual particle making a small excursion to and fro, but here the motion, like that assigned to the water-particles above referred to, would be *across* the line of propa-

gation. The vibrations of the air are *longitudinal*, the vibrations of the ether are *transversal*.

It is my desire that you should realize with clearness the character of wave-motion, both in ether and in air. And, with this view, I bring before you an experiment wherein the air-particles are represented by small spots of light. They are parts of a spiral, drawn upon a circle of blackened glass, and, when the circle rotates, the spots move in successive pulses over the screen. You have here clearly set before you how the pulses travel incessantly forward, while the particles that compose them perform oscillations to and fro. This is the picture of a sound-wave, in which the vibrations are longitudinal. By another glass wheel, we produce an image of a transverse wave, and here we observe the waves travelling in succession over the screen, while each individual spot of light performs an excursion to and fro across the line of propagation.

Notice what follows when the glass wheel is turned very quickly. Objectively considered, the transverse waves propagate themselves as before, but subjectively the effect is totally changed. Because of the retention of impressions upon the retina, the spots of light simply describe a series of parallel luminous lines upon the screen, the length of these lines marking the amplitude of the vibration. The impression of wave-motion has totally disappeared.

The most familiar illustration of the interference of sound-waves is furnished by the *beats* produced by two musical sounds slightly out of unison. These two tuning-forks are now in perfect unison, and when they are agitated together the two sounds flow without roughness, as if they were but one. But, by attaching to one of the forks a two-cent piece, we cause it to vibrate a little more slowly than its neighbor. Suppose that one of them performs 101 vibrations in the time required by the other to perform 100, and suppose that at starting the condensations and rarefactions of both forks coincide. At the 101st vibration of the quickest fork they will again coincide, the quicker fork at this point having gained one whole vibration, or one whole wave upon the other. But a little reflection will make it clear that, at the 50th vibration, the two forks are in opposition; here the one tends to produce a condensation where the other tends to produce a rarefaction; by the united action of the two forks, therefore, the sound is quenched, and we have a pause of silence. This occurs where one fork has gained *half a wave-length* upon the other. At the 101st vibration we have again coincidence, and, therefore, augmented sound; at the 150th vibration we have again a quenching of the sound. Here the one fork is *three half-waves* in advance of the other. In general terms, the waves conspire when the one series is an *even* number of half-wave lengths,



and they are destroyed when the one series is an *odd* number of half-wave lengths in advance of the other. With two forks so circumstanced, we obtain those intermittent shocks of sound separated by pauses of silence, to which we give the name of beats.

I now wish to show you what may be called the *optical expression* of those beats. Attached to a large tuning-fork, F (Fig. 2), is a small mirror, which shares the vibrations of the fork, and on to the mirror is thrown a thin beam of light, which shares the vibrations of the mirror. The beam reflected from the fork is received upon a piece of looking-glass, and thrown back upon the screen, where it stamps itself as a small luminous disk. The agitation of the fork by a violin-bow converts that disk into a *band* of light, and if you simply move your heads to and fro you cause the image of the band to sweep over the retina, drawing it out to a sinuous line, thus proving the periodic character of the motion which produces it. By a sweep of the looking-glass, we can also cover the screen from side to side by a luminous scroll, *m n*, Fig. 2, the depth of the sinuosities indicating the amplitude of the vibration.

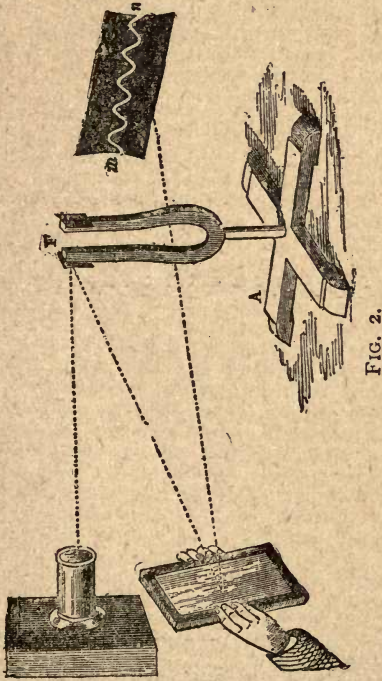


FIG. 2.

Instead of receiving the beam reflected from the fork on a piece of looking-glass, we now receive it upon a second mirror attached to a second fork, and cast by it upon the screen. Both forks now act in combination upon the beam. The disk is drawn out, as before, the

band of light gradually shortening as the motion subsides, until, when the motion ceases, we have our luminous disk restored. Weighting one of the forks as we did before, with a two-cent piece, sometimes the fork; conspire, and then you have the band of light drawn out to its maximum length; sometimes they oppose each other, and then you have the band of light diminished to a circle. Thus, the beats which address the ear express themselves optically as the alternate elongation and shortening of the band of light. If I move the mirror of this second fork, you have a sinuous line, as before; but the sinuosities are sometimes deep, and sometimes they almost disappear, as in Fig. 3, thus expressing the alternate increase and diminution of the sound, the intensity of which is expressed by the depth of the sinuosities. To Lissajous we owe this mode of illustration.



FIG. 3.

The *pitch* of a sound is wholly determined by the rapidity of the vibration, as the *intensity* is by the amplitude. The rise of pitch with the rapidity of the impulses may be illustrated by the syren, which consists of a perforated disk rotating over a cylinder into which air is forced, and the end of which is also perforated. When the perforations of the disk coincide with those of the cylinder, a puff escapes; and, when the puffs succeed each other with sufficient rapidity, the impressions upon the auditory nerve link themselves together to a continuous musical note. The more rapid the rotation of the disk the quicker is the succession of the impulses, and the higher the pitch of the note. Indeed, by



means of the syren the number of vibrations due to any musical note, whether it be that of an instrument, of the human voice, or of a flying insect, may be accurately determined.

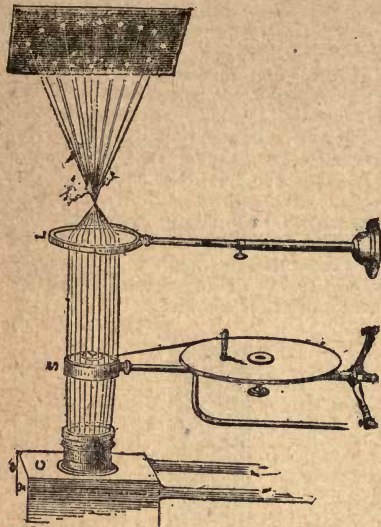


FIG. 4.

In front of our lamp now stands a very homely instrument, S, Fig. 4, of this character. The perforated disk is turned by a wheel and band, and, when the two sets of perforations coincide, a series of spots of light, sharply defined by the lens L, ranged on the circumference of a circle, is seen upon the screen. On slowly turning the disk, a flicker is produced by the alternate stoppage and transmission of the light. At the same time air is urged into the syren, and you hear a fluttering sound corresponding to the flickering light. But, by augmenting the rapidity of rotation, the light, though intercepted as before, appears perfectly steady, through the persistence of impressions upon the retina; and, about the time when the optical impression becomes continuous, the auditory impression becomes equally so; the puffs from the syren linking themselves then together to a continuous musical note, which rises in pitch with the rapidity of the rotation. A movement of the head causes the image of the spots to sweep over the retina, producing beaded lines: the same effect is produced upon our screen by the sweep of a looking glass which has received the thin beams from the syren.

In the undulatory theory, what pitch is to the ear, color is to the eye. Though never seen, the lengths of the waves of light have been determined. Their existence is proved by their effects, and from their effects also their lengths may be accurately deduced. This may, moreover, be done in many ways, and, when the different determinations are

compared, the strictest harmony is found to exist between them. The shortest waves of the visible spectrum are those of the extreme violet; the longest, those of the extreme red; while the other colors are of intermediate pitch or wave-length. The length of a wave of the extreme red is such that it would require 36,918 of them placed end to end to cover one inch, while 64,631 of the extreme violet waves would be required to span the same distance.

Now, the velocity of light, in round numbers, is 190,000 miles per second. Reducing this to inches, and multiplying the number thus found by 36,918, we obtain the number of waves of the extreme red in 190,000 miles. All these waves enter the eye, and hit the retina at the back of the eye in one second. The number of shocks per second necessary to the production of the impression of red is, therefore, four hundred and fifty-one millions of millions. In a similar manner, it may be found that the number of shocks corresponding to the impression of violet is seven hundred and eighty-nine millions of millions. All space is filled with matter oscillating at such rates. From every star waves of these dimensions move with the velocity of light like spherical shells outwards. And in the ether, just as in the water, the motion of every particle is the algebraic sum of all the separate motions imparted to it. Still, one motion does not blot the other out; or, if extinction occur at one point, it is atoned for at some other point. Every star declares by its light its undamaged individuality, as if it alone had sent its thrills through space.

The principle of interference applies to the waves of light as it does to the waves of water and the waves of sound. And the conditions of interference are the same in all three. If two series of light-waves of the same length start at the same moment from a common origin, crest coincides with crest, sinus with sinus, and the two systems blend together to a single system of double amplitude. If both series start at the same moment, one of them being, at starting, a whole wave-length in advance of the other, they also add themselves together, and we have an augmented luminous effect. Just as in the case of sound, the same occurs when the one system of waves is any even number of semi-undulations in advance of the other. But if the one system be half a wave-length, or any odd number of half wave-lengths in advance, then the crests of the one fall upon the sinuses of the other; the one system, in fact, tends to lift the particles of ether at the precise places where the other tends to depress them; hence, through their joint action the ether remains perfectly still. This stillness of the ether is what we call darkness, which corresponds, as already stated, with a dead level in the case of water.

It was said in our first lecture, with reference to the colors produced by absorption,



that the function of natural bodies is selective, not creative; that they extinguish certain constituents of the white solar light, and appear in the colors of the unextinguished light. It must at once flash upon your minds that, inasmuch as we have in interference an agency by which light may be self-extinguished, we may have in it the conditions for the production of color. But this would imply that certain constituents are quenched by interference, while others are permitted to remain. This is the fact; and it is entirely due to the difference in the lengths of the waves of light.

The subject is most easily illustrated by the class of phenomena which first suggested the undulatory theory to the mind of Hooke. These are the colors of thin films of all kinds, which are known as the *colors of thin plates*. In this relation no object in the world possesses a deeper scientific interest than a common soap-bubble. And here let me say emerges one of the difficulties which the student of pure science encounters in the presence of "practical" communities like those of America and England; it is not to be expected that such communities can entertain any profound sympathy with labors which seem so far removed from the domain of practice as many of the labors of the man of science are. Imagine Dr. Draper spending his days in blowing soap-bubbles and in studying their colors! Would you show him the necessary patience, or grant him the necessary support? And yet, be it remembered, it was thus that Newton spent a large portion of his time; and that on such experiments has been founded a theory, the issues of which are incalculable. I see no other way for you laymen than to trust the scientific man with the choice of his inquiries; he stands before the tribunal of his peers, and by their verdict on his labors you ought to abide.

Whence, then, are derived the colors of the soap-bubble? Imagine a beam of white light impinging on the bubble. When it reaches the first surface of the film, a known fraction of the light is reflected back. But a large portion of the beam enters the film, reaches its second surface, and is again in part reflected. The waves from the second surface thus turn back and hotly pursue the waves from the first surface. And, if the thickness of the film be such as to cause the necessary retardation, the two systems of waves interfere with each other, producing augmented or diminished light, as the case may be. But, inasmuch as the waves of light are of different lengths, it is plain that, to produce self-extinction in the case of the longer waves, a greater thickness of film is necessary than in the case of the shorter ones. Different colors, therefore, appear at different thicknesses of the film.

Take with you a little bottle of spirit of turpentine, and pour it into one of the ponds in the Central Park. You will then see the

flashing of those colors over the surface of the water. On a small scale we produce them thus: A common tea-tray is filled with water, beneath the surface of which dips the end of a pipette. A beam of light falls upon the water, and is reflected by it to the screen. Spirit of turpentine is poured into the pipette; it descends, issues from the end in minute drops, which rise in accession to the surface. On reaching it, each drop spreads suddenly out as a film, and glowing colors immediately flash forth upon the screen. The colors change as the thickness of the film changes by evaporation. They are also arranged in zones in consequence of the gradual diminution of thickness from the centre outwards.

Any film whatever will produce these colors. The film of air between two plates of window-glass, squeezed together, exhibits rich fringes of color. Nor is even air necessary; the mere rupture of optical continuity suffices. Smite with an axe the black, transparent ice—black, because it is transparent and of great depth—under the moraine of a glacier; you readily produce in the interior flaws which no air can reach, and from these flaws the colors of thin plates sometimes break like fire. The colors are commonly seen in flawed crystals; they are also formed by the film of oxide which collects upon molten lead. It is the colors of thin plates that guide the tempering of steel. But the origin of most historic interest is, as already stated, the soap-bubble. With one of those mixtures employed by the eminent blind philosopher Plateau in his researches on the cohesion figures of thin films, we obtain in still air a bubble twelve or fifteen inches in diameter. You may look at the bubble itself, or you may look at its projection upon the screen, rich colors arranged in zones are, in both cases, exhibited. Rendering the beam parallel, and permitting it to impinge upon the sides, bottom, and top of the bubble, gorgeous fans of color overspread the screen, which rotate as the beam is carried round the circumference of the bubble. By this experiment the internal motions of the film are also strikingly displayed.

Newton sought to measure the thickness of the bubble corresponding to each of these colors; in fact, he sought to determine generally the relation of color to thickness. His first care was to obtain a film of variable and calculable depth. On a plano-convex glass lens of very feeble curvature he laid a plate of glass with a plane surface, thus obtaining a film of air of gradually increasing depth from the point of contact outwards. On looking at the film in monochromatic light he saw surrounding the place of contact a series of bright rings separated from each other by dark ones, and becoming more closely packed together as the distance from the point of contact augmented. When he employed *red* light, his rings had certain diameters; when he employed *blue* light, the diameters were less. Causing his glasses to pass through the spec-



trum from red to blue, the rings contracted; when the passage was from blue to red, the rings expanded. When *white* light fell upon the glasses, inasmuch as the colors were not superposed, a series of *iris-colored* circles were obtained. They became paler as the film became thicker, until finally the colors became so intimately blended as to produce white light. A magnified image of *Newton's rings* is now before you, and, by employing in succession red, blue, and white light, we obtain all the effects observed by Newton.

He compared the tints thus obtained with the tints of the soap-bubble, and he calculated the corresponding thickness. How he did this may be thus made plain to you: Suppose the water of the ocean to be absolutely smooth; it would then accurately represent the earth's curved surface. Let a perfectly horizontal plane touch the surface at any point. Knowing the earth's diameter, any engineer or mathematician in this room could tell you how far the sea's surface will lie below this plane, at the distance of a yard, ten yards, a hundred yards, or a thousand yards from the point of contact of the plane and the sea. It is common, indeed, in levelling operations, to allow for the curvature of the earth. Newton's calculation was precisely similar. His plane glass was a tangent to his curved one. From its refractive index and focal distance he determined the diameter of the sphere of which his curved glass formed a segment, he measured the distances of his rings from the place of contact, and he calculated the depth between the tangent plane and the curved surface, exactly as the engineer would calculate the distance between his tangent plane and the surface of the sea. The wonder is, that, where such infinitesimal distances are involved, Newton, with the means at his disposal, could have worked with such marvellous exactitude.

To account for these rings was the greatest difficulty that Newton ever encountered. He quite appreciated the difficulty. Over his eagle-eye there was no film—no vagueness in his conceptions. At the very outset his theory was confronted by the question, Why, when a beam of light is incident on a transparent body, are some of the light-particles reflected and some transmitted? Is it that there are two kinds of particles, the one specially fitted for transmission and the other for reflection? This cannot be the reason; for, if we allow a beam of light which has been reflected from one piece of glass to fall upon another, it, as a general rule, is also divided into a reflected and a transmitted portion. Thus the particles once reflected are not always reflected, nor are the particles once transmitted always transmitted. Newton saw all this; he knew he had to explain why it is that the self-same particle is at one moment reflected and at the next moment transmitted. It could only be through *some change in the condition of the particle*

*itself*. The self-same particle, he affirmed, was affected by "fits" of easy transmission and reflection.

If you are willing to follow me while I unravel this theory of fits, the most subtle, perhaps, that ever entered the human mind, the intellectual discipline will repay you for the necessary effort of attention. Newton was chary of stating what he considered to be the cause of the fits, but there cannot be a doubt that his mind rested on a mechanical cause. Nor can there be a doubt that, as in all attempts at theorizing, he was compelled to fall back upon experience for the materials of his theory. His course of observation and of thought may have been this: From a magnet he might obtain the notion of attracted and repelled poles. What more natural than that he should endow his light-particles with such poles? Turning their attracted poles towards a transparent substance, the particles would be sucked in and transmitted; turning their repelled poles, they would be driven away or reflected. Thus, by the ascription of poles, the transmission and reflection of the self-same particle at different times might be accounted for.

Regard these rings of Newton as seen in pure red light: they are alternately bright and dark. The film of air corresponding to the outermost of them is not thicker than an ordinary soap-bubble, and it becomes thinner on approaching the centre; still Newton, as I have said, measured the thickness corresponding to every ring and showed the difference of thickness between ring and ring. Now, mark the result. For the sake of convenience, let us call the thickness of the film of air corresponding to the first dark ring  $d$ , then Newton found the distance corresponding to the second dark ring  $2d$ ; the thickness corresponding to the third dark ring  $3d$ ; the thickness corresponding to the tenth dark ring  $10d$ , and so on. Surely there must be some hidden meaning in this little distance  $d$ , which turns up so constantly? One can imagine the intense interest with which Newton pondered its meaning. Observe the probably outcome of his thought. He had endowed his light-particles with poles, but now he is forced to introduce the notion of *periodic recurrence*. How was this to be done? By supposing the light-particles animated, not only with a motion of translation, but also with a motion of rotation. Newton's astronomical knowledge would render all such conceptions familiar to him. The earth has such a motion. In the time occupied in passing over a million and a half of miles of its orbit—that is in twenty four hours—our planet performs a complete rotation, and, in the time required to pass over the distance  $d$ , Newton's light-particle must be supposed to perform a complete rotation. True, the light-particle is smaller than the planet and the distance  $d$ , instead of being a million and a half of miles, is a little over the ninety-



thousandth of an inch. But the two conceptions are, in point of intellectual quality, identical.

Imagine, then, a particle entering the film of air where it possesses this precise thickness. To enter the film, its attracted end must be presented. Within the film it is able to turn *once* completely round; at the other side of the film its attracted pole will be again presented; it will, therefore, enter the glass at the opposite side of the film *and be lost to the eye*. All round the place of contact, wherever the film possesses this precise thickness, the light will equally disappear—we shall have a ring of darkness.

And now observe how well this conception falls in with the law of proportionality discovered by Newton. When the thickness of the film is  $2d$ , the particle has time to perform *two* complete somersaults within the film; when the thickness is  $3d$ , *three* complete somersaults; when  $10d$ , *ten* complete somersaults are performed. It is manifest that in each of these cases, on arriving at the second surface of the film, the attracted pole of the particle will be presented. It will, therefore, be transmitted, and, because no light is sent to the eye, we shall have a ring of darkness at each of these places.

The bright rings follow immediately from the same conception. They occur between the dark rings, the thicknesses to which they correspond being also intermediate between those of the dark ones. Take the case of the first bright ring. The thickness of the film is  $\frac{1}{2}d$ ; in this interval the rotating particle can perform only half a rotation. When, therefore, it reaches the second surface of the film, its repelled pole is presented; it is, therefore, driven back and reaches the eye. At all distances round the centre corresponding to this thickness the same effect is produced, and the consequence is a ring of brightness. The other bright rings are similarly accounted for. At the second one, where the thickness is  $1\frac{1}{2}d$ , a rotation and a half is performed; at the third, two rotations and a half; and at each of these places the particles present their repelled poles to the lower surface of the film. They are therefore sent back to the eye, producing the impression of brightness. Here, then, we have unravelled the most subtle application that Newton ever made of the Emission Theory.

It has been stated in the early part of this lecture, that the Emission Theory assigned a greater velocity to light in glass and water, than in air or stellar space. Here it was at direct issue with the theory of undulation, which makes the velocity in air or stellar space *less* than in glass or water. By an experiment proposed by Arago, and executed with consummate skill by Foucault and Fizeau, this question was brought to a crucial test, and decided in favor of the theory of undulation. In the present instance also the two theories are at variance. Newton as-

sumed that the action which produces the alternate bright and dark rings took place at a *single surface*; that is, the second surface of the film. The undulatory theory affirms that the rings are caused by the interference of waves reflected from *both surfaces*. This also has been demonstrated by experiment. By proper devices we may abolish reflection from one of the surfaces of the film, and when this is done the rings vanish altogether.

Rings of feeble intensity are also formed by *transmitted light*. These are referred by the undulatory theory to the interference of waves which have passed *directly* through the film, with others which have suffered *two reflections* within the film. They are thus completely accounted for.

Newton, by the foregoing exceedingly subtle assumption, vaulted over the difficulty presented by the colors of thin plates. And, as further difficulties in process of time thickened round the theory, his disciples tried to sustain it with an ingenuity worthy of their master. The new difficulties were not anticipated by the theory, but were met by new assumptions, until at length the Emission Theory became what a distinguished writer calls a "mob of hypotheses." In the presence of the phenomena of interference, the theory finally broke down, while the whole of these phenomena lie, as it were, latent in the theory of undulation. Newton's "fits," for example, are immediately translatable into the lengths of the ether-waves. We have the observed periodic recurrence as the thickness varies so as to produce a retardation of an odd or even number of semi-undulations.\*

Numerous other colors are due to interference. Fine scratches drawn upon glass or polished metal reflect the waves of light from their sides; and some, being reflected from opposite sides of the same furrow, interfere with and quench each other. But the obliquity of reflection which extinguishes the shorter waves does not extinguish the longer ones, hence the phenomena of color. These are called the colors of *striated surfaces*. They are well illustrated by mother-of-pearl. This shell is composed of exceedingly thin layers, which, when cut across by the polishing of the shell, expose their edges and furnish the necessary small and regular grooves. The most conclusive proof that the colors are due to the mechanical state of the surface is to be found in the fact, established by Brewster, that, by stamping the shell carefully

\* In the explanation of Newton's rings, something besides thickness is to be taken into account. In the case of the first surface of the film of air, the waves pass from a denser to a rarer medium, while in the case of the second surface, the waves pass from a rarer to a denser medium. This difference at the two reflecting surfaces can be proved to be equivalent to the addition of half a wave-length to the thickness of the film. To the absolute thickness, as determined by Newton, half a wave-length is in each case to be added. When this is done, the dark and bright rings follow each other in exact accordance with the law of interference already enunciated.



upon black sealing-wax, we transfer the grooves, and produce upon the wax the colors of mother-of-pearl.

### LECTURE III.

Relation of Theories to Experience: Origin of the Notion of the Attraction of Gravitation: Notion of Polarity, how generated: Atomic Polarity: Structural Arrangements due to Polarity: Architecture of Crystals considered as an Introduction to their Action upon Light: Notion of Atomic Polarity applied to Crystalline Structure: Experimental Illustrations: Crystallization of Water: Expansion by Heat and by Cold: Deportment of Water considered and explained: Molecular Action illustrated by a Model: Force of Solidification: Bearings of Crystallization on Optical Phenomena: Refraction: Double Refraction: Polarization: Action of Tourmaline: Character of the Beams emergent from Iceland Spar: Polarization by ordinary Refraction and Reflection: Depolarization.

IN our last lecture we sought to familiarize our minds with the characteristics of wave-motion. We drew a clear distinction between the motion of the wave itself and the motion of its constituent particles. Passing through water-waves and air-waves, we prepared our minds for the conception of light-waves propagated through the luminiferous ether. The analogy of sound will fix the whole mechanism in your minds. Here we have a vibrating body which originates the wave motion, we have, in the air, a vehicle which conveys it, and we have the auditory nerve which receives the impressions of the sonorous waves. In the case of light we have in the vibrating atoms of the luminous body the originators of the wave-motion, we have in the ether its vehicle, while the optic nerve receives the impression of the luminiferous waves. We learned, also, that color is the analogue of pitch, that the rapidity of atomic vibration augmented, and the length of the ether-waves decreased, in passing from the red to the blue end of the spectrum. The fruitful principle of interference we also found applicable to the phenomena of light; and we learned that, in consequence of the different lengths of the ether-waves, they were extinguished by different thicknesses of a transparent film, the particular thickness which quenched one color glowing, therefore, with the complementary one. Thus the colors of thin plates were accounted for.

But one of the objects of our last lecture, and that not the least important, was to illustrate the manner in which scientific theories are formed. They, in the first place, take their rise in the desire of the mind to penetrate to the sources of phenomena. This desire has long been a part of human nature. It prompted Cæsar to say that he would exchange his victories for a glimpse of the sources of the Nile; it may be seen working in Lucretius; it impels Darwin to those daring speculations which of late years have so agitated the public mind. We have learned that in framing theories the imagination does

not create, but that it expands, diminishes, moulds, and refines, as the case may be, materials derived from the world of fact and observation.

This is more evidently the case in a theory like that of light, where the motions of a subsensible medium, the ether, are presented to the mind. But no theory escapes the condition. Newton took care not to encumber gravitation with unnecessary physical conceptions; but we have reason to know that he indulged in them, though he did not connect them with his theory. But even the theory as it stands did not enter the mind as a revelation discovered from the world of experience. The germ of the conception that the sun and planets are held together by a force of attraction is to be found in the fact that a magnet had been previously seen to attract iron. The notion of matter attracting matter came thus from without, not from within. In our present lecture the magnetic force must serve us till further; but here we must master its elementary phenomena.

The general facts of magnetism are most simply illustrated by a magnetized bar of steel, commonly called a bar magnet. Placing such a magnet upright upon a table, and bringing a magnetic needle near its bottom, one end of the needle promptly retreats from the magnet, the other as promptly approaches. The needle is held quivering there by some invisible influence exerted upon it. Raising the needle along the magnet, but still avoiding contact the rapidity of its oscillations decreases, because the force acting upon it becomes weaker. At the centre the oscillations cease. Above the centre, the end of the needle which had been previously drawn towards the magnet retreats, and the opposite end approaches. As we ascend higher, the oscillations become more violent, because the force becomes stronger. At the upper end of the magnet,



FIG. 5.

as at the lower, the force reaches a maximum, but all the lower half of the magnet, from E to S (Fig. 5), attracts one end of the



needle, while all the upper half, from E to N, attracts the opposite end. This *double-ness* of the magnetic force is called *polarity*, and the points near the ends of the magnet in which the forces seem concentrated are called its *poles*.

What, then, will occur if we break this magnet in two at the centre E? Will each of the separate halves act as it did when it formed part of the whole magnet? No; each half is in itself a perfect magnet, possessing two poles. This may be proved by breaking something of less value than the magnet—the steel of a lady's stays, for example, hardened and magnetized. It acts like the magnet. When broken, each half acts like the whole; and when these parts are again broken, we have still the perfect magnet, possessing, as in the first instance, two poles. Push your breaking to its utmost limit; you will be driven to prolong your

resection of the needle, and no other. A needle of iron will answer as well as the magnetic needle; for the needle of iron is magnetized by the magnet, and acts exactly like a needle independently magnetized.

If we place two or more needles of iron near the magnet, the action becomes more complex, for the the iron needles are not only acted on by the magnet, but they act upon each other. And if we pass to smaller masses of iron—to iron filings, for example—we find that they act substantially as the needles, arranging themselves in definite forms, in obedience to the magnetic action.

Placing a sheet of paper or glass over this bar magnet and showering iron filings upon the paper, I notice a tendency of the filings to arrange themselves in determinate lines. They cannot freely follow this tendency, for they are hampered by the friction against the paper. They are helped by tapping the

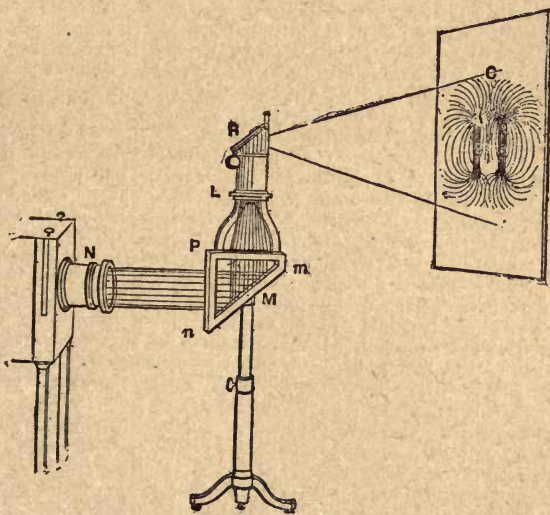


FIG. 6.

N is the nozzle of the lamp; M a plane mirror, reflecting the beam upwards. At P, the magnets and iron filings are placed; L is a lens which forms an image of the magnets and filings; and R is a total-reflecting prism which casts the image, G, upon the screen.

vision beyond that limit, and to contemplate this thing that we call magnetic polarity as resident in the *ultimate particles* of the magnet. Each atom is endowed with this polar force.

Like all other forces, this force of magnetism is amenable to mechanical laws; and knowing the direction and magnitude of the force, we can predict its action. Placing a small magnetic needle near a bar magnet, it takes up a determinate position. That position might be deduced theoretically from the mutual action of the poles. Moving the needle round the magnet, for each point of the surrounding space there is a definite di-

rection of the needle, and no other. A needle of iron will answer as well as the magnetic needle; for the needle of iron is magnetized by the magnet, and acts exactly like a needle independently magnetized. If we place two or more needles of iron near the magnet, the action becomes more complex, for the the iron needles are not only acted on by the magnet, but they act upon each other. And if we pass to smaller masses of iron—to iron filings, for example—we find that they act substantially as the needles, arranging themselves in definite forms, in obedience to the magnetic action. Placing a sheet of paper or glass over this bar magnet and showering iron filings upon the paper, I notice a tendency of the filings to arrange themselves in determinate lines. They cannot freely follow this tendency, for they are hampered by the friction against the paper. They are helped by tapping the paper: each tap releases them for a moment, and enables them to follow their bias. But this is an experiment which can only be seen by myself. To enable you to see it, I take a pair of small magnets and by a simple optical arrangement throw the images of the magnets upon the screen. Scattering iron filings over the glass plate to which the small magnets are attached, and tapping the plate, you see the arrangement of the iron filings in those magnetic curves which have been so long familiar to scientific men.\*

\* Very beautiful specimens of these curves have been recently obtained, and *fixed*, by Prof. Mayer, of Hoboken.



The aspect of these curves so fascinated Faraday that the greater portion of his intellectual life was devoted to pondering over them. He invested the space through which they run with a kind of materiality; and the probability is, that the progress of science by connecting the phenomena of magnetism with the luminiferous ether, will prove these "lines of force," as Faraday loved to call the magnetic curves, to represent a condition of this mysterious substratum of all radiant action.

But it is not with the magnetic curves, as such, that I now wish to occupy your attention; it is their relationship to theoretic conceptions that we have now to consider. By the action of the bar magnet upon the needle we obtain the notion of a polar force; by the breaking of the strip of magnetized steel, we attain the notion that polarity can attach itself to the ultimate particles of matter. The experiment with the iron filings introduces a new idea into the mind; the idea, namely, of *structural arrangement*. Every pair of filings possesses two poles, two of which are attractive and two repulsive. The attractive poles approach, the repulsive poles retreat; the consequence being a certain definite arrangement of the particles with reference to each other.

Now, this idea of structure, as produced by polar force, opens a way for the intellect into an entirely new region, and the reason you are asked to accompany me into this region is, that our next inquiry relates to the action of crystals upon light. Before I speak of this action, I wish you to realize the process of crystalline architecture. Look then into a granite quarry, and spend a few minutes in examining the rock. It is not of perfectly uniform texture. It is rather an agglomeration of pieces, which, on examination, present curiously-defined forms. You have there what mineralogists call quartz, you have felspar, you have mica. In a mineralogical cabinet, where these substances are preserved separately, you will obtain some notion of their forms. You will see there, also, specimens of beryl, topaz, emerald, tourmaline, heavy spar, fluor-spar, Iceland spar—possibly a full-formed diamond, as it quitted the hand of Nature, not yet having got into the hands of the lapidary. These crystals, you will observe, are put together according to law; they are not chance productions; and, if you care to examine them more minutely, you will find their architecture capable of being to some extent revealed. They split in certain directions before a knife-edge, exposing smooth and shining surfaces, which are called planes of cleavage; and by following these planes you sometimes reach an internal form, disguised beneath the external form of the crystal. Ponder these beautiful edifices of a hidden builder. You cannot help asking yourself how they were built; and familiar as you now are with the notion

of a polar force, and the ability of that force to produce structural arrangement, your inevitable answer will be, that those crystals are built by the play of polar forces with which their ultimate molecules are endowed. In virtue of these forces, atoms lay itself to atoms in a perfectly definite way, the final visible form of the crystal depending upon this play of its molecules.

Everywhere in Nature we observe this tendency to run into definite forms, and nothing is easier than to give scope to this tendency by artificial arrangements. Dissolve nitre in water, and allow the water slowly to evaporate; the nitre remains, and the solution soon becomes so concentrated that the liquid form can no longer be preserved. The nitre-molecules approach each other, and come at length within the range of their polar forces. They arrange themselves in obedience to these forces, a minute crystal of nitre being at first produced. On this crystal the molecules continue to deposit themselves from the surrounding liquid. The crystal grows, and finally we have large prisms of nitre, each of a perfectly definite shape. Alum crystallizes with the utmost ease in this fashion. The resultant crystal is, however, different in shape from that of nitre, because the poles of the molecules are differently disposed; and, if they be only *nursed* with proper care, crystals of these substances may be caused to grow to a great size.

The condition of perfect crystallization is, that the crystallizing force shall act with deliberation. There should be no hurry in its operation; but every molecule ought to be permitted, without disturbance from its neighbors, to exercise its own molecular rights. If the crystallization be too sudden, the regularity disappears. Water may be saturated with sulphate of soda, dissolved when the water is hot, and afterward permitted to cool. When cold, the solution is supersaturated; that is to say, more solid matter is contained in it than corresponds to its temperature. Still the molecules show no signs of building themselves together. This is a very remarkable, though a very common fact. The molecules in the centre of the liquid are so hampered by the action of their neighbors that freedom to follow their own tendencies is denied to them. Fix your mind's eye upon a molecule within the mass. It wishes to unite with its neighbor to the right but it wishes equally to unite with its neighbor to the left; the one tendency neutralizes the other, and it unites with neither. We have here, in fact, translated into molecular action the well-known suspension of animal volition produced by two equally inviting bundles of hay. But, if a crystal of sulphate of soda be dropped into the solution, the molecular indecision ceases. On the crystal the adjacent molecules will immediately precipitate themselves; on these again others will be precipi-



tated, and this act of precipitation will continue from the top of the flask to the bottom, until the solution has, as far as possible, assumed the solid form. The crystals here formed are small, and confusedly arranged. The process has been too hasty to admit of the pure and orderly action of the crystallizing force. It typifies the state of a nation in which natural and healthy change is resisted, until society becomes, as it were, supersaturated with the desire for change, the change being effected through confusion and revolution, which a wise foresight might have avoided.

Let me illustrate the action of crystallizing force by two examples of it: Nitre might be employed, but another well-known substance enables me to make the experiment in a better form. The substance is common sal-ammoniac, or chloride of ammonium, dissolved in water. Cleansing perfectly a glass plate, the solution of the chloride is poured over the glass, to which, when the plate is set on edge, a thin film of the liquid adheres. Warming the glass slightly, evaporation is promoted; the plate is then placed in a solar microscope, and an image of the film is thrown upon a white screen. The warmth of the illuminating beam adds itself to that already imparted to the glass plate, so that after a moment or two the film can no longer exist in the liquid condition. Molecules then close with molecule, and you have a most impressive display of crystallizing energy overspreading the whole screen. You may produce something similar if you breathe upon the frost ferns which overspread your window-panes in winter, and then observe through a lens the subsequent recongelation of the film.

Here the crystallizing force is hampered by the adhesion of the film to the glass; nevertheless, the play of power is strikingly beautiful. Sometimes the crystals start from the edge of the film and run through it from that edge, for, the crystallization being once started, the molecules throw themselves by preference on the crystals already formed. Sometimes the crystals start from definite nuclei in the centre of the film; every small crystalline particle which rests in the film furnishes a starting-point. Throughout the process you notice one feature which is perfectly unalterable, and that is, angular magnitude. The spiculæ branch from the trunk, and from these branches others shoot; but the angles enclosed by the spiculæ are unalterable. In like manner you may find alum-crystals, quartz-crystals, and all other crystals, distorted in shape. They are thus far at the mercy of the accidents of crystallization; but in one particular they assert their superiority over all such accidents—*angular magnitude* is always rigidly preserved.

My second example of the action of crystallizing force is this: by sending a voltaic current through a liquid, you know that we decompose the liquid, and if it contains a

metal, we liberate this metal by the electrolysis. This small cell contains a solution of acetate of lead, and this substance is chosen because lead lends itself freely to this crystallizing power. Into the cell dip two very thin platinum wires, and these are connected by other wires with a small voltaic battery. On sending the voltaic current through the solution, the lead will be slowly severed from the atoms with which it is now combined; it will be liberated upon one of the wires, and at the moment of its liberation it will obey the polar forces of its atoms, and produce crystalline forms of exquisite beauty. They are now before you, sprouting like ferns from the wire, appearing indeed like vegetable growths rendered so rapid as to be plainly visible to the naked eye. On reversing the current, these wonderful lead-fronds will dissolve, while from the other wire filaments of lead dart through the liquid. In a moment or two the growth of the lead-trees recommences, but they now cover the other wire. In the process of crystallization, Nature first reveals herself as a builder. Where do her operations stop? Does she continue, by the play of the same forces, to form the vegetable, and afterwards the animal? Whatever the answer to these questions may be, trust me that the notions of the coming generations regarding this mysterious thing, which some have called "brute matter," will be very different from those of the generations past.

There is hardly a more beautiful and instructive example of this play of molecular force than that furnished by the case of water. You have seen the exquisite fern-like forms produced by the crystallization of a film of water on a cold window pane. You have also probably noticed the beautiful rosettes tied together by the crystallizing force during the descent of a snow-shower on a very calm day. The slopes and summits of the Alps are loaded in winter with these blossoms of the frost. They vary infinitely in detail of beauty, but the same angular magnitude is preserved throughout. An inflexible power binds spears and spiculæ to the angle of 60 degrees. The common ice of our lakes is also ruled in its deposition by the same angle. You may sometimes see in freezing water small crystals of stellar shapes, each star consisting of six rays, with this angle of 60° between every two of them. This structure may be revealed in ordinary ice. In a sunbeam, or, failing that, in our electric beam, we have an instrument delicate enough to unlock the frozen molecules without disturbing the order of their architecture. Cutting from clear, sound, regularly-frozen ice a slab parallel to the planes of freezing, and sending a sunbeam through such a slab, it liquefies internally at special points, round each point a six-petalled liquid flower of exquisite beauty being formed. Crowds of such flowers are thus produced.



A moment's further devotion to the crystallization of water will be well repaid; for the sum of qualities which renders this substance fitted to play its part in Nature may well excite wonder and stimulate thought. Like almost all other substances, water is expanded by heat and contracted by cold. Let this expansion and contraction be first illustrated:

A small flask is filled with colored water, and stopped with a cork. Through the cork passes a glass tube water-tight, the liquid standing at a certain height ( $l'$ , Fig. 7) in the tube. The flask and its tube resemble the bulb and stem of a thermometer. Applying the heat of a spirit-lamp, the water rises in the tube, and finally trickles over the top ( $l$ ). Expansion by heat is thus illustrated.

the definite temperature of  $39^{\circ}$  Fahr. Crystallization has virtually here commenced, the molecules preparing themselves for the subsequent act of solidification which occurs at  $32^{\circ}$ , and in which the expansion suddenly culminates. In virtue of this expansion, ice, as you know, is lighter than water in the proportion of 8 to 9.\*

It is my desire, in these lectures, to lead you as closely as possible to the limits hitherto attained by scientific thought, and, in pursuance of this desire, I have now to invite your attention to a molecular problem of great interest, but of great complexity. I wish you to obtain such an insight of the molecular world as shall give the intellect satisfaction when reflecting on the development of water before and during the act of




FIG. 7.

Projection of experiment: E is the nozzle of the lamp, L a converging lens, and  $l$  the image of the liquid column.

Removing the lamp and piling a freezing mixture in the vessel (B) round the flask, the liquid column falls, thus showing the contraction of the water by the cold. But let the freezing mixture continue to act: the falling of the column continues to a certain point; it then ceases. The top of the column remains stationary for some seconds, and afterwards begins to rise. The contraction has ceased, and *expansion by cold* sets in. Let the expansion continue till the liquid trickles a second time over the top of the tube. The freezing mixture has here produced to all appearance the same effect as the flame. In the case of water, contraction by cold ceases and expansion by cold sets in at

crystallization. Consider, then, the ideal case of a number of magnets deprived of

\* In a little volume entitled "Forms of Water," I have mentioned that cold iron floats upon molten iron. In company with my friend Sir William Armstrong, I had repeated opportunities of witnessing this fact in his works at Elswick, in 1863. Faraday, I remember, spoke to me subsequently of the completeness of iron castings as probably due to the swelling of the metal on solidification. Beyond this, I have given the subject no special attention, and I know that many intelligent iron-founders doubt the fact of expansion. It is quite possible that the solid floats because it is not melted by the molten iron, its volume being virtually augmented by capillary repulsion. Certain flies walk freely upon water in virtue of an action of this kind. With bismuth, however, it is easy to burst iron bottles by the force of solidification.



weight, but retaining their polar forces. If we had a liquid of the specific gravity of steel, we might, by making the magnets float in it, realize this state of things, for in such a liquid the magnets would neither sink nor swim. Now, the principle of gravitation is that every particle of matter attracts every other particle with a force varying as the inverse square of the distance. In virtue of the attraction of gravity, then, the magnets, if perfectly free to move, would slowly approach each other.

But besides the unpolar force of gravity, which belongs to matter in general, the magnets are endowed with the polar force of magnetism. For a time, however, the polar forces do not sensibly come into play. In this condition the magnets resemble our water molecules at the temperature say of  $50^{\circ}$ .

with the force of contraction until the freezing temperature is attained. Here the polar forces suddenly and finally gain the victory. The molecules close up and form solid crystals, a considerable augmentation of volume being the immediate consequence.

We can still further satisfy the intellect by showing that these conceptions can be realized by a model. The molecule of water is composed of two atoms of hydrogen, united to one of oxygen. We may assume the *molecule* built up of these atoms to be pyramidal. Suppose the triangles in Fig. 8 to be drawn touching the sides of the molecule, and the disposition of the polar forces to be that indicated by the letters; the points marked A being attractive, and those marked R repellent. In virtue of the *general* attraction of the molecules, let them be drawn towards the

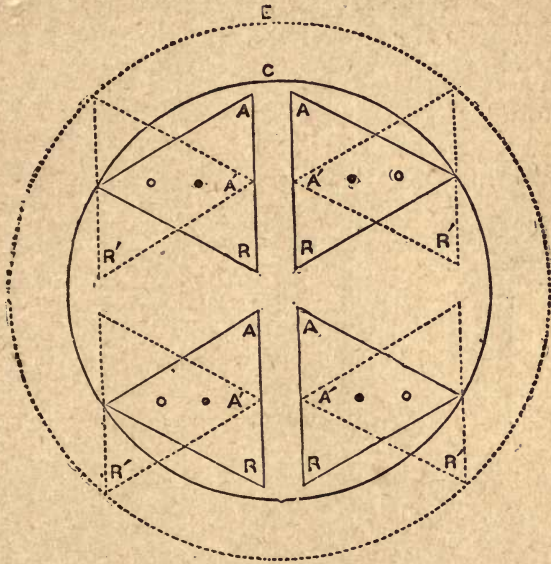


FIG. 8.

But the magnets come at length sufficiently near each other to enable their poles to interact. From this point the action ceases to be a general attraction of the masses. An attraction of special points of the masses and a repulsion of other points now come into play; and it is easy to see that the rearrangement of the magnets consequent upon the introduction of these new forces may be such as to require a greater amount of room. This, I take it, is the case with our water-molecules. Like the magnets, they approach each other *as wholes*, until the temperature  $39^{\circ}$  is reached. Previous to this temperature, doubtless, the polar forces had begun to act, and at this temperature their action exactly balances the contraction due to cold. At lower temperatures the polar forces predominate. But they carry on a gradual struggle

positions marked by the *full* lines, and then suppose the polar attractions and repulsions to act. A will turn towards A', and R will retreat from R'. The molecules will be caused to rotate, their final positions being that shown by the *dotted* lines. But the circle surrounding the latter is larger than that surrounding the full lines, which shows that the molecules in their new positions require more room. In this way we obtain an image of the molecular mechanism active in the case of water. The demand for more room is made with an energy sufficient to overcome all ordinary resistances. Your lead pipes yield readily to this power; but iron does the same, and bomb-shells, as you know, can be burst by the freezing of water. Thick iron bottles filled with water and placed in a freezing mixture are shivered into fragments by the resistless vigor of molecular force.



We have now to exhibit the bearings of crystallization upon optical phenomena. According to the undulatory theory, the velocity of light in water and glass is less than in air. Consider, then, a small portion of a wave issuing from a point of light so distant that the portion may be regarded as practically straight. Moving vertically downwards, and impinging on an horizontal surface of glass, the wave would go through the glass without change of direction. But, as the velocity in glass is less than the velocity in air, the wave would be retarded on passing into the denser medium.

But suppose the wave, before reaching the glass, to be *oblique* to the surface; that end of the wave which first reaches the glass will be the first retarded, the other portions as they enter the glass being retarded in succession. This retardation of the one end of the wave causes it to swing round and change its front, so that when the wave has fully entered the glass its course is oblique to its original direction. According to the undulatory theory, light is thus *refracted*.

In water, for example, there is nothing in the grouping of the molecules to interfere with the perfect homogeneity of the ether; but, when water crystallizes to ice, the case is different. In a plate of ice the elasticity of the ether in a direction perpendicular to the surface of freezing is different from what it is parallel to the surface of freezing; ice is, therefore, a double refracting substance. Double refraction is displayed in a particularly impressive manner by Iceland spar, which is crystallized carbonate of lime. The difference of ethereal density in two directions in this crystal is very great, the separation of the beam into the two halves being, therefore, particularly striking.

Before you is now projected an image of our carbon-points. Introducing the spar, the beam which builds the image is permitted to pass through it; instantly you have the single image divided into two. Projecting an image of the aperture through which the light issues from the electric lamp, and introducing the spar, two luminous disks, instead of one, appear immediately upon the screen. (See Fig. 9.)

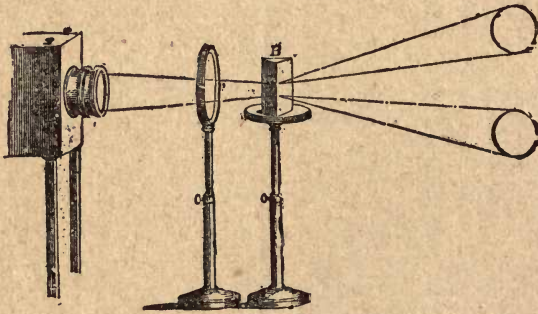


FIG. 9.

The two elements of rapidity of propagation, both of sound and light, in any substance whatever, are *elasticity* and *density*, and the enormous velocity of light is attainable because the ether is at the same time of infinitesimal density and of enormous elasticity. It surrounds the atoms of all bodies, but seems to be so acted upon by them that its density is increased without a proportionate increase of elasticity; this would account for the diminished velocity of light in refracting bodies. In virtue of the crystalline architecture that we have been considering, the ether in many crystals possesses different densities in different directions; and the consequence is, that some of these media transmit light with two different velocities. Now, refraction depends wholly upon the change of velocity on entering the refracting medium; and is greatest where the change of velocity is greatest. Hence, as, in many crystals, we have two different velocities, we have also two different refractions, a beam of light being divided by such crystals into two. This effect is called *double refraction*.

The two beams into which the spar divides the single incident-beam do not behave alike. One of them obeys the ordinary law of refraction discovered by Snell, and this is called the *ordinary ray*. The other does not obey the ordinary law. Its index of refraction, for example, is not constant, nor do the incident and refracted rays always lie in the same plane. It is, therefore, called the *extraordinary ray*. Pour water and bisulphide of carbon into two cups of the same depth; looked at through the liquid, the cup that contains the more strongly-refracting liquid will appear shallower than the other. Place a piece of Iceland spar over a dot of ink; two dots are seen, but one appears nearer than the other. The nearest dot belongs to the most strongly-refracted ray, which in this case is the ordinary ray. Turn the spar round, and the extraordinary image of the spot rotates round the ordinary one.

The double refraction of Iceland spar was first treated in a work published by Erasmus Bartholinus, in 1669. The celebrated Huyghens sought to account for the phenomenon



on the principles of the wave theory, and he succeeded in doing so. He made highly important observations on the distinctive character of the two beams transmitted by the spar. Newton, reflecting on the observations of Huyghens, came to the conclusion that each of the beams had two sides; and from the analogy of this *two sidedness* with the *two endedness* of a magnet, wherein consists its polarity, the two beams came subsequently to be described as *polarized*.

We shall study this subject of the *polarization of light* with great ease and profit by means of a crystal of tourmaline. But let us start with a clear conception of an ordinary beam of light. It has been already explained that the vibrations of the individual ether-particles are executed *across* the line of propagation. In the case of ordinary light we are to figure the ether particles as vibrating in all directions, or azimuths, as it is sometimes expressed, across this line.

Now, in a plate of tourmaline cut parallel to the axis of the crystal, the beam of incident light is divided into two, the one vibrating parallel to the axis of the crystal, the other at right angles to the axis. The grouping of the molecules, and of the ether associated with the molecules, reduces all the vibrations incident upon the crystal to these two directions. One of these beams, namely that one whose vibrations are perpendicular to the axis, is quenched with exceeding rapidity by the tourmaline, so that, after having passed through a very small thickness of the crystal, the light emerges with all its vibrations reduced to a single plane. In this condition it is what we call a beam of *plane polarized light*.

A moment's reflection will show, if what has been stated be correct, that, on placing a second plate of tourmaline with its axis parallel to the first, the light will pass through both; but that, if the axes be crossed, the



FIG. 10.

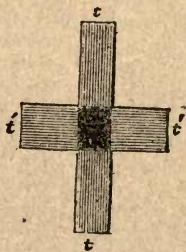


FIG. 11.

light that passes through the one plate will be quenched by the other, a total interception

of the light being the consequence. The image of a plate of tourmaline, *t t* (Fig. 10), is now before you. I place parallel to it another plate, *t' t'*: the green of the crystal is a little deepened, nothing more. By means of an endless screw, I now turn one of the crystals gradually round; as long as the two plates are oblique to each other, a certain portion of light gets through; but, when they are at right angles to each other, the space common to both is a space of darkness, as shown in Fig. 11.

Let us return to a single plate; and let me say that it is on the green light transmitted by the tourmaline that you are to fix your attention. We have now to illustrate the two-sidedness of that green light. The light surrounding the green image being ordinary light, is reflected by a plane glass mirror in all directions; the green light, on the contrary, is not so reflected. The image of the tourmaline is now horizontal; reflected upwards, it is still green; reflected sideways, the image is reduced to blackness, because of the incompetency of the green light to be reflected in this direction. Making the plate of tourmaline vertical and reflecting it as before, in the upper image the light is quenched; in the side image you have now the green. Picture the thing clearly. In the one case the mirror receives the impact of the *edges* of the waves, and the green light is quenched. In the other case the *sides* of the waves strike the mirror, and the green light is reflected. To render the extinction complete, the light must be received upon the mirror at a special angle. What this angle is we shall learn presently.

The quality of two-sidedness conferred upon light by crystals may also be conferred upon it by ordinary reflection. Malus made this discovery in 1808, while looking through Iceland spar at the light of the sun reflected from the windows of the Luxembourg palace in Paris. I receive upon a plate of window-glass the beam from our lamp; a great portion of the light reflected from the glass is polarized; the vibrations of this reflected beam are executed, for the most part, parallel to the surface of the glass, and, if the glass be held so that the beam shall make an angle of  $58^\circ$  with the perpendicular to the glass, the *whole* of the reflected beam is polarized. It was at this angle that the image of the tourmaline was completely quenched in our former experiments. It is called the *polarizing angle*.

And now let us try to make substantially the experiment of Malus. I receive the beam from the lamp upon this plate of glass and reflect it through the spar. Instead of two images, you see but one. So that the light, when polarized, as it now is, can only get through the spar in one direction, and consequently produce but one image. Why is this? In the Iceland spar, as in the tourmaline, all the vibrations of the ordinary light



are reduced to two planes at right angles to each other; but, unlike the tourmaline, both beams are transmitted with equal facility by the spar. The two beams, in short, emergent from the spar are polarized, their directions of vibration being at right angles to each other. When, therefore, the light was polarized by reflection, the direction of vibration in the spar which corresponded to the

conclude? That the green light will be transmitted along the latter, which is parallel to the tourmaline, and not along the former, which is perpendicular to it. Hence we may infer that one image of the tourmaline will show the ordinary green light of the crystal, while the other image will be black. Let us test our reasoning by experiment: it is verified to the letter. (Fig. 12.)

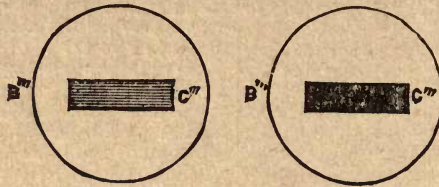


FIG. 12.

direction of vibration of the polarized beam transmitted it, and that direction only. But one image, therefore, was possible under the conditions.

And now you have it in your power to check many of my statements, and you will observe that such logic as connect our experiments is simply a transcript of the logic of Nature. On the screen before you are the

Let us push our test still further. By means of an endless screw, the crystal can be turned ninety degrees round. The black image, as I turn, becomes gradually brighter and the bright one gradually darker; at an angle of forty-five degrees both images are equally bright (Fig. 13); while, when ninety degrees have been obtained, the axis of the crystal being then vertical, the bright and

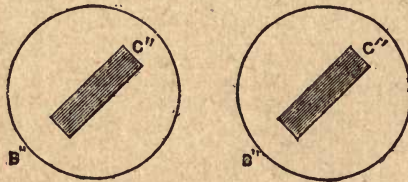


FIG. 13.

two disks of light produced by the double refraction of the spar. They are, as you know, two images of the aperture through which the light issues from the camera. Placing the tourmaline in front of the aperture, two images of the crystal will be obtained; but now let us reason out what is to be expected from this experiment. The light emergent from the tourmaline is polarized,

black images have changed places. (Fig. 14.)

Given two beams transmitted through Iceland spar, it is perfectly manifest that we have it in our power to determine instantly, by means of a plate of tourmaline, the directions in which the ether-particles vibrate in the two beams. I might place the double-refracting spar in any position whatever. A




FIG. 14.

Placing the crystal with its axis horizontal, the vibrations of the transmitted light will be horizontal. Now the spar, as already stated, has two perpendicular directions of vibration, one of which, at the present moment, is vertical, the other horizontal. What are we to

minute's trial with the tourmaline would enable you to determine the position which yields a black and a bright image, and from these you would at once infer the directions of vibration.

Further, the two beams from the spar



being thus polarized, if they be suitably received upon a plate of glass at the polarizing angle, one of them will be reflected, the other not. This is the conclusion of reason from our previous knowledge; but you observe that reason is justified by experiment. (Figs. 15 and 16.)

I have said that the whole of the beam reflected from glass at the polarizing angle is polarized; a word must now be added regarding the larger portion of the light *transmitted* by the glass. The transmitted beam contains a quantity of polarized light equal to that of the reflected beam; but this quantity is only a fraction of the whole transmitted light. By taking two plates of glass instead of one, we

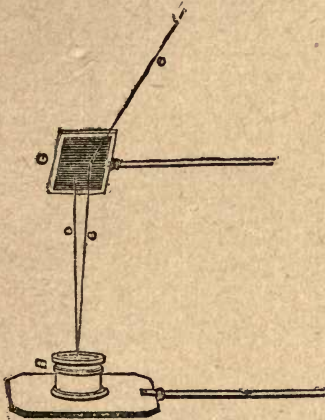


FIG. 15.

(B is the birefracting spar, dividing the incident light into the two beams, o and e. G is the mirror). The beam is here reflected *laterally*. When the reflection is *upwards*, the other beam is reflected, as shown in Fig. 16.

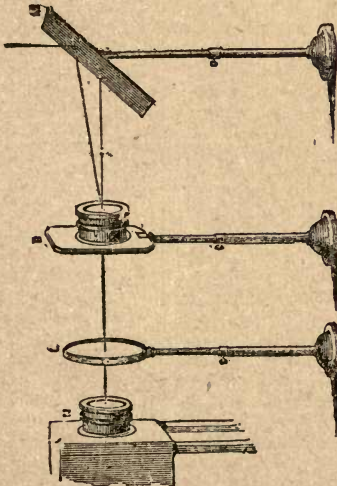


FIG. 16.

augment the quantity of the transmitted polarized light; and, by taking a *bundle* of plates, we

so increase the quantity as to render the transmitted beam, for all practical purposes, *perfectly* polarized. Indeed, bundles of glass plates are often employed as a means of furnishing polarized light.

One word more. When the tourmalines are crossed, the space where they cross each other is black. But we have seen that the least obliquity on the part of the crystals permits light to get through both. Now suppose, when the two plates are crossed, that we interpose a third plate of tourmaline between them, with its axis oblique to both. A portion of the light transmitted by the first plate will get through this intermediate one. But, after it has got through, its *plane of vibration is changed*: it is no longer perpendicular to the axis of the crystal in front. Hence it will get through that crystal. Thus, by reasoning, we infer that the interposition of a third plate of tourmaline will in part abolish the darkness produced by the perpendicular crossing of the other two plates. I have not a third plate of tourmaline; but the talc or mica which you employ in your stoves is a more convenient substance, which acts in the same way. Between the crossed tourmalines I introduce a film of this crystal. You see the edge of the film slowly descending, and as it descends between the tourmalines, light takes the place of darkness. The darkness, in fact, seemed scraped away as if it were something material. This effect has been called—and improperly called—*depolarization*.

#### LECTURE IV.

Chromatic Phenomena produced by Crystals on Polarized Light: The Nicol Prism: Polarizer and Analyzer: Action of thick and thin Plates of Selenite: Colors dependent: on Thickness: Resolution of Polarized Beam into two others by the Selenite: One of them more retarded than the other: Recombounding of the two Systems of Waves by the Analyzer: Interference thus rendered possible: Consequent Production of Colors: Action of Bodies Mechanically strained or pressed: Action of Sonorous Vibrations: Action of Glass strained or pressed by Heat: Circular Polarization: Chromatic Phenomena produced by Quartz: The Magnetization of Light: Rings surrounding the Axes of Crystals: Biaxial and Uniaxial Crystals: Grasp of the Undulatory Theory.

We now stand upon the threshold of a new and splendid optical domain. We have to examine, this evening, the chromatic phenomena produced by the action of crystals, and double-refracting bodies generally, upon polarized light. For a long time investigators were compelled to employ plates of tourmaline for this purpose, and the progress they made with so defective a means of inquiry is astonishing. But these men had their hearts in their work, and were on this account enabled to extract great results from small instrumental appliances. But we have better apparatus now. You have seen the two beams emergent from Iceland spar, and have proved them to be polarized. If we could abolish



one of these beams, we might employ the other for experiments on polarized light.

These beams, as you know, are refracted differently, and from this we are able to infer that under some circumstances the one may be totally reflected, and the other not. An optician, named Nicol, cut a crystal of Iceland spar in two in a certain direction. He polished the severed surfaces, and reunited them by Canada balsam, the surface of union being so inclined to the beam traversing the spar that the ordinary ray, which is the most highly refracted, was totally reflected by the balsam, while the extraordinary ray was permitted to pass on. The invention of the Nicol prism was a great step in practical optics, and quite recently such prisms have been constructed of a size which enables audiences like the present to witness the chromatic phenomena of polarized light to a degree altogether unattainable a short time ago. The two prisms here before you belong to my excellent friend, Mr. William Spottiswoode, and they were manufactured by Mr. Ladd. I have with me another pair of very noble prisms, still larger than these, manufactured for me by Mr. Browning, who has gained so high and well-merited a reputation in the construction of spectrosopes.

These two Nicol prisms play the same part as the crystals of tourmaline. Placed with their directions of vibration parallel, the light passes through both. When these directions are crossed, the light is quenched. Introducing a film of mica between the prisms, the light is in part restored. But notice, when the film of mica is *thin*, you have sometimes not only light, but *colored* light. Our work for some time to come will be the examination of these colors. With this view, I will take a representative crystal, one easily dealt with; the crystal gypsum, or selenite, which is crystallized sulphate of lime. Between the crossed Nicols I place a thick plate of this crystal; like the mica, it restores the light, but it produces no color. With my penknife I take a thin splinter from this crystal and place it between the prisms; its image on the screen glows with the richest colors. Turning the prism in front, these colors gradually fade, disappear, but by continuing the rotation until the vibrating sections of the prisms are parallel, vivid colors again appear, but these colors are complementary to the former ones.

Some patches of the splinter appear of one color, some of another. These differences are due to the different thicknesses of the film. If the thickness be uniform, the color is uniform. Here, for instance, is a stellar shape, every lozenge of the star being a film of gypsum of uniform thickness. Each lozenge, you observe, shows a brilliant uniform color. It is easy, by shaping our films so as to represent flowers or other objects, to exhibit such objects in colors unattainable by art. Here, for example, is a specimen of

heart's-ease, the colors of which you might safely defy the artist to reproduce. By turning the front Nicol ninety degrees round, we pass through a colorless phase to a series of colors complementary to the former ones. Here, for example, is a rose tree with red flowers and green leaves; turning the prism ninety degrees round, we obtain a green flower and red leaves. All these wonderful chromatic effects have definite mechanical causes in the motions of the ether. The principle of interference, duly applied and interpreted, explains them all.

By this time you have learned that the word "light" may be used in two different senses; it may mean the impression made upon consciousness, or it may mean the physical agent which makes the impression. It is with the agent that we have to occupy ourselves at present. That agent is the motion of a substance which fills all space, and surrounds the atoms and molecules of bodies. To this interstellar and interatomic medium definite mechanical properties are ascribed, and we deal with it as a body possessed of these properties. In mechanics we have the composition and resolution of forces, and of motions, extending to the composition and resolution of *vibrations*. We treat the luminiferous ether on mechanical principles, and from the composition, resolution, and interference of its vibrations, we deduce all the phenomena displayed by crystals in polarized light.

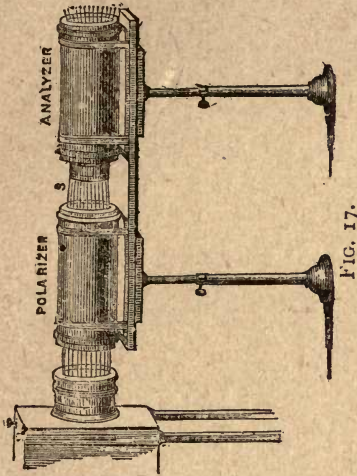
Let us take, as an example, the crystal of tourmaline, with which we are now so familiar. Let a vibration cross this crystal oblique to its axis; we have seen by experiment that a portion of the light will pass through. How much, we determine in this way: Draw a straight line representing the intensity of the vibration before it reaches the tourmaline, and from the two ends of this line draw two perpendiculars to the axis of the crystal; the distance between the feet of these two perpendiculars will represent the intensity of the transmitted vibration.

Follow me now while I endeavor to make clear to you what occurs when a film of gypsum is placed between the Nicol prisms. But, at the outset, let us establish still further the analogy between the action of the prisms and that of two plates of tourmaline. The plates are now crossed, and you see that by turning the film round, it may be placed in a position where it has no power to abolish the darkness. Why is this? The answer is that in the gypsum there are two directions, at right angles to each other, which the waves of light are constrained to follow, and that now one of these directions is parallel to one of the axes of the tourmaline, and the other parallel to the other axis. When this is the case, the film exercises no sensible action upon the light. But now I turn the film so as to render its direction of vibration *oblique* to the axes; then you see it has the power,



demonstrated in the last lecture, of restoring the light.

Let us now mount our Nicol prisms and cross them as we crossed the tourmalines. Introducing our film of gypsum between them, you notice that in one particular position the film has no power whatever over the field of view. But, when the film is turned a little way round, the light passes. We have now to understand the mechanism by which this is effected.



Firstly, then, we have this first prism which receives the light emergent from the electric lamp, and which is called the *polarizer*. Then we have the plate of gypsum, placed at S (Fig. 17), and then the prism in front, which is called the *analyzer*. On its emergence from the first prism, the light is polarized; and in the particular case now before us, its vibrations are executed in an horizontal plane. The two directions of vibration of the gypsum, placed at S, are now oblique to the horizon. Draw a rectangular cross upon paper to represent the two directions of vibration within the gypsum. Draw an oblique line to represent the intensity of the vibration when it reaches the gypsum. Let fall from the two ends of this line two perpendiculars on each of the arms of the cross; then the distances between the feet of these perpendiculars represent the intensities of two rectangular vibrations which are the equivalents of the first single vibration. Thus the polarized ray, when it enters the gypsum, is resolved into two others, vibrating at right angles to each other.

Now, in one of those directions of vibration the ether is more sluggish than in the other; and, as a consequence, the waves that follow this direction are more retarded than the others. The waves of both systems, in fact, are shortened when they enter the gypsum, but the one system is more shortened than the

other. You can readily imagine that in this way the one system of waves may get half a wave-length, or indeed any number of half wave-lengths, in advance of the other. The possibility of interference here flashes upon the mind. A little consideration, however, renders it evident that, as long as the vibrations are executed at right angles to each other, they cannot quench each other, no matter what the retardation may be. This brings us at once to the part played by the analyzer. Its sole function is to recompound the two vibrations emergent from the gypsum. It reduces them to a single plane, where, if one of them be retarded by the proper amount, extinction can occur. But here, as in the case of thin films, the different lengths of the waves of light come into play. Red will require a greater thickness to produce the retardation necessary for extinction than blue; consequently, when the longer waves have been withdrawn by interference, the shorter ones remain and confer their colors on the film of gypsum. Conversely, when the shorter waves have been withdrawn, the thickness is such that the longer waves remain. An elementary consideration suffices to show that, when the directions of vibration of prisms and gypsum enclose an angle of forty-five degrees, the colors are at their maximum brilliancy. When the film is turned from this direction, the colors gradually fade, until, at the point where the directions are parallel, they disappear altogether.

A knowledge of these phenomena is best obtained by means of a model of wood or pasteboard representing the plate of gypsum, its planes of vibration, and also those of the polarizer and analyzer. On these planes the waves may be drawn, showing the resolution of the first polarized ray into two others, and then the reduction of the two vibrations to a common plane. Following out rigidly the interaction of the two systems of waves, we are taught by such a model that all the phenomena of color, obtained when the planes of vibration of the two Nicols are parallel, are displaced by the complementary phenomena when the Nicols are perpendicular to each other.

In considering the next point, for the sake of simplicity, we will operate with monochromatic light—with red light, for example. Supposing that a certain thickness of the gypsum produces a retardation of half a wave-length, twice this thickness will produce a retardation of two half wave-lengths; three times this thickness a retardation of three half wave-lengths, and so on. Now, when the Nicols are parallel, the retardation of half a wave-length, or of any odd number of half wave-lengths, produces extinction; at all thicknesses, on the other hand, which correspond to a retardation of an even number of half wave-lengths, the two beams support each other, when they are brought to a common plane by the analyzer. Supposing, then,



that we take a plate of a wedge-form, which grows gradually thicker from edge to back, we ought to expect in red light a series of recurrent bands of light and darkness; the dark bands occurring at thicknesses which produce retardations of one, three, five, etc., half wave-lengths, while the light bands occur between the dark ones. Experiment proves the wedge-shaped crystal to show these bands; but they are far better shown by this circular film, which is so worked as to be thinnest at the centre, gradually increasing in thickness from the centre outwards. These splendid rings of light and darkness are thus produced.

When, instead of employing red light, we employ blue, the rings are also seen; but as they occur at thinner portions of the film, they are smaller than the rings obtained with the red light. The consequence of employing *white* light may now be inferred: inasmuch as the red and the blue fall in different places, we have *iris-colored* rings produced by the white light.

Some of the chromatic effects of irregular crystallization are beautiful in the extreme. Could I introduce between our Nicols a pane of glass covered by those frost-ferns which the cold weather renders now so frequent, rich colors would be the result. The beautiful effects of irregular crystallization on glass plates, now presented to you, illustrate what you might expect from the frosted window-pane. And not only do crystalline bodies act thus upon light, but almost all bodies that possess a definite structure do the same. As a general rule, organic bodies act in this way; for their architecture implies an arrangement of the ether which involves double refraction. A film of horn, or the section of a shell, for example, yields very beautiful colors in polarized light. In a tree, the ether certainly possesses different degrees of elasticity along and across the fibre; and, were wood transparent, this peculiarity of molecular structure would infallibly reveal itself by chromatic phenomena like those that you have seen. But not only do bodies built permanently by Nature behave in this way, but it is possible, as shown by Brewster, to confer, by strain or by pressure, a temporary double-refracting structure upon non-crystalline bodies, such as common glass.

When I place this bar of wood across my knee and seek to break it, what is the mechanical condition of the bar? It bends, and its convex surface is *strained* longitudinally; its concave surface, that next my knee, is longitudinally *pressed*. Both in the strained portion and in the pressed portion the ether is thrown into a condition which would render the wood, were it transparent, double-refracting. Let us repeat the experiment with a bar of glass. Between the crossed Nicols I introduce such a bar. By the dim residue of light lingering upon the screen, you see the image of the glass, but it has no effect upon the light. I simply bend

the glass bar with my finger and thumb, keeping its length oblique to the directions of vibration in the Nicols. Instantly light flashes out upon the screen. The two sides of the bar are illuminated, the edges most, for here the strain and pressure are greatest. In passing from strain to pressure, we cross a portion of the glass where neither is exerted. This is the so-called neutral axis of the bar of glass, and along it you see a dark band, indicating that the glass along this axis exercises no action upon the light. By employing the force of a press, instead of the force of my finger and thumb, the brilliancy of the light is greatly augmented.

Again, I have here a square of glass which can be inserted into a press of another kind. Introducing the square between the prisms, its neutrality is declared; but it can hardly be held sufficiently loosely to prevent its action from manifesting itself. Already, though the pressure is infinitesimal, you see spots of light at the points where the press is in contact with the glass. I now turn this screw. Instantly the image of the square of glass flashes out upon the screen. You see luminous spaces separated from each other by dark bands. Every pair of adjacent luminous spaces is in opposite mechanical conditions. On one side of the dark band we have strain, on the other side pressure; while the dark band marks the neutral axis between both. I now tighten the vise, and you see color; tighten still more, and the colors appear as rich as those presented by crystals. Releasing the vise, the colors suddenly vanish; tightening suddenly, they reappear. From the colors of a soap-bubble Newton was able to infer the thickness of the bubble, thus uniting by the bond of thought apparently incongruous things. From the colors here presented to you, the magnitude of the pressure employed might be inferred. Indeed, the late M. Wertheim, of Paris, invented an instrument for the determination of strains and pressures by the colors of polarized light, which exceeded in accuracy all other instruments of the kind.

You know that bodies are expanded by heat and contracted by cold. If the heat be applied with perfect uniformity, no local strains or pressures come into play; but, if one portion of a solid be heated and others not, the expansion of the heated portion introduces strains and pressures which reveal themselves under the scrutiny of polarized light. When a square of common window-glass is placed between the Nicols, you see its dim outline, but it exerts no action on the polarized light. Held for a moment over the flame of a spirit-lamp, on reintroducing it between the Nicols, light flashes out upon the screen. Here, as in the case of mechanical action, you have spaces of strain divided by neutral axes from spaces of pressure.

Let us apply the heat more symmetrically. This small square of glass is perforated at



the centre, and into the orifice a bit of copper wire is introduced. Placing the square between the prisms, and heating the copper, the heat passes by conduction along the wire to the glass, through which it spreads from the centre outwards. You see a dim cross bounding four luminous quadrants growing up and becoming gradually black by comparison with the adjacent brightness. And as, in the case of pressure, we produced colors, so here also, by the proper application of heat, gorgeous chromatic effects may be produced, and they may be rendered permanent by first heating the glass sufficiently, and then cooling it, so that the chilled mass shall remain in a state of strain and pressure. Two or three examples will illustrate this point. The colors, you observe, are quite as rich as those obtained in the case of crystals.

And now we have to push these considerations to a final illustration. Polarized light may be turned to account in various ways as an analyzer of molecular condition. A strip of glass six feet long, two inches wide, and a quarter of an inch thick, is held at the centre between my finger and thumb. I sweep over one of its halves a wet woolen rag; you hear an acute sound, due to the vibrations of the glass. What is the condition of the glass while the sound is heard? This: its two halves lengthen and shorten in quick succession. Its two ends, therefore, are in a state of quick vibration; but at the centre the pulses from the two ends alternately meet and retreat. Between their opposing actions, the glass at the centre is kept motionless; but, on the other hand, it is alternately strained and compressed. The state of the glass may be illustrated by a row of spots of light, as the propagation of a sonorous pulse was illustrated in a former




FIG. 18.

lecture. By a simple mechanical contrivance the spots are made to vibrate to and fro. The terminal dots have the largest amplitude

of vibration, while those at the centre are alternately crowded together and torn asunder, the centre one not moving at all. The condition of the sounding strip of glass is here correctly represented. In Fig. 18, A, B represents the glass rectangle with its centre condensed; while A' B' represents the same rectangle with its centre rarefied.

If we introduce the glass  $s s'$  (Fig. 19) between the crossed Nicols, taking care to keep the strip oblique to the direction of vibration of the Nicols, and sweep our wet rubber over the glass, this may be expected to occur: At every moment of compression the light will flash through; at every moment of strain the light will also flash through; and these states of strain and pressure will follow each other so rapidly that we may expect a permanent luminous impression to be made upon the eye. By pure reasoning, therefore, we reach the conclusion that the light will be revived whenever the glass is sounded. That it is so, experiment testifies: at every sweep of the rubber, a fine luminous disk (o) flashes out upon the screen. The experiment may be varied in this way: Placing in front of the polarizer a plate of unannealed glass, you have those beautiful colored rings, intersected by a black cross. Every sweep of the rubber not only abolishes the rings, but introduces complementary ones, the black cross being for the moment supplanted by a white one. This is a modification of an experiment which we owe to Biot. His apparatus, however, confined the observation of it to a single person at a time.

But we have to follow the ether still further. Suspended before you is a pendulum, which, when drawn aside and then liberated, oscillates to and fro. If when the pendulum is passing the middle point of its excursion, I impart a shock to it tending to drive it at right angles to its present course, what occurs? The two impulses compound themselves to a vibration oblique in direction to the former one, but the pendulum oscillates in a plane. But, if the rectangular shock be imparted to the pendulum when it is at the limit of its swing, then the compounding of the two impulses causes the suspended ball to describe not a straight line, but an ellipse; and, if the shock be competent of itself to produce a vibration of the same amplitude as the first one, the ellipse becomes a circle. But why do I dwell upon these things? Simply to make known to you the resemblance of these gross mechanical vibrations to the vibrations of light. I hold in my hand a plate of quartz cut from the crystal perpendicular to its axis. This crystal thus cut possesses the extraordinary power of twisting the plane of vibration of a polarized ray to an extent dependent on the thickness of the crystal. And the more refrangible the light the greater is the amount of twisting, so that, when white light is employed, its constituent colors are thus drawn



asunder. Placing the quartz between the polarizer and the analyzer, you see this splendid color, and, turning the analyzer in front, from right to left, the other colors appear in succession. Specimens of quartz have been found which require the analyzer to be turned from left to right, to obtain the same succession of colors. Crystals of the first class are therefore called right-handed, and, of the second class, left handed crystals.

With profound sagacity, Fresne, to whose genius we mainly owe the expansion and final triumph of the undulatory theory of light, reproduced mentally the mechanism of these crystals, and showed their action to be due to the circumstance that, in them, the waves of ether so act upon each other as to produce the condition represented by our rotating pendulum. Instead of being plane polarized, the light in rock crystal is *circularly polarized*. Two such rays transmitted along the axis of the crystal, and rotating in

although the mixture of blue and yellow pigments produces green, the mixture of blue and yellow lights produces white. By enlarging our aperture, the two images produced by the spar are caused to approach each other, and finally to overlap. The one is now a vivid yellow, the other a vivid blue, and you notice that where the colors are superposed we have a pure white. (See Fig. 20, where N is the nozzle of the lamp, Q the quartz plate, L a lens, and B the birefracting spar. The two images overlap at O, and produce white by their mixture.)

This brings us to a point of our inquiries which, though not capable of brilliant illustration, is nevertheless so likely to affect profoundly the future course of scientific thought that I am unwilling to pass it over without reference. I refer to the experiment which Faraday, its discoverer, called the *magnetization of light*. The arrangement for this celebrated experiment is now before you.




FIG. 19.

opposite directions, when brought to interference by the analyzer, are demonstrably competent to produce the observed phenomena.

I now abandon the analyzer, and put in its place the piece of Iceland spar with which we have already illustrated double refraction. The two images of the carbon-points are now before you. Introducing a plate of quartz between the polarizer and the spar, the two images glow with complementary colors. Employing the image of an aperture instead of that of the carbon-points, we have two complementary colored circles. As the analyzer is caused to rotate, the colors pass through various changes; but they are always complementary to each other. If the one be red, the other will be green; if the one be yellow, the other will be blue. Here we have it in our power to demonstrate afresh a statement made in a former lecture, that,

We have first our electric lamp, then a Nicol prism, to polarize the beam emergent from the lamp; then an electro-magnet, then a second Nicol prism, and finally our screen. At the present moment the prisms are crossed, and the screen is dark. I place from pole to pole of the electro-magnet a cylinder of a peculiar kind of glass, first made by Faraday, and called Faraday's heavy glass. Through this glass the beam from the polarizer now passes, being intercepted by the Nicol in front. I now excite the magnet, and instantly light appears upon the screen. On examination, we find that, by the action of the magnet upon the ether contained within the heavy glass, the plane of vibration is caused to rotate, thus enabling the light to get through the analyzer.

The two classes into which quartz-crystals are divided have been already mentioned. In my hand I hold a compound plate, one-



half of it taken from a right-handed and the other from a left-handed crystal. Placing the plate in front of the polarizer, we turn one of the Nicols until the two halves of the plate show a common puce color. This yields an exceedingly sensitive means of rendering the action of a magnet upon light visible. By turning either the polarizer or

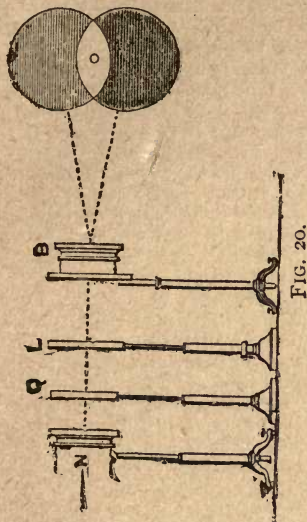


FIG. 20.

the analyzer through the smallest angle, the uniformity of the color disappears, and the two halves of the quartz show different colors. The magnet also produces this effect. The puce-colored circle is now before you on the screen. (See Fig. 21 for the arrangement of the experiment. N is the nozzle of the lamp, H the first Nicol, Q the biquartz plate, L a lens, M the electro-magnet, and P the second Nicol.) Exciting the magnet, one half of the image becomes suddenly red, the other half green. Interrupting the current, the two colors fade away, and the primitive puce is restored. The action, moreover, depends upon the polarity of the magnet, or, in other words, on the direction of the current which surrounds the magnet. Reversing the current, the red and green reappear, but they have changed places. The red was formerly to the right, and the green to the left; the green is now to the right, and the red to the left. With the most exquisite ingenuity, Faraday analyzed all those actions and stated their laws. This experiment, however, long remained rather as a scientific curiosity than as a fruitful germ. That it would bear fruit of the highest importance, Faraday felt profoundly convinced, and recent researches are on the way to verify his conviction.

A few words more are necessary to complete our knowledge of the wonderful interaction between ponderable molecules and the ether interfused among them. Symmetry of

molecular arrangement implies symmetry on the part of the ether; atomic dissymmetry, on the other hand, involves the dissymmetry of the ether, and, as a consequence, double refraction. In a certain class of crystals the structure is homogeneous, and such crystals produce no double refraction. In certain

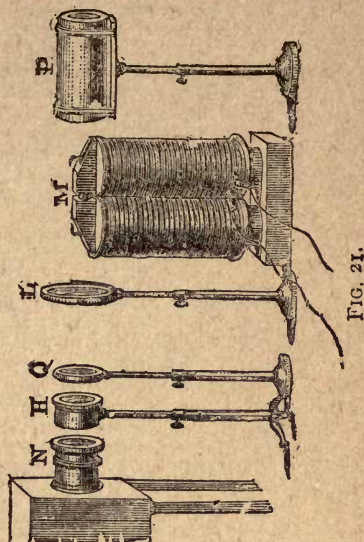


FIG. 21.

other crystals the molecules are ranged symmetrically around a certain line, and not around others. Along the former, therefore, the ray is undivided, while along all the others we have double refraction. Ice is a familiar example; it is built with perfect symmetry around the perpendiculars to the planes of freezing, and a ray sent through ice in this direction is not doubly refracted; whereas, in all other directions, it is. Iceland spar is another example of the same kind: its molecules are built symmetrically round the line uniting the two blunt angles of the rhomb. In this direction a ray suffers no double refraction, in all others it does. This direction of double refraction is called the *optic axis* of the crystal.

Hence, if a plate be cut from a crystal of Iceland spar perpendicular to the axis, all rays sent across this plate in the direction of the axis will produce but one image. But the moment we deviate from the parallelism with the axis, double refraction sets in. If, therefore, a beam that has been rendered conical by a converging lens be sent through the spar so that the central ray of the cone passes along the axis, this ray only will escape double refraction. Each of the others will be divided into an ordinary and extraordinary ray, the one moving more slowly through the crystal than the other; the one, therefore, retarded with reference to the other. Here, then, we have the conditions



for interference, when the waves are reduced by the analyzer to a common plane. A highly beautiful and important source of chromatic phenomena is thus revealed. Placing the plate of spar between the crossed prisms, we have upon the screen a beautiful system of iris rings surrounding the end of the optic axis, the circular bands of color being intersected by a black cross. The arms of this cross are parallel to the two directions of vibration in the polarizer and analyzer. It is easy to see that those rays whose planes of vibration within the spar coincide with the plane of vibration of *either* prism, cannot get through *both*. This complete interception produces the arms of the cross. With mono-chromatic light the rings would be simply bright and black—the bright rings occurring at those thicknesses of the spar which cause the rays to conspire; the black rings at those thicknesses which cause them to quench each other. Here, however, as elsewhere, the different lengths of the light-waves give rise to iris-colors when white light is employed.

Besides the *regular* crystals which produce double refraction in no direction, and the *uniaxial* crystals which produce it in all directions but one, Brewster discovered that in a large class of crystals there are *two* directions in which double refraction does not take place. These are called *biaxial* crystals. When plates of these crystals, suitably cut, are placed between the polarizer and analyzer, the axes are seen surrounded, not by circles, but by curves of another order and of a perfectly definite mathematical character. Each band, as proved experimentally by Herschel, forms a *lemniscata*; but the experimental proof was here, as in numberless other cases, preceded by the deduction which showed that, according to the undulatory theory, the bands must possess this special character.

I have taken this somewhat wide range over polarization itself and over the phenomena exhibited by crystals in polarized light, in order to give you some notion of the firmness and completeness of the theory which grasps them all. Starting from the single assumption of transverse undulations, we first of all determine the wave-lengths, and find all the phenomena of color dependent on this element. The wave-lengths may be determined in many independent ways, and, when the lengths so determined are compared together, the strictest agreement is found to exist between them. We follow the ether into the most complicated cases of interaction between it and ordinary matter, "the theory is equal to them all. It makes not a single new hypothesis; but out of its original stock of principles it educes the counterparts of all that observation shows. It accounts for, explains, simplifies the most entangled cases; corrects known laws and facts; predicts and discloses unknown ones; becomes the guide of its former teacher Observation;

and, enlightened by mechanical conceptions, acquires an insight which pierces through shape and color to force and cause."<sup>\*</sup>

But, while I have thus endeavored to illustrate before you the power of the undulatory theory as a solver of all the difficulties of optics, do I therefore wish you to close your eyes to any evidence that may arise against it? By no means. You may urge, and justly urge, that a hundred years ago another theory was held by the most eminent men, and that, as the theory then held had to yield, the undulatory theory may have to yield also. This is perfectly logical; but let us understand the precise value of the argument. In similar language a person in the time of Newton, or even in our time, might reason thus: "Hipparchus and Ptolemy, and numbers of great men after them, believed that the earth was the centre of the solar system. But this deep-set theoretic notion had to give way, and the theory of gravitation may, in its turn, have to give way also." This is just as logical as the first argument. Wherein consists the strength of the theory of gravitation? Solely in its competence to account for all the phenomena of the solar system. Wherein consists the strength of the theory of undulation? Solely in its competence to disentangle and explain phenomena a hundred-fold more complex than those of the solar system. Be as skeptical, if you like, regarding the undulatory theory; but if your skepticism be philosophical, it will wrap the theory of gravitation in the same or greater doubt.†

## LECTURE V.

Range of vision incommensurate with Range of Radiation; The Ultra-Violet Rays; Fluorescence; Rendering Invisible Rays visible; Vision not the only Sense appealed to by the Solar and Electric Beam; Heat of Beam; Combustion by Total Beam at the Foci of Mirrors and Lenses; Combustion through Ice-Lens; Ignition of Diamond; Search for the Rays here effective; Sir William Herschel's Discovery of Dark Solar Rays; Invisible Rays the Basis of the Visible; Detachment by a Ray-Filter of the Invisible Rays from the Visible; Combustion at Dark Foci; Conversion of Heat-Rays into Light-Rays; Calorescence; Part played in Nature by Dark Rays; Identity of Light and Radiant Heat; Invisible Images; Reflection, Refraction, Plane Polarization, Depolarization, Circular Polarization, Double Refraction, and Magnetization of Radiant Heat.

THE first question that we have to consider to-night is this: Is the eye, as an organ of vision, commensurate with the whole range of solar radiation—is it capable of receiving visual impressions from all the rays emitted by the sun? The answer is negative. If we allowed ourselves to accept for a

<sup>\*</sup> Whewell.

† The only essay known to me on the Undulatory Theory, from the pen of an American writer, is an excellent one by President Barnard, published in the Smithsonian Report for 1862.



moment that notion of gradual growth, amelioration, and ascension, implied by the term *evolution*, we might fairly conclude that there are stores of visual impressions awaiting man far greater than those of which he is now in possession. For example, here beyond the extreme violet of the spectrum there is a vast efflux of rays which are totally useless as regards our present powers of vision. But these ultra-violet waves, though incompetent to awaken the optic nerve, can so shake the molecules of certain compound substances as to effect their decomposition. The grandest example of the chemical action of light, with which my friend Dr. Draper has so indissolubly associated his name, is that of the decomposition of carbonic acid in the leaves of plants. All photography is founded on such actions. There are substances on which the ultra-violet waves exert a special decomposing power; and, by permitting the invisible spectrum to fall upon surfaces prepared with such substances, we reveal both the existence and the extent of the ultra-violet spectrum.

This mode of exhibiting the action of the ultra-violet rays has been long known; indeed, Thomas Young photographed the ultra-violet rings of Newton. We have now to demonstrate their presence in another way. As a general rule, bodies transmit light or absorb it, but there is a third case in which the light falling upon the body is neither transmitted nor absorbed, but converted into light of another kind. Professor Stokes, the occupant of the Chair of Newton in the University of Cambridge, one of those original workers who, though not widely known beyond scientific circles, really constitute the core of science, has demonstrated this change of one kind of light into another, and has pushed his experiments so far as to render the invisible rays visible.

A long list of substances examined by Stokes when excited by the invisible ultra-violet waves, have been proved to emit *light*. You know the rate of vibration corresponding to the extreme violet of the spectrum; you are aware that, to produce the impression of this color, the retina is struck 789 millions of millions of times in a second. At this point, the retina ceases to be useful as an organ of vision, for, though struck by waves of more rapid recurrence, they are incompetent to awaken the sensation of light. But, when such non-visual waves are caused to impinge upon the molecules of certain substances—on those of sulphate of quinine, for example—they compel those molecules, or their constituent atoms, to vibrate; and the peculiarity is, that the vibrations thus set up are of *slower period* than those of the exciting waves. By this lowering of the rate of vibration through the intermediation of the sulphate of quinine, the invisible rays are rendered visible. Here we have our spectrum, and beyond the violet I place this prepared

paper. The spectrum is immediately elongated by the generation of a new light beyond the extreme violet. President Morton has recently succeeded in discovering a substance of great sensibility which he has named *Thallene*, and he has been good enough to favor me with some paper saturated with a solution of this substance. It causes a very striking elongation of the spectrum, the new light generated being of peculiar brilliancy. To this change of the rays from a higher to a lower refrangibility, Stokes has given the name of *Fluorescence*.

By means of a deeply-colored violet glass, we cut off almost the whole of the *light* of our electric beam; but this glass is peculiarly transparent to the violet and ultra-violet rays. The violet beam now crosses a large jar filled with water. Into it I pour a solution of sulphate of quinine: opaque clouds, to all appearance, instantly tumble downwards. But these are not clouds: there is nothing precipitated here: the observed action is a action of *molecules*, not of *particles*. The medium before you is not a turbid medium, for, when you look through it at a luminous surface, it is perfectly clear. If we paint upon a piece of paper a flower or a bouquet with the sulphate of quinine, and expose it to the full beam, scarcely anything is seen. But on interposing the violet glass, the design instantly flashes forth in strong contrast with the deep surrounding violet. Here is such a design prepared for me by President Morton with his thallene: placed in the violet light it exhibits a peculiarly vivid and beautiful fluorescence. From the experiments of Dr. Bence Jones, it would seem that there is some substance in the human body resembling the sulphate of quinine, which causes all the tissues of the body to be more or less fluorescent. The crystalline lens of the eye exhibits the effect in a very striking manner. When I plunge my eye into this violet beam, I am conscious of a whitish-blue shimmer filling the space before me. This is caused by fluorescent light generated in the eye itself; looked at from without, the crystalline lens at the same time gleams vividly.

But the waves from our incandescent carbon-points appeal to another sense than that of vision. They not only produce light as a sensation; they also produce heat. The magnified image of the carbon-points is now upon the screen, and with a suitable instrument the heating power of that instrument might be demonstrated. Here, however, the heat is spread over too large an area to be intense. By pushing out the lens and causing a movable screen to approach our lamp, the image becomes smaller and smaller: the rays become more concentrated, until finally they are able to pierce black paper with a burning ring. Rendering the beam parallel, and receiving it upon a concave mirror, the rays are



brought to a focus ; and paper placed at the focus is caused to smoke and burn. This may be done by our common camera with its lens, and by a concave mirror of very moderate power.

We will now adopt stronger measures with the radiation from the electric lamp. In this camera of blackened tin is placed a lamp, in all particulars similar to those already employed. But, instead of gathering up the rays from a carbon-point by a condensing lens placed in front of them, we gather them up by a concave mirror, silvered in front, and placed behind the carbons. By this mirror we can cause the rays to issue through the orifice in front, either parallel or convergent. They are now parallel, and therefore to a certain extent diffused. We place a convex lens in the path of the beam ; the light is converged to a focus, and at that focus you see that paper is not only pierced and a burning ring formed, but that it is instantly set ablaze. Many metals may be burned up in the same way. In our first lecture the combustibility of zinc was mentioned. Placing a strip of sheet-zinc at this focus, it is instantly ignited and burns with its characteristic purple flame. (In the annexed figure *m m'* represents the concave mirror, *L* the

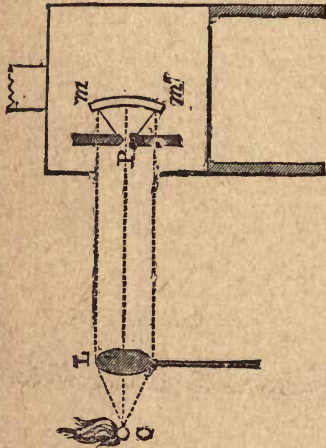


FIG. 22.

lens, at the focus *C* of which combustion is effected). Dr. Scoresby succeeded in exploding gunpowder by the sun's rays converged by large lenses of ice ; the same effect may be produced with a small lens, and with a terrestrial source of heat. In an iron mould we have fashioned this beautiful lens of transparent ice. At the focus of the lens I place a bit of black paper, with a little gun-cotton folded up within it. The paper ignites and the cotton explodes. Strange, is it not, that the beam should possess such heating power after having passed through so cold a substance ?

In this experiment, you observe that, before the beam reaches the ice-lens, it has passed

through a glass cell containing water. The beam is thus sifted of constituents, which, if permitted to fall upon the lens, would injure its surface, and blur the focus. And this leads me to say an anticipatory word regarding transparency. In our first lecture we entered fully into the production of colors by absorption, and we spoke repeatedly of the quenching of the rays of light. Did this mean that the light was altogether annihilated? By no means. It was simply so lowered in refrangibility as to escape the visual range. *It was converted into heat.* Our red ribbon in the green of the spectrum quenched the green, but if suitably examined its temperature would have been found raised. Our green ribbon in the red of the spectrum quenched the red, but its temperature at the same time was augmented to a degree exactly equivalent to the light extinguished. Our black ribbon, when passed through the spectrum, was found competent to quench all its colors ; but at every stage of its progress an amount of heat was generated in the ribbon exactly equivalent to the light lost. *It is only when absorption takes place that heat is thus produced ;* and heat is always a result of absorption.

Examine this water, then, in front of the lamp, after the beam has passed a little time through it : it is sensibly warm, and, if permitted to remain there long enough, it may be made to boil. This is due to the absorption by the water of a portion of the electric beam. But a certain portion passes through unabsorbed, and does not at all contribute to the heating of the water. Now, ice is also transparent to the latter portion, and therefore is not melted by it ; hence, by employing this particular portion of the beam, we are able to keep our lens intact, and to produce by means of it a sharply-defined focus. Placed at that focus, black paper instantly burns, because the black paper absorbs the light which had passed through the ice-lens without absorption. In a subsequent lecture, we shall endeavor to penetrate further into the physical meaning of these and other similar actions. I may add to these illustrations of heating power, the ignition of a diamond in oxygen, by the concentrated beam of the electric lamp. The diamond, surrounded by a hood of platinum to lessen the chilling due to convection, is exposed at the focus. It is rapidly raised to a white heat, and when removed from the focus continues to glow like a star.

Placed in the path of the beam issuing from our lamp is a cell with glass sides containing a solution of alum. All the *light* of the beam passes through this solution. The beam is received on a powerfully converging mirror silvered in front, and is brought to a focus by the mirror. You can see the conical beam of reflected light tracking itself through the dust of the room. I place at the focus a scrap of white paper : it glows there with



dazzling brightness, but it is not even charred. On removing the alum-cell, however, the paper instantly inflames. There must, therefore, be something in this beam besides its light. The *light* is not absorbed by the white paper, and therefore does not burn the paper; but there is something over and above the light which is absorbed and which provokes combustion. What is this something?

In the year 1800 Sir William Herschel passed a thermometer through the various colors of the solar spectrum, and marked the rise of temperature corresponding to each color. He found the heating effect to augment from the violet to the red; he did not, however, stop at the red, but pushed his thermometer into the dark space beyond it. Here he found the temperature actually higher than in any part of the visible spectrum. By this important observation, he proved that the sun emitted dark heat-rays which are entirely unfit for the purposes of vision. The subject was subsequently taken up by Seebeck, Melloni, Müller, and others, and within the last few years it has been found capable of unexpected expansions and applications. A method has been devised whereby the solar or electric beam can be so *filtered* as to detach from it and preserve intact this invisible ultra-red emission, while the visible and ultra-violet emissions are wholly intercepted. We are thus enabled to operate at will upon the purely ultra-red waves.

In the heating of solid bodies to incandescence this non-visual emission is the necessary basis of the visual. A platinum wire is stretched in front of the table, and through it an electric current flows. It is warmed by the current, and may be felt to be warm by the hand; it also emits waves of heat, but no light. Augmenting the strength of the current, the wire becomes hotter; it finally glows with a sober red light. At this point Dr. Draper many years ago began an interesting investigation. He employed a voltaic current to heat his platinum, and he studied by means of a prism the successive introduction of the colors of the spectrum. His first color, as here, was red; then came orange, then yellow, then green, and lastly all the shades of blue. Thus as the temperature of the platinum was gradually augmented, the atoms were caused to vibrate more rapidly, shorter waves were thus produced, until finally he obtained the waves corresponding to the entire spectrum. As each successive color was introduced, the colors preceding it became more vivid. Now, the vividness, or intensity of light, like that of sound, depends, not upon the length of the wave, but on the amplitude of the vibration. Hence, as the red grew more intense as the more refrangible colors were introduced, we are forced to conclude that, side by side with the introduction of the shorter waves, we had an augmentation of the amplitude of the longer ones.

These remarks apply, not only to the visible emission examined by Dr. Draper, but to the invisible emission which preceded the appearance of any light. In the emission from the white-hot platinum wire now before you the very waves exist with which we started, only their intensity has been increased a thousand-fold by the augmentation of temperature necessary to the production of this white light. Both effects are bound together: in an incandescent solid, or in a molten solid, you cannot have the shorter waves without this intensification of the longer ones. A sun is possible only on these conditions; hence Sir William Herschel's discovery of the invisible ultra-red solar emission.

The invisible heat, emitted both by dark bodies and by luminous ones, flies through space with the velocity of light, and is called *radiant heat*. Now, radiant heat may be made a subtle and powerful explorer of molecular condition, and of late years it has given a new significance to the art of chemical combination. Take, for example, the air we breathe. It is a mixture of oxygen and nitrogen; and with regard to radiant heat it behaves like a vacuum, being incompetent to absorb it in any sensible degree. But permit the same two gases to unite chemically; without any augmentation of the quantity of matter, without altering the gaseous condition, without interfering in any way with the *transparency* of the gas, the act of chemical union is accompanied by an enormous diminution of its *diathermancy*, or perviousness to radiant heat. The researches which established this result also proved the elementary gases generally to be highly transparent to radiant heat. This, again, led to the proof of the diathermancy of elementary liquids, like bromine, and of solutions of the elements sulphur, phosphorus, and iodine. A spectrum is now before you, and you notice that this transparent bisulphide of carbon has no effect upon the colors. Dropping into the liquid a few flakes of iodine, you see the middle of the spectrum cut away. By augmenting the quantity of iodine, we invade the entire spectrum, and finally cut it off altogether. Now, the iodine which proves itself thus hostile to the light is perfectly transparent to the ultra-red emission with which we have now to deal. It, therefore, is to be our ray-filter.

Placing the alum-cell again in front of the electric lamp, we assure ourselves, as before, of the utter inability of the concentrated light to fire white paper. By introducing a cell containing the solution of iodine, the light is entirely cut off. On removing the alum-cell, the paper at the dark focus is instantly set on fire. Black paper is more absorbent than white for these ultra-red rays; and the consequence is, that with it the suddenness and vigor of the combustion are augmented. Zinc is burnt up at the same place,



while magnesium ribbon bursts into vivid combustion. A sheet of platinized platinum placed at the focus is heated to whiteness. Looked at through a prism, the white-hot platinum yields all the colors of the spectrum. Before impinging upon the platinum, the waves were of too slow recurrence to awaken vision; by the atoms of the platinum, these long and sluggish waves are in part broken up into shorter ones, being thus brought within the visual range. At the other end of the spectrum, Stokes, by the interposition of suitable substances, *lowered* the refrangibility so as to render the non-visual rays visual, and to this change he gave the name of *Fluorescence*. Here, by the intervention of the platinum, the refrangibility is *raised*, so as to render the non-visual visual, and to this change we give the name of *Calorescence*.

At the perfectly invisible focus where these effects are produced, the air may be as cold as ice. Air, as already stated, does not absorb the radiant heat, and is therefore not warmed by it. Place at the focus the most sensitive air-thermometer: it is not affected by the heat. Nothing could more forcibly illustrate the isolation, if I may use the term, of the luminiferous ether from the air. The wave-motion of the one is heaped up, without sensible effect, upon the other. I may add that, with suitable precautions, the eye may be placed in a focus competent to heat platinum to vivid redness, without experiencing any damage, or the slightest sensation either of light or heat.

These ultra-red rays play a most important part in Nature. I remove the iodine filter, and concentrate the total beam. A test-tube containing water is placed at the focus: it immediately begins to sputter, and in a minute or two it *boils*. What boils it? Placing the alum solution in front of the lamp, the boiling instantly ceases. Now, the alum is pervious to all the luminous rays; hence it cannot be these rays that caused the boiling. I now introduce the iodine, and remove the alum; vigorous ebullition immediately recommences. So that we here fix upon the invisible ultra-red rays the heating of the water. We are enabled now to understand the momentous part played by these rays in Nature. It is to them that we owe the warming and the consequent evaporation of the tropical ocean; it is to them, therefore, that we owe our rains and snows. They are absorbed close to the surface of the ocean, and warm the superficial water while the luminous rays plunge to great depths without producing any sensible effect. Further, here is a large flask containing a freezing mixture. The aqueous vapor of the air has been condensed and frozen on the flask, which is now covered with a white fur. Introducing the alum-cell, we place the coating of hoar-frost at the intensely luminous focus; not a spicula of the

frost is melted. Introducing the iodine-cell, and removing the alum, a broad space of the frozen coating is instantly removed. Hence we infer that the ice which feeds the Rhone, the Rhine, and other rivers which have glaciers for their sources, is released from its imprisonment upon the mountains by the invisible ultra-red rays of the sun.

The growth of science is organic. The end of to-day becomes to-morrow the means to a remoter end. Every new discovery is immediately made the basis of other discoveries, or of new methods of investigation. About fifty years ago, Ersted, of Copenhagen, discovered the deflection of a magnetic needle by an electric current; and Thomas Seebeck, of Berlin, discovered that electric currents might be derived from heat. Soon afterwards these discoveries were turned to account by Nobili and Melloni in the construction of an apparatus which has vastly augmented our knowledge of radiant heat. The instrument is here. It is called a *thermo-electric pile*; and it consists of thin bars of bismuth and antimony soldered together in pairs at their ends, but separated from each other elsewhere. From the ends of this "pile" wires pass to a coil of covered wire, within and above which are suspended two magnetic needles joined to a rigid system, and carefully defended from currents of air. The heat, then, acting on the pile, produces an electric current; the current, passing through the coil, deflects the needles, and the magnitude of the deflection may be made a measure of the heat. The upper needle moves over a graduated dial far too small to be seen. It is now, however, strongly illuminated. Above it is a lens which, if permitted, would form an image of the needle and dial upon the ceiling, where, however, it could not be conveniently seen. The beam is therefore received upon a looking-glass, placed at the proper angle, which throws the image upon the screen. In this way the motions of this small needle may be made visible to you all.

The delicacy of this instrument is such that in a room like this it is exceedingly difficult to work with it. My assistant stands several feet off. I turn the pile towards him: the heat from his face, even at this distance, produces a deflection of 90°. I turn the instrument towards a distant wall, which I judge to be a little below the average temperature of the room. The needle descends and passes to the other side of zero, declaring by this negative deflection that the pile feels the chill of the wall. Possessed of this instrument, of our ray-filter, and of our large Nicol prisms, we are in a condition to investigate a subject of great philosophical interest, and which long engaged the attention of some of our foremost scientific workers, Forbes being the first successful one—the substantial *identity of light and radiant heat*.

That they are identical in *all* respects cannot of course be the case, for if they were



they would act in the same manner upon all instruments, the eye included. The identity meant is such as subsists between one color and another, causing them to behave alike as regards reflection, refraction, double refraction, and polarization. As regards reflection, we may employ the looking-glass used in our first lecture. Marking any point in the track of the reflected beam, and cutting off the light by the iodine, on placing the pile at the marked point, the needle immediately starts aside. This is true for every position of the mirror. So that both for light and heat the same law of reflection holds good; for both of them also the angular velocity of the reflected beam is twice that of the reflecting mirror. Receiving the beam on a concave mirror, it is gathered up into a cone of reflected light; marking the apex of the cone, and cutting off the light, a moment's exposure of the pile at the marked point produces a violent deflection of the needle. (See Fig. 23, where *m m* is the mirror, P the pile, and T the opaque solution.)

This beam of light now enters a right-angled prism and is reflected at the hypotenuse, in a direction perpendicular to its former one. The reflection here is *total*. Cutting off the light, we prove the reflection of the heat to be total also. The formation of

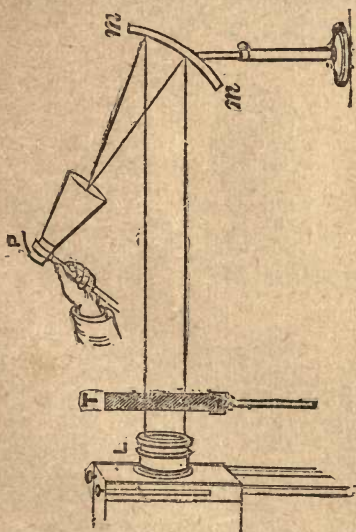


FIG. 23.

invisible images by lenses and mirrors may also be demonstrated. Concentrating the beam, and cutting off the light, at the dark focus the carbon-points burn their images through a sheet of black paper. Placing a sheet of platinized platinum at the focus, when the concentration is strong an incandescent image of the points is immediately stamped upon the platinum.

And now for polarization and its attendant phenomena. Crossing our two Nicol prisms,

B, C, Fig. 24, and placing our pile D behind the analyzer, neither heat nor light reaches it; the needle remains undeflected. Introducing the iodine, the slightest turning of either prism causes the heat to pass, and to announce itself by the deflection of the needle. Like light, therefore, heat is polarized. Crossing the Nicols again, the heat is intercepted and

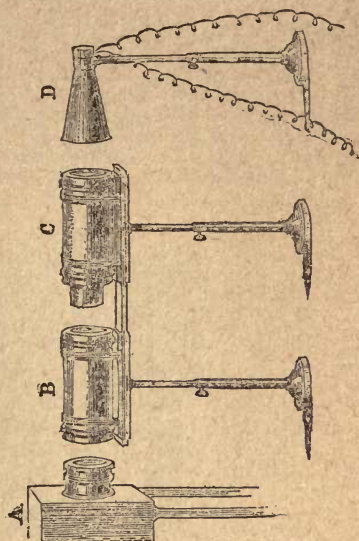


FIG. 24.

the needle returns to zero. Plunging into the dark space between the prisms our plate of mica, the needle instantly starts off, showing that the mica acts upon the heat as it did upon the light: we have in both cases the same resolution and recomposing of vibrations. Removing the mica, the needle falls to zero; but, on introducing a plate of quartz between the prisms, the consequent deflection declares the circular polarization of the heat. For double refraction it is necessary that our images should not be too large and diluted: here are the two disks produced by the splitting of the beam in Iceland spar. Marking the positions of the disks and cutting off the light, the pile finds in its places two heat-images. The needle now stands near  $90^\circ$ , and, on turning the spar, the deflection remains constant. Transferring the pile to the other image, the deflection of  $90^\circ$  is maintained; but on turning the spar the needle now falls to zero. The reason is manifest. Permitting the light to pass, we find the luminous disk at some distance from the pile. We are dealing, in fact, with the extraordinary beam which rotates round the ordinary. So that for heat as well as for light we have double refraction, and also an ordinary and extraordinary ray. (In the adjacent figure, which shows the experimental arrangement, N is the nozzle of



the electric lamp, L a converging lens, B the birefracting spar, and P the thermo-electric pile.)

If time permitted we might finish the series of demonstrations by magnetizing a ray of heat as we magnetized a ray of light.

We have finally to determine the position and magnitude of the invisible radiation which produces these results. For this purpose we employ a particular form of the thermo-electric pile. Its face is a rectangle, which by movable side-pieces can be rendered as narrow as desirable. Throwing a concentrated spectrum upon a screen, by means of an endless screw, we move this rectangular pile through the entire spectrum. Its surface is blackened so that it absorbs all the light incident upon it, converting it into

a curve which exhibits the distribution of heat in our spectrum. It is represented in the adjacent figure. Beginning at the blue, the curve rises, at first very gradually; then, as it approaches the red more rapidly, the line CD representing the strength of the extreme red radiation. Beyond the red it shoots upwards in a steep and massive peak to B, whence it falls, rapidly for a time, and afterwards gradually fading from the perception of the pile. This figure is the result of more than twelve careful series of measurements, for each of which the curve was constructed. On superposing all these curves, a satisfactory agreement was found to exist between them. So that it may safely be concluded that the areas of the dark and white spaces respectively represent the rela-

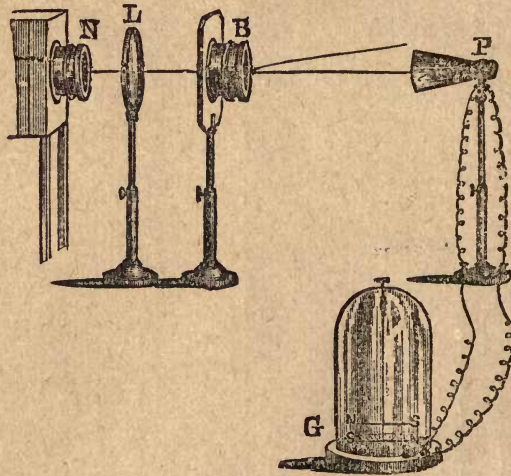


FIG. 25.

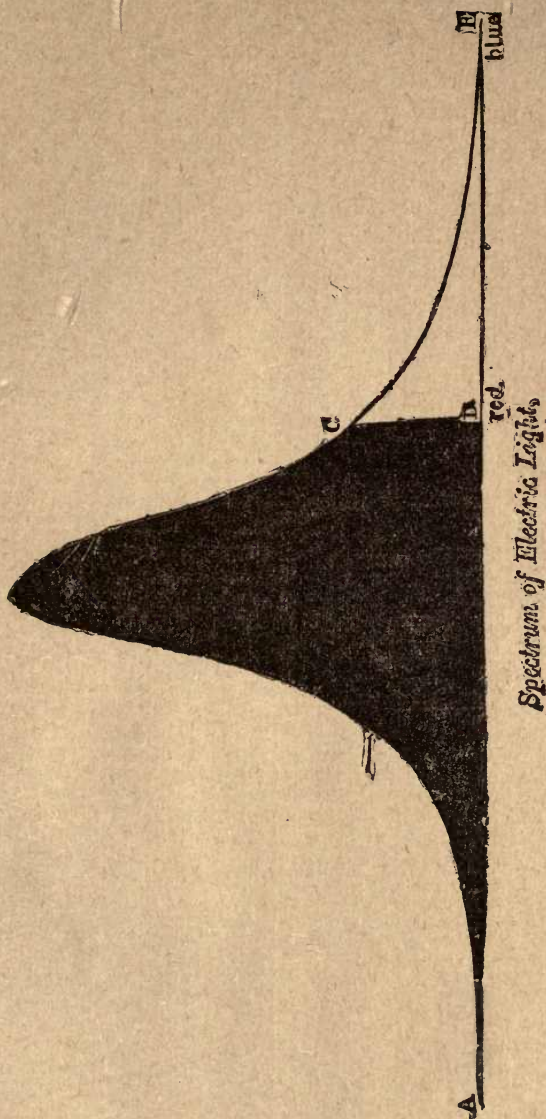
heat, and thus enabling it to declare its power by the deflection of the magnetic needle.

When this instrument is brought to the violet end of the spectrum, the heat is found to be almost insensible. As the pile gradually moves from the violet towards the red, it encounters a gradually augmenting heat. The red itself possesses the highest heating power of all the colors of the spectrum. Pushing the pile into the dark space beyond the red, the heat rises suddenly in intensity, and, at some distance beyond the red, attains a maximum. From this point the heat falls somewhat more rapidly than it rose, and afterwards gradually fades away. Drawing an horizontal line to represent the length of the spectrum, and erecting along it, at various points, perpendiculars proportional in length to the heat existing at those points, we obtain

tive energies of the visible and invisible radiation. The one is 7.7 times the other.

But in verification, as already stated, consists the strength of science. Determining in the first place the total emission from the electric lamp; then by means of the iodine filter determining the ultra-red emission; the difference between both gives the luminous emission. In this way, it was found that the energy of the invisible emission is eight times that of the visible. No two methods could be more opposed to each other, and hardly any two results could better harmonize. I think, therefore, you may rely upon the accuracy of the distribution of heat here assigned to the prismatic spectrum of the electric light. There is nothing vague in the mode of investigation, nor doubtful in its conclusions.





## LECTURE VI.

Summary of Spectrum Analysis: Solar Chemistry: Summary and Conclusions.

We have employed, as our source of light in these lectures, the ends of two rods of coke rendered incandescent by electricity. Coke is particularly suitable for this purpose, because it can bear intense heat without fusing or vaporization. It is also black, which helps the light; for, other circumstances being equal, as shown experimentally by Bal-

four Stewart, the blacker the body the brighter will be its light when incandescent. Still, refractory as carbon is, if we closely examine our voltaic arc, or stream of light between the carbon-points, we should find there incandescent carbon-vapor. We might also detach the light of this vapor from the more dazzling light of the solid points, and obtain its spectrum. This would be not only less brilliant, but of a totally different character from the spectra that we have already seen. Instead of being an unbroken succession of colors from red to violet, the carbon-vapor



would yield a few bands of color with spaces of darkness between them.

What is true of the carbon is true in a still more striking degree of the metals, the most refractory of which can be fused, boiled, and reduced to vapor by the electric current. From the incandescent vapor the light, as a general rule, flashes in groups of rays of definite degrees of refrangibility, spaces existing between group and group, which are unfilled by rays of any kind. But the contemplation of the facts will render this subject more intelligible than words can make it. Within the camera is now placed a cylinder of carbon hollowed out at the top to receive a bit of metal; in the hollow is placed a fragment of the metal thallium, and now you see the arc of incandescent thallium-vapor upon the screen. It is of a beautiful green color. What is the meaning of that green? We answer the question by subjecting the light to prismatic analysis. Here you have its spectrum, consisting of a single refracted band. Light of one degree of refrangibility, and that corresponding to green, is emitted by the thallium-vapor.

We will now remove the thallium and put a bit of silver in its place. The arc of silver is not to be distinguished from that of thallium; it is not only green, like the thallium-vapor, but the same shade of green. Are they, then, alike? Prismatic analysis enables us to answer the question. It is perfectly impossible to confound the spectrum of incandescent silver vapor with that of thallium. Here are two green bands instead of one. Adding to the silver in our camera a bit of thallium, we obtain the light of both metals, and you see that the green of the thallium lies midway between the two greens of the silver. Hence this similarity of color.

But you observe another interesting fact. The thallium band is now far brighter than the silver bands; indeed, the latter have wonderfully degenerated since the bit of thallium was put in. They are not at all so bright as they were at first, and for a reason worth knowing. It is the *resistance* offered to the passage of the electric current from carbon to carbon that calls forth the power of the current to produce heat. If the resistance were materially lessened, the heat would be materially lessened; and, if all resistance were abolished, there would be no heat at all. Now, thallium is a much more fusible and vaporizable metal than silver; and its vapor facilitates the passage of the current to such a degree as to render it almost incompetent to vaporize the silver. But the thallium is gradually consumed; its vapor diminishes, the resistance rises, until finally you see the two silver bands as brilliant as they were at first. The three bands of the two metals are now of the same sensible brightness.

We have in these bands a perfectly unalterable characteristic of these two metals.

You never get other bands than these two green ones from the silver, never other than the single green band from the thallium, never other than the three green bands from the mixture of both metals. Every known metal has its bands, and in no known case are the bands of two different metals alike. Hence these spectra may be made a test for the presence or absence of any particular metal. If we pass from the metals to their alloys, we find no confusion. Copper gives us green bands, zinc gives us blue and red bands; brass, an alloy of copper and zinc, gives us the bands of both metals, perfectly unaltered in position or character.

But we are not confined to the metals; the *salts* of these metals yield the bands of the metals. Chemical union is ruptured by a sufficiently high heat, the vapor of the metal is set free and yields its characteristic bands. The chlorides of the metals are particularly suitable for experiments of this character. Common salt, for example, is a compound of chlorine and sodium; in the electric lamp, it yields the spectrum of the metal sodium. The chlorides of lithium and of strontium yield in like manner the bands of these metals. When, therefore, Bunsen and Kirchhoff, the celebrated founders of *spectrum analysis*, after having established by an exhaustive examination the spectra of all known substances, discovered a spectrum containing bands different from any known bands, they immediately inferred the existence of a new metal. They were operating at the time upon a residue obtained by evaporating one of the mineral waters of Germany. In that water they knew the new metal was concealed, but vast quantities of it had to be evaporated before a residue could be obtained sufficiently large to enable ordinary chemistry to grapple with the metal. But they hunted it down, and it now stands among chemical substances as the metal *Rubidium*. They subsequently discovered a second metal, which they called *Cesium*. Thus, having first placed spectrum analysis on a safe foundation, they demonstrated its capacity as an agent of discovery. Soon afterwards Mr. Crookes, pursuing this same method, obtained the salts of the thallium which yielded that bright monochromatic green band. The metal itself was first isolated by a French chemist.

All this relates to chemical discovery upon earth, where the materials are in our own hands. But Kirchhoff showed how spectrum analysis might be applied to the investigation of the sun and stars, and on his way to this result he solved a problem which had been long an enigma to natural philosophers. A spectrum is *pure* in which the colors do not overlap each other. We purify the spectrum by making our slit narrow and by augmenting the number of our prisms. When a pure spectrum of the sun has been obtained in this way it is found to be furrowed by in-



numerable dark lines. Four of them were first seen by Dr. Wollaston, but they were afterwards multiplied and measured by Fraunhofer with such masterly skill that they are now universally known as Fraunhofer's lines.

To give an explanation of these lines was, as I have said, a problem which long challenged the attention of philosophers. (The principal lines are lettered according to Fraunhofer in the annexed sketch of the solar spectrum. A, it may be stated stands near the extreme red, and J near the extreme violet.)

Now, Kirchhoff had made thoroughly clear to his mind the principles which link together the *emission* of light and the *absorption* of light; he had proved their inseparability for each particular kind of light and heat. He had proved, for every specific ray of the spectrum, the doctrine that the body emitting any ray absorbed with special energy a ray of the same refrangibility. Consider, then, the effect of knowledge, such as you now possess, upon a mind prepared like that of Kirchhoff. We have seen the incandescent vapors of metals emitting definite groups of rays; according to Kirchhoff's principle, those vapors, if crossed by solar light, ought to absorb rays of the same refrangibility as those which they emit. He proved this to be the case; he was able, by the interposition of a vapor, to cut out of the solar spectrum the band corresponding in color to that vapor. Now, the sun possesses a photosphere, or vaporous envelope—doubtless mixed with violently agitated clouds—and

FIG. 27.

Kirchhoff saw that the powerful rays coming from the solid, or the molten nucleus of the sun, must be intercepted by this vapor. One dark band of Fraunhofer, for example, occurs in the yellow of the spectrum. Sodium vapor is demonstrably competent to produce that dark band; hence Kirchhoff inferred the existence of sodium-vapor in the atmosphere of the sun. In the case of metals, which emit a large number of bands, the absolute coincidence of every bright band of the metal, with a dark Fraunhofer line, raises to the highest degree of certainty the inference that the metal is present in the atmosphere of the sun. In this way *solar chemistry* was founded on spectrum analysis.

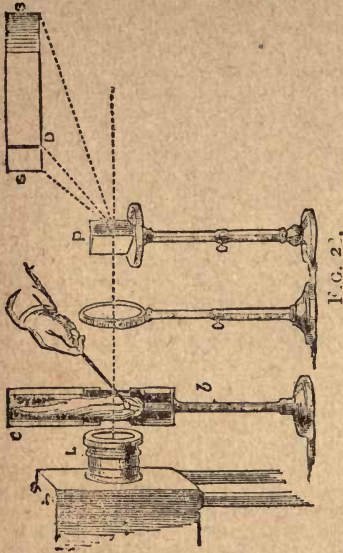
But let me not skim, so lightly over this great subject. I have spoken of emission and absorption, and of the link that binds them. Let me endeavor to make plain to you, through the analogy of sound, their physical meaning. I draw a fiddle-bow across this tuning-fork, and it immediately fills the room with a musical sound; this may be regarded as the *radiation* or *emission* of sound from the fork. A few days ago, on sounding this fork, I noticed that, when its vibrations were quenched, the sound seemed to be continued, though more feebly. The sound appeared to come from under a distant table, where stood a number of tuning-forks of different sizes and rates of vibration. One of these, and one only, had been started by the fork, and it was one whose rate of vibration was the same as that of the fork which started it. This is an instance of the *absorption* of sound of one fork by another. Placing two forks near each other, sweeping the bow over one of them, and then quenching the agitated fork, the other continues to sound. Placing a cent-piece on each prong of one of the forks, we destroy its perfect synchronism with the other, and then no communication of sound from the one to the other is possible.

I will now do with *light* what has been here done with sound. Placing a tin spoon containing sodium in a Bunsen's flame, we obtain this intensely yellow light, which corresponds in refrangibility with the yellow band of the spectrum. Like our tuning-fork, it emits waves at a special period. I will send the white light from our lamp through that flame, and prove before you that the yellow flame intercepts the yellow of the spectrum S S, Fig. 28; in other words, absorbs waves of the same period as its own, thus producing, for all intents and purposes, a dark Fraunhofer's band in the place of the yellow. (A Bunsen's flame contained within the chimney C is placed in front of the lamp L. The tin spoon with its pellet of sodium is plunged into the flame. Vivid combustion soon sets in, and, when it does, the yellow of the spectrum, at D, is furrowed by a dark band. Withdrawing and introducing the sodium-flame in rapid succession, the sudden disappearance and reappearance of the strip of darkness are observed.)

Mentally, as well as physically, every age of the world is the outgrowth and offspring of all preceding ages. Science proves itself to be a genuine product of Nature by growing according to this law. We have no solution of continuity here. Every great discovery has been duly prepared for in two ways: first, by other discoveries which form its prelude; and, secondly, through the sharpening, by exercise, of the intellectual instrument itself. Thus Ptolemy grew out of Hipparchus, Copernicus out of both, Kepler out of all three, and Newton out of all the four. Newton did not rise suddenly from



the sea-level of the intellect to his amazing elevation. At the time that he appeared, the table-land of knowledge was already high. He juts, it is true, above the table-land, as a massive peak; still he is supported by it, and a great part of his absolute height was the height of humanity in his time. It is thus



with the discoveries of Kirchhoff. Much had been previously accomplished; this he mastered, and then by the force of individual genius went beyond it. He replaced uncertainty by certainty, vagueness by definiteness, confusion by order; and I do not think that Newton has a stronger claim to the discoveries that have made his name immortal than Kirchhoff has to the credit of gathering up the fragmentary knowledge of his time, of vastly extending it, and of infusing into it the life of great principles. Splendid results have since been obtained with which the names of Janssen, Huggins, Lockyer, Respighi, Young, and others, are honorably associated, but, splendid as they are, they are but the sequel and application of the principles established in his Heidelberg laboratory by the celebrated German investigator.

#### SUMMARY AND CONCLUSION

My desire in these lectures has been to show you, with as little breach of continuity as possible, the past growth and present aspect of a department of science, in which have labored some of the greatest intellects the world has ever seen. My friend Professor Henry, in introducing me at Washington, spoke of me as an apostle; but the only apostolate that I intended to fulfil was to place,

in plain words, my subject before you, and to permit its own intrinsic attractions to act upon your minds. In the way of experiment, I have tried to give you the best which, under the circumstances, could be provided; but I have sought to confer on each experiment a distinct intellectual value, for experiments ought to be the representatives and expositors of thought—a language addressed to the eye as spoken words are to the ear. If association with its context, nothing is more impressive or instructive than a fit experiment; but, apart from its context, it rather suits the conjuror's purpose of surprise than that purpose of education which ought to be the ruling motive of the scientific man.

And now a brief summary of our work will not be out of place. Our present mastery over the laws and phenomena of light has its origin in the desire of man to *know*. We have seen the ancients busy with this problem, but, like a child who uses his arms aimlessly for want of the necessary muscular exercise, so these early men speculated vaguely and confusedly regarding light, not having as yet the discipline needed to give clearness to their insight, and firmness to their grasp of principles. They assumed themselves of the rectilinear propagation of light, and that the angle of incidence was equal to the angle of reflection. For more than a thousand years—I might say, indeed, for more than fifteen hundred years subsequently—the scientific intellect appears as if smitten with paralysis, the fact being that, during this time, the mental force, which might have run in the direction of science, was diverted into other directions.

The course of investigation as regards light was resumed in 1100 by an Arabian philosopher named Alhazan. Then it was taken up in succession by Roger Bacon, Vitellio, and Kepler. These men, though failing to detect the principle which ruled the facts, kept the fire of investigation constantly burning. Then came the fundamental discovery of Snell, that corner-stone of optics, as I have already called it, and immediately afterward we have the application by Descartes of Snell's discovery to the explanation of the rainbow. Then came Newton's crowning experiments on the analysis and synthesis of white light, by which it was proved to be compounded of various kinds of light of different degrees of refrangibility.

In 1676 an impulse was given to optics by astronomy. In that year Olaf Roemer, a learned Dane, was engaged at the Observatory of Paris in observing the eclipses of Jupiter's moons. He converted them into so many signal-lamps, quenched when they plunged into the shadow of the planet, and relighted when they emerged from the shadow. They enabled him to prove that light requires time to pass through space, and to assign to it the astounding velocity of 190,000 miles a second. Then came the English



astronomer, Bradley, who noticed that the fixed stars did not really appear to be fixed, but describe in the heavens every year a little orbit resembling the earth's orbit. The result perplexed him, but Bradley had a mind open to suggestion, and capable of seeing, in the smallest fact, a picture of the largest. He was one day upon the Thames in a boat, and noticed that, as long as his course remained unchanged, the vane upon his mast-head showed the wind to be blowing constantly in the same direction, but that the wind appeared to vary with every change in the direction of his boat. "Here," as Whewell says, "was the image of his case. The boat was the earth, moving in its orbit, and the wind was the light of a star."

We may ask in passing, what, without the faculty which formed the "image," would Bradley's wind and vane have been to him? A wind and vane, and nothing more. You will immediately understand the meaning of Bradley's discovery. Imagine yourself in a motionless railway-train with a shower of rain descending vertically downward. The moment the train begins to move, the rain-drops begin to slant, and the quicker the train the greater is the obliquity. In a precisely similar manner the rays from a star vertically overhead are caused to slant by the motion of the earth through space. Knowing the speed of the train, and the obliquity of the falling rain, the velocity of the drops may be calculated; and knowing the speed of the earth in her orbit, and the obliquity of the rays due to this cause, we can calculate just as easily the velocity of light. Bradley did this, and the "aberration of light," as his discovery is called, enabled him to assign to it a velocity almost identical with that deduced by Roemer from a totally different method of observation. Subsequently Fizeau, employing not planetary or stellar distances, but simply the breadth of the city of Paris, determined the velocity of light: while after him Foucault—a man of the rarest mechanical genius—solved the problem without quitting his private room.

Up to his demonstration of the composition of white light, Newton had been everywhere triumphant—triumphant in the heavens, triumphant on the earth, and his subsequent experimental work is for the most part of immortal value. But infallibility is not the gift of man, and soon after his discovery of the nature of white light, Newton proved himself human. He supposed that refraction and dispersion went hand in hand, and that you could not abolish the one without at the same time abolishing the other. Here Döland corrected him. But Newton committed a graver error than this. Science, as I sought to make clear to you in our second lecture, is only in part a thing of the senses. The roots of phenomena are embedded in a region beyond the reach of the senses, and less than the root of the matter will never

satisfy the scientific mind. We find, accordingly, in this career of optics, the greatest minds constantly yearning to pass from the phenomena to their causes—to explore them to their hidden roots. They thus entered the region of theory, and here Newton, though drawn from time to time towards the truth, was drawn still more strongly towards the error, and made it his substantial choice. His experiments are imperishable, but his theory has passed away. For a century it stood like a dam across the course of discovery; but, like all barriers that rest upon authority, and not upon truth, the pressure from behind increased, and eventually swept the barrier away. This, as you know, was done mainly through the labors of Thomas Young, and his illustrious French fellow-worker Fresnel.

In 1808, Malus, looking through Iceland spar at the sun reflected from the window of the Luxembourg Palace in Paris, discovered the polarization of light by reflection. In 1811 Arago discovered the splendid chromatic phenomena which we have had illustrated by plates of gypsum in polarized light; he also discovered the rotation of the plane of polarization by quartz-crystals. In 1813 Seebeck discovered the polarization of light by tourmaline. That same year Brewster discovered those magnificent bands of color that surround the axes of biaxial crystals. In 1814 Wollaston discovered the rays of Iceland spar. All these effects, which, without a theoretic clue, would leave the human mind in a hopeless jungle of phenomena without harmony or relation, were organically connected by the theory of undulation. The theory was applied and verified in all directions, Airy being especially conspicuous for the severity and conclusiveness of his proofs. The most remarkable verification fell to the lot of the late Sir William Hamilton, of Dublin, a profound mathematician, who, taking up the theory where Fresnel had left it, arrived at the conclusion that, at four special points at the surface of the ether-wave in double-refracting crystals, the ray was divided not into two parts, but into an infinite number of parts; forming at these points a continuous conical envelope instead of two images. No human eye had ever seen this envelope when Sir William Hamilton inferred its existence. Turning to his friend Dr. Lloyd, he asked him to test experimentally the truth of his theoretic conclusion. Lloyd, taking a crystal of arragonite, and following with the most scrupulous exactness the indications of theory, cutting the crystal where theory said it ought to be cut, observing it where theory said it ought to be observed, found the luminous envelope which had previously been a mere idea in the mind of the mathematician.

Nevertheless this great theory of undulation, like many another truth, which in the long-run has proved a blessing to humanity,



had to establish, by hot conflict, its right to existence. Great names were arrayed against it. It had been enunciated by Hooke, it had been applied by Huyghens, it had been defended by Euler. But they made no impression. And, indeed, the theory in their hands was more an analogy than a demonstration. It first took the form of a demonstrated verity in the hand of Thomas Young. He brought the waves of light to bear upon each other, causing them to support each other, and to extinguish each other at will. From their mutual actions he determined their lengths, and applied his determinations in all directions. He showed that at the standing difficulty of polarization might be embraced by the theory. After him came Fresnel, whose transcendent mathematical abilities enabled him to give the theory a generality unattained by Young. He grasped the theory in its entirety; followed the ether into its eddies and estuaries in the hearts of crystals of the most complicated structure, and into bodies subjected to strain and pressure. He showed that the facts discovered by Malus, Arago, Brewster, and Biot, were so many ganglia, so to speak, of his theoretic organism, deriving from it sustenance and explanation. With a mind too strong for the body with which it was associated, that body became a wreck long before it had become old, and Fresnel died, leaving, however, behind him a name immortal in the annals of science.

One word more I should like to say regarding Fresnel. There are things, ladies and gentlemen, better even than science. There are matters of the character as well as matters of the intellect, and it is always a pleasure to those who wish to think well of human nature, when high intellect and upright character are combined. They were, I believe, combined in this young Frenchman. In those hot conflicts of the undulatory theory, he stood forth as a man of integrity, claiming no more than his right, and ready to concede their rights to others. He at once recognized and acknowledged the merits of Thomas Young. Indeed, it was he, and his fellow-countryman Arago, who first startled England into the consciousness of the injustice done to Young in the *Edinburgh Review*. I should like to read you a brief extract from a letter written by Fresnel to Young in 1824, as it throws a pleasant light upon the character of the French philosopher. "For a long time," says Fresnel, "that sensibility, or that vanity, which people call love of glory, has been much blunted in me. I labor much less to catch the suffrages of the public than to obtain that inward approval which has always been the sweetest reward of my efforts. Without doubt, in moments of disgust and discouragement, I have often needed the spur of vanity to excite me to pursue my researches. But all the compliments I have received from Arago, De la Place, and Biot, never gave me so much pleasure as the discovery of a theo-

retic truth, or the confirmation of a calculation by experiment."

This, ladies and gentlemen, is the core of the whole matter as regards science. It must be cultivated for its own sake, for the pure love of truth, rather than for the applause or profit that it brings. And now my occupation in America is wellnigh gone. Still I will bespeak your tolerance for a few concluding remarks in reference to the men who have bequeathed to us the vast body of knowledge of which I have sought to give you some faint idea in these lectures. What was the motive that spurred them on? what the prize of their high calling for which they struggled so assiduously? What urged them to those battles and those victories over reticent Nature which have become the heritage of the human race? It is never to be forgotten that not one of those great investigators, from Aristotle down to Stokes and Kirchhoff, had any practical end in view, according to the ordinary definition of the word "practical." They did not propose to themselves money as an end, and knowledge as a means of obtaining it. For the most part, they nobly reversed this process, made knowledge their end, and such money as they possessed the means of obtaining it.

We may see to-day the issues of their work in a thousand practical forms, and this may be thought sufficient to justify it, if not ennoble their efforts. But they did not work for such issues; their reward was of a totally different kind. We love clothes, we love luxuries, we love fine equipages, we love money, and any man who can point to these as the result of his efforts in life justifies these efforts before all the world. In America and England more especially he is a "practical" man. But I would appeal confidently to this assembly whether such things exhaust the demands of human nature? The very presence here for six inclement nights of this audience, embodying so much of the mental force and refinement of this great city, is an answer to my question. I need not tell such an assembly that there are joys of the intellect as well as joys of the body, or that these pleasures of the spirit constituted the reward of our great investigators. Led on by the whisperings of natural truth, through pain and self-denial, they often pursued their work. With the ruling passion strong in death, some of them, when no longer able to hold a pen, dictated to their friends the result of their labors, and then rested from them forever.

Could we have seen these men at work without any knowledge of the consequences of their work, what should we have thought of them? To many of their contemporaries it would have appeared simply ridiculous to see men, whose names are now stars in the firmament of science, straining their attention to observe an effect of experiment almost too minute for detection. To the un-



initiated, they might well appear as big children playing with not very amusing toys. It is so to this hour. Could you watch the true investigator—your Henry or your Draper, for example—in his laboratory, unless animated by his spirit, you could hardly understand what keeps him there. Many of the objects which rivet his attention might appear to you utterly trivial; and, if you were to step forward and ask him what is the *use* of his work, the chances are that you would confound him. He might not be able to express the use of it in intelligible terms. He might not be able to assure you that it will put a dollar into the pocket of any human being living or to come. That scientific discovery *may* put not only dollars into the pockets of individuals, but millions into the exchequers of nations, the history of science amply proves; but the hope of its doing so never was and never can be the motive power of the investigator.

I know that I run some risk in speaking thus before practical men. I know what De Tocqueville says of you. "The man of the North," he says, "has not only experience, but knowledge. He, however, does not care for science as a pleasure, and only embraces it with avidity when it leads to useful applications." But what, I would ask, are the hopes of useful applications which have drawn you so many times to this place in spite of snow-drifts and biting cold? What, I may ask, is the origin of that kindness which drew me from my work in London to address you here, and which, if I permitted it, would send me home a millionaire? Not because I had taught you to make a single cent by science, am I among you to-night, but because I tried to the best of my ability to present science to the world as an intellectual good. Surely no two terms were ever so distorted and misapplied with reference to man in his higher relations as these terms useful and practical. As if there were no nakedness of the mind to be clothed as well as nakedness of the body—no hunger and thirst of the intellect to satisfy. Let us expand the definitions of these terms until they embrace all the needs of man, his highest intellectual needs inclusive. It is specially on this ground of its administering to the higher needs of intellect, it is mainly because I believe it to be wholesome as a source of knowledge, and as a means of discipline, that I urge the claims of science this evening upon your attention.

But, with reference to material needs and joys, surely pure science has also a word to say. People sometimes speak as if steam had not been studied before James Watt, or electricity before Wheatstone and Morse; whereas, in point of fact, Watt and Wheatstone and Morse, with all their practicality, were the mere outcome of antecedent forces, which acted without reference to practical ends. This also, I think, merits a moment's atten-

tion. You are delighted, and with good reason, with your electric telegraphs, proud of your steam-engines and your factories, and charmed with the productions of photography. You see daily, with just elation, the creation of new forms of industry—new powers of adding to the wealth and comfort of society. Industrial England is heaving with forces tending to this end, and the pulse of industry beats still stronger in the United States. And yet, when analyzed, what are industrial America and industrial England? If you can tolerate freedom of speech on my part, I will answer this question by an illustration. Strip a strong arm, and regard the knotted muscles when the hand is clenched and the arm bent. Is this exhibition of energy the work of the muscle alone? By no means. The muscle is the channel of an influence, without which it would be as powerless as a lump of plastic dough. It is the delicate unseen nerve that unlocks the power of the muscle. And, without those filaments of genius which have been shot like nerves through the body of society by the original discoverer, industrial America and industrial England would, I fear, be very much in the condition of that plastic dough.

At the present time there is a cry in England for technical education, and it is the expression of a true national want; but there is no cry for original investigation. Still without this, as surely as the stream dwindles when the spring dries, so surely will "technical education" lose all force of growth, all power of reproduction. Our great investigators have given us sufficient work for a time, but, if their spirit die out, we shall find ourselves eventually in the condition of those Chinese mentioned by De Tocqueville, who, having forgotten the scientific origin of what they did, were at length compelled to copy without variation the inventions of an ancestry who, wiser than themselves, had drawn their inspiration direct from Nature.

To keep society as regards science in healthy play, three classes of workers are necessary: Firstly, the investigator of natural truth, whose vocation it is to pursue that truth, and extend the field of discovery for the truth's own sake, and without reference to practical ends. Secondly, the teacher of natural truth, whose vocation it is to give public diffusion to the knowledge already won by the discoverer. Thirdly, the applier of natural truth, whose vocation it is to make scientific knowledge available for the needs, comforts, and luxuries of life. These three classes ought to coexist and interact. Now, the popular notion of science, both in this country and in England, often relates, not to science strictly so called, but to the applications of science. Such applications, especially on this continent, are so astounding—they spread themselves so largely and unbragcously before the public eye—as to shut



out from view those workers who are engaged in the quieter and profounder business of original investigation.

Take the electric telegraph as an example, which has been repeatedly forced upon my attention of late. I am not here to attenuate in the slightest degree the services of those who, in England and America, have given the telegraph a form so wonderfully fitted for public use. They earned a great reward, and assuredly they have received it. But I should be untrue to you and to myself if I failed to tell you that, however high in particular respects their claims and qualities may be, practical men did not discover the electric telegraph. The discovery of the electric telegraph implies the discovery of electricity itself, and the development of its laws and phenomena. Such discoveries are not made by practical men, and they never will be made by them, because their minds are beset with ideas which, though of the highest value from one point of view, are not those which stimulate the original discoverer.

The ancients discovered the electricity of amber; and Gilbert, in the year 1600, extended the force to other bodies. Then followed other inquirers, your own Franklin among the number. But this form of electricity, though tried, did not come into use for telegraphic purposes. Then appeared the great Italian, Volta, who discovered the source of electricity, which bears his name, and applied the most profound insight and the most delicate experimental skill to its development. Then arose the man who added to the powers of his intellect all the graces of the human heart, Michael Faraday, the discoverer of the great domain of magneto-electricity. Ersted discovered the deflection of the magnetic needle, and Arago and Sturgeon the magnetization of iron by the electric current. The voltaic circuit finally found its theoretic Newton in Ohm, while Henry, of Princeton, who had the sagacity to recognize the merits of Ohm while they were still decried in his own country, was at this time in the van of experimental inquiry.

In the works of these men you have all the materials employed at this hour in all the forms of the electric telegraph. Nay, more; Gauss, the celebrated astronomer, and Weber, the celebrated natural philosopher, both professors in the University of Göttingen, wishing to establish a rapid mode of communication between the observatory and the physical cabinet of the university, did this by means of an electric telegraph. The force, in short, had been discovered, its laws investigated and made sure, the most complete mastery of its phenomena had been attained, nay, its applicability to telegraphic purposes demonstrated, by men whose sole reward for their labors was the noble joy of discovery, and before your practical men appeared at all upon the scene.

Are we to ignore all this? We do so at

our peril. For I say again, that, behind all your practical applications, there is a region of intellectual action to which practical men have rarely contributed, but from which they draw all their supplies. Cut them off from this region, and they become eventually helpless. In no case is the adage truer, "Other men labored, but ye are entered in o their labors," than in the case of the discoverer and the applier of natural truth. But now a word on the other side. While I say that practical men are not the men to make the necessary antecedent discoveries, the cases are rare in which the discoverer knows how to turn his labors to practical account. Different qualities of mind and different habits of thought are needed in the two cases; and, while I wish to give emphatic utterance to the claims of those whose claims, owing to the simple fact of their intellectual elevation, are often misunderstood, I am not here to exalt the one class of workers at the expense of the other. They are the necessary supplements of each other; but remember that one class is sure to be taken care of. All the material rewards of society are already within their reach; but it is at our peril that we neglect to provide opportunity for those studies and pursuits which have no such rewards, and from which, therefore, the rising genius of the country is incessantly tempted away.

Pasteur, one of the most eminent members of the Institute of France, in accounting for the disastrous overthrow of his country and the predominance of Germany in the late war, expresses himself thus: "Few persons comprehend the real origin of the marvels of industry and the wealth of nations. I need no further proof of this than the employment, more and more frequent in official language, and in writing of all sorts, of the erroneous expression *applied science*. The abandonment of scientific careers by men capable of pursuing them with distinction was recently complained of in the presence of a minister of the greatest talent. This statesman endeavored to show that we ought not to be surprised at this result, because in our day the reign of theoretic science yielded place to that of applied science. Nothing could be more erroneous than this opinion, nothing, I venture to say, more dangerous, even to practical life, than the consequences which might flow from these words. They have rested on my mind as a proof of the imperious necessity of reform in our superior education. There exists no category of the sciences to which the name of applied science could be given. *We have science, and the applications of science* which are united together as the tree and its fruit."

And Cuvier, the great comparative anatomist, writes thus upon the same theme: "These grand practical innovations are the mere applications of truths of a higher order, not sought with a practical intent, but which were pursued for their own sake, and solely



through an ardor for knowledge. Those who applied them could not have discovered them; those who discovered them had no inclination to pursue them to a practical end. Engaged in the high regions whither their thoughts had carried them, they hardly perceived these practical issues, though born of their own deeds. These rising workshops, these peopled colonies, those ships which furrow the seas—this abundance, this luxury, this tumult—all this comes from discoverers in science, and it all remains strange to them. At the point where science merges into practice, they abandon it; it concerns them no more."

When the Pilgrim Fathers landed at Plymouth Rock, and when Penn made his treaty with the Indians, the new-comers had to build their houses, to chasten the earth into cultivation, and to take care of their souls. In such a community, science, in its more abstract forms, was not to be thought of. And, at the present hour, when your hardy Western pioneers stand face to face with stubborn Nature, piercing the mountains and subduing the forest and the prairie, the pursuit of science, for its own sake, is not to be expected. The first need of man is food and shelter; but a vast portion of this continent is already raised far beyond this need. The gentlemen of New York, Brooklyn, Boston, Philadelphia, Baltimore, and Washington, have already built their houses, and very beautiful they are; they have also secured their dinners, to the excellence of which I can also bear testimony. They have, in fact, reached that precise condition of well-being and independence when a culture, as high as humanity has yet reached, may be justly demanded at their hands. They have reached that maturity, as possessors of wealth and leisure, when the investigator of natural truth, for the truth's own sake, ought to find among them promoters and protectors.

Among the many grave problems before them they have this to solve, whether a republic is able to foster the highest forms of genius. You are familiar with the writings of De Tocqueville, and must be aware of the intense sympathy which he felt for your institutions; and this sympathy is all the more valuable, from the philosophic candor with which he points out, not only your merits, but your defects and dangers. Now, if I come here to speak of science in America in a critical and captious spirit, an invisible radiation from my words and manner will enable you to find me out, and will guide your treatment of me to-night. But, if I, in no unfriendly spirit—in a spirit, indeed, the reverse of unfriendly—venture to repeat before you what this great historian and analyst of democratic institutions said of America, I am persuaded that you will hear me out. He wrote some three-and-twenty years ago, and perhaps would not write the same to-day; but it will do nobody any harm to have his

words repeated, and, if necessary, laid to heart. In a work published in 1850, he says: "It must be confessed that, among the civilized peoples of our age, there are few in which the highest sciences have made so little progress as in the United States."\* He declares his conviction that, had you been alone in the universe, you would speedily have discovered that you cannot long make progress in practical science, without cultivating theoretic science at the same time. But, according to De Tocqueville, you are not thus alone. He refuses to separate America from its ancestral home; and it is here, he contends, that you collect the treasures of the intellect, without taking the trouble to create them.

De Tocqueville evidently doubts the capacity of a democracy to foster genius as it was fostered in the ancient aristocracies, "The future," he says, "will prove whether the passion for profound knowledge, so rare and so fruitful, can be born and developed so readily in democratic societies as in aristocracies. As for me," he continues, "I can hardly believe it." He speaks of the unquiet feverishness of democratic communities, not in times of great excitement, for such times may give an extraordinary impetus to ideas, but in times of peace. There is then, he says, "a small and uncomfortable agitation, a sort of incessant attrition of man against man, which troubles and distracts the mind without imparting to it either animation or elevation." It rests with you to prove whether these things are necessarily so—whether the highest scientific genius cannot find in the midst of you a tranquil home. I should be loath to gainsay so keen an observer and so profound a political writer, but, since my arrival in this country, I have been unable to see anything in the constitution of society to prevent a student with the root of the matter in him from bestowing the most steadfast devotion on pure science. If great scientific results are not achieved in America, it is not to the small agitations of society that I should be disposed to ascribe the defect, but to the fact that the men among you who possess the endowments necessary for scientific inquiry are laden with duties of administration or tuition so heavy as to be utterly incompatible with the continuous and tranquil meditation which original investigation demands. It may well be asked whether Henry would have been transformed into an administrator, or whether Draper would have forsaken science to write history, if the original investigator had been honored as he ought to be in this land? I hardly think they would. Still I do not think this

\* Il faut reconnaître, que parmi les peuples civilisés de nos jours, il en est peu chez qui les hautes sciences aient fait moins de progrès qu'aux États-Unis, ou qui aient fourni moins de grands artistes, de poètes illustres, et de célèbres écrivains. (De la Démocratie en Amérique, etc., tome ii., p. 36.)



state of things likely to last. In America there is a willingness on the part of individuals to devote their fortunes, in the matter of education, to the service of the commonwealth, which is without a parallel elsewhere; and this willingness requires but wise direction to enable you effectually to wipe away the reproach of De Tocqueville.

Your most difficult problem will be not to build institutions, but to make men; not to form the body, but to find the spiritual embers which shall kindle within that body a living soul. You have scientific genius among you; not sown broadcast, believe me, but still cattered here and there. Take all unnecessary impediments out of its way. Drawn by your kindness I have come here to give these lectures, and, now that my visit to America has become almost a thing of the past, I look back upon it as a memory without a stain. No lecturer was ever rewarded

as I have been. From this vantage-ground, however, let me remind you that the work of the lecturer is not the highest work; that in science, the lecturer is usually the distributor of intellectual wealth amassed by better men. It is not solely, or even chiefly, as lecturers, but as investigators, that your men of genius ought to be employed. Keep your sympathetic eye upon the originator of knowledge. Give him the freedom necessary for his researches, not overloading him either with the duties of tuition or of administration, not demanding from him so-called practical results—above all things, avoiding that question which ignorance so often addresses to genius, "What is the use of your work?" Let him make truth his object, however unpractical for the time being that truth may appear. If you cast your bread thus upon the waters, then be assured it will return to you, though it may be after many days.

---

## CONTENTS.

<p>LECT. I.—INTRODUCTORY . . . . . 2</p> <p>II.—Origin of Physical Theories . . . . . 8</p> <p>III.—Relation of Theories to Experience . . . . . 18</p> <p>IV.—Chromatic Phenomena produced by Crystals . . . . . 27</p>	<p>LECT. V.—Range of Vision and Range of Radiation . . . . . 34</p> <p>VI.—Spectrum Analysis . . . . . 41</p>
--	---











